







2013 Postseason Review





AMERICAN LEAGUE DIVISION SERIES

On October 4, Jonny Gomes ignited a 5-run 4th to key a series-opening win against the Wild Card Rays. Steady defense and timely hitting by both Dustin Pedroia and Will Middlebrooks helped the Sox cruise to a 12-2 victory. In Game 2, David Ortiz slammed two home runs and enjoyed another victory as the series moved to Tampa Bay.

After a nailbiter went to the Rays in Game 3, another nailbiter ended with Koji Uehara in David Ross's arms after a 3-1 thriller that won the ALDS and sent the Sox to a clubhouse celebration.



AMERICAN LEAGUE CHAMPIONSHIP SERIES

After the Red Sox were stymied by the Tigers in Game 1, Big Papi came through in Game 2. His dramatic grand slam in the bottom of the 8th erased a 5-1 lead, tied the game 5-5, and breathed new life into a team and a series. An inning later, Jarrod Saltalamacchia drove in Jonny Gomes with the walk-off game-winner, and the emotional tide had turned.





In Detroit, John Lackey outdueled Justin Verlander for a 1-0 win in Game 3 courtesy of a solo homer by Mike Napoli, who went deep again to help Boston to a Game 5 victory at Comerica Park. At Fenway Park for Game 6, Victorino hit a triumphant grand slam in the bottom of the 7th that turned a 2-1 deficit in to a 5-2 lead—and the 2013 American League Pennant.

THE 109TH WORLD SERIES

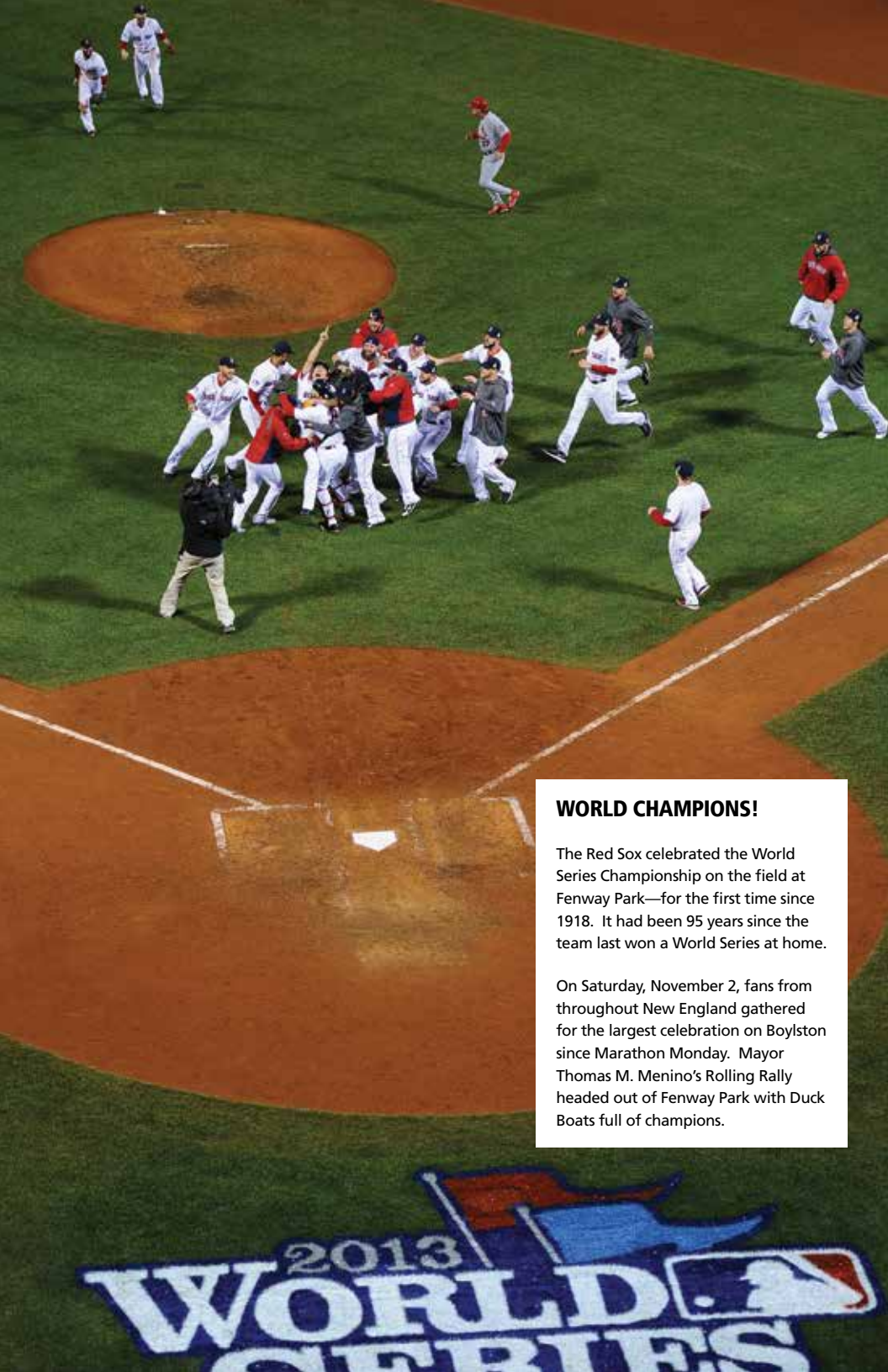
The Boston Red Sox and the St. Louis Cardinals were in the World Series yet again in a matchup between the two best teams during the 2013 regular season. Jon Lester and David Ortiz excelled during the World Series and led the Red Sox to an 8-1 rout in the opener.





Boston dropped Games 2 and 3 but would not lose again. After an inspiring dugout speech by Ortiz, Jonny Gomes turned the World Series around with a 3-run blast in Game 4. The late heroics in Game 5 belonged to David Ross, whose run-scoring ground rule double unknotted a 1-1 game in the 7th inning. Back in Boston with a three games to two series lead and John Lackey on the mound, Shane Victorino did it again, driving a soaring line drive off the Green Monster with the bases loaded in the 3rd inning to drive in 3 runs and set the stage for a 6-1 victory, a World Championship, and a beautiful end to a magnificent season.





WORLD CHAMPIONS!

The Red Sox celebrated the World Series Championship on the field at Fenway Park—for the first time since 1918. It had been 95 years since the team last won a World Series at home.

On Saturday, November 2, fans from throughout New England gathered for the largest celebration on Boylston since Marathon Monday. Mayor Thomas M. Menino's Rolling Rally headed out of Fenway Park with Duck Boats full of champions.



2014 BOSTON RED SOX MEDIA GUIDE

4 YAWKEY WAY 📍 BOSTON, MA 02215

Administration: 617-226-6000 📞 Tickets and General Information 877-REDSOXX

Send Suggestions to: fanfeedback@redsox.com 📧 www.redsox.com

The Red Sox Organization

A New Day	11-16
Fenway Park Information and History	17-23
Red Sox in the Community	24-26
Front Office Directory	27-28

Red Sox Ownership and Club Executives

Principal Owner John W. Henry	30-31
Chairman Thomas C. Werner	32-33
President/CEO Larry Lucchino	33-34
Vice Chairmen David Ginsberg and Phillip H. Morse	35
Partners	36
Club Executives	37-50
The Red Sox Remember	51-52

2014 Red Sox

Manager John Farrell and Coaching Staff	54-63
Major League Personnel/Medical Staff	64-68
Red Sox Players	70-335
2014 Rosters	336-339

2013 in Review

Season Recap and Highlight	342-347
Batting, Pitching, and Fielding Statistics	348-351
Day-by-Day	352-353
Statistical Breakdowns	354-359
The Last Time the Sox	359
Transactions/Disabled List	360-361

Opponents

2013/All-Time vs. Opponents	364-382
-----------------------------------	---------

History

History of the Boston Red Sox	384-392
Ownership History	393
Managerial Records	394
All-Time Roster	395-404
Awards Winners	405-408
Red Sox All-Stars/All-Star Game History	409-412
Red Sox Hall of Fame/Cooperstown	413-415
Retired Numbers	416-419

Records

Club Records	420-427
Batting Records	428-452
Pitching Records	453-466
Fielding Records	467-476

Red Sox in the Postseason

Overall Listing	478
Yearly Postseason Recaps	479-511
Postseason Records	512

Player Development

Player Development and Scouting Staffs	514-519
Minor League Coordinators and Consultants/Instructors	520-524
Red Sox 2013 Draft	525
2013 Minor League Leaders and Award Winners	526-527
Minor League Affiliates	528-550
Red Sox Minor League Players	551-596

Media Information

Media Relations Information	598
Red Sox on Television and Broadcaster Information	598-602

Spring Training

Spring Training/JetBlue Park at Fenway South	603-605
--	---------

2014 Boston Red Sox Media Guide

Produced by the Red Sox Media Relations Department: Kevin Gregg, Jon Shestakofsky, Abby DeCiccio, and Zach Lawrence.

Additional Contributions: Dick Bresciani, Peter Cohenno, Zineb Curran, Pam Kenn, Debbie Matson, Mike Olano, Dan Rea III, Dr. Charles Steinberg, Leah Tobin, and Dan Ventresca. **Design:** Jamie Barker, Jai Giffin, Provisions Group. **Additional Design and Cover Design:** Mary-Lynne Bohn, Accent Design. **Printing by:** Mass Printing and Forms. **Photography by:** Mike Ivins, Brian Babineau, Cindy Loo, Brita Meng-Outzen, Billie Weiss, and Getty Images. **Statistical Assistance:** Elias Sports Bureau and John Labombarda, STATS, Major League Baseball, Baseball-Reference.com, and David Vincent (SABR). Copyright Boston Red Sox, ©2014. All rights reserved.

INFORMATION BOX DIRECTORY

Pronunciation Guide	74
All-Time Leaders at Fenway Park—Red Sox/Opponents	78
Red Sox All-Time Teams	138
How They Were Obtained—2014 Red Sox 40-Man Roster	153
Red Sox All-Fenway Park Team	178
The Great Fenway Park Writers Series	195
Red Sox Who Have Played in Every Game	211
How They Became the Red Sox	277
Red Sox Players Lost in Expansion Drafts	294
Players Born in Japan Who Have Played for the Red Sox	311
Opponents Last Time	368
All-Time Opponent Home Run Leaders at Fenway Park	379
Active Opponent Home Run Leaders at Fenway Park	381
Active Opponent Leaders	382

A New Day

When the new Boston Red Sox ownership group successfully outbid competitors to purchase the club on December 20, 2001, Principal Owner John W. Henry called it “a new day.” After a 69-year stewardship of the Boston Red Sox and Fenway Park by Tom and Jean Yawkey and their trustees, a new chapter in this franchise’s compelling saga would begin. And what a chapter—what an era—it has been.

In the 12 seasons since Henry, Tom Werner, Larry Lucchino, and their partners purchased the Red Sox, Fenway Park, and 80 percent of the New England Sports Network (NESN) for an estimated \$660 million, plus \$40 million in assumed debt, Red Sox Nation has enjoyed an era in which the Red Sox saved Fenway, sold out more than 800 consecutive games, and won three World Series—after a legendary 86-year drought. What’s more, they created a philanthropic arm that has distributed more than \$68 million and that has established award-winning programs. The Red Sox Foundation has made the club the most charitable organization in Major League Baseball, the most charitable sports franchise in New England, and the 11th most charitable company in the Commonwealth of Massachusetts. The people impacted will be the first to assert that it is a new day.

Twelve years ago, at their introductory press conference on December 21, 2001, the new stewards of the franchise made five commitments, the fundamental obligations of ownership. The commitments are as true today as they were then.

Commitment #1: To Field A Team Worthy of The Fans’ Support

Committing to field a team worthy of the fans’ support, the leaders set out to construct a club that would make New England proud. Since they took over, the two teams with the most wins in all of Major League Baseball are the Red Sox and the New York Yankees. The Red Sox are the only club that has won three World Series in the last 10 years. They have reached postseason play seven times under this ownership, including three straight years two separate times. Before this new era, the team had never reached the postseason three years in a row.

After the 2003 club battled through Game 7 in a dramatic American League Championship Series, the 2004 club took drama to the highest level the game has ever known, becoming the first team in history to successfully come back from a three-games-to-none deficit in the battle for the pennant against the New York Yankees. Not only did the Red Sox win four straight in breathtaking fashion, they stunned the St. Louis Cardinals—and the baseball world—with a four-game sweep to win the World Series and end 86 years of excruciating frustration throughout New England and Red Sox Nation.



After reaching the postseason for the third straight year in 2005, they missed in 2006, but rebounded strongly in 2007, winning the division and again winning the pennant in dramatic style (down three-games-to-one before the comeback versus Cleveland), and then another World Series sweep—this time against Colorado, their second world championship in four years.

The 2008 club, like the 2003 club, took the ALCS to a Game 7 before bowing to Tampa Bay. The 2009 club, like the 2005 club, reached the ALDS only to be swept, this time by the vengeful Los Angeles Angels of Anaheim, who had suffered ALDS defeats at the hands of the Red Sox three times—in 2004, 2007, and 2008.

The club failed to reach the postseason in 2010, then soared to lofty heights in 2011 before plummeting in a disastrous 7-20 September to miss a second straight year. The 2012 club, at .500 until early August, wound up with only 69 wins, giving the Red Sox their first losing season under this ownership (and the first time in 15 years).



TOP WINNING PERCENTAGES IN MAJOR LEAGUE BASEBALL, 2002-2013

PCT	W-L	TEAM
.594	1,155-788	New York Yankees
.565	1,098-846	Boston Red Sox
.559	1,086-857	St. Louis Cardinals
.556	1,079-863	Atlanta Braves
.553	1,076-868	Los Angeles Angels

A New Day, Continued

On the heels of the collapse in 2011 and the last-place finish in 2012, the organization made a blockbuster trade August 25, 2012, then assembled new leaders on the field, acquired new talented players with postseason experience, and focused on the development of young talent in a bountiful farm system. The commitment to winning, unwavering, resulted in a display of drama impossible to have imagined. A team bound as tightly as a baseball demonstrated a resilience that matched its city in the most unusual of seasons. The players brought their own version of healing to the wounded, joy to those in need of a smile, and promise to those who need to restore their faith. For Boston, the happy, hairy, passionate baseball players were easy to support—and they supported us right back.

Commitment #2: To Preserve All That's Good About Fenway Park and to Take That Experience to a Higher Level

Their second commitment was to preserve all that was good about Fenway Park and to take that experience to a higher level. This ownership group was the only one among those vying to purchase the club that sought to save Fenway Park. With passion, ingenuity, and commitment—financial, intellectual, and physical—they have made improvements each year, adding space, seats, and amenities. The most major improvements took place in the first 10 years (through the 2010-2011 off-season), funded by their own investment of approximately \$285 million. They shortened lines, enhanced information access, and improved facilities for players and staff. They helped preserve and protect the neighborhoods around the park, from Kenmore Square through the Fenway to the Longwood medical area (home of world-renowned hospitals).

After their third season of improvements, Henry, Werner, and Lucchino committed on March 23, 2005 to remain long-term at Fenway Park. The news triggered gratitude, honors, and investment in a now-rejuvenated Boston neighborhood.

The results of the improvements have been dramatic. Some of the greatest hits:

2002:


- Adding 400 seats for Opening Day;
- Adding concession stands to decrease lengths of lines and time missed watching the game;
- Turning Yawkey Way into an outdoor concourse during games, decongesting cramped and crowded areas inside Gates A and D.

2003:

- Adding 269 seats atop the Green Monster;
- Adding 87 Home Plate Seats on the field and 133 more Dugout Seats;
- Opening the "Big Concourse" beneath the center-field bleachers and right-field grandstand with new concession stands, picnic tables, and badly-needed restrooms for men, women, and families. It changed the patterns of the Fenway Park experience, transforming the area inside Gates B and C from a stockyard of equipment to a vibrant part of a family outing.

RED SOX HOME ATTENDANCE, 2002-2013

2002.....	2,650,063
2003.....	2,724,162
2004.....	2,837,304
2005.....	2,847,888
2006.....	2,930,588
2007.....	2,971,025
2008.....	3,048,248
2009.....	3,062,699
2010.....	3,046,444
2011.....	3,054,001
2012.....	3,043,003
2013.....	2,833,333



A New Day, Continued

2004:

- Creating the Right Field Roof seats, with pentagonal tables and standing room for 250.
- Creating the Third Base Concourse, adding concessions, restrooms, and space;
- Adding amenities for Dugout Seat patrons, such as the club now known as the Absolut Clubhouse.

2005:

- Installing a new field with a sand-based drainage system to reduce rainouts;
- Improving the home clubhouse, adding a large weight room, a room for hydrotherapy, a new coaches room, and a larger interview room.

2006:

- Creating the EMC Club and State Street Pavilion after shattering the thick glass that had separated fans in the 406 Club from the atmosphere, sounds, and aromas of the ballpark.

2007:

- Creating the Third Base Deck behind the Grandstand seats, adding more space and concessions, and further reducing waiting times in lines;
- Upgrading 26 Private Suites;
- Adding a new visitors batting cage behind the Third Base Concourse;
- Expanding and improving the sightlines and amenities of the Press Box.

2008:

- Adding more than 800 State Street Pavilion seats plus standing room areas down the baselines;
- Adding eight private suites to replace the temporary boxes installed for the 1999 All-Star Game;
- Creating the "Coca-Cola Corner," with 412 new seats, in left field;
- Installing new scoreboards on the EMC Level using light emitting diode (LED) technology to provide more game information.

2009:

- Repairing and waterproofing a large portion of the lower seating bowl;
- Improving wheelchair and companion seating locations and improving sightlines.

2010:

- Building restrooms for men and women on a Mezzanine area above Gate D;
- Adding a stairway on the lower Third Base Concourse connecting to Gate A;
- Upgrading utilities, infrastructure items, the visitors clubhouse, and grounds crew areas.

2011:

- Installing three new Diamond Vision™ High Definition video display and scoring systems;

2012:

- Constructing the Royal Rooters Club, home of the Nation's Archives.

2013:

- Created the Champions Club presented by Alex and Ani;
- Added new televisions to the Grandstand seating bowl;
- Renovated the Absolut Clubhouse;
- Added a new kitchen and additional restrooms in the Royal Rooters Club;
- Expanded the Diamond Vision LED panels on the EMC level fascia.

Improvements continue today, as the maintenance and enhancement of the ballpark remains a commitment of this ownership group.

The Fan Experience: In addition to the physical changes, the club has added personal and ceremonial touches to the fan experience at Fenway Park. On September 5, 2002, the club introduced the Fenway Ambassadors, a proactive good will troupe that touches fans young and old with acts of kindness. The club also introduced a host of ceremonies to put the spotlight on ordinary fans and unsung heroes, from group leaders to Medical All-Stars, from Honorary Bat Kids to Most Valuable Teachers, and from Little Stars announcing players to little fans shouting "Play Ball!" to start the game.

The club has introduced a "Father's Day Catch," a



A New Day, Continued



Mother's Day "Walk in the Park," days when "Kids Run the Bases" and when "Grandparents Walk the Bases." Families can trick or treat on Halloween, and celebrate Veterans Day, Thanksgiving, the holiday season, and Valentine's Day with a variety of events.

In 2012, the Red Sox offered an Open House, a free day to savor the park and stroll the concourses, with new plaques and displays celebrating the park's 100th Anniversary. More than 54,000 fans attended.

The club has also welcomed and honored its alumni, both with nightly visits at Autograph Alley, where former players sign free autographs, and with more elaborate tributes:

In 2002, the club celebrated the life of Ted Williams July 22 after the greatest hitter who ever lived passed away July 5. The next month, the club celebrated the 35th Anniversary of the 1967 "Impossible Dream" American League Champions.

In 2004, the club unveiled a statue outside Gate B of Ted Williams with a Jimmy Fund Kid.

In 2005, the club honored Carlton Fisk by naming the left-field pole, "Fisk's Pole," because of his legendary home run in Game 6 of the 1975 World Series.

In 2006, the club honored the 1946 and 1986 American League Champions, and on September 27, celebrated Johnny Pesky's 87th birthday by formally naming the right field foul pole "Pesky's Pole," making official that which had long been the established vernacular.

In 2007, the club again celebrated the 1967 club, this time with a season-long 40th Anniversary tribute.

In 2008, the club retired Pesky's No. 6.

In 2009, the club retired Jim Rice's No. 14, after the slugger's enshrinement in Cooperstown. The club also dedicated the center field flag pole to Dom DiMaggio, who learned of the honor during Spring Training but who passed away in May at the age of 92, before the July event.

In 2010, the club established a statue outside Gate B entitled 'Teammates' that depicts Ted Williams, Bobby Doerr, Johnny Pesky, and Dom DiMaggio.

And in a grand ceremony, the Red Sox in 2012 presented a season-long celebration of the 100th Anniversary of Fenway Park. On April 20, the exact date of the first game against New York, more than 200 former Red Sox returned to their field, wearing the jerseys of their youth, one by one, to the strains of "Field of Dreams," "The Natural," and John Williams' "Jurassic Park." Maestro Williams was on hand in person to conduct the Boston Pops in "Fanfare for Fenway," his gift to the club and the park. A Guinness World Record (32,904) toasted the park. As her great-grandfather John F. Fitzgerald, the Mayor of Boston, had done 100 years before on the same date in the same place, Caroline Kennedy threw the Ceremonial First Pitch, together with Boston Mayor Thomas M. Menino and Thomas Fitzgerald, grandson of "Honey Fitz." The game would be the last ever attended together by Johnny Pesky and Bobby Doerr, who sat in the Legends Suite, watching the Boys of Summer that they were 70 years before.

In a year of civic celebration that included a May 24 Boston Pops tribute at Symphony Hall, the sentiment was saddened when the beloved Pesky passed away September 13. On September 25, the club presented a Celebration of Life at Fenway Park. The Pesky Pole now bears the signatures and words of kindness of each player who attended—the entire 2012 team and a host of beloved stars who came before.

The season, which began with touching tributes to retiring legends Tim Wakefield and Jason Varitek, culminated with the return of the heroic 2004 World Champions, and the naming of the All-Fenway Park Team.

In 2013, the Red Sox culminated a magical season by establishing a statue in honor of the great Carl Yastrzemski near the statues of Williams and the Teammates at Gate B. The hero of the "Impossible Dream" team of 1967 passed along his good karma to the 2013 left fielders, Jonny Gomes and Daniel Nava, and to Dustin Pedroia and John Farrell, all of whom represented the team at the Sunday morning ceremony before the last regular season home game in September.

A New Day, Continued

The Red Sox also began presenting concerts in 2003, starting with Bruce Springsteen and the E Street Band. In 2004, Jimmy Buffett vowed to break the proverbial curse--and the club won the World Series weeks later. The complete list:

- **2003:** Bruce Springsteen and the E Street Band
- **2004:** Jimmy Buffett
- **2005:** The Rolling Stones with the Black-Eyed Peas opening
- **2006:** Dave Matthews Band with Sheryl Crow opening
- **2007:** The Police
- **2008:** Neil Diamond
- **2009:** Phish
Dave Matthews Band again, with Willie Nelson opening
Sir Paul McCartney
- **2010:** Aerosmith and J. Geils Band
- **2011:** New Kids On the Block and The Backstreet Boys
Dropkick Murphys with Mighty Mighty Bosstones
- **2012:** Roger Waters performing "The Wall"
Bruce Springsteen and the E Street Band's return engagement
- **2013:** Sir Paul McCartney's return engagement
Jason Aldean
Jay-Z and Justin Timberlake



Commitment #3: To Market Aggressively to a New, Broad Region

The third commitment was to market the club aggressively to a new, broad region. The club, blessed with fans throughout New England and around the world, has created Red Sox Road Trips, Red Sox Caravans, New England State Days, World Championship Trophy Tours, and such affinity programs as Red Sox Nation and Red Sox Kid Nation presented by Hood.

The club has worked closely with NESN, the booming New England voice that carries Red Sox games and programming, including behind-the-scenes shows such as the Emmy-Award-winning Red Sox Report.

After receiving World Series trophies in 2004, 2007, and 2013, the Red Sox have carried the grand symbols of faith rewarded to each of the 351 cities and towns in Massachusetts, to every state in New England, and to citizens of Red Sox Nation in New York, Los Angeles, Atlanta, Washington, D.C., Florida, and the Dominican Republic. The 2007 trophy also visited Halifax, Nova Scotia, and the 2013 trophy, often accompanied by its two older siblings, is still on tour. Through the phenomenal combination of winning, improvements, and enhanced ambiance, fans have filled Fenway Park. Fans sold out the park 794 straight games, the longest streak in the history of baseball. (Because the new, attractive standing room areas are sometimes more appealing and more affordable than some of the quirky seats behind poles, the club does not wait until all seats are sold before putting standing room tickets on sale. During the streak, the number of standing room tickets sold always exceeded the number of remaining seats.) The streak started on May 15, 2003, and set a Major League Baseball record on September 8, 2008, when the 456th game broke the Cleveland Indians' mark. The Indians had broken the Orioles' mark set after the opening of Oriole Park at Camden Yards in Baltimore. It concluded with the sell-out on Opening Day of 2013.

With additional seats and standing room at Fenway Park, the club reached 2.7 million in attendance for the first time in 2003, hit 2.8 million for the first time in 2004, reached the 2.9 million mark in 2006 and 2007, and exceeded 3 million fans five straight years, starting 2008 through 2012.

Commitment #4: To Be Active Participants in the Community

The leaders vowed to be active participants in the community, and they have taken that outreach to new levels. Immediately after completing the purchase of the club on February 27, 2002, they established the Red Sox Foundation, and committed to the Massachusetts Attorney General that they would infuse the foundation with at least \$20 million over the next ten years.



A New Day, Continued

The Red Sox Foundation not only was infused with more, it has already distributed more than \$68 million and has established award-winning programs. In 2010, it received Major League Baseball's first-ever Commissioner's Award for Philanthropic Excellence for its Red Sox Scholars program, which provides college scholarships and care for academically-talented, financially-challenged middle school students.

It also received the 2009 Steve Patterson Award for Excellence in Sports Philanthropy from the Robert Wood Johnson Foundation and The Sports Philanthropy Project.

It has enhanced the legendary relationship between the Red Sox and the Jimmy Fund that celebrated its 60th Anniversary in 2013. The new ownership has intensified its support with a variety of initiatives. In 2002, the Red Sox established the Jimmy Fund Radiotelethon on WEEI and NESN. The annual fundraiser has generated more than \$31 million for research, treatment, and care at Dana Farber Cancer Institute. The foundation also became a title sponsor of the Pan-Mass Challenge, the cross-the-Commonwealth bike ride that has raised a stunning \$414 million. Patients visit the Red Sox at Spring Training and on the road, thanks to the generosity of such philanthropists as Art Kelly and Red Sox Partner Mike Gordon. The relationship started anecdotally in 1947, when Ted Williams would visit patients on his way to the park. The Red Sox adopted the Jimmy Fund as their official charity in 1953, when the Boston Braves, who had done so previously, moved to Milwaukee. The 2013 season featured a year-long tribute that included the creation of the Jimmy Fund Chorus.

The club's enhanced community relations outreach has set records regarding appearances that foster player-fan interaction. The 2013 Red Sox made a club record 515 appearances set up by the Red Sox, and former players made 225 more. These gestures, 740 in-person interactions, are in addition to many of the charitable efforts in which players engage independently. Additionally, the Red Sox donated items and experiences to help 4,843 New England non-profits raise funds for their causes. The Red Sox wives also consistently render services to the community via events that have generated record amounts of food for the hungry, funds to fight diseases, and awareness to help prevent the abuse of women.

To engage more children in the playing of the game, the Red Sox have long been active in Major League Baseball's RBI Program. In 2002, the new owners established an innovative program--the Boston Area Church League--with Mayor Thomas M. Menino, sponsors, and civic leaders. Children play Saturday double headers with pastors as coaches, police as umpires, and district attorneys as volunteers. All enjoy a game at Fenway Park in September.

Also in 2002, the club established Red Sox Children's Retreats at the Ron Burton Training Village. The partnership was struck with the late Boston Patriots' football star, and continues with the efforts of his son, Ron, Jr., who arranges weekend respites in a bucolic Hubbardston (MA) camp for children not accustomed to grass and trees and fields. In 2003, the club instituted a tradition by using the dual nature of January 31—both Jackie Robinson's birthday and the eve of Black History Month—to provide an annual seminar that teaches children about the pioneering Hall of Famer who broke baseball's color barrier. The impactful initiative inspired Massachusetts Senator John Kerry and Representative Richard Neal to begin successful legislation in their respective Houses that resulted in Congress bestowing the Congressional Gold Medal to Robinson's family on March 2, 2005. In 2013, the club welcomed Jackie's son, David Robinson, who lives in Tanzania, and who taught two assemblies of Boston Middle Schoolers about the life of his father, the challenges he faced, and the obstacles he overcame. In 2014, the Red Sox traveled to Springfield and Holyoke to ensure that children knew who had helped pave the way for them to dream any dream.

Commitment #5: To End the Curse of the Bambino and Win World Championships for Boston, New England and Red Sox Nation

The commitment to end the proverbial "Curse of the Bambino" was fulfilled in 2004, their third season of ownership. Winning the 2007 World Series upheld the commitment to win multiple championships, and the 2013 World Championship gave them three in 10 years.

After an 86-year wait, it is A New Day, indeed.

And make no mistake—the thirst to win goes unquenched. The commitment to winning is unwavering. The organization is hungry for a fourth, to be shared, once again, with the passionate fans of Red Sox Nation.



Fenway Park

Major League Baseball’s oldest and smallest ballpark, Fenway Park has been the home of the Boston Red Sox since April 20, 1912 when, after two days of rainouts, the park hosted its first regular season game, an 11-inning, 7-6 Boston win over the New York Highlanders in front of 27,000 fans.

In 102 seasons, venerable Fenway Park has been home to many of the greatest players in baseball history, including Hall of Famers Babe Ruth, Tris Speaker, Lefty Grove, Jimmie Foxx, Joe Cronin, Ted Williams, Bobby Doerr, Carl Yastrzemski, Carlton Fisk, and Jim Rice. The park has witnessed some of the most memorable moments in baseball history, highlighted, perhaps, by Fisk’s 12th-inning home run to win Game 6 of the 1975 World Series, and the amazing comeback against the Yankees in Game 4 of the 2004 American League Championship Series.

Among the world’s most famous sporting venues, Fenway Park is best known for the 37-foot high, 231-foot long “Green Monster” left-field wall, which looms only 310 feet from home plate. Equally enticing to hitters is “Pesky’s Pole,” the right-field foul pole named for Red Sox great Johnny Pesky, which stands only 302 feet from home plate.

Nestled into the Fenway Park neighborhood of Boston, the park was largely rebuilt for the 1934 season after a five-alarm fire destroyed construction underway by new owner Tom Yawkey. Fenway Park has undergone a series of improvements since the Henry-Werner Group purchased the team in 2002.

The astounding popularity of the ballpark and the team enabled the Red Sox to sell out 793 consecutive games from 2003-13, the longest recorded regular-season sellout streak in U.S. professional sports history. Hundreds of thousands of fans from all over the globe visit Fenway Park year-round. Tours of the ballpark, conducted in English, Spanish, and Japanese, are available daily.

The following pages provide a detailed timeline of Fenway Park since 1912.

FENWAY FACTS	
FENWAY FACTS	
Constructed	1912
Rebuilt	1934
First Game	April 20, 1912
.....	Red Sox 7, Highlanders 6 (11 inn)
Seating Capacity (Night)	37,499
Seating Capacity (Day)	37,071
EMC Club/State Street Pavilion	5,001
Box Seats	13,650
Grandstand	11,929
Bleachers	6,448
Green Monster	269
Right Field Roof Deck	202
OUTFIELD DIMENSIONS	
Left Field	310 feet
Left-Center Field	379 feet
Center Field	390 feet
Deep Center Field	420 feet
Deep Right Field	380 feet
Right Field	302 feet
HEIGHT OF OUTFIELD WALLS	
Left Field	37 feet
Center Field	17 feet
Bullpens	5 feet
Right Field	3-5 feet
LENGTH OF LEFT FIELD WALL	
231 feet (228 feet in fair territory)	



Fenway Park History: 1912-1941

RED SOX BASEBALL AT FENWAY

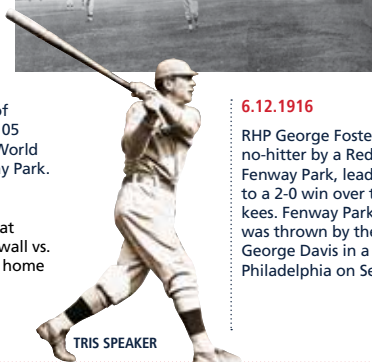
4.20.1912

Following an April 9 exhibition victory over Harvard and a pair of rainouts, the Red Sox won the first official game at Fenway, beating the New York Highlanders (who'd later become the Yankees) 7-6 in 11 innings. Tris Speaker drove home the game winner in front of 27,000 fans. The Red Sox go on to win 105 regular season games and capture the World Series during their first season at Fenway Park.

4.26.1912

1B Hugh Bradley hit the first home run at Fenway and the first over the left field wall vs. Philadelphia. It was the second and last home run of his Major League career.

FENWAY PARK 1912



TRIS SPEAKER

9.11.1918

The Red Sox clinched the 1918 World Series with a 2-1, Game Six victory over the Chicago Cubs. This was the last championship-clinching victory won by the Red Sox at Fenway Park until Game 6 of the 2013 Series.

6.12.1916

RHP George Foster threw the first no-hitter by a Red Sox pitcher at Fenway Park, leading the Red Sox to a 2-0 win over the New York Yankees. Fenway Park's first no-hitter was thrown by the Boston Braves' George Davis in a 7-0 victory over Philadelphia on September 9, 1914.

1912

OTHER FENWAY EVENTS

11.28. 1912

Boston Latin defeated Boston English 7-6 in Fenway Park's first high school football game. Two days later, Oak Park (IL) High School beat Everett (MA) High School 32-12 in the National High School Championship Game. Over the next few decades, several high school football games were played at the park.

10.31.1914

Boston College and Norwich University competed in Fenway Park's first college football game with BC winning 28-6. The Eagles used the park as a frequent home venue through the 1950s.

BOSTON UNIVERSITY AT FENWAY PARK



5.23.1915

In memory of American military members killed in the Spanish-American War, a memorial service was held at Fenway Park with 15,000 in attendance. A memorial service was regularly held at the park over the next few decades.

1914

1918

FENWAY PARK CONSTRUCTION

6.24.1911

Representing his family, John Taylor announced their intention to build Fenway Park. Prior to the 1912 season, the Red Sox played their home games at the Huntington Avenue Grounds, now part of the campus of Northeastern University.

FENWAY PARK 1912



9.24.1911

The groundbreaking occurred for the new ballpark.

5.8.1926

In the first Fenway Park fire, the bleachers along the left-field foul line burned down and were not replaced, giving fielders the chance to snare foul flies behind the third base grandstand.

1918

Fenway Park History: 1912-1941

7.3.1932

The Sox were hammered by the Yankees 13-2 in the first Sunday game at Fenway Park. Sunday baseball was approved in Boston three years earlier, but not at Fenway due to its proximity to a church. The Sox played their Sunday games at Braves Field on Commonwealth Avenue until the law was changed. They actually played the first Boston Sunday game, a 7-3 loss to Philadelphia, at Braves Field, April 28, 1929 in front of 22,000 fans.



TED WILLIAMS

1932

11.14.25

Boston University played its first football game at Fenway Park, a 14-6 victory over Providence College. BU played occasional home games at Fenway Park through the mid-20th century.



FENWAY PARK 1934

1941

1.5.1934

A five-alarm, four-hour blaze, the second Fenway Park fire, virtually destroyed the construction underway by new owner Thomas A. Yawkey to refurbish the park. Following the fire, construction began on a new left-field grandstand, the bleachers, and the new left field wall.

1936

A 23-foot tall screen was installed above the left field wall. The screen would remain until the Green Monster Seats were constructed in 2003.

9.22.1935

The largest crowd to ever see a game at Fenway Park – 47,627 – turned out for a doubleheader with the Yankees. Crowds of this size will never be equaled under Fenway Park's current dimensions. More stringent fire laws and league rules after World War II prohibited overcrowding that was permitted in the 1930's.

1940

Bullpens were constructed in front of the bleachers replacing the old bullpen areas in the outfield foul territory beyond the dugouts. Tom Yawkey replaced the right field pavilion section he built in 1934 with an extension of the grandstand, reducing the distance to the right field foul pole to 302 feet.

1934

1940

Fenway Park History: 1942-1978

RED SOX BASEBALL AT FENWAY

6.9.1946

Ted Williams hit a monumental 502-foot home run to right field off Detroit right-hander Fred Hutchinson. The ball landed on top of the straw hat of Joseph A. Boucher, a 56-year-old construction engineer from Albany, NY who was sitting in Section 42, Row 37, Seat 21. "The sun was right in our eyes," he said. "All we could do was duck. I'm glad I didn't stand up. They say it bounced a dozen rows higher, but after it hit my head, I was no longer interested." At that time the bleachers were actual bleachers and not individual seats.

1946

7.9.1946

The Red Sox hosted their first All-Star Game at Fenway Park, a 12-0 American League win. Eight Red Sox were on the All-Star team, but Ted Williams stole the show, going 4-for-4 with two homers, a walk, five RBI and four runs scored.

7.31.1961

Fenway Park was the site of the second All-Star Game played in 1961. The game ended in a 1-1 tie, called after nine innings and a 30-minute rain delay.

10.4.1948

The first playoff game in AL history took place at Fenway, and Cleveland rookie left-hander Gene Bearden beat the Red Sox 8-3. Shortstop-Manager Lou Boudreau led the Indians with two homers and two singles. The defeat prevented the only cross-town World Series in Boston history. Cleveland went on to beat the Boston Braves 4-2 in the World Series.

OTHER FENWAY EVENTS

11.4.1944

Just three days before being elected to an unprecedented fourth term in the Oval Office, President Franklin D. Roosevelt delivered the final speech of his political career at Fenway Park before more than 40,000 supporters. Republican presidential nominee Barry Goldwater and Democratic presidential candidate Eugene McCarthy also gave speeches at Fenway Park in 1964 and 1968, respectively.

FENWAY PARK 1961



7.29.1954

Fenway Park's first basketball game took place as the Harlem Globetrotters defeated the George Mikan United States All-Stars, 61-41.

1960

FENWAY PARK CONSTRUCTION

1947

Green paint replaced advertisements covering the left field wall. No more Calvert Owl ("Be wise"), Gem Blades ("Avoid 5 o'clock shadow"), Lifebuoy ("The Red Sox use it") and Vimms ("Get that Vimms feeling").

6.13.1947

The Red Sox defeated the White Sox 5-3 in Fenway Park's first night game. The Red Sox were the third-to-last of the 16 Major League clubs to do add lights to the playing field.

1947

Fenway Park History: 1942-1978

6.26.1962

Red Sox RHP Earl Wilson no-hit the Los Angeles Angels in a 2-0 Boston win, becoming the first African-American to throw a no-hitter in the American League.



10.21.1975

The first AL World Series night game was played at Fenway Park, and it was a classic. The memorable Game 6, delayed three days by rain, lasted 4:01. The Red Sox tied the game at 6-6 in the last of the eighth on Bernie Carbo's three-run, pinch-hit homer with two outs, taking the win with Carlton Fisk's oft-replayed home run off Pat Darcy leading off the last of the 12th.



10.1.1967

On the final day of the regular season, the "Impossible Dream" Red Sox clinched the American League pennant with a 5-3 victory over Minnesota. The Red Sox would fall in seven games to the St. Louis Cardinals in the World Series.

10.2.1978

After finishing the season with identical records, the Red Sox and New York Yankees played the second playoff game of its kind in American League history at Fenway Park. On the strength of Bucky Dent's three-run, 7th inning homer, the Yankees defeated the Red Sox 5-4 to capture the AL East Division crown.

4.29.1986

RHP Roger Clemens struck out a Major League, single-game record 20 batters in a 3-1 victory over the Seattle Mariners. Clemens earned AL MVP and Cy Young honors, leading the Red Sox to the 1986 World Series where they lost to the New York Mets in seven games.

7.13.1999

The Red Sox hosted their third All-Star Game, a 4-1 AL win. For the first time in history, the All-Star Game was a three-day event featuring a celebrity hitting contest, a Futures game and a home run derby.

1967

9.8.1963

The AFL's Boston Patriots downed the Oakland Raiders, 20-14, kicking off a six-year stay at Fenway Park. The Boston Shamrocks, Boston Redskins and Boston Yanks also played professional football games at the park.



FENWAY PARK 1967

7.27-28.1973

The Newport-New England Jazz Festival brought Ray Charles, Stevie Wonder, B.B. King and many other famous musicians to play at Fenway Park.

7.8.1968

Legendary soccer player Pelé led his Santos FC team to a 7-1 victory over the Boston Beacons. Occasional soccer matches also took place at the park in the 1920s and 1930s.

1978

FENWAY PARK 1975



1976

Fenway Park's first message board in center field was part of a construction project that included a rebuilding of the left field wall as well as a new enclosed press box. Starting in 1976, National League scores were shown only on the new message board. They returned to the left field scoreboard in 2003.

1976

Fenway Park History: 1979-2013

RED SOX BASEBALL AT FENWAY

10.17.2004

With the Red Sox down to their last three outs in the 2004 ALCS, pinch-runner Dave Roberts stole second base off Yankees closer Mariano Rivera and set up a game-tying RBI by third baseman Bill Mueller. The game ended on a David Ortiz walk-off home run in the 12th inning.

DAVE ROBERTS



4.11.2005

The defending champions received their World Series rings, one by one, on the field, prior to the home opener against the Yankees. Led by Johnny Pesky and Carl Yastrzemski, former players who had longed for such a day helped the active players raise the World Championship flag. James Taylor sang "America the Beautiful," the Boston Symphony and Boston Pops played "The Star-Spangled Banner," and wounded soldiers back from war presented the rings. Boston icons Bobby Orr, Bill Russell, Teddy Bruschi and Richard Seymour threw the Ceremonial First Pitch. And, in fitting style, the Red Sox beat the Yankees.

10.27.2004

86 years of heartache were erased with a 3-0 win in St. Louis, as the Red Sox completed a sweep of the 100th World Series for their first World Championship since 1918. Beginning at Fenway Park, a "rolling rally" parade was held three days later when the team returned to Boston.

9.21.2006

David Ortiz hit his 51st home run off Minnesota Twins pitcher Johan Santana to eclipse Jimmie Foxx's 67-year-old club record for homers in a season. He finished the season with 54 home runs.

OTHER FENWAY EVENTS

9.6-7.2003

Bruce Springsteen and the E Street Band performed the first concerts at Fenway Park in three decades, beginning a series of concerts the park has held in recent years. Among those who have performed: Jimmy Buffett (2004); the Rolling Stones (2005); Dave Matthews Band and Sheryl Crow (2006); the Police (2007); Neil Diamond (2008); Dave Matthews Band and Phish, and Paul McCartney (2009); Aerosmith and J. Geils Band (2010); New Kids on the Block and Backstreet Boys; Dropkick Murphys and Mighty Mighty Bosstones (2011); Roger Waters and Bruce Springsteen (2012); Jay Z and Justin Timberlake, Jason Aldean and Paul McCartney (2013).

DAVE MATTHEWS BAND/SHERYL CROW



9.17.2008

More than 3,000 new citizens were sworn in as Fenway Park hosted its first naturalization ceremony. The park also hosted a naturalization ceremony in 2010, the largest such ceremony ever held.

2004

FENWAY PARK CONSTRUCTION

1982-1983

Private suites were built atop the left and right field stands.

1988-1989

The 600 Club, a glass-enclosed section of 606 stadium club seats, was added on the roof behind home plate. New broadcast booths and the press box were relocated on top of the 600 Club. In 2002, the club was renamed the .406 Club in honor of the late Ted Williams, who passed away earlier that year.

4.2002

Two rows of "dugout" seats debuted, along with a media interview room, players lounge and expanded family lounge. With these changes, a ten-year cycle of major, annual improvements to Fenway Park began.

1989

Fenway Park History: 1979-2013



9.1.2007

Clay Buchholz became the first Red Sox rookie to ever pitch a no-hitter, blanking the Baltimore Orioles 10-0.

5.19.2008

Jon Lester threw the first no-hitter of 2008 in a 7-0 win vs. Kansas City. He became the fourth lefty ever to throw a no-hitter at Fenway Park.

10.21.2007

The Red Sox defeated the Cleveland Indians 11-2 to capture their 12th American League pennant. It marks the first time that Boston has clinched a playoff series at Fenway Park since the 2004 Division Series versus Anaheim. The Red Sox went on to sweep the Colorado Rockies in the World Series, clinching their second championship in four years.

4.19.2012

In perhaps the highest-attended event in Fenway Park history, the Red Sox welcomed nearly 55,000 fans to the storied ballpark for a free Open House on the eve of its official centennial.



4.20.2012

Over 200 Red Sox alumni returned to Fenway Park 100 years to the date of first Red Sox game at the ballpark. This reunion served as a major highlight of the season-long, 100th Anniversary celebration of Fenway Park. The Red Sox and Yankees battled it out in throwback uniforms, a reenactment of the franchise's Fenway opener in 1912.

4.20.2013

In an emotional day at Fenway Park and throughout the City of Boston, the Red Sox played their first home game following the tragic events at the Boston Marathon five days earlier. An emotional David Ortiz proclaimed during pre-game ceremonies that "This is our...city," and Daniel Nava hit a go-ahead homer in the bottom of the eighth inning, leading the Red Sox to a 4-3 victory over the Royals.

10.30.2013

Boston's 6-1 win over St. Louis in Game 6 secured the franchise's eighth World Series title, and third in ten years. It was the Red Sox' first clinching World Series win at Fenway Park since the 1918 team won it all 95 years prior.

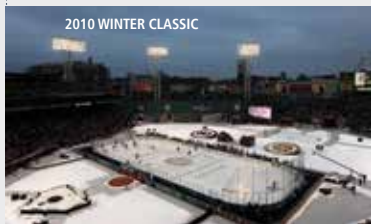
2007

1.1.2010

On New Year's Day, the NHL's Boston Bruins won the 2010 Winter Classic beating the Philadelphia Flyers in a 2-1 overtime victory.

7.21.2010

42 years after Fenway Park's last soccer match, Celtic F.C. beat Sporting Lisbon, 2-1.



7.25.2012

Soccer fans from around the world turned out for a pre-season friendly at Fenway Park between Liverpool F.C. and A.S. Roma, with Roma ultimately prevailing by a 2-1 score.

WINTER 2011-12

An ice rink once again topped the Fenway Park tundra during the early days of January. Several college and high school teams played at "Frozen Fenway," while open-public skating was also offered to Boston residents. "Frozen Fenway" returned two years later, during Winter 2013-14, with the addition of a 75-foot "Monster Sled" sitting in the shadow of the ballpark's famed left field wall.

2012

2003

Among many changes, Green Monster seats debuted above the left-field wall and Yawkey Way officially opened after a one-month trial the previous September. Construction projects in subsequent off-seasons have included the building of the Budweiser Roof Deck (2004), improvements to the clubhouse and the creation of Game On! (2005), the transformation of the .406 Club into the open-air EMC Club and State Street Pavilion (2006), the creation of a new Third Base Deck and renovations to the suite level (2007), the addition of 800 new State Street Pavilion seats, the addition of the Coca-Cola Corner in left field and the Bleacher Bar restaurant under the center-field bleachers (2008), the complete repair of the lower seating bowl (2009-2011), the installation of three new High Definition video display and scoring systems (2011), the debut of the Royal Rooters Club & Home of the Nation's Archives next to the Big Concourse (2012), and the Champions Club presented by Alex and Ani (2013).

3.25.2005

The Red Sox announced a long-term commitment to remain at Fenway Park, "America's Most Beloved Ballpark," and the oldest park in the Major Leagues. A comprehensive plan for a complete renovation was submitted to the City of Boston Landmarks Commission, the Massachusetts Historic Commission and the National Park Service.

2012

"Fenway Park: A Living Museum," a collection of 100 plaques, historical markers, and displays debuted throughout the ballpark in early 2012, as part of an effort to help educate guests about Fenway's wide-ranging history.

2010

Red Sox in the Community

A Year Unlike Any Other Boston Strong

The 2013 season presented an opportunity to connect with the community that was unlike any other year. No one could have foreseen the Boston Marathon tragedy on April 15—just a few blocks from Fenway Park and less than an hour after the annual Patriots Day morning game. No one could have imagined how it would affect thousands of Bostonians.

Our organization was so proud of the way our players took the initiative to respond, to visit, to meet, and to comfort the injured and the bereaved. They thanked our heroes of law enforcement, and they thanked ordinary citizens who had manifest extraordinary heroism. They thanked the doctors, the nurses, and the rehabilitation therapists who helped our city heal. Our players had defined themselves as champions long before champagne saturated them in October.



On the very day of the tragedy, as the team landed in Cleveland, the players dined as one, talked as one, and took action as one. That night, they asked Clubhouse Manager Tommy McLaughlin to create a jersey that read, "Boston 617 Strong." It was hanging in the dugout the next evening and was there every day the rest of the remarkable season. That first night, Will Middlebrooks sent a heartfelt tweet to Boston; he used the hashtag, "Boston Strong," which had just started to circulate. Twitter records show the meteoric spike after Will sent his tweet. The next morning the club created a variation of the expression with the Boston "B." By the first weekend, merchandise bearing the logo garnered more than \$600,000 for the One Fund—and ultimately \$1,422,547. By Thursday night, the players had come home with plans to fan out in five groups of five to visit patients in hospitals. The club, as it typically does, offered to help. The players preferred to do it themselves—without notice and without spotlights.

On April 20, when Fenway Park hosted a communal convocation before the first home game after the tragedy, seemingly anyone with a heartbeat knew we were One. David Ortiz made several well-expressed points, including his final charge, to "Stay Strong." The players, the organization, the fans, the citizens, the heroes, the runners, the survivors—were united, all riding a triangular carousel of emotions—sorrow and sadness, resilience and resolve, and triumph over tragedy. We would ride that carousel together ever after.

Throughout the season, when someone who was affected sought comfort and normalcy by returning to their beloved Fenway Park, our doors and our arms were open.

Who knows the degree to which the strength of our city inspired our players? It was always on our minds—right through the moment when the World Series parade paused at the Finish Line, and Jonny Gomes and Jarrod Saltalamacchia—the two who had the original idea to create the jerseys—presented them to those who were at the scene on that day. Only after that brief, poignant moment, could we truly celebrate our World Championship—as One.

The Beat Goes On A Record-Setting Year

The Boston Marathon tragedy only added to the organization's efforts in the community. The Red Sox' Community Relations Department and the club's philanthropic arm, the Red Sox Foundation, worked in harmony to help charities, run effective programs, and make a positive impact on the families of New England.

Red Sox players, coaches, and the manager set a record by making 515 community appearances set up by the club. And that doesn't even include the ones the players made on their own. Or the 225 made by Red Sox alumni. The Red Sox Community Relations Department personally helped 4,843 accredited non-profits raise funds and raise awareness of their worthy causes.

Make-A-Wish children experienced far-fetched dreams come true as they stepped on the field, sat in the dugout, and met the kind heroes they had only admired from afar.

More than 37,000 people who would not have had the opportunity to experience a Red Sox game received tickets from the club, from sponsors, or from Commissioner Allan H. (Bud) Selig. That's more than a full house at Fenway Park. Led by the powerful generosity of Principal Owner John W. Henry, Chairman Tom Werner, President/CEO Larry Lucchino, and each of their partners, the Red Sox Foundation's 12-year total of contributions passed the \$68 million mark. These efforts have made the Red Sox the most charitable organization in Major League Baseball, the most charitable sports franchise in New England, and the 11th most charitable company in the Commonwealth.

In 2013, the foundation elevated its stature even higher, bringing on MLB Roberto Clemente Award Winner Tim Wakefield as its Honorary Chairman. Known as much for his charitable endeavors as for his stellar career that will land him in the Red Sox Hall of Fame, Wakefield is again giving his time and heart to help the families of New England.

Red Sox in the Community, Continued

The Red Sox and the Jimmy Fund Teammates for Life

The legendary partnership between the Red Sox and the Jimmy Fund celebrated its 60th Anniversary in 2013. The ballclub and Dana-Farber Cancer Institute engaged in a season-long series of tributes, from the establishment and performance Opening Day of the Jimmy Fund Chorus to yet another \$3 million fundraiser in the Red Sox' 12th Annual Jimmy Fund Radiotelethon on WEEI and NESN.

No cause is more dear to the heart of the Red Sox than the fight against children's cancer. It was that way when Ted Williams would visit Dr. Farber's children on his way to Fenway in the 1940s, it is that way today, and it will remain that way until we have vanquished children's cancer, and all forms of cancer, once and for all.



Red Sox Scholars Education for Life



The 10th anniversary of the award-winning Red Sox Scholars program changed the lives of 10 more Boston middle schoolers, who learned that they would receive college scholarships of \$10,000, as well as mentoring and tutoring care. The program, presented by Beth Israel Deaconess Medical Center, received Major League Baseball's first-ever "Commissioner's Award for Philanthropic Excellence" in 2010. Since its inception, 230 academically talented, financially challenged Boston students have stepped onto the field at Fenway Park and felt the cheers of encouragement that we hope they will enjoy throughout their lives. This season, members of the first class—5th graders in 2003—will graduate from college and be honored on the field as well.

Beyond Boston, the Red Sox Foundation provides college scholarships of \$1,000 to selected graduating seniors in Rhode Island, New Hampshire, and, starting in 2013, Connecticut. The funding comes from unique Red Sox Foundation license plates in each state. Teaching children to dream and to pursue those dreams, the Red Sox Scholars program funds those dreams.

Reviving Baseball in Inner Cities Play Ball for Life

On diamonds throughout Boston, more than 2,000 boys and girls aged 5 to 18 played baseball and softball in the Red Sox' RBI League. Reviving Baseball in Inner Cities, instituted by Major League Baseball, teaches baseball, sportsmanship, teamwork, and tolerance.

For the 12th straight year, the Red Sox helped nurture the Boston Area Church League, which the club created with Mayor Menino on August 8, 2002. Children play Saturday double headers with pastors as coaches, police as umpires, and district attorneys as volunteers. More than 400 children then enjoy a Red Sox game at Fenway Park, and relationships born on the ballfield translate into the neighborhoods.

For the 11th straight year, the Red Sox helped operate Red Sox Children's Retreats at the Ron Burton Training Village in Hubbardston, Massachusetts. In a partnership announced December 13, 2002, shortly before the Boston Patriots' ailing football star passed away, his son and namesake, a longtime member of the Red Sox, brings children from neighborhoods long on asphalt and short on grass to weekends at the verdant camp created by this remarkable sports family. The children use the lure of sports to learn harmony, life skills, love, and fellowship.

For the 10th straight year, the Red Sox also operated their Lindos Sueños Program, in which Boston teens play baseball, travel to the Dominican Republic to play with their teenaged counterparts, and engage with them each morning in community service. More than 100 Boston-area teens have participated. It is a remarkable experience to see how quickly socioeconomic backgrounds and different languages give way to unity through the language and heart of baseball.

Red Sox in the Community, Continued

The Red Sox and Dimock Simply Saving Lives

In the heart of the city, at the soul of its core, sits an institution that tackles the toughest issues. A caring lifeline for those who need it most, the Dimock Center provides health care, shelter, and security. The Red Sox Foundation has, for all 12 years, supported Dimock's programs and services, which include pediatric aids initiatives, after-school programs, behavioral health support, and GED preparation. John W. Henry and General Manager Ben Cherington—together with more than 170 baseball operations staff members—have been hand-on supporters at this Roxbury institution.

The Red Sox and Home Base

A Welcome Touch of Home

Following their World Series victories in 2004 and 2007, the Red Sox were honored at the White House. After each ceremony, the team visited soldiers at Walter Reed Army Medical Center and sailors at the Bethesda Naval Hospital. After the second visit, Tom Werner, Chairman of the Red Sox and of the Red Sox Foundation, was inspired to spearhead a deeper, long-term commitment.

The Home Base Program is a partnership with Massachusetts General Hospital and Departments of Defense and Veteran Affairs that provides treatment for post traumatic stress and traumatic brain injury to New England veterans and their families.

Through the annual Run to Home Base, the foundation has already raised more than \$12 million. The 9K run (and walk) ends with a touch of home. It is a most welcome home run.

Beyond these key areas of emphasis—programs improving health, education, recreation, social issues, and treatment for our veterans—the Red Sox and the Red Sox Foundation engage in myriad partnerships. They are joined by the Red Sox Wives, who donate their time generously, and they are complemented by the players' own programs. Many players have established foundations, including Yale graduate Craig Breslow, whose extraordinary efforts to fight childhood cancer with his Strike 3 Foundation inspired the Red Sox to nominate him for Major League Baseball's Roberto Clemente Award in 2013.



Front Office Directory

Principal Owner	John W. Henry
Chairman	Thomas C. Werner
President / Chief Executive Officer	Larry Lucchino
Vice Chairmen	David Ginsberg, Phillip H. Morse
Executive Vice President / Corporate Strategy & General Counsel	Ed Weiss

Partners

Theodore Alfond	Michael Gordon
William Alfond	John A. Kaneb
Thomas R. DiBenedetto	Seth Klarman
Michael Egan	Henry McCance

Arthur E. Nicholas	Jeffrey Vinik
Bruce Rauner	Herb Wagner
Frank Resnek	
Martin Trust	

Senior Advisor	Senator George Mitchell
----------------------	-------------------------

Executive / Front Office

Executive Vice President / Chief Operating Officer	Sam Kennedy
Executive Vice President / Business Affairs	Jonathan Gilula
Executive Vice President & Senior Advisor to the President / CEO	Charles Steinberg
Financial Advisor to the President / CEO	Jeff White
Senior Advisor / Baseball Projects	Jeremy Kapstein
Senior Advisor / Strategic Planning	Michael Porter
Vice President / Business Development	Tim Zue
Special Counsel to the EVP / COO & EVP / Business Affairs	David Beeston
Business Analyst	Kurt Zwald
Red Sox Rewards Coordinator	Anne Marie Rowe
Special Assistant to the Principal Owner	Sylvia Moon
Special Assistant to the President/CEO	Dan Rea III
Executive Assistant to the President/CEO	Fay Scheer
Executive Assistants	Caiflin Bergin, Barbar Bianucci, Jackie Dempsey, Claire Durant, Leanne Nadworny, Caitlin Sullivan
Executive Personal Assistant	Brienne Hart

Baseball Operations

Executive Vice President / General Manager	Ben Cherington
Vice President / Assistant General Manager	Mike Hazen
Vice President / Assistant General Manager	Brian O'Halloran
Vice President / Player Personnel	Allard Baird
Special Assistants to the General Manager	Pedro Martinez, Jason Varitek
Traveling Secretary	Jack McCormick
Senior Advisor, Baseball Operations	Bill James
Senior Baseball Analyst	Tom Tippett
Director, Major League Operations	Zack Scott
Director, Player Personnel	David Finley
Special Assistant, Player Personnel	Eddie Bane
Assistant Director, Player Personnel	Jared Banner
Coordinator, Baseball Operations	Mike Murov
Coordinator, Baseball Operations	Mike Regan
Coordinator, Baseball Systems Development	Shawn O'Rourke
Baseball Operations Analyst	Gregory Rybarczyk
Executive Assistant, Baseball Operations	Erin Cox
Director, Sports Medicine Service	Dan Dyrek
Medical Director / Head Team Internist	Dr. Larry Ronan
Head Team Orthopedist	Peter Asnis
Head Athletic Trainer	Rick Jameyson
Medical Operations Coordinator	Jim Rowe
Assistant Athletic Trainer	Brad Pearson
Assistant Athletic Trainer	Masai Takahashi
Physical Therapist	Ray Mattfeld
Strength and Conditioning Coach	Pat Sandora
Massage Therapists	Russell Nua, Shinichiro Uchikubo
Japanese Interpreter	Shigenari Matsumoto
Interpreter/Coach	Mickey Jiang
Home Clubhouse Manager	Tom McLaughlin
Equipment Manager	Edward "Pookie" Jackson
Visiting Clubhouse Manager	Joe Cochran
Video Coordinator	Billy Broadbent
Clubhouse Assistants	John Coyne, Steve Murphy
Instructors	Jim Rice, Luis Tiant, Tim Wakefield

Minor League Operations

Senior Director, Minor League Operations	Raquel Ferreira
Director, Player Development	Ben Crockett
Assistant Director, Player Development	Duncan Webb
Assistant Director, Florida Baseball Operations	Ethan Faggett
Player Development Consultants	Dick Berardino, Tony Cloninger, Dwight Evans, Tommy Harper, Frank Malzone, Carl Yastrzemski
Minor League Equipment Manager	Mike Stelmach

Scouting

Director, Amateur Scouting	Amiel Sawdaye
Director, Professional Scouting	Jared Porter
Director, International Scouting	Eddie Romero
Assistant Director, Amateur Scouting	Gus Quattlebaum
Coordinator, Amateur and International Scouting	Steve Sanders
Assistant, Advance Scouting	Harrison Slutsky

Ballpark Operations

Senior Director of Ballpark Operations	Pete Nesbit
Director of Security & Emergency Services	Charles Cellucci
Director of Facilities Management	Jonathan Lister
Director of Grounds	Dave Mellor
Director of Grounds/Emeritus	Joe Mooney
Director of Special Projects	Fred Olsen
Director of Fenway Park Tours & Event Operations	Marcita Thompson
Facilities Superintendent	Donnie Gardiner
Assistant Director of Grounds	Jason Griffith
Senior Manager of Security & Emergency Services	Mark Cacciatore
Senior Manager, Concessions and Merchandise Operations	Jon Dienstag
Manager of Special Projects	Kathleen Harrington
Manager of Facilities Maintenance	Glen McGlinchey
Manager of Facilities Services & Planning	Chris Knight
Manager of Grounds	Chris Williams
Ballpark Operations Manager	John Sodini
Asian Business Development Specialist	Mikio Yoshimura
Coordinator of Fenway Park Tours	Scott Towers
Group Tour Sales Coordinator	Sarah Farley
Facilities Maintenance Staff	Thomas Carey, Evan Lawlor
Security Staff	Bob Levin, Angel Santiago

Corporate Partnerships and Client Services

Senior Vice President/Corporate Partnerships	Troup Parkinson
Vice President / Client Services	Marcell Bhango
Assistant Director of Client Services	Erin Donovan
Senior Manager of Client Services	Sean Walsh
Manager of Suite Services	Kim Cameron
Sponsor Services Manager	Amanda Heglin
Client Services Specialist	Andrew Dennen
Client Services Coordinators	Adair Bender, Bailey Brodeur
Executive Assistant	Jeanne Bill

Front Office Directory, Continued

Fan Services and Entertainment

Vice President / Fan Services and Entertainment.....	Sarah McKenna
Director of Red Sox Productions.....	John Carter
Director of Fan Services and Entertainment.....	Stephanie Maneikis
Manager of Entertainment.....	Dan Lyons
Manager of Red Sox Productions, Creative.....	Tim Heintzelman
Manager of Red Sox Productions, Game Operations.....	Jack Lanzillotti
Red Sox Productions Engineer.....	Eric Hancock
Specialist of Red Sox Productions, Creative.....	Jason Gorden
Coordinators of Red Sox Productions.....	Jen Baglio, Sam Crocker, Steve Roman
Coordinators of Fan Services.....	Nina Beltre, Jovan Holland

Fenway Affairs

Senior Vice President / Fenway Affairs.....	Larry Cancro
Senior Manager of Fenway Affairs.....	Beth Krudys

Fenway Enterprises

Vice President / Fenway Enterprises.....	Carrie Campbell
Senior Manager of Event Sales.....	Taylor Grinnell
Event Sales Managers.....	Kristyn Kerkorian, Haley McNearney
Mascot Program Manager.....	Chris Bergstrom
Event Services Managers.....	Megan Berninger, Kate Page
Event Services Coordinator.....	Julio Jeune

Finance and Accounting

Senior Vice President / Chief Financial Officer.....	Steve Fitch
Vice President / Controller.....	Mark Solitro
Director of Finance.....	Ryan Oremus
Senior Manager of Financial Planning and Operations.....	Ryan Scafidi
Senior Manager of Accounting.....	Cathy Fahy
Accounting Manager.....	Mark Sirota
Senior Accountant.....	Marisa Roncovich
Payroll Administrator.....	Mauricio Rosas
Accounts Payable.....	Tina Yong
Accounting Coordinator.....	Rob Winter
Accounting Assistant.....	Gail Cummings

Florida Business Operations

Senior Director of Florida Business Operations.....	Katie Haas
Manager of Florida Business Operations.....	Brett Bodine
Coordinator of Florida Business Operations.....	Brennan Whitley
Facilities Coordinator.....	Jay Fandel

Human Resources and Administration

Vice President / Human Resources.....	Amy Waryas
Director of Human Resources.....	Mike Danubio
Assistant Director of Human Resources.....	Jean McGurl
Senior Manager of Human Resources.....	Patty Vattes
Human Resources Coordinators.....	Sarah Applewhite, Sara Salam
Receptionist.....	Brenna Peterson
Office Coordinator.....	Travis Patterson

Information Technology

Vice President / Information Technology.....	Brian Shield
Director of Information Technology.....	Steve Conley
Director of Information Technology Operations.....	Randy George
Manager of Application Development.....	Sheila MacDonald
Senior Project Manager.....	Jason Lumsden
IT Support Manager.....	Bill Bartlett
Systems Engineer.....	Ryan Oreste
Data Analyst.....	Joe Caggiano
Software Engineer.....	Dan White

Legal

Senior Vice President and Assistant General Counsel.....	Jennifer Flynn
Senior Vice President and Special Counsel.....	David Friedman
Vice President/Club Counsel.....	Elaine Weddington
Legal Counsel.....	Michelle Gewandter
Senior Manager of Legal Operations.....	Amanda Pettillo
Executive Assistant.....	Sarah Potts

Marketing

Senior Vice President/ Marketing and Brand Development.....	Adam Grossman
Director of Broadcasting.....	Colin Burch
Director of Marketing.....	Brian Sullivan
Marketing Specialist.....	Meghan Ryan
Fan Club Specialist.....	Adam Whittfield
Marketing Assistant.....	Steve Oliveira

Media Relations

Director of Corporate Communications.....	Zineb Curran
Director of Media Relations.....	Kevin Gregg
Manager of Media Relations & Baseball Information.....	Jon Shestakofsky
Manager of Media Relations.....	Abby DeCiccio
Media Relations Coordinator.....	Zachary Lawrence

Group & Premium Sales

Senior Director, Ticket Sales & Premium Packages.....	William Droste
Senior Manager, Premium Sales & New Business Development.....	Corey Bowdrie
Manager of Premium Sales.....	Brendan Hankard
Manager of Group Sales.....	Carl Grider
Premium Sales Account Executive.....	Allison Bucci
Premium Sales Services Coordinators.....	Casey Devane, Marc Llanto
Group Sales Special Events Coordinator.....	Travis Pollio
Group Sales Representatives.....	Jessica Dudek, Matthew Labossiere, Adam Perri

Red Sox Sales Academy

Manager, Red Sox Sales Academy.....	David Baggs
Inside Sales Representatives.....	Derek Bennett, Ryan Calvo, Jacob Levine, David Lewis, Tyler Massey, Daniel Picano, Evan Pursley, Kyle Raynor, Craig Silva, Sunjae Song, Matthew Tieri, Amanda Zanni

Public Affairs

Senior Director of Public Affairs.....	Pam Kenn
Vice President / Emeritus and Team Historian.....	Dick Bresciani
Director of Publications.....	Debbie Matson
Director of Community and Player Relations.....	Sarah Narracci
Manager of Photography.....	Mike Ivins
Alumni & Player Relations Specialist.....	Sheri Rosenberg
Community Partnerships & Player Relations Specialist.....	Kathryn Quirk

Ticketing

Senior Vice President/ Ticketing and Fenway Enterprises.....	Ron Bumgarner
Vice President / Ticketing.....	Richard Beaton
Senior Director of Ticketing.....	Naomi Calder
Assistant Director of Ticketing, Season Ticket Services.....	Joe Matthews
Assistant Director of Ticket Services.....	Jenean Rombola
Senior Manager of Ticket Operations.....	Abigail Passeri
Manager of Ticket Accounting and Administration.....	Sean Carragher
Manager of Ticket Fulfillment and Systems.....	Peter Fahey
Season Ticket Services Coordinator.....	Benjamin Dorman
Season Ticket Holder Account Executives.....	Sarah Clark, Mike Cometa, Cathy Garcia, Tarah Mahoney, Craig Sexton
Ticket Services Associates.....	Jack Barry, Alexis Biegeleisen, Jean-Paul Gould, Jeanine Kalikow, Vincent Le, Jason Miller, Eshani Parikh
Ticket Operations Assistant.....	Lisa Lindsay

Red Sox Foundation

Honorary Chairman.....	Tim Wakefield
Interim Executive Director and Director of Special Events.....	Gena Borson
Senior Manager of Operations & Programs.....	Rico Mochizuki
Senior Manager of Marketing & Development.....	Justin Prettyman
Academic Manager, Red Sox Scholars.....	Matthew Jasie
Manager of Accounting.....	Martin Cawsey
Manager of Ron Burton Training Facility.....	Ron Burton
Programs Specialist.....	Tyler Petropoulos
Special Events Coordinator.....	Ania Burke
Coordinator, Red Sox Foundation.....	Michael O'Connor



**Red Sox Ownership
and Club Executives**

Red Sox Ownership



John W. Henry, Principal Owner

John W. Henry, an avid baseball fan, often refers to baseball as an “affair of the heart.”

Known throughout the game as an involved and passionate owner, he believes the people of New England have always been and will always be the true owners of the Boston Red Sox. Mr. Henry views his role as a steward of New England’s beloved baseball team, charged with the responsibility on and off the field of ensuring the Red Sox continue to win World Championships while further enhancing the relationship between the community and the team.

Mr. Henry actively collaborates with Tom Werner and Larry Lucchino on a variety of aspects of the baseball experience.

“Larry Lucchino is my role model when it comes to baseball executives. His track record is impeccable. His commitment and passion for excellence on the field, creating fan-friendly environments, and setting standards for community involvement make our ownership of the Red Sox something I look forward to each day.

“Tom Werner and I are like brothers. We talk every day about ideas on how to improve everything from the New England Sports Network to the length of the grass on the field. We are blessed with an incredibly strong ownership group that loves the Red Sox.”

On December 20, 2001, the Boston Red Sox partners voted unanimously to sell 100 percent of the team’s interests to an investment group headed by Messrs. Henry and Werner. The major league clubs approved the ownership transfer from the Yawkey Trust and limited partners January 16, 2002. The sale closed February 27, 2002. World Series Championships in 2004, 2007, and 2013 have highlighted the stunning first twelve seasons for Mr. Henry and his partners.

The 2004 team captivated an adoring and faithful Red Sox Nation with the greatest comeback in baseball history, all the more satisfying after being heart-broken the previous year in Yankee Stadium when Aaron Boone ended a dramatic seven-game championship series to decide the pennant.

The club that never quit, even when down three games to none to the archrival Yankees, won four straight—in breathtaking fashion—to capture the pennant, then captured four more in a row to sweep the St. Louis Cardinals, giving the Red Sox their first world title since 1918 and sending millions into delirium. The achievement came less than a thousand days (973) after purchasing the club.

In 2005, the Red Sox reached the postseason for the third consecutive year, a first in the franchise’s rich 105-year history.

In 2007, Boston won its first American League East Division title since 1995 and posted an 11-3 postseason record to become the first two-time World Champion of the 21st century.

In 2008, the Red Sox returned to the playoffs for the fifth time over a six-year period. The team also drew three million fans for the first time at Fenway Park while setting a major league record for consecutive home sellouts.

The next year, the club reached the postseason—again for the third consecutive year—and sixth time in seven years. Boston notched its 500th consecutive sellout at Fenway Park on June 17 and finished the regular season with 550 straight sellouts, dating back to May 15, 2003. The club’s sellout streak reached 794 straight regular season games before ending during the 2013 season.

After a disappointing 2012 season that saw the Red Sox finish last in the American League, the 2013 team won the hearts of Red Sox fans everywhere with their personality, talent, and passion. The season culminated in an incredible third World Series championship in 10 years.

The Boston Red Sox have averaged 92 wins during Mr. Henry’s 12-year tenure, and their 1,098 total regular season victories rank second in Major League Baseball after the New York Yankees. And of those two clubs, only the Red Sox have won three World Series Championships in that time frame.

Mr. Henry not only set out to win multiple World Series, but to make sure the Red Sox were active participants in the community. As a result, during his tenure, the club’s community relations department has set records in the number of appearances arranged for players in the community, and the amount of authentic memorabilia donated to non-profit organizations in New England to help them raise funds.

Immediately after taking ownership, Mr. Henry and his partners founded – and funded – the Red Sox Foundation. The Red Sox Foundation is the largest and one of the fastest growing team charities in Major League Baseball. Though a relative newcomer to the New England philanthropic community, it has won numerous awards for its imaginative outreach and impact, including the 2009 national award for “Best Sports Charity” from the Robert Wood Johnson Foundation and the Sports Philanthropy Project. In 2010 it was recognized by Major League Baseball with the inaugural “Commissioner’s Award for Philanthropic Excellence” for the Red Sox Scholars program, the Foundation’s educational cornerstone.

Supported through generous donations from Mr. Henry, along with Mr. Werner and their partners, as well as corporate sponsors and fans attending fundraising events, the Red Sox Foundation has quickly become a powerful philanthropic force in this community. Over the past 12 years, it has committed more than \$68 million to health, education, recreation, military, and social service programs primarily benefitting at-risk children and families.

Ownership, Continued

With his passion and enthusiasm for baseball, Mr. Henry is accessible to the media and fans. He's often seen moving throughout ballparks in Spring Training and during the regular season. He sits in many areas of Fenway Park, from the Bleachers to the Green Monster Seats to the seats near the dugouts, and has greeted fans at the gate. That exposure and interaction helped inspire the improvements that have widened the concourses, reduced concession lines, and augmented the restrooms at Fenway Park.

"I love to listen to and interact with fans," Mr. Henry said. "Perhaps not every fan can identify with me, but I think I can identify with most of them because I've been a passionate baseball fan all my life. I know that even the best baseball team cannot win every night, but I want to make sure our fans win every night—that they enjoy as many aspects of our game, our tradition, and the Fenway experience as they can. If they don't, I want to know why and see what I can do to address their concerns immediately. It is the New England fans and their representative media that have created the romance, mystique, and passion that we all feel when the words 'Boston Red Sox' are spoken."

Mr. Henry has garnered a wealth of experience—and multiple championship rings—at three different levels in his 26 years (through 2013) in baseball at an ownership level. Prior to purchasing the Red Sox, he was chairman and sole owner of the Florida Marlins. He was also a limited partner of the New York Yankees, and was chairman and majority owner of the Tucson Toros of the Triple-A Pacific Coast League.

Mr. Henry also formed a co-ownership with Boca Raton, FL attorney Don Sider in the West Palm Beach Tropics of the Senior Professional Baseball League. The Tropics, managed by former Red Sox manager Dick Williams, posted a league-best 52-20 record in his one-year ownership, led by Hall of Famer Rollie Fingers and All-Stars Toby Harrah, Dave Kingman, Mickey Rivers, and Al Hrabosky.

For more than 32 years, Mr. Henry has served as chairman of John W. Henry & Company, Inc., which he founded in 1981. He has served on the Board of Directors of the Future Industry Association, National Association of Futures Trading Advisors and the Managed Futures Trade Association. He was elected to the Futures Industry Association's Hall of Fame as a recognized leader in alternative asset financial product innovation.

Mr. Henry is Principal Owner of Fenway Sports Group, formerly New England Sports Ventures (NESV). On October 15, 2010, Fenway Sports Group acquired 100% of Liverpool Football Club (LFC), one of the world's most historic sporting institutions. Fenway Sports Group owns a portfolio of companies that includes LFC, Boston Red Sox, New England Sports Network, Fenway Sports Management, and Roush Fenway Racing.

In October 2013, Mr. Henry purchased the Boston Globe, the Globe's websites and affiliated news businesses, and the Worcester Telegram & Gazette. With the purchase, Mr. Henry became the third owner in the history of the Boston Globe, which is the largest newspaper in New England. In January 2014, Mr. Henry became the ninth publisher of the Boston Globe.

In early 2002, he purchased a home in Boston. Born in Quincy, IL, John spent most of his childhood in Forrest City, AR, where his parents owned a farm. He was a dyed-in-the-wool baseball fan growing up, listening to St. Louis Cardinals broadcaster Harry Caray on the radio. At age 9, he saw his first major league game at Sportsman's Park in St. Louis—the very city where he would see his own Boston Red Sox celebrate in triumph after completing the greatest comeback in baseball history.

RED SOX OWNERSHIP HISTORY

Charles W. Somers	1901-02
Henry J. Killilea	1903-04
John I. Taylor	1904-11
James R. McAleer	1912-13
Joseph J. Lannin	1913-16
Harry H. Frazee	1917-23
J.A. Robert Quinn	1923-33
Thomas A. Yawkey	1933-76
Jean R. Yawkey	1976-77
Jean R. Yawkey:	1978-80
Haywood Sullivan,	
Edward G. LeRoux Jr.	
Jean R. Yawkey Trust:	1981-86
Haywood C. Sullivan,	
Edward G. LeRoux Jr.	
Jean R. Yawkey Trust:	1987-93
Haywood Sullivan	
Jean R. Yawkey Trust	1994-2002
The Henry-Werner Group	2002-present

Ownership, Continued



Thomas C. Werner, Chairman

In the 12 seasons that Tom Werner has been Chairman of the Boston Red Sox, the club has won three World Series and just as importantly saved and renovated Fenway Park. Werner has also been instrumental in establishing and overseeing the Red Sox Foundation, widely recognized as one of the best in all of professional sports. To date, the Red Sox Foundation has distributed more than \$68 million to benefit the people of New England.

Fenway Park, the first ballpark to ever celebrate its 100th anniversary, might not have reached that milestone in 2012 without the vision of Werner, who led the only potential ownership group seeking to save the shrine now regarded as "America's Most Beloved Ballpark." Later joined by Principal Owner John W. Henry and President/CEO Larry Lucchino, the leaders and their partners won the bid on December 20, 2001, and completed the purchase on February 27, 2002. On March 23, 2005, after the first three years of substantial annual improvements to the park, Henry, Werner, and Lucchino committed to Fenway Park for the long haul, an event that has inspired major investment in the rejuvenated neighborhood for which the ballpark is named.

Werner is especially proud of his role in creating the Home Base Program, a partnership between the Red Sox Foundation and Massachusetts General Hospital. The Home Base Program heals the invisible wounds of war by connecting Iraq and Afghanistan Veterans and their families to World Class Care. Recognized as a national model and program of record by the White House's Joining Forces Initiative and Major League Baseball's Welcome Back Veteran's Initiative, Home Base has provided care and support for well over 1,000 veterans and families in New England, trained over 10,000 clinicians in every State in the US, conducts national research to better prevent, diagnose and treat post traumatic stress and traumatic brain injury, and through the voice of the Red Sox, has reached millions of Americans to bring attention and support to the challenges facing our veterans and their families.

The foundation is a major benefactor of the Jimmy Fund, whose legendary partnership with the Red Sox celebrates its 60th anniversary in 2013. Under the current ownership group, the club created the annual Red Sox/Jimmy Fund radiotelethon on WEEI and NESN and launched title sponsorship of the Pan-Mass Challenge.

Beyond his 12 years with the Red Sox, Werner has been a respected baseball owner among his peers for 23 years. He entered Major League Baseball by leading the group that purchased the San Diego Padres in 1990.

His love of the Red Sox was kindled long before, however, when as a freshman at Harvard in the autumn of 1967, the New York native became enraptured in the "Impossible Dream" team's improbable journey to the World Series. He fell in love with the Red Sox—and with Fenway Park.

For his Visual Studies class at Harvard, he created a documentary showing the crescendo of Opening Day at Fenway Park, from the quiet, quaint park at rest to its vibrant, colorful climax. The project was an early milestone on his way to a phenomenally successful career that has included his enshrinement in the Television Academy Hall of Fame.

Embodying the values of integrity and quality, Werner and his partner, Marcy Carsey, have helped create such popular series as "The Cosby Show," "A Different World," "Roseanne," "Third Rock From the Sun," "Cybill," "Grace Under Fire," and "That '70s Show."

It was Werner who said that Bill Cosby's character, originally slated to be a limo driver, should instead be a professional man. That instinct, which led to Felicia Rashad's character also becoming a professional, changed the sociological impact of the series on America. Reverberations of that impact continued when the show's spinoff, "Different World," set at Hillman College, a fictional historically black college, led to a dramatic increase in matriculations to HBCs.

Before starting Carsey Werner, credited with almost 2,000 hours of quality television, the duo was working for ABC television when they discovered Robin Williams in a comedy club and launched his career in "Mork and Mindy." They also provided opportunities to such talents as Tom Hanks ("Bosom Buddies"), Billy Crystal ("Soap"), Danny Devito, and Tony Danza (both in "Taxi").

In addition to his membership in the Television Academy Hall of Fame, Werner (born April 12, 1950) received the Lifetime Achievement Award from the Producers Guild of America. His company has earned 24 Emmy Awards, 11 People's Choice Awards, and numerous Golden Globes, Humanitas Prizes, and Peabody Awards.

In 2000, Werner, Carsey, and their partner Caryn Mandabach joined forces with Geraldine Laybourne and Oprah Winfrey to start Oxygen, a 24-hour cable channel serving the modern woman. Acquired by NBC in late 2007, Oxygen is one of the fastest-growing cable networks ever, now in almost 65 million homes.

Since 2001, when Werner and his partners purchased the Red Sox, Fenway Park, and 80% of the New England Sports Network, NESN has more than doubled the amount of original programming that it airs, and it now telecasts nearly 300 live events.

In addition to his role with NESN, Werner was also appointed to the board of the MLB Network, which debuted in 2009. A longtime active contributor to Major League Baseball, he has been a member of the Executive Council and was a leader in the establishment of the Wild Card, of which the 2004 club was an historic beneficiary.

Werner is now on the board of Major League Baseball Enterprises and Major League Baseball Properties.

In January, 2013, for his leadership and dedication to the game, Werner received the Dave Winfield Humanitarian Award from the Professional Baseball Scouts Foundation at the organization's annual "In the Spirit of the Game" Sports and Entertainment Spectacular.

Werner spends much of the year in Boston, where he has a residence. He has served on many boards, including the White House Fellows Commission. He currently serves on the Crossroads School Board and the Board for After School All Stars, a program helping more than 92,000 at-risk youth engage in after school activities. He also serves on the board of the Ron Brown Scholar Program, which offers scholarships to African-American high school seniors who have demonstrated social commitment and leadership potential.



Larry Lucchino, President/CEO

Larry Lucchino was named President/CEO of the Red Sox at the closing of the purchase of the team in February, 2002. Previously President/CEO of the Baltimore Orioles (1988-93) and the San Diego Padres (1995-01), Lucchino is a veteran of 35 years in Major League Baseball. With the Red Sox, Lucchino manages the franchise on a day-to-day basis with the active involvement of, and in collaboration with, Principal Owner John W. Henry and Chairman Tom Werner.

He has won rings with each franchise. The Orioles won the 1983 World Series, the Padres won the 1998 National League Pennant, and the Red Sox won the 2004, 2007, and 2013 World Series. The historic victory in 2004 ended Boston's 86-year championship drought.

In his 25 full seasons as a President/CEO, his clubs have a winning record of 2,061-1,808 (.533), have reached post-season play nine times, have won four pennants, and three World Series. In those 25 seasons, attendance has improved over the previous year 16 times and the franchises have set club attendance records 13 times, including an 8-year stretch with the Red Sox, topping 3 million for the first time in Red Sox history in 2008, and again surpassing 3 million in 2009, 2010, 2011, and 2012.

Lucchino is the first President/CEO to win pennants for two different franchises - let alone in two different leagues - since Hall of Fame executive Larry MacPhail more than 50 years ago with the Brooklyn Dodgers (1941) and the New York Yankees (1947). They are the only two to have done so. (Al Rosen won pennants as President/CEO of the Yankees in 1978 and as President of the San Francisco Giants in 1989, but Bob Lurie was the Giants' CEO. Dave Dombrowski won pennants as GM of the Florida Marlins in 1997 and as President/GM of the Detroit Tigers in 2006 and 2012.)

In addition to running championship franchises and setting attendance marks, Lucchino has earned a legacy for creating ballparks that have transformed the fan experience, enhanced franchise values, and positively impacted the greater civic community.

His original vision for the design of Oriole Park at Camden Yards - a traditional, old-fashioned, asymmetrical, intimate downtown ballpark with modern amenities - ushered in an era of revolutionary ballpark architecture and ambiance responsible in part for the game's resurgence since 1992.

He also had the vision for the ballpark that saved baseball in San Diego. Petco Park, designed to look and feel like San Diego, was approved in a 1998 landslide vote on Proposition C, a campaign that Lucchino spearheaded. As much as the Padres needed a ballpark, the city needed a catalyst to redevelop an under-utilized 26-block area in the city's downtown. As promised, a ballpark revitalized a key neighborhood, as it had done in Baltimore (and, subsequently, in other cities). The design of the park was completed in August, 2001, and construction was well underway when Lucchino left the Padres for the Red Sox after the 2001 season.

He was instrumental in pulling together the ownership group that joined John W. Henry and Tom Werner in their successful effort to purchase the Red Sox, announced on December 20, 2001. While every other group that sought to purchase the Red Sox advocated a replacement for venerable Fenway Park, the group led by Henry, Werner, and Lucchino was the only one that committed itself to save - and improve - America's most beloved ballpark. The ownership group officially formalized its commitment to keep Fenway Park long term on March 23, 2005.

Over the course of a 10 year-long project (ending during the 2011 offseason), Lucchino helped to oversee many changes to preserve, protect, expand, and improve Fenway Park. Such successful additions included: the Green Monster Seats, the Right Field Roof Seats, Dugout Seats, the Yawkey Way Concourse, the Big Concourse, the Third Base Concourse, the First and Third Base Decks, the EMC Club, the State Street Pavilion, renovations of the premium suites, the Left Field Coca Cola Corner, the Bleacher Bar, the Royal Rooters Club, the expansion of the right field roof box section, and the installation of new high definition video display and scoring systems. These and other well-received infrastructure innovations and improvements have enhanced the fans' experience while respecting the integrity of the historic park and the surrounding neighborhood.

While setting attendance records with all three franchises, Lucchino has made his mark in the cutting-edge marketing of baseball. His efforts at regionalization in Baltimore expanded the Orioles' fan base from 2 million to 6 million. In his 14 years with the Orioles, the season ticket base increased from 1,600 to 28,000 plus a 13,000-person waiting list.

In his seven years with the Padres, the season ticket base more than doubled from 5,081 to 12,380 through 2000.

Ownership, Continued

Under his leadership, the Padres recorded their top four all-time attendance figures at Qualcomm Stadium in his last four years there (1998-2001).

The Red Sox have set franchise attendance records in eight of Lucchino's 12 seasons in Boston. The club sold out 794 consecutive regular season games, and 820 games, including the postseason, from May 15, 2003 through April 8, 2013. The regular season streak is the longest in the history of Major League Baseball, a record established on September 8, 2008, with sell-out No. 456, breaking the previous MLB record of 455, set by the 1995-2001 Cleveland Indians.

Each of the three franchises he has served as President/CEO has established a major charitable foundation during his tenure (The Orioles Foundation, The Padres Foundation, and The Red Sox Foundation). Under his leadership, each franchise has re-invigorated its philanthropy, its community relations efforts, and its ballpark ambiance to ensure that all fans feel welcome. In November of 2010, the Red Sox and the Red Sox Foundation were given league wide recognition when they were named the recipients of the inaugural Commissioner's Award for Philanthropic Excellence.

Lucchino's passion for ballparks is rivaled by his drive for baseball's internationalization. In 1997, he pioneered a ground-breaking relationship in Japan with the Chiba Lotte Marines, and helped organize the Red Sox' first trip to Japan in March, 2008 when they opened the MLB regular-season with two games at the Tokyo Dome. In addition, he previously arranged the efforts to play Major League Baseball's first regular season games in Mexico (1996) and Hawaii (1997) and established baseball's first International Opening Day in Monterrey, Mexico in 1999. He was an early, active supporter of the World Baseball Classic, and also serves on Major League Baseball's International Committee.

He has served on MLB's Restructuring Committee, the American League's Cable Television Committee, and as Chairman of the Player Development Contract Negotiations Committee. He was a member of the Realignment Committee and the Commissioner's Blue Ribbon Task Force on Baseball Economics, which released its recommendations for attacking the game's economic and competitive balance issues in July, 2000.

In recognition for "long and meritorious service to baseball" over three decades in the game, Lucchino was awarded the Judge Emil Fuchs Award by the Boston Baseball Writer's Association at their 72nd annual BBWAA dinner on January 20, 2011. Lucchino was inducted into the National Italian-American Sports Hall of Fame in November, 2013.

Born in Pittsburgh, Lucchino was an All-City League basketball player and a second baseman on the Pittsburgh city championship baseball team at Taylor Allderdice High School. He graduated with honors from Princeton University and is a graduate of the Yale Law School. At Princeton, he was a member of two Ivy League championship basketball teams. Lucchino holds honorary degrees from Suffolk University, Boston University, Bryant University, New England School of Law, Anna Maria College, the University of Massachusetts (Boston), and Bentley University. In 1974, he joined Williams and Connolly, the law firm founded by his mentor, friend, legendary sportsman, and trial attorney Edward Bennett Williams. He became a partner in 1978 and specialized in sports law and litigation. He was general counsel to the Washington Redskins, of which Williams was president and part owner, and was a member of the Redskins Board of Directors from 1979 to 1985. When EBW bought the Orioles on August 2, 1979, Lucchino became vice president/general counsel. EBW named him president in May, 1988, to rebuild the club's baseball and business operations. Lucchino was an owner of the Orioles from 1989 until the club was sold at the end of the 1993 season, and of the Padres from December, 1994 to 2002.

The avid sportsman has the unique distinction of earning World Series rings (Orioles, '83; Red Sox, '04, '07, '13), a Super Bowl ring (Redskins, '83), and a Final Four watch (Princeton, '65). Lucchino has been active in numerous civic and charitable efforts in Baltimore, San Diego, and Boston, with particular, active involvement in the research and treatment of cancer. Here in Boston, he is a board member and served as the co-chair of the Dana Farber Cancer Institute's \$1 billion "Mission Possible" Capital Campaign, which reached its goal in 2009, and is also on the board of Special Olympics International.

Vice Chairmen



David Ginsberg, Vice Chairman

David Ginsberg became Vice Chairman of the Red Sox upon the closing of the Red Sox acquisition on February 27, 2002. He is also Vice Chairman of Fenway Sports Group (FSG), the holding company that owns the Boston Red Sox, New England Sports Network (NESN), the Liverpool Football Club (LFC), and indirectly 50% of Roush Fenway Racing (RFR). In addition, he is Vice Chairman of the Liverpool Football Club and a member of the board of directors of RFR.

During 2002 to 2010, Mr. Ginsberg headed up the FSG finance committee and provided advice and assistance to Principal Owner John Henry, Chairman Tom Werner, and President/CEO Larry Lucchino on business, financial and investment banking issues. He was primarily responsible for arranging and managing FSG's credit facilities and determining FSG's interest rate strategy. Ginsberg played an integral role in the negotiation and execution of the acquisition of the Red Sox, NESN, LFC, RFR, and the sale of the Florida Marlins. He had previously been Vice Chairman of the Florida Marlins starting in 1999.

Beginning in December 2010, Ginsberg joined FSG on a full time basis continuing in the above roles. In addition, Ginsberg is primarily responsible for the ongoing and close oversight of LFC's financial activities. Ginsberg also oversees all merger and acquisition activities contemplated or conducted by FSG; all FSG borrowings, credit facilities and interactions with FSG's lenders and other major financial institutions, and is the point-person primarily responsible for coordinating FSG's real estate strategy and overseeing all FSG real estate transactions. Ginsberg is also a member of the Overseers Board of the Red Sox Foundation and Mass General Hospital Home Base Program, which is dedicated to improving the lives of veterans of the Afghanistan and Iraq wars who suffer from deployment related stress and traumatic brain injury.

Ginsberg was a Managing Director and a Founding Partner of Raptor Group Holdings from 2008-2010, an investment management company. From 2006-2008 he was the Managing Director of the Special Opportunities Group at Tudor Investment Corp. He served as the Special Advisor to the Chairman and as a Director at John W. Henry & Company (JWH) beginning in 1999 until June 2002. Before joining the Marlins and JWH, Ginsberg was a private investor and consultant. At Global Asset Management (GAM) in London, he started and served as the Managing Director of the Multi-Manager Group, one of the largest groups specializing in hedge funds, from its inception in 1989 until 1995. Prior to joining GAM, he was Vice President in charge of the Mergers and Acquisitions Advisory Group at the National Westminster Bank USA, where he began his career as a corporate lender in 1981.

A native of Winthrop, MA, he graduated from The Northfield Mount Hermon School and received a B.A. from Kenyon College. He later received an M.B.A. with a concentration in finance from the Boston University Graduate School of Management.



Phillip H. Morse, Vice Chairman

Phillip Morse was named Vice Chairman in 2004 and has been a partner in the Boston Red Sox since 2002. Morse grew up in Danvers, MA and has two brothers living in the Boston area. He attended the University of Maine and played baseball for the Black Bears. Upon graduation in 1964, Morse was hired by Liberty Mutual Insurance Company in Boston. In late 1966, he worked in sales for a Glens Falls, NY based small medical device company. In 1969, Morse founded North American Instrument Corporation, a company focused on the development, manufacturing and sales of the first transparent fluid delivery system for coronary angiography, the Morse Manifold. By 1994, the firm had grown into NAM-IC U.S.A. Corporation, an 800-employee designer and manufacturer of a wide array of medical devices for interventional cardiology and radiology. NAMIC made an initial public offering in 1991, and established operations in the Commonwealth of Puerto Rico in 1992 and in the Republic of Ireland in 1993. Morse served as NAMIC's Chairman until its sale to Pfizer, Inc. in 1995. Today, NAMIC U.S.A. is a member of the Angio Dynamic's family and after more than 40 years, the Morse Manifold continues to be used in more than 70 percent of all cardiac catheterization procedures.

After retiring from NAMIC in 1995, Morse founded Heritage Creations, Inc., a group of companies dedicated to providing premium quality products and services to premier private, public and resort golf courses, clubs and golf pro shops worldwide.

Morse retired from the board of directors of Evergreen Bank, a division of Banknorth, N.A., and was a former director of The Business Council of New York State, Inc. He is a generous contributor to numerous medical, athletic and educational charities, having made a gift of an artificial turf stadium field to the University of Maine. In a combined effort with his friend, the late Harold Alfond, a former Red Sox partner, his alma mater now has an outstanding athletic facility in which to play football, soccer and lacrosse. Over five years ago, Morse turned 43 acres of woodlands in Glens Falls, NY into an athletic complex with a field house, nine tennis courts, two baseball fields, three softball fields, four fields for soccer and lacrosse and donated it to Glens Falls High School.

The Morses, who live in Jupiter, FL, have three daughters all of whom live or work in Boston and the surrounding communities. With a growing number of grandchildren, now a total of seven, the Morses remain busy dividing their time between Boston; Wells (ME), Lake George (NY), and Florida.

Partners



**Theodore
Alfond**



**William
Alfond**



**Thomas
DiBenedetto**



**Michael
Egan**



**Michael
Gordon**



**Seth
Klarman**



**Henry
McCance**



**Art
Nicholas**



**Bruce
Rauner**



**Frank
Resnek**



**Martin
Trust**



**Jeffrey
Vinik**



**Herbert
Wagner**

Not Pictured: John Kaneb

Senior Advisor



**Senior Advisor
Sen. George
Mitchell**

Club Executives



Sam Kennedy, EVP/Chief Operating Officer, Boston Red Sox President, Fenway Sports Management

In 2014, Sam Kennedy enters his 13th season with the World Champion Boston Red Sox. Currently he is EVP/Chief Operating Officer of the Red Sox, and he also serves as President of Fenway Sports Management. The Brookline, MA native was among the first executives that Red Sox President/CEO Larry Lucchino brought with him from the San Diego Padres to join his partners John Henry & Tom Werner in Boston shortly after acquiring the Red Sox from the Yawkey Trust. Since joining the Red Sox in March of 2002, Kennedy has been an instrumental part of the revitalization of the Red Sox brand, the financial stability of the franchise and the preservation and protection of Fenway Park. Kennedy and his staff have dramatically increased all club revenue streams over the past decade. Under Kennedy's

leadership the club sold out 794 consecutive games at Fenway Park, dating back to May 2003 (establishing a Major League Baseball record). Kennedy and his team have set the industry standard in the area of corporate sponsorship, premium seating, merchandising and they have established Fenway Park as one of the premier destinations in New England for non-baseball events such as concerts, outdoor hockey games, soccer matches and corporate functions.

Reporting directly to Lucchino, Kennedy oversees the club's general business matters including Ticketing (sales, operations and service), Corporate Sponsorship, Broadcasting, Marketing, Social Media, Advertising, Fenway Enterprises (non-baseball activities at Fenway Park) and all Client Service. In 2003, he helped conceive and execute the successful sales and marketing plan for the new "Legends Suite" at Fenway Park, the Dugout Seats innovation, and new tasteful advertising positions above the Green Monster. In 2004 Kennedy secured a long-term partnership with Anheuser-Busch that was instrumental in the creation of the new Right Field Roof Seats at Fenway. In 2005 he was charged with developing the sales and marketing plan for the new club seats at Fenway Park that debuted in 2006. Kennedy also secured long-term naming rights deals for the EMC Club and the State Street Pavilion at Fenway Park. In 2009, he oversaw the successful negotiations with the National Hockey League and Hockey East to stage the 2010 "Bridgestone NHL Winter Classic" and "Sun Life Frozen Fenway" NCAA Division I outdoor ice hockey games at Fenway Park. In addition to ice hockey, 2010 also saw the return of professional soccer to Fenway Park when Kennedy and his team arranged for an international friendly between Celtic FC & Sporting Lisbon. In 2011 Kennedy was a member of the team that developed the business plan for the Red Sox new Spring Training home in Fort Myers, FL and he led the successful negotiations with JetBlue Airways to name the new facility "JetBlue Park at Fenway South". Kennedy brought Frozen Fenway back to the ballpark in January of 2012 as nearly 100,000 people came through the gates to watch ice hockey and skate at Fenway over a 16-day period. In July 2012 Kennedy facilitated a friendly between the storied Liverpool Football Club and AS Roma in front of a sell-out crowd at Fenway Park, a celebrated part of Liverpool's North American summer tour. In 2013, Kennedy was instrumental in facilitating one of the most successful concert schedules that Fenway has seen to date including country superstar Jason Aldean, the sold-out JayZ and Justin Timberlake tour as well as Sir Paul McCartney's second appearance at Fenway Park. Finally, Sam was tasked with bringing back hockey for a third installment of Frozen Fenway beginning at the close of 2013. This latest endeavor saw the return of Hockey East double-headers including a premier pairing of Boston College against Notre Dame, sledding, and a figure skating exhibition show. Sam also serves as a member the Red Sox Budget Committee, Major League Baseball's Ticketing Committee, and as the club's business liaison to Major League Baseball Properties and Major League Baseball Advanced Media.

In 2004, Kennedy helped create Fenway Sports Management (FSM), formerly Fenway Sports Group, which has emerged as one of the most well respected international sports sales representation agencies in its seven year history. FSM is one of the portfolios of companies owned by Fenway Sports Group, which includes the Boston Red Sox, Liverpool FC, New England Sports Network and Roush Fenway Racing. As FSM's President, Kennedy has P & L responsibility and oversees Finance, HR, Legal, Sales, Corporate Consulting and Marketing. FSM's client roster includes the Boston Red Sox, NESN, RFR, Liverpool FC, Boston College, Major League Baseball Advanced Media, the Deutsche Bank Championship, NBA superstar LeBron James, and most recently college football sensation Johnny Manziel.

Kennedy was a key member of the Fenway Sports Group team that acquired 100% of Liverpool Football Club on October 15th, 2010. Kennedy worked closely with Fenway Sports Group principal owner John W. Henry and Chairman Tom Werner on the acquisition of one of the world's most important sporting institutions; further positioning Fenway Sports Group as one of the world's most prestigious sports & entertainment companies around the globe. FSM is now charged with growing LFC's commercial operations around the globe. In 2011 Kennedy and his team negotiated the largest uniform supplier partnership in the history of the English Premier League with Warrior Sports. In October 2007, Sam was named as one of the Boston Business Journal's 40 under 40 Award recipients, which recognizes 40 of Boston's best and brightest young professionals. In January of 2008, 2010, and again in January of 2013, Kennedy was selected as one of Sports Business Journal's Forty under 40 Award recipients and inducted into the publication's Hall of Fame. This national honor placed him in the company of the most influential and creative young professionals in the business of sports. Kennedy has been recognized throughout his career for hiring and retaining exceptional talent at the Red Sox and FSM.

Prior to joining the Red Sox, Kennedy was the Padres' Executive Director/Corporate Partnerships and Broadcasting. Originally hired as an account executive in 1996, he tripled sponsorship revenues from 1996-2001. Kennedy oversaw the sale of signage at Qualcomm Stadium (home of the Padres, Chargers, Super Bowl XXXII and other events), virtual advertising, promotional programs, broadcast media, and print advertising. He also played an integral role in securing financing and developing the sales and marketing strategy for the Padres' new downtown ballpark,

Club Executives, Continued

Petco Park. Before joining the Padres, he sold radio advertising for WFAN 660AM and WABC 770AM in New York. Sam attended Trinity College in Hartford, CT, where he played baseball and earned a degree in American Studies in 1995. At Brookline High School, he played ice hockey and was the captain of the baseball team. In 2004, Kennedy was sworn in as a board member on the Massachusetts Governor's Committee for Physical Fitness and Sports. Sam serves on the board of the Wellesley Youth Hockey Association (he also serves a coach) and The Greater Boston Chamber of Commerce. Sam and his wife of fourteen years, Amanda, reside in Wellesley, MA with their 10-year old son, Jimmy, and 9-year-old daughter, Ally.



Ben Cherington, EVP/General Manager

Ben Cherington was named Executive Vice President/General Manager of the Boston Red Sox on October 25, 2011, the 11th General Manager in club history. 2014 marks his 17th season with Major League Baseball, his 16th with the Red Sox organization, and third as General Manager.

Going into his second year as Boston's GM, then 39-year-old Cherington led one of the biggest turnaround seasons in Major League Baseball history. Through a series of free agent signings and trades that focused on acquiring experienced and winning players that embraced playing in Boston, the Red Sox went on to win the division with an American League-best 97-65 record, and brought home the franchise's eighth World Series Championship.

As a result of the historic season, Cherington was named Major League Baseball's Executive of the Year by both *The Sporting News* and the Boston Chapter of the BBWAA.

Going into his second year as Boston's GM, 39-year-old Cherington was charged with the task of returning the club to its winning ways after a disappointing 2012 season. Through a series of free agent signings and trades, in which he and his staff sought to acquire experienced and winning players that would embrace playing in Boston, Cherington's 2013 club not only won its division with an American League-best 97-65 record, but also brought home the franchise's eighth World Series Championship. Following the season, for his efforts, Cherington was named Major League Baseball's Executive of the Year by *The Sporting News*. In addition, in January of this year, the Boston Chapter of the BBWAA awarded him the same distinction.

Prior to being named GM, Cherington served as Boston's Senior Vice President and Assistant General Manager since January of 2009. In that role, he worked closely with Theo Epstein on all major league personnel matters, including evaluation and analysis, player acquisition, and contract negotiation.

Cherington acted as Red Sox co-General Manager, along with Jed Hoyer, from December 12, 2005 through January 19, 2006. In that time, the Red Sox completed a trade that brought Josh Beckett and Mike Lowell to Boston from the Florida Marlins.

From 2006 through 2008, Cherington served as Red Sox Vice President/Player Personnel. In that post, he oversaw amateur scouting and player development in addition to consulting on all major league player acquisitions. While in charge of the club's farm system, the Red Sox developed several players on the current major league roster including Clay Buchholz, Felix Doubront, Jon Lester, and Dustin Pedroia. Under his watch, Boston's 2006 draft was named the best in the majors by *Baseball America*.

Cherington began his professional baseball career with the Cleveland Indians as an advance scout in 1998 and joined the Red Sox organization in 1999 as a Mid-Atlantic area scout before becoming a baseball operations assistant that May. He has also served as Boston's coordinator of international scouting, assistant director of player development, and director of player development.

A native of Meriden, NH, Cherington pitched for Lebanon (NH) High School and graduated with a degree in English from Amherst College, where he played four years of varsity baseball. He also spent a year as an assistant coach

RED SOX GENERAL MANAGERS

1933-47	Eddie Collins	1984-93	Lou Gorman
1948-58	Joe Cronin	1994-2002	Dan Duquette
1959-60	Bucky Harris	2002	Mike Port (interim) ³
1961-62	Dick O'Connell ¹	2002-05	Theo Epstein
1963-65	Mike Higgins ²	2005-06	Ben Cherington/Jed Hoyer ⁴
1965-77	Dick O'Connell	2006-2011	Theo Epstein
1978-83	Haywood Sullivan	2011-present	Ben Cherington

(1) GM position was eliminated in 1961-62. Executive VP of Business and Baseball Operations Dick O'Connell assumed the role.

(2) Higgins was Executive Vice President in charge of baseball while O'Connell maintained oversight of the business side. O'Connell was named General Manager on 9/16/65 when Higgins resigned.

(3) Port was named interim General Manager on 2/28/02.

(4) Epstein left the Red Sox from 10/21/05-1/19/06. Cherington and Hoyer were named co-General Managers on 12/12/05 and served in that capacity until Epstein's return.

for his alma mater while working towards his master's degree from the University of Massachusetts' Sport Management Program. Cherington also completed Harvard Business School's Program for Leadership Development. Cherington is involved in numerous charitable endeavors. He has run the Boston Marathon and the New York Marathon in support of Good Sports, a Boston-based non-profit that distributes sports equipment to community organizations offering programs to disadvantaged youth. He has participated in the Pan-Mass Challenge, which benefits the Dana-Farber Cancer Institute. In addition, Cherington supports the Red Sox Foundation, Massachusetts General Hospital Home Base Program, and Friends of Caritas Cubana. Cherington and his wife Tyler have a daughter named Adwen Hudson.



Jonathan Gilula, Executive Vice President/Business Affairs

Jonathan Gilula has served as Executive Vice President/Business Affairs since October, 2009. In 2014, Gilula enters his 17th season in Major League Baseball and 12th as a member of the Boston Red Sox organization. Gilula oversees all ballpark operations, event operations, fan services, game entertainment, video production, information technology, special events and Florida business operations activities of the club. He also manages the relationships between the Red Sox and key business partners, including ARAMARK, Fenway Park's concessionaire, and Twins '47, the operator of the Official Red Sox Team Store.

Gilula is a key member of the team directing the club's effort to preserve and protect Fenway Park, which celebrated its 100th Anniversary in 2012. Since 2002, the team has added capacity, created space for new fan-friendly features and amenities, and improved the infrastructure both within and around the ballpark. Gilula has played a key management role in the design and construction process, and in the creation of business operating plans for the major Fenway Park Improvements, which were formally completed in 2011. The list of projects completed during the 10-year major annual improvement process includes the Green Monster Seats, the Big Concourse, the Right Field Roof, the EMC Club, the State Street Pavilion, renovation of the private suites, repair and waterproofing of the lower seating bowl and bleachers, and the installation of three state-of-the-art High Definition video displays and scoring systems.

Gilula has assisted with the coordination of the club's real estate activities, which have focused on ensuring that development activities in the surrounding Fenway neighborhood are complementary to the ballpark. To that end, he has negotiated agreements that have resulted in the addition of popular year-round restaurants such as Game On!, The Bleacher Bar, and Jerry Remy's Sports Bar and Grill.

Gilula is an active participant in the planning and implementation of non-traditional, ancillary uses of Fenway Park, including popular events such as summer concerts, Futures at Fenway (minor league baseball games featuring Red Sox affiliates), and the Cape Cod League All-Star Game. Gilula played a vital role in the preparation and execution of the first-ever ice hockey events to take place at Fenway Park, highlighted by the 2010 Bridgestone NHL Winter Classic and the Sun Life Frozen Fenway college games, which featured the first-ever outdoor women's college hockey game. Since 2010, Gilula and his team transformed the grounds at Fenway into a hockey rink two more times - in January 2012 and January 2014 - for the return of Frozen Fenway activities that included several well-attended college and high school hockey games. Additionally, Gilula has overseen the successful conversion of the Fenway Park field into a soccer pitch. During the summer of 2010, the Celtic Football Club faced the Sporting Club of Portugal in an international friendly, the ballpark's first soccer match since 1968. Soccer returned to Fenway Park in July, 2012 when the Liverpool Football Club and A.S. Roma played a popular international friendly match in front of a sell-out crowd.

Gilula was responsible for overseeing the design, construction and business planning of JetBlue Park at Fenway South, the new Red Sox Spring Training and player development complex in Lee County, FL which opened for the 2012 Spring Training season. The complex, a state-of-the-art, single-site facility designed to meet the long-term needs of the organization and to create the premier Spring Training complex for both players and fans, has received critical acclaim and was nominated by Sports Business Journal as Sports Facility of the Year in 2013.

Originally joining the Red Sox in October, 2002 as Special Assistant to the President/CEO, Gilula worked on a number of special projects including the annual Fenway Park Improvements, the refurbishment of the previous homes to the Red Sox Spring Training facilities in Lee County, FL, and the construction of the Red Sox Academy in the Dominican Republic.

Gilula began his baseball career in June, 1998, when Lucchino, then President/CEO of the San Diego Padres, hired him to work on the planning and development of the team's forthcoming ballpark and its surrounding neighborhood. As Director of Ballpark Development, Gilula coordinated all aspects of the design and construction of Petco Park, the home of the Padres, which opened in downtown San Diego in 2004.

Gilula was born in New York City, NY and grew up in La Jolla, CA. He graduated with a degree in Politics from Princeton University in 1998, where he was captain of the varsity tennis team and named First Team All-Ivy League in 1997 and 1998. He serves on the Board of Trustees of the Pan-Mass Challenge, the nation's largest athletic fundraiser, which has raised \$414 million for cancer research and treatment through the Jimmy Fund since its inception in 1980. In January 2011, Gilula was selected as one of Sports Business Journal's "Forty Under 40" Award recipients, an honor that recognized him as one of the best young talents in the business of sports.

Jonathan resides in Boston with his wife, Robin, their daughter, Brin, and son, Cameron.

Club Executives, Continued



Dr. Charles A. Steinberg, Executive Vice President & Senior Advisor to the President/CEO

Dr. Charles Steinberg returned to the Red Sox on February 17, 2012, after four years away—two with the Los Angeles Dodgers and two with the Commissioner of Baseball. While he can be influential in various areas, he devotes his efforts primarily to Public Relations and Community Relations, which are his specific responsibilities.

In 2013, “Dr. Charles” helped orchestrate the April 20 ceremony at Fenway Park that followed the Boston Marathon tragedy of April 15. Thereafter, he continued to help the club embrace the heroes, survivors, and bereaved families, culminating on November 2 with the tribute at the Finish Line during the “Rolling Rally,” the world championship parade.

Ironically, the April 20 tribute was one year to the day that he helped Fenway Park celebrate its 100th Anniversary. In his previous six seasons in Boston, as Executive Vice President for Public Affairs, Steinberg was a creative force in the franchise’s fan-friendly attitude, good will, market outreach, and communications. Among his responsibilities and innovations were the Opening Day ceremonies (including the presentation of the world championship rings in 2005), players greeting fans at the gates, the Father’s Day Catch at Fenway, the Celebration of the Life of Ted Williams, the establishment of the Red Sox/Jimmy Fund Radiotelethon, the creation of the Fenway Ambassadors program, the Red Cross Blood Drive each September 11, as well as community events on Halloween, Veterans Day, Thanksgiving, Christmas, the birthdays of Dr. Martin Luther King, Jr. and Jackie Robinson, and Valentine’s Day. When he first arrived in Boston, together with the new ownership in 2002, Steinberg helped cultivate the passionate Red Sox Nation fan base and contributed to the improvements that enabled the ownership to save Fenway Park. In the community, Steinberg helped re-energize the club’s award-winning and record-setting efforts, creating the Red Sox Scholars program (college scholarships for Boston middle schoolers), the Boston Area Church League, Red Sox Children’s Retreats, and the Lindos Sueños program.

On February 11, 2014, the New England Region of the Anti-Defamation League honored Steinberg and the Red Sox with its Distinguished Community Service Award for helping Boston heal from the wounds of the Boston Marathon tragedy and for the community programs they have created.

In 2010 and 2011, Steinberg worked directly for Commissioner Allan H. (Bud) Selig, serving as Senior Advisor to the Commissioner of Baseball for Public Affairs. In 2008 and 2009, Steinberg was Executive Vice-President/Marketing & Public Relations (Chief Marketing Officer) for the Los Angeles Dodgers. Before joining the Red Sox in 2002, he was Executive Vice-President/Public Affairs for the San Diego Padres, for whom he worked from 1995 through 2001. He started his career spending 19 years with his hometown Baltimore Orioles, rising from intern to head of Public Relations.

With all four clubs, Steinberg has been responsible for the fan experience in the ballpark and in the community. He has headed the clubs’ public relations and outbound marketing, ballpark entertainment and special events, community relations and advertising, television and video production, and in each case, created innovative fan services departments. Each of the four franchises established attendance records during his tenure.

In Los Angeles, he established the Dodgers Ambassadors, orchestrated the 2008 Opening Day Ceremonies that paid tribute to the club’s 50th Anniversary in Los Angeles, helped execute the club’s historic trip to China in March, 2008, and their Guinness World Record attendance of 115,300 at the Los Angeles Memorial Coliseum to benefit cancer research. He was instrumental in creating a three-day musical tribute at the Hollywood Bowl before 50,000 people celebrating the Dodgers’ 50th Anniversary, wrote the copy that is immortalized on the club’s star on the Hollywood Walk of Fame, and instituted an annual tribute to Jackie Robinson, as he had done in Boston, each January 31, the pioneering Hall of Famer’s birthday and the eve of Black History Month. The Dodgers led the major leagues in attendance in 2009.

In San Diego, Steinberg had similar responsibilities and was a contributor to the city’s successful campaign to build franchise-saving Petco Park. He also created the Padres Scholars, a similar scholarship program to the Red Sox Scholars.

Steinberg won an Emmy Award for the television production of the story of the 1998 National League Champion Padres, and a Telly Award for the video of the 1989 Orioles.

On the field, Steinberg helped orchestrate the finale of Baltimore’s Memorial Stadium in 1991, the opening of Oriole Park at Camden Yards in 1992, and the ceremonies surrounding the 1993 All-Star Game. He also started the planning of Cal Ripken’s “Streak Week” festivities and created the celebration of the career of Hall of Famer Tony Gwynn in 2001. He was instrumental in the creation of Rick Dempsey’s performance of “Old Time Rock and Roll” in Baltimore, the playing of “Hells Bells” heralding Trevor Hoffman’s entrance in San Diego, the daily playing of “Sweet Caroline” in Boston, and the playing of “Don’t Stop Believing” in Los Angeles. He was also instrumental in the development of the Dropkick Murphys’ “Tessie” and “I’m Shipping Up to Boston” as Fenway Park anthems.

He has earned six championship rings: World Championships with Baltimore (1983) and Boston (2004, 2007, and 2013), and league championships with the ‘79 Orioles and ‘98 Padres. In his two years in Los Angeles, the Dodgers reached the National League Championship Series both years. He has been involved in postseason play 11 times.

The Baltimore native’s baseball career began at age 17 with an internship from Gilman School arranged with the

Club Executives, Continued

Orioles' Jack Dunn III, grandson of the man who first signed Babe Ruth. He was Hall of Fame Manager Earl Weaver's statistician for six years and continued that position with manager Joe Altobelli through the Orioles' World Championship season of 1983.

Steinberg created Orioles Productions, the club's first video department, in 1985, and its first customer service department in 1993.

He worked for the Orioles while earning his undergraduate degree from the University of Maryland and his doctorate from Maryland's dental school, and continued his front office work while also assuming the role of team dentist. In 1982, Steinberg became a founding and charter member of the Academy for Sports Dentistry. It was with the Orioles in 1979 that he first worked with Larry Lucchino, whom he followed to San Diego and Boston.

A musician and songwriter, Steinberg's compositions have been recorded by Marilyn McCoo & Billy Davis Jr, former Chicago lead singer Bill Champlin, Bob Cowsill, and others. He served on the board of the San Diego Symphony and performed "Take Me Out to the Ballgame" on the Fenway Park organ during Jimmy Buffett's concerts in 2004. He was part of a group that sang on the Dropkick Murphys' hit song, "Tessie," and had a cameo with Drew Barrymore in the Farrelly Brothers' hit film, "Fever Pitch."



Ed Weiss, Executive Vice President, Corporate Strategy, and General Counsel, Fenway Sports Group

Ed Weiss was named General Counsel of Fenway Sports Group ("FSG") in September 2009. In that capacity, Weiss has oversight of all legal matters for the companies in FSG's portfolio, including the Boston Red Sox, New England Sports Network (NESN), Fenway Sports Management (FSM) and the Liverpool Football Club of the English Premier League (acquired in 2010); he maintains offices both at Fenway Park and at NESN's headquarters. At the close of 2012, Weiss was also named Executive Vice President for Corporate Strategy, to reflect his broader business-related responsibilities within FSG.

Previously, Weiss had been Senior Vice President and Deputy General Counsel of Time Warner Inc. where he had been for over a decade. Weiss was responsible for all litigation, regulatory, and intellectual property issues across the company worldwide. He also handled Time Warner's significant antitrust issues, including any transaction and merger clearances, served as a key advisor on business and intellectual property issues related to digital content distribution, and maintained oversight of all FCC legal issues. Weiss had begun his tenure at Time Warner with Time Warner Cable in 1996, overseeing all litigation and antitrust matters for that cable operator. Before joining Time Warner, Weiss served as a commercial litigator at the law firm of Cravath, Swaine and Moore in New York City, NY, where he worked on many litigation and antitrust counseling matters. Immediately following law school, he served as a law clerk to the Honorable Jay C. Waldman, a federal judge in Philadelphia, PA, assisting with a wide variety of criminal and civil matters and participating in a number of jury trials.

A native of Norwood, MA, Weiss graduated magna cum laude from Harvard College in 1988, concentrating in History and Economics, and received his J.D. cum laude from the University of Pennsylvania Law School in 1991. At Penn Law, he was a member of the Law Review and served as its Managing Editor. During law school, he was a law clerk with Morgan, Lewis & Bockius in Philadelphia. He is currently a board member of Greater Boston Legal Services and the Roger Williams University Law School and is a trustee of Xaverian Brothers High School in Westwood (his alma mater) and the Newton Country Day School in Newton (where his two daughters attend).

Weiss resides in Weston, MA, with his wife, Susan, daughters, Nina (14) and Elizabeth (12), and son, Timmy (9).



Ron Bumgarner, Senior Vice President/Ticketing and Fenway Enterprises

Ron Bumgarner was named Senior Vice President/Ticketing and Fenway Enterprises in February of 2012, overseeing all ticketing, sales and service for the club, after serving as Senior Vice President/Ticketing from 2010-11. Previously, Bumgarner was the club's VP/Ticketing since January, 2006.

A veteran of 22 years in Major League Baseball, Bumgarner started his career with the Baltimore Orioles in 1991 in the sales and services departments. Under current Red Sox President/CEO Larry Lucchino, he was part of the team responsible for executing the relocation of season ticket holders from Memorial Stadium to Camden Yards and played a

key role in building a league-leading season ticket base of 28,000 full season equivalents and a waiting list of over 13,000. In addition to his success on the sales front, Ron designed and implemented many of the suite and premium package offerings at the new facility.

Bumgarner started with the San Diego Padres in 1995 as Assistant Director of Sales. In that role, he and his staff tripled the Padres' season ticket base, doubled the group sales attendance to more than 500,000 (3rd-best in MLB) and helped rebuild the Padres business and brand which became a model for small-market teams. Promoted to Director of New Ballpark Sales in 1999, Bumgarner was the architect of the new ballpark's sales plan, critical to securing financing for what is now Petco Park. He was instrumental in contributing to the design of many of the

Club Executives, Continued

park's unique features, including the development of seating "neighborhoods."

In 2003, Bumgarner joined Lucchino in Boston and has been instrumental in the club's record-breaking success from a business perspective, including an MLB and professional sports record of 820 consecutive sellouts and an attendance increase in seven consecutive seasons through 2009. Bumgarner has played a vital role in the club's approach to generate revenues through new, creative business initiatives. He has been a key force in the integration of new technology and analytics, the development of aggressive marketing campaigns, the increased emphasis on "non-baseball" events at Fenway Park, and the overhauled philosophies regarding fan interaction.

He and his wife, Jenny, have two daughters, Shelby and Stella.



Lawrence Cancro, Senior Vice President/Fenway Affairs

Larry Cancro has served as Senior Vice President/Fenway Affairs since 2003. The veteran of 36 years in Major League Baseball, including 29 years with the Red Sox, is responsible for government and neighborhood relations and concerts at Fenway Park. Cancro was Vice President of Sales and Marketing from January 1996-2003. He joined the Red Sox in 1985 as Director of Marketing and became Vice President of Marketing in February of 1990.

During Cancro's tenure in sales and marketing, the Red Sox set six club season attendance records. He started the Friendly Fenway fan program that resulted in fan favorites like "Sweet Caroline" and "Dirty Water." He was on the Red Sox 1999 All-Star Game Task Force and is the creator of Wally the Green Monster™.

Cancro is a member of the board of directors of the Greater Boston Convention and Visitors Bureau and serves as chairman of their sports advisory committee. He is on the advisory boards of the Boston University Athletic Department and the School of Medicine. He is also the President of the New England Chapter of Autism Speaks and is a member of the Board of Directors for Melmark-New England. Cancro currently serves on the Executive Council of the Mass Sports and Entertainment Commission.

In 2012 Larry was the recipient of the Boston University Arts & Sciences Distinguished Alumni Award and the Boston University Athletic Department Roger "Moose" Washburn Memorial Award.

He graduated from Boston University with a B.A. in psychology. In 1978, Cancro began his career in pro baseball with the Eastern League Jersey Indians and he joined the Atlanta Braves in 1979. He resides in Andover, MA with his wife, Luise. They have two daughters, Laura Marie and Lisa.



Steve Fitch, Senior Vice President/Chief Financial Officer

Steve Fitch enters his 20th season in Major League Baseball and 12th with the Red Sox. He is in his sixth year as Chief Financial Officer and Senior Vice President. Since joining the club in March, 2003, he has assumed numerous diverse leadership roles including VP of Human Resources, VP of Finance, and VP/Controller. He oversees all financial and accounting activities of the club, including cash management, payroll, budgeting, reporting, and taxation. He interacts with other senior executives to orchestrate organizational goals and to ensure that short and long term strategic initiatives are developed and implemented. Fitch is responsible for the club's risk management and banking needs, and works in conjunction with independent accounting and auditing firms and regulatory agencies to

ensure overall financial compliance.

Fitch also oversees multiple related entities and played an active role in the financial negotiations for JetBlue Park at Fenway South, the Red Sox spring training venue in Lee County, Florida. In addition, he serves as the Treasurer for the Fenway Park Living Museum Fund, Inc. He was instrumental in the establishment and start-up of the 501(c)(3) entity and leads all operational and financial activities.

Prior to joining the Red Sox, Fitch was the Executive Director of Finance for the San Diego Padres working under the leadership of CEO Larry Lucchino. His primary responsibilities were budgeting, financial statement reporting, staff management, MLB reporting, and club representative for the Diverse Business Partners Program. Additionally, he was actively involved with the initial financial and accounting set up for the Padres' downtown ballpark, Petco Park.

Fitch is a Michigan native and earned his Bachelor of Science degree from Central Michigan University. Prior to his career in baseball, he worked in public accounting before transitioning to the manufacturing and retail industries as a corporate controller. He has been a Certified Public Accountant since 1989 and is a member of the AICPA, Massachusetts Society of Certified Public Accountants, and the Michigan Association of Certified Public Accountants.

Fitch resides in North Reading with his wife, Sherry, and sons, Jack and Andrew.

Club Executives, Continued



Jennifer Flynn, Senior Vice President/Assistant General Counsel

Jennifer Flynn was named Senior Vice President/Assistant General Counsel in January, 2010. Entering her 14th season with the Red Sox, she is responsible for handling a broad range of legal matters relating to the club's day-to-day operations and its activities at Fenway Park, including negotiating arrangements with key business partners.

In addition to her role with the Red Sox, Ms. Flynn holds the position of General Counsel for Fenway Sports Management (FSM), the sales and marketing arm of Fenway Sports Group, the parent company of the Red Sox. In her role with FSM, she is responsible for negotiating arrangements relating to FSM's property representation and sponsorship sales business, and its new venture initiatives.

Ms. Flynn is also involved with other entities affiliated with Fenway Sports Group, such as its majority owned regional sports network, New England Sports Network (NESN). In her capacity with NESN, she handles negotiations for various content rights deals and provides counsel in connection with original programming initiatives. She also works closely with Fenway Sports Group's General Counsel on corporate legal matters relating to Fenway Sports Group and its affiliates.

Ms. Flynn grew up in Wellesley, MA, attended Wellesley High School and Frankfurt International School, and earned her bachelor's degree from Bowdoin College where she was a member of the varsity basketball and softball teams. She received her Juris Doctor from Boston College Law School and is admitted to the Massachusetts Bar. She also serves on the Board of Directors for Make-A-Wish Foundation of Massachusetts. In 2011, she was selected as a Forty Under Forty honoree by the Boston Business Journal, and was recently recognized as a 2014 Leader in the Law honoree by Lawyers Weekly.



David Friedman, Senior Vice President/Special Counsel

David Friedman is Senior Vice President/Special Counsel for the Red Sox and Senior Counsel for the club's parent corporation, Fenway Sports Group. He handles a variety of legal matters, including regulatory compliance issues and oversight of litigation, and assists with the club's interactions with Major League Baseball and other Major League teams on a variety of legal issues. Friedman also handles a range of legal and business matters for the Red Sox Foundation, and works on government affairs matters in conjunction with the club's Fenway Affairs department.

In addition to his legal department and Foundation roles, Friedman has handled a range of special projects for the club, including work on books and other elements of Fenway Park's 100th anniversary celebration in 2012, and creation of the Fenway Park Living Museum Fund, a new non-profit organization dedicated to preserving and displaying historic memorabilia and promoting public awareness and education about the history of Fenway Park.

Friedman previously served as First Assistant Attorney General for Massachusetts, where he advised A.G. Martha Coakley and managed an office of 490 staff, supervising all aspects of civil and criminal law enforcement and representation of state agencies. From 2003 to 2006, he served as Counsel and Chief Policy Advisor to Massachusetts Senate President Robert E. Travaglini, where he worked on the state's landmark health care legislation, economic development policy, and a broad range of other issues. Friedman also worked for several years in private practice at the law firm of Hill & Barlow, and as a law clerk to U.S. Supreme Court Justice John Paul Stevens, and federal appeals court Judge Michael Boudin.

Friedman is a graduate of Harvard College ('93), where he won the World Universities Debating Championship, and Harvard Law School ('96), where he was President of the Harvard Law review. He has served on several non-profit boards, including Zoo New England and the Commonwealth Shakespeare Company, and is a Lecturer at Harvard Law School, where he has taught courses involving government, management, and leadership issues. He lives in Newton with his wife, Jennie (an ophthalmologist), and their sons, Daniel, and Robbie.

Club Executives, Continued



Adam Grossman, Senior Vice President/Marketing and Brand Development,

Boston Red Sox & Fenway Sports Management

Adam Grossman serves as Senior Vice President, Marketing and Brand Development.

Grossman is charged with leading the marketing team in initiatives that strengthen the Red Sox' connection to its fans, building innovative tools to identify and track the rapidly changing interests of today's sports consumer, and devising creative new approaches to cultivate the next generation of fans.

Grossman oversees advertising, broadcast relationships, social media, fan clubs, content promotion, and fan segmentation analytics and research. Additionally, he and his team

support the club's ticket and sponsorship sales functions, providing information, insight, and ideas that help build effective ticket sales marketing programs and integrated corporate partnerships.

Under his leadership, the Red Sox have implemented a number of effective digital fan engagement initiatives designed to grow and enhance the team's relationship with its social communities. Over the past two seasons the Red Sox have increased the number of twitter followers by more than 200 percent, and Facebook fans by nearly 20 percent, through innovative social media campaigns such as last fall's #GetBeard campaign. The promotion culminated in "The \$1 Beard Night," which set a Fenway Park attendance record of 38,540.

Grossman also played a lead role in the planning and execution of a market segmentation research initiative designed to arm the team with the tools, resources, and new approaches to better understand and serve the Red Sox' unique fan base, while reaching previously untapped audiences.

Grossman began his career with the Red Sox in 2002 and was named Special Assistant to President and CEO Larry Lucchino in 2004. He was promoted to Vice President of Marketing in 2008.

Prior to his current role, Grossman served as Senior Vice President of Public Affairs at the Miami Dolphins of the National Football League (NFL) where he oversaw marketing and led the club's comprehensive rebranding effort in partnership with the NFL. During his tenure, the Dolphins eclipsed the 50,000-season ticket mark. Grossman also played a key role in integrating grassroots initiatives into the team's community and philanthropic endeavors, including "Touchdown for Life," Florida's largest one-day blood drive, and Dolphin Cycling Challenge, which raised more than \$1.5 million for cancer research in its first two years.

Grossman received a BA in Public Policy from Duke University in 2002, where he co-founded a student-led organization to improve all aspects of the Durham Bulls Youth League (DBYAL), and spearheaded a \$450,000 renovation project to refurbish two baseball fields in Durham's inner city. He also attended Harvard Business School's Program for Leadership Development, Executive Education in 2009.

Grossman currently serves on the board of the Mass Mentoring Partnership and is a mentor for Year Up. He is one of eight members selected to the 2014 Eisenhower Fellowships program, an organization chaired by General Colin L. Powell. He is also a three-time rider in the Pan Mass Challenge. Grossman and his wife, Candy, reside in Boston with their daughter, Stella.



Troup Parkinson, Senior Vice President/Corporate Partnerships

Troup Parkinson was promoted to Senior Vice President, Corporate Partnerships in February 2011 after three years as the Vice President of Client Services. From 2004 until 2008, Parkinson was the club's Director/Client Services. Prior to joining the Red Sox in 2002, Parkinson spent four years with Octagon Marketing working in various areas including event management, client relations, corporate consulting, sponsorship sales, and public relations.

In his current role, Parkinson heads up the club's corporate partnerships operation, securing new business, formulating local marketing strategies, and renewing corporate relationships.

He also continues to oversee the client services department, which includes managing relationships with all Red Sox limited partners, corporate sponsors, season suite holders, EMC Club members, Dugout Seat holders, and State Street Pavilion Club members.

In 2005, Parkinson worked on the creation/branding of both the EMC Club and State Street Pavilion Club while also designing the hospitality plan, benefit structure, and overall client experience. He was instrumental in the seat relocation and sales process for the EMC Club and SSP Club from the former .406 Club during the 2005 off-season.

In the winter of 2006, the club began a two-year project focused on the renovation of all 45 season suites. Parkinson and his staff spearheaded the sales effort and also developed the hospitality plan. He attended St. Lawrence University in Canton, NY where he earned a bachelor's degree in Sociology in 1998. Parkinson and his wife, Alexandra, reside in Wellesley, MA with their three children, Oscar, Fletcher, and Hilary.

Club Executives, Continued



Allard Baird, Vice President/Player Personnel

Allard Baird, Red Sox Vice President, Player Personnel, continues to be a key voice on all player personnel decisions for the club. In 2011, he served as Vice President, Player Personnel/Professional Scouting, overseeing the Red Sox professional scouting department in addition to his player personnel responsibilities. Previously, Baird was Assistant to the General Manager, a position he held since November 1, 2006. In that role, he ran the pro scouting operation, and served as an advisor to Executive Vice President/General Manager Theo Epstein on all facets of the club's baseball operations. Baird was a special assignment scout for major and minor league coverage as well as the amateur draft.

Baird, 52, joined the Boston organization in July, 2006 as a special assignment scout. He served as Senior Vice President and General Manager of the Kansas City Royals from June 2000-May 2006, the fifth GM in franchise history. In October of 2012, Baird was inducted to the Southern Arkansas University Sports Hall of Fame. He was also inducted into the Sports Hall of Fame of his hometown, Rochester, NH, in May of 2005. In 2003, the Negro Leagues Baseball Museum named him the recipient of the Rube Foster Award, as the American League Executive of the Year. Baird was also a member of the Baseball Olympic Selection Committee for the 2000 Gold medal-winning team.

Overall, Baird spent 18 years with the Royals beginning as a minor league hitting coach and infield instructor in 1988. He then served as Territorial Scouting Supervisor for the organization in Florida from 1990-92, and as National Scouting Cross-Checker from 1993-1997, when he was appointed Special Assistant to the General Manager. In 1998, he was appointed Assistant General Manager. During his scouting tenure, he was responsible for signing outfielder Johnny Damon.

Prior to joining the Royals, Baird served as head baseball coach at Broward (FL) Community College for two years after beginning his coaching tenure in 1985 as an assistant at Southern Arkansas University, where he also played. Baird, a Rochester, NH, native, makes his home in the off season in Miami, FL, with his wife, Julie.



Marcell Bhangoo, Vice President/Client Services

Marcell Bhangoo was promoted to Vice President/Client Services in 2013. In her role, she oversees the areas of sponsor services and premium services at Fenway Park, including all season suite holders, EMC Club members, State Street Pavilion Club members, and dugout seat holders. Bhangoo also manages relationships with Red Sox limited partners. Embarking on her 17th season with the Red Sox, Bhangoo previously held the title of Director of Client Services, and managed the ticket office, ticket sales, and the ticket services team. During her time as Ticket Services Manager, she spearheaded record-breaking sales efforts from 2000-06, and played a vital role in structuring organization-wide customer service efforts. No stranger to customer service roles, Bhangoo began her tenure with the Red Sox in 1998 as an intern in the premium service areas of Fenway Park.

Bhangoo was a founding member of the Boston Red Sox Diversity Committee which works to promote diversity within and outside the organization. She also served as a founding member of the Whittier Street Health Center Foundation Board in 2011. In addition, Bhangoo currently is an active committee member of Room to Grow, a non-profit organization dedicated to enriching the lives of babies born into poverty. A graduate of Simmons College, Bhangoo resides with her husband, Raj, and daughters, Emma and Maia in Wellesley, MA.

Club Executives, Continued



Richard Beaton, Vice President/Ticketing

Richard Beaton was promoted to Vice President/Ticketing in February 2010 after serving as the team's Director/Ticketing since 2003. He oversees the ticket operations and services departments - responsible for the sale, service, distribution, and reconciliation of all tickets sold for any event held at Fenway Park and at the team's spring training facility - JetBlue Park. He also serves as the club's primary liaison to its ticket system provider Tickets.com. A veteran of 29 years in Major League Baseball, all with the Red Sox, Beaton began his career with the club as a ticket seller and quickly became the team's ticket office manager, a role in which he served for many years.

During his tenure, Beaton has played an integral role in improving and revamping the fan ticket sale experience and access to tickets by introducing conveniences such as digital ticketing, print-on-demand will call, ticket kiosk technology, and also pioneered several new online sale initiatives and protocols now commonly used as industry standard by other teams. In addition, he has helped orchestrate and design some of the physical improvements in and around Fenway Park including ticket office refurbishing projects, the addition of ticket windows at the gates for game day use, and managing a number of seating configuration changes. He also collaborated with other club officials to help shape the design and operational aspects of the Red Sox Spring Training facility (JetBlue Park) at the Fenway South Player Development Complex in Fort Myers, Florida.

Under Beaton's stewardship, the team has sold 74 million tickets. By planning and executing a disciplined and detailed course/inventory management protocol, he and the entire ticketing department have played an instrumental role in guiding the team to an all-time major league record of 820 consecutive sellouts at Fenway Park (including postseason) dating back to May, 2003. Beaton has prepared and reported the Red Sox game attendance figure for nearly every regular season and postseason home game since 1988.



Carrie Campbell, Vice President/Sales & Service for Fenway Enterprises

Carrie Campbell was named Vice President of Sales & Service for Fenway Enterprises in February, 2013, after serving as Director of Sales & Service from 2010-2012. Her role includes the year-round marketing, booking, and planning of private and public events at Fenway Park. Campbell's more than 20 years of sales, catering, and event management experience has helped grow the business by 80 percent in just three years making Fenway Park a first class private event destination in New England and among Major league Baseball parks.

Prior to joining the club, Campbell worked at the Boston Harbor Hotel, a five-star luxury hotel on Boston's waterfront where she was a key member of the executive team for six years and held the titles of Director of Catering, and Director of Sales & Marketing. In that role, Campbell focused on creating and sustaining a service culture, customer satisfaction, and driving both guest room and catering revenue. She was responsible for the sales, service, and marketing efforts as well as training, developing, and motivating a team of 14 managers. Earlier in her career, she served as the Director of Catering at the Fairmont Copley Plaza Hotel for six years where she handled high-end political, corporate, and non-profit events. Campbell also has significant experience in liaising with top donors and spearheading the planning and coordination of annual golf tournaments, fundraisers, and charity walks. From her first industry job at The Hampshire House, to the Landmark Boston Harbor Hotel, to our beloved Fenway Park, Campbell has demonstrated her passion for "distinctly Boston" properties with a sense of place and history.

She and her husband, Peter, have two daughters, Madeleine and Julia.



Mike Hazen, Vice President/Assistant General Manager

Mike Hazen was promoted to Vice President/Assistant General Manager in November 2011. In his role, he assists EVP/General Manager Ben Cherington in several areas of major league operations, including player acquisitions, player evaluation, contract negotiations, major league, and pro scouting. For the 2011 season, Hazen served as the club's Vice President, Player Development and Amateur Scouting, where he supervised both the organization's farm system, and amateur scouting. Previously, he spent five seasons as the club's Director of Player Development beginning in February 2006, which followed five years with the Cleveland Indians organization. Hazen took over as Cleveland's Assistant Director of Player Development in September 2003 after coordinating and overseeing the club's major league advance scouting from 2001-02, and serving as the Indians Assistant Director of Professional Scouting in 2003. The Abington native played four years of varsity baseball at Princeton University and was a first-team All-Ivy League outfielder in 1997 and 1998. A 31st-round draft pick by the Padres in 1998, Hazen played two minor league seasons before joining the Indians' scouting department.

Hazen lives in Westwood with his wife, Nicole, and sons Charlie, John, Teddy, and Sam.



Sarah McKenna, Vice President/Fan Services and Entertainment

Sarah McKenna was named Vice President of Fan Services and Entertainment in January of 2008. She is responsible for Fan Services, which includes the Fenway Ambassadors, as well as game entertainment, and team-related special events. Sarah joined the Red Sox on March 1, 2002 as the Director of Fan Services and was promoted to Vice President in 2008. Her work has helped set new standards in the club's relationship with its fans.

A five-time Emmy winner, she oversees the club's award-winning television and video production department, Red Sox Productions. Her responsibilities include the design and programming of in-park entertainment, the creation of video content for the Red Sox' social media platform, and the production of the team's weekly television program, "The

Red Sox Report," on NESN. The Fenway Ambassadors, which she helped establish in 2002, are a proactive goodwill troupe that provides extraordinary customer service with innovative personal touches.

In 2013, Sarah oversaw the creation of the Jimmy Fund Chorus as part of the Red Sox' 60-year relationship with the Jimmy Fund. She was also co-producer of the ceremonies on April 20, which recognized the Boston Marathon tragedy five days earlier.

In 2012, she was responsible for overseeing the club's efforts to celebrate the 100th anniversary of Fenway Park, a year-long celebration that included books, a documentary partnership with National Geographic, and the creation of a musical score with America's greatest composer, John Williams, and the Boston Pops. She was also instrumental in establishing Fenway Park as a Living Museum and in producing the ceremony that welcomed back more than 200 Red Sox Alumni on April 20.

McKenna started her baseball career with the Portland Rockies of the Northwest League. Before joining the Red Sox, she was the Government Relations Manager for the San Diego Padres. A native of Springfield, MA, she earned her B.S. from Providence College and lives in Hull, MA, with her husband Bill, daughter Jameson, and son, Angus.



Brian O'Halloran, Vice President/Assistant General Manager

Brian O'Halloran was named Vice President/Assistant General Manager in November, 2011. He assists EVP/General Manager Ben Cherington in major league operations, including player acquisitions, contract negotiations, roster management, financial analysis, MLB rule compliance, and the day-to-day management of the baseball operations department. O'Halloran was previously Vice President/Baseball Operations in 2011 and Director of Baseball Operations from 2006-10. He joined the Red Sox as Baseball Operations Assistant in 2002. Prior to that, he served as an intern in baseball operations with the San Diego Padres.

The Weymouth, MA, native has a BA from Colby College and an MBA from UCLA. Before working in baseball, he spent two years in Tbilisi, Republic of Georgia, studying ethnic conflict, and three years in Moscow, Russia, supervising business operations for an international logistics company. O'Halloran is fluent in Russian and Georgian. He lives south of Boston with his wife Jean, sons Sean and Sam, and daughter, Abby.



Mark Solitro, Vice President/Controller

Mark Solitro joined the Red Sox in June 2009 and was named Vice President and Controller in February 2011. He currently manages the daily operations of the accounting department, and oversees financial statement reporting, taxation, planning, and forecasting.

Prior to joining the Red Sox, Solitro served as Vice President, Finance and Chief Financial Officer for several successful software and high-tech companies in both public and private markets. A veteran of 20 years in the field of finance and accounting, he has a successful track record of building top-tier finance organizations. Solitro began his career in public accounting with PricewaterhouseCoopers LLP where he earned his CPA.

Solitro grew up in Worcester, MA and earned his Bachelor's Degree from the Wallace E. Carroll School of Management at Boston College where he graduated summa cum laude. He and his wife, Heather, currently reside in Bedford, MA with their three children, Francesca, Christina, and Nicholas.

Club Executives, Continued



Elaine Weddington Steward, Vice President/Club Counsel

Elaine W. Steward was appointed Vice President and Club Counsel on March 7, 2002. Steward works on a variety of issues including employment, litigation, licensing, and stadium improvements.

Steward joined the Red Sox in July, 1988, as associate counsel and was named assistant general manager in January, 1990, where she worked directly with former Red Sox General Managers Lou Gorman and Dan Duquette on baseball issues. She was named legal counsel in February, 1995, while continuing with her responsibilities as assistant general manager, and appointed Vice President on January 30, 1998.

A New York City native, Steward graduated with honors from St. John's University in 1984 with a B.S. in Athletic Administration. While attending St. John's, she served as an intern in the New York Mets public relations department and was a member of the St. Vincent's College Honor Society. She was a recipient of the Jackie Robinson Foundation Sports Management scholarship.

Upon graduation from St. John's University School of Law in 1987, Steward was an intern in the Office of the Commissioner of Baseball through the Executive Development program. She was admitted to the New York State Bar in April of 1988, and is a member of the American Bar Association. Steward was selected as one of the Ten Outstanding Young Leaders of Boston, and was elected into the YWCA Academy of Women Achievers. In addition, she has received the Outstanding Alumna Award from the St. John's University Black Alumni Association. Steward is a recipient of the St. John's University President's Medal and is featured in the National Baseball Hall of Fame Women in Baseball exhibit in Cooperstown, New York.

Elaine and her husband, Charles, are the parents of three daughters.



Amy Waryas, Vice President, Human Resources

Amy Waryas joined the Red Sox in November 2011 as the Vice President of Human Resources. Her responsibilities include organizational and leadership development, recruiting, compensation, benefits, diversity, employee relations, and training for the Red Sox and Fenway Sports Management.

Waryas began her career with General Electric as a recruiter and trainer, and has since worked in a variety of industries, including manufacturing, consumer packaged goods, publishing, and software. She has worked with companies of varying sizes, from Fortune 10 to a software start-up, where she built the HR function and department from the ground up.

Prior to joining the Red Sox, Waryas served as Director of Human Resources for The Boston Beer Company, Inc., maker of Samuel Adams beers, where she led the human resources department and was a key member of the executive management team. In that role, Waryas focused heavily on creating strong organizational development programs and enhancing the company's culture.

Waryas holds a bachelor's degree from Vanderbilt University and a master's degree in Industrial/Organizational Psychology from UNC-Charlotte. A native of the Boston area, she grew up in Sudbury, MA. She and her husband, Keith, currently reside in Holliston, MA, with their two children.



Tim Zue, Vice President/Business Development, Boston Red Sox & Fenway Sports Management

Tim Zue was named Vice President/Business Development, Boston Red Sox & Fenway Sports Management in February of 2013. He began his career with the Red Sox in 2003 as a business analyst to help provide financial and analytical support for the various business related operations of the team. Over the past 11 seasons, Zue has helped the club evaluate various business decisions such as the impact of Fenway Park renovations, setting ticket prices, and several new business ventures. In addition, last season he led the research, design, and implementation of the Red Sox Rewards Loyalty program for Season Ticket Holders.

When Fenway Sports Management (FSM) was formed in March of 2004, Zue served in a similar role, helping evaluate the financial impact of a host of opportunities presented to FSM. More recently, as a Senior Vice President, he oversees the Business Operations department which includes the Consulting & Events and FSM Ventures divisions. Under Zue's direction, the Fanfoto concept expanded from three teams to more than 30, and he led the effort to create a joint venture with Sharp Shooter Imaging to further expand the business. Since its creation in 2006, Red Sox Destinations, the FSM subsidiary that serves as the official travel provider of the Red Sox, has taken more than 15,000 fans on more than 150 different road trips to numerous ballparks throughout the country, including a trip to Tokyo, Japan in March of 2008. Zue also oversees similar fan road trip programs for the Chicago Cubs, Texas Rangers, Washington Nationals, and Cleveland Indians as well as the Red Sox Fantasy Camp and Youth Baseball Summer Camps programs and the Salem Red Sox, the advanced Class-A affiliate of the Red Sox that was acquired by FSM in 2007.

Club Executives, Continued

Zue received a Bachelor's Degree in Mechanical Engineering from MIT in 1999, where he won a robotics design contest and competed in an international robotics design competition in Tokyo. Prior to joining the Red Sox and FSM, he worked for Bain & Company in Boston as an associate consultant. He also taught in the Boston Public School system for four years.

Zue, a native of Winchester, MA, currently lives in Lexington with his wife, Nicole, their daughter Adelyn, and their English bulldog, Henry.



Richard Bresciani, Vice President/Emeritus and Team Historian

Dick Bresciani was named Vice President, Team Historian in 2009 after serving as Vice President/Publications and Archives since 2003. Previously he was Vice President of Public Affairs, and Vice President of Public Relations since August, 1987. Bresciani, who joined the Red Sox in May of 1972 as assistant public relations director, became publicity director in 1978, and public relations director in 1984.

Bresciani oversees the club's historical archives and alumni, coordinates the selection of the annual national Tony Conigliaro Award recipient as well as the Red Sox Hall of Fame selection committee, and assists in the production of Red Sox publications. He is the club's liaison to the BoSox Club, the Red Sox official booster club, and is on the Board of Directors of the Cape Cod Summer Baseball League. He was chairman of the Red Sox Task Force Committee for the 1999 All-Star Game.

Bresciani was inducted into the Cape Cod League Hall of Fame in 2001, and in 2003 was inducted into the UMass Athletic Hall of Fame. He is on both Hall of Fame selection committees. In 2006, Bresciani was inducted into the Red Sox Hall of Fame and also into the New England Italian-American Sports Hall of Fame. He was the recipient of the Boston Press Photographers Association's Sports Personality Award in 2007.

In 1997, he received the Robert O. Fishel Award for Public Relations Excellence in Major League Baseball. In 1998, Bresciani received an "Award of Distinction" from the Massachusetts Baseball Coaches Association for "significant contributions to the development of the youth of the community."

A graduate of Hopedale (MA) High School and the University of Massachusetts with a degree in journalism, Bresciani received the University's Alumni Award for Professional Excellence in 1994. He received the BBWAA "Good Guy" Award in 1987, the 1989 Brad Jernegan Award from the BoSox Club and the New England Intercollegiate Baseball Coaches Association's Distinguished Service Award in 1990.

Before joining the Red Sox, Bresciani was assistant sports information director at UMass for 11 years. He was also the director of public relations and statistics for the Cape Cod Summer Baseball League from 1967-71. He and his wife, Joanne, reside in Wellesley, MA.



Bill James, Senior Advisor/Baseball Operations

A baseball writer since 1975, Bill James joined the Red Sox as a Senior Baseball Operations Advisor in November, 2002. He works with senior management and the baseball operations department to provide research and analysis of special projects, player contracts, and on-going concerns.

The author of the annual Baseball Abstract from 1977 through 1987, James came to national prominence as a result of a Sports Illustrated article published in June of 1981. He is the author of more than 30 baseball books and the creator of the popular statistical summary, The Bill James Handbook, now published annually by ACTA Sports. His other contributions to the sport include the concepts of Runs Created (an estimate of the number of runs each hitter has contributed to his team), Sabermetrics (the effort to replace conjecture and speculation about issues of concern to baseball fans with objective and verifiable knowledge), Win Shares (an estimate of each player's contribution to his team's win total) and Secondary Average (a way of summarizing the other things that a player does to create runs, other than hit for average).

James lives in Lawrence, Kansas, with his wife of 35 years, Susan McCarthy.

Club Executives, Continued



Jeff White, Financial Advisor to the CEO

Jeff White, who has worked for the Red Sox since 2002, is responsible for advising the club's ownership and management on a variety of industry and team financial issues, including revenue sharing and Boston area real estate operations. He also serves as Treasurer of the Red Sox Foundation, and is a limited partner in the organization's minor league franchise in Salem, VA.

White also worked for the Tampa Bay Rays from 2002-07. From 1991-2002, he served under Commissioners Vincent and Selig as Chief Financial Officer of Major League Baseball. He structured the first industry credit line, built the financial reporting system for MLB, and developed MLB's current facilities. He worked on industry task forces and committees on revenue sharing, the introduction of the Wild Card, and the expansion of playoffs.

Previously, White spent 12 years at CBS, last serving as Vice President of Finance for CBS News. After CBS, he was the CFO for Broadcast Music, Inc. (BMI), and then President of Child Growth and Development, an educational toy company. Outside of baseball, he has served as a board member and Chairman of the Audit Committee for a publicly listed company. White and his wife, Susan, also breed and race thoroughbreds in California.

For many years, White served as the Treasurer of the Baseball Assistance Team (BAT) working with Joe Garagiola, Ralph Branca, and the Board in building an endowment for the group's charitable efforts. He now serves as Treasurer of the Friends of Teddy Ebersol Red Sox Fields. He is a Trustee of Suffield Academy, and Chairman of Westport (Connecticut) Baseball & Softball. White is a graduate of the University of Southern California (BA), Northwestern's Kellogg School of Management (MBA), and the University of San Francisco School of Law (JD). He is a member (inactive) of the California Bar. He and his wife have three grown children, Erin, Sean, and Colleen.



Pedro Martinez, Special Assistant to the General Manager

Pedro Martinez was named Special Assistant to the General Manager in January of 2013. Martinez, a three-time Cy Young Award winner and eight-time All-Star, assists EVP/General Manager Ben Cherington in a variety of areas of major league operations including the evaluation, mentorship, and instruction of young players throughout both spring training and the regular season.

An 18-year major league veteran, Martinez, 42, spent seven years with the Red Sox from 1998-2004 in which he went 117-37 with a 2.52 ERA in 203 games. In addition to owning the franchise's highest career win percentage at .760, he ranks third in Red Sox history in strikeouts (1,683), sixth in wins, and seventh in ERA. Martinez was an integral part of the 2004 Red Sox club that brought a World Series title to Boston for the first time since 1918.

Over his entire major league career, Martinez posted a record of 219-100 with a 2.93 ERA in 476 games for the Dodgers (1992-93), Expos (1994-97), Red Sox, Mets (2005-08) and Phillies (2009). He led all major league pitchers in ERA on five occasions, which included each of his first four seasons in Boston, in addition to 1997 with Montreal. He topped all American League pitchers in strikeouts in three years, all with the Red Sox, 1999 (313), 2000 (284) and 2002 (239). Born in Manoguayabo in the Dominican Republic, Martinez is the country's all-time leader in winning percentage (.678) and strikeouts (3,154), and ranks second only to Hall of Famer Juan Marichal in wins and ERA.



Jason Varitek, Special Assistant to the General Manager

Jason Varitek was named Special Assistant to the General Manager in September of 2012. In his role, Varitek, a two-time World Champion with the Red Sox in 2004 and 2007, assists EVP/General Manager Ben Cherington in major league personnel decisions, evaluations, and the mentorship and instruction of young players.


Over the course of his 15-year major league career (1997-2011), which was spent entirely with Boston, Varitek, 41, appeared in 1,546 games for the Red Sox, ninth-most in club history, and holds the franchise record for games caught with 1,488. Following Hall of Famers Carl Yastrzemski (23 seasons), Ted Williams (19 seasons) and Jim Rice (16 seasons), Varitek is the fourth-longest tenured Red Sox player ever to have never appeared for another major league club. Selected as the 18th full-time captain in Red Sox history on December 24, 2004, Varitek holds the distinction of catching a major league-record four no-hitters, all from different pitchers.

A three-time American League All-Star, Varitek finished his major league career with a .256 batting average with 193 home runs and 757 RBI. He ranks second all-time in club history in postseason games (63), at-bats (228), runs scored (37) and hits (54), and is third in RBI (33). Varitek became the first Boston catcher ever to win a Silver Slugger Award in 2005, the same year in which he won a Gold Glove Award.

Jason Varitek lives in Suwanee, GA with his wife, Catherine, and daughters Alexandra, Kendall, Caroline and Liv.

The Red Sox Remember

We were saddened to hear of the passings of the following members of the Red Sox family who passed away in the last year:



JIM BURTON, 64, former left-handed pitcher, on 12/12/13 in Charlotte, NC. In 29 games with Boston in 1975, Jim went 1-2 (39 K, 19 BB, 30 R, 17 ER, 53.0 IP). He pitched in Game 7 of the 1975 World Series vs. Cincinnati. He also appeared in one game in 1977 with the Red Sox (3 K, 2.2 IP).



RUDY MINARCIN, 83, former right-handed pitcher, on 10/15/13 in Cabot, PA. In 1956-57, Rudy appeared in 29 games for Boston (54.1 IP) and compiled a 1-0, 4.14 record.



LORRAINE LEONG ALLAM, 53, executive administrative assistant to former Red Sox general manager Dan Duquette from 1995-2003, on 10/4/13 in Bellingham, MA.



DAN OSINSKI, 79, former right-handed pitcher, on 9/13/13 in Sun City, AZ. In 1966-67 with the Red Sox, Dan went 7-4 with a 3.09 ERA in 78 games (131.0 IP). He was a member of the 1967 "Impossible Dream" Red Sox team making appearances in World Series Games 3 and 7.



JACK HARSHMAN, 86, former left-handed pitcher, on 8/17/13 in Georgetown, TX. Jack appeared in eight games (24.2 IP) with Boston in 1959 compiling a 2-3, 6.57 record.



BORIS "BABE" MARTIN, 93, former catcher, on 8/1/13 in Tucson, AZ. In two years with the Red Sox (1948-49), Babe appeared in eight games, going 2-6.



FRANK CASTILLO, 44, former right-handed pitcher, on 7/28/13 in Bartlett Lake, AZ. Frank pitched for Boston in 2001-02 appearing in 64 games (49 GS) and again in 2004 making two appearances with the club. Overall, he went 16-24-1 with a 4.66 ERA and 201 strikeouts in 301.0 IP.




GEORGE SCOTT, 69, former first baseman, on 7/28/13 in Greenville, MS. In two stints with Boston (1966-71, 1977-79), George played in 1,192 games, hitting .257 with 154 HR and 562 RBI. He earned three Gold Gloves with the Red Sox (1967-68, 1971) and five with the Milwaukee Brewers (1972-76). He ranks among all-time Red Sox leaders at first base in several defensive categories. In his rookie 1966 season, George hit 27 HR with 90 RBI in 162 games, second-most by a Red Sox player in his first year behind Ted Williams. In the Impossible Dream 1967 season, George hit .303 with 82 RBI in 159 games and appeared in the World Series vs. the Cardinals. In 1977 with Boston, he hit 33 HR to lead all AL first basemen.

The Red Sox Remember, Continued



MATT BATTS, 91, former catcher, on 7/14/13 in Baton Rouge, LA. Signed by the Red Sox in 1942, Matt spent five years in Boston (1947-51) hitting .272 (152-558) in 199 games.



ELLIS "COT" DEAL, 90, former right-handed pitcher, on 5/21/13 in Oklahoma City, OK. Cot appeared in nine games with Boston in 1947-48 going 1-1 in 16.2 IP.



GRADY HATTON, 90, former third baseman, on 4/11/13 in Warren, TX. Grady appeared in 230 games with Boston from 1954-56 hitting .262.




DAVE O'HARA, 86, former longtime sportswriter and editor with the A.P., on 4/10/13 in Winter Haven, FL. During his impressive 50-year career in Boston and Milwaukee, Dave covered every major sports event from the World Series, football, hockey and basketball championships, world title boxing bouts, the Rose Bowl and the Cocoanut Grove Fire. The Dave O'Hara Award for excellence in journalism, given to a writer with long and meritorious service, was established by the BBWAA in 1993 in his honor.



BOB SMITH, 83, former left-handed pitcher, on 4/1/13 in Augusta, GA. Bob was drafted by the Red Sox and made his big league debut on 4/29/55. In his only appearance for Boston, he went 1.2 IP (1 H, 1 K, 1 BB).



BOB TURLEY, 82, former right-handed pitcher, on 3/30/13 in Atlanta, GA. Bob ended his 12-year ML career with Boston in 1963 appearing in 11 games (1-4, 41.1 IP). He served as a Red Sox pitching coach in 1964.



TOM BORLAND, 80, former left-handed pitcher, on 3/2/13 in Stillwater, OK. Tom appeared in 27 games for Boston in 1960-61 and went 0-4.



JOHN REILLY, 88, former Red Sox vice president and employee for nearly 50 years, on 12/22/12 in Canton, MA.



Coaching Staff

JOHN FARRELL 53

Coaching
Staff

Full Name: John Edward Farrell
Opening Day Age: 50 (Turns 51 on August 4)
Born: August 4, 1962 Monmouth Beach, NJ
Resides: Westlake, Ohio
Major League Coaching Career: Pitching Coach,
 Boston Red Sox (2007-10); Manager,
 Toronto Blue Jays (2011-12); Manager,
 Boston Red Sox (2nd Season)



MANAGER

Managerial/Coaching Career

- 2013 marked his 1st season as Red Sox manager, the 46th skipper in club history...Returned to BOS where he was the Sox pitching coach for 4 seasons from 2007-10.
- Finished 2nd in 2013 American League Manager of the Year voting with a total of 96 points behind CLE's Terry Francona (112 points)...Received 12 first-place votes, 10 second-place votes, and 6 third-place votes.
- Named AL Manager of the Year by *The Sporting News*, and MLB Manager of the Year by the Boston Chapter of the BBWAA.
- Led the Sox to a 97-65 record (.599), tied for tops in the majors with St. Louis, and the AL East Division championship.
- Became just the 2nd Red Sox manager to lead Boston to at least a share of MLB's best record in his 1st year at the helm, along with Jake Stahl in 1912...Is the 4th Sox manager to bring home the AL's best record in his 1st season with the club, along with Stahl, Ed Barrow in 1918, and Dick Williams in 1967...97 wins trailed only Stahl (105, 1912) and Francona (98, 2004) for the most under a 1st-year Sox manager.
- Among managers spending a full season in their 1st year at the helm with a team, became the 1st to take a share of the top major league record since Bill Virdon with the Pirates in 1972 (Elias).
- Was just the 7th manager to lead the Red Sox to the postseason in his 1st year at the helm, joining Jake Stahl (1912), Ed Barrow (1918), Dick Williams (1967), Joe Morgan (1988), Kevin Kennedy (1995), and Francona (2004)...Was the 4th to advance and win the World Series along with Stahl, Barrow, and Francona.
- Was ejected twice during the 2013 season (6/24 at DET, 2B umpire Mike DiMuro; 7/29 vs. TB, HP umpire Jerry Meals)...Has been ejected 7 times in his career as a manager and twice as BOS' pitching coach.
- With an 8-2 victory on 4/11/13 at Yankee Stadium, became the 1st Red Sox skipper to win his managerial debut on Opening Day since Jimmy Williams in 1997.
- Guided BOS to a 60-40 mark in its first 100 games of the 2013 season, just the 2nd manager in the last 60 years to win at least 60 of his first 100 decisions at the helm of the Red Sox, joining Kevin Kennedy (61-39 in 1995) (Elias).
- Is just the 3rd Sox manager who had a previous pro career as a pitcher...Joins Cy Young, who served as player/manager for the first 6 games of the 1907 season, and Joe Kerrigan, who skippered the last 43 games of 2001.
- Acquired from the Blue Jays on 10/21/12 and agreed to a 3-year contract that will run through 2015...As compensation to TOR, to whom he was under contract through 2013, the Red Sox sent SS Mike Aviles and received in return RHP David Carpenter...Became the 7th manager in major league history acquired by a club while under contract to another.
- Under his guidance, TOR finished 81-81 (.500) in 2011 and 73-89 (.451) in 2012...Named as the 12th manager in the Blue Jays' history on 10/25/10.
- While at the helm, TOR stole 131 bases in 2011 and 123 in 2012, its highest marks in 10 years (since the club's 123 in 2002)...The 2-year total, 254, marks the 4th most in the American League during that span.
- His 2011 Blue Jays club went 11-0 in extra-inning games at home...They became the 1st team to win at least 10 extra-inning games at home without a loss since 1901.
- Selected as a coach on the 2011 All-Star Team by American League skipper Ron Washington.
- Is 1 of 5 members from the 1988 Indians to go on to manage in the majors, along with Bud Black, Francona, Charlie Manuel (hitting coach), and Ron Washington...Joins Black as the only former professional pitchers currently managing in the big leagues.
- During his tenure as Red Sox pitching coach from 2007-10, the staff held opponents to an AL-low .254 AVG, led the league in strikeouts (4,771), and posted the 3rd-best ERA in the AL at 4.11 (2,637 ER/5,778.1 IP)...The Sox reached the postseason in each of his first 3 seasons in BOS and won a World Series Championship in 2007.
- Under his tutelage, both Clay Buchholz and Jon Lester were named All-Stars in 2010.



John Farrell, Continued

John
Farrell

🔴 The Red Sox led the AL in strikeouts twice while he was guiding the staff, with 1,185 in 2008 and 1,207 in 2010... The club's 1,230 strikeouts in 2009 ranked 2nd among AL leaders and are the 2nd-highest single-season total in franchise history.

🔴 In his 1st year as BOS's pitching coach in 2007, Sox hurlers led the American League with a 3.87 ERA (618 ER/1,438.2 IP), 2nd in the majors only to the Padres 3.70 mark.

🔴 Spent 5 years as Director of Player Development for the Indians from November 2001-November 2006...In that role, oversaw all elements of the club's player development system, including the organization's 6 minor league affiliates and the Latin American programs in Venezuela and the Dominican Republic...Also supervised the signing of all minor league free agents while assisting in major league player acquisitions.

🔴 On his watch, CLE earned "Organization of the Year" honors in 2003 and 2004 from *USA Today's Sports Weekly* and was named by *Baseball America* as the top farm system in 2003.

🔴 Served as assistant coach/pitching & recruiting coordinator at his alma mater, Oklahoma State University, for 5 seasons from 1997-2001...With the Cowboys, instilled new disciplines and methods into the program and mentored 14 pitchers that were drafted or signed as non-drafted free agents at the professional level, including 1999 National League Rookie of the Year Scott Williamson...Completed his bachelor's degree at OSU in 1996.

Playing Career

🔴 Selected by CLE in the 2nd round of the 1984 June Draft...Right-hander pitched in 116 major league games (109 starts) over an 8-year career with the Indians (1987-90, 1995), Angels (1993-94), and Tigers (1996)...Went 36-46 with a 4.56 ERA (354 ER/698.2 IP).

🔴 Tallied a 28-25 record with 12 complete games and a 3.86 ERA (209 ER/487.1 IP) in 72 games (70 starts) over his 1st 3 big league seasons from 1987-89...Won a career-high 14 games in 1988 and had a 3.63 ERA (84 ER/208.0 IP) in 1989, when he made a career-high 31 starts.

🔴 Hampered by injuries the remainder of his playing career...Missed entire 1991 and 1992 seasons with right elbow problems.

Personal

🔴 Married to Sue...The couple has 3 sons, all of whom are involved in baseball: Jeremy is an infielder in the Pirates system, Shane is as an amateur scouting assistant with the Cubs, and Luke is a pitcher in his senior season at Northwestern University...Also has a grandson, Kason.

🔴 Played 4 seasons of baseball at Oklahoma State University (1981-84)...Compiled an 11-2 mark with 2 saves and a 3.01 ERA his senior season, earning All Big-Eight Conference honors.

🔴 Pitched for the Cape Cod Baseball League's Hyannis club in 1982.

🔴 Graduated from Shore Regional (NJ) High School in 1980...Lettered in baseball and basketball.

IN THE COMMUNITY

Since re-joining the Red Sox as manager in October of 2012, John has been actively involved in the club's community outreach...Participated in the Fort Myers "Days of Service," stuffing backpacks with food for children at Treeline Elementary School in the Spring of 2013...Was involved in the Champions of Mentoring breakfast and the Covidien community service day...Attended the SABR seminar benefitting the Jimmy Fund, the Lee County Boys & Girls Club Dinner and the Boys & Girls Club of Collier County Youth of the Year event...Was honored at the North End Athletic Association Awards Dinner...Spent time visiting with victims of the Boston Marathon bombings in the hospital...Also attended the Positive Coaching Alliance at Fenway Park and hosted a lunch for the winner of the Stand Up to Cancer auction...The Monmouth Beach native traveled with members of the front office to Union Beach, NJ in December of 2012 to help those whose homes were devastated by Hurricane Sandy...He also worked with the group to put on a holiday party at the Church of the Precious Blood in Monmouth Beach, where he is a member...Visited with patients at Boston Children's Hospital and the Jimmy Fund as part of the Sox Holiday Caravan and met with fans at the Fenway Park Holiday Fest and Christmas at Fenway event...Selected as the 2009 recipient of the Red Sox Good Guy Award from the Boston Chapter of the BBWAA...Served as a spokesperson for the Mass Mentoring Program during his 1st stint with BOS from 2007-10 and took part in several events that benefitted the Red Sox Foundation.




John Farrell, Continued

John Farrell's Career Managerial Record

YEAR	CLUB	LEAGUE	W-L	PCT.	FINISH
2011	TORONTO	American	81-81	.500	4th, East
2012	TORONTO	American	73-89	.451	4th, East
2013	BOSTON	American	97-69	.599	1st, East
Major League Totals (3 seasons)			251-235	.516	

John Farrell's Major League Record

YEAR	CLUB	W-L	ERA	G	GS	CG	SHO	SV	IP	H	R	ER	HR	HB	BB	SO	WP	BK
1987	CLEVELAND	5-1	3.39	10	9	1	0	0	69.0	68	29	26	7	5	22	28	1	1
1988	CLEVELAND	14-10	4.24	31	30	4	0	0	210.1	216	106	99	15	9	67	92	2	3
1989	CLEVELAND	9-14	3.63	31	31	7	2	0	208.0	196	97	84	14	7	71	132	4	0
1990	CLEVELAND	4-5	4.28	17	17	1	0	0	96.2	108	49	46	10	1	33	44	1	0
1993	CALIFORNIA	3-12	7.35	21	17	0	0	0	90.2	110	74	74	22	7	44	45	3	0
1994	CALIFORNIA	1-2	9.00	3	3	0	0	0	13.0	16	14	13	2	1	8	10	0	0
1995	CLEVELAND	0-0	3.86	1	0	0	0	0	4.2	7	4	2	0	0	0	4	0	0
1996	DETROIT	0-2	14.21	2	2	0	0	0	6.1	11	10	10	2	1	5	0	1	0
Major League Totals		36-46	4.56	116	109	13	2	0	698.2	732	383	354	72	31	250	355	12	4



ARNIE BEYELER 43

Full Name: Arnold H. Beyeler

Opening Day Age: 50

Born: February 13, 1964 in Moab, UT

Resides: Ponte Vedra Beach, FL

Major League Coaching Career: First Base Coach,
Boston Red Sox (2013-present)



Arnie
Beyeler

FIRST BASE COACH

Coaching Career

- 🔴 The 2014 season marks his 2nd season as First Base Coach and his 11th season overall in the Red Sox organization.
- 🔴 Has compiled an 802-756 (.515) record and reached the playoffs 6 times in 13 seasons as a minor league manager.
- 🔴 Served 9 seasons as a manager in the Red Sox organization, leading Short-A Lowell (2000-01), Single-A Augusta (2002), Double-A Portland (2007-10), and Triple-A Pawtucket (2011-12)...Guided those clubs to a combined 585-553 (.514) record and 4 playoff appearances.
- 🔴 Became just the 3rd manager ever to lead Triple-A Pawtucket to the postseason in consecutive years in 2011-12... His 2012 team won the Governors' Cup, marking the PawSox' 1st International League Championship in 28 years... He also saw 23 of his players contribute to the Red Sox at the major league level in 2012.
- 🔴 Led Double-A Portland to a pair of Eastern League playoff berths in 2007 and 2008...Named the Eastern League's top managerial prospect by *Baseball America* in 2010.
- 🔴 Between stints with the Red Sox organization, managed the Rangers' High-A California League affiliate in Stockton (2003-04) and Bakersfield (2005), leading Stockton to the CL playoffs in 2003 and 2004...In 2006, served as hitting coach for SD's Double-A Mobile affiliate and worked as a coach under current Red Sox Latin American Coordinator, International Crosschecker Todd Claus for the West Oahu CaneFires in the Hawaiian Winter Baseball League after that season.
- 🔴 Spent 3 years coaching in the Yankees system as a batting and infield coach for Triple-A Columbus (1997) and Double-A Norwich (1998-99).
- 🔴 Served as the Florida area scout for the Tigers from 1992-96.

Playing Career

- 🔴 A middle infielder, he played 6 seasons of minor league baseball in the Tigers system from 1986-91, reaching as high as Triple-A Toledo in his final professional campaign.
- 🔴 Best season came in 1987 when he hit .285 with 20 stolen bases in 117 games at Single-A Fayetteville, playing alongside Red Sox Bench Coach Torey Lovullo.

Personal

- 🔴 Has 2 children, Jordan (23) and Brady (19).
- 🔴 Graduated from Wichita State University, where he earned All-Conference honors in all 3 seasons from 1984-86 and was tabbed to the all-region team in 1985...Also attended Lamar Community College in Colorado.

BRIAN BUTTERFIELD 13

Brian
Butterfield

Full Name: Brian James Butterfield

Opening Day Age: 57

Born: March 9, 1957 in Bangor, ME

Resides: Orono, ME

Major League Coaching Career: First Base Coach, New York Yankees (1994-95); Third Base Coach, Arizona Diamondbacks (1998-2000); Third Base Coach, Toronto Blue Jays (2002-07, 2010-12); Bench Coach, Toronto Blue Jays (2008-09); Third Base Coach, Boston Red Sox (2013-present)



THIRD BASE COACH

Coaching Career

- Enters his 2nd season as Red Sox Third Base Coach... Was named to the position on 10/30/12... Orono, ME native has 35 years of experience in professional baseball, including 17 seasons coaching at the ML level.
- Spent 11 years as a coach in the Blue Jays organization... Had 2 stints as third base coach (2002-07, 2010-12), and worked on John Farrell's staff in 2011-12... Was Toronto's bench coach from 2008-09.
- Previously served on ML staffs under Buck Showalter both with the Yankees and Diamondbacks... Was NYY's first base coach in 1994-95, and the third base and infield coach for ARI from 1998-2000.
- Managed for parts of 6 minor league seasons in the Yankees system and compiled a 300-293 (.506) record at Rookie-level Sarasota (1988), Short-A Oneonta (1989), Single-A Greensboro (1990), High-A Fort Lauderdale (1992), High-A Tampa (2001), and Triple-A Columbus (April-May, 2002).
- In 1st season as a minor league manager in 1988, earned Gulf Coast League Manager of the Year honors after guiding Sarasota to the league championship... Led his Tampa Yankees squad to a share of the Florida State League title in 2001.
- Spent 1996-97 with ARI working as a roving infield instructor, minor league manager, and scout of ML talent in preparation for the expansion draft.
- Served 4 seasons as a minor league coach in the NYY system with stops at Single-A Fort Lauderdale (1985), Triple-A Columbus (1986), Short-A Oneonta (1987), and Double-A Albany-Colonie (1993).
- Began post-playing career as a roving infield instructor in the Yankees organization in 1984, a position he also later held in 1991.

Playing Career

- Signed by the Yankees as a free agent in 1979... Played 397 minor league games over 5 seasons in the New York (1979-82) and San Diego (1983) systems while appearing primarily at 2nd base.
- Earned team MVP honors in 1981 with High-A Fort Lauderdale when he hit .286 in 94 games with 7 doubles and 27 RBI.

Personal

- Married to Jan... The couple has 2 sons, John and Chris.
- Attended the University of Maine as a freshman in 1976 and lettered in baseball and basketball.
- Transferred to Valencia Community College and was named Florida Junior College Player of the Year in 1977.
- Moved to Florida Southern College for 2 years and was a member of the 1978 National Championship Team... Following his 1st professional season, returned to coach in the fall at Florida Southern in 1979 and completed his bachelor's degree in physical education at the college in 1980.
- Worked as an assistant coach at Eckerd College in 1980-81.
- Is the son of the late Jack Butterfield who at one time served as Vice President of Player Development and Scouting for the Yankees.

GREG COLBRUNN 28

Full Name: Greg Colbrunn
Opening Day Age: 44 (Turns 45 On July 26)
Born: July 26, 1969 in Fontana, CA
Resides: Mt. Pleasant, SC
Major League Coaching Career: Hitting Coach, Boston Red Sox (2013-present)



Greg Colbrunn

HITTING COACH

Coaching Career

- Enters his 2nd season as Red Sox Hitting Coach after being named to that position on 11/28/12...2013 was his 1st season on a ML staff and 1st in the Red Sox organization.
- Under his guidance, BOS led the majors in several offensive categories in 2013, including runs (853), runs per game (.527), RBI (819), SLG (.446), OBP (.349), OPS (.795), total bases (2,521), extra-base hits (570), and doubles (363)...The Sox were also 2nd in MLB in AVG (.277) and hits (1,566), and 3rd in walks (581).
- Spent 6 years on the coaching staff of the Yankees' Single-A Charleston affiliate from 2007-12...Was the RiverDogs' hitting coach for 5 seasons (2007-09; 2011-12)...Was Charleston's manager in 2010 and led the club to a 65-74 (.468) record.
- The 2012 RiverDogs finished 4th in the 14-team South Atlantic League with a .268 AVG (1,230-for-4,597), 5th with a .727 OPS, and tied for 5th with 672 runs scored.
- Under his guidance, RiverDogs batters led the SAL in triples (46) and walks (495), and placed 2nd in hits (1,228), and 3rd in AVG (.260) and OBP (.337) in 2009...Charleston finished 2nd in the league in AVG (.265), OBP (.334), hits (1,254), and runs (705) in 2008.

Playing Career

- Selected by Montreal in the 6th round of the 1987 June Draft as a catcher...Played 13 years in the majors and hit .289 (801-for-2,769) with 98 home runs and 422 RBI over 992 career games with the Expos (1992-93), Marlins (1994-96), Twins (1997), Braves (1997-98), Rockies (1998), Diamondbacks (1999-2002, '04), and Mariners (2003)...Appeared primarily at 1st base.
- His teams reached postseason play 5 times and he won a World Series with the Diamondbacks in 2001...Compiled a .344 AVG (11-for-32) in 21 career postseason games, including 6 with the D-backs during their 2001 title run.
- Owns .310 AVG and .476 SLG as a pinch-hitter, both the 2nd-best career marks among players with at least 250 plate appearances in the pinch since 1974.
- Hit for the cycle on 8/18/02 at SD while playing for ARI, collecting 5 hits including 2 home runs...Became the 1st player with a multi-homer cycle in a 9.0-inning game since Ralph Kiner did it in 1950.

Personal

- Married to Erika...The couple has 3 daughters, Danielle, Kelsey Paige, and Vanessa.
- Graduated from Fontana (CA) High School in 1987...Earned All-State honors in baseball and All-Conference honors in football...Turned down a baseball scholarship to Stanford in order to sign with Montreal.

Greg Colbrunn's Major League Record

YEAR	CLUB	AVG.	G	AB	R	H	2B	3B	HR	RBI	SH	SF	HB	BB	SO	SB	CS	E
1992	MONTREAL	.268	52	168	12	45	8	0	2	18	0	4	2	6	34	3	2	3
1993	MONTREAL	.255	70	153	15	39	9	0	4	23	1	3	1	6	33	4	2	2
1994	FLORIDA	.303	47	155	17	47	10	0	6	31	0	2	2	9	27	1	1	4
1995	FLORIDA	.277	138	528	70	146	22	1	23	89	0	4	6	22	69	11	3	5
1996	FLORIDA	.286	141	511	60	146	26	2	16	69	0	5	14	25	76	4	5	6
1997	MINNESOTA	.281	70	217	24	61	14	0	5	26	0	2	1	8	38	1	2	6
	ATLANTA	.278	28	54	3	15	3	0	2	9	1	0	1	2	11	0	0	7
1998	COLORADO	.311	62	122	12	38	8	2	2	13	0	0	1	8	23	3	3	2
	ATLANTA	.295	28	44	6	13	3	0	1	10	0	0	3	2	11	1	0	0
1999	ARIZONA	.326	67	135	20	44	5	3	5	24	0	2	4	12	23	1	1	1
2000	ARIZONA	.313	116	329	48	103	22	1	15	57	0	3	10	43	45	0	1	8
2001	ARIZONA	.289	59	97	12	28	8	0	4	18	0	0	4	9	14	0	0	3
2002	ARIZONA	.333	72	171	30	57	16	2	10	27	0	1	0	13	19	0	0	2
2003	SEATTLE	.276	22	58	7	16	1	1	3	7	0	0	0	4	16	0	1	1
2004	ARIZONA	.111	20	27	1	3	0	0	0	1	0	0	0	1	5	0	0	0
Major League Totals		.289	992	2769	337	801	155	12	98	422	2	26	49	170	444	29	21	44

DANA LeVANGIE 58

Dana
LeVangie

Full Name: Dana Alan LeVangie
Opening Day Age: 44 (Turns 45 on August 11)
Born: August 11, 1969 in Brockton, MA
Resides: Bridgewater, MA
Major League Coaching Career: Bullpen Coach,
 Boston Red Sox (2013-present)



BULLPEN COACH

Coaching Career

- Enters his 2nd season as Red Sox Bullpen Coach in 2014 after being named to that position on 2/5/13...Last year marked 1st season on the major league coaching staff...Has spent entire 23-year professional baseball career in the BOS system, including his playing career.
- Spent 7 seasons from 2006-12 as a major league advance scout for the Red Sox...In addition to his current duties as bullpen coach, he continues to assist in advance scouting for the club.
- Served as a pro scout for the Sox in 2005...Held the position of bullpen catcher for 8 years from 1997-2004.

Playing Career

- Selected by BOS in the 14th round of the June 1991 draft...The former catcher played 6 seasons in the Red Sox minor league system...Reached the Triple-A level with Pawtucket in 1995.

Personal

- Married to Traci...The couple has a son, Liam (13), and daughter, Avery (10).
- Graduated from Whitman-Hanson (MA) High School in 1987 where he also played football and wrestled.
- Attended both Cape Cod Community College (1987-89) and American International College in Springfield, MA (1989-91)...Hit .473 (13 HR, 87 RBI) in 42 games his senior year...Named the 1991 Division II Northeast Player of the Year and earned Northeast-10 Player of the Year honors that year...Played in the 1991 New England College All-Star Game at Fenway Park.
- Is a member of the American International College Athletic Hall of Fame...In 2011 was elected to the Northeast-10 Baseball Hall of Fame.

TOREY LOVULLO 17

Full Name: Salvatore Anthony Lovullo
Opening Day Age: 48 (Turns 49 on July 25)
Born: July 25, 1965 in Santa Monica, CA
Resides: Westlake Village, CA
Major League Coaching Career: First Base Coach, Toronto Blue Jays (2011-12); Bench Coach, Boston Red Sox (2013-present)



Torey
Lovullo

BENCH COACH

Coaching Career

- Entering his 2nd season as Red Sox Bench Coach after being named to the position on 10/26/12...Is in his 2nd stint in the organization after having served as manager for Triple-A Pawtucket in 2010.
- As manager of the PawSox in 2010, 21 of his players contributed to the ML club.
- Was First Base Coach on John Farrell's staff in TOR for the 2011-12 seasons, his 1st years on a big league staff.
- Owns a 661-609 (.520) record in 9 seasons as a minor league manager in the Indians and Red Sox systems... Guided his clubs to 4 postseason appearances and 2 league championships.
- Managed from 2002-09 in the Cleveland system, where Farrell was Director of Player Development from 2002-06...Managed Single-A Columbus (2002), High-A Kinston (2003-04), Double-A Akron (2005), Triple-A Buffalo (2006-08), and Triple-A Columbus (2009)...Took Columbus to the South Atlantic League final in his 2002 managerial debut.
- Named Carolina League Manager of the Year in 2004 after leading his club to the CL Championship.
- Earned both *Baseball America* Double-A Manager of the Year and Eastern League Manager of the Year honors after leading Akron to the EL Championship in 2005.
- Joined the CLE organization in 2001 as a roving coordinator.

Playing Career

- Selected by the Tigers in the 5th round of the 1987 June draft...Played parts of 8 ML seasons with the Tigers (1988-89), Yankees (1991), Angels (1993), Mariners (1994), A's (1996), Indians (1998), and Phillies (1999).
- Primarily a 2nd baseman, hit .224 (165-for-737) with 15 homers and 60 RBI in 303 big league games.
- Concluded career with a season in Japan for the Yakult Swallows in 2000.

Personal

- Married to Kristen...The couple has 3 children: Nick, Taylor, and Connor.
- Graduated from UCLA in 1987...Named to the *Sporting News* All-America Team as a 2B that year.
- Father was a producer on the show "Hee-Haw."

Torey Lovullo's Major League Record

YEAR	CLUB	AVG.	G	AB	R	H	2B	3B	HR	RBI	SH	SF	HB	BB	SO	SB	CS	E
1988	DETROIT	.381	12	21	2	8	1	1	1	2	1	0	0	1	2	0	0	0
1989	DETROIT	.115	29	87	8	10	2	0	1	4	1	2	0	14	20	0	0	1
1991	NEW YORK (AL)	.176	22	51	0	9	2	0	0	2	3	0	0	5	7	0	0	3
1993	CALIFORNIA	.251	116	367	42	92	20	0	6	30	3	2	1	36	49	7	6	11
1994	SEATTLE	.222	36	72	9	16	5	0	2	7	0	0	0	9	13	1	0	1
1996	OAKLAND	.220	65	82	15	18	4	0	3	9	3	1	2	11	17	1	2	1
1998	CLEVELAND	.211	6	19	1	4	1	0	0	1	1	0	0	1	2	0	0	1
1999	PHILADELPHIA	.211	17	38	3	8	0	2	5	0	0	0	0	3	11	0	0	0
Major League Totals		.224	303	737	80	165	35	1	15	60	12	5	3	80	121	9	8	18

JUAN NIEVES 47

Full Name: Juan Manuel Nieves

Opening Day Age: 49

Born: January 5, 1965 in Santurce, PR

Resides: San Juan, PR

Major League Coaching Career: Bullpen Coach, Chicago White Sox (2008-12); Pitching Coach Boston Red Sox (2013-present)



PITCHING COACH

Coaching Career

- 🔴 In his 2nd season as Red Sox Pitching Coach...Was named to the position on 11/7/12.
- 🔴 Oversaw a Red Sox pitching staff that posted a 3.79 ERA in 2013, the lowest mark for the club since 2002 (3.75 ERA)...The 3.79 ERA was 6th-best in the AL and almost a full run lower than the 2012 staff ERA of 4.70.
- 🔴 Under his watch Boston pitchers set single-season franchise records in 2013 in both SO (1,294), and SO/9.0 IP ratio (8.0)...The staff also recorded a club-record 47 double-digit SO games.
- 🔴 Joined the Red Sox after 14 seasons in the White Sox organization, including spending the last 5 years from 2008-12 as the CWS's bullpen coach.
- 🔴 Working with long-time pitching coach Don Cooper, helped tutor a White Sox pitching staff that posted the 6th-best ERA in the American League (4.08) from 2008-12 with the bullpen's 3.88 ERA ranking 5th in the AL in that time...Chicago's pitching staff set club records in strikeouts in 3 consecutive years from 2010-12, including a franchise-best 1,246 SO in 2012...The White Sox' bullpen set a record with 479 SO in 2011.
- 🔴 In 2012, oversaw a CWS bullpen that used 8 rookies before September...Included in that group were setup man Nate Jones, who went 8-0 with a 2.39 ERA and tied for the major league lead in relief victories, and closer Addison Reed, who tied for 7th in the AL with 29 saves.
- 🔴 Served 9 years from 1999-2007 as a pitching coach in Chicago's minor league system with stops at Rookie-level Tucson (1999-2001), Double-A Birmingham (2002-04), and Triple-A Charlotte (2005-07).
- 🔴 Was chosen as the World Team's pitching coach for the 2006 All-Star Futures Game in PIT...In 2002, was the pitching coach for the Southern League West Division All-Star Team.
- 🔴 In 1998-99, was the general manager/manager for Caguas in the Puerto Rican Winter League.
- 🔴 Began coaching career in the Yankees organization, holding the positions of pitching coach with Rookie-level Tampa (1992), Short-A Oneonta (1993), and Single-A Greensboro (1994, 1996), and pitching coordinator with Double-A Norwich (1995).

Playing Career

- 🔴 Signed by Milwaukee in 1983, left-hander pitched 3 ML seasons with the Brewers from 1986-88 and compiled a 32-25 record with 1 save, a 4.71 ERA and 352 strikeouts in 94 games (81 starts).
- 🔴 Set career-highs with 14 wins, 195.2 innings, and 163 strikeouts in 1987, when he ranked 5th in the American League with an average of 7.5 SO/9.0 IP.
- 🔴 Became the 1st pitcher in Brewers history and 1st native of Puerto Rico to throw a no-hitter when he accomplished the feat at age 22 on 4/15/87 at BAL.
- 🔴 Finished tied for 4th in the AL with 3 shutouts as a rookie in 1986.
- 🔴 Named Texas League Pitcher of the Year in 1985 with Double-A El Paso.

Personal

- 🔴 Married to Marilia...Has 4 children: Natalia, Alondra, Marilia, and Isabella.
- 🔴 Graduated from Avon Old Farms High School in Connecticut in 1983...Compiled a career record of 19-1 with a 1.05 ERA in 3 years at the school...In addition to baseball, captained the cross-country and basketball teams...Is in Avon Old Farms High School's Hall of Fame.

Juan Nieves' Major League Record

YEAR	CLUB	W-L	ERA	G	GS	CG	SHO	SV	IP	H	R	ER	HR	HB	BB	SO	WP	BK
1986	MILWAUKEE	11-12	4.92	35	33	4	3	0	184.2	224	124	101	17	1	77	116	3	1
1987	MILWAUKEE	14-8	4.88	34	33	3	1	0	195.2	199	112	106	24	2	100	163	4	0
1988	MILWAUKEE	7-5	4.08	25	15	1	1	1	110.1	84	53	50	13	1	50	73	1	3
Major League Totals		32-25	4.71	94	81	8	5	1	490.2	507	289	257	54	4	227	352	8	4

VICTOR RODRIGUEZ 57

Full Name: Victor Manuel Rodriguez
Opening Day Age: 52 (Turns 53 on July 14)
Born: July 14, 1961 in New York, NY
Resides: Cape Coral, FL
Major League Coaching Career: Assistant Hitting Coach, Boston Red Sox (2013-present)



Victor Rodriguez

ASSISTANT HITTING COACH

Coaching Career

- 🔴 In his 2nd season as Assistant Hitting Coach after being named to that position on 11/30/12...The 2014 season will mark his 20th year in the Red Sox organization.
- 🔴 Along with hitting coach Greg Colbrunn, worked with Red Sox batters who led the majors in several offensive categories in 2013, including runs (853), runs per game (5.27), RBI (819), SLG (.446), OBP (.349), OPS (.795), total bases (2,521), extra-base hits (570), and doubles (363)...The Sox were also 2nd in MLB in AVG (.277) and hits (1,566), and 3rd in walks (581).
- 🔴 From 2007-12 served as BOS's minor league hitting coordinator, a position he also held in 2002...For 3 seasons (2004-06) was the club's Latin field coordinator...Was a minor league hitting instructor in 2003.
- 🔴 Was a hitting coach in the Red Sox system for 6 years which included stints at High-A Sarasota (1996-98), Rookie-level Gulf Coast League (1999, 2001), and Single-A Augusta (2000).
- 🔴 Began his coaching career in the BOS organization in 1995 after playing in 31 games with Triple-A Pawtucket.

Playing Career

- 🔴 Signed by BAL in 1977 at the age of 15...Played for parts of 19 pro seasons in the Orioles (1977-84), Padres (1985), Cardinals (1986-87), Twins (1988-91), Phillies (1992-93), Marlins (1994), and Red Sox (1995) organizations.
- 🔴 An infielder, appeared in 17 major league games over stints with BAL (1984) and MIN (1989) and hit .429 (12-for-28).
- 🔴 In 1,759 minor league games, hit at a .295 clip (1,905-for-6,468) with 102 homers and 774 RBI...Received the Clyde Kluttz Orioles Organization Player of the Year Award in 1981.

Personal

- 🔴 Married to Elba...The couple has 2 sons, Victor Jr., an Area Supervisor and Dominican Republic Crosschecker in the Red Sox International Scouting Department, and Miguel, a catcher who was drafted by the Red Sox in 2012.
- 🔴 Attended Naguabo High School in Puerto Rico.

Victor Rodriguez's Major League Record

YEAR	CLUB	AVG.	G	AB	R	H	2B	3B	HR	RBI	SH	SF	HB	BB	SO	SB	CS	E
1984	BALTIMORE	.412	11	17	4	7	3	0	0	2	0	0	0	0	2	0	0	1
1989	MINNESOTA	.455	6	11	2	5	2	0	0	0	0	0	0	0	1	0	0	1
Major League Totals		.429	17	28	6	12	5	0	0	2	0	0	0	0	3	0	0	2

Major League Personnel



David Finley, Director, Player Personnel

David Finley was promoted to Director, Player Personnel in November 2011. Finley previously served as Special Assistant to the General Manager beginning in January 2010 after spending five years as the Red Sox National Crosschecker. Finley joined the Boston organization as the West Coast Crosschecker prior to the 2002 season. Previously, he was an area scout for the Padres (1991-94) and Marlins (1995-2001). Finley was named Red Sox Scout of the Year in 2007 and received the same honor with the Marlins in 2000.

Finley played at the University of Arizona in 1985 before transferring to UC Riverside where he was named 1st team All American in 1986 and 1987. He was drafted by Oakland in the 1987 amateur draft and played two seasons in the A's system. Finley resides in San Diego with his wife; Tricia, daughters, Brooke (23) and Brittany (20); and son, Drew (17).



Jack McCormick, Traveling Secretary

Jack McCormick is in his 26th season with the Red Sox organization, his 19th as Traveling Secretary since being appointed to that position in 1996. He is responsible for arranging all of the major league club's travel plans during Spring Training, the regular season, and in the postseason. Jack also coordinates the Children's Hospital Golf Tournament in Fort Myers each spring.

McCormick won the 2004 Donald Davidson Memorial Award as MLB's top traveling secretary. He previously served as the Red Sox manager of food and beverage and manager of the old 600 Club at Fenway Park. McCormick is a Boston native, attended Boston State College as an undergraduate and holds a Master's Degree from Anna Maria College in Paxton, MA.



Zack Scott, Director, Major League Operations

Zack Scott enters his 3rd season as Director, Major League Operations after serving as the Assistant Director, Baseball Operations for 6 seasons beginning in 2006. He joined the organization as an intern in baseball operations in 2004 and served as an assistant in the department the following year. Before coming to the Red Sox, Scott worked with Tom Tippet, Red Sox Senior Baseball Analyst, at Diamond Mind, Inc. from 2000-03, where he consulted for Boston's baseball operations department in 2003.

Scott graduated from the University of Vermont in 1999 with a B.S. in Mathematics. He and his wife, Molly, reside in Malden, MA with their daughter, Zoe.



Tom Tippet, Senior Baseball Analyst

Tom Tippet was promoted to Senior Baseball Analyst after serving as Director of Baseball Information Services from 2008-13. He began consulting with the Red Sox baseball operations department in 2003 and has since assisted on a variety of technology and baseball research projects. He was the founder and president of Diamond Mind, Inc. and developed its baseball simulation software from 1985 until he sold the company in 2006. He worked in a variety of software development and marketing capacities for IBM in Toronto and Index Technology in Cambridge, MA from 1982 to 1992.

A native of Toronto, Tippet received an Honours B.Math degree from the University of Waterloo and an MBA from Harvard Business School. He lives in Lexington, MA with his wife, Jodi, and their daughter, Alison.



Steve Langone, Major League Advance Scout

Steve Langone begins his 2nd season as Major League Advance Scout after serving as the Advance Scouting Coordinator for the Red Sox from 2010-12. He previously served as a baseball operations intern in 2009. A pitcher for 7 professional seasons in the Dodgers (2000-04), Red Sox (2005), and Phillies (2006) organizations, Langone advanced as high as Triple-A in 2003. He graduated from Boston College in 2000 and was inducted into the school's Hall of Fame in 2008.

Major League Personnel, Continued



Tom McLaughlin, Home Clubhouse Manager

Tom McLaughlin is in his 3rd season as the Red Sox Home Clubhouse Manager after being in charge of the visiting clubhouse at Fenway Park from 1992-2011. He was named the 2013 Pete Sheehy Clubhouse Award recipient as voted on by the Major League Baseball Clubhouse Managers Association. As the Visiting Clubhouse Manager, McLaughlin had assisted in the home clubhouse and also ran the visiting clubhouse during Spring Training in Fort Myers, FL. McLaughlin began his tenure with the Red Sox as a batboy in the visiting clubhouse in 1986 and served as a clubhouse assistant from 1988-91.

Born and raised in Boston, McLaughlin attended St. John Don Bosco High School.



Edward "Pookie" Jackson, Equipment Manager

Edward "Pookie" Jackson enters his 3rd season as Equipment Manager after being promoted to the position to start the 2012 season. He had previously served as the Assistant Equipment Manager since 2005. Jackson has spent 18 years in the Red Sox organization beginning in 1994 as a clubhouse attendant for the minor leagues at Spring Training in Fort Myers, FL. At the conclusion of that spring, he was named the clubhouse manager for the Utica Blue Sox and was promoted to clubhouse attendant for the major league club in Spring Training of 1995.

Jackson and his wife, Stacy, live in West Roxbury, MA with daughters, Ashlyn and Sydney, and son, Blair.



Joe Cochran, Visiting Clubhouse Manager

Joe Cochran returned to the position of Visiting Clubhouse Manager in 2012, a role he previously held from 1990-91. From 1992-2011, Cochran served as the Equipment and Home Clubhouse Manager for the Red Sox. Cochran joined the organization in 1984 and worked for team Supervisor of Grounds and Maintenance Joe Mooney through 1989. He was the recipient of the 2004 Tommy McCarthy Good Guy Award from the Boston BBWAA chapter.

Cochran attended the Pomfret School, Worcester Academy, and the University of Maine at Orono. A native of South Yarmouth, MA, Joe and his wife, Marcy, live in Chelsea, MA.



Brian Abraham
Major League
Staff Assistant



Billy Broadbent
Video Coordinator



Erin Cox
Exec. Asst.
Baseball Ops



Mani Martinez
Bulpen Catcher



C.J. Matsumoto
Interpreter



Michael Murov
Coordinator,
Baseball Operations



Shawn O'Rourke
Coordinator, Baseball
Systems Development



Mike Regan
Coordinator,
Baseball Operations



Greg Rybarczyk
Baseball Operations
Analyst

Medical Staff and Trainers



Dr. Laurence J. Ronan, Medical Director/Head Team Internist

Dr. Laurence J. Ronan, a staff physician at Massachusetts General Hospital, enters his 2nd season as Medical Director for the Red Sox Sports Medicine Services department and continues as Head Team Internist, a position he has held since 2005. He graduated from Harvard College (1978) and Harvard Medical School (1987). He did his internship and residency training in internal medicine and pediatrics (1991) at Massachusetts General Hospital. He is board certified in Internal Medicine.

Dr. Ronan has served as director of residency training for the MGH and Harvard Combined Medicine/Pediatrics Training Programs (1992–2002). He has served on a number of boards including Partners HealthCare, Inc. and the Massachusetts General Physicians Organization. Dr. Ronan is the author of articles, textbook chapters, and a book on primary care related issues.

Dr. Ronan is a member of the American College of Physicians and the Association of Major League Baseball Team Physicians. He serves as the Director of the Thomas S. Durant Fellowship in Refugee Medicine and is Senior Adviser to the Red Sox/Mass General Hospital Home Base Program for Veterans and to the Center for the Integration of Medicine and Innovative Technology.



Dr. Peter Asnis, Head Team Orthopedist

Dr. Peter Asnis begins his 3rd season as the Red Sox Head Team Orthopedist after serving as a Team Physician from 2005–11. He is also the Head Team Physician for the NHL's Boston Bruins and a Team Physician for the NFL's New England Patriots.

Dr. Asnis is an Instructor of Orthopaedic Surgery at Harvard Medical School. He is a Fellow of the American Academy of Orthopaedic Surgeons as well as a Member of the American Orthopaedic Society for Sports Medicine. Additionally, he is a member of the Team Physician Societies for MLB, the NFL, and the NHL.

Dr. Asnis earned his undergraduate degree cum laude in biology at Harvard College and his MD from Cornell University Medical School with Honors in Research. After finishing a general surgery internship at New York Presbyterian Hospital, he completed his orthopaedic residency at the Hospital for Special Surgery in New York where he was awarded the Jean C. McDaniel Resident Teaching and Leadership Award. Dr. Asnis completed a fellowship in Orthopaedic Sports Medicine at the Massachusetts General Hospital, and following his fellowship he joined the MGH staff.

Dr. Asnis and his wife, Brooke, have a son, Owen (13), and twin daughters, Caitlin and Sydney (11).

RED SOX PHYSICIANS



Dr. Mark Blais



Dr. Charles Czeisler



Dr. Jim Januzzi



Dr. David Kirschen



Dr. Daniel Laby



Dr. Luke Oh



Dr. Matt Provencher



Dr. Arun Ramappa



Dr. Steve Southard



Dr. George Theodore



Dr. Frank Wang

Medical Staff and Trainers, Continued



Dan Dyrek, PT, DPT, Director, Sports Medicine Service

Dan Dyrek begins his 3rd year with the Red Sox and his 1st as Director, Sports Medicine Services after serving as Coordinator, Sports Medicine Service in 2013. With over 30 years of experience as a physical therapist specializing in orthopedics, he provided consultation services to athletes, teams, and clinicians regarding the management of difficult clinical cases, and has treated thousands of athletes at the professional, Olympic, international, and collegiate levels. Dyrek has held clinical and administrative positions at two large Boston teaching hospitals, and was on the faculty and served as the Coordinator of the Orthopaedic Physical Therapy curriculum at the MGH Institute of Health Professions for 13 years. Dyrek graduated summa cum laude in physical therapy from Downstate Medical Center in Brooklyn, NY.

Dyrek and his wife, Susan, reside in Norwell, MA.



Rick Jameyson, ATC, Head Athletic Trainer

Rick Jameyson enters his 3rd season as the club's Head Athletic Trainer. Prior to 2012, Jameyson spent 20 seasons as an athletic trainer in the Cleveland Indians organization including 10 seasons as the Assistant Athletic Trainer for the major league club from 2002-11. He began his professional athletic training career in 1992 with Cleveland's Short-A Watertown club and also served as the trainer at Single-A Columbus (1994-98) and Triple-A Buffalo (1999-2002). The Wellington, OH native earned a degree in health education with specialization in athletic training from Baldwin-Wallace (OH) College. Additionally, he was an athletic trainer in the Arizona Fall League in 1995 and 2000.

Jameyson and his wife, Jennifer, live in Lexington, MA with their daughter, Jessica (17), and son, Nicholas (14).



Jim Rowe, ATC, Medical Operations Coordinator

Jim Rowe joined the Red Sox in 1994 serving as the Athletic Trainer for Triple-A Pawtucket. He was promoted to Boston as Head Athletic Trainer in 1995. Rowe served 11 years as Head Trainer before moving to the position of Medical Operations Coordinator in November of 2005. In this position, Rowe is responsible for coordinating the medical operations of both the major league and minor league operations. Rowe began his career as a minor league athletic trainer for the Milwaukee Brewers in 1985. He worked at Single-A Beloit for 3 years and then 2 years at Double-A El Paso. Rowe is a member of the NATA and the Athletic Trainers Association of Massachusetts.

Rowe resides in Newmarket, NH with his wife, Elizabeth, and their daughter, Brittany.



Masai Takahashi, MS, ATC, CSCS, Assistant Athletic Trainer

Masai Takahashi enters his 8th year as an Assistant Athletic Trainer for the Red Sox after formerly serving as Head Athletic Trainer for the Portland Sea Dogs, the Double-A affiliate of the Red Sox in Portland, ME.

Takahashi and his wife, Ayumi, live in Needham, MA.



Brad Pearson, MS, ATC, CSCS, Assistant Athletic Trainer

Brad Pearson begins his 3rd season as an Assistant Athletic Trainer for the Red Sox and his 12th year with the organization, previously serving as the club's Minor League Athletic Training Coordinator for 2009-11. He joined Boston's system as an athletic training intern with the Rookie-level Fort Myers team in 2001 and also has 5 years of experience as a minor league athletic trainer for Red Sox affiliates in Augusta (2004), Greenville (2005), Wilmington (2006), and Portland (2007-08). Prior to joining the Red Sox organization, Pearson worked as Head Baseball Trainer at the University of Massachusetts (2002-03) and at the College of the Holy Cross (2000-02). The Ludlow, VT native earned a bachelor of science in athletic training from Springfield College and a master's degree in exercise science from the University of Massachusetts.

Pearson lives in Boston with his wife, Candace.



Medical Staff and Trainers, Continued



Ray Mattfeld, PT, DPT OCS, Major League Physical Therapist

Ray enters his 1st season as Major League Physical Therapist. Prior to joining the Red Sox, the Bay Shore, NY native worked in a private practice focusing in orthopedic and sports physical therapy for athletes at the professional, collegiate, and scholastic levels. He is a board certified orthopedic clinical specialist and certified athletic trainer. Mattfeld is a graduate of SUNY Cortland, and obtained both a Master's degree in physical therapy and a doctorate in physical therapy from Touro College (NY).



Pat Sandora, MS, RSCC*D, CSCS, Strength and Conditioning Coach

Pat Sandora is in his 3rd season as Red Sox Strength and Conditioning Coach after being named to the position prior to the 2012 season. From 2007-11, Sandora served as Boston's Minor League Strength and Conditioning Coordinator. His previous experience in professional baseball includes stints as a minor league strength and conditioning coach in the Rangers (1998-99), Brewers (2005), and Indians (2006) systems and parts of 5 years as the Phillies' Minor League Strength and Conditioning Coordinator from 1999-2004. Sandora was associate director of strength and conditioning at West Virginia University from 2004-05 overseeing men's and women's basketball. A registered strength and conditioning coach with distinction, he graduated from West Virginia University and has a master's degree in athletic coaching.

Sandora and his wife, Kimberly, live in Randolph, MA.

RED SOX TRAINING PERSONNEL



T.J. Hagan, DC
Chiropractor Consultant



Russell Nua, LMT
Massage Therapist



**Tara Mardigan,
MS, MPH, RD**
Team Nutritionist



Shinichiro Uchikubo
Massage Therapist



2014 Red Sox

BURKE BADENHOP 35

Full Name: Burke Heinrich Badenhop
Bats: Right **Throws:** Right **Height:** 6-5 **Weight:** 205
Opening Day Age: 31
Born: February 8, 1983 in Atlanta, GA
Resides: Perrysburg, OH
Major League Service: 5 years, 116 days
Acquired: From Milwaukee in exchange for LHP Luis Ortega on November 22, 2013
Signed By: Tom Osowski (Tigers)
Contract Status: Signed through 2014



RHP

Career Highlights

- 🔥 In his 1st season with the Red Sox after being acquired from MIL via trade on 11/22/13.
- 🔥 Spent the first 9 years of his professional career with 4 different organizations: DET (2005-07), MIA (2008-11), TB (2012), and MIL (2013)... Saw his first ML action in his 4th professional season in 2008 with the Marlins... Was originally a 19th-round selection of the Tigers in the 2005 June Draft.
- 🔥 Was 1 of 8 players involved in a trade between DET and FLA that sent INF Miguel Cabrera and LHP Dontrelle Willis from FLA to DET on 12/5/07... Current Red Sox reliever Andrew Miller was also in that trade.
- 🔥 Of his 280 career appearances in the majors, 270 have come in relief where he has posted a 3.57 ERA (131 ER/330.0 IP).
- 🔥 Over the last 2 seasons, his first 2 full ML seasons, he has appeared in 129 games, posting a 3.25 ERA (45 ER/124.2 IP) with 24 BB, 84 SO, and 16 GIDP... Has held righties to a .234 AVG (74-for-316) in that span... Joins Sergio Romo as the only relief qualifiers with a BB/9.0 IP rate under 2.0 and a HR/9.0 IP rate under 1.0 in both 2012 and 2013.
- 🔥 Since the start of the 2009 season, has induced 39 double play groundouts (321.1 IP), 7th most among all ML relievers in that span.
- 🔥 Spent one season in the American League with TB in 2012 and posted a 3.03 ERA (21 ER/62.1 IP) in a career-high 66 games... Has gone 3-2 with a 2.59 ERA (12 ER/41.2 IP) in 43 career games against the AL East, which includes a 2.45 ERA (2 ER/7.1 IP) in 4 career games at Fenway Park.
- 🔥 Named Tigers Minor League Pitcher of the Year in 2006 after going 14-3 with a 2.84 ERA (54 ER/171.0 IP) in 27 starts for Class-A West Michigan... Finished tied for the Midwest League lead in wins and complete games (3), and ranked 2nd innings.

2013: Finished 7th among National League relievers with a 1.7 BB/9.0 IP ratio (12 BB) in 63 relief appearances for MIL.

- 🔥 Posted a career-best 1.19 WHIP (62 hits/12 walks) in 62.1 innings.
- 🔥 Held righties to a .229 AVG (35-for-153).
- 🔥 Went 1-0 with a 2.05 ERA (5 ER/22.0 IP) over his final 21 appearances of the season after going 1-3 with a 4.24 ERA (19 ER/40.1 IP) over his first 42 games of the year.
- 🔥 Made a season-high 15 appearances in May and posted a 1.13 ERA (2 ER/16.0 IP) with 15 SO for the month.
- 🔥 Did not issue a walk in a season-best 15 consecutive appearances (11.0 IP) from 4/7-5/14/13... Ended the season with no walks in each of his final 9 games (6.1 IP) of the season.

2012: Made a career-high 66 appearances for TB in what was his 1st full ML season... His 3.03 ERA (21 ER/62.1 IP) was also a career best.

- 🔥 Issued just 12 BB in 62.1 IP for a 1.7 BB/9.0 IP ratio, good for the 7th best mark among AL relievers.
- 🔥 Posted a 2.24 ERA (13 ER/52.1 IP) with a .248 opp. AVG (50-for-202) over his final 56 games of the season beginning on 5/1... Had a 7.20 ERA (8 ER/10.0 IP) and a .317 opp. AVG (13-for-41) over his first 10 games of the year.
- 🔥 Induced 9 double plays, which was tied for 3rd highest among American League relievers, trailing only Nate Jones (11) of CWS and Robbie Ross (11) of TEX.
- 🔥 Had a 1.53 ERA (5 ER/29.1 IP) in 32 games at Tropicana Field compared to a 4.36 ERA (16 ER/33.0 IP) in 34 games on the road.

2011: Allowed only 1 HR in 63.2 IP over 50 appearances for the Marlins... His 0.14 HR/9.0 IP ratio was 5th best among all National League relievers and 9th best in the majors.

- 🔥 Began the season at Triple-A New Orleans, working primarily out of the bullpen.
- 🔥 Was recalled by MIA on 5/7 and remained with the big league club for the rest of the season.
- 🔥 Led the Marlins in relief innings (63.2) from the date of his recall (5/7) through the rest of the season.



Burke Badenhop, Continued

- 👉 Threw a scoreless 10th inning and delivered the game-winning hit with an RBI single in the 11th inning to earn the victory in the Brewers' 2-1 win on 5/16 at NYM.
- 👉 Recorded his only save of the season on 5/25 at SF.
- 👉 Had a career-best 6 strikeouts in relief on 8/4 vs. STL.

2010: Made his 1st career Opening Day roster with the Marlins.

- 👉 Went 2-5 with a 3.99 ERA (30 ER/67.2 IP) and 1 save in 53 relief appearances over his 2 stints with FLA... Went 0-1 with a 2.81 ERA (5 ER/16.0 IP) in 12 games (1 start) for New Orleans.
- 👉 Had two stints with the big league club, Opening Day-5/27, and 7/7 to the season's end... Was 0-5 with a 6.43 ERA (15 ER/21.0 IP) and a .293 (24-for-82) opponent's AVG in 15 games the 1st stint, and 2-0 with a 2.89 ERA (15 ER/46.2 IP) and a .224 (38-for-170) opponent's AVG in 38 games in the 2nd stint.
- 👉 Recorded his 1st ML save on 4/14 vs. CIN.

2009: Finished tied for 2nd among all NL relievers in relief wins (6) for the Marlins.

- 👉 Began the season at New Orleans, where he made 2 starts before being recalled by FLA on 4/21.
- 👉 Went 7-4 with a 3.75 ERA in 35 games (2 starts) with the Marlins
- 👉 Was on the 15-day disabled list (right trapezius strain), 8/2-8/31... Made 2 rehab starts each between the Rookie-level Gulf Coast League Marlins and High-A Jupiter, 8/15-8/28.
- 👉 After his return from injury was 2-0 with a 2.45 ERA (5 ER/18.1 IP) in 9 relief appearances... Was 5-4 with a 4.19 ERA (25 ER/53.2 IP) in 26 games prior to the injury.
- 👉 Was 1-0 with an 8.10 ERA (6 ER/6.2 IP) as a starter and 6-4 with a 3.31 ERA (24 ER/65.1 IP) as a reliever.
- 👉 Pitched more than 2.0 innings in 20 of his 33 relief appearances in the majors... Went 5-2 with a 2.45 ERA (14 ER/51.1 IP) in those games.

2008: Made his ML debut with the Marlins in his 4th professional season...Went 2-3 with a 6.08 ERA (32 ER/47.1 IP) in 13 games (8 starts) in the majors.

- 👉 Made a start at Double-A Carolina before being selected to FLA's ML roster on 4/7.
- 👉 Was 1-3 with a 6.75 ERA (29 ER/38.2 IP) in 8 starts and 1-0 with a 3.12 ERA (3 ER/8.2 IP) in 5 relief appearances.
- 👉 Made his ML debut on 4/9 at WSH, pitching the final inning of a 10-4 victory (1.0 IP, SO)... Fanned Rob Mackowiak for his 1st ML strikeout.
- 👉 Made his 1st big league start on 4/13 at HOU (L, 5.0 IP, 4 ER)... Earned his 1st ML win on 5/7 vs. MIL (5.2 IP, 2 ER, BB, 7 SO).
- 👉 Placed on the 15-day DL with patella tendinitis in his right knee on 6/14... Made a rehab start with the GCL Marlins on 7/13 but was transferred to the 60-day disabled list on 7/31 and missed the remainder of the season.

2007: Went 12-6 with a 2.92 ERA (50 ER/154.0 IP) in 26 starts between High-A Lakeland (23 G) and Double-A Erie (3 G).

- 👉 Began the season at Lakeland, where he ranked fourth in the Florida State League in ERA (3.13).
- 👉 Was promoted to Erie on 8/16 and threw complete games in 2 of his 3 starts for the SeaWolves.
- 👉 Following the season pitched for the Peoria Saguaros in the Arizona Fall League... Pitched in relief for the 1st time in his professional career going 2-2 with a 3.24 ERA in 10 games.
- 👉 Was traded to FLA, along with RHP Frankie De La Cruz, LHP Andrew Miller, RHP Dallas Trahern, OF Cameron Maybin and C Mike Rabelo, in exchange for INF Miguel Cabrera and LHP Dontrelle Willis on 12/5.

2006: Was named Tigers Minor League Pitcher of the Year after going 14-3 with a 2.84 ERA (54 ER/171.0 IP) in 27 starts for Class-A West Michigan.

- 👉 Tied for the Midwest League lead in wins (14), and complete games (3), and ranked 2nd in innings pitched.
- 👉 Was named Midwest League Pitcher of the Week for 8/21-8/27, going 2-0 with a 0.75 ERA (1 ER/12.0 IP) in 2 starts.
- 👉 Went 1-0 with a 2.63 ERA (4 ER/13.2 IP) in 2 starts during the Midwest League playoffs.

2005: Pitched for Short-A Oneonta in his 1st professional season...Went 6-4 with a 2.92 ERA (25 ER/77.0 IP) in 14 starts.

- 👉 Named New York-Penn League Pitcher of the Week for the final week of the season, going 2-0 with a 1.29 ERA (2 ER/14.0 IP) in 2 starts.

Personal

- 👉 Married to Sara... The couple has one daughter, Emily.
- 👉 Graduated from Perrysburg (OH) High School where he played baseball and basketball... Former manager Jim Leyland attended the same school... Both donated money to the school to help build a new baseball field.
- 👉 Graduated Magna Cum Laude from Bowling Green State University (OH) with a degree in Economics... His wife, and both parents also attended Bowling Green... Sara played soccer, and father, Dalynn, played basketball.

Burke Badenhop, Continued

IN THE COMMUNITY

Burke participated in the Marlins @ School program during his time in Miami from 2008-11...Along with other Rays players and the team mascot, visited the Children's Medical Center at Tampa General Hospital during the 2012 season...Visited patients at Milwaukee's VA Medical Center in 2013 as a member of the Brewers.

Burke Badenhop's Career Record

YEAR	CLUB	W-L	ERA	G	GS	CG	SHO	SV	IP	H	R	ER	HR	HB	BB	SO	WP	BK
2005	Oneonta	6-4	2.92	14	14	1	1	0	77.0	69	32	25	0	3	26	55	2	0
2006	West Michigan	14-3	2.84	27	27	3	0	0	171.0	170	59	54	6	14	31	124	6	0
2007	Lakeland	10-6	3.13	23	23	1	1	0	135.1	130	61	47	5	11	34	78	2	1
	Erie	2-0	1.45	3	3	2	0	0	18.2	8	3	3	1	1	3	12	0	0
2008	Carolina	1-0	0.00	1	1	0	0	0	6.1	6	1	0	0	0	0	3	0	0
	FLORIDA	2-3	6.08	13	8	0	0	0	47.1	55	34	32	7	3	21	35	2	0
	GCL Marlins	0-0	0.00	1	1	0	0	0	3.0	1	0	0	0	0	0	2	0	0
2009	New Orleans	0-1	6.75	2	2	0	0	0	9.1	14	7	7	0	2	4	6	0	0
	FLORIDA	7-4	3.75	35	2	0	0	0	72.0	71	32	30	5	1	24	57	1	0
	GCL Marlins	0-1	0.00	2	2	0	0	0	3.0	2	3	0	0	1	0	4	0	0
	Jupiter	0-0	0.00	2	2	0	0	0	8.0	2	1	0	0	0	1	8	0	0
2010	New Orleans	0-1	2.81	12	1	0	0	0	16.0	16	6	5	0	3	7	9	2	0
	FLORIDA	2-5	3.99	53	0	0	0	1	67.2	62	33	30	5	2	21	47	1	0
2011	New Orleans	1-1	6.75	11	0	0	0	1	14.2	20	16	11	1	1	7	10	1	0
	FLORIDA	2-3	4.10	50	0	0	0	1	63.2	65	29	29	1	4	24	51	4	0
2012	TAMPA BAY	3-2	3.03	66	0	0	0	0	62.1	63	24	21	6	1	12	42	1	0
2013	MILWAUKEE	2-3	3.47	63	0	0	0	1	62.1	62	32	24	6	0	12	42	2	0
Major League Totals		18-20	3.98	280	10	0	0	3	375.1	378	184	166	30	11	114	274	11	0
Minor League Totals		34-17	2.96	98	76	7	2	1	462.1	438	189	152	13	36	113	311	13	1

2005 Signed by the Detroit Tigers as a 19th-round selection in the June Draft

2007 Acquired by the Florida Marlins along with RHP Frankie De La Cruz, LHP Andrew Miller, RHP Dallas Trahern, OF Cameron Maybin and C Mike Rabelo, in exchange for INF Miguel Cabrera and LHP Dontrelle Willis on 12/5

2008 On disabled list with right shoulder tendonitis, 6/14 through remainder of season

2009 On disabled list with a strained right trapezius muscle, 8/2-8/31

2011 Acquired by the Tampa Bay Rays in exchange for C Jake Jefferies on 12/12

2012 Acquired by the Milwaukee Brewers in exchange for OF Raul Mondesi Jr. on 12/1

Career Fielding Record

YEAR	CLUB	POS	PCT	G	GS	PO	A	E	TC	DP
2008	FLORIDA	P	1.000	13	8	3	9	0	12	0
2009	FLORIDA	P	1.000	35	2	4	11	0	15	1
2010	FLORIDA	P	.957	53	0	1	21	1	23	2
2011	FLORIDA	P	1.000	50	0	4	9	0	13	0
2012	TAMPA BAY	P	.778	66	0	3	4	2	9	1
2013	MILWAUKEE	P	.889	63	0	1	15	2	18	2
Career Totals			P .944	280	10	16	69	5	90	6

Career Batting Totals

	AVG	G	AB	R	H	2B	3B	HR	RBI	SH	SF	HB	BB	SO	SB	CS	E
Major League Totals	.097	280	32	1	3	1	0	0	2	5	0	0	1	19	0	0	5

Career Single-Game Highs (In Relief)

INNINGS PITCHED	5.0, 6/2/09 FLA vs. MIL
STRIKEOUTS	6, 8/4/11 for FLA vs. STL
HITS ALLOWED	6, 7/20/11 for FLA vs. SD
RUNS ALLOWED	4, 6 times, last 4/28/12 for TB at TEX
WALKS ALLOWED	3, 2 times, last 6/30/12 for TB vs. DET
HOME RUNS ALLOWED	1, 23 times, last 8/28/13 for MIL at PIT
EJECTIONS	7/26/09 at LAD (HP, B. Davidson)
SCORELESS INNINGS STREAK	11.0, 8/6-8/26/10

MATT BARNES 71

Full Name: Matthew D. Barnes
Bats: Right **Throws:** Right **Height:** 6-4 **Weight:** 205
Opening Day Age: 23 (Turns 24 on June 17)
Born: June 17, 1990 in Danbury, CT
Resides: Bethel, CT
Major League Service: None
Acquired: Selected in the first round (19th overall) of the 2011 June Draft
Signed By: Ray Fagnant (Red Sox)
Contract Status: Signed through 2014

RHP



Non-Roster Invitee

Career Highlights

- 🔴 In 3rd professional season and 1st in big league camp...Was Boston's 1st selection in the 2011 June Draft (19th overall) and made pro debut in 2012.
- 🔴 Enters the year as BOS' No. 4 pitching prospect and No. 9 prospect overall, according to *Baseball America*...Also named as having the best fastball in the Red Sox minor league system for a 2nd straight year.
- 🔴 Has averaged 10.6 strikeouts per 9.0 innings in 50 outings, all starts, over his 2-year minor league career...Led Sox farmhands with 133 strikeouts in 2012 and ranked 2nd with 142 in 2013.
- 🔴 Participated in the Red Sox Rookie Program prior to the 2014 season.
- 🔴 Attended University of Connecticut, where he was the unanimous Big East Pitcher of the Year as a junior in 2011...Is a native of Bethel, CT.

2013: Spent most of the season with Double-A Portland before making final regular season start with Triple-A Pawtucket.

- 🔴 Combined to average 11.3 strikeouts per 9.0 innings (113.1 IP), the 5th-best rate among all minor leaguers with at least 100.0 IP...It was the top mark in that group among pitchers primarily at Double-A or above.
- 🔴 His 142 total strikeouts ranked 2nd among Red Sox farmhands...He and Henry Owens (169) each had more strikeouts than any Red Sox farmhand since Clay Buchholz in 2007 (171).
- 🔴 Gave up 1 earned run or fewer in 14 of his 25 starts...Limited opponents to 3 hits or fewer in 10 starts.
- 🔴 Led the Sea Dogs and ranked among Eastern League leaders in strikeouts (7th, 135) and starts (T-12th, 24).
- 🔴 Suffered the loss just once in his 1st 10 starts...Began the year allowing 14 runs in 14.0 innings in his 4 April starts, but rebounded for a 2.65 ERA (10 ER/34.0 IP) in 6 May starts.
- 🔴 Led Portland qualifiers and ranked 8th in the EL a 2.82 ERA (17 ER/54.1 IP) over his last 12 starts with the Sea Dogs from 6/18-8/23...In that time, lowered his ERA from 5.87 to 4.33.
- 🔴 Fanned a season-high 10 batters on 5/1 at Reading (6.0 IP) and 7/20 vs. Reading (7.0 IP).
- 🔴 Promoted to PawSox for his last regular season start on 8/29 vs. Syracuse...Fanned 7 in 5.1 scoreless innings to earn the win in his Triple-A debut.
- 🔴 Gave up 1 ER or fewer in 10 of his last 13 starts in the regular season (2.56 ERA, 17 ER/59.2 IP).
- 🔴 Started 2 playoff games for the PawSox, going 0-1 with a 3.86 ERA (4 ER/9.1 IP) and 10 strikeouts...Threw 5.1 scoreless frames for a no-decision in Game 3 of the Governor's Cup Finals on 9/13, a 2-0 loss vs. Durham in 14 innings.
- 🔴 Following the season, named by *Baseball America* as Boston's No. 4 pitching prospect, No. 9 prospect overall...Also tabbed as having the best fastball in the system for the 2nd year in a row.

2012: Went 7-5 with a 2.86 ERA (38 ER/119.2 IP) and 133 strikeouts between Single-A Greenville and High-A Salem in pro debut.

- 🔴 Led Red Sox minor league qualifiers in ERA and opponent AVG (.225), while also pacing the system in strikeouts. Selected as the South Atlantic League Pitcher of the Week for 4/5-15 (0 R, 3 H, 2 BB, 16 K in 2 GS).
- 🔴 Chosen as the Red Sox Minor League Pitcher of the Month for April after going 2-0 with a 0.34 ERA (1 ER/26.2 IP) and 42 strikeouts over 5 starts with the Drive.
- 🔴 Promoted to Salem on 5/5 and went 5-1 with a 1.37 ERA (7 ER/46.0) and 53 SO over his first 8 starts.
- 🔴 Fanned a season-high 12 batters in 6.0 innings in his 1st High-A start on 5/5 at Winston-Salem.
- 🔴 Named Carolina League Pitcher of the Week for 6/4-10 after going 2-0 without allowing a run over 13.0 combined innings in 2 starts, including a 7.0-inning complete game shutout on 6/9 at Potomac.

Matt
Barnes

Matt Barnes, Continued

- 🔥 Tossed 0.2 innings for the U.S. Team in the All-Star Futures Game on 7/8 in Kansas City.
- 🔥 Entered the season ranked as Boston's No. 2 pitching prospect and No. 8 prospect overall by *Baseball America*... At the end of the year was Boston's No. 1 pitching prospect, No. 3 prospect overall, and tabbed as having the best fastball in the system.
- 🔥 Also selected as the No. 3 prospect overall in the CL at the close of the season by *Baseball America*.

Personal

- 🔥 Went 11-5 with 1.93 ERA (26 ER/121.0 IP) and 117 strikeouts in 17 starts as a junior at the University of Connecticut in 2011...Unanimously chosen as Big East Pitcher of the Year, named a Louisville Slugger and Baseball America All-American, and selected to Big East All-Academic Team...Won Big East pitching Triple Crown, leading the conference in wins (11), strikeouts (97), and ERA (1.20) during the 2011 regular season.
- 🔥 Pitched for USA Baseball's Collegiate National Team in 2010 and for Wareham of the Cape Cod League in 2009 and 2010.
- 🔥 Graduated from Bethel (CT) High School in 2008.

Matt Barnes' Career Record

YEAR	CLUB	W-L	ERA	G	GS	CG	SHO	SV	IP	H	R	ER	HR	HB	BB	SO	WP	BK
2012	Greenville	2-0	0.34	5	5	0	0	0	26.2	12	1	1	0	1	4	42	0	1
	Salem	5-5	3.58	20	20	1	1	0	93.0	85	42	37	6	8	25	91	6	1
2013	Portland	5-10	4.33	24	24	0	0	0	108.0	112	62	52	11	4	46	135	7	0
	Pawtucket	1-0	0.00	1	1	0	0	0	5.1	3	0	0	0	0	2	7	0	0
Minor League Totals		13-15	3.48	50	50	1	1	0	233.0	212	105	90	17	13	77	275	13	2

2011 Signed by the Boston Red Sox as a first-round selection (19th overall) in the June Draft

IN THE COMMUNITY

Matt was involved in local community outreach through his participation in the Red Sox 2014 Rookie Development program, including visiting Boston Children's Hospital and painting murals at the McKinley Middle School in Boston with members of the Red Sox Scholars program.

PRONUNCIATION GUIDE

Burke Badenhop (BAY-din-hahp)
Arnie Beyeler (BAY-ler)
Xander Bogaerts (BOH-gahrts)
Craig Breslow (BREHZ-loh)
Drake Britton (BRIT-uhn)
Clay Buchholz (BUK-hohlz)
Chris Capuano (kap-yoo-AH-noh)
Garin Cecchini (chick-KEE-nee)
Miguel (MEE-ghel) **Celestino** (sel-es-TEE-no)
Greg Colbrunn (KOHL-bruhn)
Rubby De La Rosa (ROO-bee)
Felix Doubront (doo-BRAHNT)
John Ely (EE-ly)
Jonny Gomes (gohmz)
Alex Hassan (HASS-in)
Jonathan Herrera (her-RAIR-uh)
Dalier (DAHL-yair) **Hinojosa** (ee-no-HOE-sah)
Ryan Lavarney (luh-VAHRN-way)
Torey Lovullo (leh-VELL-oh)

Deven Marrero (muh-RAIR-oh)
Heiker (AY-ker) **Meneses** (meh-NESS-es)
Jose Mijares (mee-HAH-rehs)
Edward Mujica (moo-HEE-kah)
Mike Napoli (NAHP-oh-lee)
Daniel Nava (NAH-vuh)
Juan Nieves (nee-EH-vehs)
Jake Peavy (PEE-vee)
Dustin Pedroia (puh-DROY-uh)
A.J. Pierzynski (peer-ZIN-skee)
Anthony Ranaudo (ran-AHH-doh)
Noe (no-EH) **Ramirez**
Blake Swihart (SWY-hart)
Junichi Tazawa (tah-ZAH-wah)
Koji Uehara (oo-uh-HAH-rah)
Christian Vazquez (VAZ-kehzh)
Shane Victorino (vik-toer-EE-noh)
Brayan (BRIY-in) **Villarreal** (vil-uh-ree-AL)

XANDER BOGAERTS 2

Full Name: Xander Jan Bogaerts

Bats: Right **Throws:** Right **Height:** 6-3 **Weight:** 185

Opening Day Age: 21

Born: October 1, 1992 in Oranjestad, Aruba

Resides: San Nicolaas, Aruba

Major League Service: 42 days

Acquired: Signed as an international free agent on August 23, 2009

Signed By: Mike Lord (Red Sox)

Contract Status: Signed through 2014



SS

Career Highlights

🔴 Last season, made ML debut with 18 regular season and 12 postseason games for the Red Sox...Started team's last 8 post-season games, becoming the youngest Red Sox ever to start a postseason contest at 21 years and 16 days old (prev. Babe Ruth at 21 years, 246 days in 1916).

🔴 Begins 2014 as the No. 2 prospect in baseball, according to *Baseball America*...Rated by *Baseball America* as the Red Sox' No. 1 prospect entering both 2013 and 2014...Also named the system's best power hitter each of the last 2 years.

🔴 Named *USA Today's* 2013 Minor League Player of the Year after splitting the bulk of the year between Double-A Portland and Triple-A Pawtucket...Honored as 2013 Red Sox Minor League Player of the Year by the Boston chapter of the BBWAA and *Baseball America*.

🔴 Also tabbed as *Baseball America's* No. 1 prospect in both the Triple-A International League and Double-A Eastern League in 2013.

🔴 Named 2012 Red Sox Minor League Offensive Player of the Year and earned a spot on *Baseball America's* 2012

🔴 Minor League All-Star Second Team after splitting the year between High-A Salem and Portland.

🔴 Became the 5th Aruban-born major leaguer and the 1st to play for the Red Sox...Was on the Netherlands' roster for the 2013 World Baseball Classic.

2013: Played in 18 regular season and 12 postseason games for the Red Sox in his ML debut.

🔴 Selected to BOS' active roster on 8/19 and made 12 regular season starts between SS (8 G/6 GS) and 3B (9 G/6 GS)...Hit safely in 7 games and the Sox were 7-0 in those contests.

🔴 In the regular season with BOS, went 7-for-15 (.467) vs. LHP and 4-for-29 (.138) vs. RHP.

🔴 Made ML debut with a start at SS on 8/20 at SF (0-for-3)...At 20 years and 323 days old, was BOS' youngest position player to appear in a game since Dwight Evans in 1972 (debuted at 20 years, 318 days old on 9/16 that year)...Was the Sox' youngest SS since Luis Alvarado in 1969 (20 years old) and the club's youngest player to appear in a game overall since RHP Jeff Suppan in 1995 (20 years old).

🔴 Was 3rd-youngest player to appear in a ML game in 2013 behind WSH's Bryce Harper and TEX's Jurickson Profar.

🔴 Singled off Brandon League in the 9th inning on 8/24 at LAD for 1st ML hit.

🔴 Recorded 1st extra-base hits of ML career 9/7 at NYY, including 1st home run off Jim Miller in the 5th inning.

🔴 Split minor league season between Double-A Portland and Triple-A Pawtucket, combining to hit .297 (132-for-444) with 23 doubles, 6 triples, 15 homers, 67 RBI, and 63 walks in 116 games.

🔴 Named *USA Today Sports'* Minor League Player of the Year and tabbed the SS on *Baseball America's* Minor League All-Star First Team...Received Greg Montalbano Award as Red Sox Minor League Player of the Year by the Boston Baseball Writers...Also named *Baseball America's* Red Sox Minor League Player of the Year.

🔴 Rated by *Baseball America* as the No. 1 prospect in both the International League and the Eastern League...Named the top Eastern League batting prospect in *Baseball America's* Best Tools Survey.

🔴 At Double-A Portland and Triple-A Pawtucket, combined to hit .297 (132-for-444) with 23 doubles, 6 triples, 15 home runs, 67 RBI, 63 walks, and 7 stolen bases.

🔴 Began season with 56 games for Portland, batting .311 (68-for-259) with 12 doubles, 6 triples, 6 HR, and 35 RBI...Hit in 14 of his last 15 games at Double-A from 5/27-6/12 (.440 AVG, 22-for-50, 4 2B, 3B, 4 HR, 14 RBI).

YOUTH ON THE BIG STAGE

Xander started for Boston in all 6 games of the 2013 World Series...At 21 years and 22 days old on Game 1, he was the 11th-youngest position player to start a World Series game...Among the other 10, 5 are in the Hall of Fame (Freddie Lindstrom, Mickey Mantle, Travis Jackson, Ty Cobb, Willie Mays) and 5 went on to win an MVP (Miguel Cabrera, Phil Cavarretta, Cobb, Mantle, Mays).

Bogaerts was the 2nd-youngest player ever to start each World Series game for a team that won it all. The only younger player was FLA's Miguel Cabrera at 20 years old in 2003.

Xander
Bogaerts

Xander Bogaerts, Continued

🔴 Played 60 games with the PawSox after a 6/13 promotion and hit .284 (32-for-225) with 11 doubles, 9 homers, and 32 RBI...With Pawtucket, made 49 appearances at SS and 10 at 3B.

🔴 At 20 years old, was the youngest player in the International League all season.

🔴 Made PawSox debut in a 6/14 doubleheader vs. Buffalo...Scored walk-off run in the 7th inning of Game 1, and launched a 2-run homer in Game 2.

🔴 For 2nd straight year, participated in the XM All-Star Futures Game...Started at SS for Team World in the 7/14 exhibition at Citi Field in New York...Went 2-for-3 with a walk and a run scored.

🔴 Invited to 1st Major League Spring Training and was the youngest Red Sox in big league camp (20 years old).

🔴 Appeared in 7 World Baseball Classic games during Netherlands' run to the World Championship Round...Went 5-for-19 (.263) with 2 doubles, an RBI.

🔴 Following the season, ranked as Boston's No. 1 prospect and the best power hitter in the system for a 2nd straight season, according to *Baseball America*.

POSTSEASON: Appeared in 12 of BOS' 16 postseason games...Made 8 starts, all at 3B in the club's last 8 games...Was 5th among postseason leaders (min. 25 PA) with a .412 OBP, 9th with a .481 SLG, and 8th with a .893 OPS, trailing only David Ortiz among Red Sox...Was 3rd on the team with a .296 postseason AVG...Reached in 7 of 11 postseason games with a PA and reached twice in 6 of 8 postseason games with multiple PA...Was the youngest Red Sox position player to appear in a postseason game, and 3rd youngest Red Sox to play in the postseason at age 21 or younger, joining Babe Ruth (20 in 1915, 21 in 1916) and Ken Brett (19 in 1967)...Pinch ran in the 9th inning in his postseason debut in Game 3 of the ALDS at TB...Came around to score the tying run on a Dustin Pedroia groundout, becoming the youngest Red Sox to score a run in postseason play, the 16th-youngest in MLB history...Drew a 7th-inning walk as a pinch hitter in ALDS Game 4 and scored the tying run on a wild pitch...T-1st among ALCS batters with 4 runs scored...In ALCS Game 5 made 1st start of the postseason at 3B...At 21 years and 16 days old, was the youngest Red Sox ever to start a postseason contest (prev. Babe Ruth at 21 years, 246 days old in Game 2 of 1916 World Series)...Was the 3rd-youngest ALCS starter ever behind Claudell Washington (20 years, 55 days in GM 2 in 1974) and Bret Saberhagen (20 years, 176 days in GM 3 in 1984)...Notched 1st hit of the postseason in ALCS Game 4 at DET, a 9th-inning double...Was youngest Red Sox ever to record a postseason hit...Was youngest player to appear in a World Series game since FLA's Miguel Cabrera in 2003 (20 years old) and the 17th-youngest position player in WS history...Tripled in World Series Game 3, the 3rd-youngest player to notch a triple in a WS game after Ty Cobb (20 in 1907, GM 4) and Mickey Mantle (20 in 1952, GM 4).

2012: Honored as Red Sox Minor League Offensive Player of the Year and Baseball America's Red Sox Minor League Player of the Year after splitting the season between High-A Salem and Double-A Portland...Also named to Baseball America's Minor League All-Star Second Team.

🔴 Combined to hit .307 (146-for-476) with 37 doubles, 3 triples, 20 home runs, 81 RBI, and 44 walks in 127 games...Ranked among Red Sox minor league leaders in home runs (T-2nd), RBI (3rd), and AVG (T-4th).

🔴 Was the Eastern League's youngest position player all year (2nd youngest overall).

🔴 Began year with 104 games for Salem and was named a Carolina League Regular and Post-Season All-Star.

🔴 Placed among Carolina League qualifiers in AVG (4th, .302), OBP (4th, .378), and SLG (2nd, .505).

🔴 Tied for the Carolina League lead with 8 homers over a 25-game stretch from 6/3-6/28...In that time, led the CL in SLG (.679) and OPS (1.144)...In 30 June games, batted .337 (34-for-101) with 24 RBI.

🔴 Promoted to Portland on 8/9 and homered that night in Double-A debut at Akron...Hit safely in his 1st 6 games at that level, including multiple hits in his 1st 4 tilts with the Sea Dogs.

🔴 Played for the World Team in the All-Star Futures Game on 7/8 in KC...Started as the DH and went 1-for-4.

🔴 Named CL Batter of the Week for 7/30-8/5, his last full week at that level...In that stretch, went 13-for-24 (.541) with 6 doubles, 4 RBI, and 4 walks.

🔴 Hit safely in 19 of 23 games with Portland at .326 (30-for-92), including 10 multi-hit contests.

🔴 Following the season, ranked by *Baseball America* as BOS' No. 1 prospect, as well as the best power hitter and best athlete in the system...Also selected as No. 1 position player prospect (No. 2 overall) in the Carolina League.

2011: Jumped to Single-A Greenville for his 1st season in the U.S.

🔴 Reported to the Drive on 6/9 and spent the rest of the season as the club's youngest player.

Ranked 3rd on the team with 16 home runs, tying for 3rd most in the South Atlantic League during his time with the club.

🔴 Knocked 2 home runs at Rome on 7/10, his 1st career multi-homer game.

Named the SAL Batter of the Week for 7/25-31 after going 8-for-23 (.348) and tying for the league lead with 3 homers and 7 RBI.

🔴 Closed out the season batting .352 (25-for-71) in his last 19 games, including 9 multi-hit efforts.

🔴 Following the season, rated as BOS's No. 2 prospect and the No. 10 prospect in the SAL by *Baseball America*...Also tabbed the No. 58 prospect in all of baseball.

Xander Bogaerts, Continued

2010: Named Red Sox Latin Program Player of the Year and a Dominican Summer League All-Star in his 1st professional season.

- ☛ Led the DSL Red Sox in AVG (.314), hits (75), HR (3), RBI (42), total bases (101), SLG (.423), and OPS (.819).
- ☛ Ranked 8th in AVG among DSL hitters with at least 200 AB.
- ☛ Topped the circuit with 295 chances and 110 putouts at shortstop.
- ☛ He and twin brother Jair each hit a grand slam on 8/20 in a 16-0 win at the DSL Indians.
- ☛ Notched a 13-game hit streak to close out the season (.358 AVG, 19-for-53, 2 HR).

Personal

- ☛ Graduated from Colegio Arubano High School in Aruba in 2009.
- ☛ Was a part of the Netherlands' gold-medal squad in the 2011 IBAF Baseball World Cup...Participated in the Senior Little League World Series in Bangor, ME in 2009.
- ☛ Is the twin brother of former Red Sox minor league 1B Jair Bogaerts, who was a player to be named later sent to the Cubs on 3/29/12 to complete the compensation for Theo Epstein joining the Cubs as the team's President of Baseball Operations...The brothers signed with the Red Sox on the same day.
- ☛ Speaks English, Spanish, Dutch, and Papiamentu.
- ☛ Participated in the 2013 Red Sox Rookie Program.

IN THE COMMUNITY

Xander has been involved in local community outreach, visiting the Jimmy Fund and Boston Children's Hospital during the Red Sox 2013 Rookie Development program...In 2013, met and visited with Jimmy Fund patients during their visit to Fenway Park. Also attended Picnic in the Park to benefit the Red Sox Foundation in September of 2013.

Xander
Bogaerts

Xander Bogaerts' Career Record

YEAR	CLUB	AVG.	G	AB	R	H	2B	3B	HR	RBI	SH	SF	HB	BB	SO	SB	CS	E
2010	DSL Red Sox	.314	63	239	39	75	7	5	3	42	0	5	6	30	37	4	5	21
2011	DSL Red Sox	.200	1	5	0	1	0	0	0	1	0	0	0	0	2	0	0	0
	Greenville	.260	72	265	38	69	14	2	16	45	0	4	2	25	71	1	3	26
2012	Salem	.302	104	384	59	116	27	3	15	64	1	2	5	43	85	4	4	17
	Portland	.326	23	92	12	30	10	0	5	17	0	1	3	1	21	1	1	4
2013	BOSTON	.250	18	44	7	11	2	0	1	5	0	1	0	5	13	1	0	0
	Portland	.311	56	219	40	68	12	6	6	35	1	2	2	35	51	5	1	9
	Pawtucket	.284	60	225	32	64	11	0	9	32	1	0	2	28	44	2	2	11
Major League Totals		.250	18	44	7	11	2	0	1	5	0	1	0	5	13	1	0	0
Minor League Totals		.296	379	1429	220	423	81	16	54	236	3	14	20	162	311	17	16	88
Red Sox Totals		.250	18	44	7	11	2	0	1	5	0	1	0	5	13	1	0	0

2009 Signed by the Boston Red Sox as an international free agent on 8/23

Additional Batting Statistics

YEAR	CLUB	OBP	SLG	OPS	TB	GDP
2013	BOSTON	.320	.364	.684	16	1

Division Series Record

YEAR	CLUB	AVG	G	AB	R	H	2B	3B	HR	RBI	SH	SF	HB	BB	SO	SB	CS	E
2013	BOS vs. TB	—	2	0	3	0	0	0	0	0	0	0	0	2	0	0	0	0

League Championship Series Record

YEAR	CLUB	AVG	G	AB	R	H	2B	3B	HR	RBI	SH	SF	HB	BB	SO	SB	CS	E
2013	BOS vs. DET	.500	4	6	4	3	3	0	0	0	0	0	0	3	1	0	0	0

World Series Record

YEAR	CLUB	AVG	G	AB	R	H	2B	3B	HR	RBI	SH	SF	HB	BB	SO	SB	CS	E
2013	BOS vs. STL	.238	6	21	2	5	0	1	0	2	0	1	0	1	8	0	0	1

World Baseball Classic Record

YEAR	CLUB	AVG.	G	AB	R	H	2B	3B	HR	RBI	SH	SF	HB	BB	SO	SB	CS	E
2013	NED	.263	7	19	1	5	2	0	0	1	2	0	0	3	3	0	0	0



Xander Bogaerts, Continued

Career Fielding Record

YEAR	CLUB	POS	PCT.	G	GS	PO	A	E	TC	DP
2013	BOSTON	3B	1.000	9	6	9	9	0	18	1
	BOSTON	SS	1.000	8	6	6	20	0	26	1
	Career Totals	3B	1.000	9	6	9	9	0	18	1
		SS	1.000	8	6	6	20	0	26	1

Career Single-Game Highs

HITS	2, 4 times, last 9/15/13 vs. NYY
DOUBLES	1, 2 times, last 9/15/13 vs. NYY
HOME RUNS	1, 9/7/13 at NYY
RBI	3, 9/7/13 at NYY
RUNS SCORED	2, 2 times, last 9/15/13 vs. NYY
WALKS	1, 5 times, last 9/29/13 at BAL
STRIKEOUTS	3, 9/29/13 at BAL
STOLEN BASES	1, 9/15/13 vs. NYY
HITTING STREAK	2, 2 times, last 8/31/13-9/1/13
EJECTIONS	None

Home Run Notes

MULTI-HOME RUN GAMES (0)
LEADOFF HOME RUNS (0)
GRAND SLAMS (0)
PINCH-HIT HOME RUNS (0)
EXTRA-INNING HOME RUNS (0)
GAME-ENDING HOME RUNS (0)
INSIDE-THE-PARK HOME RUNS (0)

2014
Red Sox

ALL-TIME RED SOX LEADERS AT FENWAY PARK

BATTING LEADERS

AVG	.369	Wade Boggs
SLG	.652	Ted Williams
Hits	1,822	Carl Yastrzemski
Walks	1,031	Ted Williams
SB	107	Harry Hooper
Doubles	382	Carl Yastrzemski
Triples	63	Harry Hooper
HR	248	Ted Williams
RBI	1,063	Carl Yastrzemski

PITCHING LEADERS

Wins	98	Tim Wakefield
Strikeouts	1,332	Roger Clemens
ERA	1.80	Carl Mays
Saves	104	Jonathan Papelbon

NOTE: Minimum 2,000 AB for AVG and SLG,
Minimum 500.0 IP for ERA

Fenway Park leaders courtesy Elias Sports Bureau

ALL-TIME OPPONENT LEADERS AT FENWAY PARK

BATTING LEADERS

AVG	.377	Fred McGriff
SLG	.724	Frank Robinson
Hits	218	Al Kaline
Walks	126	Eddie Yost
SB	47	Rickey Henderson
Doubles	49	Al Kaline
Triples	17	Ty Cobb
HR	38	Mickey Mantle, Babe Ruth
RBI	152	Lou Gehrig

PITCHING LEADERS

Wins	19	Hooks Dauss
Strikeouts	186	Bob Feller
ERA	1.72	Lefty Grove
Saves	36	Mariano Rivera

NOTE: Minimum 200 AB for AVG and SLG,
Minimum 100.0 IP for ERA

Fenway Park leaders courtesy Elias Sports Bureau

JACKIE BRADLEY JR. 25

Full Name: Jackie Bradley Jr.
Bats: Left **Throws:** Right **Height:** 5-10 **Weight:** 195
Opening Day Age: 23 (Turns 24 on April 19)
Born: April 19, 1990 in Richmond, VA
Resides: Richmond, VA
Major League Service: 59 days
Acquired: Selected in the supplemental round (40th overall) of the 2011 June Draft
Signed By: Quincy Boyd (Red Sox)
Contract Status: Signed through 2014



OF

Career Highlights

- Entering 4th professional season, 2nd in Major League Spring Training camp...Made ML debut as Opening Day LF in 2013, less than 2 years after being selected in the supplemental round of the 2011 June Draft (40th overall).
- Ranked as the No. 1 outfield prospect, No. 3 prospect overall, in the Red Sox system by *Baseball America* during the offseason, as well as the No. 50 prospect in all of baseball.
- This offseason was tabbed by *Baseball America* as the best defensive outfielder in the Red Sox system and as having the best outfield arm among Sox farmhands, both for a 2nd straight season...Was named Red Sox 2012 Defensive Player of the Year, playing primarily as a CF.
- Honored by the Boston BBWAA as the Red Sox 2012 Minor League Player of the Year after appearing in just 10 games in 2011, his 1st pro campaign...Also named to *Baseball America's* 2012 Minor League All-Star Second Team.
- Participated in the 2013 Red Sox Rookie Program.

2013: Split the season between Boston and Triple-A Pawtucket after never before playing above Double-A.

- Reached in 19 of his 32 ML games with a PA over 4 stints with the Red Sox, including 9 of 13 contests with a PA in his final stint with the club beginning 9/7.
- Appeared in 37 games overall (26 starts) with the Sox, including 14 in LF (10 GS), 19 in CF (16 GS), 2 in RF, and 2 as a PH...Each of last 16 ML starts beginning 5/31 came in CF, including 10 of the club's 19 games after final recall on 9/7.
- Broke spring training with the big league club...Was just the 2nd Red Sox farmhand since 1981 to make the Opening Day roster without Triple-A experience (also Shea Hillenbrand in 2001)...Other notable Red Sox to do it over the last 50 years include Bruce Hurst (1980), Bob Stanley (1977), and Billy Conigliaro (1964).
- Made ML debut with a start in LF on Opening Day, 4/1 at NYY...At 22 years old, was the youngest Red Sox OF to start on Opening Day since a 21-year-old Dwight Evans in 1973 (RF) and the club's youngest Opening Day LF since Carl Yastrzemski's 1st 2 seasons in 1961 (21) and 1962 (22).
- Became the 1st Red Sox to debut on Opening Day against the Yankees since Tony Conigliaro in 1964...Also the 1st Red Sox to make his ML debut with an Opening Day start since Shea Hillenbrand in 2001.
- Went 0-for-2 with 3 walks, an RBI, and 2 runs scored in his debut...With a 2nd-inning walk off CC Sabathia, became the 1st Red Sox to reach base safely in his 1st ML PA while debuting on Opening Day since Joe Lahoud in 1968...Since RBI became an official stat in 1920, was the 1st player with at least 3 walks, a run, and an RBI in his ML debut...Was the 1st ML player with 3 walks in his debut since MIN's Danny Ardo in 8/2/00, the 1st Red Sox to do it since Lahoud on 4/10/68.
- Had 2 runs and an RBI in each of 1st 2 ML games, the 2nd player to do that in 25 years starting in 1989 (Eric Hinske, 2002)...Since 1920, the only other Red Sox to do it was Sam Horn in 1987.
- Optioned to Triple-A Pawtucket on 4/18 when David Ortiz came off the DL.
- Played in BOS' first 7 games after 5/29 recall and was optioned back to the PawSox on 6/8...Appeared in 4 games (1 start) during 3rd ML stint from 7/9-13.
- Snapped an 0-for-21 drought with a 9th-inning single on 5/30 at PHI.
- Went 3-for-5 with 2 doubles on 6/1 at NYY for his 1st ML multi-hit game.
- Hit 1st ML homer (off Justin Grimm) and set a career-high with 3 RBI on 6/4 vs. TEX.
- Scored the game-winning run in the top of the 10th inning on 7/11 at SEA...Pinch-ran for Ryan Lavanway at 1st base and scored from 2nd on Daniel Nava's 2-out single.
- Went 6-for-16 (.375) over his last 7 games of the season beginning 9/19.
- Hit a game-winning, 3-run home run in the 2nd inning on 9/22 vs. TOR.
- Played 80 games for Pawtucket, his 1st Triple-A experience...Named the No. 8 prospect in the International League by *Baseball America*...Among IL hitters with at least 300 AB, ranked 6th with an .842 OPS.

Jackie
Bradley Jr.

Jackie Bradley Jr., Continued

🔥 Paced Pawtucket with 26 doubles, 3 triples, and 39 extra-base hits...Also topped the club (min. 200 AB) with a .374 OBP.

🔥 Did not commit an error in 68 Triple-A games in the outfield, including 58 appearances in CF, 7 in RF, and 4 in LF... His 165 chances were 2nd most among IL outfielders that did not commit an error.

🔥 Named the best defensive OF in the IL in *Baseball America's* 2013 Best Tools Survey...Was Red Sox Minor League Defensive Player of the Month for June.

🔥 On the PawSox' 7-day DL from 5/4-17 (biceps tendonitis) and 7/31-8/8 (right elbow inflammation).

🔥 Matched Pawtucket's season high with a 15-game hit streak from 4/30-6/14 (G1)...Hit .439 (25-for-57) with 9 doubles, 1 triple, 2 homers, 11 runs, 8 RBI, and 8 walks during that stretch...Doubled in the last 6 games of that streak beginning 5/26...Had 6 straight multi-hit games from 5/20-27 (.480 AVG, 12-for-25).

🔥 Went 5-for-13 (.385) with 2 runs, an RBI, and a walk in 3 IL playoff games.

🔥 Following the season, ranked by *Baseball America* as BOS' No. 1 outfield prospect (No. 3 overall), as well as the system's best defensive outfielder and as having the system's best outfield arm, both for a 2nd straight year.

2012: Selected as Red Sox Minor League Player of the Year by the Boston Baseball Writers after his 1st full minor league campaign...Also named to *Baseball America's* 2012 Minor League All-Star Second Team.

🔥 Combined to bat .315 (146-for-463) with 42 doubles, 4 triples, 9 homers, and 63 RBI in 128 games between High-A Salem and Double-A Portland...Tied for 7th among all minor leaguers in doubles and tied for 8th with 87 walks.

🔥 Led BOS farmhands with 90 runs and 87 walks...Also topped the system (min. 250 AB) with a .430 OBP and ranked 2nd among Sox minor league qualifiers in AVG.

🔥 Was the Red Sox Minor League Defensive Player of the Year...Posted a .973 fielding percentage (7 E/260 TC) between center field (114 games) and right field (1 game).

🔥 Began the year with Salem and earned Carolina League Mid- and Post-Season All-Star honors.

🔥 Selected as the organization's Minor League Defensive Player of the Month for April.

🔥 Named Topps Player of the Month in the Carolina League for May after batting .382 (34-for-89) with a CL-high 21 walks.

🔥 Also hit .359 in April (28-for-78) and .336 in June (36-for-107).

🔥 Reached via hit or walk in a Carolina League-high 29 consecutive home games from 4/13-6/7 (.440, 44-for-100, 23 BB), while posting a league-high 17-game home hitting streak from 4/13-5/20 (.488, 20-for-41).

🔥 Played the entire Carolina/California League All-Star Game on 6/19, batting leadoff and in center field.

🔥 Led full-season minor leaguers with a .480 OBP prior to promotion to Double-A on 6/21 after the All-Star break... Also topped the Carolina League with a .359 AVG, 53 runs (tied), 26 doubles, and 52 walks in the 1st half and led the Sox with 16 stolen bases.

🔥 Hit safely in 16 of his 1st 18 Double-A games through 7/7, batting .384 (28-for-73) in that stretch.

🔥 Following the season, ranked by *Baseball America* as BOS's No. 1 outfield prospect, No. 2 prospect overall, the best defensive outfielder and as having the best outfield arm and best strike zone discipline in the system.

🔥 Selected by BA as the No. 1 outfield prospect in both the Carolina League (No. 4 overall) and the Eastern League (No. 5 overall).

🔥 Rated in *Baseball America's* Best Tools Survey as the Carolina League's most exciting player, best defensive outfielder, best batting prospect, and best base runner, as well as having the CL's best outfield arm and best strike zone judgment.

2011: Appeared in 10 games between Short-A Lowell and Single-A Greenville in 1st pro season.

🔥 Hit 1st career home run in his final game of the season on 9/4 at Hickory.

🔥 Following the season, ranked by *Baseball America* as BOS's No. 3 outfield prospect and No. 10 prospect overall, as well as the best defensive outfielder in the system.

Personal

🔥 Married to Erin.

🔥 Led the 2010 National Champion Gamecocks with a .368 AVG and was named both the Most Outstanding Player and to the All-Tournament Team at the College World Series.

🔥 Named a Freshman All-American by *Baseball America*, Collegiate Baseball, the NCBWA, and Rivals.com...Also named to 2009 SEC All-Freshman Team.

🔥 Played for USA Baseball's Collegiate National Team in 2010.

🔥 Hit .275 (42-for-153) in 43 games for the Hyannis Mets of the Cape Cod League in 2009...Led the Cape League with 4 triples.

🔥 Attended Prince George (VA) High School...Named to the 2008 Virginia AAA All-State Team.

Jackie Bradley Jr., Continued

IN THE COMMUNITY

Jackie participated in multiple Red Sox Foundation events in 2013, including Picnic in the Park, the Welcome Home Party, and Casino Night...Also spoke to BoSox Club members at their picnic in spring training and attended the Diamond Dinner at JetBlue Park, benefiting the Children's Hospital of Southwest Florida...Met Jimmy Fund patients during their visits to Fenway Park, and visited the Jimmy Fund and Boston Children's Hospital during the 2013 Sox Rookie Development program.

Jackie Bradley Jr.'s Career Record

YEAR	CLUB	AVG.	G	AB	R	H	2B	3B	HR	RBI	SH	SF	HB	BB	SO	SB	CS	E
2011	Lowell	.190	6	21	5	4	0	0	0	0	0	0	0	4	5	0	2	0
	Greenville	.333	4	15	2	5	1	0	1	3	0	0	0	0	3	0	0	0
2012	Salem	.359	67	234	53	84	26	2	3	34	0	8	10	52	40	16	6	4
	Portland	.271	61	229	37	62	16	2	6	29	0	3	4	35	49	8	3	3
2013	BOSTON	.189	37	95	18	18	5	0	3	10	0	0	2	10	31	2	0	1
	Pawtucket	.275	80	320	57	88	26	3	10	35	2	1	10	41	75	7	7	0
Major League Totals		.189	37	95	18	18	5	0	3	10	0	0	2	10	31	2	0	1
Minor League Totals		.297	218	819	154	243	69	7	20	101	2	12	24	132	172	31	18	7
Red Sox Totals		.189	37	95	18	18	5	0	3	10	0	0	2	10	31	2	0	1

2011 Signed by the Boston Red Sox as a supplemental-round selection (club's 4th pick, 40th overall) in the June Draft

Additional Batting Statistics

YEAR	CLUB	OBP	SLG	OPS	TB	GDP
2013	BOSTON	.280	.337	.617	32	1

Career Fielding Record

YEAR	CLUB	POS	PCT.	G	GS	PO	A	E	TC	DP
2013	BOSTON	OF	.983	34	26	57	1	1	59	0

Career Single-Game Highs

HITS	3, 6/1/13 at NYY
DOUBLES	2, 6/1/13 at NYY
HOME RUNS	1, 3 times, last 9/22/13 vs. TOR
RBI	3, 2 times, last 9/22/13 vs. TOR
RUNS SCORED	2, 4 times, last 9/7/13 at NYY
WALKS	3, 4/1/13 at NYY
STRIKEOUTS	2, 8 times, last 9/22/13 vs. TOR
STOLEN BASES	1, 2 times, last 9/24/13 at COL
HITTING STREAK	4, 9/19/13-9/24/13
EJECTIONS	None

Home Run Notes

MULTI-HOME RUN GAMES (0)
LEADOFF HOME RUNS (0)
GRAND SLAMS (0)
PINCH-HIT HOME RUNS (0)
EXTRA-INNING HOME RUNS (0)
GAME-ENDING HOME RUNS (0)
INSIDE-THE-PARK HOME RUNS (0)

Jackie
Bradley Jr.

BRYCE BRENTZ 73

Full Name: Bryce Everett Brentz
Bats: Right **Throws:** Right **Height:** 6-0 **Weight:** 210
Opening Day Age: 25
Born: December 30, 1988 in Crossville, TN
Resides: Murfreesboro, TN
Major League Service: None
Acquired: Selected in the supplemental round (36th overall) of the 2010 June Draft
Signed By: Danny Watkins (Red Sox)
Contract Status: Signed through 2014



OF

Career Highlights

🔴 In 5th professional season and 1st in big league camp...Selected in supplemental round (36th overall) of 2010 June Draft and added to the Red Sox' 40-man roster on 11/20/13.

🔴 Has hit at least 17 home runs in each of his 3 full minor league seasons, including a career-high 30 homers between Single-A Greenville and High-A Salem in 2011...Owns a lifetime .481 SLG and .811 OPS in first 4 minor league seasons.

🔴 Named Double-A Portland's MVP in 2012 after leading the club in many offensive categories.

🔴 Led Red Sox minor league qualifiers with a .306 AVG and .574 SLG in 2011, earning Red Sox Offensive Co-Player of the Year Award.

🔴 Participated in the Red Sox Rookie Program prior to the 2013 season.

🔴 Enters the season as the Red Sox' No. 3 outfield prospect according to *Baseball America*.

2013: Led Triple-A Pawtucket with 17 home runs in 82 games...Had the 8th-best AB/HR ratio among International Leaguers with at least 300 AB (19.2).

🔴 His 19 total homers, including a rehab stint, tied for the lead among Red Sox farmhands.

🔴 Ranked 2nd on the PawSox in SLG (.475) and total bases (155).

🔴 Opened the season with an 8-game hitting streak from 4/4-13 (.364, 12-for-33, 5 2B, HR, 7 RBI).

🔴 Went deep in 3 straight games from 4/28-30 vs. Columbus.

🔴 Had multiple hits in 4 straight games from 5/11-15...Hit .533 (8-for-15) in that stretch.

🔴 Connected for a walk-off 3-run homer on 5/17 vs. Gwinnett.

🔴 Had a season-high 10-game hit streak from 5/21-31, with a .318 AVG (14-for-44), a double, 3 homers, 9 RBI, and 3 walks in that stretch.

🔴 Placed on 7-day DL on 7/6 with a right knee injury...Activated on 8/25 after a 6-game rehab stint with the Rookie-level GCL Red Sox in which he hit .235 (4-for-17) with 2 doubles, 2 homers, and 8 RBI.

🔴 Hit 6 of his 17 homers for Pawtucket over 20 games from 6/9-7/5, immediately preceding trip to the DL...Went deep in 8/25 return vs. Scranton/Wilkes-Barre.

🔴 Went 4-for-34 (.118) with 2 doubles, a homer, 2 RBI, and a walk in 8 playoff games for the PawSox...Homered and doubled in Game 1 of the Semifinals at Rochester.

🔴 Following the season, played in 19 games for Escogido in the Dominican Winter League (.105, 6-for-57, 2 2B, HR, 8 RBI, 6 BB).

2012: Named Double-A Portland's Most Valuable Player after leading the club in games (122), at-bats (456), hits (135), doubles (30), RBI (76), and total bases (218).

🔴 Placed 5th among Eastern League qualifiers with a .478 SLG.

🔴 Ranked among all Red Sox minor league leaders in AVG (8th, .290) and RBI (4th).

🔴 Hit .390 (60-for-154) with 14 doubles and 7 homers in 38 games as a DH.

🔴 Collected a career-high 5 hits on 5/13 at Trenton and 5/31 at Harrisburg.

🔴 Named EL Batter of the Week for 5/28-6/3 after hitting .435 (10-for-23) with 5 extra-base hits and a league-leading 6 runs (tied) and 19 total bases.

🔴 Selected as EL Batter of the Week for 8/20-26 after posting a league-best .536 AVG (15-for-28) and 10 RBI.

🔴 Chosen as Red Sox Minor League Offensive Player of the Month for August/September (.393, 35-for-89, 8 2B, 4 HR, 24 RBI, 14 R).

🔴 Promoted to Triple-A Pawtucket on 8/30 and played in 5 regular season games.

🔴 Appeared in 7 playoff games with the PawSox and hit .333 (8-for-24) with 6 extra-base hits.

Bryce Brentz, Continued

Following the season, ranked by *Baseball America* as Boston's No. 2 outfield prospect, No. 8 prospect overall, and as having the best outfield arm in the EL after recording 10 assists.

Hit .297 (19-for-64) with 2 home runs and 11 RBI in 17 games for Surprise of the Arizona Fall League and was named to the league's Top Prospects Team as a DH.

2011: Named Red Sox Offensive Co-Player of the Year after hitting .306 (140-for-458) with 25 doubles, 4 triples, 30 homers, 94 RBI, and 91 runs in 115 games between Single-A Greenville and High-A Salem.

Led qualifying Sox minor leaguers in AVG and SLG (.574) and also paced the system in RBI, runs, and total bases (263)...Ranked 2nd in homers.

Set a Greenville franchise-record with a 35-game on-base streak to begin the season (57 H, 14 BB, 2 HBP), including a South Atlantic League-leading 26-game hit streak to end that stretch from 4/17-5/15.

Named Player of the Week in the SAL for 5/9-15 after batting .552 (16-for-29) with 13 RBI, the highest marks in Single-A during that time.

Transferred to Salem on 5/21 and ranked 5th among Carolina League leaders with 19 home runs despite spending time on the DL from 5/24-6/12 with a left wrist sprain.

Selected to the CL Year-End All-Star Team.

Named Player of the Week in the CL for 6/27-7/3 after leading the league with 4 homers and 22 total bases.

Picked as Topps CL Player of the Month for August after hitting .321 (34-for-106) with 7 homers and 23 RBI during the month.

Named Red Sox Minor League Offensive Player of the Month for April and August/September.

Following the season, ranked by *Baseball America* as Boston's No. 1 outfield prospect, No. 5 prospect overall, and the best power hitter in the Sox system...Also named best power prospect and No. 8 prospect overall in the CL by the same publication.

2010: Made pro debut at Short-A Lowell and led the Spinners in games (69), at-bats (262), triples (4), and RBI (39) while placing 2nd in homers (tied, 5) and total bases (89).

Named the No. 13 prospect in the New York-Penn League by *Baseball America*.

Personal

Hit .348 with 15 homers, 49 RBI, a .440 OBP, and .636 SLG in 46 games as a junior for Middle Tennessee State University in 2010.

In 2009, led the NCAA in AVG (.465), homers (28), SLG (.930), and total bases (214) as Sun Belt Player of the Year.

Hit .366 (26-for-71) in 23 games during the 2009 Team USA season.

Selected by CLE in the 30th round of the June 2007 draft but did not sign.

Graduated from South-Doyle (TN) High School in 2007.

IN THE COMMUNITY

Bryce was involved in local community outreach through his participation in the Red Sox 2013 Rookie Development program, including visiting the Jimmy Fund and Boston Children's Hospital.

Bryce Brentz's Career Record

YEAR	CLUB	AVG	G	AB	R	H	2B	3B	HR	RBI	SH	SF	HB	BB	SO	SB	CS	E
2010	Lowell	.198	69	262	28	52	14	4	5	39	0	2	1	21	76	5	4	4
2011	Greenville	.359	40	170	43	61	10	3	11	36	0	0	2	14	35	2	2	8
	Salem	.274	75	288	48	79	15	1	19	58	0	4	3	26	80	1	1	9
2012	Portland	.296	122	456	62	135	30	1	17	76	0	4	4	40	130	7	5	5
	Pawtucket	.118	5	17	0	2	0	0	0	0	0	4	0	1	6	0	0	0
2013	Pawtucket	.264	82	326	36	86	16	1	17	56	0	0	3	20	86	1	0	8
	GCL Red Sox	.235	6	17	3	4	2	0	2	8	0	0	1	1	4	0	0	0
Minor League Totals		.273	399	1536	220	419	87	10	71	273	0	10	14	123	417	16	12	34

2007 Selected by the Cleveland Indians in the 30th round of the June draft (did not sign)

2010 Signed by the Boston Red Sox as a supplemental-round selection (36th overall) in the June Draft

CRAIG BRESLOW 32

Full Name: Craig Andrew Breslow
Bats: Left **Throws:** Left **Height:** 6-1 **Weight:** 181
Opening Day Age: 33 (Turns 34 on August 8)
Born: August 8, 1980 in New Haven, CT
Resides: Naples, FL
Major League Service: 6 years, 88 days
Acquired: From Arizona in exchange for RHP Matt Albers and OF Scott Podsednik on July 31, 2012
Signed By: Tom Tanous (Red Sox)
Contract Status: Signed through 2014 (Club option for 2015)



LHP

Career Highlights

Is in his 2nd stint with the Red Sox with 2014 marking his 5th overall season in the organization... Spent the 2006-07 seasons in BOS organization after signing as a minor league free agent in January 2006... Was acquired by the Red Sox via trade from ARI on 7/31/12.

Was on the Red Sox roster for their run to the 2013 World Series championship... Appeared in 10 games during the 2013 postseason between the ALDS, ALCS, and World Series.

Selected by the Brewers in the 26th round of the June 2002 draft, has made 419 career major league relief appearances over parts of 8 seasons with the Padres (2005), Red Sox (2006, 2012-13), Indians (2008), Twins (2008-09), A's (2009-11), and D-backs (2012).

Among active LHP with at least 300.0 IP, ranks 4th with a career 3.00 ERA and 3rd with a .225 opponent AVG.

Limiting right-handed hitters to a .222 AVG (191-for-860) and lefties to a .230 clip (141-for-613) over his career.

Has allowed 24.6 percent of inherited runners to score (228 IR/56 IRsc), the 8th-lowest mark among active hurlers (min. 200 inherited runners).

Has made 60 or more appearances in each of the last 5 seasons for a total of 343, which ranks 5th most among all major league relievers since 2009.

Set an A's single-season club record for strikeouts by a left-handed reliever in 2010 with 71.

Born in New Haven, CT and is a Yale graduate... Was the 24th Bulldog to reach the majors and 1st since pitcher Ron Darling in 1983... In 2012 with BOS, along with catcher Ryan Lavarnway, formed 2nd pair of Yale products to play in at least 1 game for the same major league team in a season, joining Frank Quinn and Sam Mele, who both played for the Red Sox in 1949.

Founded the "Strike 3 Foundation" in 2008 to heighten awareness, mobilize support, and raise funding for childhood cancer research.

2013: Posted a career-best 1.81 ERA (12 ER/59.2 IP) in 61 games for the Red Sox... Ranked 6th among all AL relievers in ERA (11th in MLB), and 3rd among lefties in the AL (5th in MLB).

Began the season on the 15-day disabled list with left shoulder tendinitis... Made 5 rehab appearances between both Double-A Portland and Triple-A Pawtucket.

Reinstated from the DL on 5/6 and made his season debut that night vs. MIN (1.0 IP, SO).

Made 61 appearances after his activation on 5/6 which were 6th most among AL pitchers (T-8th in MLB) beginning on that date.

No runs allowed in 52 of his 61 appearances... Had 23 perfect appearances, 2nd most on the staff.

His 5 wins tied for the lead among Sox relievers and were his most since a single-season career-high 8 in 2009 with OAK and MIN.

Was 3-1 with a 0.56 ERA (2 ER/32.1 IP) in 29 appearances on the road and 28 of those appearances were scoreless... Was 2-1 with a 3.29 ERA (10 ER/27.1 IP) in 32 games at Fenway Park.

Threw more than 1.0 inning 14 times (4-1, 1.14 ERA, 3 ER/23.2 IP)... Pitched 2.0 or more innings 5 times.

Earned his 1st win of the season in the Sox' 6-5 walk-off victory over CLE on 5/26... BOS trailed 5-2 entering the bottom of the 9th inning.

Posted a career-best 16-game scoreless streak (13.2 IP), 7/22-8/31... Held opponents to a .140 AVG (6-for-43) over that span... All 12 of his appearances in the month of August were scoreless (8.2 IP).

LOWEST ERA AMONG ACTIVE LHP

PITCHER	ERA
Clayton Kershaw	2.60
Craig Breslow	2.82
Eric O'Flaherty	2.85
Chris Sale	2.97
Madison Bumgarner	3.08
<i>(min. 300.0 innings pitched)</i>	

Craig Breslow, Continued

👉 Went 2-0 with a 0.35 ERA (1 ER/25.2 IP), 12 H, 9 BB, 14 SO, .146 opp. AVG (12-for-82), and a 0.82 WHIP over his final 28 appearances of the season beginning 7/22.

👉 Each of his final 11 appearances of the season were scoreless (11.0 IP) and held opponents to a .143 AVG (5-for-35)...Lowered his ERA from 2.22 on 9/1 to 1.81 at the season's end.

POSTSEASON: Made his postseason debut with BOS...Appeared in 10 games between the ALDS, ALCS, and World Series, going 1-0 with a 2.45 ERA (2 ER/7.1 IP), and 4 holds...Made the 3rd-most appearances out of the BOS bullpen in the postseason, and was tied for the 4th most games for any pitcher in the 2013 postseason...Recorded a hold in his postseason debut in ALDS Game 2 vs. TB, throwing 1.2 scoreless innings...Was the winning pitcher in the Red Sox' series-clinching victory over the Rays in ALDS Game 4 on 10/8...Struck out 4 in 1.2 IP, including each of the first 4 batters he faced...Made 4 appearances in the ALCS against DET, recording 3 holds...Allowed only 1 hit in 11 at-bats (.091 AVG) against DET hitters, including a combined 0-for-6 for Victor Martinez (0-3), Prince Fielder (0-2), and Miguel Cabrera (0-1)...Appeared in 3 World Series games against STL...Was charged with a blown save in Game 2 vs. STL on 10/26...Allowed the game-tying run on a sacrifice fly to Matt Carpenter, and allowed the go-ahead run after his throwing error...Appeared in both Game 3 and Game 4 at STL, but did not record an out in either appearance.

2012: Split the season between ARI and BOS...Acquired by the Red Sox at the 7/31 trade deadline for RHP Matt Albers and OF Scott Podsednik.

👉 Held left-handed batters to a .222 AVG (24-for-108) overall...Posted a .074 opponent clip (2-for-27) vs. the AL East while tossing 9.2 scoreless frames over 10 outings against the division.

👉 Began the year with the D-backs and went 2-0 with a 2.70 ERA (13 ER/43.1 IP) in 40 relief outings...Fanned 42 batters with ARI, 8th-most among left-handed NL relievers at the time of the trade...16 of his 1st 18 appearances were scoreless, including 8 straight from 5/2-18 (9.1 IP).

👉 Made 300th career appearance on 4/17 vs. PIT.

👉 Tossed a season-high 2.1 innings on 4/20 vs. ATL (0 R), his 6th career outing of more than 2.0 innings.

👉 Did not walk a batter in a career-high 11 consecutive games from 5/29-7/2 (11.2 IP).

👉 27 of his last 31 games were scoreless beginning at the start of July (2.22 ERA, 7 ER/28.1 IP)...Recorded 36 SO over 33.0 IP over his final 34 games beginning 6/23.

👉 Tallied at least 1 SO in a career-high 7 straight outings from 7/15-8/1 (10 SO), with the last of those appearances coming with BOS.

👉 Added to Red Sox active roster on 8/1 and appeared in 23 games with BOS, posting a 2.70 ERA (6 ER/20.0 IP) and holding opponents to a .206 AVG (14-for-68) with 19 SO...Allowed runs in just 3 outings with the Sox.

👉 Recorded 5 holds with the Sox, tied for the club lead beginning 7/31 (also Tazawa).

👉 Tossed 9.0 scoreless innings over 10 games to end the season beginning 9/2, holding opponents to .143 clip (4-for-28) with 9 SO during that span...15 of his final 16 outings of 2012 were scoreless beginning on 8/15 and had 15 SO in that time (2.45 ERA, 4 ER/14.2 IP).

2011: In 2nd full season with the A's, made 67 appearances and led all relief pitchers with a career-high 5 pickoffs.

👉 Topped AL relievers in caught stealing (7)...Also ranked 11th in the AL in inherited runners scored percent (21.1, 8-of-38).

👉 Had a 3.06 ERA (11 ER/32.1 IP) prior to the All-Star Break and a 4.67 ERA (14 ER/27.0 IP) after.

👉 Compiled a pair of 11-game scoreless streaks (4/13-5/3 and 6/11-7/15), tying his career-long stretch for the 3rd and 4th time.

👉 Traded to ARI on 12/9 with RHP Trevor Cahill and cash considerations in exchange for RHPs Jarrod Parker and Ryan Cook and OF Collin Cowgill.

2010: Established career highs in saves (5), strikeouts (71), and innings pitched (74.2), and posted a career-low .194 opponents AVG in 75 games for the A's.

👉 Set an OAK record for SO by a left-handed reliever...Finished tied for the 6th-most outings for an A's pitcher in a single season.

👉 Ranked among AL relievers in appearances (2nd), IP (T-4th), SO (T-6th) and opponents.

👉 AVG (10th)...Limited 1st batters faced to a .130 AVG (9-for-69), 6th-lowest in the AL...Allowed 21.2 percent (7-of-33) of inherited runners to score, 7th lowest in the AL.

👉 Opponents went 0-for-11 with 0 RBI against him with the bases loaded...The 11 at-bats were the most among all relief pitchers that did not allow an RBI with the bases loaded and the most by an AL pitcher since at least 1974.

👉 Struck out a career-high 4 batters in 1.2 IP on 6/4 vs. MIN.

👉 Retired 19 consecutive batters from 6/13-27.

👉 Made 200th career appearance on 7/20 vs. BOS.

👉 Save on 7/28 at TEX was 2nd career and 1st since 8/29/08 at OAK...Collected 4 more over the remainder of the season (8/20 vs. TB, 9/20 vs. CWS, 10/2 at SEA, and 10/3 at SEA).

Craig Breslow, Continued

2009: Spent most of season with OAK after being claimed off waivers in May...Set career highs with 8 wins, 7 losses, and 77 appearances between the Twins and A's.

📌 Ranked among AL relievers in wins (2nd), appearances (2nd), opponents AVG (T-10th, .197), and losses (T-1st)... His 7, 2nd-half victories tied for 8th among all AL pitchers.

📌 Allowed 24.0 percent (12-of-50) of inherited runners to score, the 10th-lowest rate in the AL.

📌 Began season with MIN and was 1-2 with a 6.28 ERA (10 ER/14.1 IP) in 17 games before being claimed off waivers by the A's on 5/20 and going 7-5 with a 2.60 ERA (16 ER/55.1 IP) in 60 appearances with OAK the rest of the season.

📌 Recorded 1st ML win on 5/14 with MIN vs. DET (0 ER in 1.2 IP).

📌 Made 100th career appearance on 6/1 at CWS.

📌 Talled a career-best 13.2 scoreless-inning streak from 8/31-10/4...Had a season-long stretch of 11 straight scoreless games from 8/31-10/3.

2008: Posted a career-best 1.91 ERA (10 ER/47.0 IP) in 49 games between the Indians and Twins... Marked the 9th-best ERA among AL relievers with at least 40.0 IP.

📌 Began year in Red Sox organization but was claimed off waivers by the Indians on 3/23...Was designated for assignment by the Indians on 5/23 and claimed off waivers by the Twins on 5/29.

📌 Talled a 3.24 ERA (3 ER/8.1 IP) in 7 games with the Indians and 1.63 ERA (7 ER/38.2 IP) in 42 games with the Twins.

📌 Set a career-high with 11 straight scoreless outings (10.2 IP) from 5/31-6/30.

📌 Posted a 0.54 ERA (1 ER/16.2 IP) over his final 19 games from 8/16-9/27.

📌 Earned his 1st save with 3.0 scoreless IP on 8/29 at OAK.

2007: Spent entire season with BOS's Triple-A Pawtucket club and was named to the International League Mid-Season All-Star Team.

📌 Made only start of his pro career on 8/9 at Scranton/Wilkes-Barre (1 ER in 3.0 IP) in GM 2 of a doubleheader.

📌 Recalled by the Red Sox on 9/1 but did not pitch before being optioned back to Pawtucket on 9/2.

2006: Signed by BOS as a minor league free agent in January and made 13 relief appearances over 3 stints with the Red Sox.

📌 Spent most of the season with Triple-A Pawtucket and was named to the International League Mid-Season All-Star Team and tabbed as Pawtucket's Most Valuable Pitcher.

2005: Made ML debut and pitched in 14 games over 3 stints with the Padres after signing as minor league free agent before the season.

📌 Selected to the ML roster on 7/23 and made big league debut at PHI, striking out 3 in 1.2 scoreless innings.

📌 Tossed a career-high 3.2 frames on 9/20 at COL (2 ER).

📌 Combined to go 2-2 with a 2.93 ERA (20 ER/61.1 IP) in 47 tilts between Double-A Mobile and Triple-A Portland.

📌 Pitched for Peoria in the Arizona Fall League and appeared in 15 contests (0-1, 7.24 ERA, 12 SO in 13.2 IP).

2004: Split the season between MIL's High-A High Desert affiliate and New Jersey of the Independent Northeast League.

📌 Was 1-3 with a 7.19 ERA (33 ER/41.1 IP) in 23 games with High Desert before his release on 7/6.

📌 Went 3-1 with a 4.10 ERA (12 ER/26.1 IP) and 1 save in 19 games with the Jackals.

2003: Went 3-4 with a 5.12 ERA (37 ER/65.0 IP), 2 saves, and 80 strikeouts in 33 relief appearances with Single-A Beloit.

📌 Averaged 11.1 SO/9.0 IP.

2002: Made professional debut with Advanced Rookie Ogden, going 6-2 with a 1.82 ERA (11 ER/54.1 IP) and 2 saves in 23 games.

📌 Finished 5th in the Pioneer League in wins.

Personal

📌 Last name is pronounced: BREHZ-loh.

📌 Married to Kelly.

📌 Is a 1998 graduate of Trumbull (CT) High School.

📌 Graduated from Yale University in 2002 with degrees in molecular biophysics and biochemistry...Earned All-Ivy honors as a junior.

📌 Named the "Smartest Man in Baseball" by the Wall Street Journal in 2009, and ranked 1st on The Sporting News list of Top 20 Smartest Athletes in 2010.

📌 Garnered 2010 Most Valuable Jewish Pitcher of the Year honors by Jewish Major Leaguers, Inc.

📌 Was the 2013 recipient of the Unsung Hero Award from the Boston chapter of the Baseball Writers Association of America.

Craig Breslow, Continued

IN THE COMMUNITY

In 2013 Craig was named the recipient of the Tim Wakefield Community Award and the BoSox Club "Man of the Year"...Was also nominated by the Red Sox for the Roberto Clemente Award for his outstanding contributions to the community...Spoke to children at the West Roxbury Law Day and participated in the Fort Myers "Days of Service," visiting the Harry Chapin Food Bank...Founded the "Strike 3 Foundation" in 2008 to heighten awareness, mobilize support, and raise funding for childhood cancer research...Strike 3 has pledged over \$500,000 to Yale University Children's Hospital as a founding sponsor of Connecticut's only Pediatric Bone Marrow Transplantation Program, and has supported deserving research and treatment centers across the country...Strike 3 dispersed over \$440,000 in grants to research and treatment institutions nationwide in 2012, including The Yale New Haven Children's Hospital, The Conquer Cancer Foundation of the American Society for Clinical Oncology, funding 4 Young Investigator Awards, Connecticut Children's Medical Center, The Children's Hospital of Philadelphia, and the Children's Hospital of Oakland Research Institute, sponsoring a Siblings and Survivors program for the 2nd consecutive year....The foundation eclipsed the \$1,000,000 mark in total funds raised early in the summer of 2012 and hosted its 5th Annual First Pitch Celebrity Gala in Stamford, CT in November of that year, which raised more than \$300,000...Also joined former Red Sox teammate Andrew Bailey, who serves as Director of Development for the Strike 3 Foundation, to host the 2012 Bailey Bowl on 1/7/12 in Pennsauken, N.J.

Craig
Breslow

Craig Breslow's Career Record

YEAR	CLUB	W-L	ERA	G	GS	CG	SHO	SV	IP	H	R	ER	HR	HB	BB	SO	WP	BK
2002	Ogden	6-2	1.82	23	0	0	0	2	54.1	42	15	11	2	1	24	56	7	0
2003	Beloit	3-4	5.12	33	0	0	0	2	65.0	64	43	37	4	1	27	80	1	0
2004	High Desert	1-3	7.19	23	0	0	0	0	41.1	54	39	33	5	2	24	41	4	0
2005	Mobile	2-1	2.75	40	0	0	0	0	52.1	38	16	16	3	1	17	47	2	0
	SAN DIEGO	0-0	2.20	14	0	0	0	0	16.1	15	6	4	1	1	13	14	1	0
	Portland	0-1	4.00	7	0	0	0	0	9.0	11	4	4	1	0	1	9	0	0
2006	Pawtucket	7-1	2.69	39	0	0	0	7	67.0	49	21	20	3	4	24	77	6	1
	BOSTON	0-2	3.75	13	0	0	0	0	12.0	12	5	5	0	1	6	12	2	1
2007	Pawtucket	2-3	4.06	49	1	0	0	1	68.2	70	38	31	6	2	25	73	8	0
2008	CLEVELAND	0-0	3.24	7	0	0	0	0	8.1	10	3	3	1	0	5	7	0	0
	MINNESOTA	0-2	1.63	42	0	0	0	1	38.2	24	9	7	0	0	14	32	4	1
2009	MINNESOTA	1-2	6.28	17	0	0	0	0	14.1	11	11	10	3	1	11	11	3	0
	OAKLAND	7-5	2.60	60	0	0	0	0	55.1	37	20	16	5	2	18	44	0	1
2010	OAKLAND	4-4	3.01	75	0	0	0	5	74.2	53	26	25	9	0	29	71	0	1
2011	OAKLAND	0-2	3.79	67	0	0	0	0	59.1	69	29	25	4	2	21	44	3	0
2012	ARIZONA	2-0	2.70	40	0	0	0	0	43.1	38	15	13	5	1	13	42	1	0
	BOSTON	1-0	2.70	23	0	0	0	0	20.0	14	7	6	0	1	9	19	1	0
2013	BOSTON	5-2	1.81	61	0	0	0	0	59.2	49	16	12	3	2	18	33	2	0
	Portland	0-0	-	1	1	0	0	0	0.0	3	3	3	0	0	1	0	0	0
	Pawtucket	0-0	2.45	4	0	0	0	0	3.2	4	1	1	0	0	3	4	0	0
Major League Totals		20-19	2.82	419	0	0	0	6	402.0	332	147	126	31	11	157	329	17	4
Minor League Totals		21-15	3.89	219	2	0	0	12	361.1	335	180	156	24	11	146	387	28	1
Red Sox Totals		6-4	2.26	97	0	0	0	0	91.2	75	28	23	3	4	33	64	5	1

2002 Signed by the Milwaukee Brewers as a 26th-round selection in the June draft

2005 Signed by the San Diego Padres as a minor league free agent on 3/6

2006 Signed by the Boston Red Sox as a minor league free agent on 1/4

2008 Claimed off waivers by the Cleveland Indians on 3/23

2008 Claimed off waivers by the Minnesota Twins on 5/29

2009 Claimed off waivers by the Oakland Athletics on 5/20

2011 Acquired by the Arizona Diamondbacks along with RHP Trevor Cahill and cash in exchange for RHP Jarrod Parker, RHP Ryan Cook, and OF Collin Cowgill on 12/9

2012 Acquired by the Boston Red Sox in exchange for RHP Matt Albers and OF Scott Podsednik on 7/31

2013 On disabled list with left shoulder tendinitis, 3/22-5/5

Craig Breslow, Continued

Division Series Record

YEAR	CLUB	W-L	ERA	G	GS	CG	SHO	SV	IP	H	R	ER	HR	HB	BB	SO	WP	BK
2013	BOS vs. TB	1-0	0.00	3	0	0	0	0	3.2	2	0	0	0	1	1	4	0	0

League Championship Series Record

YEAR	CLUB	W-L	ERA	G	GS	CG	SHO	SV	IP	H	R	ER	HR	HB	BB	SO	WP	BK
2013	BOS vs. DET	0-0	0.00	4	0	0	0	0	3.1	1	0	0	0	1	4	2	0	0

World Series Record

YEAR	CLUB	W-L	ERA	G	GS	CG	SHO	SV	IP	H	R	ER	HR	HB	BB	SO	WP	BK
2013	BOS vs. STL	0-0	54.00	3	0	0	0	0	0.1	3	3	2	0	1	2	0	0	0

Career Fielding Record

YEAR	CLUB	POS	PCT.	G	GS	PO	A	E	TC	DP
2005	SAN DIEGO	P	.000	14	0	0	0	1	1	0
2006	BOSTON	P	1.000	13	0	0	1	0	1	0
2008	CLEVELAND	P	-	7	0	0	0	0	0	0
	MINNESOTA	P	1.000	42	0	1	11	0	12	0
2009	MINNESOTA	P	1.000	17	0	0	3	0	3	0
	OAKLAND	P	1.000	60	0	5	4	0	9	0
2010	OAKLAND	P	.800	75	0	2	2	1	5	0
2011	OAKLAND	P	.900	67	0	0	9	1	10	0
2012	ARIZONA	P	1.000	40	0	0	5	0	5	0
	BOSTON	P	1.000	23	0	1	1	0	2	0
2013	BOSTON	P	1.000	61	0	5	9	0	14	2
Career Totals		P	.952	419	0	14	45	3	62	2

Career Batting Totals

	AVG.	G	AB	R	H	2B	3B	HR	RBI	SH	SF	HB	BB	SO	SB	CS	E
Major League Totals	.000	419	4	0	0	0	0	0	0	0	0	0	0	2	0	0	3

Career Single-Game Highs

INNINGS PITCHED	3.2, 9/20/05 for SD at COL
STRIKEOUTS	4, 6/4/10 for OAK vs. MIN
HITS ALLOWED	4, 3 times, last 7/6/13 at LAA
RUNS ALLOWED	5, 8/31/12 at OAK
WALKS ALLOWED	3, 2 times, last 9/29/10 for OAK at LAA
HOME RUNS ALLOWED	1, 31 times, last 9/1/13 vs. CWS
EJECTIONS	None
SCORELESS INNINGS STREAK	13.2, 8/31-10/4/09 and 7/22-8/31/13



DRAKE BRITTON 66

Full Name: John Drake Britton
Bats: Left **Throws:** Left **Height:** 6-2 **Weight:** 215
Opening Day Age: 24 (Turns 25 on May 22)
Born: May 22, 1989 in Waco, TX
Resides: Magnolia, TX
Major League Service: 78 days
Acquired: Selected in the 23rd round of the 2007 June Draft
Signed By: Jim Robinson (Red Sox)
Contract Status: Signed through 2014



LHP

Career Highlights

- ❖ Made his ML debut for the Red Sox in 2013...Was recalled in mid-July and spent the rest of the season with the Sox appearing in 18 games, all in relief.
- ❖ Did not allow a run over his first 7 appearances from 7/20-8/4/13, marking the most consecutive scoreless outings ever by a Red Sox to begin his ML career (Elias).
- ❖ Threw 2.0 scoreless innings to pick up his 1st ML victory in BOS' 15-inning walk-off win on 7/31 vs. SEA.
- ❖ Was an Eastern League mid-season All-Star for Portland in 2013.
- ❖ Selected in the June 2007 draft...Added to the Red Sox 40-man roster on 11/18/2011.
- ❖ Missed majority of the 2009 season after undergoing Tommy John Surgery in October 2008.
- ❖ Participated in the 2013 Red Sox Rookie Development Program.

2013: Made his ML debut with the Red Sox in July after spending the 1st half of the season in the minors between Double-A Portland and Triple-A Pawtucket.

- ❖ Began the season at Portland where he was an Eastern League All-Star with the Sea Dogs.
- ❖ Made 16 starts for Portland (1 relief appearance)...Allowed 3 ER or fewer in 12 of his 16 starts.
- ❖ Overall, had 4 scoreless outings for Portland, 3 of which were 7.0 or more innings.
- ❖ Allowed only 1 hit over 8.0 scoreless innings on 6/5 at Erie...Earned the win, walked 1, and struck out a season-high 8 in Portland's 6-0 shutout.
- ❖ Named EL Pitcher of the Week for 6/3-9.
- ❖ Threw a shutout in his very next starts against Erie on 6/11 (7.0 IP, 6 H, BB, 3 SO).
- ❖ Held Double-A left-handed batters to a .187 AVG (20-for-107).
- ❖ Posted a 4-2 record with a 2.32 ERA (13 ER/50.1 IP) over his final 8 starts for the Sea Dogs.
- ❖ Was promoted to Pawtucket on 7/5...Made only 1 appearance, a start on 7/9 at Lehigh Valley (L, 5.1 IP, 5 ER).
- ❖ Was recalled by BOS on 7/14...Worked out of the bullpen and made his ML debut on 7/20 vs. NYY (1.0 IP).
- ❖ Each of his first 7 appearances (9.0 IP) for BOS were scoreless...Overall did not allow runs in 13 of his 18 appearances for the Sox.
- ❖ Earned his 1st ML win in the Red Sox 15-inning, 5-4 victory on 7/31 vs. SEA.
- ❖ Threw a career-high 2.0 innings on 3 occasions (7/29 vs. TB, 7/31 vs. SEA, and 8/27 vs. BAL)...Did not allow a run in any of those 3 games.
- ❖ Pinch ran in the 9th inning on 8/7 at HOU and scored on Stephen Drew's game-winning 3-run HR.

2012: Split the year with 24 starts and 2 relief appearances between High-A Salem and Double-A Portland...Set career highs in wins (7), appearances (26), strikeouts (118), and innings (129.2).

- ❖ Finished 5th among Red Sox farmhands in strikeouts.
- ❖ Tallied a 3.45 ERA with 112 SO in 117.1 IP over his final 23 outings of the season beginning 4/25...Began the year allowing 19 ER over 12.1 IP in his 1st 3 outings, including both bullpen appearances on the year.
- ❖ Earned 1st win of the year allowing 1 hit over 5.0 scoreless innings on 4/25 vs. Wilmington.
- ❖ Promoted to Portland on 6/1 after posting the Carolina League's 5th-best ERA in May (2.10) with 29 SO in 25.2 IP over 5 starts in the month.
- ❖ Had a 22.1-inning scoreless stretch from 5/25-6/15, spanning parts of his last 2 Carolina League outings and his first 3 Double-A outings.
- ❖ Threw 5.0 hitless frames for the win in his Double-A debut on 6/5 vs. Bowie...Did not allow a run through his first 12.1 career Double-A innings, including scoreless work in his 1st 2 starts...Had a 1.10 ERA (2 ER/16.1 IP) over his first 3 starts for the Sea Dogs.

Drake
Britton

Drake Britton, Continued

🔴 Earned Pitcher of the Week honors in his final week in the Carolina League (5/28-6/3) as well as his 1st week in the Eastern League (6/4-10)...During that 3-start stretch, went 2-0 with 14 strikeouts and just 8 hits allowed over 16.1 scoreless frames.

🔴 Allowed 2 runs or less in 5 of his first 7 outings for the Sea Dogs.

🔴 Closed out the year with a 2.23 ERA (11 ER/44.1 IP) and 45 SO over his last 8 starts beginning 7/21...Ranked 8th among Eastern League leaders in that time in ERA and strikeouts (tied).

🔴 Following the 2012 season, was rated by *Baseball America* as the No. 2 left-handed pitcher in the Red Sox system and the No. 11 prospect overall in the organization...Rated by the publication as the No. 5 pitching prospect and No. 2 left-handed pitcher in the Eastern League in 2012.

2011: Made 26 starts while spending entire season with High-A Salem, 1st action at that level.

🔴 Posted a 6.91 ERA (75 ER/97.2 IP), increasing his career ERA as a professional from 3.12 before the season to 4.82 (117 ER/218.2 IP).

🔴 Tied for the Carolina League lead in games started, matching Ryan Pressly for the club lead.

🔴 Paced Salem with a 8.20 SO/9.0 IP ratio (min. 55.0 IP)...Ranked 2nd on the team with 89 SO overall and was 4th on the club in innings pitched.

🔴 Struck out at least a batter per inning pitched in 14 of his 26 starts.

🔴 Allowed 3 ER or less in 20 of his 26 starts, including a season-long 8-game stretch from 4/20-5/30 and 7 of his last 8 starts beginning 7/19.

🔴 Compiled a 4.00 ERA (12 ER/27.0 IP) in 6 May starts, his best mark in any month...His .154 opponent AVG (19-for-123) over 8 starts from 4/20-5/30 ranked 2nd among Carolina League qualifiers in that time.

🔴 Yielded just 1 run in each of back-to-back starts on 5/2 vs. Kinston (4.0 IP) and 5/7 vs. Myrtle Beach (6.0 IP), allowing 2 hits in each outing...Picked up his only win on 5/7.

🔴 Recorded a season-high 7 SO on 5/18 vs. Wilmington (5.1 IP) and again in his final start of the season on 9/3 at Myrtle Beach (6.0 IP).

🔴 Held left-handers to a .226 batting AVG (21-for-93) and only 7 extra-base hits (6 2B, 1 HR).

🔴 Following the season, was ranked by *Baseball America* as BOS's No. 5 pitching prospect and the No. 1 lefthander in the Red Sox farm system.

2010: Had a 2.97 ERA (25 ER/75.2 IP) with 78 strikeouts in 21 starts with Single-A Greenville.

🔴 Led Greenville starters in ERA and SO/9.0 IP ratio (9.28)...Recorded a SO/BB ratio of 3.39 (23 BB)...Held lefties to a .203 AVG (15-for-74).

🔴 Limited opponents to 3 ER or less in all 21 starts...Went a season-high 5.0 innings on 6 occasions.

🔴 Had a 2.00 ERA (2 ER/9.0 IP) in 2 April starts before landing on the disabled list from 4/15-5/23...Compiled a 2.85 ERA (19 ER/60.0 IP) with 65 strikeouts over his last 16 starts beginning on 6/8.

🔴 Struck out a career-high 10 batters over 5.0 innings in his last regular-season start, 9/2 at Charleston.

🔴 Went 2-0 with a 2.45 ERA (4 ER/14.2 IP) and 14 SO over 3 playoff starts.

🔴 Following the season, ranked as BOS's No. 2 pitching prospect and No. 3 prospect overall by *Baseball America*...Also named the No. 16 prospect in the South Atlantic League and rated as having the best fastball in the Red Sox system by the publication.

2009: Missed most of the season recovering from offseason Tommy John Surgery.

🔴 Combined for a 0.77 ERA (1 ER/11.2 IP) with 19 SO in 7 starts between the Rookie-level Gulf Coast Red Sox and Short-A Lowell.

🔴 Began the year with 4 scoreless rehab starts in the GCL from 8/6-21...Activated from the DL on 8/23 and made 3 starts with Lowell, striking out 8 batters in 4.2 innings.

2008: Had his 1st professional season cut short due to injury.

🔴 Began his pro career with Lowell before being placed on the disabled list on 8/22.

🔴 Notched his 1st pro win on 8/3 vs. Vermont, fanning 5 in 5.0 scoreless and hitless innings in his final appearance of the season...Struck out at least 2 batters in all 8 outings.

🔴 Underwent Tommy John Surgery on his left elbow in October.

Personal

🔴 Graduated from Tomball (TX) High School...Named Aflac All-American as a junior in 2006 after going 9-2 with a 1.34 ERA and 84 SO in 60.0 innings.

🔴 Participated in USA Baseball's Junior Olympics in 2006.

Drake Britton, Continued

IN THE COMMUNITY

Drake attended the Jimmy Fund's New Stars for Young Stars event in January of 2014...He was also involved in local community outreach as part of the Sox Rookie Program in January 2013, including visiting the Jimmy Fund and Children's Hospital Boston...Participated in the Red Sox Foundation's Dancing with the New Stars event during 2012 Spring Training.

Drake Britton's Career Record

YEAR	CLUB	W-L	ERA	G	GS	CG	SHO	SV	IP	H	R	ER	HR	HB	BB	SO	WP	BK
2008	Lowell	1-2	4.28	8	7	0	0	0	33.2	30	18	16	3	0	16	26	1	0
2009	GCL Red Sox	0-0	0.00	4	4	0	0	0	7.0	2	0	0	0	0	4	11	0	0
	Lowell	0-0	1.93	3	3	0	0	0	4.2	4	1	1	0	1	3	8	0	0
2010	Greenville	2-3	2.97	21	21	0	0	0	75.2	69	32	25	5	2	23	78	7	0
2011	Salem	1-13	6.91	26	26	0	0	0	97.2	111	81	75	12	6	55	89	16	0
2012	Salem	3-5	5.80	10	8	0	0	0	45.0	42	35	29	5	4	19	42	2	0
	Portland	4-7	3.72	16	16	0	0	0	84.2	86	41	35	3	1	38	76	2	0
2013	BOSTON	1-1	3.86	18	0	0	0	0	21.0	21	9	9	1	0	7	17	0	0
	Portland	7-6	3.51	17	16	1	1	0	97.1	94	52	38	5	2	36	80	6	0
	Pawtucket	0-1	8.44	1	1	0	0	0	5.1	10	5	5	0	0	1	5	0	0
Major League Totals		1-1	3.86	18	0	0	0	0	21.0	21	9	9	1	0	7	17	0	0
Minor League Totals		18-37	4.47	106	102	1	1	0	451.0	448	265	224	33	16	195	415	34	0

2007 Signed by the Boston Red Sox as a 23rd-round selection in the June draft

Career Fielding Record

YEAR	CLUB	POS	PCT.	G	GS	PO	A	E	TC	DP
2013	BOSTON	P	1.000	19	0	0	3	0	3	1

Career Batting Totals

	AVG.	G	AB	R	H	2B	3B	HR	RBI	SH	SF	HB	BB	SO	SB	CS	E
Major League Totals	—	19	0	1	0	0	0	0	0	0	0	0	0	0	0	0	0

Career Single-Game Highs

INNINGS PITCHED	2.1, 8/6/13 at HOU
STRIKEOUTS	3, 2 times, last 8/16/13 vs. NYY
HITS ALLOWED	5, 8/16/13 vs. NYY
RUNS ALLOWED	3, 8/16/13 vs. NYY
WALKS ALLOWED	2, 8/11/13 at KC
HOME RUNS ALLOWED	1, 8/6/13 at HOU
EJECTIONS	None
SCORELESS INNINGS STREAK	10.1, 7/20-8/6/13

Drake
Britton



COREY BROWN 72

Full Name: Corey Allen Brown
Bats: Left **Throws:** Left **Height:** 6-2 **Weight:** 207
Opening Day Age: 28
Born: November 26, 1985 in Tampa, FL
Resides: Tampa, FL
Major League Service: 94 days
Acquired: Signed as a minor league free agent on January 31, 2014
Signed By: Blake Davis (Athletics)
Contract Status: Signed through 2014



OF

Non-Roster Invitee

Career Highlights

- 🔪 Entering 1st season in the Red Sox organization after signing as a minor league free agent in February.
- 🔪 Has played in 36 ML games in his career, all for the Nationals over the last 3 seasons...Originally selected by the Athletics as a supplemental 1st round pick (59th overall) in the 2007 June Draft.
- 🔪 Has ML experience at LF (12 games, 2 starts), RF (5 games), and CF (3 games, 2 starts).
- 🔪 Has hit 123 minor league home runs and stolen 82 bases in 7 seasons in the Athletics' (2007-10) and Nationals' (2011-13) systems.
- 🔪 Spent most of the last 3 seasons with WSH's Triple-A Syracuse club...Also played for the Nationals in all 3 of those seasons.
- 🔪 Named an All-Star in 4 of the last 6 seasons: Single-A Midwest League in 2008, Double-A Texas League in 2009 and 2010, and Triple-A International League in 2012.
- 2013: Hit 19 home runs in 107 games with Triple-A Syracuse...Also appeared in the majors for the 3rd straight year as a September call-up for the Nationals.**
- 🔪 Played in 14 games for WSH after 9/3 recall...Went 2-for-12 (.167) with both hits going for extra bases (2B, HR).
- 🔪 Placed among Syracuse batting leaders in doubles (2nd, 26), home runs (2nd, 19), extra-base hits (2nd, 46), walks (2nd, 40), runs (3rd, 57), RBI (3rd, 56), and stolen bases (4th, 12).
- 🔪 Led the Chiefs with 99 games in the OF, including 61 appearances in CF, 22 in LF, and 21 in RF.
- 🔪 Topped the International League with a .923 OPS following the All-Star break...Compiled a .306 AVG/.382 OBP/.541 SLG line after the break compared to .220 AVG/.288 OBP/.427 SLG before.
- 🔪 Had 5 extra-base hits (3 2B, 2 HR) and 5 RBI in 9 games before a month-long DL stint from 4/16-5/15 due to a right oblique strain.
- 🔪 Hit .206 (32-for-155) with 8 homers in 1st 42 games off the DL through the end of June.
- 🔪 Posted a .322 AVG (29-for-90) with a team-high 7 home runs and 18 RBI (tied) in July.
- 🔪 Led the IL with a .491 OBP over his final 13 games from 8/19-9/2...In that time posted a .370 AVG (17-for-46) with 11 walks to raise his season AVG from .239 to .254.
- 🔪 Following the season, hit .296 (8-for-27) with 3 doubles, 5 RBI, and 8 walks in 9 games for Bravos de Margarita of the Venezuelan Winter League.
- 2012: Led the International League with 83 runs scored in 126 games for Triple-A Syracuse to earn a spot on both the IL's mid- and post-season All-Star teams...Also appeared in a career-high 19 ML games over 3 stints with the Nationals.**
- 🔪 Selected to WSH's ML roster on 5/28 and played in 3 games (1 start) before 6/1 option back to Syracuse.
- 🔪 Appeared in 6 games (1 start) 2nd ML stint from 7/23-30.
- 🔪 Knocked 1st ML hit on 7/28 at MIL, a homer off Randy Wolf.
- 🔪 Appeared in 10 games, all off the bench, as a September call-up.
- 🔪 Connected for a pinch-hit, walk-off single in the bottom of the 10th inning on 9/8 vs. MIA.
- 🔪 Placed 2nd in the IL with 25 home runs, 9 triples, 253 total bases, a .523 SLG, and an .888 OPS...Also ranked among IL leaders in extra-base hits (4th, 56) and AB/HR ratio (19.4).
- 🔪 Set a minor league career high with a .285 AVG.
- 🔪 Was the Chiefs' primary CF, appearing in 83 games at the position.



Corey Brown, Continued

👉 Topped the IL with a .359 AVG, 26 runs, 18 extra-base hits, 71 total bases (tied), .772 SLG, and a 1.221 OPS in 24 May games.

👉 Ranked 2nd in the league with 9 homers in May, including 5 straight games with a HR from 5/20-25.

👉 Named IL Player of the Week for 5/21-27 (.474, 9-for-19, 2 3B, 4 HR, 10 RBI, 5 R in 4 G).

2011: In 1st year in WSH organization, played in 124 games with Triple-A Syracuse before September call-up for ML debut.

👉 Hit .330 (30-for-91) in his last 29 games beginning in August after starting the season 63-for-305 (.207) in his 1st 95 games.

👉 Set single-month highs with 6 homers and 13 RBI in June.

👉 Knocked 12 of his 14 homers from 6/7 through the end of the season.

👉 Went deep twice on both 6/19 at Charlotte and 8/2 at Toledo.

👉 Named IL Player of the Week for 8/1-7 (.526, 10-for-19, 2B, 4 HR, 7 RBI, 6 R, BB in 5 G).

👉 Recalled on 9/6 and made ML debut that afternoon vs. LAD as a pinch-hitter in the 9th inning.

👉 Played in 3 games with the Nats before a staph infection in his right knee prompted surgery.

2010: Combined to hit .283 with 18 doubles, 11 triples, 15 home runs, 69 RBI, and 22 stolen bases in 131 games between Double-A Midland and Triple-A Sacramento.

👉 Set single-season career highs in runs (84), triples, stolen bases, and walks (63).

👉 Spent most of the season with Midland, ranking among Texas League leaders in AVG (3rd, .320), OBP (2nd, .415), SLG (4th, .502), and triples (T-2nd, 8).

👉 Named to the Texas League's mid- and post-season All-Star teams...Also earned a spot on Topps' Double-A All-Star Team.

👉 Had 3 stints with Sacramento, including 8/31 through the end of the season...In that 7-game stretch, hit .346 (9-for-26) with 5 extra-base hits (2B, 3B, 3 HR), 6 RBI, and 4 walks.

👉 Following the season, named the No. 11 prospect in the OAK system by *Baseball America*.

2009: Batted .268 with 20 doubles, 9 homers, and 43 RBI in 66 games at Double-A Midland in a season interrupted by 2 stints on the DL.

👉 Hit .323 (20-for-62) against left-handed pitching and .250 (47-for-188) with all 9 of his homers and 36 of his 43 RBI against right-handers.

👉 All 63 of his games in the OF were in CF.

👉 Hit .320 with 15 doubles, 5 home runs, and 30 RBI in 40 games before the All-Star break.

👉 Was on the DL from 4/21-5/2 with a strained left knee.

👉 Named Texas League Player of the Week for 5/4-10 (.450, 9-for-20, 3 2B, 3 HR, 6 RBI, 2 BB, 6 R).

👉 Earned a spot on the TL's mid-season All-Star team and went 0-for-2 for the South All-Stars on 7/1.

👉 Returned to the DL with a strained right knee from 7/10-8/6...Hit just .198 (18-for-91) after his return, dropping his AVG from .308 to .268.

👉 Played in 6 postseason games for the TL Champion RockHounds.

👉 Following the season, played for Phoenix of the Arizona Fall League and hit .333 with 6 home runs and an AFL-leading 28 RBI in 25 games.

2008: Hit .266 and set career highs with 27 doubles, 30 home runs, 84 RBI, and 134 games played between OAK's Single-A Kane County and High-A Stockton clubs.

👉 The 30 HR ranked 14th among all minor leaguers.

👉 Ranked 2nd in the A's system in homers, 3rd in total bases (253), and 4th in SLG (.510) and extra-base hits (59).

👉 Was successful in 16 of 17 stolen base attempts (94.1%).

👉 Appeared in CF in all 116 games in the OF.

👉 Began the year with 85 games for Kane County and hit 14 homers, 2nd most on the team all year despite a 7/10 promotion to Stockton.

👉 Named a Midwest League mid-season All-Star.

👉 His 16 homers for Stockton ranked 3rd on the team overall.

👉 Hit .300 (36-for-120) in August and September after a .197 AVG in his 1st 18 games for Stockton.

👉 Went 8-for-45 (.178) with a homer and 12 RBI in 12 playoff games for the Ports.

👉 Also played 28 games for North Shore in the Hawaii Winter Baseball League.

2007: Made pro debut with Short-A Vancouver and hit .268 with 11 home runs and 48 RBI in 59 games...Named to *Baseball America's* Short-Season All-Star Team.

👉 Ranked 2nd in the Northwest League in SLG (.545).

Corey Brown, Continued

🔴 Tied for the Canadians' team lead in home runs and ranked 2nd in RBI.

Personal

🔴 Married to Bridget.

🔴 Played college ball at Oklahoma State University...Was named Big 12 Freshman of the Year in 2005, when he hit .360 with 13 home runs and 46 RBI in 55 games.

🔴 Graduated from H.B. Plant (FL) High School.

🔴 Younger brother, Dylan, was signed by the Mets as a 37th-round selection in the 2010 June Draft.

Corey Brown's Career Record

YEAR	CLUB	AVG.	G	AB	R	H	2B	3B	HR	RBI	SH	SF	HB	BB	SO	SB	CS	E
2007	Vancouver	.268	59	213	31	57	18	4	11	48	0	3	3	37	77	5	3	5
2008	Kane County	.270	85	300	44	81	18	2	14	49	3	4	3	41	96	12	0	3
	Stockton	.260	49	196	34	51	9	0	16	34	0	0	1	17	72	4	1	1
2009	Midland	.268	66	250	46	67	20	4	9	43	0	0	4	27	69	5	2	2
2010	Sacramento	.193	41	135	21	26	4	3	5	20	2	0	0	11	36	3	1	3
	Midland	.320	90	331	63	106	14	8	10	49	0	1	2	52	93	19	1	4
2011	Syracuse	.235	124	396	50	93	18	3	14	39	11	1	7	47	134	4	7	4
	WASHINGTON	.000	3	3	0	0	0	0	0	0	0	0	0	0	2	0	0	0
2012	Syracuse	.285	126	484	83	138	22	9	25	71	3	4	4	59	139	18	7	8
	WASHINGTON	.200	19	25	4	5	2	0	1	3	1	0	0	1	9	0	0	0
2013	Syracuse	.254	107	389	57	99	26	1	19	56	3	3	3	40	132	12	4	6
	WASHINGTON	.167	14	12	2	2	1	0	1	1	0	0	0	3	4	1	0	0
Major League Totals		.175	36	40	6	7	3	0	2	4	1	0	0	4	15	1	0	0
Minor League Totals		.267	747	2694	429	718	149	34	123	409	22	16	27	331	848	82	26	36

2007 Signed by the Oakland Athletics as a supplemental-round selection (59th overall) in the June Draft

2010 Acquired by the Washington Nationals with RHP Henry Rodriguez in exchange for OF Josh Willingham on 12/16

2013 Acquired by the Oakland Athletics in exchange for cash considerations on 12/19

2014 Signed by the Boston Red Sox as a minor league free agent on 1/31

Additional Batting Statistics

YEAR	CLUB	OBP	SLG	OPS	TB	GDP
2011	WASHINGTON	.000	.000	.000	0	0
2012	WASHINGTON	.231	.400	.631	10	0
2013	WASHINGTON	.333	.500	.833	6	1
Major League Totals		.250	.400	.650	16	1

Career Fielding Record

YEAR	CLUB	POS	PCT.	G	GS	PO	A	E	TC	DP
2012	WASHINGTON	OF	1.000	11	2	14	0	0	14	0
2013	WASHINGTON	OF	1.000	9	2	7	0	0	7	0
Career Totals		OF	1.000	20	4	21	0	0	21	0

Career Single-Game Highs

HITS	3, 6/1/13 at NYY
DOUBLES	2, 6/1/13 at NYY
HOME RUNS	1, 3 times, last 9/22/13 vs. TOR
RBI	3, 2 times, last 9/22/13 vs. TOR
RUNS SCORED	2, 4 times, last 9/7/13 at NYY
WALKS	3, 4/1/13 at NYY
STRIKEOUTS	2, 8 times, last 9/22/13 vs. TOR
STOLEN BASES	1, 2 times, last 9/24/13 at COL
HITTING STREAK	4, 9/19/13-9/24/13
EJECTIONS	None

Home Run Notes

MULTI-HOME RUN GAMES (0)
LEADOFF HOME RUNS (0)
GRAND SLAMS (0)
PINCH-HIT HOME RUNS (0)
EXTRA-INNING HOME RUNS (0)
GAME-ENDING HOME RUNS (0)
INSIDE-THE-PARK HOME RUNS (0)

CLAY BUCHHOLZ 11

Full Name: Clay Daniel Buchholz
Bats: Right **Throws:** Right **Height:** 6-3 **Weight:** 190
Opening Day Age: 29 (Turns 30 On August 14)
Born: August 14, 1984 in Nederland, TX
Resides: Scottsdale, AZ
Major League Service: 5 years, 59 days
Acquired: Selected in the supplemental round (42nd overall) of the 2005 June Draft
Signed By: Jim Robinson (Red Sox)
Contract Status: Signed through 2014

RHP



Clay
Buchholz

Career Highlights

🔴 Enters his 8th big league season with the Red Sox after being selected by the club in the supplemental round (42nd overall) of the 2005 June Draft... Was BOS' compensation draft pick for free agent Pedro Martinez.

🔴 Has posted a 3.15 ERA (194 ER/554.0 IP) over the last 4 seasons, the 6th-best mark among American League pitchers with at least 500.0 IP in that time... Also ranks 7th in the AL since 2010 in both opponent AVG (.236) and opponent SLG (.358).

🔴 Since 2010, his 1st full season in the majors has the 2nd-most wins (46 in 87 GS) as a Red Sox behind Jon Lester (58 in 129 GS)... Ranks tied for 11th among all American League pitchers in wins in that time frame.

🔴 Leads all ML pitchers with a .732 winning percentage on the road (30 wins, 11 losses) since the start of 2009 (min. 30 decisions)... In that same span, ranks 5th in road ERA at 3.17 ERA (115 ER/326.2 IP, min. 300.0 IP).

🔴 Is a 2-time AL All-Star... Earned his 1st selection in 2010, his 1st full ML season, and his 2nd in 2013.

🔴 Named Red Sox Pitcher of the Year by the Boston BBWAA in both 2010 and 2012... Shared the 2010 award with Jon Lester.

🔴 Held opponents to 5 earned runs or less in all 42 starts during his 2010 and 2011 campaigns, the longest streak by a Red Sox starter since Roger Clemens did it in 53 games from 5/7/85-5/27/87.

🔴 Threw a no-hitter in his 2nd ML on 9/1/07 vs. BAL... Marked the 17th official no-hitter in franchise history.

🔴 Named Red Sox Minor League Pitcher of the Year in 2006 and 2007... Earned 2007 Co-Minor League Player of the Year honors from the Boston BBWAA, sharing the award with Jacoby Ellsbury.

2013: Went 12-1 with a 1.74 ERA (21 ER/108.1 IP) and was named to his 2nd All-Star team but only made 16 regular season starts due to a neck strain.

🔴 Finished the season with a 12-1 record... His .917 winning percentage led all major leaguers with at least 10 decisions... BOS was 14-2 (.875) in his 16 outings.

🔴 Held opponents to 2 runs or less in 14 of his 16 starts... In the other 2 starts he allowed 4 runs (5/6 vs. MIN in 6.0 IP) and 3 runs (9/27 at BAL in 7.0 IP).

🔴 Among all ML pitchers with a minimum of 100.0 IP, he led in ERA, opponents SLG (.277), and opponents OPS (.546)... Ranked 3rd in opponent AVG (.199), opponent OBP (.270) and WHIP (1.02).

🔴 His ERA (1.744) was the 2nd-lowest ERA for a Red Sox pitcher with a minimum of 100.0 IP in the Live Ball era (since 1920), trailing only Pedro Martinez's 1.742 ERA (42 ER/217.0 IP) in 2000 which was the last AL pitcher with a mark that low (min. 100.0 IP).

🔴 Was his 2nd season with an ERA below 2.50 (2.33 in 2010)... Became 1 of 3 ML pitchers since 2010, and the only AL pitcher, to have 2 seasons of at least 100.0 innings with an sub-2.50 ERA, joining Roy Halladay (2.44 in 2010, 2.35 in 2011) and Clayton Kershaw (2.28 in 2011, 1.83 in 2013).

🔴 Allowed 4 HR in 108.1 IP (0.33 HR/9.0 IP), the lowest rate by an American Leaguer with at least 100.0 IP since Roy Halladay in 2001 (0.26 with TOR).

🔴 Surrendered 1 HR to a right-handed batter (Adam Jones on 9/27)... Faced 184 right-handed batters, the most righties faced in a season by a Red Sox with 1 HR or none allowed since Pedro Martinez in 2003 (0 HR, 300 BFP).

🔴 Finished the season with a 1.99 ERA (13 ER/57.1 IP) in 9 starts at Fenway, the best rate among American Leaguers with at least 50.0 IP at home, and the lowest mark for a Red Sox at Fenway since Pedro Martinez in 2000 (1.84 ERA, 20 ER/98.0 IP).

🔴 Allowed 7 ER in 45.0 IP (1.40 ERA) on the road, the 2nd-lowest ERA among MLB hurlers with at least 45.0 innings.

🔴 Named AL Pitcher of the Month for April, his 2nd career monthly award (Aug. 2010)... Led the AL with a 1.19 ERA (5 ER/37.2 IP) and T-1st with 5 wins in 5 GS... Was the 4th Red Sox to win 5 games in an April, 1st since Josh Beckett in 2007 (5-0).

Clay Buchholz, Continued

🔥 Had an 11-game win streak to begin the season, the 2nd longest in MLB on the year behind only Max Scherzer (13-Games)...it was tied for the 2nd-longest win streak to begin a season by a Red Sox since at least 1916 (also Roger Moret in 1973), trailing only Roger Clemens' 14-gamer in 1986.

🔥 Was the 2nd Red Sox all-time to have at least 11 wins and no losses in his 1st 14 starts of a season, joining Clemens (13-0 in 1986)...Was the 1st Sox since Clemens (14-0 in 1986) to start a season 11-0.

🔥 Had a season-long 22.0-inning scoreless streak from the 5th inning of his 4/3 season debut until the 5th inning on 4/20 vs. KC...It was the longest single-season stretch by a Red Sox starter since his career-long 26.0-inning scoreless streak from 8/11-28/10.

🔥 Went at least 7.0 innings in his first 10 starts, his 2nd-longest such streak after a 12-gamer from 5/27-8/16/12.

🔥 Was credited with a 2-hit SHO in the Red Sox' rain-shortened 3-0 victory in 5.0 innings on 6/2 at Yankee Stadium.

🔥 Did not allow a HR for a career-long 7 games from his season debut on 4/3 until 5/11...Was the 1st Sox starter to allow no more than 1 HR while pitching at least 6.0 innings in each of his 1st 8 starts of a season since Pedro Martinez in 2001.

🔥 Had a 1.01 ERA (5 ER/44.2 IP) through his 1st 6 starts, the lowest by a Sox since Roger Clemens' 0.73 ERA in 1991 (Source: Elias)...Each outing was a quality start...Was the 2nd ML pitcher since 1987 to begin a season with 6 straight starts of 7.0-plus IP and 2 runs or fewer (also Clemens' 1st 7 GS in 1991).

POSTSEASON: Made 4 starts for the Red Sox over the ALDS, ALCS, and World Series, posting a 4.35 ERA (10 ER/20.2 IP) with no record...The Red Sox were 3-1 in his 4 starts...Allowed 3 runs in 6.0 IP in Game 3 of the ALDS on 10/7 at TB, a 5-4 walk-off loss...Made a pair of starts against the Tigers in the ALCS...Allowed 5 ER in 5.2 IP in BOS' 6-5 walk-off win in Game 2 on 10/13 vs. DET...Went 5.0 IP in Game 6 on 10/19 vs. DET, the Sox AL pennant-clinching victory...Made his 1st career appearance in the World Series starting Game 4 on 10/27 at STL, allowing 1 run (0 ER) on 3 hits in 4.0 IP.

2012: Tied for Red Sox lead with 11 wins and set career highs in starts (29), CG (2), IP (189.1), and SO (129)...Named Red Sox Pitcher of the Year by the BBWAA.

🔥 Over his final 20 starts of the season beginning 5/27, his 3.41 ERA (53 ER/140.0 IP) ranked 8th among AL pitchers with at least 130.0 IP...Also placed among that group in opponent AVG (5th, .236), opponent OBP (7th, .294), opponent SLG (9th, .382), and opponent OPS (9th, .676) beginning 5/27.

🔥 Induced a career-high 27 double plays (previous 24 in 2010), tied with Jon Lester and TEX's Matt Harrison for 2nd in the majors after TOR's Henderson Alvarez (30).

🔥 Did not factor in the decisions 5 times when going at least 7.0 innings and allowing 1 ER or none...Was the most such no-decisions by a Red Sox starter in a season since Pedro Martinez in 2003 (5).

🔥 Held opponents to a .221 AVG (45-for-204) in their 3rd plate appearance of a game compared to .294 (69-for-235) in their 1st PA and .274 (61-for-223) in their 2nd PA.

🔥 Ranked 9th in the AL with 5.42 runs of support per 9.0 innings (114 RS/189.1 IP), including the 2nd-best mark among ML qualifiers in the 1st half (7.71 mark)...Received just 3.50 runs of support per 9.0 IP after the break.

🔥 Became the 3rd Red Sox ever to start 6 times against TB in a season, joining Curt Schilling (2006) and Tim Wakefield (2007)...Posted a 1-3 record and 3.99 ERA (17 ER/38.1 IP) in those contests.

🔥 With 7 runs allowed on 4/8 at DET, snapped a streak of 42 consecutive starts since the beginning of 2010 without giving up more than 5 earned runs...It was the longest streak by a Red Sox starter since Roger Clemens did it in 53 games from 5/7/85-5/27/87.

🔥 Took the loss on 4/20 vs. NYY, snapping a career-long 11-start undefeated streak from 5/2/11-4/14/12...It was the longest unbeaten streak for a Red Sox starter since Jon Lester went 11 starts from 4/23-6/16/10.

🔥 Held right-handed batters to a .243 AVG (67-for-276) with 8 HR in 22 starts from 5/16 to the end of the season, after opposing right-handers hit .345 (19-for-55) with 5 HR over his first 7 starts from 4/8-5/11.

🔥 Allowed up 2 ER or less over 7.0 or more innings in 9 of 11 starts from 5/27-8/10 (2.08 ERA), including a 4-game streak from 5/27-6/12 (1.45 ERA) and a 5-game streak from 7/19-8/10 (1.15 ERA)...Was the 1st Red Sox with multiple 4-game streaks of 2 ER or less and 7.0 innings or more in a season since Pedro Martinez in 2003.



Clay Buchholz, Continued

🔴 Averaged 7.53 innings per start over 12 outings from 5/27-8/16 (2.19 ERA), the most in a 12-game span by a Red Sox pitcher since Pedro Martinez from 7/23-9/20/00 (7.58)...Went at least 6.0 innings in all 12 starts during that stretch, the longest streak of his career...Went 7-1 with a 2.19 ERA (22 ER/90.1 IP) during the 12-game stretch, the 3rd-best ERA in the majors after TB's David Price (2.16) and SEA's Felix Hernandez (2.18).

🔴 Threw a SHO on 6/7 vs. BAL, the 3rd of his career, all against the Orioles...Recorded his 2nd CG win of the season on 8/10 at CLE.

🔴 Placed on the 15-day disabled list on 6/24 (retro to 6/20) due to stomach illness...Made 1 rehab start for Triple-A Pawtucket on 7/8, throwing 2.1 scoreless innings...Activated from the DL on 7/14.

🔴 Went 3-0 with a 1.53 ERA (8 ER/47.0 IP) over 6 starts from 7/19-8/16, the 6th-best ERA in the majors over that span...Held opponents to 3 ER or less over at least 7.0 innings in each of those starts, the longest such streak of his career and the longest by a Red Sox since Tim Wakefield did it in 7 straight starts from 5/28-7/1/08.

🔴 Appeared in his 100th career game on 8/22 vs. LAA...Tied for 5th-most wins by a Red Sox pitcher in his 1st 100 appearances since 1916 with 46 victories...Made his 100th ML start on 9/3 at SEA.

2011: Posted a 3.48 ERA but was limited to 14 starts due to a stress fracture in his lumbar spine.

🔴 Was placed on the 15-day disabled list on 6/19 (retro to 6/17) with a lower back strain and did not pitch for the remainder of the season...Was transferred to the 60-day DL on 7/31...Was activated prior to the Sox final game on 9/28 but did not appear in the contest.

🔴 Held left-handers to a .241 AVG (39-for-162), a .305 OBP and a .401 SLG...Limited right-handers to a .242 AVG (37-for-153), .314 OBP, and .392 SLG...Opposing batters in the 1st lineup spot hit just .143 (6-for-42) with a .217 OBP, both of which were 3rd lowest in the AL among pitchers with at least 40 such batters faced.

🔴 Held opponents to a .152 AVG (10-for-66) with RISP, tied for 4th best in the AL (min. 60 BF)...His .231 opponent OBP in that situation tied for 2nd best among that group.

🔴 Compiled a 3.20 ERA (18 ER/50.2 IP) in 8 road starts compared to a 3.94 mark (14 ER/32.0 IP) at home.

🔴 Walked 3 or fewer batters in each of his last 10 starts beginning 4/26, including a career-high stretch of 2 BB or less in 9 straight starts from 4/26-6/10.

🔴 Ranked 5th in the AL with a 2.08 ERA (9 ER/39.0 IP) in 6 May starts (min. 25.0 IP)...Went 3-0 with 29 SO and 8 BB in the month.

🔴 Closed out his season with a career-long, 9-game undefeated streak from 5/2-6/16, allowing 2 runs or less in 7 of those games...During that time, went 5-0 and ranked among AL leaders in wins (T-4th), ERA (6th, 2.59 ERA), opponent AVG (7th, .204), and WHIP (9th, 1.02).

🔴 Pitched 5.0 scoreless innings for the win on 5/7 vs. MIN, including 3.0 IP after a rain delay of 2 hours and 7 minutes...Combined with 4 other Sox pitchers in the 4-0 team shutout.

🔴 On 4/10, signed a 4-year contract extension through the 2015 season with club options for 2016 and 2017.

2010: Named an All-Star and Red Sox Co-Pitcher of the Year in his 1st full season in the majors...Recorded up a career-high 17 wins.

🔴 Earned Red Sox Pitcher of the Year honors along with Jon Lester from the Boston Chapter of the BBWAA...The 1st pair of Sox pitchers to share the award since 1973 (Bill Lee and Luis Tiant).

🔴 Finished 6th in AL Cy Young Award voting after receiving two 3rd-place votes, five 4th-place and four 5th-place.

🔴 Was the 2010 recipient of the BoSox Club Man of the Year Award, chosen not only for his contributions to the success of the Red Sox but also for his cooperation and efforts in community endeavors.

🔴 Named an All-Star for the 1st time in his career, selected by the player ballot...Did not pitch in the game at Angel Stadium due to injury (left hamstring strain) but attended the festivities.

🔴 Finished 2nd in the AL with a 2.33 ERA (45 ER/173.2 IP) after only SEA's Felix Hernandez (2.27)...In the live ball era (since 1920), only 4 Red Sox pitchers have finished a season with a better ERA: Tex Hughson (2.26 in 1944), Luis Tiant (1.91 in 1972), Roger Clemens (1.93 in 1990), and Pedro Martinez (2.07 in 1999, 1.74 in 2000, 2.26 in 2002 and 2.22 in 2003).

🔴 Also ranked among AL leaders in wins (T-7th, 17), winning pct. (4th, .708, 17-7), opponent batting AVG (7th, .226), opponent SLG (2nd, .312), and ground ball/fly ball ratio (9th, 1.79).

🔴 Led AL and ranked 3rd in the majors with a 2.45 ERA (25 ER/92.0 IP) on the road (PHI's Roy Oswalt, 2.22; LAD's Clayton Kershaw, 2.43)...Was 10-3 in 15 starts away from home, tied for 2nd in the majors for road wins (6 others), behind only teammate Jon Lester's 11.

🔴 Posted a team-best 2.20 home ERA (20 ER/81.2 IP) in 13 starts at Fenway Park (7-4), 6th among AL leaders.

🔴 Led the majors with a 1.97 ERA (29 ER/132.2 IP) in night games...14 night wins tied for most in the AL with teammate Jon Lester...Only PHI's Roy Halladay (16) had more in the majors.

Finished 3rd on the staff with 19 quality starts...Had a quality start in each of his 19 outings of at least 6.0 innings, going 14-2 in those starts.

🔴 Started 5 of BOS' 9 team shutouts, including his 2nd career, SHO (also 2007 no-hitter), an 11-0 win at BAL on 6/4 (9.0 IP, 5 H, BB, 2 SO)...2 SO in that game were the fewest by a Sox pitcher in a SHO since Danny Darwin had 2 on

Clay Buchholz, Continued

8/18/93 vs. CWS...Aaron Cook later fanned 2 in a SHO on 6/29/12 at SEA.

🔥 Made a team-high 6 starts with at least 8.0 IP and 2 runs or fewer allowed, 10th most in the AL...The last Sox pitcher with more such starts was Pedro Martinez with 10 in 2002.

🔥 Finished tied for 2nd in the AL with 9 starts in which he allowed no ER (also teammate Jon Lester and OAK's Gio Gonzalez), behind only OAK's Trevor Cahill (10)...Tied with SEA's Felix Hernandez for the ML lead with 17 starts allowing no more than 1 ER.

🔥 Held opponents to a ML-best .161 AVG with RISP (22-for-137)...Did not allow a HR in 137 at-bats with RISP, the most in the majors without surrendering a long ball.

🔥 Allowed just 9 HR over his 173.2 IP, the 3rd-lowest HR/9.0 IP ratio in the AL (0.47)...Went a career-high 6 straight starts (36.1 IP) without giving up a HR from 5/29-6/26 and threw 39.1 homerless frames overall from 5/24-7/21.

🔥 Went 6-2 with a 1.46 ERA (11 ER/67.2 IP) in 10 starts against AL East teams, including 5-0 with a 1.18 ERA (6 ER/45.2 IP) in 6 road starts in the AL East.

🔥 Lost to Tampa Bay, 6-5, on 4/17 despite not allowing an earned run (5.0 IP, 4 R), becoming the 1st Red Sox starter to suffer a loss without allowing an ER since Casey Fossum on 8/8/03 (4 R in a 4-2 loss vs. BAL).

🔥 Recorded a then career-high 10 SO (surpassed in 2013) in a 3-0 losing effort vs. TEX on 4/22 (6.2 IP, 3 R/ER)...At 25 years, 251 days old, became the club's youngest righty to fan 10 or more in a game since Aaron Sele (23 years, 95 days) had 11 on 9/28/93 vs. DET (G1).

🔥 Threw 18.0 scoreless innings from 5/24 through 6/4 at BAL.

🔥 His loss on 6/9 at CLE (7.0 IP, 3 R/ER) was his 1st on the road since 8/8/09 at NYY, snapping a streak of wins in 9 straight road starts from 8/19/09-6/4/10...Posted an ML-best 1.53 road ERA (10 ER/59.0 IP) in that span (min. 30 IP)...Roger Clemens is the only other pitcher in Sox history to win at least 9 straight road starts, doing it 3 times (last, 7/18/92-4/20/93).

🔥 Placed on the 15-day disabled list with a left hamstring strain on 7/5 (retroactive to 6/27)...Made 1 rehab start for Pawtucket at Syracuse on 7/16, allowing 2 runs on 4 hits (1 HR) and a walk with 2 SO over 3.2 IP...Activated from the DL on 7/21.

🔥 Named AL Pitcher of the Month for August, his 1st career monthly honor...Went 4-0 with a 1.03 ERA (5 ER/43.2 IP) and 28 SO in 6 starts during the month, ranking 2nd in the majors in ERA and ranking among AL leaders in wins (T-2nd) and innings (T-3rd)...Allowed no more than 1 ER in 5 of the 6 outings.

🔥 Strung together 7 straight quality starts from 7/26-8/28, going 5-0 with a 1.07 ERA (6 ER/50.2 IP) during that span...Went at least 7.0 innings in 5 straight starts, 7/26-8/17, at 4-0 with a 1.21 ERA (5 ER/37.1 IP).

🔥 Notched career-high streaks of 26.0 scoreless innings (2nd inning, 8/11-6th, 8/28) and 30.1 innings without allowing an ER (6th, 8/6-7th, 8/28)...Both streaks were the longest for a Sox hurler since Pedro Martinez's 35.0-inning scoreless run from 7/25-8/16/02...His 26.0-IP scoreless streak was the longest by an AL starter all year, 3rd longest in the AL overall...Stretch included 3 straight starts without an ER from 8/11-22.

2009: Split the season between Triple-A Pawtucket and Boston...Tied for the team lead with 7 wins (T-8th in AL) and led the staff with 16 starts (T-1st in ML) and 92.0 innings pitched after making his big league season debut right after the All-Star break.

🔥 Recalled 7/17 and made 1st ML appearance of the season with a start that night at TOR...Earned 1st big league win since 5/2/08 vs. TB with 5.2 innings of 1-run ball.

🔥 Optioned to Pawtucket on 7/18 but did not pitch before being recalled again on 7/21 to replace an injured Tim Wakefield...Remained with the Red Sox for the rest of the season.

🔥 Allowed 3 ER or less in 12 of 16 starts with Boston, including 2 or less on 10 occasions...Recorded 9 quality starts, all in final 12 starts of the season.

🔥 Induced 157 ground balls compared to 83 fly balls...Beginning when he made his season debut on 7/17, finished 4th in the AL in total ground balls...Also was 4th with a 1.89 ground ball/fly ball ratio during that span.

🔥 The Sox scored 72 runs in his 92.0 IP, 2nd-highest total in majors beginning 7/17 behind COL's Jorge De La Rosa (73)...Also 2nd in majors in that time with AVG of 7.04 runs of support per 9.0 IP, trailing De La Rosa (7.44).

🔥 Allowed 3 ER over back-to-back starts, 8/8-13 (13.0 IP), but lost both as BOS was shut out...Marked 1st time Sox were shut out in back-to-back starts by a single pitcher since Frank Castillo, 5/16-5/22/02.

🔥 Undefeated over 8 starts from 8/19-9/24, going 6-0 with a 2.44 ERA (14 ER/51.2 IP)...6 victories marked then longest winning streak of his career (also 5/2/11-4/14/12) and led the majors during that span...Had 7 quality starts in that time, including 6 straight from 8/29-9/24.



Clay Buchholz, Continued

🔴 Tossed 15.0 consecutive scoreless innings over 3 starts from 9/3 (5th inning)-9/13 (6th inning).

🔴 Began season with Pawtucket...Ranked among International League leaders in the 1st half in ERA (2nd, 2.36), SO (T-4th, 89), and IP (4th, 99.0)...Limited opponents to a .191 AVG (65-for-341) in 16 starts, lowest among qualifying IL starters and 6th among all minor league starters in the 1st half.

🔴 Was 1 of 3 PawSox named to the IL All-Star team but did not attend due to call-up...Twice earned IL Pitcher of the Week honors: 4/27-5/3 and again for 5/25-31.

🔴 Named Red Sox Minor League Pitcher of the Month for May after leading the IL with a 1.12 ERA (5 ER/40.1 IP)...Began the month with 22.1 consecutive scoreless innings, including 20.1 IP over his first 3 starts.

🔴 Threw a 1-hit SHO on 5/25 at Louisville...Retired 24 straight batters over the first 8.0 innings before allowing a single to begin the 9th.

POSTSEASON: No decision in playoff debut, a 7-6 Sox loss to the Angels in Game 3 of ALDS on 10/11...Started and allowed 2 runs in 5.0 innings...Left in line for win but bullpen allowed 5 runs over the 8th and 9th innings.

2008: On the Red Sox Opening Day roster for the 1st time...Made 16 appearances (15 starts) over 2 stints with BOS...Missed time on the disabled list and also made starts with Pawtucket and Double-A Portland.

🔴 Went 2-2 with a 3.71 ERA (14 ER/34.0 IP) over first 6 starts, 4/5-5/2, turning in 3 quality starts...Struck out 33 batters in 34.0 innings in that span...His 8.74 SO/9.0 IP from the beginning of the season through 5/2 ranked 2nd in the AL behind CLE's CC Sabathia's 9.28 mark (min. 30.0 IP).

🔴 Threw his 2nd career CG in a losing effort on 4/26 at TB, his 1st since his no-hitter in 2007... Was his 8th career start (9th game), becoming the 1st Red Sox pitcher to go the distance twice within his first 10 ML appearances since Jeff Sellers (9/26/85 and 6/29/86)...Also was the 1st Sox pitcher to throw 2 CG's within his first 10 career outings while allowing 3 hits or less in each contest since Don Aase (7/31/77 and 9/5/77).

🔴 Landed on 15-day disabled list with a torn nail on his right middle finger on 5/14 (retro to 5/13)...Sent to Pawtucket on a minor league rehab assignment on 5/25 and had a 4.50 ERA (4 ER/8.0 IP) in 2 starts...Activated from the DL on 5/31 and optioned to Pawtucket.

🔴 Recalled 7/11 and made 8 more appearances (7 starts) with the big league club... Was optioned to Portland on 8/20.

🔴 Made 9 starts overall for the PawSox...Posted wins in 4 straight starts from 6/14-30, allowing just 1 ER in 22.2 IP for a 0.40 ERA.

🔴 Started 2 regular-season games with Portland 8/25 and 8/30...Limited New Hampshire to just 2 hits with 1 BB and 10 SO over 8.0 scoreless innings in a 7-0 win on 8/30...Got the nod in Game 2 of the Northern Division Championship Series on 9/4 at Trenton (ND, 6.0 IP, 3 R, BB, 9 SO).

🔴 After the season, started 5 games for the Scottsdale Scorpions of the Arizona Fall League...Went 1-2 with a 3.86 ERA (9 ER/21.0 IP) and 17 SO.

🔴 Named as the top prospect in the Red Sox organization by *Baseball America* entering the 2008 season...Also tabbed by the publication as having the best curveball and best change-up in the BOS system.

2007: Advanced from Double-A Portland to the major leagues, throwing a no-hitter in 2nd big league appearance...Was the 17th official no-hitter in franchise history...Also earned Red Sox Minor League Pitcher of the Year honors for the 2nd straight season.

🔴 Held big league batters to a .184 AVG (14-for-76), including .133 (4-for-30) vs. right-handed batters and .217 (10-for-46) against lefties.

🔴 Made ML debut 8/17, a spot start in the day game of a split doubleheader vs. LAA at Fenway Park...Opposed John Lackey and earned the win, allowing 4 runs (3 ER) on 8 hits with 3 BB and 5 SO in 6.0 IP in the Sox 8-4 victory...At 23 years, 3 days old, was youngest Sox pitcher to win his debut as a starter since Juan Pena on 5/8/99 (21 years, 315 days)...Optioned to Triple-A Pawtucket following the game.

🔴 Recalled for 2nd stint with Boston on 9/1 and threw the 17th official no-hitter in franchise history that night vs. BAL, his 2nd big league start...Allowed 4 base runners (Nick Markakis HBP in the 1st inning, Kevin Millar and Aubrey Huff BB in the 5th, and Brian Roberts BB in the 6th)...Retired the final 11 batters he faced...Threw 115 pitches overall and recorded 9 SO in the Red Sox 10-0 victory.

🔴 Became 1st Sox rookie pitcher to win each of his 1st 2 ML starts since Juan Pena, 5/8 and 5/14/99.

🔴 Recorded a 16.0-inning scoreless stretch over parts of 3 games (2 starts), 9/1-19...Worked 3.0 scoreless innings in relief on 9/6 at BAL, matching the longest relief outing by a Red Sox pitcher in 2007.

🔴 Officially shut down for the remainder of the season on 9/28 due to fatigue in his pitching shoulder.

🔴 Went 8-5 with a 2.44 ERA (34 ER/125.1 IP) and 171 SO in 24 games (23 GS) between Pawtucket and Portland.

🔴 Named Red Sox Minor League Pitcher of the Year, leading the system with 171 SO...Voted a Co-Minor League Player of the Year by the Boston Chapter of the BBWAA, sharing the honor with Jacoby Ellsbury.

🔴 Led all of minor league baseball with an average of 12.34 SO/9.0 IP and finished 5th with 171 SO...Also had the 5th-lowest opponent AVG at .191.

Clay Buchholz, Continued

🔴 Spent the 1st half of the season with the Sea Dogs and was leading Eastern League hurlers with a 1.77 ERA (17 ER/86.2 IP) and 116 SO at the time of his promotion to Pawtucket on 7/12...Held Eastern League hitters to a .180 clip (55-for-305).

🔴 Garnered Red Sox Minor League Pitcher of the Month honors for May after going 2-0 with a 1.50 ERA (6 ER/36.0 IP) and 51 SO in 6 starts...Set a franchise record striking out 8 consecutive batters 5/11 vs. Binghamton (had 11 SO total).

🔴 Named Eastern League Pitcher of the Week for 6/25-7/1 (1-0, 0.79 ERA, 1 ER, 11.1 IP, 2 GS).

🔴 Selected to play in the EL All-Star Game but did not pitch.

🔴 Pitched for the U.S. Team in the All-Star Futures Game at AT&T Park in SF on 7/8...Fanned 2 and allowed a homer in 1.0 relief inning in the U.S. squad's 7-2 loss to Team World.

🔴 Prior to the season, listed as No. 2 overall prospect, top pitcher, in the Red Sox system according to *Baseball America*...Also rated as having the best curveball in the organization in the publication's Best Tools Survey.

2006: Named Red Sox Minor League Pitcher of the Year, going 11-4 with a 2.42 ERA (32 ER/119.0 IP) in 24 starts between Single-A Greenville and High-A Wilmington.

🔴 Led all Sox minor league pitchers with 140 SO and was tied for the lead with 11 wins (also Scott Shoemaker).

🔴 Earned Red Sox Minor League Pitcher of the Month honors in August, going 5-0 with a 1.14 ERA (4 ER/31.2 IP) and 43 SO in 6 starts between Greenville and Wilmington.

🔴 Promoted to Wilmington on 8/15...Named Carolina League Pitcher of the Week for 8/21-27, with 10 SO in 6.0 scoreless innings in an 8/24 win vs. Myrtle Beach.

🔴 Won his only playoff start for Wilmington on 9/6 at Frederick...Allowed 1 run in 6.0 IP with 10 SO.

2005: Made professional debut with Short-A Lowell...Selected in the supplemental round (42nd overall) as compensation for free agent Pedro Martinez.

🔴 Finished tied for 3rd in the New York-Penn League with 15 starts.

🔴 Recorded 14 SO over 7.0 IP in his last 2 starts...Had 8 SO over 3.0 scoreless innings 9/1 vs. Vermont...Fanned 6 in 4.0 scoreless innings 9/6 at Oneonta.

Personal

🔴 Married to Lindsay Clubine...The couple has two daughters, Colbi and Landri.

🔴 Graduated from Lumberton (TX) High School.

🔴 Pitched at Angelina (TX) Junior College...Selected 2005 Region 14-East Conference Player of the Year, going 12-1 with a 1.05 ERA (10 ER/85.2 IP) in 15 starts...Earned first-team all-district and all-state honors...Fanned 129 batters in 85.2 innings...Also saw time in the outfield...Helped lead the Roadrunners to a No. 11 ranking in the National Junior College Athletic Association.

Clay Buchholz's Career Record

YEAR	CLUB	W-L	ERA	G	GS	CG	SHO	SV	IP	H	R	ER	HR	HB	BB	SO	WP	BK
2005	Lowell	0-1	2.61	15	15	0	0	0	41.1	34	15	12	2	1	9	45	0	1
2006	Wilmington	2-0	1.13	3	3	0	0	0	16.0	10	4	2	0	0	4	23	1	0
	Greenville	9-4	2.62	21	21	0	0	0	103.0	78	34	30	10	5	29	117	8	1
2007	Pawtucket	1-3	3.96	8	8	0	0	0	38.2	32	21	17	5	1	13	55	1	3
	Portland	7-2	1.77	16	15	1	0	0	86.2	55	18	17	4	2	22	116	1	1
	BOSTON	3-1	1.59	4	3	1	1	0	22.2	14	6	4	0	1	10	22	0	0
2008	Pawtucket	4-2	2.47	9	9	0	0	0	43.2	36	13	12	3	2	17	43	3	0
	Portland	1-0	1.80	2	2	0	0	0	15.0	7	4	3	0	0	1	18	0	0
	BOSTON	2-9	6.75	16	15	1	0	0	76.0	93	63	57	11	2	41	72	2	1
2009	Pawtucket	7-2	2.36	17	16	1	1	0	99.0	67	30	26	7	0	30	89	4	1
	BOSTON	7-4	4.21	16	16	0	0	0	92.0	91	44	43	13	2	36	68	1	0
2010	Pawtucket	0-0	4.91	1	1	0	0	0	3.2	4	2	2	1	1	1	2	0	1
	BOSTON	17-7	2.33	28	28	1	1	0	173.2	142	55	45	9	5	67	120	7	1
2011	BOSTON	6-3	3.48	14	14	0	0	0	82.2	76	34	32	10	2	31	60	3	0
2012	Pawtucket	0-0	0.00	1	1	0	0	0	2.1	1	0	0	0	0	2	3	0	0
	BOSTON	11-8	4.56	29	29	2	1	0	189.1	187	104	96	25	12	64	129	2	2
2013	BOSTON	12-1	1.74	16	16	1	1	0	108.1	75	23	21	4	1	36	96	1	0
	Lowell	0-0	13.50	1	1	0	0	0	0.2	1	3	1	0	0	3	1	0	0
	Pawtucket	0-0	2.70	1	1	0	0	0	3.1	7	1	1	0	0	0	2	0	0
Major League Totals		58-33	3.60	123	121	6	4	0	744.2	678	329	298	72	25	285	567	16	4
Minor League Totals		31-14	2.44	95	93	2	1	0	453.1	332	145	123	32	12	131	514	18	8
Red Sox Totals		58-33	3.60	123	121	6	4	0	744.2	678	329	298	72	25	285	567	16	4

2005 Signed by the Boston Red Sox as a supplemental-round selection (club's 3rd pick, 42nd overall) in the June draft

2008 On disabled list with a torn nail on right middle finger, 5/13-5/30

2010 On disabled list with a left hamstring strain, 6/27-7/20

2011 On disabled list with a lower back strain, 6/17-9/27

2012 On disabled list with a stomach illness, 6/20-7/13

2013 On disabled list with a neck strain, 6/9-9/9

Clay Buchholz, Continued

Division Series Record

YEAR	CLUB	W-L	ERA	G	GS	CG	SHO	SV	IP	H	R	ER	HR	HB	BB	SO	WP	BK
2009	BOS vs. LAA	0-0	3.60	1	1	0	0	0	5.0	6	2	2	1	1	1	3	0	1
2013	BOS vs. TB	0-0	4.50	1	1	0	0	0	6.0	7	3	3	1	0	3	5	0	0
Division Series Totals		0-0	4.09	2	2	0	0	0	11.0	13	5	5	2	1	4	8	0	1

League Championship Series Record

YEAR	CLUB	W-L	ERA	G	GS	CG	SHO	SV	IP	H	R	ER	HR	HB	BB	SO	WP	BK
2013	BOS vs. DET	0-0	3.60	2	2	0	0	0	10.2	12	7	7	2	1	2	10	1	0

World Series Record

YEAR	CLUB	W-L	ERA	G	GS	CG	SHO	SV	IP	H	R	ER	HR	HB	BB	SO	WP	BK
2013	BOS vs. STL	0-0	0.00	1	1	0	0	0	4.0	3	1	0	0	0	3	2	1	0

All-Star Game Record

YEAR	CLUB	W-L	ERA	G	GS	CG	SHO	SV	IP	H	R	ER	HR	HB	BB	SO	WP	BK
2010	AL at LAA																	
2013	AL at NYM																	

Selected--Did Not Pitch
Selected--Did Not Pitch

Career Fielding Record

YEAR	CLUB	POS	PCT.	G	GS	PO	A	E	TC	DP
2007	BOSTON	P	.800	4	3	1	3	1	5	0
2008	BOSTON	P	1.000	16	15	3	6	0	9	0
2009	BOSTON	P	.941	16	16	8	8	1	17	0
2010	BOSTON	P	.957	28	28	21	24	2	47	1
2011	BOSTON	P	.967	14	14	15	14	1	30	0
2012	BOSTON	P	.935	29	29	29	14	3	46	2
2013	BOSTON	P	.938	16	16	17	13	2	32	1
Career Totals		P	.946	123	121	94	82	10	186	4

Career Batting Totals

	AVG.	G	AB	R	H	2B	3B	HR	RBI	SH	SF	HB	BB	SO	SB	CS	E
Major League Totals	.333	124	3	0	1	0	0	0	0	1	0	0	0	1	0	0	10

Career Single-Game Highs

INNINGS PITCHED	9.0, 4 times, last 8/10/12 at CLE
LOW-HIT COMPLETE GAME	0, 9/1/07 vs. BAL
STRIKEOUTS	11, 4/14/13 vs. TB
HITS ALLOWED	12, 2 times, last 8/22/12 vs. LAA
RUNS ALLOWED	8, 2 times, last 10/1/12 at NYY
WALKS ALLOWED	5, 8 times, last 9/15/12 at TOR
HOME RUNS ALLOWED	5, 2 times, last 4/20/12 vs. NYY
WINNING STREAK	11, 4/3/13-9/15/13
EJECTIONS	None
SCORELESS INNINGS STREAK	26.0, 8/11/10-8/28/10

IN THE COMMUNITY

In March, 2013 Clay established the Clay Buchholz Foundation with his wife Lindsay to provide health, education and sports opportunities to improve the lives of children in need...Hosted the inaugural Buchholz Bowl in July of 2013, benefitting children's health and well-being throughout New England...Also visited victims of the Boston Marathon bombings in the hospital and met children at Christopher's Haven...Attends events that benefit the Red Sox Foundation and has donated auction items -- pitching lessons in 2010 and 2012 and the chance to play video games with him in 2011 -- to Picnic in the Park events...Spoke with children attending the Red Sox Baseball Academy in 2011 and 2012...Has played in the Children's Hospital of Southwest Florida Celebrity Golf Classic in Fort Myers during Spring Training each of the last 6 years...Served as Co-Captain of the Jimmy Fund (with Tim Wakefield) in 2010 and 2011, making visits to the clinic and appearances at events at Fenway Park, and shooting PSA's...Also served as the spokesman for the Jimmy Fund Rally Against Cancer program...Visited the Furnace Brook Middle School in Marshfield, MA in 2011...Has met with Jimmy Fund patients during their trips to Fort Myers, Pittsburgh, and Baltimore and has also participated in the Jimmy Fund Radio-Telethon...Honored by the Lowell Spinners with the Dick Berardino Alumni Award in January 2011 and named the 2010 BoSox Club's Man of the Year.

DAN BUTLER 61

Full Name: Daniel John Butler
Bats: Right **Throws:** Right **Height:** 5-10 **Weight:** 210
Opening Day Age: 27
Born: October 17, 1986 in Phoenix, AZ
Resides: Phoenix, AZ
Major League Service: None
Acquired: Signed as a non-drafted free agent on July 28, 2009
Signed By: Matt Mahoney (Red Sox)
Contract Status: Signed through 2014



C

Career Highlights

👉 In his 6th season with the Red Sox, his 3rd in Major League Spring Training camp...Added to Boston's 40-man roster on 11/20/11.

👉 Was Triple-A Pawtucket's primary catcher and team MVP in 2013.

👉 Named a South Atlantic League All-Star in 2010 and a Carolina League All-Star in 2011, his 1st 2 full professional campaigns, after going undrafted.

👉 Enters 2014 as the No. 3 catching prospect in the Red Sox' farm system, according to *Baseball America*.

2013: Named PawSox team MVP in 1st full Triple-A season.

👉 Knocked a career-high 14 homers, 2nd on the club, in 84 games...Topped the team with a .479 SLG.

👉 Threw out 30.5% of attempted base stealers (25 of 82) in a team-high 72 games behind the plate...Led International League catchers with 54 assists.

👉 Launched a 10th-inning, game-winning solo homer in a 6-5 win on 6/19 at Columbus.

👉 Named the Red Sox Minor League Hitter of the Month for July after hitting .362 with 4 doubles, 5 homers, and 11 RBI in 18 games for Pawtucket.

👉 Hit .520 (13-for-25) with 4 homers and 10 RBI during a season-high 7-game hitting streak from 7/19-27.

👉 Drove in a season-high 4 runs on 7/19 at Durham...Had a season-high 4 hits in his next game, 7/21 at Durham.

👉 Homered 4 times over a 4-game stretch from 7/19-24, including a 2-homer effort on 7/23 at Norfolk.

👉 Played in 7 playoff games for Pawtucket, including 6 games behind the plate...Led the team with a .400 OBP while batting .286 (6-for-21) with a double, an RBI, and 2 walks.

👉 Following the season, appeared in 12 games for Toros del Este of the Dominican Winter League.

2012: Spent most of the year with Double-A Portland before appearing in 22 Triple-A contests with Pawtucket.

👉 Between the 2 stops, threw out 38 of 114 attempted base stealers (33.3%).

👉 Notched 20 extra-base hits and 31 walks in 73 games with the Sea Dogs prior to an 8/3 promotion to Pawtucket.

👉 Missed time on the DL from 5/12-20 due to a right quad strain.

👉 Reached safely via hit, walk, or HBP in 14 straight games with Portland from 5/31-6/23...Went 8-for-20 (.400) with 3 homers and 9 RBI in a 5-game span to begin that stretch, including home runs in back-to-back games from 6/5-6 vs. Bowie.

👉 Drew 3 walks on 3 occasions (6/12 at Bowie, 6/24 at Trenton, and 7/22 at New Hampshire), the most by a Sea Dogs player all season.

👉 Hit .302 (19-for-63) over his last 19 games with the Sea Dogs beginning 7/4.

👉 Reached safely in 18 of 22 regular season games for Pawtucket.

👉 Connected for 2 home runs on 9/1 vs. Scranton/Wilkes-Barre (NYY) as the PawSox clinched the Wild Card.

👉 Played in 6 postseason games for the PawSox, going 6-for-19 (.316)...Homered in Game 2 of the Governors' Cup Championship on 9/12 vs. Charlotte.

👉 Following the season, appeared in 28 games for Toros del Este of the Dominican Winter League...Ranked 2nd among catching qualifiers throwing out 34.4% of base runners attempting to steal (11 of 32).

2011: Batted .241 (92-for-381) with 25 doubles, 12 homers, 71 RBI, and 54 walks in 113 games between High-A Salem, Double-A Portland, and Triple-A Pawtucket.

👉 Began the season with Salem and was named to the Carolina League Mid-Season All-Star Team...Joined the Sea Dogs on 8/3, where he played 21 games before transferring to Pawtucket on 9/4.

👉 Combined to throw out 35.5 percent (49 of 138) of attempted base stealers across all 3 levels...Paced qualifying

Dan Butler, Continued

Carolina League catchers with a .995 fielding percentage (3 E/586 TC).

🔥 Led the Salem Sox in RBI (66), ranked 2nd in home runs (11), and was tied for 2nd in walks (45).

🔥 Ranked 5th in the Carolina League with a .351 AVG (20-for-57) and 24 RBI in 16 April games...Tallied 9 doubles and 5 homers during the month.

🔥 Knocked a grand slam on 4/23 vs. Potomac and again in a season-high-tying 7-RBI effort on 5/30 vs. Lynchburg (also 4/18 at Lynchburg).

🔥 Received CL Player of the Week honors on 3 occasions (4/18-24, 5/30-6/5, and 7/25-7/31).

🔥 Cracked a 2-run homer in Boston's 3/30 exhibition at Minute Maid Park.

🔥 Following the season, posted a .313 clip (15-for-48) with 13 walks in 16 games for Scottsdale in the Arizona Fall League.

2010: Led Red Sox farmhands in batting (.310) in 98 games spent mostly at Single-A Greenville and High-A Salem...Combined for 7 homers and 48 RBI.

🔥 Named a South Atlantic League mid-season All-Star.

🔥 Earned SAL Player of the Week honors for 4/19-25 after hitting .450 (9-for-20) with 4 doubles and 2 homers.

🔥 Tabbed Red Sox Minor League Defensive Player of the Month for April.

🔥 Batted .426 (23-for-54) over a 14-game hitting streak, 6/11-7/12.

🔥 Ranked among SAL leaders in AVG (2nd, .327), OBP (5th, .406), SLG (3rd, .523), and OPS (3rd, .929) prior to his promotion to Salem on 7/15.

🔥 Also played 2 games with Triple-A Pawtucket in early July.

🔥 Combined to throw out 33 of 121 attempted base stealers (27.2 percent).

2009: Spent most of his 1st professional season in 22 games for Short-A Lowell.

🔥 Also played 2 games for High-A Salem in early September...Returned to Lowell for the playoffs and went 2-for-11 (.182) in 3 postseason games.

🔥 Crushed a go-ahead, 11th-inning homer and Lowell held on for a 3-2 win at Staten Island in Game 2 of the New York-Penn League semifinals.

🔥 Combined to catch 8 of 27 (29.6%) attempting base stealers.

Personal

🔥 Hit .263 with 3 homers and 18 RBI in 27 games for the University of Arizona as a senior in 2009.

🔥 Played for Yarmouth-Dennis and Brewster during the 2009 Cape Cod Baseball League season.

🔥 Graduated from Greenway (AZ) High School in 2005.

IN THE COMMUNITY

Dan was involved in local community outreach as part of the Sox Rookie Program in January 2013, including a visit with patients at the Jimmy Fund and Children's Hospital Boston...Participated in the Red Sox Foundation's Dancing with the New Stars event in 2012.

Dan Butler's Career Record

YEAR	CLUB	AVG.	G	AB	R	H	2B	3B	HR	RBI	SH	SF	HB	BB	SO	SB	CS	E
2009	Lowell	.179	22	78	7	14	3	1	10	0	1	5	4	14	0	1	2	
	Salem	.000	2	3	0	0	0	0	0	0	0	0	0	0	1	0	0	0
2010	Greenville	.327	61	214	37	70	18	3	6	31	0	1	9	20	44	0	0	9
	Pawtucket	.000	2	5	0	0	0	0	0	0	0	0	0	0	1	0	0	0
	Salem	.292	35	113	16	33	12	0	1	17	0	1	6	23	21	1	0	1
2011	Salem	.247	91	312	39	77	20	0	11	66	0	5	7	45	56	4	1	3
	Portland	.212	21	66	4	14	5	0	0	2	0	0	1	9	11	0	0	3
	Pawtucket	.333	1	3	1	1	0	0	1	3	0	0	0	0	2	0	0	0
2012	Portland	.251	73	247	29	62	14	2	6	26	0	0	7	31	42	0	0	5
	Pawtucket	.233	22	73	8	17	5	0	3	11	0	1	0	9	20	0	0	0
2013	Pawtucket	.262	84	282	32	74	19	0	14	45	0	2	5	34	59	1	1	6
Minor League Totals		.259	414	1396	173	362	96	6	43	211	0	11	40	175	271	6	3	29

2009 Signed by the Boston Red Sox as a non-drafted free agent on 7/28

CHRIS CAPUANO 55

Full Name: Christopher Frank Capuano
Bats: Left **Throws:** Left **Height:** 6-3 **Weight:** 215
Opening Day Age: 35 (Turns 36 on August 19)
Born: August 19, 1978 in Springfield, MA
Resides: Scottsdale, AZ
Major League Service: 9 years, 1 day
Acquired: Signed as a free agent on February 22, 2014
Signed By: Steve Swail (Arizona)
Contract Status: Signed through 2014



LHP

Career Highlights

- Has pitched his entire 9-year ML career in the National League with ARI (2003), MIL (2004-07, 2010), NYM (2011), and LAD (2012-13)...Missed 2008-09 recovering from his 2nd Tommy John Surgery.
- 209 of his 238 career big league outings have been starts...Of his 29 career relief outings, 15 came in 2010 following his return from Tommy John Surgery.
- From 2005-06, tied for the most starts in the NL among left-handers (69) and finished 2nd among that group in strikeouts (350) and innings (440.1).
- Named an NL All-Star in 2006 while pitching for MIL...That year, tied for the ML lead with 25 quality starts and posted a career-best 3.70 SO/BB ratio (174 SO/47 BB).
- Set career bests in 2005 with 18 wins (4th in NL), 35 starts (T-1st in MLB), and 176 strikeouts.
- His 35 career pickoffs rank 4th among all ML pitchers since 2003...His 12 pickoffs in 2005 marked the most ever by a Brewers pitcher, double the club's next-highest total (6, 4 others).
- Earned the win in Game 3 of the 2013 NLDS against ATL, the only postseason appearance of his career.

2013: Went 4-7 with a 4.26 ERA (50 ER/105.2 IP) in 24 games (20 starts) for the Dodgers...Held opponents scoreless in 4 appearances (4.2 IP) as a reliever.

- Held left-handed hitters to a .248 AVG compared to a .312 mark against righties...Posted a 3.17 ERA (17 ER/48.1 IP) in road games.
- Allowed 1 earned run or fewer in 9 of his 20 starts.
- Missed time on the DL from 4/17-5/6 with a left calf strain and returned to the DL from 5/30-6/19 with a left shoulder latissimus strain...Made 2 rehab starts with Triple-A Albuquerque (1.93, 2 ER/9.1 IP).
- After his return posted a 3.72 ERA (30 ER/72.2 IP) over the duration of the season...Combined for 11.0 scoreless frames over his 1st 2 starts immediately following his return, 6/19 at NYY (G2) and 6/23 at SD.
- The Dodgers won 8 of his 9 starts from 7/11-8/31 (2-1, 3.60, 20 ER/50.0 IP).
- Tossed a season-high 6.2 scoreless innings on 7/28 vs. CIN, allowing just 3 hits with 4 SO.
- Posted a 2.61 ERA (6 ER/20.2 IP) over his final 6 appearances of the season from 8/20-9/29 with 16 strikeouts and 4 walks in that span.

POSTSEASON: Threw 3.0 hitless innings of relief in Game 3 of the NLDS vs. ATL to earn the win in his postseason debut.

2012: Posted a career-best 3.72 ERA (82 ER/198.1 IP) while tying for the NL lead with 33 starts in his 1st season with the Dodgers.

- Ranked among club leaders in starts (T-1st), innings (2nd, 198.1), strikeouts (2nd, 162), and BB/9.0 IP (1st, 2.45).
- Limited hitters to a .254 AVG, including .229 against left-handers...Held lefties to a .287 OBP and a .312 SLG.
- Went 3-0 with a 2.73 ERA (9 ER/29.2 IP) in 5 April starts, ranking among the monthly NL leaders in wins (T-4th) and strikeouts (T-10th, 29).
- Opened the season 5-0 with a 2.06 ERA (10 ER/43.2 IP) in his 1st 7 starts through 5/11.
- Tossed 24.2 consecutive scoreless innings from 4/23-5/11, the 5th-longest streak in the NL all year.
- Went 4-1 with a 1.62 ERA (6 ER/33.1 IP) in 5 May starts and ranked among league leaders in wins (T-3rd, 4), ERA (3rd, 1.62) and opponent AVG (2nd, 1.67)...Topped the NL in opponent OBP (1st, .221), base runners per 9.0 IP (1st, 7.29), and WHIP (1st, 0.81).
- Led the Dodgers and tied for 9th in the NL with 9 wins at the All-Star break...Also ranked among NL 1st-half leaders (min. 10 starts) in ERA (12th, 2.91), opponents AVG (15th, .232), SO (T-11th, 100) and IP (11th, 111.1).
- Posted a 3.19 ERA (34 ER/96.0 IP) and went 5-6 in 16 starts at Dodger Stadium on the season.
- Went 1-0 with a 1.80 ERA (4 ER/20.0 IP) in 3 Interleague starts...Struck out a season-high 12 batters over 8.0 innings of 1-run ball on 6/17 vs. CWS.



Chris Capuano, Continued

👉 Took a no-hitter into the 7th inning on 8/12 at MIA before Jose Reyes broke it up with a 1-out single...Earned the win after allowing 2 hits over 8.0 shutout innings with 10 strikeouts.

2011: In his only season with the Mets, recorded his most wins (11), games (33), starts (31), innings (186.0), and strikeouts (168) since 2006.

👉 Held left-handed batters to a .224 AVG (37-for-165), a .277 OBP, and a .376 SLG...Allowed only 12 extra-base hits to left-handed batters, tying for the 7th fewest among NL pitchers (min. 30 GS).

👉 Held opponents to a .235 AVG (4-for-17) with the bases loaded.

👉 Averaged 8.1 SO/9.0 IP and posted a 3.17 strikeout-to-walk ratio, both the 2nd-best rates of his career...Tossed at least 5.0 innings in 29 of 31 starts.

👉 Went 4-2 with a 3.25 ERA (13 ER/36.0 IP) in 6 June starts...The 4 wins tied for the 2nd most in the NL in that time.

👉 Tossed a 2-hit, complete-game shutout on 8/26 vs. ATL for the 3rd shutout of his career, 1st since 7/6/06 with MIL...The 2 hits were the fewest of his career in a CG effort...Was his 1st CG since 7/31/06 with MIL.

👉 Fanned a career-high 13 batters in that game for the 3rd double-digit SO game of his career...Became the 3rd pitcher in Mets history to throw a shutout with at least 13 SO and no more than 2 hits, joining Nolan Ryan (4/18/1970) and Tom Seaver (5/15/1970, 9/29/1972)...Joined Seaver (7/9/1969) as the only pitchers in team history to allow 2 hits or fewer in a shutout with at least 10 SO and no walks.

2010: Returned to MLB after missing the 2008 and 2009 ML seasons recovering from his 2nd Tommy John Surgery.

👉 Started the season with High-A Brevard County and transferred to Triple-A Nashville of the Pacific Coast League before being selected to MIL's major league roster on 5/29.

👉 With the Brewers, made 9 starts and appeared in 15 games out of the bullpen...Went 3-3 with a 4.14 ERA (21 ER/45.2 IP) as a starter and was 1-1 with a 3.54 ERA (8 ER/20.1 IP) in relief.

👉 On 6/3 at FLA, made his 1st ML appearance since 9/28/07...Allowed 3 ER over 3.2 IP.

👉 Had quality starts in 4 consecutive outings from 9/8-26.

👉 Posted a 2.91 ERA (11 ER/34.0 IP) and a 2-2 record in his final 6 starts of the season from 9/3-10/2...Went a season-high 7.0 innings on 9/8 vs. STL, marking his longest outing since 7/23/07 at CIN (8.0 IP).

👉 His 2.37 ERA (8 ER/30.1 IP) in September was the 15th lowest in the NL among pitchers (min. 30.0 IP).

2009: Combined for 6 starts between Rookie-level Helena and the Arizona League Brewers while recovering from Tommy John Surgery.

👉 In November, re-signed with MIL on a minor league contract.

2008: Did not pitch after suffering a torn ulnar collateral ligament during Spring Training.

👉 Re-signed a minor league contract with the Brewers in December.

2007: Began the year 5-0 with a 2.31 ERA (10 ER/39.0 IP) through his first 7 starts immediately preceding a franchise-record 12-game losing streak to close out the year (6.08 ERA, 75 ER/111.0 IP in 22 G/18 GS).

👉 His 12-game losing streak from 5/13-8/30 set a franchise record.

👉 Hit his 1st career home run on 6/2 vs. FLA with a solo shot against Byung-Hyun Kim.

👉 After the season, underwent surgery to repair a torn labrum in his right shoulder, performed by Dr. James Andrews.

2006: Earned his 1st All-Star selection and tied for the ML lead with 25 quality starts, including 11 straight to open the season for MIL.

👉 Ranked 2nd among NL left-handers in strikeouts (174) for the 2nd straight season...Placed 7th in the NL with a career-high 222.1 innings...Led Brewers pitchers in starts (tied, 34), innings, and strikeouts.

👉 Had the best SO/BB ratio of his career (3.70), while also posting a career-low 1.9 BB/9.0 IP (47 BB).

👉 Placed among 1st-half NL leaders in wins (T-3rd, 10), innings (3rd, 129.0), strikeouts (4th, 112), and ERA (9th, 3.21).

👉 Named NL Pitcher of the Week for 4/24-30 (2-0, 0.56, 1 ER/16.0 IP in 2 GS)...Tossed a 5-hit shutout on 4/30 at CHC, striking out 6 and needing just 91 pitches in the victory...Was the 1st complete game and shutout of his career.

👉 Struck out a then career-best 12 batters over 7.0 innings in a 6-4 victory vs. CLE on 6/16.

👉 Fanned 28 batters while issuing 3 walks over 31.0 innings in August (2.32 ERA).

2005: Tied for the ML lead with 35 starts for the Brewers and won a career-high 18 games...Had a 3.99 ERA (97 ER/219.0 IP) with 176 strikeouts.

👉 Led MLB with a Brewers-record 12 pickoffs...Was the 1st NL pitcher with a dozen pickoffs in a season since 1998 (ARI's Brian Anderson, FLA's Jesus Sanchez).

👉 His 18 wins tied for 4th all time on the Brewers' single-season list, trailing only Teddy Higuera (20, 1986), Jim Colborn (20, 1973), and Mike Caldwell (22, 1978).

Chris Capuano, Continued

- 👉 Ranked 4th in the NL in wins and 2nd among NL lefties in strikeouts.
- 👉 Had a career-best 7-game win streak from 6/19-7/31 (3.67, 22 ER/54.0 IP).
- 2004: Selected to his 1st career Opening Day roster and made 17 starts during his 1st season with the Brewers.**
- 👉 Held left-handed hitters to a .207 AVG and no home runs.
- 👉 Went on the 15-day DL 3 times: 4/23-5/25 (strained left quadriceps), 6/1-11 (strained left triceps), and 8/25 through the remainder of the season (left elbow soreness).
- 2003: Saw his 1st big league action, going 2-4 with a 4.64 ERA (17 ER/33.0 IP) in 9 games (5 GS) over 3 separate stints with ARI.**
- 👉 Spent the majority of the season with Triple-A Tucson and was named to the PCL All-Star team.
- 👉 Made ML debut on 5/4 vs. ATL, allowing 3 runs (2 ER) over 2.0 innings of relief...Earned his 1st big league win on 7/9 vs. SD with 7.0 innings of 1-run ball (0 ER) and 8 SO.
- 👉 After the season, acquired by MIL with 1B Lyle Overbay, 2B Junior Spivey, INF Craig Counsell, C Chad Moeller, and LHP Jorge De La Rosa from ARI for 1B Richie Sexson, LHP Shane Nance, and a PTBNL (RHP Noochie Varner) on 12/1.
- 2002: Appeared in 6 games at Triple-A Tucson before undergoing his 1st Tommy John Surgery on 5/17.**
- 2001: Went 10-11 with a 5.31 ERA (94 ER/159.1 IP) for Double-A El Paso in his 2nd pro season.**
- 👉 Tied for the Texas League lead with 28 starts and ranked 3rd in the TL with 9.43 SO/9.0 IP (167 SO).
- 2000: Made pro debut with Single-A South Bend, going 10-4 with a 2.21 ERA (25 ER/101.2 IP).**
- 👉 Missed the first 2 months of the season while completing his economics degree at Duke University and still led South Bend in wins and ERA.
- 👉 Limited opposing hitters to a .193 AVG and recorded 105 SO.

Personal

- 👉 Married to Sarah.
- 👉 Graduated from Cathedral (MA) High School where he was the class valedictorian.
- 👉 Graduated Phi Beta Kappa from Duke University with a degree in economics in 2000.
- 👉 Was part of MLB's All-Star tour of Japan in 2006...Was a member of Team USA in the 2001 World Cup in Taiwan, earning a silver medal.

Chris Capuano's Career Record

YEAR	CLUB	W-L	ERA	G	GS	CG	SHO	SV	IP	H	R	ER	HR	HB	BB	SO	WP	BK
2000	South Bend	10-4	2.21	18	18	0	0	0	101.2	68	35	25	2	5	45	105	2	2
2001	El Paso	10-11	5.31	28	28	2	2	0	159.1	184	109	94	13	11	75	167	9	2
2002	Tucson	4-1	2.72	6	6	0	0	0	36.1	30	12	11	1	0	11	29	1	0
2003	ARIZONA	2-4	4.64	9	5	0	0	0	33.0	27	19	17	3	6	11	23	3	0
	Tucson	9-5	3.34	23	23	0	0	0	142.2	133	66	53	9	11	43	108	6	1
2004	MILWAUKEE	6-8	4.99	17	17	0	0	0	88.1	91	55	49	18	5	37	80	3	1
	Beloit	0-0	3.38	1	1	0	0	0	2.2	3	1	1	1	0	1	4	0	0
	High Desert	0-1	27.00	1	1	0	0	0	2.0	6	6	6	1	0	3	2	0	0
	Indianapolis	0-1	8.31	2	2	0	0	0	8.2	10	9	8	1	1	5	9	2	0
2005	MILWAUKEE	18-12	3.99	35	35	0	0	0	219.0	212	105	97	31	12	91	176	3	4
2006	MILWAUKEE	11-12	4.03	34	34	3	2	0	221.1	229	108	99	29	9	47	174	7	0
2007	MILWAUKEE	5-12	5.10	29	25	0	0	0	150.0	170	93	85	20	8	54	132	10	0
2008																		
2009	Helena	0-0	1.50	3	3	0	0	0	6.0	3	2	1	1	0	0	4	0	0
	AZL Brewers	0-0	6.00	3	3	0	0	0	3.0	5	2	2	0	0	2	4	0	0
2010	MILWAUKEE	4-4	3.95	24	9	0	0	0	66.0	65	29	29	9	1	21	54	5	0
	Brevard County	2-0	1.23	3	3	0	0	0	14.2	12	2	2	1	0	0	17	1	0
	Nashville	1-1	1.80	4	4	0	0	0	25.0	21	6	5	0	1	4	16	0	0
2011	NEW YORK (NL)	11-12	4.55	33	31	1	1	0	186.0	198	99	94	27	5	53	168	4	0
2012	LOS ANGELES (NL)	12-12	3.72	33	33	0	0	0	198.1	188	91	82	25	2	54	162	6	0
2013	LOS ANGELES (NL)	4-7	4.26	24	20	0	0	0	105.2	125	57	50	11	0	24	81	5	0
Major League Totals		73-83	4.27	238	209	4	3	0	1267.2	1305	656	602	173	48	392	1050	46	5
Minor League Totals		36-24	3.70	94	94	2	2	0	511.1	483	252	210	30	29	192	474	22	5

Chris Capuano, Continued

1999	Signed by the Arizona Diamondbacks as an eighth-round selection in the June Draft
2003	Acquired by the Milwaukee Brewers with 1B Lyle Overbay, INF Junior Spivey, INF Craig Counsell, C Chad Moeller, and LHP Jorge De La Rosa in exchange for 1B Richie Sexson, LHP Shane Nance, and a player to be named later (OF Noochie Varner) on 12/1
2004	On disabled list with a strained left quadriceps, 4/23-5/25
2004	On disabled list with a strained left triceps, 5/27-6/11
2004	On disabled list with left elbow soreness, 8/25 through remainder of season
2007	On disabled list with a strained left groin, 6/14-6/30
2008	On disabled list with a torn collateral ligament in his left elbow, 3/27 through remainder of season
2011	Signed by the New York Mets as a free agent on 1/5
2011	Signed by the Los Angeles Dodgers as a free agent on 12/2
2013	On disabled list with a strained left calf, 4/17-5/5
2013	On disabled list with a left shoulder latissimus strain, 6/4-6/18
2014	Signed by the Boston Red Sox as a free agent on 2/22

Division Series Record

YEAR	CLUB	W-L	ERA	G	GS	CG	SHO	SV	IP	H	R	ER	HR	HB	BB	SO	WP	BK
2013	LAD vs. ATL	1-0	0.00	1	0	0	0	0	3.0	0	0	0	0	0	3	3	0	0

All-Star Game Record

YEAR	CLUB	W-L	ERA	G	GS	CG	SHO	SV	IP	H	R	ER	HR	HB	BB	SO	WP	BK
2006	NL at PIT																	

Selected—Did Not Pitch

Career Fielding Record

YEAR	CLUB	POS	PCT.	G	GS	PO	A	E	TC	DP
2003	ARIZONA	P	.900	9	5	1	8	1	10	1
2004	MILWAUKEE	P	1.000	17	17	3	16	0	19	0
2005	MILWAUKEE	P	.917	35	35	7	37	4	48	1
2006	MILWAUKEE	P	.957	34	34	14	31	2	47	1
2007	MILWAUKEE	P	.974	29	25	8	29	1	38	2
2008										
2010	MILWAUKEE	P	1.000	24	9	2	10	0	12	0
2011	NEW YORK (NL)	P	1.000	33	31	7	28	0	35	2
2012	LOS ANGELES (NL)	P	.970	33	33	5	27	1	33	1
2013	LOS ANGELES (NL)	P	1.000	24	20	5	14	0	19	1
	Career Totals	P	.944	238	209	52	200	9	261	9

Did Not Play

Career Batting Totals

	AVG.	G	AB	R	H	2B	3B	HR	RBI	SH	SF	HB	BB	SO	SB	CS	E
Major League Totals	.124	233	370	16	46	10	0	1	20	38	2	1	9	176	0	0	9

Career Single-Game Highs

INNINGS PITCHED 9.0, 3 times, last 8/26/11 for NYM vs. ATL (start)
5.0, 8/24/07 for MIL at SF (relief)

LOW-HIT COMPLETE GAME 2, 8/26/11 for NYM vs. ATL
STRIKEOUTS 13, 8/26/11 for NYM vs. ATL

HITS ALLOWED 11, 5/31/06 for MIL at PIT

RUNS ALLOWED 8, 8/19/04 for MIL vs. CHC

WALKS ALLOWED 6, 4/21/07 for MIL vs. HOU

HOME RUNS ALLOWED 4, 5/21/11 for NYM at NYY

WINNING STREAK 5, 6/19/05-7/10/05

EJECTIONS None

SCORELESS INNINGS STREAK 24.2, 4/23/12-5/11/12

Chris
Capuano

MIKE CARP 37

Full Name: Christopher Michael Carp
Bats: Left **Throws:** Right **Height:** 6-2 **Weight:** 208
Opening Day Age: 27 (Turns 28 on June 30)
Born: June 30, 1986 in Long Beach, CA
Resides: Lakewood, CA
Major League Service: 3 years, 10 days
Acquired: From Seattle in exchange for cash considerations on February 20, 2013
Signed By: Steve Leavitt (Mets)
Contract Status: Signed through 2014



1B/OF

Career Highlights

- Entering 2nd season with the Red Sox after being acquired from SEA on 2/20/13 in exchange for cash considerations...Has appeared in MLB in each of the last 5 campaigns.
- Last season tallied the most XBH (29) by a Red Sox in a single season of fewer than 250 PA.
- Owns a career .311 AVG/.381 OBP/.492 SLG line against the AL East...His .533 SLG at Fenway Park ranks 8th among active players with at least 125 PA in Boston, and 5th among left-handed hitters.
- Has split ML time defensively between 1B (111 games, 100 starts) and the OF (96 games, 81 starts), with 93 appearances (79 starts) in LF and 3 (2 starts) in RF.
- Named to *Baseball America's* 2011 MLB All-Rookie Team after ranking among AL rookies in AVG (3rd, .276), SLG (2nd, .466), and OPS (2nd, .791) in 79 games for the Mariners (min. 300 PA).
- Sent from NYM to SEA on 12/10/08 as part of a 3-team, 12-player trade also involving CLE.

2013: Played in a career-high 86 games in 1st season with the Red Sox...Acquired from SEA in late February.

- Also set career marks in runs (34), doubles (18), triples (2), walks (22), SLG (.523), and OPS (.885)...Both AVG (.296) and OBP (.362) were his highest totals in any ML season with at least 75 PA.
- His .523 SLG ranked 8th among AL players with at least 200 PA.
- 29 of 64 hits were XBH (18 2B, 2 3B, 9 HR)...Were the most XBH in MLB by a player with fewer than 250 PA and the most ever for a Red Sox with fewer than 250 PA.
- Went 19-for-57 (.333) with 5 doubles, 3 homers, 35 RBI, and 5 walks with runners in scoring position.
- Made 56 starts between LF (31), 1B (23), and RF (2)...Reached base safely in 40 (71%) of those contests.
- Led the AL with 9 RBI as a pinch-hitter...Was 1 of 6 AL players with multiple PH homers...Placed 2nd on the team and 7th in AL with 24 PA as a PH (Jonny Gomes, 30)...Was 5-for-19 (.263) with a double, 2 HR, and 5 walks in the pinch.
- Posted a .300 AVG (57-for-190), .367 OBP, .537 SLG, and .904 OPS against right-handed pitching...27 of his 29 XBH (17 2B, 2 3B, 8 HR) and 40 of his 43 RBI came against righties.
- Had a .333 AVG or better in 3 different months: April (.458), June (.367), and July (.333).
- Combined to hit .337 (31-for-92) in 37 games vs. AL East teams, tops among AL East players (min. 50 PA).
- Played in just 2 of the first 12 games of 2013 (no starts).
- Notched an extra-base hit in all 3 PA on 4/17 at CLE, his 1st start for BOS (2 2B, 3B)...Was the 1st Red Sox to finish a game with 3 XBH in 3 PA since Babe Ruth 4/21/17 vs. NYY...Became the 3rd Red Sox since 1916 with 3 XBH in his 1st start for the team, 1st since Eric Hinske on 8/18/06 vs. NYY.
- Tallied hits in 6 straight PA (1B, 3 2B, 2 3B) over parts of 3 games from 4/17-21 (G2).
- Snapped an 0-for-21 slide with a 3-run HR in the 2nd inning on 5/24 vs. CLE.
- Reached in 41 of his last 57 games with a PA beginning 5/30 (.308 AVG, 48-for-156, 18 BB, 2 HBP).
- Led MLB with a .735 SLG in June...Finished 4th among AL leaders in June with a .367 AVG (18-for-49) and was 6th with a .448 OBP.
- Reached base safely in a season-high 11 straight games from 6/8-29, the 2nd-longest on-base streak of his career (30 G, 7/19-8/22/11 with SEA)...Began that stretch with a season-high 5-game hit streak from 6/8-13 (.450, 9-for-20).
- Left 6/16 game at BAL with right hamstring tightness and played just once in club's next 9 games from 6/18-26.
- Reached base a season-high 4 times 6/4 vs. TEX (3 H, BB, 3 RBI)...Matched season-high with 3 hits and scored a career-high 3 runs...Ejected after an 8th-inning strikeout by home plate umpire Andy Fletcher, his 1st career ejection.
- Ejected 8/16 vs. NYY by home plate umpire Bill Welke after striking out as a pinch hitter in the 7th inning.
- With 2 on and 2 out, knocked a go-ahead pinch-hit RBI single in the 8th inning of a 4-3 win on 8/28 vs. BAL.

Mike Carp, Continued

👉 Scratched from the starting lineup on 8/29 vs. BAL due to left shoulder soreness and was out for 3 games.

👉 Hit a go-ahead, pinch-hit grand slam in the 10th inning on 9/11 at TB to give BOS a 7-3 win...Was 1st PH slam in extra innings in team history (Elias)...Was 1st Red Sox with a grand slam in extras since Dwight Evans on 5/19/89 at OAK (10th inn.) and 1st Red Sox with a PH grand slam since Kevin Millar on 6/7/03 at MIL...Was the 1st major leaguer to put his team ahead with a PH grand slam in extras since CIN's Adam Dunn on 6/26/03 at ATL.

POSTSEASON: Appeared in 6 games and made 1 start during the Red Sox' postseason run to the World Series Championship, going 0-for-8 with an RBI...Started ALCS Game 2, a 6-5 win over the Tigers at Fenway Park...Drove in BOS' 1st run with a pinch-hit groundout in the 5th inning of World Series Game 3 in STL.

2012: Appeared in 59 games with the Mariners...Missed 78 games due to 3 stints on the disabled list.

👉 Made 48 starts, with 23 at 1B, 21 in LF, and 4 at DH.

👉 Was 13-for-42 (.310) against left-handers.

👉 Opened the season on the DL with a sprained right shoulder and was activated on 5/1.

👉 Hit 4 of his 5 home runs in a 10-game stretch 5/6-20, including back-to-back games 5/18 and 5/20 at COL.

👉 Went back on the DL on 6/13 (retro to 6/11) with an inflamed right shoulder until 7/23.

👉 Hit at a .293 clip (22-for-75) with 9 runs, 3 doubles, 1 home run, 7 RBI, and a .357 OBP over his final 25 games beginning on 7/26.

👉 Missed time with a strained left groin from 8/14 (retro to 8/13)-9/3.

👉 Totaled a .250 AVG (37-for-148) with 9 doubles, 3 homers, and 21 RBI in 37 rehab games between Triple-A Tacoma and High-A High Desert.

2011: Ranked among AL rookies (min. 300 PA) in AVG (3rd, .276), SLG (2nd, .466), and OPS (2nd, .791) in 79 games over 2 stints with the Mariners.

👉 Also ranked among AL rookies in RBI (4th, 46), home runs (T-4th, 12), and extra-base hits (6th, 30).

👉 Placed among all-time SEA single-season rookie leaders in homers (T-7th), RBI (9th), and extra-base hits (10th).

👉 Named to *Baseball America's* MLB All-Rookie team...Also selected by MLB.com as the Mariners Breakout Player of the Year.

👉 Appeared in 79 games at 4 positions: 1B (34 G/30 GS), LF (27 G/26 GS), DH (19 G/ GS), and RF (1 G).

👉 Hit .200 (7-for-35) in 15 games during 1st ML stint from 6/8-7/2.

👉 Batted .286 (73-for-255) with 15 doubles, 1 triple, 12 home runs, and 46 RBI in 64 games over his 2nd ML stint of the season from 7/19 through the end of the year.

👉 Recorded career-high 20-game hitting streak from 7/30-8/21 (.363, 29-for-80, 13 R, 5 2B, 4 HR, 19 RBI)...Tied for the longest hitting streak by a MLB rookie in 2011 (also ATL's Freddie Freeman), and was the longest hitting streak by an AL rookie since Robb Quinlan in 2004 (21 games)...Marked the longest by an M's rookie since Ichiro in 2001 (streaks of 21 and 23).

👉 Named August AL Rookie of the Month after batting .313 (35-for-112) with 8 doubles, 6 homers, and 25 RBI...Tied Danny Tartabull (July 1986) for the club rookie record for RBI in any month.

👉 Hit .306 (22-for-72) with 4 home runs and a .542 SLG against LHP.

👉 Tied Mariners single-game rookie hits record going 5-for-5 on 9/20 at MIN, along with Rich Amaral (5/17/93 at TEX) and Joe Simpson (8/27/79 at CLE).

👉 Recorded career-high 5 RBI, including 1st career grand slam 9/18 at CLE.

👉 Hit a go-ahead 2-run home run to break 3-3 tie on 8/29 vs. LAA.

👉 Provided both runs in a 2-1 win over LAA on 8/31 with 2-out, 2-run double in the 8th inning off Scott Downs.

👉 In 66 games with Triple-A Tacoma, batted .343 (86-for-251) with 55 runs, 14 doubles, 21 homers, 64 RBI, 1.060 OPS.

👉 Recorded a 22-game hitting streak from 5/15-6/6...Hit .433 (42-for-97) with 4 doubles, 11 home runs, 25 RBI, and 27 runs scored during that stretch.

👉 Named the Pacific Coast League Player of the Week twice, 5/9-15 and 5/30-6/5.

2010: Hit a career-high 29 home runs with Triple-A Tacoma...Also appeared in 14 games over 2 stints with Seattle.

👉 For the Mariners, made starts at 1B (9), LF (1), and DH (1).

👉 Left game 9/25 at TB with partially torn plantar fascia in his right foot and missed the rest of the season.

👉 Hit 8 homers in final 12 regular season games in the minors.

👉 Ranked 7th among Triple-A hitters in home runs, 14th overall among minor leaguers.

👉 Recalled from Tacoma on 6/7 when Mike Sweeney went on the DL...Appeared in 11 games (9 starts) at 1B.

👉 Optioned back to Tacoma on 6/27 when Russell Branyan was acquired via trade.



Mike Carp, Continued

2009: Spent majority of the season with Triple-A Tacoma...Also had 2 stints with Seattle.

- Recalled from Tacoma on 6/17 and played in 5 games with the Mariners, going 3-for-8 (.375) with 2 runs and an RBI before 7/3 option.
- Made ML debut as pinch-hitter 6/17 at SD...Walked in his 1st ML plate appearance, the 4th player in M's history to do that and 1st since Bob Wells on 7/3/97 at SD.
- Recorded 1st career hit 6/18 at SD.
- Returned to the Mariners on 9/1 for the duration of the season.
- Hit 1st ML home run 9/16 vs. CWS, a solo shot off D.J. Carrasco.

2008: Hit .299 with a .403 OBP, 29 doubles, 17 homers, and 79 walks with Double-A Binghamton.

- Ranked 5th in the Eastern League in OBP.
- Won the Sterling Award as Binghamton's top player as awarded by the Mets.
- Named to the Eastern League's mid- and post-season All-Star squads.
- Earned EL Player of the Week honors for the period ending 4/13.
- Named the EL's Player of the Month for April after batting .356 (36-for-101) with 16 runs, 7 doubles, 6 homers, and 20 RBI.
- On 12/10, was acquired by SEA in a 3-team, 12-player trade along with OFs Endy Chavez and Ezequiel Carrera, RHPs Aaron Heilman and Maikel Cleto, and LHP Jason Vargas from the Mets, and OF Franklin Gutierrez from the Indians...In exchange for RHPs J.J. Putz and Sean Green, and OF Jeremy Reed went to NYM while INF Luis Valbuena went to CLE in the deal.

2007: Played the majority of the season with Double-A Binghamton.

- Compiled a .285 AVG with 10 home runs and 42 RBI vs. right-handed pitching.
- Was on the disabled list from 5/5-6/18 with a broken finger on his right hand.
- Following the season, played for Scottsdale in the Arizona Fall League.
- Named to the AFL's Rising Stars Team as well as the AFL's All-Prospect Team.

2006: Selected as the Sterling Organizational Player of the Year as the top player in the Mets' minor league system after spending the entire season with High-A St. Lucie.

- Ranked 2nd in the Florida State League in RBI (88) and games (137), was 3rd in total bases (221), and tied for 5th in hits (141).
- Hit .350 (7-for-20) in the postseason to help St. Lucie capture the FSL Championship.
- Rated as the No. 8 prospect in the FSL according to *Baseball America*...Rated in *BA*'s annual Best Tools Survey as the best defensive 1st baseman in the FSL.
- After the season, played for North Shore in the Hawaiian Winter League...Named an HWB All-Star.

2005: Spent the entire season with Single-A Hagerstown, where he was selected to the South Atlantic League Mid-Season All-Star Team.

- Led the SAL in hit by pitches (21).

2004: Made his professional debut with the Rookie-level Gulf Coast League Mets.

- Ranked 4th in the GCL in doubles (12) and 3rd in games (57).
- Hit .267 with 30 runs, 4 homers, and 26 RBI.

IN THE COMMUNITY

Mike attended Red Sox Foundation events in 2013, including Casino Night, Welcome Home Party, and Picnic in the Park...Met Jimmy Fund patients during their trip to Fenway Park and visited victims of the Boston Marathon bombings in the hospital...Also participated in a player/fan photo session and signed autographs for Kid Nation members.

Personal

- Graduated from Lakewood (CA) High School in 2004...Hit 11 home runs his senior year setting a school record...The previous mark had been held by former major leaguer Damion Easley.

Mike Carp, Continued

Mike Carp's Career Record

YEAR	CLUB	AVG.	G	AB	R	H	2B	3B	HR	RBI	SH	SF	HB	BB	SO	SB	CS	E
2004	GCL Mets	.267	57	191	30	51	12	0	4	26	0	0	5	22	51	2	1	7
2005	Hagerstown	.249	89	313	49	78	12	1	19	63	1	5	21	35	96	2	2	11
2006	St. Lucie	.287	137	491	69	141	27	1	17	88	0	6	25	51	107	2	1	14
2007	Binghamton	.251	97	359	55	90	16	0	11	48	0	4	10	39	75	2	1	10
	St. Lucie	.250	1	4	0	1	0	0	0	0	0	0	0	0	0	0	0	0
2008	Binghamton	.299	134	478	67	143	29	1	17	72	0	3	6	79	88	1	2	11
2009	Tacoma	.271	110	413	66	112	25	1	15	64	1	6	12	58	99	0	1	8
	SEATTLE	.315	21	54	7	17	3	1	1	5	0	1	2	8	10	0	0	0
2010	Tacoma	.257	110	409	67	105	17	1	29	76	0	7	6	41	93	1	2	6
	SEATTLE	.189	14	37	1	7	2	0	0	0	0	0	0	4	8	0	0	0
2011	Tacoma	.343	66	251	55	86	14	0	21	64	1	3	3	28	50	6	2	4
	SEATTLE	.276	79	290	27	80	17	1	12	46	0	1	3	19	81	0	2	6
2012	Tacoma	.223	35	139	13	31	8	0	2	17	0	2	1	12	31	1	3	3
	SEATTLE	.213	59	164	17	35	6	0	5	20	0	1	3	21	46	1	0	2
	High Desert	.667	2	9	2	6	1	0	1	4	0	0	0	2	0	1	0	0
2013	BOSTON	.296	86	216	34	64	18	2	9	43	0	3	2	22	67	1	0	2
Major League Totals		.267	259	761	86	203	46	4	27	114	0	6	10	74	212	2	2	10
Minor League Totals		.276	838	3057	473	844	161	5	136	522	3	36	89	367	690	18	15	74
Red Sox Totals		.296	86	216	34	64	18	2	9	43	0	3	2	22	67	1	0	2

2004 Signed by the New York Mets as a ninth round selection in the June Draft

2008 Acquired by the Seattle Mariners along with OFs Endy Chavez and Ezequiel Carrera, RHPs Aaron Heilman and Maikel Cleto, and LHP Jason Vargas from the Mets, and OF Franklin Gutierrez from the Indians, in exchange for RHPs J.J. Putz and Sean Green, and OF Jeremy Reed to New York, and INF Luis Valbuena to Cleveland on 12/10

2012 On disabled list with sprained right shoulder, 3/29-4/30

2012 On disabled list with inflamed right shoulder, 6/11-7/23

2012 On disabled list with a strained left groin, 8/13-9/3

2013 Acquired by the Boston Red Sox in exchange for cash considerations on 2/20

Additional Batting Statistics

YEAR	CLUB	OBP	SLG	OPS	TB	GDP
2009	SEATTLE	.415	.463	.878	25	1
2010	SEATTLE	.268	.243	.512	9	0
2011	SEATTLE	.326	.466	.791	135	10
2012	SEATTLE	.312	.341	.654	56	7
2013	BOSTON	.362	.523	.885	113	3
Major League Totals		.337	.444	.781	338	21

Division Series Record

YEAR	CLUB	AVG	G	AB	R	H	2B	3B	HR	RBI	SH	SF	HB	BB	SO	SB	CS	E
2013	BOS vs. TB	.000	1	1	0	0	0	0	0	0	0	0	0	0	1	0	0	0

League Championship Series Record

YEAR	CLUB	AVG	G	AB	R	H	2B	3B	HR	RBI	SH	SF	HB	BB	SO	SB	CS	E
2013	BOS vs. DET	.000	3	5	0	0	0	0	0	0	0	0	0	0	2	0	0	0

World Series Record

YEAR	CLUB	AVG	G	AB	R	H	2B	3B	HR	RBI	SH	SF	HB	BB	SO	SB	CS	E
2013	BOS vs. STL	.000	2	2	0	0	0	0	0	1	0	0	0	0	0	0	0	0

Career Fielding Record

YEAR	CLUB	POS	PCT.	G	GS	PO	A	E	TC	DP
2009	SEATTLE	1B	1.000	16	15	115	15	0	130	13
2010	SEATTLE	1B	1.000	9	9	65	4	0	69	3
		OF	-	1	1	0	0	0	0	0
2011	SEATTLE	OF	.927	28	26	49	2	4	55	0
		1B	.993	34	30	253	14	2	269	27
2012	SEATTLE	1B	1.000	23	23	188	13	0	201	15
		OF	.955	24	21	41	1	2	44	0
2013	BOSTON	1B	.990	29	23	188	12	2	202	19
		OF	1.000	43	33	43	0	0	43	0
Career Totals		1B	.995	111	100	809	58	4	871	77
		OF	.958	96	81	133	3	6	142	0

Mike
Carp

Mike Carp, Continued

Career Single-Game Highs

HITS	5, 9/20/11 for SEA at MIN
DOUBLES	2, 5 times, last 4/17/13 at CLE
HOME RUNS	2, 8/15/11 for SEA vs. TOR
RBI	5, 9/19/11 for SEA at CLE
RUNS SCORED	3, 6/4/13 vs. TEX
WALKS	2, 4 times, last 8/8/12 for SEA at BAL
STRIKEOUTS	4, 2 times, last 7/7/13 at LAA
STOLEN BASES	1, 2 times, last 8/17/13 vs. NYY
HITTING STREAK	20, 7/30/11-8/21/11
EJECTIONS (2)	6/4/13 vs. TEX (HP, A. Fletcher) 8/16/13 vs. NYY (HP, B. Welke)

Home Run Notes

MULTI-HOME RUN GAMES (1)
2-HOME RUN GAMES (1)
8/15/11 for SEA vs. TOR
LEADOFF HOME RUNS (0)
GRAND SLAMS (2)
9/19/11 for SEA at CLE off Chad Durbin
9/11/13 at TB off Roberto Hernandez
PINCH-HIT HOME RUNS (2)
5/1/13 at TOR off Justin Germano
9/11/13 at TB off Roberto Hernandez
EXTRA-INNING HOME RUNS (1)
9/11/13 at TB off Roberto Hernandez (10th inning)
GAME-ENDING HOME RUNS (0)
INSIDE-THE-PARK HOME RUNS (0)



GARIN CECCHINI 70

Full Name: Garin Cecchini
Bats: Left **Throws:** Right **Height:** 6-3 **Weight:** 220
Opening Day Age: 22 (Turns 23 on April 20)
Born: April 20, 1991 in Sulphur, LA
Resides: Lake Charles, LA
Major League Service: None
Acquired: Selected in the fourth round of the 2010 June Draft
Signed By: Matt Dorey
Contract Status: Signed through 2014



3B

Career Highlights

- Entering 4th professional season and 1st in Major League Spring Training camp...Added to the Red Sox' 40-man roster on 11/20/13.
- Named an All-Star in each of his 3 minor league seasons...Was a Short-A New York-Penn League All-Star in 2011, a Single-A South Atlantic League All-Star in 2012, and a High-A Carolina League All-Star in 2013.
- Owns a career .417 OBP in the minor leagues, including a .443 mark in 2013 that led all minor leaguers with at least 325 AB.
- Begins 2014 as Boston's 6th-best prospect according to *Baseball America*, and as the No. 74 prospect in all of baseball...Also tabbed as the system's best hitter for average and as having the best strike-zone discipline in the system.
- Named the Carolina League's best batting prospect and as having the CL's best strike-zone judgment by *Baseball America*'s 2013 Best Tools survey.
- Received the Arizona Fall League's 2013 Darnell Stenson Sportsmanship Award.
- Earned Red Sox Base Runner of the Year honors in 2012 after leading the organization with a career-high 51 stolen bases for Single-A Greenville.
- 2013: Combined to top all minor leaguers (min. 325 AB) with a .443 OBP in 129 games between High-A Salem and Double-A Portland...Also led the Red Sox system with a .322 AVG, 146 hits, and 94 walks.**
- Totalled 33 doubles, 7 triples, 7 homers, 61 RBI, and 23 stolen bases on the year...Had more walks (94) than strikeouts (86).
- Reached safely in 120 of 129 games, including 63 of 66 Double-A contests.
- Began the season with Salem and named to the Carolina League's mid-season All-Star Team.
- Named both Red Sox Offensive Player and Base Stealer of the Month for April...Hit .392 (31-for-79) with 8 doubles, 4 triples, 3 homers, 13 RBI, 13 walks, and 10 stolen bases (3 CS) in 21 games during the month.
- Earned Carolina League Player of the Week honors for 4/22-28 (.478 AVG, 11-for-23, 2 2B, 3 3B, HR, 7 RBI, 6 BB, 10 R) and 5/6-12 (.389 AVG, 7-for-18, 3 2B, 2 HR, 6 RBI, 3 BB).
- Started for the Carolina League All-Star Team in its 12-2 win over the California League on 6/18 in San Jose, CA...Went 0-for-2 with a walk.
- Sent to Portland on 6/21 following the CL All-Star break...Was the 1st-half CL leader in AVG (.350), walks (43), OBP (.469), and OPS (1.016) in 63 games.
- While with the Sea Dogs, from 6/21 through the end of the season, ranked 2nd in the Eastern League in walks (51) and OBP (.420).
- Reached base safely via hit, walk, or HBP in 39 straight games from 7/20-8/30...Was the 3rd-longest on-base streak in Sea Dogs history and the EL's 2nd-longest streak of the year.
- Selected to participate in the 2013 All-Star Futures Game for the U.S. Team...Went 1-for-2 with an RBI in a 4-2 win over the World Futures on 7/14 at Citi Field in New York.
- Helped Surprise to the Arizona Fall League title, hitting .277 (18-for-65) with 4 doubles, 9 RBI, and 9 runs in 18 games...Tied for the AFL lead with 17 walks and ranked 9th with a .434 OBP.
- Named to the AFL's Rising Stars Team and homered in the exhibition on 11/2.
- Received the AFL's Darnell Stenson Sportsmanship Award.
- Following the season, named by *Baseball America* as the Red Sox' No. 6 prospect, as well as the best hitter for average and as having the best strike-zone discipline in the system.
- Also rated by *Baseball America* as the Carolina League's best batting prospect and as having the best strike-zone judgment in the CL in 2013...Overall, tabbed by *BA* as the top 3B prospect (No. 6 overall) in the CL.

Garin
Cecchini



Garin Cecchini, Continued

2012: With Single-A Greenville in 1st full pro season, ranked among South Atlantic League leaders in doubles (T-3rd, 38), runs (T-4th, 84), stolen bases (3rd, 51), and intentional walks (T-1st, 5).

👉 Named Red Sox Base Runner of the Year after his 51 stolen bases led the organization...Was caught stealing just 6 times for an 89.4% success rate.

👉 Led qualifying SAL 3B with a .944 fielding pct. (14 E/251 TC).

👉 Placed 6th in the Red Sox system with a .305 AVG (139-for-455).

👉 Led the Drive in doubles and runs, while finishing 2nd on the club in games (118), at-bats, hits, triples (tied, 4), total bases (197), and walks (61).

👉 Batted .338 (110-for-325) with all 4 home runs against right-handers.

👉 Hit .442 (34-for-77) when leading off an inning.

👉 Chosen as Red Sox Minor League Base Stealer of the Month for April.

👉 Reached base safely in a team-high 33 consecutive games from 4/13-5/22 at .349 (45-for-129) with 17 walks.

👉 Went 3-for-3 on stolen base attempts on 4/13 at West Virginia and 8/21 vs. Augusta.

👉 Knocked a season-high 5 hits and 5 RBI on 5/26 at Charleston.

👉 Named a SAL mid-season All-Star.

👉 Following the season, ranked by *Baseball America* as Boston's No. 1 prospect at 3B, No. 7 prospect overall, and as having the best infield arm in the system and SAL.

👉 Selected as the No. 15 prospect overall in the SAL by *Baseball America*.

2011: Named to the New York-Penn League All-Star Team in his pro debut.

👉 Played in 32 games with Short-A Lowell prior to a season-ending DL stint beginning on 7/24...Suffered a left wrist fracture on a HBP on 7/23 vs. Auburn.

👉 Was leading the NYPL in doubles (12), ranked 4th in stolen bases (12), and tied for 5th in RBI (23) at the time of his injury.

👉 Overall, ranked 3rd on the Spinners in doubles and his .298 AVG ranked 2nd on the club (min. 100 AB).

👉 Named Red Sox Minor League Base Runner of the Month for June.

👉 Batted .342 (27-for-79) with 9 doubles, 3 homers, and 18 RBI in 22 games in July.

👉 Named NYPL Player of the Week for 7/18-24 after leading the league with a .571 AVG (12-for-21) and placing 3rd in total bases (19) and runs (9).

👉 Selected to the NYPL All-Star Team.

👉 Following the season, ranked by *Baseball America* as Boston's No. 3 infield prospect, No. 7 prospect overall, and the best hitter for average in the Red Sox system...Also selected as the No. 2 prospect overall in the NYPL by *BA*.

Personal

👉 Last name pronounced "chick-KEE-nee."

👉 Did not play as a senior at Barbe (LA) High School in 2010 due to injury...Hit .402 with 6 home runs and 43 RBI as a junior in 2009.

👉 His younger brother, Gavin, was the 12th overall pick in the 2012 June Draft by the Mets.

IN THE COMMUNITY

Garin was involved in local community outreach through his participation in the Red Sox 2014 Rookie Development program, including visiting Boston Children's Hospital and painting murals at the McKinley Middle School in Boston with members of the Red Sox Scholars program.

Garin Cecchini's Career Record

YEAR	CLUB	AVG	G	AB	R	H	2B	3B	HR	RBI	SH	SF	HB	BB	SO	SB	CS	E
2011	Lowell	.298	32	114	21	34	12	1	3	23	0	0	2	17	19	12	2	10
2012	Greenville	.305	118	455	84	139	38	4	4	62	0	3	7	61	90	51	6	14
2013	Salem	.350	63	214	44	75	19	4	5	33	0	0	5	43	34	15	7	12
	Portland	.296	66	240	36	71	14	3	2	28	0	2	2	51	52	8	2	5
Minor League Totals		.312	279	1023	185	319	83	12	14	146	0	5	16	172	195	86	17	41

2010 Signed by the Boston Red Sox as a fourth-round selection in the June Draft

MIGUEL CELESTINO 75

Full Name: Miguel Antonio Celestino
Bats: Right **Throws:** Right **Height:** 6-6 **Weight:** 185
Opening Day Age: 24
Born: October 10, 1989 in San Pedro de Macoris, DR
Resides: San Pedro de Macoris, DR
Major League Service: None
Acquired: From Seattle on 3/18/10 as the PTBNL in the 1/7/10 trade that sent 1B Casey Kotchman to Seattle in exchange for INF/OF Bill Hall
Signed By: Franklin Taveras, Patrick Guerrero, and Bob Engle (Mariners)

RHP



Miguel Celestino

Non-Roster Invitee

Career Highlights

⚡ Entering his 5th season in the Red Sox organization after being acquired from the Mariners via trade on 3/18/10...Spent the first 3 years of his professional career in Seattle's system (2007-09).

⚡ Pitched exclusively in relief in 2013 (39 appearances)...With the exception of his 1st professional season in 2007 (14 games, 1 start), worked primarily out of the bullpen from 2008-12 appearing in 94 games, 89 in relief.

2013: Spent the season with Double-A Portland where he led the staff in appearances (39).

⚡ Ranked 5th on the club in strikeouts (70) and 6th in innings (72.0).

⚡ Pitched more than 1.0 inning in 28 of his 39 appearances and 2.0 or more innings 22 times.

⚡ Earned the 1st save of his professional career on 5/16 at New Hampshire.

⚡ Posted a 2.76 ERA (5 ER/16.1 IP) in 10 appearances in July.

⚡ Only 1 HB in 72.0 IP (325 batters faced).

2012: Spent the entire season with High-A Salem, pacing the club with 26 starts and finishing among leaders in wins (T-2nd, 7), innings (2nd, 134.2), and strikeouts (3rd, 93).

⚡ Had a 12.10 base runners/9.0 IP, the 5th-lowest rate among Carolina League starters.

⚡ Induced a career-high 12 double plays.

⚡ Held RHH opponents to a .243 AVG (85-for-350).

⚡ Went 5-2 with a 3.06 ERA (23 ER/67.2 IP) in 13 starts over the 1st half of the season, and 2-7 with a 6.31 ERA (47 ER/67.0 IP) over his final 13 starts.

⚡ Allowed just 2 hits over 8.0 scoreless frames on 7/11 vs. Lynchburg.

2011: Tied for the lead in the South Atlantic League and was tops among all Red Sox minor leaguers in games (27).

⚡ Led all players in the Sox system in innings pitched (140.2) and tied for 2nd in wins (10).

⚡ Ranked 3rd on Single-A Greenville with 106 SO.

⚡ Ranked 3rd on the Drive and 14th among SAL qualifiers with a 3.84 ERA (60 ER/140.2 IP).

⚡ Had a 3.36 ERA (29 ER/77.2 IP) in 14 starts after the All-Star break compared to a 4.43 ERA (31 ER/63.0 IP) in 13 starts prior to the ASB.

⚡ Induced 11 double plays.

2010: In his 1st season in the organization, led Sox minor leaguers with a 2.09 ERA (15 ER/64.2 IP) between the Gulf Coast League and Short-A Lowell.

⚡ Allowed 3 runs or fewer in all 13 of his appearances, and 1 run or none in 9 of the 13 games.

⚡ Named New York-Penn League Pitcher of the Week for 8/2-8 (2-0, 0.82 ERA, 1 ER, 11.0 IP, 11 K in 2 GS).

⚡ Opponents hit just .194 (12-for-62) with RISP against him between both levels.

2009: Tied for the Rookie-level Arizona League Mariners lead with 5 wins.

⚡ Ranked 2nd in the AZL with a team-high 66.2 innings.

⚡ Posted a 2.80 ERA (13 ER/41.2 IP) over his final 7 games of the season after having a 7.92 ERA (22 ER/25.0 IP) in his first 6 games.

⚡ Won back-to-back scoreless starts on 8/11 at the AZL Royals (7.0 IP) and 8/16 at the AZL Angels (6.0 IP).

2008: Spent his 2nd season with the Dominican Summer League Mariners and ranked 3rd on the club in both wins (5) and ERA (2.48).



Miguel Celestino, Continued

👉 Was 5-1 with a 2.13 ERA (13 ER/55.0 IP) in 12 starts and had a 9.00 ERA (3 ER/3.0 IP) in 3 relief appearances.

👉 Allowed 3 ER or fewer in 14 of his 15 appearances and 1 ER or none in 11 of 15 games.

2007: Made his professional debut with the DSL Mariners.

👉 Threw 3.0 scoreless innings of relief in his 1st professional appearance, 6/4 at DSL Athletics (2)...Earned wins in 3 of his first 4 appearances of the season.

👉 Did not allow run over his first 5 appearances (13.1 IP), and no ER in his first 6 games (14.1 IP).

Personal

👉 Has one son, Miguel.

👉 Attended Virgen de la Caridad del Cobra in the Dominican Republic.

Miguel Celestino's Career Record

YEAR	CLUB	W-L	ERA	G	GS	CG	SHO	SV	IP	H	R	ER	HR	HB	BB	SO	WP	BK
2007	DSL Mariners	4-2	3.38	14	1	0	0	0	29.1	25	12	11	1	2	17	14	4	1
2008	DSL Mariners	5-1	2.48	15	12	0	0	0	58.0	45	24	16	0	3	15	47	7	1
2009	AZL Mariners	5-3	4.73	13	12	0	0	0	66.2	76	36	35	5	4	23	48	12	0
2010	GCL Red Sox	2-0	0.90	4	3	0	0	0	20.0	18	6	2	0	0	3	14	0	1
	Lowell	2-2	2.62	9	9	0	0	0	44.2	39	16	13	0	3	17	28	4	0
2011	Greenville	10-6	3.84	27	27	0	0	0	140.2	146	74	60	8	6	33	106	17	1
2012	Salem	7-9	4.68	26	26	0	0	0	134.2	129	75	70	18	8	44	93	11	3
2013	Portland	1-9	6.13	39	0	0	0	1	72.0	81	52	49	10	1	36	70	11	1
Minor League Totals		36-32	4.07	147	90	0	0	1	566.0	559	295	256	42	27	188	420	66	8

2006 Signed by the Seattle Mariners as an international free agent on 12/14

2010 Acquired by the Boston Red Sox on 3/18 as the player to be named in the 1/7/10 trade that sent 1B Casey Kotchman to Seattle in exchange for INF/OF Bill Hall and cash

FRANCISCO CORDERO 39

Full Name: Francisco Javier Cordero
Bats: Right **Throws:** Right **Height:** 6-3 **Weight:** 245
Opening Day Age: 38 (Turns 39 on May 11)
Born: May 11, 1975 in Santo Domingo, Dominican Republic
Resides: Santo Domingo, Dominican Republic
Major League Service: 13 years, 34 days
Acquired: Signed as a minor league free agent on February 14, 2014
Signed By: Ramon Pena (Tigers)
Contract Status: Signed through 2014



RHP

Non-Roster Invitee

Career Highlights

🔥 14-year ML veteran is entering 1st season in the Red Sox system after missing all of 2013 due to left shoulder surgery...Has played in the majors for DET (1999), TEX (2000-06), MIL (2006-07), CIN (2008-11), TOR (2012), and HOU (2012).

🔥 Is a 3-time All-Star, each with a different club (2004 for TEX, 2007 for MIL, 2009 for CIN).

🔥 With 329 career saves ranks 13th on the all-time list and 2nd among active hurlers (Joe Nathan, 341)...Is the all-time ML saves leader from the Dominican Republic (prev., Jose Mesa, 321)

🔥 All 800 career ML outings have come in relief, 3rd most relief appearances among active hurlers to LaTroy Hawkins (845) and Kyle Farnsworth (832).

🔥 Set franchise records for saves with 44 for the Brewers in 2007 (passed by John Axford in 2011, 46) and with 49 for the Rangers in 2004.

🔥 In 7 seasons with the Rangers, ranks 2nd on the franchise's all-time list with 356 relief appearances and is 3rd with 117 saves.

🔥 In both 2006 and 2007 was voted the Brewers' Most Valuable Pitcher.

🔥 Struck out over a batter per inning in all 6 seasons from 2003-08...His 574 strikeouts in that stretch were 2nd most among ML relievers to Brad Lidge (641).

🔥 Joins Mariano Rivera as the only pitchers with at least 20 saves in all 8 seasons from 2004-11.

🔥 Posted a 2.97 ERA over his last 5 full seasons as a closer, 2007-11...In that time, led MLB with 194 saves.

2013: Underwent left shoulder surgery in April and missed the ML season...Returned to action in the Dominican Winter League.

🔥 Played winter ball for Leones del Escogido, making 16 appearances...Posted a 1-1 record with a 2.13 ERA (3 ER/12.2 IP), holding all opponents to a .174 average (8-for-46), including .071 vs. righties (2-for-28).

2012: Spent most of the season with TOR...Acquired by HOU on 7/20 as part of a 10-player trade.

🔥 Made 41 appearances for the Blue Jays before the trade.

🔥 Played in 6 games for HOU before landing on the 15-day DL on 8/2 due to an inflamed right big toe...Was his 1st DL stint since 6/25-7/26/02.

🔥 Released by the Astros on 9/10.

2011: Converted 37 of 43 saves in final season for CIN.

🔥 Posted a 2.45 ERA, going 5-3 in 68 appearances over 69.2 innings.

🔥 Ranked among the NL leaders in saves (7th) and games finished (T-2nd, 63).

🔥 Led the Reds' staff in saves for the 4th consecutive season, the 1st pitcher to do so since Danny Graves from 1999-2002.

🔥 Recorded 20 saves in which he retired every batter faced...Only NYY's Mariano Rivera (27), ATL's Craig Kimbrel (22), PIT's Joel Hanrahan (20), and CWS' Sergio Santos (20) had as many perfect saves of at least 3 outs.

🔥 After the All-Star break converted 20 of 21 save chances (1.80 ERA, 30 IP, 6 ER)...Had a season-high streak of 16 straight conversions to begin the 2nd half of the season, his best saves streak since a career-best 22 consecutive converted saves with MIL from 4/3-6/5/07.

🔥 Recorded the 300th save of his career on 6/1 vs. MIL.

🔥 Became the all-time ML leader among natives of the Dominican Republic with his 322nd save in a 4-1 victory on 7/9 at COL, passing Jose Mesa (321).

Francisco
Cordero

Francisco Cordero, Continued

- 👉 From 8/7-24, produced a save in nine straight appearances, a career-long streak.
- 👉 Converted 200th save in the NL on 8/23 at FLA...Became 1 of only 6 pitchers with 200 saves in one league and 100 in the other.

2010: Ranked 3rd in the NL with 40 saves in his 3rd season with the Reds.

- 👉 Was his 3rd career 40-save season.
- 👉 Became the 4th pitcher in Reds history to produce at least 40 saves in a season, along with Danny Graves in 2004 (41), Jeff Shaw in 1997 (42), and Jeff Brantley in 1996 (44).
- 👉 For the 2nd time in 3 seasons established a new franchise record in games finished (64).
- 👉 Converted a season-best 11 straight save opportunities from 7/16-8/29, and 40 of 48 overall.
- 👉 On 5/24 vs. PIT, earned his 15th save of the year in the club's 45th game, just the 2nd Reds pitcher to do that (Graves, 2004 and 2002).
- 👉 Was CIN's nominee for the Roberto Clemente Award for community service.

2009: Posted a 2.16 ERA and ranked 2nd in the NL with 39 saves for CIN in his 3rd career All-Star season.

- 👉 Converted 39 of 43 save opportunities, including a season-best streak of 15 straight conversions to begin the year.
- 👉 Recorded his 100th save in the NL on 4/22 at CHC, becoming only the 11th pitcher in history with 100 career saves in each league.
- 👉 Suffered 1st blown save in a 14-inning game on 6/10 at WSH, in an outing interrupted by a rain delay...Was his 1st blown save since 7/21/08 vs. SD, snapping a career-long streak of 29 consecutive save conversions (last 14 of 2008, first 15 of 2009).
- 👉 Pitched a perfect 7th inning in the NL's 4-3 loss in the All-Star Game on 7/14 in STL.
- 👉 Recorded the 250th save of his career on 9/24 at PIT.
- 👉 Was on the Dominican Republic's provisional roster for the World Baseball Classic but did not participate in the tournament.

2008: In 1st season with the Reds, led the staff and tied for 4th in the NL with 34 saves

- 👉 Fanned 78 over 70.1 innings, an average of 10.0 SO/9.0 IP.
- 👉 Recorded all 34 of the team's saves in 40 opportunities, including each of his first 7 chances and each of his last 14 chances.
- 👉 Made 500th career appearance in a 3-1 victory on 6/13 vs. BOS, picking up the save.
- 👉 Retired all 3 batters faced on 8/14 at PIT, earning his 200th career save.
- 👉 Missed the Reds' last 3 games of the season recovering from 9/26 arthroscopic surgery to remove a bone spur from right foot.

2007: Notched a career-best 12.2 SO/9.0 IP ratio (86 SO/63.1 IP) in 1st full season with MIL...Named an All-Star for the 2nd time.

- 👉 Was selected as Brewers' Most Valuable Pitcher for a 2nd consecutive year.
- 👉 Ranked 2nd in the NL with 44 saves, establishing a new club record (since surpassed by John Axford in 2011, 46). Became the 8th pitcher to record at least 40 saves in a season in both leagues (also 49 with TEX in 2004).
- 👉 Began the season with 22 consecutive converted save chances and converted 44 of 51 chances overall...Was the 2nd-longest streak in franchise history (Doug Jones, 25 from 5/31-9/26/97).
- 👉 Set a franchise record with 10 saves in April and was named MLB's Delivery Man of the Month.
- 👉 Tied the NL record for the fewest number of team games (34) to 15 saves (John Smoltz, 2003).
- 👉 From 5/5-9 became just the 4th pitcher in ML history to record saves in 5 consecutive days.
- 👉 Recorded 150th career save on 5/20 vs. MIN.
- 👉 Allowed just a solo homer to Carl Crawford in 1.0 IP during the All-Star game on 7/10 in SF.
- 👉 Fanned NYM's Marlon Anderson on 7/31 to record 500th career strikeout.

2006: Split season between TEX and MIL, combining for career highs in wins (10) and appearances (77). Totaled a 3.70 ERA (31 ER/75.1 IP) with 22 saves and 84 strikeouts.

- 👉 On 7/28 was traded from TEX to MIL along with OF Kevin Mench and OF Laynce Nix as part of a 6-player deal that sent OF Carlos Lee and OF Nelson Cruz to the Rangers.
- 👉 Left TEX with 117 saves, 3rd most in franchise history.
- 👉 Named the Brewers' Most Valuable Pitcher by the Milwaukee Chapter of the BBWAA.
- 👉 While pitching for MIL, converted 16 of 18 save opportunities while allowing just a .213 AVG...Posted a string of 16 straight converted saves that ranked as 5th longest in team history.



Francisco Cordero, Continued

👉 On 10/6 the Brewers exercised his contract option for the 2007 season.

2005: Ranked 6th in the AL with 37 saves in final full season for TEX.

👉 Became just the 2nd Rangers pitcher to record consecutive 30-save seasons (also John Wetteland, 1997-2000).

👉 Converted 37 of his 45 save opportunities, including a season-best streak of 14 straight conversions from 4/13-5/27.

👉 On 7/30 at TOR became the 6th pitcher from the Dominican Republic to record 100 career saves, along with Antonio Alfonseca, Armando Benitez, Jose Jimenez, Jose Mesa, and Mel Rojas.

2004: Posted a career-high and TEX franchise-record 49 saves...Also set career-highs in save opportunities (54).

👉 Ranked 2nd in the AL in saves to NYY's Mariano Rivera (53)...At the time, was the 5th-highest saves total in AL history.

👉 Finished 2nd to Mariano Rivera in the AL Rolands Relief Man Award points standings.

👉 Received 1st career All-Star Game selection, but did not play in the 7/13 exhibition in HOU.

👉 Converted his first 19 save opportunities of the season from 4/7-6/10 before suffering 1st blown save on 6/15 at CIN...Was the longest streak to begin a season in club history.

👉 Converted 21 consecutive save opportunities from 6/23-8/28, then the 2nd-longest streak in club history.

👉 Named the Rangers' Player of the Month for August (1-0, 10 saves, 0.73 ERA in 12 G).

👉 Recorded 9 saves of more than 1.0 inning.

👉 Surrendered only 1 home run on the season, a 2-run shot by ANA's Troy Glaus on 9/29.

2003: Recorded career highs in strikeouts (90) and innings (82.2) in 1st full ML season.

👉 Had a team-high 73 appearances for TEX, 6th most in the AL.

👉 Ranked 3rd among all AL relievers in strikeouts.

👉 Began the season in a setup role but became the closer after Ugeth Urbina was traded to FLA on 7/11.

👉 Converted 15 of 25 save opportunities, including 13 of 17 chances after taking on the role of full-time closer.

2002: Split season between Triple-A Oklahoma and TEX, including 3 separate stints with the Rangers.

👉 Recorded 1st career ML save on 6/19 at CHC.

👉 Posted a 1.79 ERA and 10 saves in 39 relief outings for the big league club, holding opponents to a .204 average.

👉 Converted 10 of 12 save opportunities overall with TEX.

👉 Went on the 15-day DL from 6/25-7/26 with a strained right shoulder.

👉 Threw 19.1 consecutive scoreless innings over 19 games from 8/7-9/24.

2001: Missed the majority of the season with a back injury (stress fracture).

👉 Began the season on the 15-day DL until 6/22 activation.

👉 Appeared in just 3 games for the Rangers before returning to the 15-day DL on 6/26 and missing the remainder of the season.

2000: Spent most of the season with TEX and made 56 appearances.

👉 Led all AL rookies in relief innings (77.1).

👉 Earned the win in his 1st appearance of the year, 4/4 vs. CWS.

👉 Also appeared in 3 games for Triple-A Oklahoma City.

1999: Made 20 relief appearances for DET in 1st ML action after 8/2 promotion from Double-A Jacksonville.

👉 Led the Southern League with 27 saves.

👉 Was named the SL's Most Valuable Pitcher, a *USA Today Baseball Weekly* Minor League All-Star, a *Baseball America* and TOPPS Double-A All-Star, and Howe SportsData's Minor League Relief Pitcher of the Year.

👉 Participated in MLB's All-Star Futures Game at Fenway Park.

👉 Made ML debut on 8/2 vs. CWS, fanning 2 and allowing 1 hit over a scoreless inning.

👉 Did not allow a run in his first 11 career games (10.0 IP).

👉 Recorded 1st career victory on 8/31 vs. TEX.

👉 Was traded to TEX as part of a 9-player deal on 11/2.

1998: Missed most of the season following 7/29 surgery to correct a stress fracture in right elbow.

👉 Limited to 17 appearances for Double-A Jacksonville.

1997: Led the Midwest League in saves (35) in 1st season as a reliever.

👉 Named Tigers Minor League Pitcher of the Year.

👉 Was a Midwest League All-Star.

Francisco Cordero, Continued

1996: Missed majority of the season with a right elbow injury.

1995: Split the season between Class-A Fayetteville and Short-A Jamestown.

👉 Combined to go 4-10 with a 5.42 ERA in 18 starts and 1 relief appearance.

1994: Pitched in the Dominican Summer League in 1st professional season.

Personal

👉 Attended Colegio Luz de Arroyo Hondo High School in the Dominican Republic.

👉 A cousin, Domingo Martinez, played 1B during brief stints with the Blue Jays from 1992-93.

👉 Was given the nickname "Coco" by teammate Todd Jones while playing for the Tigers in 1999.

Francisco Cordero's Career Record

YEAR	CLUB	W-L	ERA	G	GS	CG	SHO	SV	IP	H	R	ER	HR	HB	BB	SO	WP	BK
1994	DSL Tigers	4-3	3.90	12	12	0	0	0	60.0	65	47	26	1	0	27	36	3	0
1995	Fayetteville	0-3	6.30	4	4	0	0	0	20.0	26	16	14	1	0	12	19	4	0
	Jamestown	4-7	5.22	15	14	0	0	0	88.0	96	62	51	3	8	37	54	11	0
1996	Fayetteville	0-0	2.57	2	1	0	0	0	7.0	2	2	2	0	0	6	7	0	0
	Jamestown	0-0	0.82	2	2	0	0	0	11.0	5	1	1	0	0	2	10	0	0
1997	West Michigan	6-1	0.99	50	0	0	0	35	54.1	36	13	6	2	0	15	67	5	0
1998	Jacksonville	1-1	4.86	17	0	0	0	8	16.2	19	12	9	1	1	9	18	0	0
	Lakeland	0-0	0.00	1	0	0	0	0	0.0	1	0	0	0	0	0	0	0	0
1999	Jacksonville	4-1	1.38	47	0	0	0	27	52.1	35	9	8	3	3	22	58	3	0
	DETROIT	2-2	3.32	20	0	0	0	0	19.0	19	7	7	2	0	18	19	1	0
2000	TEXAS	1-2	5.35	56	0	0	0	0	77.1	87	51	46	11	4	48	49	7	0
	Oklahoma	0-0	4.15	3	0	0	0	1	4.1	7	3	2	0	0	3	5	1	0
2001	Oklahoma	0-1	0.59	12	0	0	0	6	15.1	8	2	1	0	0	3	20	0	0
	TEXAS	0-1	3.86	3	0	0	0	0	2.1	3	1	1	0	0	2	1	1	0
2002	TEXAS	2-0	1.79	39	0	0	0	10	45.1	33	12	9	2	2	13	41	1	0
	Oklahoma	0-2	5.84	11	1	0	0	2	12.1	15	14	8	2	1	7	21	2	0
2003	TEXAS	5-8	2.94	73	0	0	0	15	82.2	70	33	27	4	2	38	90	1	0
2004	TEXAS	3-4	2.13	67	0	0	0	49	71.2	60	19	17	1	1	32	79	3	2
2005	TEXAS	3-1	3.39	69	0	0	0	37	69.0	61	28	26	5	4	30	79	0	0
2006	TEXAS	7-4	4.81	49	0	0	0	6	48.2	49	27	26	5	3	16	54	3	0
	MILWAUKEE	3-1	1.69	28	0	0	0	16	26.2	20	5	5	2	0	16	30	1	0
2007	MILWAUKEE	0-4	2.98	66	0	0	0	44	63.1	52	23	21	4	1	18	86	2	0
2008	CINCINNATI	5-4	3.33	72	0	0	0	34	70.1	61	28	26	6	3	38	78	3	0
2009	CINCINNATI	2-6	2.16	68	0	0	0	39	66.2	58	21	16	2	0	30	58	3	0
2010	CINCINNATI	6-5	3.84	75	0	0	0	40	72.2	68	32	31	5	2	36	59	2	0
2011	CINCINNATI	5-3	2.45	68	0	0	0	37	69.2	49	20	19	6	3	22	42	4	1
2012	TORONTO	3-5	5.77	41	0	0	0	2	34.1	48	24	22	7	1	14	26	4	0
	HOUSTON	0-3	19.80	6	0	0	0	0	5.0	13	11	11	2	1	4	5	1	0
Major League Totals		47-53	3.38	800	0	0	0	329	824.2	751	342	310	64	27	375	796	37	3
Minor League Totals		19-19	3.38	176	34	0	0	79	341.1	315	181	128	13	13	143	315	29	0

1994 Signed as an international free agent by the Detroit Tigers on 6/18

1999 Acquired by the Texas Rangers along with LHP Justin Thompson, LHP Alan Webb, INF Frank Catalanotto, C Bill Haselman, and OF Gabe Kapler in exchange for OF Juan Gonzalez, RHP Danny Patterson and C Gregg Zaun on 11/2

2001 On disabled list with a stress fracture in his back, 3/23-6/19

2001 On disabled list with a stress fracture in his back, 6/26 through remainder of season

2002 On disabled list with a strained right shoulder, 6/25-7/26

2006 Acquired by the Milwaukee Brewers along with OF Kevin Mench, OF Laynce Nix, and LHP Julian Cordero in exchange for OF Carlos Lee and OF Nelson Cruz on 7/28

2007 Signed by the Cincinnati Reds on 11/28

2012 Signed by the Toronto Blue Jays on 2/1

2012 Acquired by the Houston Astros along with OF Ben Francisco, RHP Joe Musgrove, RHP Asher Wojciechowski, LHP David Rollins, C Carlos Perez, and RHP Kevin Comer in exchange for RHP Brandon Lyon, LHP J.A. Happ, and RHP David Carpenter

2012 On disabled list with an inflamed right big toe, 8/3-9/9

2014 Signed by the Boston Red Sox as a minor league free agent on 2/14

Division Series Record

YEAR	CLUB	W-L	ERA	G	GS	CG	SHO	SV	IP	H	R	ER	HR	HB	BB	SO	WP	BK
2010	CLN vs. PHI																	

Did Not Play

All-Star Game Record

YEAR	CLUB	W-L	ERA	G	GS	CG	SHO	SV	IP	H	R	ER	HR	HB	BB	SO	WP	BK
2004	AL at HOU																	
2007	NL at SF	0-0	9.00	1	0	0	0	0	1.0	1	1	1	1	0	0	0	0	0
2009	NL at STL	0-0	0.00	1	0	0	0	0	1.0	0	0	0	0	0	0	0	0	0
All-Star Game Totals		0-0	4.50	2	0	0	0	0	2.0	1	1	1	1	0	0	0	0	0

Francisco Cordero, Continued

Career Fielding Record

YEAR	CLUB	POS	PCT.	G	GS	PO	A	E	TC	DP
1999	DETROIT	P	1.000	20	0	2	5	0	7	1
2000	TEXAS	P	.900	56	0	4	5	1	10	0
2001	TEXAS	P	-	3	0	0	0	0	0	0
2002	TEXAS	P	1.000	39	0	5	5	0	10	0
2003	TEXAS	P	.947	73	0	8	10	1	19	0
2004	TEXAS	P	1.000	67	0	6	8	0	14	2
2005	TEXAS	P	1.000	69	0	2	10	0	12	0
2006	TEXAS	P	1.000	49	0	5	4	0	9	1
	MILWAUKEE	P	1.000	28	0	0	2	0	2	0
2007	MILWAUKEE	P	1.000	66	0	2	6	0	8	1
2008	CINCINNATI	P	.875	72	0	1	6	1	8	0
2009	CINCINNATI	P	1.000	68	0	5	8	0	13	1
2010	CINCINNATI	P	.917	75	0	1	10	1	12	0
2011	CINCINNATI	P	.941	68	0	8	8	1	17	2
2012	TORONTO	P	1.000	41	0	1	4	0	5	0
	HOUSTON	P	1.000	6	0	1	1	0	2	0
Career Totals			P .966	800	0	51	92	5	148	8

Career Batting Totals

	AVG.	G	AB	R	H	2B	3B	HR	RBI	SH	SF	HB	BB	SO	SB	CS	E
Major League Totals	.000	154	3	0	0	0	0	0	0	0	0	0	0	1	0	0	5

Career Single-Game Highs

INNINGS PITCHED	4.1, 7/29/00 for TEX vs. DET (Relief)
STRIKEOUTS	5, 7/29/00 for TEX vs. DET
HITS ALLOWED	6, 7/17/08 for CIN vs. NYM
RUNS ALLOWED	5, 4 times, last 5/8/12 for TOR at OAK
WALKS ALLOWED	4, 2 times, last 9/27/11 for CIN at NYM
HOME RUNS ALLOWED	2, 6 times, last 7/1/12 for TOR vs. LAA
WINNING STREAK	5, 6/18/06-9/20/06
EJECTIONS	None
SCORELESS INNINGS STREAK	19.1, 8/7/02-9/24/02

Francisco
Cordero

RUBBY DE LA ROSA 62

Full Name: Rubby Carlos De La Rosa
Bats: Right **Throws:** Right **Height:** 6-1 **Weight:** 205
Opening Day Age: 25
Born: March 4, 1989 in Santo Domingo, DR
Resides: Santo Domingo, DR
Major League Service: 1 year, 158 days
Acquired: From Los Angeles with 1B/OF Jerry Sands on October 4, 2012 to complete August 25, 2012 9-player trade
Signed By: Ezequiel Sepulveda (Dodgers)
Contract Status: Signed through 2014



RHP

Career Highlights

🔸 Made his Red Sox debut in 2013, his 1st full season in the BOS organization...Made 11 relief appearances for the Sox over his 3 ML stints.

🔸 Was a 2013 International League mid-season All-Star for Triple-A Pawtucket.

🔸 Acquired from the Dodgers on 10/4/12 along with 1B/OF Jerry Sands to complete the 8/25/12 trade that sent RHP Josh Beckett, LF Carl Crawford, 1B Adrian Gonzalez, INF Nick Punto, and cash considerations to LAD in exchange for 1B James Loney, INF Ivan De Jesus, and RHP Allen Webster.

🔸 Made 1 ML appearance for the Dodgers in 2012 in his return from Tommy John surgery performed on 8/9/11... Called up straight from Double-A to make his ML debut for the Dodgers in 2011...Fanned 60 batters in 60.2 innings with a 3.71 ERA (25 ER) in big league action before requiring surgery.

🔸 Selected as Dodgers Minor League Pitcher of the Year in 2010, when he went a combined 7-2 with 6 saves and a 2.37 ERA (29 ER/110.1 IP) in 22 games (13 starts) between Single-A Great Lakes and Double-A Chattanooga.

🔸 Participated in the 2013 Red Sox Rookie Development Program.

2013: Spent the majority of his 1st season in the Red Sox organization with Triple-A Pawtucket but appeared in 11 games for BOS over his 3 stints in the majors.

🔸 Was an International League All-Star with Pawtucket...Made 20 starts for the PawSox and was 3-3 with a 4.23 ERA (36 ER/76.2 IP) in those games...Posted a 4.91 ERA (2 ER/3.2 IP) in 4 relief appearances.

🔸 Had a 1.05 ERA (6 ER/51.2 IP) with 54 SO over a span of 12 starts from 4/23-7/2 after allowing 10 ER in 6.2 IP (13.50 ERA) over his 1st 3 starts of the year with the PawSox.

🔸 Held Triple-A opponents to a .224 AVG (65-for-290)...Righties hit .226 (35-for-155) with 5 HR and lefties hit .222 (30-for-135) with 4 HR...Opponents only hit .187 (14-for-75) with RISP.

🔸 Posted a 1.93 ERA (1 ER/4.2 IP) in 4 games at Fenway and an 8.10 ERA (6 ER/6.2 IP) in 7 ML road games.

🔸 Threw a career-high 2.1 innings in relief twice: 8/16 vs. NYY and 9/6 at NYY.

🔸 Recalled by BOS on 6/14 for 1st ML stint of the season...Did not appear in a game and was optioned back to Pawtucket on 6/15.

🔸 Recalled for the 2nd time on 8/3 and made his Red Sox debut on 8/6 at HOU...Struck out 2 of the 3 batters he faced in a perfect 9th inning to finish the Sox' 15-10 victory.

2012: Made 1 major league appearance for LAD in return from 2011 Tommy John surgery.

🔸 Began the year on the 60-day DL recovering from Tommy John surgery and was reinstated on 8/21...Made only ML appearance of the year on 8/22 vs. SF, allowing 2 runs in 0.2 innings of relief.

🔸 Combined to go 1-0 with a 2.08 ERA (3 ER/13.0 IP) and 12 strikeouts with just 8 hits allowed over 6 minor league outings (3 starts), including 4 appearances (3 starts) on rehab.

🔸 Began a rehab assignment on 7/29 with 2 games (1 start) for High-A Rancho Cucamonga...Rehab was transferred to the Arizona League on 8/13, where he threw 3.0 scoreless innings of 1-hit ball in his only start...Returned to the Quakes to complete rehab assignment with a 8/18 start.

🔸 Optioned to Chattanooga for his final 2 outings of the season, both in relief, on 8/27 and 8/31.

2011: Called up from Double-A in May to make his major league debut...Underwent season-ending Tommy John surgery in August.

🔸 Made 13 appearances (10 starts) for the Dodgers before the surgery on 8/9...Posted a 3.71 ERA (25 ER/60.2 IP) and held hitters to a .244 AVG (54-for-221) for LAD...Fanned 60 batters over 60.2 IP for 8.9 SO per 9.0 IP.

🔸 Selected from Double-A Chattanooga on 5/24...Made his major league debut that night at HOU, fanning 2 in a perfect 8th inning to hold a 1-run lead...Picked up 1st career win on 5/27 vs. FLA in a 2.0-inning relief outing.

🔸 Had a 1.80 ERA (1 ER/5.0 IP) and allowed just 3 hits (17 AB, .176 AVG) in 3 relief outings before joining the starting rotation...Won 1st big league start opposite Roy Oswalt on 6/7 at PHI, allowing 1 run on 4 hits in 5.0 IP.

Rubby De La Rosa, Continued

- Was 3-5 with a 3.88 ERA (24 ER/55.2 IP) as a starter...Held opponents to 3 runs or less in 8 of his 10 starts.
- Compiled a 2.57 ERA (10 ER/35.0 IP) with 33 SO despite a 1-3 record over his final 6 starts...Tied for the 10th-best ERA among NL qualifiers in that stretch...Held the Padres scoreless with just 1 hit allowed and a season-high 8 SO over 6.0 innings on 7/9.
- Opened season with 8 starts for Chattanooga...At time of his promotion, ranked 2nd among Southern League leaders in opponent AVG (.199), tied for 3rd in strikeouts (52), and 9th with a 2.93 ERA (13 ER/40.0 IP).
- Entered the season rated as the Dodgers' No. 3 prospect by *Baseball America*.
- 2010: Named the Dodgers' Branch Rickey Minor League Pitcher of the Year pitching for Single-A Great Lakes and Double-A Chattanooga.**
- Combined to go 7-2 with 6 saves and a 2.37 ERA (29 ER/110.1 IP) in 13 starts and 9 relief outings...Between the 2 clubs, posted a .219 opponent AVG (87-for-397).
- Opened the season with Great Lakes and made 9 of his first 10 appearances in relief, totaling a 1-0 record with 6 saves and a 3.81 ERA (12 ER/28.1 IP) out of the bullpen.
- Went 3-0 with a 1.67 ERA (5 ER/27.0 IP) in 4 starts after the All-Star break to earn a 7/23 promotion to Chattanooga...Led the Southern League with a 1.41 ERA (8 ER/51.0 IP) in 8 starts for the Lookouts after the transfer. Did not allow an earned run in his 1st 3 starts with Chattanooga (18.0 IP).
- Won the August Dodger Pride Award for the Lookouts, going 3-0 with a 1.50 ERA (7 ER/42.0 IP) over 6 starts.
- Following the season, was rated by *Baseball America* as the No. 15 prospect in the Midwest League.
- 2009: Pitched for the Rookie-level Arizona League Dodgers.**
- Posted a 3.86 ERA (5 ER/11.2 IP) and limited opposing batters to a .163 clip (7-for-43) in his 3 relief outings.
- 2008: Notched a 1.71 ERA (9 ER/47.1 IP) in a team-high 12 starts for the Dominican Summer League Dodgers.**
- Ranked 2nd on the club in ERA and finished 3rd with 51 SO.
- Limited opponents to a .197 AVG (34-for-173) and did not allow a home run.
- 2007: Made pro debut with the DSL Dodgers on 7/4 after signing 2 days prior.**
- Had 7 BB and no SO in first 3 outings (2.0 IP) compared to 6 SO and 3 BB in last 3 appearances (4.0 IP).

Personal

- 1st name is pronounced "Roo-Bee" ...Married to Karina...The couple has a son, Ethan Rubby.
- Attended El Bonito High School in Santo Domingo, DR...Did not play organized baseball growing up, but played a Dominican version of cricket called La Plaquita.
- His grandmother worked as a nanny for Red Sox great Pedro Martinez and his brother, Ramon, who also pitched for BOS...Credits Pedro with teaching him how to throw a change-up.





Rubby De La Rosa, Continued

IN THE COMMUNITY

Rubby attended the Jimmy Fund's New Stars for Young Stars event in January of 2014...He also visited the Jimmy Fund and Children's Hospital Boston during the Red Sox Rookie Program in January 2013.

Rubby De La Rosa's Career Record

YEAR	CLUB	W-L	ERA	G	GS	CG	SHO	SV	IP	H	R	ER	HR	HB	BB	SO	WP	BK
2007	DSL Dodgers	0-0	13.50	6	1	0	0	0	6.0	11	10	9	0	1	10	6	0	1
2008	DSL Dodgers	1-4	1.71	12	12	0	0	0	47.1	34	18	9	0	7	21	51	0	0
2009	AZL Dodgers	0-1	6.06	5	2	0	0	0	16.1	17	12	11	0	2	11	22	5	1
2010	Great Lakes	4-1	3.19	14	5	0	0	6	59.1	49	23	21	3	5	17	55	7	0
	Chattanooga	3-1	1.41	8	8	0	0	0	51.0	38	12	8	1	1	21	39	2	1
2011	Chattanooga	2-2	2.93	8	8	0	0	0	40.0	30	19	13	1	2	19	52	1	0
	LOS ANGELES (NL)	4-5	3.71	13	10	0	0	0	60.2	54	26	25	6	0	31	60	3	0
2012	Rancho Cucu.	1-0	0.00	3	2	0	0	0	9.0	4	0	0	0	0	3	9	0	0
	LOS ANGELES (NL)	0-0	27.00	1	0	0	0	0	0.2	0	2	2	0	0	2	0	0	0
	AZL Dodgers	0-0	0.00	1	1	0	0	0	3.0	1	0	0	0	0	0	3	0	0
	Chattanooga	0-0	27.00	2	0	0	0	0	1.0	3	3	3	0	0	1	0	0	0
2013	BOSTON	0-2	5.56	11	0	0	0	0	11.1	15	7	7	2	3	2	6	1	0
	Pawtucket	3-3	4.26	24	20	0	0	0	80.1	65	40	38	9	7	48	76	1	0
Major League Totals		4-7	4.21	25	10	0	0	0	72.2	69	35	34	8	3	35	66	4	0
Minor League Totals		14-12	3.22	83	59	0	0	6	313.1	252	137	112	14	25	151	313	16	3
Red Sox Totals		0-2	5.56	11	0	0	0	0	11.1	15	7	7	2	3	2	6	1	0

2007 Signed by the Los Angeles Dodgers as an international free agent on 7/2

2011 On disabled list with right elbow inflammation, 8/1 through remainder of season

2012 On disabled list recovering from Tommy John surgery, 2/23-8/20

2012 Acquired by the Boston Red Sox on 10/4 along with 1B/OF Jerry Sands to complete the 8/25 trade that sent RHP Josh Beckett, OF Carl Crawford, 1B Adrian Gonzalez, and INF Nick Punto to the Dodgers in exchange for 1B James Loney, INF Ivan De Jesus Jr., and RHP Allen Webster

Career Fielding Record

YEAR	CLUB	POS	PCT.	G	GS	PO	A	E	TC	DP
2011	LOS ANGELES (NL)	P	.889	13	10	6	10	2	18	1
2012	LOS ANGELES (NL)	P	-	1	0	0	0	0	0	0
2013	BOSTON	P	.667	11	0	1	1	1	3	0
Career Totals		P	.857	25	10	7	11	3	21	1

Career Batting Totals

	AVG.	G	AB	R	H	2B	3B	HR	RBI	SH	SF	HB	BB	SO	SB	CS	E
Major League Totals	.214	25	14	1	3	0	0	0	0	1	0	0	1	1	0	0	3

Career Single-Game Highs

INNINGS PITCHED	7.0, 2 times, last 7/4/11 for LAD vs. NYM (start) 2.1, 2 times, last 9/6/13 at NYY (relief)
LOW-HIT COMPLETE GAME	None
STRIKEOUTS	8, 7/9/11 for LAD vs. SD
HITS ALLOWED	9, 2 times, last 7/19/11 for LAD at SF
RUNS ALLOWED	5, 2 times, last 6/24/11 for LAD vs. LAA
WALKS ALLOWED	5, 6/7/11 for LAD at PHI
HOME RUNS ALLOWED	2, 3 times, last 8/8/13 at KC
WINNING STREAK	3, 5/27/11-6/12/11
EJECTIONS	None
SCORELESS INNINGS STREAK	11.0, 6/29-7/4/11

RYAN DEMPSTER 46

Full Name: Ryan Scott Dempster
Bats: Right **Throws:** Right **Height:** 6-2 **Weight:** 215
Opening Day Age: 36 (Turns 37 On May 3)
Born: May 3, 1987 In Gibsons, British Columbia
Resides: Chicago, IL
Major League Service: 15 years, 63 days
Acquired: Signed as a free agent on December 19, 2012
Signed By: Tim Hallgren (Rangers)
Contract Status: Signed through 2014



RHP

Career Highlights

- 🔥 A 16-year major league veteran, has made 351 starts and 228 relief appearances between the Marlins (1998-2002), Reds (2002-03), Cubs (2004-12), Rangers (2012), and Red Sox (2013).
- 🔥 Has twice been named an All-Star, with the Marlins in 2000 and with the Cubs in 2008.
- 🔥 Served as Opening Day starter 4 times; 2001-02 for FLA and 2001-12 for CHC.
- 🔥 Has thrown at least 200 innings while making 30 or more starts 7 times in his career, all from 2000-11...Only 8 other hurlers had as many 200-inning/30-start campaigns in that 12-year span.
- 🔥 Has made at least 28 starts in each of the last 6 seasons since returning to the starting rotation in 2008, going 73-58 (.557) with a 3.86 ERA (501 ER/1,168.2 IP) in that time...Among players with at least 1,100.0 IP in the last 6 years, his ERA ranks 16th.
- 🔥 Was the only pitcher to appear in at least 10 games in the NL in all 15 seasons from 1998-2012...Leads active pitchers with 117 wins, 1,848 strikeouts, 310 starts, and 2,146.2 innings as a National Leaguer.
- 🔥 Primarily a starter, also recorded 87 SV over 4 seasons in the bullpen for the Cubs from 2004-07, serving as the club's closer for 3 of those years (2005-07)...No other active pitcher has at least 100 career wins and 85 SV.
- 🔥 After 9 seasons with CHC, ranks among franchise pitching leaders in games (7th, 374) and SO (11th, 1,070).
- 🔥 A native of British Columbia, ranks 2nd all-time among Canadian major leaguers in wins (132), starts (351), innings (2,387.0), and SO (2,075), trailing only Hall of Famer Ferguson Jenkins in all 4 categories (284 W, 594 GS, 4,500.2 IP, 3,192 SO).
- 🔥 Has made 5 career postseason appearances between the Cubs and Red Sox...Made his World Series debut in Game 1 on 10/23/13 vs. STL...Pitched out of the bullpen in 4 of his 5 career games and as a starter in the 2008 NLDS vs. LAD.
- 2013: Went 8-9 with a 4.57 ERA (87 ER/171.1 IP) over 32 games (29 GS) in his 1st season with the Red Sox and his 1st full season in the AL...Made his first 29 appearances as a starter before coming out of the bullpen 3 times to finish the year.**
- 🔥 Finished tied for 2nd on the Sox' staff with 29 starts, and 3rd in both SO (157) and IP (171.1).
- 🔥 Struck out 8.25 batters per 9.0 innings (157 SO/171.1 IP), the 9th-best rate among AL qualifiers.
- 🔥 Fanned 10 batters on 4/15 vs. TB and 4/26 vs. HOU, his 15th and 16th career games with 10 SO or more.
- Defeated HOU's Erik Bedard on 4/26, the 1st time that 2 Canadian-born starters ever faced off at Fenway.
- 🔥 Earned the win on 5/2 at TOR, becoming the 1st Canadian-born Red Sox starter to win a game in Canada since Rheal Cormier on 8/5/95 at TOR.
- 🔥 Tossed a season-high 127 pitches on 5/18 at MIN, his most since 9/13/11 at CIN (128 pitches)...It was tied for his 5th-highest pitch total ever, and just 3 shy of his career high of 130 on 8/21/00 at SF with FLA.
- 🔥 Recorded a quality start in 6 straight games from 5/28-6/25, his longest such streak as an American Leaguer.
- 🔥 Collected his 2,000th career SO on 6/9 vs. LAA (Alberto Callaspo).
- 🔥 Went unbeaten in a career-high 9 consecutive starts from 6/25-8/13...The Red Sox scored the game-winning run in their last at-bat in 6 of his 10 starts from 7/11-9/11, including 5 of 6 games from 7/11-8/13.
- 🔥 Suspended for 5 games by MLB for hitting NYY's Alex Rodriguez with a pitch on 8/18.
- 🔥 Came out of the bullpen on 9/21 vs. TOR, his 1st relief appearance since 2007 with CHI (28 SV), a span of 189 consecutive starts...Tallied 2.2 scoreless innings over his 3 relief outings.
- 🔥 Went 1-0 in 2 starts at Rogers Centre on 5/2 and 8/13 to remain undefeated (6-0) in 11 career starts in Canada.
- POSTSEASON:** Made 1 appearance for BOS in each the ALDS, ALCS, and World Series, posting a 3.00 ERA with no record...Threw 1.0 scoreless inning to finish Game 1 of the ALDS on 10/4 vs. TB...Allowed 1 hit in a scoreless 6th inning in ALCS Game 4 on 10/16 at DET...Appeared in the World Series for the 1st time when he finished the Sox' 8-1 Game 1 win on 10/23 vs. STL.

Ryan
Dempster

Ryan Dempster, Continued

2012: Combined to go 12-8 with a 3.38 ERA (65 ER/173.0 IP) and 153 SO over 28 starts between the Cubs and Rangers... Went to TEX at the 7/31 trade deadline.

🔴 Went 10-0 with a 2.72 ERA (24 ER/79.1 IP) in 13 starts in which he received at least 4 runs of support, with his clubs winning 12 of those starts.

🔴 Began the season going 5-5 with a 2.25 ERA (26 ER/104.0 IP) in 16 starts for the Cubs...Was 5-2 with a 1.40 ERA (7 ER/45.0 IP) in his last 7 starts with Chicago from 6/5-7/25 leading up to his trade to Texas in exchange for 3B Christian Villanueva and RHP Kyle Hendricks.

🔴 At the time of the trade, ranked 2nd in the NL in ERA and opponent batting AVG (.210), and was 3rd with a 1.04 WHIP (min. 100.0 IP)...Had the 12th-lowest run support in the NL at the time of the trade (3.89 RS/9.0 IP).

🔴 Went 7-3 with a 5.09 ERA (39 ER/69.0 IP) in 12 starts for the Rangers, leading the club in wins in that time...Struck out 70 batters in 69.0 IP over 12 starts with TEX to place 6th among AL qualifiers with 9.1 SO/9.0 IP beginning 8/1.

🔴 In joining the Rangers, returned to the club that originally signed him as a 3rd-round selection in the 1995 June Draft...Went over 17 years between signing with TEX and making his 1st appearance for the big league club.

🔴 Won all 5 starts during a career-best 33.0-inning scoreless streak from 6/5-7/14, the 2nd-longest scoreless streak of the season in the majors (ATL's Kris Medlen, 34.1).

🔴 Won 5 straight starts a 2nd time from 8/20-9/12 with TEX after never before accomplishing the feat once...Was the only ML pitcher in 2012 to have 2 streaks of winning at least 5 consecutive starts.

🔴 Went 1-2 with a 7.71 ERA (16 ER/18.2 IP) his final 4 starts with TEX to raise season ERA from 2.86 to 3.38.

🔴 Was on the 15-day DL twice, both with the Cubs, from 4/18-5/3 with a right quadriceps strain and from 6/16-7/8 with a sore right lat muscle.

2011: Was the Cubs' Opening Day starter and went 10-14 with a 4.80 ERA (108 ER)...Finished tied for the ML lead in starts (34) and led Chicago in innings (202.1).

🔴 His 34 starts matched his single-season career-high for the 2nd straight year and the 3rd time in his career (also 2001 with FLA).

🔴 Led the club with 21 quality starts...Recorded 6 straight quality starts from 7/26-8/22, his longest such streak in 10 years since a career-long 7-start streak from 7/3-8/5/01 for the Marlins.

🔴 Was 9-8 with a 2.96 ERA (52 ER/158.1 IP) in 24 starts when pitching at least 6.0 innings.

🔴 Had a 9.58 ERA (33 ER/31.0 IP) in April, but posted a 3.94 ERA (75 ER/171.1 IP) the rest of the way.

2010: Went 15-12 with a 3.85 ERA (92 ER/215.1 IP) and led CHC in wins, starts (34), IP, and SO (208).

🔴 The 34 starts tied his career high for the 2nd time (also 2001 with FLA).

🔴 Went over the 200-SO mark for the 2nd time in his career (also 209 with FLA in 2000)...The 10 seasons between 200-SO campaigns are the most by any pitcher in MLB history.

🔴 Received 2 or fewer runs of support in 14 of his 34 outings, with a 2-10 record in those contests...Was 13-2 with a 3.25 ERA (47 ER/130.0 IP) when receiving more than 2 runs of support.

🔴 Went 10-5 with a 3.09 ERA (40 ER/116.2 IP) in 18 road starts...The 10 road wins tied for the NL lead.

🔴 Won a career-high 6 consecutive road starts from 8/10-9/28, including 26.2 consecutive scoreless road innings from 8/15-9/28...Did not allow a run in 3 straight starts on the road from 8/25-9/17, each of 7.0 innings.

🔴 Threw his 11th career complete game in a 2-0 loss on 6/22 at SEA.

🔴 Recorded his 1,500th career SO fanning John Jay in the 6th inning on 7/25 vs. STL.

🔴 Earned his 100th career victory with 7.0 scoreless innings in a 1-0 win on 9/11 vs. MIL.

2009: Went 11-9 with a 3.65 ERA (81 ER)...Led the Cubs with 200.0 IP, 31 starts, and 172 SO.

🔴 In his 2nd season back in the rotation, reached the 200.0-inning mark for the 5th time in his career, 1st since 2002 with FLA and CIN (209.0 IP).

🔴 Did not allow an earned run in 28.0 innings at Wrigley Field from 8/29-10/4...Totaled 24.0 scoreless innings over 3 home starts in September.

🔴 Received 2 or fewer runs of support in 15 of 31 outings, going 1-8 in those starts despite a 3.00 ERA (33 ER/99.0 IP).

🔴 Was on the 15-day DL from 7/7-27 with a right big toe fracture.

🔴 Tossed a 5-hit shutout on 9/29 vs. PIT.

2008: Set a career high with 17 victories and was named to the NL All-Star Team in his return to the starting rotation after 3 seasons as Chicago's closer from 2005-07.



Ryan Dempster, Continued

🔴 Ranked among NL leaders in wins (3rd), opponent AVG (3rd, .227), win percentage (T-3rd, .739), and ERA (4th, 2.96 ERA)...Finished 6th in the NL in Cy Young balloting.

🔴 Went 14-3 (.827) at home, the most victories at Wrigley Field for a Cub since Fergie Jenkins won 15 in 1967.

🔴 Began the season 10-0 at home, the 1st Cub to accomplish the feat since Rick Reuschel in 1977.

🔴 Became just the 2nd pitcher since saves began being tracked in 1969 to record 25 or more saves in a season and then win at least 17 the following year...John Hiller had 38 saves in 1973 before going 17-14 in 1974.

🔴 Struck out a career-high 12 batters on 5/15 vs. SD, the most by a Cubs pitcher all year.

🔴 Went 59.2-consecutive innings without allowing a home run at Wrigley Field from 6/11-9/3.

🔴 His 19 sac hits led the majors and set a franchise mark for a pitcher.

🔴 Struck out all 3 batters faced in a scoreless 9th inning at the All-Star Game, on 7/15 at Yankee Stadium...Became just the 2nd pitcher in MLB history to strike out the side in the 9th inning or later in an All-Star Game, joining MIL's Gene Conley in 1955 (12th inn.).

🔴 Signed a 4-year contract with the Cubs on 11/18.

POSTSEASON: Took the 7-2 loss in NLDS Game 1 vs. LAD, charged with 4 runs in 4.2 innings...Allowed a grand slam to James Loney and issued 7 walks in his only career postseason start.

2007: Went 28-for-31 in SVO for a 90.3% SV pct. that ranked 3rd in NL and 5th in the majors.

🔴 Was the 2nd-highest save rate in a single season for any Cub, topped only by his 94.3 rate in 2005 (33 of 35).

🔴 Also finished tied for 4th in the NL with 58 games finished.

🔴 Missed time on 15-day DL with strained right oblique, 6/23-7/19...Made 2 rehab appearances with Triple-A Iowa.

🔴 Recorded his 1,000th career SO on 9/5 vs. LAD, fanning Shea Hillenbrand in the 9th inning.

🔴 Converted a season-high 13 consecutive save opportunities from 6/11-9/2.

POSTSEASON: Pitched a perfect 8th inning in NLDS Game 2 at ARI, striking out 2 batters in an 8-4 loss...Was his 1st ML postseason appearance.

2006: Led the majors with 64 games finished in his 2nd season as Cubs closer...Notched 24 saves over 74 relief outings.

🔴 Converted his first 7 saves of the season through 5/1...A blown save on 5/13 vs. SD snapped a career-high and club-record 26 consecutive save conversions from 8/2/05-5/1/06.

🔴 Allowed 2 runs on 4/23 at STL to end a 30.1-inning scoreless streak dating to 8/16/05.

🔴 Picked up 50th career save on 7/18 vs. HOU...Appeared in his 300th career game on 8/8 at MIL.

2005: Converted 33 of 35 save opportunities in his 1st season as a closer...Led MLB and set a Cubs record with a 94.3 save percentage.

🔴 Went 4-0 with a 1.85 ERA (12 ER/58.1 IP) and .218 opponent AVG in 57 bullpen outings...Ranked among NL relief leaders in ERA (5th), saves (8th), and games finished (9th, 53).

🔴 Began the season in the rotation, going 1-3 with a 5.35 ERA (20 ER/33.2 IP) in 6 starts through 5/4.

🔴 Was the 1st Cub in franchise history with at least 20 saves and 1 start in the same season...Became the 8th Cubs player to record a 30-save season.

🔴 Converted a season-high 19 straight saves to end the season beginning on 8/2, matching the club's single-season record set by Tom Gordon in 2001 (matched by Carlos Marmol in 2012).

🔴 Worked a team season-high 21.1 scoreless innings over his final 22 games, the longest single-season scoreless streak by a Cubs reliever since Les Lancaster in 1989 (30.2).

🔴 Named MLB's Delivery Man of the Month for September, going 13-for-13 in save chances with 19 SO in 15.2 IP.

2004: Signed with the CHC in January and pitched in 23 games following 2003 Tommy John surgery.

🔴 Limited opponents to a .208 AVG (16-for-77)...Allowed just 1 of 11 inherited runners to score.

🔴 Opened the year on the 60-day DL, continuing rehabilitation from Tommy John surgery performed on 8/4/03.

🔴 Began a rehab assignment on 5/26 and combined for a 2.97 ERA (13 ER/39.1 IP) over 11 outings (9 starts) on rehab between Single-A Lansing and Triple-A Iowa.

🔴 Reinstated on 8/1 and made his Cubs debut that day, pitching 0.2 scoreless innings vs. PHI...Was his 1st ML appearance since 7/28/03.

🔴 Earned his 1st big league save on 9/15 vs. PIT, pitching 2.0 scoreless innings.

2003: Went 3-7 with a 6.54 ERA (84 ER/115.2 IP) through an injury-plagued final season with the Reds...Underwent Tommy John surgery in August.

🔴 Underwent surgery to remove a bone chip behind his right elbow and repair a complete tear of the ulnar collateral ligament...The procedure was performed by Dr. Timothy Kremchek on 8/4.

🔴 The Reds bullpen blew saves in 4 of his starts.

🔴 Went on the 15-day DL on 5/23 with an inflamed nerve in his neck...Reinstated 6/7 following 2 rehab starts at

Ryan Dempster, Continued

Triple-A Louisville.

❖ Missed a scheduled start due to the injury on 5/9, the 1st time he had been scratched during his ML career. Made a relief appearance on 5/10 vs. MIL snapping a string of 133 consecutive starts beginning on 8/1/98.

❖ Placed on the 15-day DL on 7/31 (retro to 7/29) with inflammation in his right elbow and missed the duration of the season...Transferred to the 60-day DL on 8/7.

2002: Combined to go 10-13 with a 5.38 ERA (125 ER/209.0 IP) in 33 starts between the Marlins and Reds.

❖ Surpassed the 200.0-inning mark for the 3rd straight season.

❖ Began the season with Florida, going 5-8 with a 4.79 ERA (64 ER/120.1 IP) in 18 starts.

❖ Traded to CIN in exchange for OF Juan Encarnacion, INF/OF Wilton Guerrero, and LHP Ryan Snare on 7/11... Finished the year with 15 starts for the Reds, going 5-5 with a 6.19 ERA (61 ER/88.2 IP).

❖ Finished tied for 5th in the NL with 4 CG's: 4/19 at ATL (L), 5/12 vs. LAD, 6/28 at TB (L), and 9/25 at CHI.

❖ His 10 SO on 9/14 vs. CHI were the most by a Reds pitcher all season.

2001: Won 15 games for 1st time in his career, leading the team.

❖ Had 10 wins at the All-Star break, becoming the 2nd Marlins pitcher to accomplish the feat.

❖ Named NL Pitcher of the Week for 7/2-8 after allowing 1 unearned run and 8 hits over 2 starts.

❖ His 16 sacrifice hits set a club record for FLA pitchers, including a team-record 3 sacs on 7/19 at NYM.

2000: Selected as an NL All-Star in his 1st full big league season.

❖ Pitched to a 14-10 record with a 3.66 ERA (92 ER/226.1 IP) in 33 starts...Won 9 games before the All-Star break.

❖ Ranked 4th in the NL and set a club record with 209 SO...Finished 8th in the NL in innings, tied for 9th in starts, and was 11th in opponent AVG (.241).

❖ Threw the 4th one-hitter in Marlins history in a 3-0 victory on 5/7 vs. NYM, his 1st career CG...Allowed only a 6th-inning double to Mike Piazza.

❖ Went to the All-Star Game in Atlanta but did not pitch.

❖ Received the 2000 James "Tip" O'Neill Award, presented annually by the Canadian Baseball Hall of Fame and Museum to the Canadian baseball player judged to have excelled in individual achievement and team contribution while adhering to the highest ideals of baseball.

1999: Split the year between Triple-A Calgary and the Marlins.

❖ Opened the year with 5 starts for Calgary.

❖ Recalled by FLA on 5/7 and spent the rest of the year in the big leagues, making 25 starts.

❖ Led the Marlins with 126 SO.

❖ Threw 7.0 shutout innings in a 2-1 win on 9/7 vs. LAD against fellow Canadian Eric Gagne...It marked the 1st NL game featuring a pair of Canadian-born starting pitchers since 7/28/73 (CHI's Fergie Jenkins and STL's Reggie Cleveland).

1998: Saw 1st big league action, appearing in 14 games for the Marlins, including 11 starts.

❖ Jumped to the majors from Double-A Portland on 5/20...Began the season with 7 starts for the Sea Dogs, his 1st Double-A experience.

❖ Made his ML debut, 5/23 vs. PIT...Retired his 1st 3 batters faced, and recorded his 1st career SO (Kevin Polcovich).

❖ Made his 1st big league start on 6/1 at Wrigley Field.

❖ Earned his 1st ML victory on 6/28 vs. BOS, holding the Red Sox to 1 run in 7.0 innings.

❖ Was optioned to Triple-A Charlotte on 8/12 and made 5 starts there to end the season.

1997: Led High-A Brevard County with 10 wins, 165.1 innings, and 131 strikeouts in 26 starts.

1996: Posted a 3.22 ERA (61 ER/170.2 IP) in Single-A between the TEX and FLA organizations.

❖ Spent most of the year with the Rangers' Charleston affiliate.

❖ Traded to the Marlins with a player to be named later (RHP Rick Helling) for RHP John Burkett on 8/8.

❖ Finished the year with a 2.73 ERA (8 ER/26.1 IP) in 4 starts with Kane County.

1995: Went 4-1 with a 2.48 ERA (11 ER/40.0 IP) between the Gulf Coast League Rangers and Short-A Hudson Valley during his 1st professional season.

Personal

❖ Has 3 children: Brady, Riley, and Finley.

❖ Graduated from Elphinstone Secondary School in Gibsons, British Columbia, in 1995, where he played baseball, basketball, and soccer.

❖ Was named one of the 99 "Good Guys" in professional sports by *The Sporting News* in 2001.

Ryan Dempster, Continued

Ryan Dempster's Career Record

YEAR	CLUB	W-L	ERA	G	GS	CG	SHO	SV	IP	H	R	ER	HR	HB	BB	SO	WP	BK
1995	Hudson Valley	1-0	3.18	1	1	0	0	0	5.2	7	2	2	0	0	1	6	0	0
	GCL Rangers	3-1	2.36	8	6	1	0	0	34.1	34	21	9	1	2	17	37	2	1
1996	Charleston	7-11	3.30	23	23	2	0	0	144.1	120	71	53	13	6	58	141	17	5
	Kane County	2-1	2.73	4	4	1	1	0	26.1	18	10	8	0	1	18	16	2	0
1997	Brev. County	10-9	4.90	28	26	2	1	0	165.1	190	100	90	19	13	46	131	8	1
1998	Portland	4-3	3.22	7	7	0	0	0	44.2	34	20	16	8	3	15	33	1	0
	Charlotte	3-1	3.27	5	5	1	0	0	33.0	33	14	12	4	1	12	24	2	0
	FLORIDA	1-5	7.08	14	11	0	0	0	54.2	72	47	43	6	9	38	35	5	0
1999	Calgary	1-1	4.99	5	5	0	0	0	30.2	30	17	17	6	0	10	29	4	0
	FLORIDA	7-8	4.71	25	25	0	0	0	147.0	146	77	77	21	6	93	126	8	0
2000	FLORIDA	14-10	3.66	33	33	2	1	0	226.1	210	102	92	30	5	97	209	4	0
2001	FLORIDA	15-12	4.94	34	34	2	1	0	211.1	218	123	116	21	10	112	171	5	0
2002	FLORIDA	5-8	4.79	18	18	3	0	0	120.1	126	66	64	12	7	55	87	0	0
	CINCINNATI	5-5	6.19	15	15	1	0	0	88.2	102	61	61	16	3	38	66	2	0
2003	Louisville	1-1	3.29	2	2	1	0	0	13.2	13	5	5	1	0	3	9	1	0
	CINCINNATI	3-7	6.54	22	20	0	0	0	115.2	134	89	84	14	5	70	84	3	0
2004	Lansing	0-0	1.96	5	5	0	0	0	18.1	20	5	4	0	1	2	21	1	0
	CHICAGO (NL)	1-1	3.92	23	0	0	0	2	20.2	16	9	9	1	2	13	18	1	0
	Iowa	1-1	3.86	6	4	0	0	0	21.0	19	9	9	1	2	10	20	2	0
2005	CHICAGO (NL)	5-3	3.13	63	6	0	0	33	92.0	83	35	32	4	4	49	89	4	0
2006	CHICAGO (NL)	1-9	4.80	74	0	0	0	24	75.0	77	47	40	5	3	36	67	6	0
2007	Iowa	0-0	0.00	2	1	0	0	0	2.0	1	0	0	0	0	1	4	0	0
	CHICAGO (NL)	2-7	4.73	66	0	0	0	28	66.2	59	36	35	8	1	30	55	2	1
2008	CHICAGO (NL)	17-6	2.96	33	33	1	0	0	206.2	174	75	68	14	7	76	187	5	0
2009	CHICAGO (NL)	11-9	3.65	31	31	1	1	0	200.0	196	94	81	22	6	65	172	11	0
2010	CHICAGO (NL)	15-12	3.85	34	34	1	0	0	215.1	198	110	92	25	10	86	208	6	0
2011	CHICAGO (NL)	10-14	4.80	34	34	0	0	0	202.1	211	111	108	23	5	82	191	7	0
2012	CHICAGO (NL)	5-5	2.25	16	16	0	0	0	104.0	81	28	26	9	1	27	83	0	1
	TEXAS	7-3	5.09	12	12	0	0	0	69.0	74	43	39	10	1	25	70	2	0
2013	BOSTON	8-9	4.57	32	29	0	0	0	171.1	170	97	87	26	6	79	157	9	1
Major League Totals		132-133	4.35	579	351	11	3	87	2387.0	2347	1250	1154	267	91	1071	2075	80	3
Minor League Totals		33-29	3.75	96	89	8	2	0	539.1	519	274	225	53	29	193	471	40	7
Red Sox Totals		8-9	4.57	32	29	0	0	0	171.1	170	97	87	26	6	79	157	9	1

1995	Signed by the Texas Rangers as a third-round selection in the June Draft
1996	Acquired by the Florida Marlins with a player to be named later (RHP Rick Helling) in exchange for RHP John Burkett on 8/8
2002	Acquired by the Cincinnati Reds in exchange for OF Juan Encarnacion, INF Wilton Guerrero, and LHP Ryan Snare on 7/11
2003	On disabled list with an inflamed nerve in neck, 5/23-6/6
2003	On disabled list with inflammation in right elbow, 7/29-through remainder of season
2004	Signed by the Chicago Cubs as a free agent on 1/22
2004	On disabled list recovering from Tommy John Surgery, 4/5-7/31
2007	On disabled list with a strained right oblique, 6/23-7/19
2009	On disabled list with a right big toe fracture, 7/3-27
2012	On disabled list with a right quadriceps strain, 4/18-5/2
2012	On disabled list with a sore right lat muscle, 6/16-7/7
2012	Acquired by the Texas Rangers in exchange for 3B Christian Villanueva and RHP Kyle Hendricks on 7/31
2012	Signed by the Boston Red Sox as a free agent on 12/19

Division Series Record

YEAR	CLUB	W-L	ERA	G	GS	CG	SHO	SV	IP	H	R	ER	HR	HB	BB	SO	WP	BK
2007	CHC vs. ARI	0-0	0.00	1	0	0	0	0	1.0	0	0	0	0	0	0	2	0	0
2008	CHC vs. LAD	0-1	7.71	1	1	0	0	0	4.2	4	4	4	1	0	7	2	0	0
2013	BOS vs. TB	0-0	0.00	1	0	0	0	0	1.0	1	0	0	0	0	0	2	0	0
Division Series Totals		0-1	5.40	3	1	0	0	0	6.2	5	4	4	1	0	7	6	0	0

League Championship Series Record

YEAR	CLUB	W-L	ERA	G	GS	CG	SHO	SV	IP	H	R	ER	HR	HB	BB	SO	WP	BK
2013	BOS vs. DET	0-0	0.00	1	0	0	0	0	1.0	1	0	0	0	0	0	0	0	0

World Series Record

YEAR	CLUB	W-L	ERA	G	GS	CG	SHO	SV	IP	H	R	ER	HR	HB	BB	SO	WP	BK
2013	BOS vs. STL	0-0	9.00	1	0	0	0	0	1.0	2	1	1	1	0	0	1	0	0

All-Star Game Record

YEAR	CLUB	W-L	ERA	G	GS	CG	SHO	SV	IP	H	R	ER	HR	HB	BB	SO	WP	BK
2000	NL at ATL																	
2008	NL at NYY	0-0	0.00	1	0	0	0	0	1.0	0	0	0	0	0	0	3	0	0
All-Star Game Totals		0-0	0.00	1	0	0	0	0	1.0	0	0	0	0	0	0	3	0	0

Ryan
Dempster

Ryan Dempster, Continued

IN THE COMMUNITY

In his 1st season in Boston, Ryan attended events benefiting the Red Sox Foundation, including Casino Night, the Welcome Home Party, and Picnic in the Park...Also participated in the Children's Hospital of Southwest Florida Golf Classic and visited with victims of the Boston Marathon bombings in the hospital...In 2009, he created the Dempster Family Foundation, which is dedicated to raising awareness of DiGeorge Syndrome, a birth defect due to the deletion of part of chromosome 22...The foundation reaches out to children that have this syndrome, and to the charities that support them, and provides financial assistance to charities that aid and comfort critically ill children...Through the foundation, he has also supported youth baseball programs, military families, and animal shelters in the Chicago-land area...In 2006, 2008, and 2011, Ryan was the Cubs nominee for the Roberto Clemente award, which honors a player who combines outstanding skills on the field with devoted work in the community...Over his final seven seasons (2006-12) with the Cubs, donated tickets to social service agencies that assist low-income children through his "Dempster's Dugout" ticket program.

Career Fielding Record

YEAR	CLUB	POS	PCT.	G	GS	PO	A	E	TC	DP
1998	FLORIDA	P	1.000	14	11	2	12	0	14	2
1999	FLORIDA	P	.962	25	25	10	15	1	26	4
2000	FLORIDA	P	.909	33	33	11	29	4	44	2
2001	FLORIDA	P	.945	34	34	16	36	3	55	7
2002	FLORIDA	P	1.000	18	18	13	17	0	30	1
	CINCINNATI	P	1.000	15	15	6	9	0	15	3
2003	CINCINNATI	P	.857	22	20	4	14	3	21	2
2004	CHICAGO (NL)	P	1.000	23	0	4	2	0	6	0
2005	CHICAGO (NL)	P	1.000	63	6	3	17	0	20	1
2006	CHICAGO (NL)	P	.917	74	0	3	8	1	12	0
2007	CHICAGO (NL)	P	1.000	66	0	4	7	0	11	1
2008	CHICAGO (NL)	P	.981	33	33	18	34	1	53	2
2009	CHICAGO (NL)	P	.943	31	31	17	33	3	53	5
2010	CHICAGO (NL)	P	.979	34	34	23	23	1	47	2
2011	CHICAGO (NL)	P	.942	34	34	13	36	3	52	3
2012	CHICAGO (NL)	P	.955	16	16	5	16	1	22	0
	TEXAS	P	1.000	12	12	5	10	0	15	0
2013	BOSTON	P	.912	32	29	12	19	3	34	2
	Career Totals	P	.955	579	351	169	337	24	530	37

Career Batting Totals

	AVG.	G	AB	R	H	2B	3B	HR	RBI	SH	SF	HB	BB	SO	SB	CS	E
Major League Totals	.099	586	588	23	58	9	2	0	17	85	0	0	13	221	0	0	24

Career Single-Game Highs

INNINGS PITCHED	9.0, 9 times, last 9/29/09 for CHI vs. PIT (start) 4.0, 7/27/98 for FLA at HOU (relief)
LOW-HIT COMPLETE GAME	1, 5/7/00 for FLA vs. NYM
STRIKEOUTS	12, 5/15/08 for CHI vs. SD
HITS ALLOWED	11, 5 times, last 5/22/03 for CIN vs. ATL
RUNS ALLOWED	10, 2 times, last 8/4/02 for CIN at SD
WALKS ALLOWED	7, 2 times, last 8/20/99 for FLA vs. HOU
HOME RUNS ALLOWED	3, 12 times, last 5/12/13 vs. TOR
WINNING STREAK	5, 2 times, last 8/20/12-9/12/12
EJECTIONS (1)	6/18/02 for FLA vs. CLE (HP, J. Layne)
SCORELESS INNINGS STREAK	33.0, 6/5/12-7/14/12

FELIX DOUBRONT 22

Full Name: Felix Antonio Doubront
Bats: Left **Throws:** Left **Height:** 6-2 **Weight:** 225
Opening Day Age: 26
Born: October 23, 1987 in Carabobo, VZ
Resides: Carabobo, VZ
Major League Service: 2 years, 120 days
Acquired: Signed as an international free agent on July 12, 2004
Signed By: Miguel Garcia (Red Sox)
Contract Status: Signed through 2014



LHP

Career Highlights

- 🔴 Has appeared in the major leagues with BOS in each of the last 4 seasons...Was the club's youngest pitcher to appear in a game in each of the 2010, 2011, and 2012 seasons.
- 🔴 Has won a career-high 11 games in each of the last 2 seasons, and his total of 22 victories in that span are 3rd-most for the Red Sox behind Jon Lester (24), and Clay Buchholz (23)...In that time frame, ranks 2nd to Lester in innings (323.1), starts (56), SO (306), and quality starts (31).
- 🔴 Has the most wins ever for a Venezuelan-born Red Sox pitcher with 24 (Rich Garces is 2nd with 23).
- 🔴 Appeared in the postseason for the 1st time in his ML career in 2013...Made 4 appearances, all in relief, between the ALCS and World Series...Earned the win in Game 4 of the World Series on 10/27 at STL.
- 🔴 In 59 career ML starts has posted a 4.36 ERA (161 ER/332. IP) and 7.76 ERA (23 ER/26.2 IP) in 22 relief appearances.
- 🔴 Averaging 8.41 SO/9.0 IP for his ML career (335 SO/358.2 IP), which includes an 8.40 strikeout rate as a starter (310 SO/358.2 IP).
- 🔴 Made ML debut and was named Red Sox Minor League Pitcher of the Year in 2010.
- 2013: Went 11-6 with a 4.32 ERA (78 ER/162.1 IP) in 29 appearances (27 Starts) in 2013, his 2nd double-digit win campaign in as many seasons as a full-time starter.**
- 🔴 Set career highs in IP and quality starts (16), and matched his career highs in wins and appearances (also 2012).
- 🔴 Among AL left-handers, ranked 5th opponent SLG (.391), 7th in opponent OPS (.729), and 2nd in HR/9.0 IP ratio (0.72).
- 🔴 Limited opponents to only 50 extra-base hits (33 2B, 4 3B, 13 HR)...Held an opponent without an XBH 6 times in 2013, tied for the 3rd-most such starts by an AL lefty...Did not allow a HR in a career-high 6 starts from 7/10-8/10.
- 🔴 Averaged 7.71 SO/9.0 IP (139 SO/162.1 IP), the 10th-highest rate among ML left-handers.
- 🔴 Posted a 3.87 ERA (67 ER/155.2 IP) in his 27 starts and a 14.85 ERA (11 ER/6.2 IP) in 2 relief outings.
- 🔴 Had a 3.84 ERA (39 ER/91.1 IP) in 15 games (14 GS) at home, compared to 4.94 (39 ER/71.0 IP) on the road...Allowed 3 ER or fewer in his first 10 starts at Fenway, tied for the longest season-opening streak by a Red Sox LHP at home since Harry Harper's 11 in 1920.
- 🔴 Gave up 1 run in 15.0 innings (0.60 ERA) of Interleague play, with both starts coming against the NL West (ARI/SF).
- 🔴 Surpassed 200.0 IP pitched and 200 SO in his 53rd career appearance on 4/5 at TOR...Averaged 9.03 SO/9.0 IP over his 1st 53 appearances, the highest rate among Sox pitchers since 1916 with at least 200.0 IP pitched and 53 games...Since at least 1916, Jon Lester is the only Red Sox lefty to amass more SO in his 1st 53 games (224 SO).
- 🔴 Made his 1st relief outing since 2010 on 5/8 vs. MIN...It was his longest career appearance out of the bullpen...His 105 pitches were the 2nd-most in a game for a Sox reliever since 1916 (Vaughn Eshelman, 106 on 7/25/96 at MIN).
- 🔴 Had 4 quality starts in a row from 5/21-6/8(G1) (3.00 ERA), matching his career-long streak from 9/13-29/12.
- 🔴 Took the loss on 7/24 vs. TB, snapping a career-high 7-start undefeated streak beginning 6/8 vs. LAA (Gm 1)...It also ended a career-high 6-game streak allowing 2 ER or fewer.
- 🔴 Went at least 7.0 innings without allowing a run or a walk on both 8/4 vs. ARI (7.0 IP) and on 6/18 (Gm 2) vs. TB (8.0 IP)...Marked the 1st time doing so in his career.
- 🔴 Entered September with a 3.74 ERA (61 ER/146.2 IP), but allowed 17 runs over his final 15.2 innings (9.77 ERA) during the month to finish the year with a 4.32 mark.
- 🔴 Became the 1st Red Sox pitcher to post quality starts in each of his first 6 outings against NYY (4/21/12-7/19/13) since Dutch Leonard did so in his first 9 games between the 1913-15 seasons.

Felix
Doubront

Felix Doubront, Continued

POSTSEASON: Appeared in 4 games for BOS between the ALCS and World Series...Was on the roster for the ALDS vs. TB, but did not appear...Made his postseason debut in relief in Game 2 of the ALCS on 10/13 vs. DET, throwing 1.1 scoreless innings...Threw a scoreless inning in Game 4 on 10/16 at DET...Made his World Series debut in Game 3 on 10/26 at STL and threw 2.0 scoreless innings...Earned the win in Game 4 on 10/27 after throwing 2.2 innings and allowing 1 run on 1 hit with no walks and 3 strikeouts.

2012: Led the Red Sox with 167 SO and tied for the team lead with 11 wins in his 1st full season in the majors.

⚡ Averaged 9.34 SO/9.0 innings (167 SO/161.0 IP), 4th best among major leaguers with at least 160.0 IP...Since 1976, the only other AL lefty 24 years old or younger with a rate as high in a season with at least 160.0 IP was TB's Scott Kazmir in 2007 (10.41)...Was the best-ever strikeout rate by a Red Sox pitcher under 25 years old in a season (min. 140.0 IP)...Was the 3rd-best single-season SO-rate by a Red Sox LHP (min. 160.0 IP) behind Jon Lester's 2009 (9.96) and 2010 (9.74) .

⚡ His 167 SO were the most by a Red Sox hurler in his age 24 season or younger since Roger Clemens fanned 256 batters in 1987...The last left-handed Red Sox 24 or younger to strike out that many in a season was Babe Ruth in 1916 (170 SO).

⚡ Led the Red Sox and tied for 9th in the AL with at least 6 SO in 17 starts of his 29 starts...Became the 3rd BOS lefty (4th time) since 1916 to record at least 17 games with 6 or more SO in a season, along with Bruce Hurst (18 in 1987) and Jon Lester (22 in 2009, 21 in 2010).

⚡ Was 1st Red Sox to reach double-digits in wins, tallying 10th victory on 7/18...Joined Jon Lester (16-6 in 2008) as the only Sox to collect at least 10 wins in their age 24 or younger season since Roger Clemens went 20-9 in 1987.

⚡ Was the youngest player on BOS' Opening Day roster and the youngest pitcher to appear for the club all year.

⚡ Received 6.76 runs of support per 9.0 innings (121 RS/161.0 IP), 2nd highest in the majors (min. 150.0 IP).

⚡ Went 2-0 with a 3.40 ERA (15 ER/39.2 IP) in 7 day games...Went 5-1 in 8 starts against the AL Central.

⚡ Led MLB with 4 quality starts against NYY...Was the 1st BOS left-hander to record 4 quality starts vs. NYY in a season since Bill Lee in 1974 (4), and became the 1st major leaguer to collect a quality start in each of his 1st 4 career starts against NYY, all in a single season, since Joe Sparr in 1965 (first 5).

⚡ Was 4-2 with a 3.71 ERA (14 ER/34.0 IP) in 6 starts in May, his most wins and best ERA in any month of the year...Allowed 1 run or none in 3 of his 5 July starts, tied for the 2nd-most such starts in the AL in the month.

⚡ Held opponents to 5 runs or less in each of his 1st 14 ML starts from 6/18/10-6/2/12, the longest such streak by a Red Sox pitcher since Vaughn Eshelman also had a 14-gamer from 5/2-9/24/95.

⚡ On 5/1 vs. OAK (8 SO in 4.0 IP), became 1st Red Sox with 8 SO in an outing of 4.0 innings or less since Tim Wakefield on 6/1/03 at TOR (8 SO in 4.0 IP)...Struck out 6 batters in 3.0 IP on 9/1 at OAK.

⚡ Led the club with 2 double-digit SO games, doing so in his final 2 outings of the season, both against the Orioles, on 9/23 vs. BAL (11) and 9/29 at BAL (10)...Was the 1st BOS hurler 24 years old or younger to tally 2 or more double-digit SP games in a season since Aaron Sele in 1993 (3).

⚡ Was just the 5th Red Sox since at least 1918 to record double-digit SO in back-to-back games against the same club without any other outings in between, joining Pedro Martinez (3, NYY in 2001), Roger Clemens (OAK in 1986), Bruce Hurst (CWS in 1986), and Dave Morehead (CAL in 1965).

⚡ Recorded a career-high 11 SO on 9/23 vs. BAL...At 24 years and 336 days old, was the youngest BOS left-hander to reach 11 SO in a game since a 22-year-old Ken Brett on 9/19/70 vs. WSH (11 SO).

2011: Made 11 big league appearances for BOS, all in relief during April (3) and Sept. (8).

⚡ Started season on BOS' 15-day disabled list due to rehab from left forearm inflammation and was activated on 4/8...Made 3 appearances out of the bullpen, including 2 scoreless outings, before being optioned to Triple-A Pawtucket on 4/17.

⚡ Recalled on 9/1 and made 8 relief appearances with BOS to end the season...Did not allow a run in 5 of his 8 games.

⚡ Recorded 3rd career save with a perfect 14th inning in Game 2 of a doubleheader on 9/25 at NYY.

⚡ Held righties to a .238 AVG (5-for-21) and .286 SLG while with BOS...Picked off a pair of base runners.





Felix Doubront, Continued

🔴 Spent most of season with Pawtucket, going 2-5 with a 4.22 ERA (33 ER/70.1 IP) and 61 SO in 18 games (16 GS)... Was the team's youngest regular pitcher and 2nd youngest overall after Dennis Neuman (5 G).

🔴 Limited Triple-A opponents to a .241 AVG (65-for-270), including a .212 mark (40-for-189) against righties.

🔴 Went 1-0 in 3.1 scoreless IP over his last 2 appearances with Pawtucket from 8/25-29, his only relief outings in the minors in 2011.

🔴 Earned the win in his only start at Double-A Portland on 7/11 at New Hampshire and recorded a season-high 9 SO in 5.0 IP...Also made a rehab start for Lowell on 8/6, throwing 2.0 perfect innings with 4 SO.

🔴 Following the season, ranked as the No. 2 left-handed pitcher in Boston's farm system by *Baseball America*.

2010: Named Red Sox Minor League Pitcher of the Year and also appeared in 12 games (3 starts) over 3 stints with BOS, his 1st ML action.

🔴 With the Sox, was 1-2 with a 4.11 ERA (7 ER/15.1 IP) in 3 starts and 1-0 with a 4.66 ERA (5 ER/9.2 IP) in 9 relief outings...Recorded at least 1 SO in each of his 12 ML games.

🔴 Recalled by the Red Sox on 6/18 and made his ML debut that night with a start vs. the Dodgers...Earned the win in the Sox 10-6 victory (5.0 IP, 3 ER)...Became the 1st Sox pitcher to win his ML debut since Michael Bowden (2008) and 1st LHP to accomplish the feat since Vaughn Eshelman on 5/2/95 at Yankee Stadium.

🔴 Became the 5th LHP to win his ML debut as a Red Sox starter at Fenway, joining Babe Ruth (1914), Mickey Harris (1940), Steve Barr (1974), and Kevin Morton (1991)...At 22 years, 238 days old, was the 2nd-youngest lefty since 1952 to start and win his big league debut with BOS, with only Billy Rohr doing it at a younger age (21 years, 287 days) on 4/14/67 at NYY.

🔴 Optioned to Pawtucket on 6/19...Made 2 starts in his 2nd stint with the Sox, 7/5-16...Recalled 8/6 and worked remainder of the season out of the bullpen.

🔴 Fanned 2 in a perfect 8th inning in his 1st ML relief appearance on 8/7 at NYY.

🔴 Tossed 5.2 shutout innings over 5 relief appearances from 8/14-28 (4 hits, 2 BB, 7 SO)...Recorded the final 2 outs on 8/14 at TEX to record his 1st ML save.

🔴 Earned 2nd save with 2.0 scoreless innings on 8/22 vs. TOR.

🔴 Made last appearance of the season in 8/31 loss at BAL (2 HR allowed)...Did not pitch again due to a strained upper left pectoral muscle.

🔴 Combined to go 8-3 with a 2.81 ERA (25 ER/80.0 IP) and 72 SO in 17 games (16 starts) between Double-A Portland and Pawtucket...Held opponents to 2 ER or less in 12 of 16 minor league starts and no more than 3 ER in 15 of those outings.

🔴 Was Portland's Opening Day starter and went 4-0 with a 2.51 ERA (12 ER/43.0 IP) in 8 starts before a 5/20 promotion to Triple-A...Was 4-3 with a 3.16 ERA (13 ER/37.0 IP) in 9 games (8 starts) with the PawSox.

🔴 Made 1st pro relief appearance in last outing with Pawtucket on 8/3 vs. Durham (2.0 IP, H, 2 SO).

🔴 Following the season, ranked by *Baseball America* as the No. 8 prospect in the Red Sox system, No. 4 pitcher and No. 2 left-hander.

2009: Named Sea Dogs Pitcher of the Year in 1st season at Double-A level...Ranked 2nd among Eastern League qualifiers and 7th in Red Sox system with a 3.35 ERA (45 ER/121.0 IP).

🔴 Finished 8th in the Eastern League with a team-high 101 SO and ranked 4th among starters with 7.51 SO/9.0 IP ratio...Recorded at least 5 SO on 9 occasions.

🔴 Ranked 5th in the EL with a .255 opponent AVG (119-for-466)...Held left-handers to a .255 clip (38-for-149) and righties to a .256 AVG (38-for-149)...Opponents hit .197 (26-for-132) against him with RISP.

🔴 Led the Sea Dogs in IP (121.0) and starts (26).

🔴 Tied for 2nd in the EL with 24 SO while posting a 4.34 ERA (9 ER/18.2 IP) in April...Compiled a 3.16 ERA (36 ER/102.1 IP) the rest of the way, including a 3.46 ERA (10 ER/26.0 IP) during the month of July (15th in the EL), 2.90 (10 ER/31.0 IP) in August (11th in the EL), and 3.00 (2 ER/6.0 IP) in September.

🔴 Allowed more than 3 runs on just 2 occasions all year, both within his 1st 13 games...Held opponents to 2 ER or less in 16 of 26 starts, including 4 of his last 5.

🔴 Placed on the DL 6/16 (retro to 6/13) with a calf strain...Activated 6/23 and started that night at Connecticut.

🔴 Recorded 1st career CG with a 7.0-inning, shutout victory at New Britain on 7/22...Fanned a career-high 10 batters, the most in a game by a Sea Dogs hurler in 2009.

🔴 After the season, ranked by *Baseball America* as the No. 18 prospect in the Red Sox farm system, and No. 2 left-handed pitcher in that group.

🔴 Posted a 1.74 ERA (2 ER/10.1 IP) in 4 games (3 starts) for Navegantes del Magallanes of the Venezuelan Winter League from 10/11-11/14.

2008: Spent majority of the year with Single-A Greenville before a late-season promotion to Single-A Lancaster...Combined to lead all Red Sox minor leaguers with 138 SO...Ranked 3rd in the Red Sox farm system with 13 wins and 129.1 IP.

Felix Doubront, Continued

🔥 Overall, went 13-9 with a 3.70 ERA (53 ER/129.1 IP)...Combined to hold leadoff hitters to a .197 AVG (25-for-127) while opponents hit just .186 (11-for-59) against him with 2 outs and RISP.

🔥 Was 1 of 4 Greenville players selected to the South Atlantic League All-Star Game in Greensboro, NC but did not appear in the exhibition.

🔥 Finished tied for 3rd among SAL leaders with 12 wins for Greenville and ranked 5th among starters with 9.21 SO/9.0 IP (118 SO/115.1 IP).

🔥 Promoted to Lancaster on 8/18, his 1st experience at the High-A level...Won his debut on 8/22 at Bakersfield (5.0 IP, 3 H, 0 R, BB, 9 SO)...His 9 SO were a season high.

🔥 Did not earn a decision in 2 postseason starts for Lancaster despite posting a 3.60 ERA (4 ER/10.0 IP).

🔥 Added to the Red Sox 40-man roster on 11/20.

2007: Split the season between Greenville and Short-A Lowell.

🔥 Landed on the disabled list with an elbow strain on 7/13...Returned 7/21 and made 2 more appearances for the Drive before transferring to Lowell on 7/31.

🔥 Was 0-1 with an 18.00 ERA (10 ER/5.0 IP) in his first 2 starts with Lowell before going 1-2 with a 3.60 ERA (12 ER/30.0 IP) over his final 6 starts.

2006: Spent 1st professional season in the United States...Combined to post a 2.92 ERA (21 ER/64.2 IP), 6th best among Red Sox minor leaguers, between stops with the Rookie-level Gulf Coast League Red Sox and Lowell.

🔥 Led the GCL with 11 starts and tied for 4th in innings (53.2).

🔥 Promoted to Lowell on 8/28 and made 2 starts before returning to pitch in the GCL playoffs, helping the Red Sox to the championship...Fanned a single-game, postseason-high 9 over 7.0 shutout innings on 8/23 vs. GCL Dodgers.

2005: Named Red Sox Minor League Latin Program Pitcher of the Year after going 7-1 with a 0.97 ERA (7 ER/64.2 IP) in 13 starts for the Venezuelan Summer League Red Sox.

🔥 Limited opponents to a .152 AVG (32-for-210)...Did not allow a HR in 64.2 innings.

🔥 Won his final 7 decisions and went 7-0 with a 0.54 ERA (3 ER/50.0 IP) in his 9 starts in that span.

Personal

🔥 Married to Kimberly...The couple has 2 sons, Jean Noah and Felix Khristian.

🔥 Participated in the Red Sox Rookie Program in 2009 and 2010.

IN THE COMMUNITY

Over the past two seasons Felix has attended events benefitting the Red Sox Foundation, such as Casino Night, the Welcome Home Party, and Picnic in the Park...Spoke to children at Red Sox Kids Camp in 2013 and visited with victims of the Boston Marathon bombings in the hospital...Was involved in the Red Sox Foundation's Dancing with the New Stars event in 2012 and met with Jimmy Fund patients during their trip to Fort Myers... Participated in the Health and Wellness workshop for children at Fenway Park and met with fans as part of the Red Sox Destinations program...Also attended the Welcome Home Party while with the Red Sox in 2011, and took part in the Red Sox on-field photo day...Participated in community outreach in conjunction with the Sox Rookie Program in 2009 and 2010, including visiting the Jimmy Fund and Children's Hospital Boston, and signing at a Red Sox Foundation autograph session in 2010...Also greeted fans at the gates during a home game in September 2010.

Felix Doubront, Continued

Felix Doubront's Career Record

YEAR	CLUB	W-L	ERA	G	GS	CG	SHO	SV	IP	H	R	ER	HR	HB	BB	SO	WP	BK
2005	VSL Red Sox	7-1	0.97	13	13	0	0	0	64.2	32	11	7	0	6	29	58	1	2
2006	Lowell	2-0	4.91	2	2	0	0	0	11.0	7	6	6	1	1	3	7	0	0
	GCL Red Sox	2-3	2.52	11	11	0	0	0	53.2	41	17	15	6	3	13	36	1	0
2007	Greenville	3-7	8.93	11	11	0	0	0	42.1	63	49	42	8	1	17	22	4	0
	Lowell	1-3	5.66	8	8	0	0	0	35.0	41	24	22	2	2	11	25	2	0
2008	Lancaster	1-1	3.86	3	3	0	0	0	14.0	15	6	6	1	0	4	20	0	0
	Greenville	12-8	3.67	23	23	0	0	0	115.1	115	53	47	9	4	24	118	5	0
2009	Portland	8-6	3.35	26	26	1	1	0	121.0	119	59	45	8	9	52	101	3	1
2010	Portland	4-0	2.51	8	8	0	0	0	43.0	39	13	12	0	2	17	38	1	2
	Pawtucket	4-3	3.16	9	8	0	0	0	37.0	36	13	13	1	4	16	34	2	1
	BOSTON	2-2	4.32	12	3	0	0	2	25.0	27	16	12	3	1	10	23	3	0
2011	Pawtucket	2-5	4.22	18	16	0	0	0	70.1	65	37	33	10	2	26	61	1	0
	BOSTON	0-0	6.10	11	0	0	0	0	10.1	12	7	7	1	0	8	6	0	0
	Portland	1-0	1.80	1	1	0	0	0	5.0	4	1	1	0	0	0	9	0	0
	Lowell	0-0	0.00	1	1	0	0	0	2.0	0	0	0	0	0	0	4	0	0
2012	BOSTON	11-10	4.86	29	29	0	0	0	161.0	162	95	87	24	5	71	167	5	0
2013	BOSTON	11-6	4.32	29	27	0	0	0	162.1	161	84	78	13	5	71	139	8	0
Major League Totals		24-18	4.62	81	59	0	0	3	358.2	362	202	184	41	11	160	335	16	0
Minor League Totals		47-37	3.65	134	131	1	1	0	614.1	577	289	249	46	34	212	533	20	6
Red Sox Totals		24-18	4.62	81	59	0	0	3	358.2	362	202	184	41	11	160	335	16	0

2004 Signed by the Boston Red Sox as an international free agent on 7/12

2011 On disabled list with left forearm inflammation, 3/22-4/7

2012 On disabled list with a right knee contusion, 8/10-8/24

Division Series Record

YEAR	CLUB	W-L	ERA	G	GS	CG	SHO	SV	IP	H	R	ER	HR	HB	BB	SO	WP	BK
2013	BOS vs. TB																	

Did Not Play

League Championship Series Record

YEAR	CLUB	W-L	ERA	G	GS	CG	SHO	SV	IP	H	R	ER	HR	HB	BB	SO	WP	BK
2013	BOS vs. DET	0-0	0.00	2	0	0	0	0	2.1	1	0	0	0	1	2	1	0	0

World Series Record

YEAR	CLUB	W-L	ERA	G	GS	CG	SHO	SV	IP	H	R	ER	HR	HB	BB	SO	WP	BK
2013	BOS vs. STL	1-0	1.93	2	0	0	0	0	4.2	2	1	1	0	0	1	3	0	0

Career Fielding Record

YEAR	CLUB	POS	PCT.	G	GS	PO	A	E	TC	DP
2010	BOSTON	P	.500	12	3	2	1	3	6	0
2011	BOSTON	P	1.000	11	0	0	2	0	2	0
2012	BOSTON	P	.960	29	29	7	17	1	25	2
2013	BOSTON	P	.958	29	27	5	18	1	24	1
Career Totals		P	.912	81	59	14	38	5	57	3

Career Batting Totals

	AVG.	G	AB	R	H	2B	3B	HR	RBI	SH	SF	HB	BB	SO	SB	CS	E
Major League Totals	.000	81	4	0	0	0	0	0	0	2	0	0	0	1	0	0	5

Career Single-Game Highs

INNINGS PITCHED 8.0, 2 times, last 8/21/13 at SF (start)

5.1, 5/8/13 vs. MIN (relief)

LOW-HIT COMPLETE GAME None

STRIKEOUTS 11, 9/23/12 vs. BAL

HITS ALLOWED 12, 5/3/13 at TEX

RUNS ALLOWED 7, 2 times, last 8/16/13 vs. NYY

WALKS ALLOWED 6, 2 times, last 9/6/13 at NYY

HOME RUNS ALLOWED 2, 9 times, last 8/16/13 vs. NYY

WINNING STREAK 3, 4 times, last 8/21/13-9/22/13

EJECTIONS None

SCORELESS INNINGS STREAK 11.0, 8/4/13-8/10/13

Felix
Doubront

JOHN ELY 51

Full Name: John Daniel Ely
Bats: Right **Throws:** Right **Height:** 6-2 **Weight:** 210
Opening Day Age: 27
Born: May 13, 1986 in Harvey, IL
Resides: Chicago, IL
Major League Service: 167 days
Acquired: Signed as a minor league free agent on Dec. 13, 2013
Signed By: Mike Shirley (White Sox)
Contract Status: Signed through 2014



RHP

Non-Roster Invitee

Career Highlights

⚡ Entering his 8th professional season and 1st with the Red Sox...Began his career in the White Sox organization after being selected in the 3rd round of the 2007 June Draft...In addition to CWS (2007-09), has also spent time in the LAD (2010-12) and HOU (2013) organizations.

⚡ Underwent Tommy John surgery on his right elbow on 4/24/13...Was performed by Dr. James Andrews in Pensacola, FL.

⚡ Has appeared in 25 major league games (19 starts) for his career, all with the Dodgers from 2010-12...Made a career-high 18 starts for LAD in 2010, going 4-10 with a 5.49 ERA (61 ER/100.0 IP) and 76 SO.

⚡ In 2012, was named both Dodgers' Branch Rickey Minor League Pitcher of the Year and Pacific Coast League Pitcher of the Year...Won the PCL's Triple Crown with a league-leading 165 SO, a 3.20 ERA (60 ER/168.0 IP), and 14 wins (tied for the PCL lead).

⚡ Was acquired by LAD from CWS as a PTBNL on 12/18/09 in exchange for OF Juan Pierre who was sent to CWS on 12/15/09.

⚡ Was a PCL midseason and postseason All-Star while with Triple-A Albuquerque in 2012...Was also a Southern League midseason and postseason All-Star in 2009 with Double-A Birmingham.

⚡ *Baseball America* rated him as having the best changeup in the CWS minor league system after both the 2008 and 2009 seasons...The publication rated him the No. 12 prospect in the White Sox system after the 2009 season, No. 11 after 2008, and No. 9 after 2007.

⚡ Attended the University of Miami (OH) where he ranks 2nd all-time in career strikeouts with 284...Played for Miami from 2005-07 and finished with a 26-7 record with a 3.07 ERA.

2013: Missed the majority of the season recovering from Tommy John surgery that was performed on 4/24.

⚡ Threw 4.0 scoreless innings to record the save in his only game of the season for Triple-A Oklahoma City on 4/6 at Memphis.

2012: Named the Dodgers' Branch Rickey Minor League Pitcher of the Year and Pacific Coast League Pitcher of the year after going 14-7 with a 3.20 ERA (60 ER/168.2 IP) in 27 starts for Triple-A Albuquerque.

⚡ Won the PCL's Triple Crown with a league-leading 165 SO, a 3.20 ERA, and 14 wins, which were tied for the league lead.

⚡ Also led the PCL with a 1.10 WHIP (150 hits/36 BB), and ranked 2nd in innings, and opponent's AVG (.238).

⚡ Named to both the PCL's mid- and postseason All-Star teams.

⚡ Went 9-2 with a 2.76 ERA (28 ER/91.1 IP) in 14 starts at home for Albuquerque...His 9 home wins were a franchise single-season record.

⚡ Ended the season with a 6-game winning streak that spanned 8 starts...Posted a 2.47 ERA (15 ER/54.2 IP) in that span...His 6-game winning streak was also an Albuquerque single-season record.

⚡ Was recalled by LAD to finish the season in the majors...Made 2 relief appearances for the Dodgers.

2011: Spent the majority of the season with Albuquerque but did appear in 5 games (1 start) for the Dodgers over his 4 stints with the ML club.

⚡ Struck out 13 batters in 12.2 innings with LAD (9.2 SO/9.0 IP).

⚡ Posted a 2.57 ERA (2 ER/7.0 IP) in 4 relief appearances for LAD...3 of those 4 appearances were scoreless...Was 0-1 with a 6.35 ERA (4 ER/5.2 IP) in 1 start.



John Ely, Continued

👉 Allowed only 1 hit in a 7.0-inning shutout on 4/20 at Iowa Gm 2 (4 BB, 7 SO)... Threw a complete game on 5/22 vs. Reno (9.0 IP, 3 H, ER, BB, 7 SO).

👉 Threw 6.0 or more innings in 15 of his 25 starts and had 10 quality starts.

2010: Made his ML debut with LAD in his 1st season in the Dodgers organization after being acquired from CWS via trade.

👉 Among NL rookie pitchers, ranked tied for 5th in starts (18), 8th in innings (100.0) and opponent AVG (.276), and tied for 10th in SO (76)... All personal career highs.

👉 Began the season with Albuquerque where he won the April Dodger Pride Award after going 2-1, 3.00 ERA (6 ER/18.0 IP) in 3 starts for the club.

👉 Was selected to the Dodgers active ML roster on 4/28 and made his ML debut that night in a start at NYM (L, 6.0 IP, 5 ER, 3 BB, 4 SO).

👉 Earned his 1st ML win on 5/11 vs. ARI (6.0 IP, 2 ER, 0 BB, 6 SO).

👉 After allowing 5 ER in 6.0 IP of his ML debut on 4/28, recorded 6 consecutive quality starts from 5/6-6/1... Was 3-1 with a 1.80 ERA (8 ER/40.0 IP), 5 BB, and 26 SO in that span.

👉 His streak of 6 consecutive quality starts was the longest for a Dodgers rookie since 1995 when Hideo Nomo made 12 straight.

👉 Allowed his 1st HR of his ML career in his 8th outing of the season on 6/6 vs. ATL... Did not allow a HR over the first 50.1 innings of his career, the longest such streak for a Dodgers pitcher since Fernando Valenzuela went 82.2 innings between the 1980-81 seasons.

👉 Faced 89 consecutive batters without issuing a walk from 4/28-5/22 which was the longest streak for a Dodger rookie pitcher since 1981 when Dave Stewart faced 93 straight without a walk.

2009: Pitched for Double-A Birmingham where he led the Southern League in wins (14) and SO (125)... Was selected to both the SL mid-and postseason All-Star teams.

👉 Led the staff in starts (27) and innings (156.1).

👉 Went 7-1 with a 3.51 ERA (38 ER/97.1 IP) in 17 starts prior to the All-Star break and 7-1 with a 1.68 ERA (11 ER/59.0 IP) and limited opposing hitters to a .195 average (41-for-210) in 10 second-half starts.

👉 Went 6-0 with a 1.80 ERA (8 ER/40.0 IP) over his final 7 starts of the season... Threw his only complete game of the season in the 1st start of that stretch, 8/3 vs. Mobile.

👉 Allowed 3 runs or less in 20 of his 27 starts, and 3 ER or less in 23 of 27 starts... Had 17 quality starts.

👉 Held opponents to a .241 AVG (140-for-580) which included a .217 (70-for-322) mark against RHH.

2008: Pitched for High-A Winston-Salem where he ranked among CWS organizational leaders in SO (2nd, 134), innings (5th, 145.1), and wins (T-7th, 10).

👉 Was named Carolina League Pitcher of the Week for the weeks ending 6/15 and 8/3... Allowed just 1 hit over 7.0 innings (0 BB, 8 SO) on 6/12 at Wilmington for the 1st award, and scattered 4 hits over 6.0 scoreless innings (0 BB, 5 SO) on 8/3 at Potomac.

👉 Recorded wins in 5 consecutive starts from 7/24-8/13... Was 5-0 with a 1.29 ERA (4 ER/28.0 IP), 7 BB, and 26 SO in that span.

👉 Entered the season ranked by *Baseball America* as the No. 6 prospect in the CWS system... The publication also rated his breaking ball as the best in the CL.

2007: Made his professional debut with Rookie-level Great Falls where he finished tied for the staff lead in wins (6).

👉 Rated by *Baseball America* as having the best secondary pitch among the White Sox' 2007 draft class.

👉 Averaged 9.0 SO/9.0 IP with Great Falls (56 SO/56.0 IP).

Personal

👉 Engaged to Betina Gozo.

👉 Attended the Miami (OH) University from 2005-07.

👉 Posted a 27-5 career record for Homewood-Flossmoor (IL) High School, including one perfect game.

👉 Selected first-team all-state as a high school senior in 2004 and also lettered in cross country.

👉 Participated in the Dodgers' 2010 Winter Development Program in Los Angeles.

IN THE COMMUNITY

Hosted 20 kids from Optimist Youth Home for a shopping trip and games at the Sports Authority in Burbank, CA on July 6, 2010.

John Ely, Continued

John Ely's Career Record

Year	Team	W-L	ERA	G	GS	CG	SHO	SV	IP	H	R	ER	HR	HB	BB	SO	WP	BK
2007	Great Falls	6-1	3.86	13	12	0	0	0	56.0	55	26	24	6	3	14	56	1	0
2008	Winston-Salem	10-12	4.71	27	27	0	0	0	145.1	142	83	76	18	5	46	134	6	3
2009	Birmingham	14-2	2.82	27	27	1	0	0	156.1	140	63	49	9	1	50	125	6	0
2010	Albuquerque	5-4	6.22	13	13	1	0	0	68.0	70	48	47	10	3	29	56	3	1
	LOS ANGELES (NL)	4-10	5.49	18	18	0	0	0	100.0	105	63	61	12	2	40	76	4	0
2011	LOS ANGELES (NL)	0-1	4.26	5	1	0	0	0	12.2	12	6	6	2	0	7	13	0	0
	Albuquerque	7-8	5.99	25	25	2	1	0	144.1	178	109	96	21	7	44	99	7	2
2012	Albuquerque	14-7	3.20	27	27	1	1	0	168.2	150	68	60	18	4	36	165	9	0
	LOS ANGELES (NL)	0-2	20.25	2	0	0	0	0	2.2	6	6	6	0	1	4	3	0	0
2013	Oklahoma City	0-0	0.00	1	0	0	0	1	4.0	2	0	0	0	1	2	3	0	0
Major League Totals		4-13	5.70	25	19	0	0	0	115.1	123	75	73	14	3	51	92	4	0
Minor League Totals		56-34	4.27	133	131	5	2	1	742.2	737	397	352	82	24	221	638	32	6

2007 Signed by the Chicago White Sox as a third-round selection in the June Draft

2009 Acquired by the Los Angeles Dodgers on 12/19 as one of two players to be named later to complete the 12/15 trade that sent OF Juan Pierre from the Dodgers to the White Sox

2012 Acquired by the Houston Astros in exchange for LHP Rob Rasmussen on 12/19

2013 Signed by the Boston Red Sox as a minor league free agent on 12/13

Career Fielding Record

Year	Club	Pos	PCT.	G	GS	PO	A	E	TC	DP
2010	LOS ANGELES (NL)	P	1.000	18	18	3	5	0	8	0
2011	LOS ANGELES (NL)	P	.500	5	1	0	1	1	2	0
2012	LOS ANGELES (NL)	P	—	2	0	0	0	0	0	0
Career Totals			P .900	25	19	3	6	1	10	0

Career Batting Totals

	AVG.	G	AB	R	H	2B	3B	HR	RBI	SH	SF	HB	BB	SO	SB	CS	E
Major League Totals	.067	25	27	1	2	0	0	0	1	4	0	0	2	15	0	1	1

Career Single-Game Highs

INNINGS PITCHED 7.1, 6/28/12 for LAD at SEA (start)

3.0, 6/5/11 for LAD at CIN (relief)

LOW-HIT COMPLETE GAME None

STRIKEOUTS 8, 5/17/10 for LAD vs. HOU

HITS ALLOWED 9, 2 times, last 7/5/10 for LAD vs. FLA

RUNS ALLOWED 7, 2 times, last 10/1/10 for LAD vs. ARI

WALKS ALLOWED 6, 9/25/10 for LAD at ARI

HOME RUNS ALLOWED 3, 6/17/10 for LAD at CIN

WINNING STREAK 3, 5/11/10-5/22/10

EJECTIONS None

SCORELESS INNINGS STREAK 12.0, 5/22/10-5/27/10

RED SOX ALL-TIME TEAMS

Voted By Fans In 1982

FIRST TEAM

C Carlton Fisk
 1B Jimmie Foxx
 2B Bobby Doerr
 3B Rico Petrocelli
 SS Rick Burleson
 OF Ted Williams
 OF Carl Yastrzemski
 OF Dwight Evans
 RHP Cy Young
 LHP Babe Ruth
 REL Dick Radatz
 MGR Dick Williams

SECOND TEAM

C Birdie Tebbetts
 1B George Scott
 2B Jerry Remy
 3B Frank Malzone
 SS Johnny Pesky
 OF Jim Rice
 OF Dom DiMaggio
 OF Fred Lynn
 RHP Luis Tiant
 LHP Lefty Grove
 REL Sparky Lyle
 MGR Joe Cronin

GREATEST PLAYER - Ted Williams

Voted By Fans In 1969

C Birdie Tebbetts
 1B Jimmie Foxx
 2B Bobby Doerr
 3B Frank Malzone
 SS Joe Cronin
 OF Ted Williams
 OF Carl Yastrzemski
 OF Tris Speaker
 RHP Cy Young
 LHP Lefty Grove

GREATEST PLAYER - Ted Williams

JONNY GOMES 5

Full Name: Jonathan Johnson Gomes
Bats: Right **Throws:** Right **Height:** 6-1 **Weight:** 230
Opening Day Age: 33
Born: November 22, 1980 in Petaluma, CA
Resides: Scottsdale, AZ
Major League Service: 8 years, 97 days
Acquired: Signed as a free agent on December 1, 2012
Signed By: Hank King (Rays)
Contract Status: Signed through 2014



OF

Career Highlights

🔴 11-year veteran outfielder helped the Red Sox to the World Series title in his 1st season in Boston in 2013...Has also seen major league action with TB (2003-08), CIN (2009-11), WSH (2011), and OAK (2012)...Was TB's 18th-round pick in the 2001 June Draft.

🔴 Reached double figures in home runs 8 times in his career... Has hit at least 20 home runs in a season 3 times with a career-high 21 for TB in 2005.

🔴 Has played more games in LF (425) than any other position (DH, 332; RF, 149).

🔴 Is a .277 lifetime hitter (303-for-1,095) vs. LHP with 58 home runs and a .502 SLG.

🔴 Was the 2013 recipient of the Boston Baseball Writers' Jackie Jensen Award, presented annually to a major league player for spirit and determination.

🔴 Was the Reds' recipient of the MLB Players Alumni Association's Heart and Hustle Award in 2010, selected based on his passion, desire, and work ethic demonstrated both on and off the field.

🔴 When he left the Rays after the 2008 season, owned marks for most homers by a right-handed batter (66) and most HBP (35)... Both marks have since been passed.

🔴 Finished 3rd in American League Rookie of the Year balloting and was named to the *Baseball America* and Topps Rookie All-Star Teams in 2005.

🔴 Has participated in the postseason in 3 of the past 4 seasons...Boston went 10-1 in his 11 starts en route to the 2013 World Series Championship...Also made it to the postseason with the Reds in 2010 and with the A's in 2012.

2013: In 1st season with the Red Sox, led the club with 65 starts in LF and 30 PA as a pinch-hitter (T-1st in AL).

🔴 Totaled 76 starts for the Sox, including 65 in LF (98 G overall), 9 as DH (10 G), and 2 in RF (4 G)...64 of last 67 starts were in LF, including each of his last 35.

🔴 Hit .346 (28-for-81) with runners in scoring position, including a .375 mark (15-for-40) with 23 RBI in RISP situations beginning on 8/1...Went 4-for-8 (.500) with 11 RBI when batting with the bases loaded.

🔴 Hit 4 homers in the pinch, tied with ATL's Evan Gattis for the MLB lead and most in a season by an AL player since MIN's Matthew LeCroy in 2004 (4)...His 4 PH HR tied for 2nd most by a Red Sox in a single season (also Del Wilber in 1953), 1 shy of Joe Cronin's club/AL record (5 in 1943).

🔴 Reached safely in 15 of 30 plate appearances as PH, batting .286 (6-for-21) with a double, the 4 homers, 7 RBI, 7 walks, and 2 HBP...Led the AL (T-2nd in MLB) with 5 XBH in the pinch and T-3rd in AL with 7 PH RBI.

🔴 Consecutive homers on 6/18 vs. TB (G2) and 7/3 vs. SD were both walk-off shots.

🔴 In his final 70 games (235 PA) beginning 6/6, posted a .284 AVG/.357 OBP/.490 SLG for an .848 OPS.

🔴 Had OBP's over .340 in April (.353), July (.356), August (.346), and September (.400)...Hit over .300 in both June (.304) and September (.340)...His .340 mark (17-for-50) in September led the Sox and was 7th in the AL.

🔴 Hit .236 (38-for-161) with 10 doubles, 8 homers, and 27 RBI against left-handers compared to a .258 AVG (39-for-151) with 7 doubles, 5 homers, and 25 RBI against righties.

🔴 Beginning 6/6, had a .282 AVG/.364 OBP/.495 SLG line against left-handed pitching, including a .326 AVG/.388 OBP/.581 SLG line off southpaws beginning 8/16.

TURNAROUND EXPERT

Jonny has been a part of stunning turnaround seasons with 4 different teams over the last 6 years:

🔴 The 2013 Red Sox went from worst to 1st in the AL East, improving by 28 regular season wins, and won the World Series in his 1st year with the club.

🔴 The 2012 Athletics went from 3rd place to 1st in the AL West, improving by 20 regular season wins in his only season with the club.

🔴 The 2010 Reds went from 4th place to 1st in the NL Central, improving by 13 regular season wins in his 2nd season with the club.

🔴 The 2008 Rays went from worst to 1st in the AL East, improving by 31 regular season wins, and won the AL Pennant in his last season with the club.

Jonny
Gomes

Jonny Gomes, Continued

🔥 Was on 7th career Opening Day roster (also 2006-08, 2010-12) and started Opening Day on 4/1 at NYY as DH, his 3rd Opening Day start (also as DH for TB in 2006 and as LF for CIN in 2011)...Was BOS' 1st Opening Day starter at DH other than David Ortiz since Jeremy Giambi in 2003.

🔥 Reached in all 4 PA on 4/16 at CLE, going 1-for-1 with 3 BB.

🔥 Knocked 4th career grand slam (off Pedro Hernandez) and tallied a season-high 5 RBI on 5/8 vs. MIN.

🔥 Delivered the go-ahead and eventual game-winning run with a 10th-inning sac fly on 5/17 at MIN.

🔥 Hit game-tying sac fly in the 6th inning 5/25 vs. CLE and threw out potential run at the plate in the 3rd inning.

🔥 Walked and scored the 1st of 2 runs on Jacoby Ellsbury's walk-off double in the 9th on 5/26 vs. CLE.

🔥 Hit .333 (27-for-81) with 8 doubles, 5 homers, and 15 RBI in 23 games from 6/6-7/21...Posted a .617 SLG in that time, the 5th-best mark in the AL during that stretch (min. 50 PA).

🔥 Hit safely in 11 straight starts from 6/23-7/21 (.311, 14-for-45, 6 2B, 2 HR, 7 RBI), tied for the longest such streak of his career, also 9/14-26/10 while with CIN.

🔥 Hit a walk-off 2-run homer in the 2nd game of 6/18 doubleheader vs. TB off Joel Peralta...Was 3rd career walk-off homer, 1st since 4/8/10 for CIN vs. STL...Was 3rd career homer off Peralta, all of which provided the go-ahead and eventual game-winning run in the 8th inning or later (also 5/5/12 and 8/24/12 for OAK vs. TB).

🔥 Snapped a 5-5 tie in the 7th inning with a bases-loaded, pinch-hit single in a 7-5 win over TOR on 6/28.

🔥 Had 2 streaks of 4 straight games with an extra-base hit: 6/30-7/4 (3 2B, HR) and 8/5-8 (2 2B, 2 HR)...His only longer streak was 6 straight games with an XBH from 5/12-18/10 while with CIN.

🔥 Hit a pinch-hit, walk-off HR to lead off the 9th inning on 7/3 vs. SD off Luke Gregerson...Was the 8th pinch-hit walk-off homer in franchise history (his 1st career walk-off in the pinch) and just the 2nd in the past 18 seasons beginning in 1996 (also Jarrod Saltalamacchia on 5/26/12 vs. TB).

🔥 Ejected 7/14 at OAK by home plate umpire Todd Tichenor following a 9th-inning strikeout...Was his 3rd career ejection and 1st since 2008.

🔥 Doubled and homered on 7/19 vs. NYY for his only multi-XBH game of the year.

🔥 Tallied an unassisted double play in LF in the top of the 15th of a 5-4 win vs. SEA...Caught a line drive in LF and doubled the runner off 2B.

🔥 Had a 14-game on-base streak from 8/5-27, tied for the longest of his career in a single season (4/3-18/06)...Hit .244 (11-for-45), with a .375 OBP, 3 doubles, 3 homers, 15 RBI, 8 runs, and 10 walks in that stretch.

POSTSEASON: Started 11 games in the postseason, all in LF, with BOS going 10-1 in those contests...Appeared in 15 of the team's 16 postseason games (all but ALCS G1) and hit .167 (7-for-42) with 2 doubles, 1 homer, 5 RBI, 5 walks, and 8 runs...Appeared in 4 ALDS contests (2 starts) against TB...Drove in the Red Sox' 1st 2 runs of the DS with a 4th-inning double to tie Game 1 and came around to score the go-ahead run on Stephen Drew's single...Played in 5 ALCS contests against DET (4 starts)...Scored walk-off winning run in the 9th inning of ALCS Game 2 vs. DET on Jarrod Saltalamacchia's base hit after leading off the inning with an infield single...Singled with 2 out in the 5th inning of Game 3 in DET to break up Justin Verlander's no-hit bid...Doubled to lead off the bottom of the 7th inning in Game 6 in Boston and was plated by Shane Victorino's series-clinching grand slam 4 batters later...Made 5 starts and played in all 6 World Series games against STL...Knocked a game-winning 3-run HR in the 6th inning in Game 4 in STL, his 1st career postseason homer, to snap an 0-for-9 slide to open the World Series...Was the 8th Red Sox with a home run for 1st career WS hit...Reached safely in each of his 1st 3 PA of Game 6 in Boston (single, HBP, BB) and scored twice in the 6-1 Series-clinching win.

2012: Set a career high with a .377 OBP in 99 games for the AL-West Champion A's.

🔥 Led the majors with a .480 AVG (12-for-25) with 2 outs and RISP, the best mark in the American League in 17 years since Rickey Henderson's .486 clip with the A's in 1995 (min. 25 PA)...Hit .311 (19-for-61) with RISP and .306 with runners on base (38-for-124).

🔥 On the road, led the AL with a .409 OBP, .578 SLG, and .987 OPS (min. 150 PA)...Hit 11 of his 18 home runs and drove in 29 of his 47 RBI on the road.

🔥 Hit 18 HR, the 4th most in 2012 among major leaguers with fewer than 100 games...8 of his homers gave the A's a lead.

🔥 Homered once every 15.5 AB, 2nd-best ratio of his career (14.05 AB/HR in 2009) and 10th best in AL (min. 300 PA).

🔥 Went 7.57 PA per walk (333 PA/44 BB)...Only David Ortiz, Mike Napoli, Jose Bautista, and Adam Dunn had both a higher walk rate and home run rate (min. 300 PA).

🔥 Made 58 of his 74 starts against left-handed pitching...Hit .299 (49-for-164) vs. lefties with 11 homers, tied for

RED SOX SINGLE-SEASON PINCH-HIT HR LEADERS

HR	PLAYER	YEAR
5	Joe Cronin	1943
4	Jonny Gomes	2013
4	Del Wilber	1953
3	Bernie Carbo	1977
3	Ted Williams	1957
3	Charlie Maxwell	1951

Jonny Gomes, Continued

9th most in the AL...All 10 doubles also came vs. lefties and his 21 extra-base hits off southpaws tied for 8th in the AL...Also ranked among AL leaders vs. lefties in OBP (5th, .413), OPS (7th, .974), and SLG (10th, .561).

🔥 Hit at a .326 clip (30-for-92) with 6 home runs in 26 starts batting 2nd...Also started games in the 4th (21), 5th (15), 6th (10), and 7th (2) spots in the order.

🔥 Started a team-high 46 games at DH, 25 in LF, and 3 in RF.

🔥 Tied for 3rd in the AL with 4 walks in the pinch.

🔥 Homered in 1st game as an Athletic on 3/29 vs. SEA in Tokyo...Became the 1st player in A's history to hit a home run for each of his 1st 3 hits in a season.

🔥 Hit by a Jonathan Broxton pitch with the bases loaded in the bottom of the 12th inning on 4/11 vs. KC to force in the winning run in the A's 5-4 victory...Was his 2nd career walk-off HBP (also 8/21/11 vs. PHI) and the 3rd in OAK history.

🔥 Batted .333 (10-for-30) over 14 games during Inter-league Play.

🔥 Knocked game-winning, pinch-hit 2-run HR in the 7th inning on 6/16 vs. SD, his 3rd career pinch-hit homer.

🔥 Posted a .404 OBP after the All-Star break, 5th best in the AL...Hit .295 (39-for-132) with 10 home runs and 26 RBI in 44 games after the break.

🔥 Connected for 3rd career grand slam 7/13 at MIN off Francisco Liriano...Finished that game with 5 RBI, his 3rd career game of 5 or more RBI, 1st since career-high 6 on 6/12/10 vs. KC.

🔥 Homered in 3 straight games 8/7-12, the 2nd time he has done that in his career (also, 4/22-25/06)...Finished August with 5 home runs and 10 RBI in 12 games.

POSTSEASON: Pinch-hit in the 8th inning of the A's series-ending ALDS Game 5 loss vs. DET and flied out.

2011: Combined to appear in 120 games between CIN and WSH, the 2nd-highest total of his career to 148 contests in 2010...Traded from Reds to Nationals on 7/26.

🔥 Started 68 games in LF, 5 in RF, and 8 at DH between the 2 stops.

🔥 Hit .311 (28-for-90) against left-handed pitching.

🔥 Was 0-for-28 with 5 walks, a sac fly, and 2 RBI as a pinch-hitter, the most hitless at-bats by a pinch-hitter in a single season since at least 1974 (previous, 27 by Jim Holt with MIN and OAK in 1974).

🔥 Was Reds' Opening Day starter in left field 3/31 vs. MIL...Reached base via hit or walk in each of his 1st 11 games from 3/31-4/13, hitting .273 (9-for-33) with a .479 OBP, 3 homers, 10 RBI, and 14 walks over that span.

🔥 Drew at least 1 walk in each of his 1st 8 games (12 walks total), the longest such streak of his career...Matched the longest season-opening walk streak by a Red since at least 1916 (Willie Greene, 1998).

🔥 Hit 6 of 14 homers in his 1st 14 games...Recorded 9th career multi-HR game 4/16 vs. PIT, going deep twice.

🔥 Matched career high with 4 hits on 5/28 at ATL, his 5th career, 4-hit game.

🔥 Had best month in June when he batted .320 (16-for-50) in 19 games.

🔥 Traded to WSH on 7/26 with cash considerations for minor leaguers LHP Chris Manno and 1B Bill Rhinehart.

🔥 Hit .320 (8-for-25) over his 1st 10 tilts with the Nationals from 7/28-8/9.

🔥 Collected an RBI in 5 straight games from 8/18-8/24 (6 RBI), matching a career-long streak for the 3rd time.

🔥 On 8/21 vs. PHI was hit by a Brad Lidge pitch with the bases loaded in the bottom of the 10th inning to lift the Nationals to a 5-4 win.

2010: Established career highs in games (148), at-bats (511), runs (77), hits (136), doubles (24), and RBI (86) in 2nd season with the Reds.

🔥 Ranked 8th in the NL in hitting with RISP (.338) and tied for 3rd in sacrifice flies (9)...Was 3rd hardest to double up among all NL batters.

🔥 Led the Reds with 126 starts in LF and 74 starts batting 5th in the order...Also made 7 starts at DH.

🔥 Re-signed to a 1-year contract for 2010 with an option for 2011 on 2/22 after being non-tendered following the 2009 season.



Jonny
Gomes

Jonny Gomes, Continued

- 👉 Hit 2nd career walk-off home run in the 9th inning of a 2-1 win vs. STL on 4/8 off Jason Motte.
- 👉 Had best month in May when he was a candidate for NL Player of the Month after hitting .364 (32-for-88) with 5 homers and 22 RBI...Ranked among NL leaders in AVG (2nd), SLG (.636, 2nd), and RBI (T-2nd) during the month.
- 👉 Tied career high with 4 hits for the 4th time in a 15-6 win vs. HOU on 5/28.
- 👉 Hit a pair of 3-run homers on 6/12 vs. KC to produce a career-high 6 RBI, the most in a game by a Reds batter all season...Marked his 8th career double-digit HR game.

👉 Recorded career-highs with 4 walks and 4 runs scored 8/8 at CHC...Were the most walks in a game by a Reds batter all season and tied for the most runs.

👉 Knocked 100th career homer on 8/25 at SF, a solo shot off Madison Bumgarner.

👉 Hit .323 (20-for-62) with 2 home runs and 9 RBI in his last 16 games of the season while the Reds battled for a division title, including a career-high 11-game hitting streak from 9/14-26 (.349, 15-for-43).

👉 Tabbed as the Reds' recipient of the MLB Players Alumni Association's Heart and Hustle Award, chosen for his passion, desire, and work ethic demonstrated both on and off the field.

POSTSEASON: Started in LF in Games 1 and 3 of the NLDS vs. PHI as the Reds were swept.

2009: Signed with CIN as a minor league free agent and ended the year ranked tied for 3rd among Reds batters with 20 home runs in just 281 at-bats.

👉 Began season at Triple-A Louisville and selected to the Reds roster on 5/22 when Darnell McDonald was designated for assignment...Finished the season with CIN.

👉 For the Reds, made 75 starts (33 in each LF and RF, and 9 at DH).

👉 Hit .307 (31-for-101) with 5 home runs and 19 RBI against left-handed pitching.

👉 Served as the Reds' DH in all 9 Interleague road games, hitting .344 (11-for-32) with 3 home runs and 7 RBI.

👉 Snapped a 2-2 tie in the 12th inning of a 4-2 win at WSH on 6/10 with a pinch-hit, RBI-double off Jason Bergmann...Broke a 3-3 tie in the 8th inning of a 5-3 win 7/19 vs. MIL with a 2-run home run off Seth McClung.

👉 Blasted 2 homers on 7/27 vs. SD for 6th career multi-HR game.

👉 Tied a career high with 3 homers for the 2nd time (also 7/30/05 vs. KC) and collected a then-career-high 5 RBI on 8/13 vs. WSH...12 total bases in that game were the most by a Reds batter all season...Was 24th Reds player to hit 3 homers in a game (29th time).

👉 Became a free agent on 12/12 when he was not tendered a contract for the 2010 season.

2008: Played final season in the Rays organization and appeared in 77 games, also spending time with Triple-A Durham.

👉 Began season with the Rays and optioned to Durham on 8/5...Played 26 games with the Bulls over the remainder of the minor league season...Recalled back to TB on 9/13 for rest of regular season.

👉 For the Rays, made 17 starts in RF, 4 in LF, and 24 at designated hitter.

👉 Missed 4/4 contest at NYY while serving a 1-game suspension for his participation in a Spring Training incident involving the Yankees' Shelley Duncan.

👉 Hit his 60th career home run 4/7 at NYY, tying Greg Vaughn's club record for a right-handed batter...Broke the mark 5/1 at BAL (since passed).

👉 Ejected for his participation in an on-field incident on 6/5 at BOS that also involved TB's James Shields and BOS's Coco Crisp...2 days later began serving a 5-game suspension for his actions.

👉 Knocked 2nd career pinch-hit homer on 6/28 at PIT, a solo shot off Damaso Marte on the 15th pitch...No Rays batter had ever homered in a longer plate appearance.

2007: Ranked 3rd on the Rays with 17 homers, trailing Carlos Pena (46) and B.J. Upton (24).

👉 Appeared in 107 games with TB, including 95 starts (45 at DH, 30 in RF, 20 in LF).

👉 Hit everywhere in the lineup except cleanup, including a pair of starts from the leadoff spot (8/12 at TEX and 8/26 vs. OAK), his only career starts in the 1-hole.

👉 Hit .378 (17-for-45) with 5 homers and 10 RBI in 12 games against NL teams in Interleague Play.

👉 Made 19 appearances in TB's 1st 48 games before being optioned to Triple-A Durham on 5/28, when Akinori Iwamura came off the DL...Returned to the Rays 6/14 when B.J. Upton went on the DL.

👉 Started 81 of the Rays' last 99 games of the season, hitting .254 (76-for-299) with 16 homers and 44 RBI over that span.

2006: Appeared in 117 games in his 1st full major league season...Missed time down the stretch with a right shoulder injury...Led the Rays with a career-high 61 walks.

👉 Missed the final 37 games of the year because of an impingement in his right shoulder...Didn't play after 8/21, going on the DL on 8/22 due to impingement in his right shoulder...Had arthroscopic surgery to repair the impingement and to clean up fraying in the rotator cuff on 9/5 (Dr. Timothy Kremenek).

Jonny Gomes, Continued

🔪 Because of right shoulder injury, made 101 of 109 starts as the club's DH...Made other 8 starts in RF.
 🔪 Knocked 11 home runs in April, a franchise record for any month until Carlos Pena homered 13 times in September 2007...The 11 homers were 2nd-most in the majors in April (STL's Albert Pujols, 14)...Was the fastest American Leaguer to 11 homers since KC's Jermaine Dye in 2000...Became the 13th player and the 6th American Leaguer to hit at least 11 home runs in April.

🔪 During 12-game stretch from 4/12-25, produced 8 home runs and 16 RBI...Streak began with 1st career grand slam on 4/12 off BAL's Sny Lyle that snapped a 3-3 tie in the bottom of the 8th of the Rays' 7-4 win.

2005: Finished 3rd in the American League Rookie of the Year voting behind OAK's Huston Street and NYY's Robinson Cano...Named to the *Baseball America* and *Topps* Rookie All-Star teams.

🔪 Topped ML rookies in SLG (.534), OBP (.372), triples (6, tied with CWS' Tadahito Iguchi), and HBP (a then-club record 14, still a career high)...Led AL rookies in home runs (21, tied with OAK's Nick Swisher) and ranked 2nd in AVG (.282) (min. 350 PA).

🔪 With TB, made 14 starts in LF, 34 in RF, and 49 as the designated hitter.

🔪 Established a TB rookie record with 21 homers (since broken by Evan Longoria with 27 in 2008)...Previous mark had been 12 by Bubba Trammell during inaugural 1998 campaign.

🔪 Began season with Triple-A Durham and recalled 4/21 for 1st stint with TB...Hit 1st major league home run 4/26 at TOR off Ted Lilly.

🔪 Optioned back to Durham 5/10 and recalled again to the big league club on 6/13 for remainder of the season.

🔪 Hit 1st career walk-off homer in a 5-4 win on 7/9 vs. DET, a 1-out, 2-run shot off Troy Percival...The win snapped TB's 10-game losing streak...The 474-foot homer was the 2nd longest in Tropicana Field history and, at the time, only the 5th walk-off homer in the previous 50 years to snap a losing streak of at least 10 games.

🔪 Became the 1st Rays batter to hit 3 home runs in a game on 7/30 vs. KC...Was the team's 1,236th game...Also established another club record with 12 total bases...Was the 20th rookie to hit 3 home runs in a game, 1st since COL's Jose Ortiz did it vs. FLA on 8/17/01.

🔪 Was hit by a pitch 3 times on 8/15 vs. NYY, tying the major league record.

🔪 Threw out Jason Giambi at 2nd base and Bernie Williams at home in the 6th inning on 9/6 at NYY, tying the club record for most OF assists in a game.

2004: Spent most of the season at Triple-A Durham and ranked 6th in the International League with 26 home runs...Made 5 appearances with TB over a stint from 5/18-27.

🔪 4 of 5 games with TB were starts at DH...Returned to Durham on 5/28 when Fred McGriff was promoted.

🔪 Collected 1st career RBI with a 5th-inning single on 5/20 vs. BOS.

🔪 26 home runs with Durham tied for 2nd best in the Devil Rays system (Midre Cummings, 27).

🔪 On Durham's DL from 4/22-5/5 with a right groin strain.

2003: In just his 3rd professional season, made major league debut with 8 appearances for the Devil Rays in September...Played most of the year at Double-A Orlando but also saw action with Triple-A Durham.

🔪 Selected to TB roster on 9/12 and made his debut that day at Yankee Stadium with a start at DH...Went 2-for-3 with a double (in his 1st ML at-bat) and single off David Wells, becoming just the 3rd Rays player to collect 2 hits in his big league debut.

🔪 Began season with Orlando and played in 120 games before 8/26 promotion to Durham...Led Orlando batters with 17 homers, tied for 4th most in the Southern League, and 56 RBI.

🔪 Appeared in 5 games for Durham during the Bulls' playoff run and hit .316 (6-for-19)...In the postseason, hit .389 (7-for-18) with 3 doubles, a home run, and 5 RBI to help Durham to the International League championship.



Jonny Gomes, Continued

- Following the season, went 1-for-4 with a home run in 2 games in the USA Olympics qualifying team trials.
- Played for the Mesa Solar Sox of the Arizona Fall League and finished among the league's leaders in home runs (2nd, 8) and RBI (5th, 22).

2002: Named High-A Bakersfield's Player of the Year and a California League All-Star after becoming just the 2nd Rays farmhand to hit 30 home runs.

Tied for the league lead in homers until Visalia's Jorge Soto homered in his last plate appearance of the season... His brother, Joey, was the New York-Penn League home run champion...Siblings just missed becoming only 2nd pair of brothers to win minor league home run crowns in the same season (Ike and Dan Boone, 1929).

His 30 HR ranked 5th among all minor leaguers...Placed 2nd in that group in HBP (31) and 5th in SLG (.574).

Led California League in SLG, extra-base hits (63), runs (102), and total bases (256).

Established the organization's single-season minor league record with 91 walks.

Suffered a heart attack on Christmas Eve, the result of a pinched valve...Was hospitalized 5 days following an angioplasty procedure to open the artery.

2001: Tabbed Appalachian League's Player of the Year and a Baseball America Rookie League All-Star in his professional debut.

Also named Rookie-level Princeton's Player of the Year...Led the Appy League in home runs (16), OBP (.442), SLG (.597), and total bases (123), and finished 2nd in RBI (44), extra-base hits (29) and runs scored (58).

Personal

Married to Kristi...The couple has 3 children.

Older brother Joey, also an OF, was drafted by TB in 2002 and played 5 minor league seasons in the Rays and Padres systems.

Graduated from Casa Grande High School in Petaluma, CA where he earned all-league honors...Had his No. 1 baseball jersey retired as part of the ceremonies on Jonny Gomes Day on 2/11/06.

Attended Santa Rosa Junior College.

Has the tattoo "AW" on his right bicep in honor of Adam Westcott, a childhood friend who was killed in a car accident that he was also involved in.

Commemorated the 2013 season with a tattoo depicting the World Series trophy, the Boston Strong logo, and a duckboat from the championship parade.

Has worn "707" on his glove and shoes to honor his hometown of Petaluma (area code 707).

IN THE COMMUNITY

In his 1st season with the Red Sox, Jonny attended multiple events benefiting the Red Sox Foundation and met with Jimmy Fund patients during their visit to Fenway Park...Met with victims of the Boston Marathon bombings at Fenway Park and was a driving force behind the "Boston Strong" 617 jersey which was present in the dugout of every Red Sox game...Also spoke to children at the Red Sox Kids Camp and the Bank of America Clinic at Fenway Park...Received the 2012 Dave Stewart Community Service Award given annually to an A's player for charitable contributions throughout Northern California and across the nation, and was a finalist for the 2009 Hutch Award, presented to the Major League player who best exemplifies the honor, courage and dedication of renowned baseball player and manager Fred Hutchinson...When his hometown team from Petaluma reached the Little League World Series in 2012, raised funds for families' transportation and lodging costs at the World Series in South Williamsport...Along with the A's, provided the team with a special batting practice experience and pre-game ceremonies, gave each Little Leaguer a new pair of Nike cleats and Phiten titanium necklace, and made a guest appearance at their celebration dinner in Petaluma...In Petaluma, he is also involved with an annual charity baseball clinic, Camp for a Cure, to raise funds for research and treatment of cancer, lupus, and diabetes, and has sponsored several Little League teams...Has supported TroopsDirect, the Wounded Warrior Project, Boys & Girls Clubs, the Juvenile Diabetes Research Foundation, Alternative Family Services, and the David Benzer Torture Cancer Foundation...While with the Rays in 2006, participated in a 5-county "Take Jonny To School" contest and attended school with the contest's winner.

Jonny Gomes, Continued

Jonny Gomes' Career Record

YEAR	CLUB	AVG.	G	AB	R	H	2B	3B	HR	RBI	SH	SF	HB	BB	SO	SB	CS	E
2001	Princeton	.291	62	206	58	60	11	2	16	44	1	4	26	33	73	15	4	7
2002	Bakersfield	.278	134	446	102	124	24	9	30	72	0	1	31	91	173	15	3	7
2003	Orlando	.249	120	442	68	110	28	3	17	56	0	4	16	53	148	23	2	4
	TAMPA BAY	.133	8	15	1	2	1	0	0	0	0	0	1	0	6	0	0	0
	Durham	.316	5	19	2	6	2	1	0	1	0	0	2	2	5	0	0	0
2004	Durham	.256	114	390	73	100	27	1	26	78	0	7	22	51	136	8	5	7
	TAMPA BAY	.071	5	14	0	1	0	0	0	1	0	0	0	1	6	0	0	0
2005	Durham	.321	45	162	34	52	13	0	14	46	0	2	8	30	44	7	1	4
	TAMPA BAY	.282	101	348	61	98	13	6	21	54	1	5	14	39	113	9	5	4
2006	TAMPA BAY	.216	117	385	53	83	21	1	20	59	0	9	6	61	116	1	5	0
2007	Durham	.302	13	43	6	13	2	0	1	7	0	0	2	11	15	4	1	0
	TAMPA BAY	.244	107	348	48	85	20	2	17	49	0	4	7	35	126	12	4	0
2008	Durham	.252	26	107	19	27	11	0	2	14	0	1	3	12	32	0	1	1
	TAMPA BAY	.182	77	154	23	28	5	1	8	21	0	1	7	15	46	8	1	1
2009	Louisville	.282	37	131	18	37	10	1	9	27	0	0	4	12	36	4	1	3
	CINCINNATI	.267	98	281	39	75	17	0	20	51	0	2	5	26	85	3	1	1
2010	CINCINNATI	.266	148	511	77	136	24	3	18	86	0	9	12	39	123	5	3	4
2011	CINCINNATI	.211	77	218	30	46	8	0	11	31	0	4	5	38	74	5	3	1
	WASHINGTON	.204	43	93	11	19	4	1	3	12	0	1	3	10	31	2	0	1
2012	OAKLAND	.262	99	279	46	73	10	0	18	47	1	1	8	44	104	3	1	2
2013	BOSTON	.247	116	312	49	77	17	0	13	52	0	5	6	43	89	1	0	1
Major League Totals		.244	996	2958	438	723	140	14	149	463	2	41	74	351	919	49	23	15
Minor League Totals		.272	556	1946	380	529	128	17	115	345	1	19	114	295	662	76	18	33
Red Sox Totals		.247	116	312	49	77	17	0	13	52	0	5	6	43	89	1	0	1

- 2001 Signed by the Tampa Bay Devil Rays as an 18th-round selection in the June Draft
 2006 On disabled list with impingement in right shoulder, 8/22 through remainder of season
 2009 Signed by the Cincinnati Reds as a minor league free agent on 2/2
 2010 Re-signed by the Cincinnati Reds as a free agent on 2/22
 2011 Acquired by the Washington Nationals in exchange for LHP Chris Manno and 1B Bill Rhinehart on 7/26
 2012 Signed by the Oakland Athletics as a free agent on 2/16
 2012 Signed by the Boston Red Sox as a free agent on 12/1

Additional Batting Statistics

YEAR	CLUB	OBP	SLG	OPS	TB	GDP
2003	TAMPA BAY	.188	.200	.388	3	0
2004	TAMPA BAY	.133	.071	.205	1	0
2005	TAMPA BAY	.372	.534	.906	186	6
2006	TAMPA BAY	.325	.431	.757	166	10
2007	TAMPA BAY	.322	.460	.782	160	1
2008	TAMPA BAY	.282	.383	.666	59	1
2009	CINCINNATI	.338	.541	.879	152	8
2010	CINCINNATI	.327	.431	.758	220	4
2011	CINCINNATI	.336	.399	.735	87	1
	WASHINGTON	.299	.366	.665	34	1
2012	OAKLAND	.377	.491	.868	137	2
2013	BOSTON	.344	.426	.770	133	6
Major League Totals		.335	.452	.787	1338	40



Jonny Gomes, Continued

Division Series Record

YEAR	CLUB	AVG.	G	AB	R	H	2B	3B	HR	RBI	SH	SF	HB	BB	SO	SB	CS	E
2010	CIN vs. PHI	.000	2	6	0	0	0	0	0	0	0	0	0	0	3	0	0	0
2012	OAK vs. DET	.000	1	1	0	0	0	0	0	0	0	0	0	0	0	0	0	0
2013	BOS vs. TB	.222	4	9	3	2	1	0	0	2	0	0	0	2	1	0	0	0
Division Series Totals		.125	7	16	3	2	1	0	0	2	0	0	0	2	4	0	0	0

League Championship Series Record

YEAR	CLUB	AVG.	G	AB	R	H	2B	3B	HR	RBI	SH	SF	HB	BB	SO	SB	CS	E
2013	BOS vs. DET	.188	5	16	3	3	1	0	0	0	0	0	0	0	7	0	0	0

World Series Record

YEAR	CLUB	AVG.	G	AB	R	H	2B	3B	HR	RBI	SH	SF	HB	BB	SO	SB	CS	E
2013	BOS vs. STL	.118	6	17	2	2	0	0	1	3	0	0	1	3	4	0	0	1

Career Fielding Record

YEAR	CLUB	POS	PCT.	G	GS	PO	A	E	TC	DP
2005	TAMPA BAY	OF	.963	50	48	98	7	4	109	1
2006	TAMPA BAY	OF	1.000	8	8	19	0	0	19	0
2007	TAMPA BAY	OF	1.000	57	50	95	5	0	100	2
2008	TAMPA BAY	OF	.974	30	21	38	0	1	39	0
2009	CINCINNATI	OF	.991	70	66	103	5	1	109	1
2010	CINCINNATI	OF	.981	129	126	197	6	4	207	1
2011	CINCINNATI	OF	.988	54	51	81	1	1	83	0
	WASHINGTON	OF	.979	30	22	46	0	1	47	0
2012	OAKLAND	OF	.971	42	28	65	1	2	68	0
2013	BOSTON	OF	.992	101	67	119	5	1	125	2
Career Totals		OF	.983	571	487	861	30	15	906	7

Career Single-Game Highs

HITS	4, 6 times, last 6/6/13 vs. TEX
DOUBLES	2, 6 times, last 9/27/09 for CIN at HOU
HOME RUNS	3, 2 times, last 8/13/09 for CIN vs. WSH
RBI	6, 6/12/10 for CIN vs. KC
RUNS SCORED	4, 8/8/10 for CIN at CHC
WALKS	4, 8/8/10 for CIN at CHC
STRIKEOUTS	4, 5 times, last 4/25/11 for CIN at MIL
STOLEN BASES	2, 2 times, last 5/12/08 for TB vs. NYY
HITTING STREAK	11, 9/14/10-9/26/10
EJECTIONS (3)	7/5/06 vs. BOS (HP, G. Gibson) 6/5/08 at BOS (HP, J. Kellogg) 7/14/13 at OAK (HP, T. Tichenor)

Home Run Notes

MULTI-HOME RUN GAMES (9)

3-HOME RUN GAMES (2)

7/30/05 for TB vs. KC

8/13/09 for CIN vs. WSH

2-HOME RUN GAMES (7)

4/20/06 for TB vs. BOS

6/11/06 for TB at KC

6/17/07 for TB at COL

7/28/07 for TB vs. BOS

7/27/09 for CIN vs. SD

6/12/10 for CIN vs. KC

4/16/11 for CIN vs. PIT

LEADOFF HOME RUNS (0)

GRAND SLAMS (4)

4/12/06 for TB vs. BAL off Senny Real

8/7/07 for TB at DET off Jason Grilli

7/13/12 for OAK at MIN off Francisco Liriano

5/8/13 vs. MIN off Pedro Hernandez

PINCH-HIT HOME RUNS (7)

4/30/05 for TB at BAL off B.J. Ryan

6/28/08 for TB at PIT off Damaso Marte

6/16/12 for OAK vs. SD off Luke Gregerson

4/30/13 at TOR off Aaron Loup

5/30/13 at PHI off Jeremy Horst

7/3/13 vs. SD off Luke Gregerson

8/6/13 at HOU off Jose Cisnero

EXTRA-INNING HOME RUNS (2)

5/5/12 for OAK at TB off Joel Peralta (12th)

9/22/12 for OAK at NYY off Freddy Garcia (13th)

GAME-ENDING HOME RUNS (4)

7/9/05 for TB vs. DET off Troy Percival

4/8/10 for CIN vs. STL off Jason Motte

6/18/13 vs. TB (G2) off Joel Peralta

7/3/13 vs. SD off Luke Gregerson

INSIDE-THE-PARK HOME RUNS (0)



ALEX HASSAN 68

Full Name: Alexander Edward Hassan
Bats: Right **Throws:** Right **Height:** 6-3 **Weight:** 220
Opening Day Age: 25 (Turns 26 on April 1)
Born: April 1, 1988 in Quincy, MA
Resides: Milton, MA
Major League Service: None
Acquired: Selected in the 20th round of the 2009 June Draft
Signed By: Quincy Boyd (Red Sox)
Contract Status: Signed through 2014



OF

Career Highlights

- 🔴 Entering 6th pro season, his 3rd in Major League Spring Training camp.
- 🔴 Owns a lifetime .401 OBP in the minor leagues, including a .395 mark at Triple-A (152 games) and a .404 mark at Double-A (126 games).
- 🔴 Was ranked by *Baseball America* as having the best strike-zone judgment in his league in 2012 (Triple-A International League) and 2011 (Double-A Eastern League).
- 🔴 Has played as an outfielder in the Red Sox system despite being selected by BOS as a pitcher in the 2009 June Draft...Served as both closer and outfielder at Duke University.
- 🔴 Was born in Quincy, MA...Is a former 4-year letter winner at Boston College High School.
- 🔴 Participated in the 2013 Red Sox Rookie Development Program.
- 2013: Hit .321 (60-for-187) in 55 games with Triple-A Pawtucket in a season shortened by 2 trips to the DL...Had an 8-game rehab stint with Single-A Greenville.**
- 🔴 Reached safely via hit or walk in 57 of 64 total games, including 50 of 56 with the PawSox.
- 🔴 Combined for a .457 OBP, 3rd best among all minor leaguers with at least 200 AB...His .431 OBP with Pawtucket was the best mark among International Leaguers with at least 125 AB.
- 🔴 With the PawSox, hit .323 (23-for-65) against lefties and .320 (39-for-122) against righties.
- 🔴 Placed on Pawtucket's DL on 4/7 (retro to 4/4 season-opener) due to a calf strain.
- 🔴 Rehabbed with Greenville from 6/4-11, going 11-for-23 (.478) with 10 walks in 8 games.
- 🔴 Returned to Triple-A on 6/12 and made PawSox season debut on 6/14.
- 🔴 Hit 1st home run of the season with 2 outs in the 8th inning to break up a no-hit bid on 6/15 vs. Buffalo.
- 🔴 Led Pawtucket with .326 AVG (15-for-46) during June...Knocked a season-high 4 hits on 6/25 vs. Toledo.
- 🔴 Ranked 3rd in the IL with 18 walks in July.
- 🔴 Reached safely via hit or walk in 35 of his last 37 games of the year beginning with a season-long 18-game on-base streak from 7/6-28.
- 🔴 Hit a 3-run homer in the 7th inning on 7/12 vs. Rochester to provide the eventual winning run.
- 🔴 Suffered a fractured right middle finger attempting a bunt on 8/15 vs. Louisville...Placed on the DL on 8/16 and returned on 9/1 for the last 2 regular season games.
- 🔴 Played in all 9 of Pawtucket's playoff contests, going 3-for-32 with 5 walks.
- 🔴 Following the season, played for Licey in the Dominican Winter League...Hit .214 (12-for-56) with 6 walks in 17 games.
- 2012: Led Pawtucket with a .377 OBP (min. 100 AB) in his 1st extended Triple-A action.**
- 🔴 Drew 55 walks in 94 games, 2nd-most walks on the team and the 12th-highest total in the International League.
- 🔴 Missed time with 2 DL stints, from 7/28-8/3 due to a left shin laceration and from 8/14 through the remainder of the season with a leg injury.
- 🔴 Made just 1 error in 88 games in the outfield, including 60 appearances in left field and 30 in right...His .994 fielding percentage (175 TC) led all PawSox outfielders with at least 25 total chances.
- 🔴 Ranked among IL leaders in OBP (4th) and walks (7th) from the beginning of the year through his final game of the season on 8/13...Drew at least 10 walks in each of his 4 full months, April through July.
- 🔴 His 1st career Triple-A homer was a grand slam on 4/20 vs. Durham, with a season-high 4 RBI.
- 🔴 Batted .306 in June (25-for-80) and hit .304 in July (17-for-56), his last 2 full months of the season.
- 🔴 Posted a team season-high, 26-game on-base streak from 6/15-7/18, hitting .302 (26-for-86) with 19 walks in that stretch.

Alex
Hassan

Alex Hassan, Continued

2011: Named a mid-season Eastern League All-Star in his Double-A debut and spent the entire season with Portland.

- 🔥 Led the Red Sox farm system with a .404 OBP (min. 250 PA) and ranked 3rd among qualifying BOS minor leaguers with a .291 AVG (132-for-454).
- 🔥 Finished among Eastern League leaders in OBP (3rd), OPS (8th, .860), AVG (12th), and walks (4th, 76)...Topped the Sea Dogs in games (126), runs (75), hits, walks, and OBP.
- 🔥 Led Eastern League outfielders with a .995 fielding percentage (1 E/210 TC) over a team-high 119 games in the outfield...Appeared in LF (97 games), CF (14), and RF (8).
- 🔥 Batted .341 (42-for-123) with a .569 SLG vs. left-handers...Had a .329 AVG (26-for-79) when leading off.
- 🔥 Reached safely in 105 of 125 games with a PA, including 36 multi-hit efforts.
- 🔥 Hit safely in his 1st 12 games of the season from 4/7-21, batting .455 (20-for-44) with 11 RBI in that time...Was the franchise's 2nd-longest hitting streak to start a season.
- 🔥 Paced Eastern League in AVG (.411) and OBP (.494) in April...Remained the EL's leading hitter through 5/19 (.368).

- 🔥 Knocked a pair of homers on 8/9 vs. Akron for his 1st career multi-homer game.
- 🔥 Went 3-for-4 with a game-tying, 2-run homer in the 8th inning at Portland's "Futures at Fenway" contest on 8/20 vs. Binghamton, an eventual 6-4 Sea Dogs loss in 11 innings.
- 🔥 After the season, batted .253 (21-for-83) with 4 doubles, 2 homers, 7 RBI, and 15 walks in 25 games with Scottsdale of the Arizona Fall League.
- 🔥 Following the season, was rated by *Baseball America's* best tools survey as having the best strike-zone judgment in the Red Sox organization and in the Double-A Eastern League.

2010: Spent most of the year with High-A Salem in his 1st full professional season.

- 🔥 Finished among Carolina League leaders in OBP (3rd, .397), walks (4th, 57), and AVG (10th, .287)...Ranked 6th among qualifying Red Sox minor leaguers in AVG.
- 🔥 Also played 3 games (1 start) for Triple-A Pawtucket from 6/22-24.
- 🔥 Was 3rd in the Carolina League with a .332 AVG (64-for-193) after the All-Star break.
- 🔥 Posted team-high hitting (15 games, 7/27-8/12) and on-base (23, 7/21-8/13) streaks with Salem.
- 🔥 Reached safely in each of his last 27 home games beginning 7/1.

2009: Hit .328 (41-for-125) with 2 homers and 18 RBI between Single-A Greenville and Short-A Lowell in his 1st pro season.

- 🔥 Spent most of the year with the Spinners, leading the club (min. 15 AB) with a .333 AVG (31-for-93)...Hit safely in his 1st 9 pro games from 8/1-9.
- 🔥 Had a hit in 28 of 33 combined contests with an AB, including 7 of his 8 games with Greenville from 8/22-28.
- 🔥 Started each of Lowell's 3 playoff games against Staten Island.

Personal

- 🔥 A 2-way player at Duke, hit .342 with 3 homers, 39 RBI and a club-high 56 runs as a junior in 2009 while going 2-2 with 4.10 ERA, 34 SO and 8 saves in 26.1 innings over 16 games (1 start) from the mound...Named to the All-Ping! Baseball Team in 2009 as a utility player, earning 8 saves as the Blue Devils closer and batting .342 (75-for-219) as an outfielder.
- 🔥 Pitched and served as a position player for Orleans of the Cape Cod League in 2008 and 2009...Named to the Cape League All-Star Team in 2009 as the utility player.
- 🔥 Was a 4-year letter winner at Boston College High School.
- 🔥 Accepted a Special Achievement Award on behalf of the Lowell Spinners at the 2010 Boston Baseball Writers Dinner.

IN THE COMMUNITY

Alex was involved in local community outreach as part of the Sox Rookie Program in January 2013 including visiting the Jimmy Fund and Children's Hospital Boston...Also attended the Red Sox Foundation's Casino Night.

Alex Hassan, Continued

Alex Hassan's Career Record

YEAR	CLUB	AVG.	G	AB	R	H	2B	3B	HR	RBI	SH	SF	HB	BB	SO	SB	CS	E
2009	Lowell	.333	26	93	14	31	5	1	1	11	1	1	0	8	11	1	1	1
	Greenville	.313	8	32	6	10	3	1	1	7	0	0	0	2	7	0	0	0
2010	Salem	.287	104	342	46	98	28	3	8	48	0	4	8	57	69	6	1	2
	Pawtucket	.000	3	3	0	0	0	0	0	1	0	1	0	0	0	0	0	0
2011	Portland	.291	126	454	75	132	34	1	13	64	0	3	12	76	79	8	2	1
2012	Pawtucket	.256	94	312	39	80	13	0	7	46	0	4	8	55	70	1	1	1
2013	Pawtucket	.321	55	187	26	60	14	0	4	28	0	1	1	36	50	0	1	3
	Greenville	.478	8	23	4	11	2	0	0	7	0	0	0	10	2	0	0	0
Minor League Totals		.292	424	1446	210	422	99	6	34	212	1	14	29	244	288	16	6	8

2009 Signed by the Boston Red Sox as a 20th-round selection in the June Draft

Alex
Hassan



JONATHAN HERRERA 10

Full Name: Jonathan Alejandro Herrera
Bats: Switch **Throws:** Right **Height:** 5-9 **Weight:** 180
Opening Day Age: 29
Born: November 3, 1984 in Maracaibo, VZ
Resides: Maracaibo, VZ
Major League Service: 4 years, 1 day
Acquired: From Colorado in exchange for LHP Franklin Morales and RHP Chris Martin on December 18, 2013
Signed By: Francisco Cartaya and Rolando Fernandez (Rockies)
Contract Status: Signed through 2014



INF

Career Highlights

- 🔹 Beginning 1st season with BOS after being acquired from the Rockies in December.
- 🔹 Has appeared in 375 ML games in his career, all with COL over parts of 5 seasons (2008, 2010-13)...Has spent the last 3 seasons entirely on COL's ML roster...Signed with the Rockies as a 17-year-old in 2002.
- 🔹 Owns a career .985 fielding percentage in 181 games at 2B, a .983 mark in 114 games at SS, and has not committed an error in 43 career games at 3B.
- 🔹 Is 1 of 4 major leaguers to appear in at least 5 games at SS, 2B, and 3B in each of the last 4 seasons...The others are Alberto Gonzalez, Maicer Izturis, and Nick Punto.
- 🔹 Switch hitter has a .271 AVG/.336 OBP/.331 SLG line vs. RHP compared to .248 AVG/.295 OBP/.336 SLG vs. LHP.
- 🔹 **2013: Posted a single-season career-high .292 AVG (57-for-195) in 81 games with the Rockies.**
- 🔹 Also had a career-best .364 SLG and .701 OPS.
- 🔹 Batted .317 (46-for-145) from the left side of the plate and hit .220 (11-for-50) against left-handed pitching.
- 🔹 Made 45 starts, including 28 at SS, 16 at 2B, and 1 at 3B...Also appeared in 2 games in LF, his first OF experience in the majors.
- 🔹 Hit .293 on the road and .291 at home.
- 🔹 Posted a .351 AVG (13-for-37) in games he did not start...Went 7-for-15 (.467) as a pinch-hitter.
- 🔹 Had single-month highs with 17 games and 52 PA in June, and hit .292 (14-for-48) in the month.
- 🔹 Batted .312 (44-for-141) over his final 57 games of the year beginning on 6/4, including a .314 clip (22-for-70) after the All-Star break.
- 🔹 **2012: Spent 2nd straight full season on Rockies' ML roster but missed time with 2 DL stints.**
- 🔹 Saw playing time at SS (42 games, 34 starts), 2B (19 games, 12 starts), and 3B (13 games, 9 starts).
- 🔹 Hit .330 (31-for-94) against the NL West.
- 🔹 Batted .272 (47-for-173) from the left side and .231 (12-for-52) from the right side.
- 🔹 Hit .290 (9-for-31) with 1 double, 1 home run and 6 runs in April.
- 🔹 Missed nearly a month on the DL from 5/23-6/21 with a strained right hamstring...Played 5 games on rehab with Double-A Tulsa prior to 6/22 activation.
- 🔹 Landed on the DL again on 7/17 (retro to 7/16) due to a left wrist infection and was activated on 7/31...Had a 4-game rehab stint with Triple-A Colorado Springs.
- 🔹 Batted .325 (13-for-40) with 3 doubles in September/October, including .500 (11-for-22) over his last 8 games.
- 🔹 Following the season, played in 36 games for Bravos de Margarita in the Venezuelan Winter League...Appeared at 2B, 3B, SS, and LF.
- 🔹 **2011: Played a career-high 104 games with the Rockies in his 1st full season in the majors.**
- 🔹 Hit .286 (46-for-161) with 6 of his 9 extra-base hits on the road.
- 🔹 Posted a .992 fielding percentage in 62 games at 2B (2 E/247 TC)...Also played SS (21 games), and 3B (9)...Committed just 3 errors between the 3 positions.
- 🔹 Received 55 of his 62 starts at 2B...Started at 2B in 47 of Colorado's first 81 games through 6/30 before Mark Ellis was acquired that day...Appeared in 40 games (15 starts) over the duration of the season.
- 🔹 Filled in for Troy Tulowitzki at SS for 5 games from 7/4-8 and went 8-for-17 (.471) with 3 walks in that time.
- 🔹 Had a season-long 9-game hitting streak from 4/8-17 (.412 AVG, 14-for-34), beginning with his 2nd game of the year.
- 🔹 Began season-ending 60-day DL stint on 9/6 due to a fractured right index finger.



Jonathan Herrera, Continued

Jonathan
Herrera

2010: Had 2 stints with Colorado after beginning the year with Triple-A Colorado Springs.

- ☛ Hit .284 (63-for-222) in 1st ML action since 2008...Tied for the club lead with 7 sac hits...Also had 3 sacrifice flies...His 10 total sacrifices led the team.
- ☛ Played at 2B (57 games), 3B (16), and SS (7) with the Rockies.
- ☛ Selected to Rockies roster on 5/31 and remained with the team until 8/3 option.
- ☛ Started all 33 Rockies games during the month-plus that Troy Tulowitzki missed from 6/18-7/26, with 32 at 2B and 1 at SS...Batted .321 (42-for-131) with 14 RBI, 13 walks, and 18 runs in that time.
- ☛ Set a career-high with 4 hits on 6/19 vs. MIL (4-for-5).
- ☛ Batted .300 (18-for-60) in 29 games after his return from Triple-A from 8/21 through the end of the season, including .320 (16-for-50) with 8 walks and 9 runs in 14 starts after his recall in late August.
- ☛ In 58 games for the Sky Sox, hit .261 (58-for-222) with nearly as many walks (27) as strikeouts (29).
- ☛ After the season, played 38 games for Caribes de Anzoategui of the Venezuelan Winter League...Hit .219 (23-for-105) but drew 20 walks for a .344 OBP.

2009: Played the entire season with Triple-A Colorado Springs as the club's regular shortstop.

- ☛ Hit .268 (102-for-381) with 33 RBI and 63 runs scored in 119 games.
- ☛ Was his 2nd season as the Sky Sox regular SS.
- ☛ Re-signed with the Rockies on 2/20 after being non-tendered after the 2008 season.
- ☛ Reached safely in 30 consecutive games from 4/13-5/19, the season's 4th-longest streak in the Pacific Coast League...In that time, hit .304 (31-for-102) with 18 walks and a .410 OBP during that stretch.
- ☛ Had at least a .280 AVG in April (.283), May (.297), July (.300), and August (.310).
- ☛ Hit .286 (40-for-140) after the All-Star break.
- ☛ Played 2B, SS, and 3B for Caribes de Anzoategui of the Venezuelan Winter League after the season.

2008: Played 1st season at Triple-A and also made ML debut with 28 games for the Rockies.

- ☛ Began the season with Colorado Springs.
- ☛ Recalled to COL on 4/30 and made ML debut that day at SF with a start at 2B...Went 0-for-2 with a walk.
- ☛ Hit .230 (14-for-61) in 28 games with the Rockies from 4/30-6/13, including .313 (5-for-16) with runners in scoring position.
- ☛ Optioned back to Colorado Springs on 6/15 for the duration of the season.
- ☛ Totaled a .310 AVG (70-for-226) in 66 games over 2 stints with the Sky Sox...Led Colorado Springs with 15 stolen bases.
- ☛ Homered from both sides of the plate in his season debut, 4/3 at Tucson.
- ☛ After the season, played 48 games for Caribes de Anzoategui of the Venezuelan Winter League.

2007: Spent the full season with COL's Double-A Tulsa affiliate and named to the Texas League's mid-season All-Star team.

- ☛ Led the TL with 17 sacrifice hits and ranked 3rd in the league with 509 at-bats...Had the 4th-best rate of PA per strikeouts (8.3).
- ☛ Topped TL shortstops with 614 total chances, 400 assists, and 99 double plays.
- ☛ Started at SS and batted leadoff for the Texas League All-Stars on 6/26 in Corpus Christi, TX...Went 0-for-2 in the exhibition.
- ☛ Played for Caribes in the Venezuelan Winter League after the season.

2006: Hit .310 (151-for-487) in 127 games for COL's High-A Modesto club.

- ☛ Ranked among California League leaders in AVG (7th), stolen bases (3rd, 34), and triples (T-4th, 8).
- ☛ Finished among Rockies organizational leaders in AVG (4th) and steals (5th).
- ☛ Named Rockies Minor League Player of the Month for June, when he hit .311 (28-for-90) with 3 triples, 3 homers, 15 RBI, 11 walks, and 6 stolen bases.
- ☛ Hit .338 (73-for-216) after the All-Star break.
- ☛ Went 5-for-5 with a double, homer, stolen base, and 3 runs scored on 8/24 vs. Visalia.
- ☛ After the season, hit .301 (46-for-153) for Caribes de Oriente in the Venezuelan Winter League.
- ☛ Named the Rockies' 14th-best prospect by *Baseball America* following the season...*Baseball America* also rated him as the California League's 10th-best prospect.

2005: Split season between Single-A Asheville and High-A Modesto, combining to hit .270 in 92 games.

- ☛ Began the year on Asheville's DL after suffering a sprained right hand on 3/27.
- ☛ Made season debut with Asheville on 5/5 and hit safely in his 1st 11 games of the year.

Jonathan Herrera, Continued

☛ Reached base safely via hit or walk in 16 of 19 games with the Tourists before 6/12 promotion to Modesto, where he remained for the duration of the season.

☛ Hit almost strictly in leadoff spot in his High-A debut...Played 51 games at short, but also had 19 games at 2B.

2004: Was Single-A Asheville's primary shortstop in his 1st full pro season.

☛ Missed over a week of action from 5/13-20 due to a strained right hamstring.

☛ Batted .326 (29-for-89) over final 25 games beginning on 8/9...Raised final average from .265 to .279.

2003: In 1st season in the U.S., hit .308 (49-for-159) in 39 games for Rookie-level Casper.

☛ Batted .339 (40-for-118) over his 1st 30 games through 7/21.

☛ Missed the next month and went just 9-for-41 (.220) in 9 games after late August return.

☛ Was successful in his last 9 stolen base attempts.

2002: Spent 1st professional season in the Dominican Summer League.

☛ Hit .300 with 10 doubles and 22 RBI in 61 games...Stole 23 bases in 29 attempts.

Personal

☛ Attended Manuel Segundo Sanchez school in Venezuela.

Jonathan Herrera's Career Record

YEAR	CLUB	AVG.	G	AB	R	H	2B	3B	HR	RBI	SH	SF	HB	BB	SO	SB	CS	E
2003	Casper	.308	39	159	27	49	7	1	1	25	4	1	2	10	25	12	3	11
2004	Asheville	.279	95	380	71	106	20	2	6	35	3	2	7	26	80	21	12	24
2005	Asheville	.310	19	87	17	27	2	0	0	5	0	1	3	8	11	6	6	4
	Modesto	.258	73	310	48	80	9	4	2	30	8	1	3	23	52	9	4	12
2006	Modesto	.310	127	487	87	151	20	8	7	77	13	7	3	58	67	34	15	22
2007	Tulsa	.257	131	509	65	131	24	4	3	40	17	3	8	36	69	18	12	22
2008	COLORADO	.230	28	61	5	14	1	1	0	3	1	0	0	4	10	1	1	2
	Colo. Springs	.310	66	226	40	70	7	0	3	31	2	1	2	19	30	15	2	4
2009	Colo. Springs	.268	119	381	63	102	11	5	2	33	14	3	3	49	51	16	5	11
2010	COLORADO	.284	76	222	34	63	6	2	1	21	7	3	0	25	36	2	2	4
	Colo. Springs	.261	58	222	30	58	6	1	2	17	7	3	1	27	29	3	3	3
2011	COLORADO	.242	104	281	28	68	5	1	3	14	10	0	1	28	40	4	4	3
2012	COLORADO	.262	86	225	29	59	9	1	3	12	7	0	2	16	39	4	1	3
	Colo. Springs	.167	4	12	1	2	1	0	0	1	0	0	0	0	1	0	0	0
2013	COLORADO	.292	81	195	16	57	7	2	1	16	4	2	0	14	24	3	2	5
Major League Totals		.265	375	984	112	261	28	7	8	66	29	5	3	87	149	14	10	17
Minor League Totals		.281	731	2,773	451	779	107	25	27	295	70	22	32	256	415	134	62	113

2002 Signed by the Colorado Rockies as an international free agent on 4/6

2009 Re-signed with the Colorado Rockies as a minor league free agent on 2/20

2011 On disabled list with a fractured right index finger, 9/6 through remainder of season

2012 On disabled list with a strained right hamstring, 5/23-6/21

2012 On disabled list with a left wrist infection, 7/16-7/30

2013 Acquired by the Boston Red Sox in exchange for LHP Franklin Morales and RHP Chris Martin on 12/18

Additional Batting Statistics

YEAR	CLUB	OBP	SLG	OPS	TB	GDP
2008	COLORADO	.277	.279	.556	17	0
2010	COLORADO	.352	.342	.694	76	2
2011	COLORADO	.313	.299	.612	84	7
2012	COLORADO	.317	.351	.668	79	5
2013	COLORADO	.336	.364	.701	71	6
Major League Totals		.325	.332	.658	327	20

Jonathan Herrera, Continued

Career Fielding Record

YEAR	CLUB	POS	PCT.	G	GS	PO	A	E	TC	DP
2008	COLORADO	2B	.976	21	12	34	48	2	84	13
	COLORADO	SS	1.000	2	1	2	4	0	6	0
2010	COLORADO	2B	.984	57	47	91	149	4	244	32
	COLORADO	3B	1.000	16	5	3	10	0	13	3
	COLORADO	SS	1.000	7	1	1	1	0	2	0
2011	COLORADO	2B	.992	62	55	94	151	2	247	30
	COLORADO	3B	1.000	9	1	1	4	0	5	0
	COLORADO	SS	.971	21	6	11	23	1	35	5
2012	COLORADO	2B	1.000	19	12	26	32	0	58	6
	COLORADO	3B	1.000	13	9	7	13	0	20	2
	COLORADO	SS	.981	42	34	53	101	3	157	15
2013	COLORADO	2B	.968	22	16	34	56	3	93	11
	COLORADO	3B	1.000	5	1	1	1	0	2	0
	COLORADO	SS	.986	42	28	50	94	2	146	27
	Career Totals	2B	.985	181	142	279	436	11	726	92
		3B	1.000	43	16	12	28	0	40	5
		SS	.983	114	70	117	223	6	346	47

Jonathan
Herrera

Career Single-Game Highs

HITS	4, 6/19/10 for COL vs. MIL
DOUBLES	1, 28 times, last 9/19/13 for COL vs. STL
HOME RUNS	1, 8 times, last 7/7/13 for COL at ARI
RBI	3, 3 times, last 4/14/11 (G2) for COL at NYM
RUNS SCORED	3, 2 times, last 5/4/12 for COL vs. ATL
WALKS	3, 3 times, last 8/10/13 for COL vs. PIT
STRIKEOUTS	3, 2 times, last 8/22/12 for COL at NYM
STOLEN BASES	2, 2 times, last 6/23/12 for COL at TEX
HITTING STREAK	13, 6/30/10-7/17/10
EJECTIONS	None

Home Run Notes

MULTI-HOME RUN GAMES (0)
LEADOFF HOME RUNS (0)
GRAND SLAMS (0)
PINCH-HIT HOME RUNS (0)
EXTRA-INNING HOME RUNS (0)
GAME-ENDING HOME RUNS (0)
INSIDE-THE-PARK HOME RUNS (0)

How They Were Obtained — 2014 Red Sox 40-Man Roster

Amateur Draft Picks (14): Bradley Jr. (2011-compensation round), Brentz (2010-compensation round), Britton (2007-23rd round), Buchholz (2005-compensation round), Cecchini (2010-4th round), Hassan (2009-20th round), Lavarney (2008-6th round), Lester (2002-2nd round), Middlebrooks (2007-5th round), Pedroia (2004-2nd round), Ranaudo (2010-compensation round), Vazquez (2008-9th round), Wilson (2009-2nd round), Workman (2010-2nd round).

By Trade (9): Badenhop (From Brewers, Nov. 2013), Breslow (From Diamondbacks, July 2012), Carp (From Mariners, Feb. 2013), De La Rosa (From Dodgers, Oct. 2012), Herrera (From Rockies, Dec. 2013), Holt (From Pirates, Dec. 2012), Peavy (From White Sox, July 2013), Webster (From Dodgers, Aug. 2012), Wright (From Indians, July 2012).

Free Agents (14): Butler (July 2009), Dempster (Dec. 2012), Gomes (Dec. 2012), Lackey (Dec. 2009), Miller (Dec. 2010), Mujica (Dec. 2013), Napoli (Jan. 2013), Nava (Jan. 2008), Ortiz (Jan. 2003), Pierzynski (Dec. 2013), Ross (Nov. 2012), Sizemore (Jan. 2014), Uehara (Dec. 2012), Victorino (Dec. 2012).

International Free Agents (3): Bogaerts (Aug. 2009), Doubront (July 2004), Tazawa (Dec. 2008).

RICH HILL 56

Full Name: Richard Joseph Hill
Bats: Left **Throws:** Left **Height:** 6-5 **Weight:** 220
Opening Day Age: 34
Born: March 11, 1980 in Boston, MA
Resides: South Boston, MA
Major League Service: 6 years, 37 days
Acquired: Signed as a free agent on February 8, 2014
Signed By: Scott May (Cubs)
Contract Status: Signed through 2014



LHP

Non-Roster Invitee

Career Highlights

- 🔥 Boston native is in his 2nd stint with the Red Sox in 2014, having also spent the 2010, 2011, and 2012 seasons with the club.
- 🔥 Has appeared in majors in each of last 9 seasons with the Cubs (2005-08), Orioles (2009), Red Sox (2010-12), and Indians (2013).
- 🔥 Over his ML career, has held lefties to a .215 AVG (94-for-438).
- 🔥 Has averaged 8.5 SO/9.0 IP (442 SO/465.2 IP) in his big league career, including 99 SO in 81.0 IP as a reliever (11.0 SO/9.0 IP)...Owns an 11.8 SO rate (847 SO/647.0 IP) in the minors.
- 🔥 In his 40 career appearances with the Red Sox, has gone 2-0 with a 1.14 ERA (4 ER/31.2 IP) with 36 SO and a .217 opponent AVG (25-for-115)...That ERA is the best mark in club history among pitchers with at least 25.0 IP.

2013: Was a non-roster invite to CLE spring training and broke camp with the club, making the Indians' Opening Day roster.

- 🔥 Set career highs in the majors as a reliever in appearances (63), innings (38.2), and SO (51).
- 🔥 No runs allowed in 46 of 63 appearances and no ER in 48 of the 63 games.
- 🔥 Finished with 13 holds, 2nd most on the team.
- 🔥 Averaged 11.9 SO/9.0 IP (51 SO/38.2 IP).
- 🔥 Held lefties to a .238 AVG (20-for-84) with 2 HR.
- 🔥 Had a 3.09 ERA (4 ER/11.2 IP) and held opponents to a .195 AVG (8-for-41) over his first 16 games of the season compared to a 7.67 ERA (23 ER/27.0 IP) with a .280 AVG (30-for-107) in his last 47 games.
- 🔥 Stranded 51 of his AL-high 63 inherited runners...His inherited runners scored rate of 19.0% was 8th lowest in the AL.
- 🔥 Snapped a streak of 51 consecutive games (40.2 IP) without allowing a HR when Andy Dirks hit one on 5/11 at DET...Was his 1st HR allowed in his ML career as a reliever and his 1st allowed overall since 7/21/09 vs. NYY.

2012: Limited to 25 games with the Red Sox after returning from Tommy John surgery in April and missing time from mid-June through August with a left elbow strain.

- 🔥 Began the season on the 15-day DL while recovering from Tommy John surgery performed on 6/9/11...Combined for a 2.00 ERA (2 ER/9.0 IP) with 2 BB, 18 SO in 8 rehab games for Single-A Greenville (2 G), High-A Salem (3 G) and Triple-A Pawtucket (3 G) before being activated from the DL on 4/27.
- 🔥 On 4/29 at CWS, made his 1st ML appearance since 6/1/11, and allowed 1 run in 0.2 IP...Was his 1st run allowed with Boston, snapping a record 15-game scoreless stretch to begin a Red Sox career (12.0 IP).
- 🔥 Posted a 9-game scoreless stretch from 5/1-19 (7.2 IP) and a career-high 8-game hitless streak from 5/4-19 (6.0 IP), tying the longest all-time hitless games stretch for a Red Sox pitcher, last by Hideki Okajima from 9/17/08-4/7/09...Allowed just 3 base runners during that 8-game stretch, all walks.
- 🔥 Earned the win with a scoreless 9th on 5/26 vs. TB, his 1st victory since 9/14/10 at SEA.
- 🔥 Allowed 2 runs on 5/31 vs. DET, the only time he's allowed multiple runs since joining the Sox in 2010.
- 🔥 Landed back on the 15-day DL on 6/10 (retro to 6/9) with a left elbow strain and transferred to the 60-day DL on 7/6...In 8 rehab appearances between the Rookie-level GCL Red Sox (2 G), Double-A Portland (1 G) and Pawtucket (5 G), went 1-1 with a 2.45 ERA (2 ER/7.1 IP) and 9 SO...Was activated on 9/1.
- 🔥 Was not charged with a run in 6.0 innings over 8 appearances after coming off the DL on 9/1...Did not allow a run in a season-high 10 straight games overall to end the season dating back to 6/3, throwing 8.0 frames with 12 SO in that stretch.



Rich Hill, Continued

- 22 of his 25 ML appearances were scoreless, 16 were hitless, and 9 were perfect.
- Allowed just 1 run in 13 games against the AL East (10.1 IP) for a 0.87 ERA, and also recorded 12 SO in those contests.
- 14 of 15 outings at Fenway were scoreless...Posted a 1.38 ERA (2 ER/13.0 IP) at home.
- Held lefties to a .205 AVG (8-for-39) while right-handers hit .273 (9-for-33) off him.
- Recorded 6 holds, a career single-season high (prev. 3 in 2011).

2011: Limited to 9 games with the Red Sox due to season-ending Tommy John Surgery.

- Was placed on the 15-day DL on 6/3 (retroactive to 6/2) and underwent successful surgery on 6/9 to reconstruct a torn ulnar collateral ligament in his left arm, performed by Dr. James Andrews in Pensacola, FL...Was transferred to the 60-day DL on 6/27.
- Selected to active ML roster from Triple-A Pawtucket on 5/5...Did not allow a run in 9 outings spanning 8.0 IP out of the bullpen for Boston...Retired 24 of 31 batters faced with at least 1 SO in 8 of the 9 games (12 total).
- Held opponents to a .115 AVG (3-for-26), including .071 vs. lefties (1-for-14).
- Began the year with Pawtucket...Went 1-0 with 1 save and a 1.13 ERA (2 ER/16.0 IP) over 10 relief appearances with the PawSox, allowing ER's in only 1 game.
- With Pawtucket, had 18 SO and held opponents to a .143 AVG (8-for-56), including .100 (2-for-20) vs. lefties.

2010: Split the season between the St. Louis and Boston organizations, including 6 relief outings for the Red Sox in September.

- Signed with BOS as a minor league free agent on 6/30 and selected to the ML roster on 9/13, throwing 4.0 scoreless innings over 6 relief outings...Became the 93rd Massachusetts-born player to appear in a game for the Red Sox...Held left-handed hitters to a .125 AVG (1-for-8).
- Earned the win in his Red Sox debut on 9/14 at SEA, retiring the only batter he faced to end the 7th inning...Became the 1st pitcher to win his BOS debut in relief since Anastacio Martinez on 5/22/04 vs. TOR.
- Assigned to Pawtucket after signing minor league deal with the Red Sox and went 3-1 while leading the PawSox with a 3.74 ERA (22 ER/53.0 IP) in 19 games (6 starts) beginning with his 7/1 debut.
- Combined to go 7-4 with a 4.00 ERA (44 ER/99.0 IP) and 102 SO in 42 combined Triple-A appearances (10 starts) between the Triple-A Cardinals Memphis affiliate and Pawtucket.

2009: Was limited to 14 games (13 starts) for Baltimore due to a pair of DL stints.

- Began the season on the DL with a strained left elbow...Was activated on 5/15 but hit the DL again on 7/29 with left shoulder inflammation and missed the remainder of the season.
- Baltimore went 8-5 in his 13 starts, including a 6-1 mark in his first 7 assignments.
- Made a combined 4 rehab starts between Single-A Frederick and Triple-A Norfolk and posted a 1.65 ERA in those games (3 ER/16.1 IP).
- Earned the win in his season debut on 5/16 at KC...Also earned the victory on 6/1 at SEA with a season-high 7 SO over 7.0 scoreless IP.

2008: Endured 4 stints on the disabled list due to a back muscle strain and a left calf strain.

- Broke camp with the Cubs, but made just 5 starts before being optioned to Triple-A Iowa on 5/3 and did not pitch again in the majors that season.
- Recorded 57 SO over 47.2 innings in the minor leagues between Iowa, Double-A Daytona, and the Rookie-level Arizona League Cubs (rehab).
- Landed on the DL twice with Iowa, from 5/17-29 and 6/22-7/15...Reinstated on 7/16 and immediately transferred to Double-A Daytona, where he hit the DL again from 8/4-30...Was reinstated on 8/31, recalled to the Cubs and immediately placed on the major league DL, missing the rest of the season.

2007: Set career bests in wins (11), ERA (3.92), games (32), starts (32), IP (195.0) and SO (183) with the Cubs in his 1st full ML season.

- Led National League LHP and ranked 5th overall in the league in SO...Also finished 5th in the NL with a .235 opponent AVG (170-for-724).
- Received just 3.4 runs of support, the 2nd-lowest mark in the majors.
- Led ML starters with a .191 AVG (29-for-152) against left-handed hitters...Among NL starters, finished 3rd in both opponent OBP (.263) and opponent SLG (.309) vs. left-handers.
- Allowed 1 run on 1 hit, a HR by Cory Hart, with no BB and 6 SO over 7.0 innings in his 1st start of the season, 4/6 at MIL...Owned a 0.41 ERA (1 ER/22.0 IP) after his first 3 starts.
- Of his 32 outings, 17 were quality starts...Finished tied for 4th among NL LHP with 17 outings of allowing 2 ER or less...Struck out at least 5 batters on 23 occasions.



Rich Hill, Continued

POSTSEASON: Took the loss in Game 3 of the NLDS on 10/6 vs. ARI...Worked 3.0 innings and allowed 3 runs on 6 hits.

2006: Split the season between Triple-A Iowa and Chicago.

- 🔥 Had 2 stints with Chicago, from 5/1-20 and 7/27 through the remainder of the season.
- 🔥 Earned his 1st career ML victory on 8/1 vs. ARI.
- 🔥 Went 3-1 while leading the NL with both a 1.84 ERA (10 ER/49.0 IP) and 52 SOs over last 7 starts, 8/26-9/27.
- 🔥 Notched both of the Cubs CG's on the year, doing it in back-to-back starts, 9/16 vs. CIN and 9/22 at CIN (5.0 IP).
- 🔥 Collected a pair of double-digit SO games, including 11 on 9/6 vs. PIT and 10 in a 2-hit SHO on 9/16 vs. CIN.
- 🔥 Began the season with Iowa and made 15 starts over 2 stints in Triple-A, going 7-1 with a 1.80 ERA (20 ER/100.0) and 135 SO...Finished 2nd in the Pacific Coast League with 135 SO despite making his final appearance with the club on 7/22.
- 🔥 Started the PCL All-Star Game, 7/12 in Toledo...Was named the game's Most Valuable Pitcher after fanning 2 batters in 2.0 scoreless innings against the International League.
- 🔥 Following the season, was chosen as the left-handed pitcher on the Topps/Minor League Baseball Triple-A All-Star team...Had twice earned PCL Pitcher of the Week honors: 4/6-16 and 5/29-6/4.

2005: Pitched at 3 minor league levels for the Cubs and made his ML debut.

- 🔥 Pitched in 10 games (4 starts) over 3 big league stints.
- 🔥 Made his ML debut on 6/15 vs. FLA in relief (1.0 IP, 2 R).
- 🔥 Made 1st career big league start on 7/25 vs. SF (ND, 5.0 IP, 2 R).
- 🔥 Went 11-4 with a 3.31 ERA (48 ER/130.2 IP) in the minor leagues between High-A Peoria, Double-A West Tennessee and Triple-A Iowa.
- 🔥 Led all full-season minor league pitchers with 13.36 SO/9.0 innings (194 SO/130.2 IP)...Ranked 3rd in the minors overall in SO.
- 🔥 Was named the PCL Pitcher of the Week for 8/15-21.
- 🔥 After the season, selected as the No. 5 Cubs prospect and the No. 14 prospect in the PCL by *Baseball America*.

2004: Pitched for Single-A Daytona and led the club with 136 SO in 109.1 IP.

- 🔥 Went 7-6 with a 4.03 ERA in 28 games (19 starts)...Posted a 3.93 ERA (39 ER/89.1 IP) as a starter.
- 🔥 Struck out 10 batters in back-to-back outings, 5/20 vs. Tampa and 5/25 at Fort Myers.
- 🔥 After that season, was rated by *Baseball America* having the best curveball in the Cubs organization.

2003: Split the season between Single-A Lansing and Short-A Boise.

- 🔥 Combined to fan 149 batters in 97.2 IP...Went 1-7 with a 3.87 ERA (42 ER).
- 🔥 Began the season at Lansing before a 6/16 transfer to Boise at the start of the Northwest League schedule.

2002: Played in 6 games, including 5 starts, to begin his pro career at Short-A Boise.

Personal

- 🔥 Married to Caitlin.
- 🔥 Is a 1999 graduate of Milton (MA) High School.
- 🔥 Attended the University of Michigan where he pitched for 3 seasons from 2000-02.

IN THE COMMUNITY

While with the Red Sox in 2012, Rich attended Picnic in the Park benefitting the Red Sox Foundation...Participated in the Fort Myers "Days of Service," stuffing backpacks with food for children at Treeline Elementary School...Was involved with Mayor Menino's tomato giveaway...Also visited children at the Franciscan Hospital for Children and participated in a player/fan photo session...Was involved with Sox Talks for children from at-risk neighborhoods in Boston in 2011 and 2012, in addition to attending Picnic in the Park benefitting the Red Sox Foundation...In 2011, visited Camp Harbor View and appeared at a Blohards Luncheon in New York...Also took part in the Lee County Boys & Girls Club dinner and participated in the Children's Hospital of Southwest Florida golf tournament.

Rich Hill, Continued

Rich Hill's Career Record

YEAR	CLUB	W-L	ERA	G	GS	CG	SHO	SV	IP	H	R	ER	HR	HB	BB	SO	WP	BK
2002	Boise	0-2	8.36	6	5	0	0	0	14.0	15	19	13	0	3	14	12	4	0
2003	Lansing	0-1	2.76	15	4	0	0	0	29.1	14	12	9	0	3	36	50	9	0
	Boise	1-6	4.35	14	14	0	0	0	68.1	57	40	33	5	9	32	99	5	1
2004	Daytona	7-6	4.03	28	19	0	0	0	109.1	88	64	49	9	19	72	136	12	5
2005	West Tenn.	4-3	3.28	10	10	0	0	0	57.2	42	22	21	9	2	21	90	0	0
	Peoria	1-0	1.13	1	1	0	0	0	8.0	5	2	1	0	0	0	12	0	0
	Iowa	6-1	3.60	11	10	1	0	0	65.0	53	28	26	11	4	14	92	2	0
	CHICAGO (NL)	0-2	9.13	10	4	0	0	0	23.2	25	24	24	3	1	17	21	0	0
2006	Iowa	7-1	1.80	15	15	0	0	0	100.0	62	22	20	3	5	21	135	2	0
	CHICAGO (NL)	6-7	4.17	17	16	2	1	0	99.1	83	51	46	16	2	39	90	3	0
2007	CHICAGO (NL)	11-8	3.92	32	32	0	0	0	195.0	170	89	85	27	12	63	183	1	1
2008	Iowa	2-4	5.88	7	7	0	0	0	26.0	22	19	17	4	2	28	32	3	0
	Daytona	1-2	8.03	3	3	0	0	0	12.1	12	12	11	0	3	11	14	1	0
	Mesa	1-1	2.89	3	3	0	0	0	9.1	5	5	3	0	1	5	11	1	0
	CHICAGO (NL)	1-0	4.12	5	5	0	0	0	19.2	13	9	9	2	1	18	15	1	0
2009	Norfolk	1-1	1.35	3	3	0	0	0	13.1	5	2	2	1	1	9	14	0	0
	Frederick	0-1	3.00	1	1	0	0	0	3.0	1	1	1	0	1	0	3	0	0
	BALTIMORE	3-3	7.80	14	13	0	0	0	57.2	68	53	50	7	1	40	46	1	1
2010	Memphis	4-3	4.30	23	4	0	0	0	46.0	35	26	22	5	8	30	47	1	1
	Pawtucket	3-1	3.74	19	6	0	0	0	53.0	45	22	22	3	9	29	55	1	2
	BOSTON	1-0	0.00	6	0	0	0	0	4.0	5	0	0	0	0	1	3	0	0
2011	Pawtucket	1-0	1.13	10	0	0	0	1	16.0	8	3	2	1	1	5	18	0	0
	BOSTON	0-0	0.00	9	0	0	0	0	8.0	3	0	0	0	1	3	12	1	0
2012	Greenville	0-0	4.50	2	2	0	0	0	2.0	2	1	1	0	0	0	5	0	0
	BOSTON	1-0	1.83	25	0	0	0	0	19.2	17	4	4	0	0	11	21	0	0
	Salem	0-0	0.00	3	3	0	0	0	4.0	1	0	0	0	1	1	8	0	0
	Pawtucket	1-0	1.13	8	0	0	0	0	8.0	3	1	1	1	0	2	10	0	0
	GCL Red Sox	0-1	13.50	2	1	0	0	0	1.1	0	2	2	0	0	2	3	0	0
	Portland	0-0	0.00	1	0	0	0	0	1.0	1	0	0	0	0	0	1	0	0
2013	CLEVELAND	1-2	6.28	63	0	0	0	0	38.2	38	30	27	3	2	29	51	6	1
Major League Totals		24-22	4.74	181	70	2	1	0	465.2	422	260	245	58	20	221	442	13	3
Minor League Totals		40-34	3.56	185	111	1	0	1	647.0	476	303	256	52	72	332	847	41	9
Red Sox Totals		2-0	1.14	40	0	0	0	0	31.2	25	4	4	0	1	15	36	1	0

- 2002 Signed by the Chicago Cubs as a fourth-round selection in the June Draft
 2008 On disabled list with a left calf strain, 8/31 through remainder of season
 2009 Acquired by the Baltimore Orioles in exchange for cash considerations on 2/2
 2009 On disabled list with a left elbow strain, 3/29-5/15
 2009 On disabled list with left shoulder inflammation, 7/29 through remainder of season
 2010 Signed by the St. Louis Cardinals as a minor league free agent on 1/28
 2010 Signed by the Boston Red Sox as a minor league free agent on 6/30
 2011 On disabled list with a torn ligament in the left elbow, 6/2 through remainder of season
 2012 On disabled list recovering from Tommy John surgery, 3/26-4/26
 2012 On disabled list with a left elbow strain, 6/9-8/31
 2013 Signed by the Cleveland Indians as a minor league free agent on 2/7
 2014 Signed by the Boston Red Sox as a minor league free agent on 2/8

Division Series Record

YEAR	CLUB	W-L	ERA	G	GS	CG	SHO	SV	IP	H	R	ER	HR	HB	BB	SO	WP	BK
2007	CHC vs. ARI	0-1	9.00	1	1	0	0	0	3.0	6	3	3	1	1	2	3	0	0

Career Fielding Record

YEAR	CLUB	POS	PCT.	G	GS	PO	A	E	TC	DP
2005	CHICAGO (NL)	P	1.000	10	4	1	1	0	2	0
2006	CHICAGO (NL)	P	.900	17	16	2	7	1	10	0
2007	CHICAGO (NL)	P	.867	32	32	4	22	4	30	0
2008	CHICAGO (NL)	P	1.000	5	5	0	2	0	2	0
2009	BALTIMORE	P	.909	14	13	1	9	1	11	0
2010	BOSTON	P	---	6	0	0	0	0	0	0
2011	BOSTON	P	1.000	9	0	1	10	0	1	1
2012	BOSTON	P	1.000	25	0	4	4	0	8	1
2013	CLEVELAND	P	.875	63	0	3	4	1	8	0
Career Totals		P	.903	181	70	16	49	7	72	2

Career Batting Totals

	AVG.	G	AB	R	H	2B	3B	HR	RBI	SH	SF	HB	BB	SO	SB	CS	E
Major League Totals	.123	182	114	1	14	3	0	0	6	6	0	0	2	51	0	0	7



Rich Hill, Continued

Career Single-Game Highs

INNINGS PITCHED	9.0, 9/16/06 for CHC vs. CIN (start) 4.1, 6/22/05 for CHC at MIL (relief)
STRIKEOUTS	11, 2 times, last 6/7/07 for CHC at ATL
HITS ALLOWED	10, 7/4/07 for CHC at WSH
RUNS ALLOWED	9, 6/30/09 for BAL vs. BOS
WALKS ALLOWED	5, 3 times, last 8/11/06 for CHC at COL
HOME RUNS ALLOWED	4, 5/22/07 for CHC at SD
EJECTIONS	None
SCORELESS INNINGS STREAK	15.0, 4/14/07-4/19/07

DALIER HINOJOSA 94

Full Name: Dalier Hinojosa
Bats: Right **Throws:** Right **Height:** 6-1 **Weight:** 195
Opening Day Age: 28
Born: February 10, 1986 in Isla de la Juventud, Cuba
Resides: Miami, FL
Major League Service: None
Acquired: Signed as a free agent on October 10, 2013
Contract Status: Signed through 2014



RHP

Non-Roster Invitee

Career Highlights

- 🔥 Entering 1st pro season in the United States after signing with the Red Sox in October.
- 🔥 Pitched for Guantanamo of Cuba's Major League Serie Nacional in 9 seasons...Opened 2004-05 campaign, his 1st in the Serie Nacional, as an 18-year-old.
- 🔥 During 2012-13 season, went 9-7 with a 3.40 ERA (46 ER/121.2 IP), 115 strikeouts, and 35 walks in 19 outings (18 starts) with Guantanamo.
- 🔥 Participated in the 2014 Red Sox Rookie Program in January.

Personal

- 🔥 Name is pronounced "DAHL-yair ee-no-HOE-sah."
- 🔥 A native of Isla de la Juventud, Cuba, established residency in Haiti before signing with BOS.
- 🔥 Appeared in many tournaments as a member of the Cuban National Baseball Team...Named to Cuba's preliminary roster for the 2013 World Baseball Classic...In 2011, participated in the Baseball World Cup and the Pan-American Games...In 2010 pitched a 7.0-inning perfect game against Sri Lanka in the World University Championships and threw a 5.0-inning perfect game against Hong Kong in the International Cup.

IN THE COMMUNITY

Dalier was involved in local community outreach through his participation in the Red Sox 2014 Rookie Development program, including visiting Boston Children's Hospital and painting murals at the McKinley Middle School in Boston with members of the Red Sox Scholars program.

2013 Signed by the Boston Red Sox as a free agent on 10/10

Dalier
Hinojosa

BROCK HOLT 26

Full Name: Brock Wyatt Holt
Bats: Left **Throws:** Right **Height:** 5-10 **Weight:** 185
Opening Day Age: 25 (Turns 26 on June 11)
Born: June 11, 1988 in Fort Worth, TX
Resides: Stephenville, TX
Major League Service: 80 days
Acquired: From Pittsburgh with RHP Joel Hanrahan in exchange for RHPs Mark Melancon and Stolmy Pimentel, INF Ivan De Jesus, and 1B/OF Jerry Sands on Dec. 26, 2012
Signed By: Trevor Haley (Pirates)
Contract Status: Signed through 2014



INF

Career Highlights

- Has appeared in 50 ML games between the Red Sox (2013) and Pirates (2012)...Was acquired by BOS as part of a 6-player deal on 12/26/12.
- Has split ML time at 3B (20 games/17 starts) and 2B (19 games/17 starts)...Majority of minor league experience has come at SS (264 games) and 2B (174)...Also played 7 minor league games at 3B, all in 2013.
- Is a .307 hitter with a .372 OBP in 5 career minor league campaigns since being selected by PIT in the 9th round of the June 2009 Draft.
- Won the Eastern League batting title with a .322 AVG with PIT's Double-A Altoona affiliate in 2012.
- Was named to his league's mid-season All-Star team in each of his 1st 4 seasons in the minor leagues, including 2011 and 2012 in the Eastern League, 2010 in the Florida State League, and 2009 in the New York-Penn League... Was also an Eastern League Post-Season All-Star in 2012.

2013: Spent most of the season with Triple-A Pawtucket in 1st year in the Red Sox organization... Also appeared in 26 games in 3 ML stints with Boston.

- Hit safely in 11 of 19 ML games with an AB.
- All 17 starts with BOS came at 3B...Overall, played 20 games at 3B and also appeared in 5 games at 2B.
- Had a hit in a career-high 10 straight starts from 7/7-8/1 at .297 (11-for-37)...Included a season-high 8-game hit streak from 7/7-14, tied for his career long (also 9/4-12/12 with PIT).
- Totaled 10 RBI in his 1st 13 games with the Red Sox through 8/2 after entering the season with 3 RBI in 23 career ML games.
- Recalled for 1st stint with the Red Sox on 7/6...Hit .290 (9-for-31) with 8 RBI in 10 games before 7/20 option back to Pawtucket.
- Returned to BOS on 7/31 after Jose Iglesias was traded to DET on 7/30 as part of a 3-team, 7-player deal... Optioned to Triple-A on 8/18 after going 3-for-28 in 12 ML games.
- Appeared in 3 games without a PA after 9/17 recall...Ended the year in an 0-for-13 slide at the big league level.
- Spent the majority of the year with Triple-A Pawtucket, with 83 regular-season games between 2B (44 G), SS (32 G), and his 1st pro experience at 3B (7 G).
- Had a .258 AVG (75-for-291) with 6 doubles, 3 homers, and 24 RBI for the PawSox.
- Hit .290 (65-for-224) in his last 63 games with Pawtucket after going 10-for-67 (.149) in 20 April games to begin the season.
- From 5/1 until his 1st recall on 7/6, hit .315 (45-for-143) with a .381 OBP in 41 games.
- Hit safely in 15 consecutive Triple-A games from 5/23-6/8, with a .446 AVG (25-for-56) and 8 multi-hit games in that stretch...Matched the longest hit streak by a PawSox in 2013 (also Jackie Bradley Jr. from 4/30-6/14).
- Led Pawtucket with 5 RBI and 35 AB in the International League playoffs, batting .171 (6 H)...Delivered game-winning, 2-run, 8th-inning single in Game 1 of the Governors' Cup Finals at Durham (TB) on 9/10.

2012: Made ML debut with 24 games for the Pirates in September/October after combining for a .344 AVG (164-for-477) between Double-A and Triple-A.

- His .344 season AVG ranked 3rd among all minor leaguers with at least 450 AB...Combined to hit .373 (114-for-306) over his last 81 minor league games of the season beginning 6/1, 2nd among full-season minor league qualifiers (ARI farmhand Adam Eaton, .374).
- Spent the majority of the season with Double-A Altoona and led Eastern League qualifiers with a .322 AVG (123-for-382)...Was also the 5th-hardest EL player to strike out (8.47 PA/SO)...Named to the Eastern League's mid-season All-Star team as a 2B and to the EL's post-season All-Star squad as the utility player.
- Posted a 10-game hit streak with Altoona from 5/18-27...Reached safely via hit, walk, or HBP in 25 consecutive games from 5/29-6/26.



Brock Holt, Continued

- 🔥 Promoted to Indianapolis on 8/7 and led the International League with a .432 AVG (41-for-95) in 24 games, his 1st career Triple-A action...Had 14 multi-hit games for the Indians, including 3 hits on 8 occasions.
- 🔥 Combined for 104 games at SS and 14 at 2B between the 2 minor league stops.
- 🔥 Hit .292 (19-for-65) in 24 games for the Pirates in his 1st major league experience after 9/1 selection to PIT.
- 🔥 Made 14 starts for the Pirates, all at 2B, including 11 straight from 9/2-14...Also pinch-hit 10 times.
- 🔥 Appeared in each of the Pirates' 1st 15 September games overall...His 1st 11 ML starts came from the leadoff spot...Overall went 16-for-51 (.314) as the leadoff hitter.
- 🔥 Made ML debut as a pinch-hitter on 9/1 at MIL...Walked and scored in the 8th inning.
- 🔥 Made 1st career start on 9/2 at MIL and went 2-for-5 with an RBI as the leadoff hitter...Singled off Yovani Gallardo in the 4th inning for his 1st hit...Batted .414 (12-for-29) over his 1st 8 games with the Pirates through 9/9.
- 🔥 Collected 4 hits in a 6-2 win on 9/4 vs. HOU, his 4th game with the Bucs...Became the 1st Pirate to tally a 4-hit game within his 1st 4 ML games since Jack Merson on 9/15/1951.

2011: Named a mid-season Eastern League All-Star in his 1st Double-A season.

- 🔥 Spent the entire year with PIT's Altoona affiliate...Ranked 3rd in the league with 9 triples.
- 🔥 Topped qualifying Eastern League 2B in fielding percentage (.980)...Split the year between 2B (98 games) and SS (33).
- 🔥 Named MVP of the Eastern League All-Star Game on 7/13 in New Hampshire...Put the EL West All-Stars ahead with a 2-run homer in the 2nd inning after starting the game at 2B.
- 🔥 Went 32-for-96 (.333) over his last 28 games of the season beginning 8/5.
- 🔥 Following the season, hit .240 (6-for-25) with 3 RBI and 7 walks in 8 tilts with Mesa in the Arizona Fall League.

2010: Tapped a Florida State League Mid-Season All-Star...Had season cut short due to injury.

- 🔥 Appeared in 47 games for High-A Bradenton before tearing the MCL in his left leg on 6/5...Missed the remainder of the season...Ranked 2nd in the FSL with 68 hits and was 3rd with a .351 AVG (194 AB) at the time of his injury.
- 🔥 Hit leadoff in each of 46 starts...Led FSL qualifiers with a .383 AVG (23-for-60) in April...Had 15 RBI in 14 April games.
- 🔥 Had 5 straight multi-hit games from 5/29-6/3, including a 5-for-5 effort on 6/2 vs. Lakeland (DET).

2009: Made pro debut with 66 games for Short-A State College and was named to the New York-Penn League All-Star Team.

- 🔥 Ranked 3rd in the NYPL with 76 hits...Was the 3rd-hardest batter in the league to fan (9.19 PA/SO)...Placed 2nd among Pirates farmhands with a .299 AVG (254 AB).
- 🔥 Played 45 games at SS and 18 at 2B.
- 🔥 Went 21-for-43 (.488) during a 10-game hit streak from 8/20-9/3...Hit .351 (39-for-111) over August and September to end the year with a season-high .299 AVG.

Personal

- 🔥 Married to Lakyn.
- 🔥 Hit .348 with 12 home runs and 43 RBI in 59 games as a junior at Rice University in 2009, his 1st and only season with the Owls...That year, led team with 67 runs, 250 at-bats and 11 stolen bases (tied)...Named to All-NCAA Regional Team and All-Silver Glove Trophy Series Team...Served as leadoff hitter in all 57 starts...Hit .375 for the Owls during the NCAA Tournament...Was named to All-NCAA Regional Team and All-Silver Glove Trophy Series Team...Was his 1st and only season at Rice after transferring from Navarro College.
- 🔥 Played as a freshman and sophomore at Navarro College in Texas, where he was a 2-time, First-Team All-Texas Eastern Athletic Conference (TEAC) shortstop...Helped the Bulldogs set a new school record for wins (46) in 2008.
- 🔥 Graduated from Stephenville (TX) High School in 2006...Twice named First Team All-District 6-4A, as a shortstop and as a 2B...Was a 4-year varsity letterman.
- 🔥 Participated in the Red Sox Rookie Program in January 2013.

IN THE COMMUNITY

In 2013, Brock met with Jimmy Fund patients during their visit to Fenway Park...Participated in local community outreach in conjunction with the Red Sox Rookie Program in January 2013, including visiting the Jimmy Fund and Boston Children's Hospital...Attended Casino Night and Picnic in the Park to benefit the Red Sox Foundation.

Brock Holt, Continued

Brock Holt's Career Record

YEAR	CLUB	AVG.	G	AB	R	H	2B	3B	HR	RBI	SH	SF	HB	BB	SO	SB	CS	E
2009	State College	.299	66	254	45	76	14	3	6	33	0	4	1	26	31	9	0	9
2010	Bradenton	.347	47	194	31	68	12	1	1	27	2	2	2	19	30	6	6	14
2011	Altoona	.288	132	511	62	147	30	9	1	40	6	5	7	50	85	18	10	14
2012	Altoona	.322	102	382	52	123	24	6	2	43	3	3	4	40	51	11	11	23
	PITTSBURGH	.292	24	65	6	19	2	1	0	3	2	1	0	4	14	0	0	4
	Indianapolis	.432	24	95	13	41	7	0	1	7	1	1	0	9	9	5	2	4
2013	BOSTON	.203	26	59	9	12	2	0	0	11	3	3	0	7	4	1	0	2
	Pawtucket	.258	83	291	35	75	6	0	3	24	2	4	2	30	54	8	3	6
Major League Totals		.250	50	124	15	31	4	1	0	14	5	4	0	11	18	1	0	6
Minor League Totals		.307	454	1727	238	530	93	19	14	174	13	19	16	174	260	57	32	70
Red Sox Totals		.203	26	59	9	12	2	0	0	11	3	3	0	7	4	1	0	2

2009 Signed by the Pittsburgh Pirates as a ninth-round selection in the June Draft

2012 Acquired by the Boston Red Sox with RHP Joel Hanrahan in exchange for RHPs Mark Melancon, RHP Stolmy Pimentel, INF Ivan De Jesus, and 1B/OF Jerry Sands on 12/26

Additional Batting Statistics

YEAR	CLUB	OBP	SLG	OPS	TB	GDP
2012	PITTSBURGH	.329	.354	.682	23	1
2013	BOSTON	.275	.237	.512	14	0
Major League Totals		.302	.298	.600	37	1

Career Fielding Record

YEAR	CLUB	POS	PCT.	G	GS	PO	A	E	TC	DP
2012	PITTSBURGH	2B	.938	14	14	22	38	4	64	3
2013	BOSTON	2B	1.000	5	0	2	2	0	4	0
		3B	.951	20	17	14	25	2	41	4
Career Totals		2B	.941	19	14	24	40	4	68	3
		3B	.951	20	17	14	25	2	41	4

Career Single-Game Highs

HITS	4, 9/4/12 for PIT vs. HOU
DOUBLES	1, 4 times, last 8/1/13 vs. SEA
HOME RUNS	None
RBI	2, 4 times, last 7/12/13 at OAK
RUNS SCORED	2, 9/4/12 for PIT vs. HOU
WALKS	2, 8/7/13 at HOU
STRIKEOUTS	2, 4 times, last 9/17/12 for PIT at CHC
STOLEN BASES	1, 7/14/13 at OAK
HITTING STREAK	8, 2 times, last 7/7/13-7/14/13
EJECTIONS	None



JOHN LACKEY 41

Full Name: John Derran Lackey
Bats: Right **Throws:** Right **Height:** 6-6 **Weight:** 235
Opening Day Age: 35
Born: October 23, 1978 In Abilene, TX
Resides: Fort Worth, TX
Major League Service: 11 years, 95 days
Acquired: Signed as a free agent on December 15, 2009
Signed By: Kris Kline (Angels)
Contract Status: Signed through 2014 (Club option for 2015)



RHP

Career Highlights

🔴 Entering his 5th season with BOS after signing a multi-year contract in December 2009...Posted a 3.52 ERA (74 ER/189.1 IP) in 29 starts for the Red Sox in 2013 after missing all of 2012 recovering from Tommy John surgery performed in November of 2011.

🔴 Was the 2013 recipient of the Tony Conigliaro Award which is annually presented to a major league player who has overcome adversity through the attributes of spirit, determination and courage that were trademarks of Tony C... Was also named Comeback Player of the Year by the Boston chapter of the BBWAA.

🔴 Spent first 11 professional seasons in the Angels organization after being drafted by Anaheim in 1999.

🔴 Since 2002, ranks among AL leaders in wins (3rd, 138), starts (3rd, 323), innings (3rd, 2,065.1), quality starts (3rd, 187), strikeouts (4th, 1,626), shutouts (T-4th, 8), and complete games (T-9th, 16).

🔴 Has now won 10 or more games in each of his 10 full seasons in the MLB (2003-11; 2013)...Since 2003, only 2 other MLB pitchers have more double-digit win seasons: NYY's CC Sabathia (13) and TOR's Mark Buehrle (13).

🔴 Has tallied both 150 strikeouts and 200.0 innings in a season 5 times, all since 2003...Only 5 other players have accomplished the feat in the AL in that time: James Shields (7 times), Justin Verlander (7), Felix Hernandez (6), CC Sabathia (6), and Jon Lester (5).

🔴 Is 1 of just 3 pitchers with at least 300 starts (323) in the AL since 2002 (others: CC Sabathia-365 and Mark Buehrle-363).

🔴 Posted an ERA under 4.00 in each of 5 seasons from 2005-09, joining Roy Halladay as the only AL starters to accomplish that feat.

🔴 Selected to the 2007 American League All-Star team but did not pitch in the game in San Francisco.

🔴 Led the AL with a career-best 3.01 ERA (75 ER/224.0 IP) in 2007.

🔴 Still ranks among all-time Angels leaders in wins (T-5th, 102), ERA (5th, 3.81), and SO (6th, 1,201).

🔴 Is 6-5 with a 3.03 ERA (35 ER/104.0 IP) in 19 career postseason games (16 starts).

🔴 Went 3-1 with a 2.77 ERA (8 ER/26.0 IP) in 5 games (4 GS) during the Red Sox' postseason run to the 2013 World Series championship...Went 1-1 with a 2.57 ERA (4 ER/14.0 IP) in 3 World Series outings (2 GS)...Started and won the Game 6 clincher.

🔴 Helped the Angels win the 2002 World Series as a rookie, going 2-0 with a 2.42 ERA (6 ER/22.1 IP) in 5 playoff appearances (3 starts), including a Game 7 victory over San Francisco on 3 days rest...Became the 1st rookie pitcher to win a World Series Game 7 since Pittsburgh's Babe Adams in 1909.

2013: Went 10-13 with a 3.52 ERA (74 ER/189.1 IP) in 29 starts in 2013 after missing the previous season recovering from Tommy John surgery.

AMERICAN LEAGUE LEADERS SINCE 2002

RK	PITCHER	WINS
1.	CC Sabathia	177
2.	Mark Buehrle	153
3.	John Lackey	138
4.	Justin Verlander	137
5.	Roy Halladay	130

RK	PITCHER	STARTS
1.	CC Sabathia	365
2.	Mark Buehrle	363
3.	John Lackey	323
4.	Felix Hernandez	269
5.	Justin Verlander	266

RK	PITCHER	IP
1.	CC Sabathia	2,464.1
2.	Mark Buehrle	2,407.2
3.	John Lackey	2,065.1
4.	Felix Hernandez	1,824.2
5.	Justin Verlander	1,772.0

RK	PITCHER	SO
1.	CC Sabathia	2,090
2.	Felix Hernandez	1,703
4.	Justin Verlander	1,671
3.	John Lackey	1,626
5.	James Shields	1,446

John
Lackey

John Lackey, Continued

Recorded his tenth 10-win season since 2003, matching CC Sabathia and Mark Buehrle for the most such campaigns in the AL in that time...Has won 10 games in each of his 10 full ML seasons (2003-11, 2013).

Posted a career-high 4.03 SO/BB ratio (161 SO/40 BB) which ranked 7th in the AL and was his highest mark since 2007 (3.44)...It was the highest ratio by a Red Sox since Josh Beckett in 2008 (5.06).

Ranked 5th in the AL with a career-low 1.90 BB/9.0 IP ratio, the lowest for a Red Sox since Josh Beckett in 2008 (1.76).

Issued 1 BB or none in 19 of his 29 starts (66%), the most such starts by a Red Sox in a season since Curt Schilling did it 24 times in 2006...Did not issue a walk in 6 starts, 1 shy of his single-season career high (7 in 2007).

His 7.65 SO/9.0 IP rate was the 3rd-highest mark of his career and his highest since 2006 (7.86, 190 SO/217.2 IP)...Struck out 8 or more batters in 7 of his 29 starts on the year after doing it just 3 times in his previous 61 outings with the Sox.

Led the staff with 2 CG (8/23 at LAD and 9/19 vs. BAL), his 1st complete games as a Red Sox.

Received a team-low 4.18 runs of support per 9.0 IP (88 RS/189.1 IP), the 11th-lowest rate in the AL...Of the 11 times the Red Sox were shut out, he started 6 of those games.

Had 19 quality starts (9-6 individual record) and BOS lost in 10 of those games...Allowed 3 ER or fewer in 8 of his losses, trailing only CHI's Edwin Jackson (9) for the most such losses among ML starters.

Posted a 2.47 ERA (25 ER/91.0 IP) at home, the 3rd-lowest mark in the AL.

Left his 1st start of the season on 4/6 at TOR with a right biceps strain...Was placed on the 15-day DL on 4/10 (retro to 4/7)...Made a rehab start with Double-A Portland on 4/22 vs. Binghamton (3.2 IP, 3 H, 0 R/ER, 2 BB, 5 K)...Activated from the DL on 4/28 and made the start that night vs. HOU.

Earned the win on 4/28 vs. HOU, his 1st victory since 8/23/11 at TEX (614 days)...It snapped a career-long stretch of 7 starts without a victory.

Recorded a quality start in 4 consecutive outings from 5/19-6/5, his longest such streak as a Red Sox and longest overall since 8/30-9/15/09 with LAA.

Did not allow an ER in back-to-back starts from 5/19-24 (.073 AVG, 3 H/41 AB) for 1st time in a single season since a 3-start stretch from 7/2-14/06 with LAA.

Made his 300th career start (301st appearance) on 5/19 at MIN, becoming 1 of just 3 pitchers with 300 starts in the AL since 2002.

Issued 1 BB or none in a span of 7 consecutive starts (5 BB total) from 6/5-7/7 to match a career high (also done in 2011).

Allowed 2 runs or fewer in 6 consecutive games from 6/15-7/12 (2.30 ERA), matching his career-high streak from 5/31-6/29/08 while with LAA.

Went at least 6.0 innings in a career-high 15 straight games from 6/15-9/2, the longest such streak by a Sox since Jon Lester did it in 17 in a row from 4/28-7/30/10.

Struck out a career-high tying 12 without a walk allowed on 6/26 vs. COL, becoming the 6th Sox since 1916 (20th time) to fan 12 or more without a walk (last Pedro Martinez on 5/3/03 vs. MIN, 12 SO).

Snapped a 4-game losing streak with a victory on 8/17 vs. NYY...Recorded 5 assists in the contest, the most by a Sox pitcher since Steve Avery in 1998 (6).

With 6.0 innings on 8/5 at HOU, became the 19th active major leaguer to surpass the 2,000-inning milestone.

On 8/23 at LAD, became the 1st Sox to lose a complete game while allowing 3 base runners or fewer since Pedro Martinez on 8/8/00 at ANA (3 BR).

Tossed a complete-game victory on 9/19 vs. BAL to help the Red Sox clinch a postseason berth...Gave up his 1st hit with 1 out in the 7th inning...It was his 16th career complete game and 2nd this season, also 8/23 at LAD (8.0 IP)...It marked his 1st complete-game victory as a member of the Red Sox, and his 1st overall since 9/10/09 vs. SEA while with LAA.

Despite a 2-1 record (3-1 team record), posted a 5.76 ERA (16 ER/25.0 IP) in 4 starts against the Yankees compared to a 3.18 ERA (58 ER/164.1 IP) against all other clubs.





John Lackey, Continued

2012: Missed entire season while recovering from Tommy John Surgery performed on 11/1/11.

- Placed on the 60-day DL on 2/21.

- Threw 2.0 innings (26 pitches) and struck out 3 batters in an intrasquad game between players in the Red Sox Instructional League at their Spring Training complex in Fort Myers, FL on 9/23.

2011: In 2nd season with BOS, finished 3rd on the team in wins (12), starts (28), innings (160.0), and SO (108).

- Received 120 runs of support for AVG of 6.75 runs of support per 9.0 innings, tied for 3rd most in MLB among pitchers with at least 120.0 IP after TEX' Derek Holland (7.64) and teammate Jon Lester (6.86).

- Began the season with decisions in his 1st 17 starts (9-8) before a no-decision on 8/1 vs. CLE, the 2nd-longest streak of decisions to begin a Red Sox season in 12 years after Tim Wakefield's 26-game streak to begin 2007 (16-10)...It tied for the 3rd-longest decisions streak at any point by an AL pitcher in 2011 after CC Sabathia (23, 4/23-8/18) and Justin Verlander (22, 5/29-9/18).

- Earned the 9-6 win in the club's 1st victory of the season on 4/8 vs. NYY, BOS's home opener.

- Notched season-high 15.0-inning scoreless streak from 4/19 (2nd inning) through 4/30 (2nd inning), his longest scoreless stretch as a member of the Sox...Was 1-2 in 3 starts from 4/19-30 despite compiling a 1.35 ERA (3 ER/20.0 IP).

- Threw 8.0 scoreless innings on 4/24 at LAA and earned the 7-0 win...Won his other scoreless outing on 7/9 vs. BAL (6.2 IP), a 4-0 victory.

- Placed on 15-day DL on 5/16 (retroactive to 5/12) with a right elbow strain...Made 1 rehab start with Triple-A Pawtucket on 5/31 vs. Norfolk allowing 1 run in 5.2 innings...Activated on 6/5 and won next 3 starts through 6/17.

- Struck out a season-high 8 batters on 6/11 at TOR... Reached 1,400 career SO on 6/29 at PHI.

- Earned the win in a career-high 6 straight decisions over 7 starts from 7/9-8/17...In that span, posted a 3.92 ERA (19 ER/43.2 IP) and 34 SO compared to just 7 BB.

- Won 4 consecutive starts from 7/9-27, with a 2.52 ERA (7 ER/25.0 IP) in that time...Was his longest such streak since winning 4 starts in a row for the Angels from 7/12-29/09 and matched BOS's longest such streak of the season (also Jon Lester, 4/17-5/3).

- Lasted at least 6.0 innings in a season-high 6 straight starts from 8/1-30, tied for the 2nd-longest such streak by a Red Sox hurler in 2011 after Josh Beckett (10, 5/9-7/3).

- After the season, underwent successful Tommy John Surgery on 11/1 to reconstruct a torn ulnar collateral ligament in his right arm...The surgery was performed by Dr. Lewis Yocum in Los Angeles, CA.

2010: Led the Red Sox with 33 starts, 215.0 innings, and 21 quality starts in his 1st season with the club...Finished tied for 4th among AL leaders in starts, 8th in innings, and tied for 8th in quality starts.

- Had the most innings pitched for a BOS hurler since Tim Wakefield in 2005 (225.1 IP) and most quality starts for a Sox righty since Pedro Martinez and Curt Schilling each recorded 22 in 2004.

- Finished 2nd on the team with 156 SO, behind Jon Lester's 225...Was his 1st 150-SO, 200.0-inning campaign since 2007.

- Joined Jon Lester (7) as the only Sox hurlers with multiple double-digit SO games, recording a season-high 10 SO on both 8/23 vs. SEA and 10/3 vs. NYY.

- 14 wins were 3rd on the team behind Jon Lester (19) and Clay Buchholz (17), and tied for 15th in the AL.

- Finished among AL leaders in hits (3rd, career-high 233), runs (T-4th, 114) and ER (T-5th, 105) allowed.

- Was 11-5 in 18 starts at Fenway Park, tied for 2nd in the AL (4 others) in home wins behind DET's Justin Verlander (12)...Led AL with 16 decisions at home...Won 7 straight home starts from 4/24-6/29, the longest such run in the AL in 2010.

- Went 12-6 with a 3.89 ERA (68 ER/157.1 IP) in 24 night starts compared to 2-5 with 5.77 mark (37 ER/57.2 IP) in 9 day outings...Finished tied for 5th in AL in night wins and tied for 9th in night win pct.

- Lasted at least 6.0 innings in a team-high 28 starts, tied for the 4th in the AL...Went 5.0 frames or more in 30 of his 33 outings, tied for 9th in the league.

- Was winless in 10 of his 21 quality starts and received no more than 1 run of support in 6 of his 11 defeats overall on the season.

- Was 5-1 with a 2.98 ERA (19 ER/57.1 IP) in 8 starts against the AL West compared to 9-10, 4.91 (86 ER/157.2 IP) vs. all other clubs.

- Tossed 6.0 scoreless innings against the Yankees in his Red Sox debut on 4/7 at Fenway Park, a no-decision... Became the 1st pitcher to record a scoreless outing of at least 6.0 innings in his BOS debut since Hideo Nomo's 9-inning no-hitter at BAL on 4/1/01 and the 1st to do it against the Yankees since Zane Smith on 5/14/95 at home... Also became the 1st pitcher ever to begin a season with the Red Sox after beating them during the previous post-season (2009 ALDS Game 1).

- Earned 1st victory in a Sox uniform in his 2nd start, 4/14 at MIN (2 ER/6.2 IP), the Twins 1st loss at Target Field.

John Lackey, Continued

🔥 Won all 3 starts with a 3.38 ERA (8 ER/21.1 IP) against his former club, 1 of 3 pitchers to defeat the Angels 3 times in 2010.

🔥 Notched a 5-game win streak over 7 starts from 5/26-6/29, matching his then-career high for the 4th time (passed with 6-gamer in 2011)...Posted a 3.72 ERA (19 ER/46.0 IP) during the run.

🔥 Went 4-0 with a 3.86 ERA (17 ER/39.2 IP) in June, the only AL hurler to make at least 6 starts and go undefeated in the month.

🔥 Notched a career-high 2 hits at the plate on 6/23 at COL, including a double, his 1st extra-base hit.

🔥 Made 250th start of his career on 7/4 vs. BAL (L, 4 R/3 ER, 7.1 IP).

🔥 Pitched 7.0 hitless innings on 7/22 at SEA before allowing a single to Josh Bard with 2 out in the 8th...Allowed 1 run (0 ER) on 2 hits in 8.0 IP and left with a 6-1 lead but was denied the win when the bullpen allowed 5 runs in the 9th...Was his deepest in a game without allowing a hit since 7/29/08 at BOS while with LAA (8.0 IP).

🔥 Earned 10th win of the year at Angel Stadium on 7/27 (2 ER/7.1 IP), joining Nolan Ryan (7/6/89 with Texas) as the only former Angels with over 100 victories with the club to win their 1st game back in Anaheim as a member of the opposition.

2009: Ranked among Angels leaders in SO (2nd, 139), wins (T-3rd, 11), IP (3rd, 176.1), and starts (3rd, 27) in last year with the club.

🔥 Recorded at least 10 wins for the 7th straight season, joining Nolan Ryan (8, 1972-79) and Chuck Finley (10, 1989-99) as the only Angels hurlers to notch as many double-digit campaigns with the club.

🔥 Finished 3rd among ML qualifiers with a 2.11 ERA (14 ER/59.2 IP) in day games and 10th in the AL with a 3.80 ERA (38 ER/90.0 IP) on the road.

🔥 Pitched 7.0 innings or more in 17 of 27 starts, going 9-3 in those contests...Went 9.0 innings on 3 occasions: 9.0 shutout IP in a 10-inning, 1-0 victory over OAK on 7/19 (3 H, 1 BB, 6 SO); 9.0 IP in a no-decision in a 10-inning, 2-1 Angels win at KC on 9/5 (6 H, 1 R/ER, 4 K); in next start, logged 14th career complete game, a 5-hit SHO vs. SEA on 9/10, his 8th career shutout (1 BB, 7 SO).

🔥 Allowed 3 ER or less in 11 of last 15 regular-season starts to lower ERA from 4.93 to 3.83...Including 3 postseason starts, went 9-5 with a 2.91 ERA (42 ER/130.0 IP) over his final 19 outings.

🔥 Began the season on the DL for the 2nd straight year, this time due to a strained right forearm (placed on the DL on 3/27)...Appeared in 2 rehab starts for Triple-A Salt Lake (0-1, 2.79 ERA) before being activated on 5/16.

🔥 Made season debut on 5/16 at TEX...Hit Ian Kinsler with his 2nd pitch and was ejected from that game by home plate umpire Bob Davidson, his 3rd career ejection.

🔥 Recorded his 1st ML hit with a 4th-inning RBI single at SF on 6/15 after going hitless in his first 26 ML at-bats.

🔥 Recorded his 100th career victory on 8/30 vs. OAK...Was the 5th Angels pitcher to reach the mark after Chuck Finley, Nolan Ryan, Frank Tanana, and Mike Witt.

POSTSEASON: Went 1-1 while leading Angels starters with a 2.29 ERA (5 ER), 19.2 innings and 3 starts in the post-season and tying for the club lead with 14 SO...Earned the 5-0 win over BOS in Game 1 of the ALDS at Angel Stadium with 7.1 scoreless innings...Lost to NYY in Game 1 of the ALCS in NY, giving up 4 runs (2 ER) over 5.2 innings in a 4-1 decision...Gave up 3 runs over 6.2 innings in ALCS Game 5 in Anaheim but did not factor into the Angels' 7-6 win.

2008: Made 24 starts for Los Angeles despite his 1st career trip to the disabled list.

🔥 Tied career high with 3 CG (also 2006): 5/25 at CWS (L, 6 H, 3 R/ER, 8.0 IP), 7/29 at BOS (W, 2 H, 2 R/ER, 9.0 IP), and 8/26 vs. OAK (W, 7 H, 1 R/ER, 9.0 IP).

🔥 Began season on 15-day DL due to a strained right triceps, his 1st career DL stint...Placed on DL on 3/26 (retro to 3/21) and was activated 5/14...Made 3 rehab starts for Single-A Rancho Cucamonga (4 ER/9.0 IP).

🔥 Named AL Pitcher of the Month for June, posting a 5-0 record and a 1.16 ERA (5 ER/38.2 IP) in 5 starts...Was his 2nd career monthly honor (also July 2006)...Won 5 straight starts, 6/6-29, equaling then-longest career win streak (passed with 6-gamer in 2011)...Marked 1st 5-0 month and 2nd career 5-win month (5-1, July 2006; done again in July 2009, 5-1).

🔥 Fanned Kevin Youkilis for 1,000th career SO in the 4th inning of 7/18 start vs. BOS.

🔥 Carried a no-hitter for a career-long 8.1 innings en route to a 6-2 win over the Red Sox on 7/29 at Fenway Park...



John Lackey, Continued

Single by Dustin Pedroia broke up the no-hit bid...Kevin Youkilis followed with 2-run HR...Became the 1st Angel to record a CG victory at Fenway Park since Chuck Finley, 8/17/90 (1-0 score).

🔥 Snapped a 10-game win streak vs. AL West rivals with a 4-3 loss on 8/31 vs. TEX...Was his 1st loss within the AL West since 4/18/07 at OAK.

🔥 Struck out career-best 12 batters in 6.0 innings at TEX on 9/21...Fanned 7 straight batters beginning with the final out of the 1st inning, falling 1 SO shy of the Angel and AL record...Was the 1st pitcher to fan 7 in a row in a game played under AL rules (with a DH) since BOS's Pedro Martinez also had 7 at MIN on 8/16/02.

POSTSEASON: Was 0-1 with a 2.63 ERA (4 ER/13.2 IP) in 2 starts against BOS in the ALDS...The Angels scored just 3 runs while he was in the game over both starts...Took Game 1 loss at home, allowing 2 runs over 6.2 innings with 5 SO...Did not factor in Game 4 decision at Fenway Park, surrendering 2 runs over 7.0 frames as BOS walked off with a 3-2 win.

2007: Earned 1st All-Star selection and finished 3rd in AL Cy Young Award voting after setting career highs with 19 wins and an AL-best 3.01 ERA (75 ER/224.0 IP).

🔥 Finished 3rd in AL Cy Young Award balloting with 36 points (received one 1st-place vote, five 2nd-place, and 16 3rd-place)...Trailed only CLE's CC Sabathia and BOS's Josh Beckett.

🔥 Became the 1st Angel to win an ERA title since Frank Tanana in 1977 (2.54 ERA).

🔥 19 wins were tied for 2nd in AL...Also ranked 4th with a career-high 224.0 IP, 9th with a .679 winning percentage (19-9), and tied for 1st with 2 SHO...Had the 10th-lowest BB/9.0 IP rate at 2.09.

🔥 Led the Angels in wins (19), ERA (3.01), starts (33), innings (224.0), and SO (179)...LAA was 23-10 in his starts.

🔥 Joined Kelvim Escobar (18 wins) as the 1st Angels teammates to each notch 18 wins since 1991 when Jim Abbott (18), Chuck Finley (18), and Mark Langston (19) did so.

🔥 Held opponents to 3 ER or less in 27 of his 33 starts...Pitched at least 7.0 innings in 19 starts.

🔥 Was 10-1 with a 2.18 ERA (22 ER/90.2 IP) vs. the AL West, including 4-0 with a 0.58 ERA (2 ER/31.0 IP) against the 2nd-place Mariners.

🔥 Made 2nd career Opening Day start on 4/2 vs. TEX, allowing 1 run (0 ER) over 5.0 innings for a 4-1 win.

🔥 Won a then-career-best 5 straight decisions (passed with 6-gamer in 2011) over 5 starts from 5/11-6/1.

🔥 Reached 1,000 career innings pitched during start at DET on 5/22.

🔥 Reached 10 wins on 6/13 at CIN, the 1st ML hurler to reach the mark on the year.

🔥 Won 11 games in the 1st half, joining Kelvim Escobar (10) as the 1st Angel duo with 10 or more victories at the break since 1991 (Mark Langston and Chuck Finley each with 12).

🔥 Selected to his 1st career All-Star team but did not appear in the Midsummer Classic on 7/10 in San Francisco.

🔥 Went 11-3 with 2 SHO and a 2.54 ERA (29 ER/102.2 IP) over his final 15 road starts...Shutouts marked his only complete games in 2007, both coming at SEA and both victories (7/31 at SEA: 9.0 IP, 7 H; 8/27 at SEA: 9.0 IP, 7 H).

POSTSEASON: Started Game 1 of the ALDS against BOS at Fenway Park...Gave up 4 runs over 6.0 innings and took the 4-0 loss.

2006: Ranked among AL leaders in ERA (5th, 3.56), innings (6th, 217.2), SO (3rd, 190), CG (T-3rd, 3), SHO (T-1st, 2), and opponent AVG (5th, .246).

🔥 Tied his career high in complete games (also in 2008).

🔥 Led club in ERA, starts (tied, also Ervin Santana), CG, SHO, IP, and SO (190).

🔥 Struck out 10 or more batters on 4 occasions, including 3 straight 10-SO starts from 7/2-14...Was the 1st Angel with 3 straight double-digit SO performances since Mark Langston in 1990...Also the 1st ML RHP to accomplish the feat since both BOS's Pedro Martinez and SF's Jason Schmidt had 3 consecutive games with at least 10 strikeouts from 8/1-12/04.

🔥 Agreed to terms on a 3-year contract with a club option for 2009 on 4/3.

🔥 Was ejected for the 2nd time in his career on 5/2 vs. OAK following an altercation with Jason Kendall in the 6th inning...Was fined an undisclosed amount for inappropriate actions and comments which contributed to inciting the incident.

🔥 Threw 30.2 consecutive scoreless innings from 6/26-7/19, the longest such stretch for a ML starter on the year and tied with teammate Francisco Rodriguez (7/2-9/14) for the longest overall streak in the AL.

🔥 Earned AL Pitcher of the Month in July, his 1st career monthly honor...Finished the month with a 5-1 record,

2007 AMERICAN LEAGUE LEADERS

RK	PITCHER, TEAM	ERA
1.	John Lackey, LAA	3.01
2.	Fausto Carmona, CLE	3.06
3.	Dan Haren, OAK	3.07
4.	Erik Bedard, BAL	3.16
5.	CC Sabathia, CLE	3.21

RK	PITCHER	WINS
1.	Josh Beckett, BOS	20
T-2.	Fausto Carmona, CLE	19
T-2.	John Lackey, LAA	19
T-2.	CC Sabathia, CLE	19
T-2.	Chien-Ming Wang, NYY	19

John
Lackey

John Lackey, Continued

2 SHO, a 2.08 ERA (10 ER/43.1 IP), and 50 SO in 6 starts...Marked his first career 5-win month.

🔥 Tossed consecutive shutouts on 7/7 at OAK and 7/14 vs. TB, becoming the 1st Angel to accomplish the feat since Mark Langston in 1992...Threw a 1-hit shutout on 7/7 at OAK, the 21st one-hitter in Angels history (16th CG one-hitter)...Also 1st CG one-hitter by an Angels pitcher since Chuck Finley's 5-0 win at BOS on 5/26/89...Allowed leadoff double to Mark Kotsay, then retired 27 batters in a row...Marked the 1st time a pitcher has allowed a leadoff hit and then retired 27 straight since Jerry Reuss on 7/11/82 for the Dodgers vs. CIN...Of the 27 outs, 4 were groundouts, 13 were flyouts, and 10 were strikeouts...Yielded 5 hits and fanned 10 in 4-0 win vs. TB on 7/14.

2005: Finished 3rd in the AL with a career-high 199 SO, 2nd with 8.57 SO/9.0 innings (209.0 IP), 3rd in winning percentage (14-5, .737), and 6th with a 3.44 ERA (80 ER).

🔥 Led Angels in SO and was 2nd in ERA behind Jarrod Washburn (3.20).

🔥 Limited opponents to 13 homers, ranking 1st in the AL and 5th in MLB with just 0.56 HR allowed per 9.0 IP.

🔥 Allowed a 4th-inning HR to BAL's Javy Lopez on 8/25 at Camden Yards, his 1st long ball allowed in 62.0 IP...Had been the longest active streak in MLB and was the 4th-longest overall in 2005 after FLA's Dontrelle Willis (79.2 IP), NYY's Kevin Brown (65.2), and FLA's A.J. Burnett (63.0).

🔥 Only complete game of the season came on 8/25 at BAL, a 2-0 loss (9 H, 2 R/ER, 8.0 IP).

POSTSEASON: Posted a 2.38 ERA (3 ER/11.1 IP) but did not factor in 2 starts vs. NYY in the ALDS with the Angels winning Game 2 and losing Game 4...Lost his only ALCS start vs. CWS, allowing 5 runs over 5.0 innings in Game 3 at Angel Stadium.

2004: Led the Angels in losses (13), hits allowed (215, tied with Bartolo Colon) and hit batters (8) but was 2nd in wins (14, behind Colon's 18) and ERA (behind Kelvim Escobar, 3.93).

🔥 Joined Jarrod Washburn as the only Angels pitchers with a CG, both throwing shutouts...Tossed 3-hit shutout in a 1-0 win vs. TB on 5/7 (3 H, 9.0 IP).

🔥 Suspended 5 games and fined undisclosed amount for intentionally throwing at TOR's Simon Pond in the 6th inning of 5/24 start at the SkyDome after a warning had been issued earlier in game...Dropped appeal and served suspension from 6/22-26.

🔥 Made 1st regular-season relief appearance of professional career on 6/27 at LAD and threw a scoreless frame.

POSTSEASON: Was on Angels postseason roster but did not appear in a game.

2003: Led Angels with 33 starts, 151 SO and 2 SHO in 1st full big league campaign.

🔥 His 2 SHO also tied for AL lead (4 others) and tied for team lead with 2 CG's (with Jarrod Washburn).

🔥 Made 1st Opening Day start of his big league career, dropping a 6-3 decision on 3/30 vs. TEX...Became the 3rd-youngest Angel to start on Opening Day at 24 years, 5 months, and 7 days...Marked his 4th straight Opening Day start as a professional (Single-A Cedar Rapids in 2000, Double-A Arkansas in 2001, and Triple-A Salt Lake in 2002)...Was victorious in previous 3 openers.

🔥 Threw his 1st career SHO on 7/2 vs. TEX, a 5-0 win (4 H, 9.0 IP)...His 2nd SHO came in final start of season, a 4-0 win vs. SEA on 9/24 (5 H, 9.0 IP)...Became the 1st Angel to throw 2 SHO in a season since Chuck Finley in 1994 and the 1st right-hander to do so since Julio Valera in 1992.

2002: Started the season in the minors before making ML debut for the Angels and eventually starting and winning Game 7 of the World Series.

🔥 Finished tied for 5th among AL rookies with 9 wins...His 3.66 ERA (44 ER/108.1 IP) ranked 4th among AL rookies with at least 75.0 IP and 1st among starters in that group.

🔥 Limited left-handers to a .208 AVG (41-for-197), 10th-best in AL...Righties hit .317 (72-for-227), the highest opponent AVG in the AL.

🔥 Recalled from Triple-A Salt Lake between games of a 6/24 doubleheader at TEX and made his ML debut as the Game 2 starter, dropping a 3-2 decision despite allowing just 3 runs in 7.0 IP...Was optioned following game.

🔥 Called up again 6/28 and remained with Anaheim through duration of the season, moving into the starting





John Lackey, Continued

rotation (replaced Scott Schoeneweis who moved to the bullpen)...The Angels went 12-6 in his starts overall on the year...Pitched into the 6th inning or later in 13 of the 18 starts.

🔥 Registered 1st ML victory with a 5-1 win vs. LAD on 6/30 (6.0 IP, 1R/ER)...Threw 1st career CG, a 4-2 loss, 8/22 at NYY (11 H, 4 R/ER, 8.0 IP).

🔥 Was the winning pitcher in Anaheim's Wild Card-clinching victory on 9/26 at TEX (5.0 IP/3 ER).

🔥 Made 16 starts at Salt Lake and won final 7 decisions (11 starts) with the Stingers, posting a 2.14 ERA (17 ER/71.1 IP) over that span.

🔥 Scheduled to participate in the MLB All-Star Futures Game in Milwaukee prior to his 2nd recall on 6/28.

🔥 Rated Anaheim's 3rd-best prospect in 2002 by *Baseball America* and the best pitching prospect in the Pacific Coast League.

POSTSEASON: Went 2-0 with a 2.42 ERA (6 ER/22.1 IP) in 5 playoff games (3 starts) and was the winning pitcher in Game 7 of the World Series against SF...Along with Francisco Rodriguez (5) and Brendan Donnelly (1), the 3 rookies accounted for 8 of Anaheim's 11 postseason wins...Made his 1st postseason appearance and 1st relief appearance of his career in Game 3 of the ALDS vs. NYY...Entered in the 3rd inning trailing 4-1, allowed both inherited runs to score but did not allow a run of his own over 3.0 innings...Did not decide in the eventual 9-6 Angels win...Earned his 1st career postseason victory in his 1st start with 7.0 shutout frames vs. MIN in Game 4 of the ALCS...Made 3 appearances (2 starts) in the World Series and led all pitchers with 12.1 IP during the Fall Classic...Pitched in relief of Kevin Appier in Game 2, allowing his 1st 2 runs of the postseason in 2.1 innings of work in the Angels 11-10 win...Started Game 4 in SF, allowing 3 runs in 5.0 innings for a no-decision in an eventual 4-3 Anaheim loss...Became the 5th pitcher ever to start a World Series game on his birthday (10/23, turned 24) in that game...Started and won Game 7, allowing 1 run on 4 hits in 5.0 innings of work, leaving with a 4-1 lead...Became the 1st rookie pitcher to win Game 7 of the World Series since Babe Adams for the Pittsburgh Pirates in 1909...His Game 7 hat was sent to the Hall of Fame in Cooperstown, NY...Tied for the fewest career wins (9) for a pitcher who started and won the final game of a World Series (Whitey Ford, 1950)...Was only the 4th pitcher since divisional play began in 1969 to win Game 7 of the World Series on 3 days rest, joining OAK's Ken Holtzman (1973), MIN's Frank Viola (1987), and MIN's Jack Morris (1991) (STL's Chris Carpenter also did it in 2011)...Became the 1st rookie pitcher to start a Game 7 since Jaret Wright in 1997 with CLE and just the 8th rookie overall to start the 7th game of a World Series.

2001: Went 12-11 with a 4.48 ERA (92 ER/185.0 IP) and 4 CG's, including 2 SHO, in 28 starts between Double-A Arkansas and Triple-A Salt Lake.

🔥 Began the season in Double-A and ranked 5th in the Texas League in ERA (3.46) and tied for 2nd in CG (3), and SHO (2)...Led the Travelers with 94 SO.

🔥 Pitched shutouts 4/17 at Wichita and 7/1 at Round Rock...Participated in the Texas League All-Star Game.

🔥 Promoted to Salt Lake for 1st Triple-A experience on 7/9...Made 10 Triple-A starts, including a CG victory on 8/25 vs. Omaha.

2000: Named Angels Minor League Pitcher of the Year, going 15-9 with a 3.15 ERA (66 ER/188.1 IP) over 28 starts between Single-A Cedar Rapids, High-A Lake Elsinore, and Double-A Erie.

🔥 Selected as both the Angels Minor League Player of the Month and the Kernels Player of the Month for April after beginning the season 3-2 with a 2.08 ERA (7 ER/30.1 IP) in 5 starts for Cedar Rapids.

🔥 Transferred to Lake Elsinore on 5/1 and promoted to Erie on 7/20.

1999: Began professional career at Rookie-level Boise.

🔥 Ranked 2nd in the Northwest League in starts (15), 3rd in CG (1), and 4th in SO (77).

IN THE COMMUNITY

In his four seasons with the Red Sox, John has attended events that benefit the Red Sox Foundation, including the Welcome Home Party and Picnic in the Park...In 2013 he visited with victims of the Boston Marathon bombings in the hospital...Also met fans as part of the Red Sox Destinations program and played in the Children's Hospital of Southwest Florida Celebrity Golf Classic in Fort Myers while at Spring Training.

John Lackey, Continued

John Lackey's Career Record

YEAR	CLUB	W-L	ERA	G	GS	CG	SHO	SV	IP	H	R	ER	HR	HB	BB	SO	WP	BK
1999	Boise	6-2	4.98	15	15	1	0	0	81.1	81	59	45	7	8	50	77	14	1
2000	Cedar Rapids	3-2	2.08	5	5	0	0	0	30.1	20	7	7	1	2	5	21	4	0
	Lake Elsinore	6-6	3.40	15	15	2	1	0	100.2	94	56	38	9	9	42	74	12	3
	Erie	6-1	3.30	8	8	2	0	0	57.1	58	23	21	6	1	9	43	0	0
2001	Arkansas	9-7	3.46	18	18	3	2	0	127.1	106	55	49	11	3	29	94	8	0
	Salt Lake	3-4	6.71	10	10	1	0	0	57.2	75	44	43	5	1	16	42	3	1
2002	Salt Lake	8-2	2.57	16	16	2	1	0	101.2	89	35	29	5	2	28	82	5	2
	ANAHEIM	9-4	3.66	18	18	1	0	0	108.1	113	52	44	10	4	33	69	7	2
2003	ANAHEIM	10-16	4.63	33	33	2	2	0	204.0	223	117	105	31	10	66	151	11	1
2004	ANAHEIM	14-13	4.67	33	32	1	1	0	198.1	215	108	103	22	8	60	144	11	1
2005	LOS ANGELES (AL)	14-5	3.44	33	33	1	0	0	209.0	208	85	80	13	11	71	199	18	0
2006	LOS ANGELES (AL)	13-11	3.56	33	33	3	2	0	217.2	203	98	86	14	9	72	190	16	0
2007	LOS ANGELES (AL)	19-9	3.01	33	33	2	2	0	224.0	219	87	75	18	12	52	179	9	1
2008	Cucamonga	0-0	4.00	3	3	0	0	0	9.0	8	4	4	1	2	2	11	1	0
	LOS ANGELES (AL)	12-5	3.75	24	24	3	0	0	163.1	161	71	68	26	10	40	130	5	0
2009	Salt Lake	0-1	2.79	2	2	0	0	0	9.2	6	3	3	1	1	1	8	0	0
	LOS ANGELES (AL)	11-8	3.83	27	27	1	1	0	176.1	177	84	75	17	9	47	139	6	0
2010	BOSTON	14-11	4.40	33	33	0	0	0	215.0	233	114	105	18	9	72	156	3	0
2011	Pawtucket	0-0	1.59	1	1	0	0	0	5.2	3	1	1	1	0	0	4	0	0
	BOSTON	12-12	6.41	28	28	0	0	0	160.0	203	119	114	20	19	56	108	11	0
2012									Did Not Play									
2013	BOSTON	10-13	3.52	29	29	2	0	0	189.1	179	80	74	26	6	40	161	4	0
	Portland	0-0	0.00	1	1	0	0	0	3.2	3	0	0	0	0	2	5	0	0
Major League Totals		138-107	4.05	324	323	16	8	0	2065.1	2134	1015	929	215	107	609	1626	101	5
Minor League Totals		41-25	3.70	94	94	11	4	0	584.1	543	287	240	47	29	184	461	47	7
Red Sox Totals		36-36	4.67	90	90	2	0	0	564.1	615	313	293	64	34	168	425	18	0

1999 Signed by the Anaheim Angels as a second-round selection in the June draft

On disabled list with a strained right triceps, 3/21-5/13

2009 On disabled list with a strained right forearm, 3/27-5/15

2009 Signed by the Boston Red Sox as a free agent on 12/15

2011 On disabled list with a right elbow strain, 5/12-6/4

2012 On disabled list recovering from Tommy John surgery, 2/21 through remainder of season

2013 On disabled list with a strained right biceps, 4/7-4/27

Division Series Record

YEAR	CLUB	W-L	ERA	G	GS	CG	SHO	SV	IP	H	R	ER	HR	HB	BB	SO	WP	BK
2002	ANA vs. NYY	0-0	0.00	1	0	0	0	0	3.0	3	0	0	0	0	1	3	0	0
2005	LAA vs. NYY	0-0	2.38	2	2	0	0	0	11.1	7	3	3	0	0	9	9	2	0
2007	LAA vs. BOS	0-1	6.00	1	1	0	0	0	6.0	9	4	4	2	0	2	4	1	0
2008	LAA vs. BOS	0-1	2.63	2	2	0	0	0	13.2	11	4	4	1	1	4	6	0	0
2009	LAA vs. BOS	1-0	0.00	1	1	0	0	0	7.1	4	0	0	0	0	1	4	1	0
2013	BOS vs. TB	1-0	6.75	1	1	0	0	0	5.1	7	4	4	0	1	3	6	0	0
Division Series Totals		2-2	2.89	8	7	0	0	0	46.2	41	15	15	3	2	20	32	4	0

League Championship Series Record

YEAR	CLUB	W-L	ERA	G	GS	CG	SHO	SV	IP	H	R	ER	HR	HB	BB	SO	WP	BK
2002	ANA vs. MIN	1-0	0.00	1	1	0	0	0	7.0	3	0	0	0	0	0	7	0	0
2005	LAA vs. CWS	0-1	9.00	1	1	0	0	0	5.0	8	5	5	1	0	1	3	0	0
2009	LAA vs. NYY	0-1	3.65	2	2	0	0	0	12.1	15	7	5	0	0	6	10	0	0
2013	BOS vs. DET	1-0	0.00	1	1	0	0	0	6.2	4	0	0	0	0	0	8	0	0
LCS Totals		2-2	2.90	5	5	0	0	0	31.0	30	12	10	1	0	7	28	0	0

World Series Record

YEAR	CLUB	W-L	ERA	G	GS	CG	SHO	SV	IP	H	R	ER	HR	HB	BB	SO	WP	BK
2002	ANA vs. SF	1-0	4.38	3	2	0	0	0	12.1	15	6	6	0	0	5	7	0	0
2013	BOS vs. STL	1-1	2.57	3	2	0	0	0	14.0	14	4	4	0	0	3	11	3	0
World Series Totals		2-1	3.42	6	4	0	0	0	26.1	29	10	10	0	0	8	18	3	0

All-Star Game Record

YEAR	CLUB	W-L	ERA	G	GS	CG	SHO	SV	IP	H	R	ER	HR	HB	BB	SO	WP	BK
2007	AL at SF																	

Selected—Did Not Pitch

John Lackey, Continued

Career Fielding Record

YEAR	CLUB	POS	PCT.	G	GS	PO	A	E	TC	DP	
2002	ANAHEIM	P	1.000	18	18	4	16	0	20	2	
2003	ANAHEIM	P	.923	33	33	14	22	3	39	2	
2004	ANAHEIM	P	1.000	33	32	15	23	0	38	1	
2005	LOS ANGELES (AL)	P	.909	33	33	5	25	3	33	0	
2006	LOS ANGELES (AL)	P	1.000	33	33	9	26	0	35	1	
2007	LOS ANGELES (AL)	P	.959	33	33	22	25	2	49	5	
2008	LOS ANGELES (AL)	P	.792	24	24	9	10	5	24	3	
2009	LOS ANGELES (AL)	P	.946	27	27	13	22	2	37	3	
2010	BOSTON	P	.935	33	33	22	21	3	46	3	
2011	BOSTON	P	.921	28	28	19	16	3	38	4	
2012					Did Not Play						
2013	BOSTON	P	.959	29	29	18	29	2	49	0	
Career Totals			P	.944	324	323	150	235	23	408	24

Career Batting Totals

	AVG.	G	AB	R	H	2B	3B	HR	RBI	SH	SF	HB	BB	SO	SB	CS	E
Major League Totals	.093	324	43	2	4	2	0	0	2	3	0	0	0	14	0	0	23

Career Single-Game Highs

INNINGS PITCHED	9.0, 13 times, last 9/19/13 vs. BAL
LOW-HIT COMPLETE GAME	1, 7/7/06 for LAA at OAK (9.0 IP)
STRIKEOUTS	12, 2 times, last 6/26/13 vs. COL
HITS ALLOWED	15, 7/10/08 for LAA at TEX
RUNS ALLOWED	10, 9/26/08 for LAA vs. TEX
WALKS ALLOWED	7, 4/21/06 for LAA at OAK
HOME RUNS ALLOWED	3, 6 times, last 9/24/13 at COL
WINNING STREAK	6, 7/9/11-8/12/11
EJECTIONS (3)	5/24/04 for LAA at TOR (HP, J. Reynolds) 5/2/06 for LAA vs. OAK (HP, D. Scott) 5/16/09 for LAA at TEX (HP, B. Davidson)
SCORELESS INNINGS STREAK	30.2, 6/26/06-7/19/06

John
Lackey

RYAN LAVARNWAY 20

Full Name: Ryan Cole Lavarney
Bats: Right **Throws:** Right **Height:** 6-4 **Weight:** 240
Opening Day Age: 26 (Turns 27 on August 7)
Born: August 7, 1987 in Burbank, CA
Resides: Denver, CO
Major League Service: 1 year, 40 days
Acquired: Selected in the sixth round of the 2008 June Draft
Signed By: Ray Fagnant (Red Sox)
Contract Status: Signed through 2014



C

Career Highlights

- 🔥 In his 7th professional season...Has seen ML action with BOS in each of the last 3 years.
- 🔥 Made ML debut with the Red Sox in 2011 after tallying 32 homers in the minor leagues that year, the most by a Red Sox farmhand since 2004.
- 🔥 On 9/27/11 at BAL, became the 3rd player in ML history to hit multiple homers (2) in his 1st game started at catcher.
- 🔥 Caught teammate Craig Breslow on 8/18/12 to become the 2nd ever battery of former Yale University players in a ML game, joining PHI Athletics pitcher Al Hubbard and catcher Jack Jones in 1883.
- 🔥 Named Red Sox Minor League Offensive Co-Player of the Year in back-to-back seasons in 2010-11...Also earned Red Sox Minor League Player of the Year honors from both the Boston Chapter of the BBWAA and *Baseball America* following the 2011 season.

2013: Hit .299 (23-for-77) in 25 games over 4 stints with the Red Sox, his 3rd consecutive campaign appearing in the majors.

- 🔥 Appeared in 22 games behind the plate and made 18 starts, all at catcher...Threw out 5 of 30 attempted base stealers (16.7%).
- 🔥 Hit safely in 15 of his 18 starts and reached base safely in all but 2...Overall hit .294 (20-for-68) as a starter and went 3-for-9 (.333) as a sub, including 1-for-5 as a PH (.200).
- 🔥 Batted .319 (15-for-47) against right-handed pitching compared to .267 (8-for-30) against lefties.
- 🔥 Recalled for 1st ML stint of the year on 4/25...Optioned following the 4/27 tilt without appearing in a game.
- 🔥 Played 3 games (2 starts) with the Sox in his 2nd stint from 5/12-23...Played 16 times (13 starts) in 3rd stretch with the club from 6/18-8/18.
- 🔥 After going 0-for-3 in 1st start on 5/14, hit safely in 7 straight starts from 5/15-7/11 (.308, 8-for-26).
- 🔥 On 8/6 at HOU, hit a 2-run double in the 5th inning to put the Sox ahead for good in a 15-10 win.
- 🔥 Hit safely in a career-high 9 straight ML games from 7/29-9/22...Batted .412 (14-for-34) with 3 doubles, a homer, 10 RBI, and 6 runs during the streak.
- 🔥 Beginning with 9/1 recall for 4th ML stint of the season, went 6-for-17 (.353) with 6 RBI in 6 games.
- 🔥 Hit 1st ML homer of the year 9/4 vs. DET, his 5th career HR and 1st at Fenway Park.
- 🔥 Spent majority of 2013 with Triple-A Pawtucket, hitting .250 (45-for-180) with 9 doubles, 3 HR, and 24 RBI.
- 🔥 Hit safely in 21 of 28 Triple-A games between April and May, batting a combined .301 (31-for-103) with 8 doubles, all 3 homers, and 18 RBI in those months.
- 🔥 Threw out 18 of 45 attempted base stealers (40.0%) at Triple-A, the 4th-best rate among International League catchers (min. 30 SB attempts).

2012: Began the year at Triple-A Pawtucket before recall to BOS on 8/1...Appeared in 46 games with the Red Sox over the remainder of the season...Led the team with 27 games caught and 24 starts at catcher beginning on 8/12.

- 🔥 Made 28 appearances behind the plate with the Sox overall, including 25 starts...Also started 16 times at DH...Started 25 of the Sox last 29 games (15 C, 10 DH) and had 35 starts in the club's last 42 games beginning 8/18...With BOS, caught 3 of 31 attempted base stealers (9.7%).
- 🔥 Caught Craig Breslow on 8/18 at NYY to become the 2nd-ever battery of Yale products in a ML game, with the 1st being PHA P Al Hubbard and C Jack Jones on 9/15/1883...They were the 1st pair of former Bulldogs to play in at least 1 game for the same ML team in a season since Frank Quinn and Sam Mele, who both played for the Red Sox in 1949.
- 🔥 Posted a career-long 5-game hit streak at a .316 clip (6-for-19) from 8/24-29, during a career-long 7-game on-base streak from 8/24-9/1.
- 🔥 Hit a go-ahead solo home run in 6th inning on 9/4 at SEA, driving in the game-winning run.

Ryan Lavarney, Continued

🔥 Knocked a 3-run homer and matched a career high with 4 RBI on 9/14 at TOR (2nd time, also 9/27/11 at BAL).

🔥 Played in 83 games for Pawtucket to begin the year, including 80 contests behind the plate...Was leading the International League in games caught at the time of his recall.

🔥 Was the starting catcher in the IL All-Star Game and also named a post-season IL All-Star.

🔥 Entered the season as the No. 9 prospect in the Red Sox system according to *Baseball America*.

2011: Hit 32 home runs between Double-A Portland and Triple-A Pawtucket before playing 17 games with BOS in his 1st career ML action.

🔥 Tied for 4th among all minor leaguers in homers, the most by a Red Sox farmhand since 2004 (Earl Snyder, 36).

🔥 Tabbed Red Sox Offensive Co-Player of the Year for the 2nd straight season...Also named Red Sox Minor League Player of the Year by both the Boston Chapter of the BBWAA and *Baseball America*.

🔥 Selected as the catcher on *Baseball America's* annual Minor League All-Star Team...Was also rated by the publication as the best power prospect in the International League in 2011.

🔥 Was behind the plate in 8 games with the Red Sox, including 2 starts, and caught his only attempted base steal-er...Also made 7 starts at DH...Was 0-for-2 as a pinch-hitter.

🔥 Became 6th former Yale student to play for BOS, 1st since Craig Breslow in 2006, and Yale's 1st position player to appear in an ML game since Dick Tettelbach from 1955-57.

🔥 Selected to the Sox active roster on 8/18 and made ML debut that night at KC with a start at DH.

🔥 Singled and scored in the 5th inning on 8/19 at KC for 1st ML hit and run...Collected 1st RBI with a single in the 6th on 8/20 at KC.

🔥 Hit safely in 4 of 7 tilts for a .304 clip (7-for-23) with 2 doubles, 3 RBI, 3 runs, and 4 walks over his 1st stint with the big league club before he was optioned back to Pawtucket on 8/25...Recalled again on 9/5 for the remainder of the season.

🔥 Made 1st ML start at catcher on 9/27 at BAL and went 2-for-4 with 2 homers and 4 RBI, his 1st career home runs...Became only the 3rd player in ML history with multiple homers in his 1st game started behind the plate, along with PHI's Bobby Pfeil on 7/27/71 and TOR's J.P. Arencibia on 8/7/10, and SD's Yasmani Grandal did it the next season on 6/30/12...Is the only backstop in this group to also throw out a runner, nabbing Adam Jones in the 2nd...At 24 years and 51 days old, was the youngest Red Sox with a multi-homer game since Nomar Garciaparra hit 2 at the same age on 9/12/97 at MIL...Was the 1st Red Sox with a multi-homer game within his 1st 16 ML contests since John Marzano's 13th game on 8/16/87 vs. TEX.

🔥 Combined to hit .290 (126-for-435) with 23 doubles, 32 homers, 93 RBI, 75 runs, and 57 walks in 116 games in the minor leagues and threw out 36.7 percent (29 of 79) of attempted base stealers.

🔥 Placed 3rd among Sox minor leaguers in RBI and ranked 6th among BOS's full-season farmhands in AVG.

🔥 After joining the PawSox on 6/13, led the International League in home runs (18) and SLG (.612) while pacing Pawtucket with a .295 AVG (67-for-227), 18 doubles (tied), and 55 RBI in 61 games.

🔥 Homered 8 times in 10 contests from 7/10-22...Topped the minor leagues with a 1.256 SLG and 1.825 OPS in that stretch.

🔥 Named IL Player of the Week from 7/18-24, over which he hit .409 (9-for-22) with 3 doubles, 4 home runs, and 11 RBI in 6 games.

🔥 Following the season, played in 5 games with Bravos de Margarita of the Venezuelan Winter League, batting .357 (5-for-14) with a double and 5 walks.

🔥 Attended 1st Major League Spring Training as a non-roster invitee after entering the season as BOS's No. 1 catching prospect according to *Baseball America*.

2010: Played with High-A Salem and Double-A Portland, earning Red Sox Minor League Offensive Co-Player of the Year honors.

🔥 Combined to hit .288 (133-for-462) with 22 home runs and a career-high 102 RBI.

🔥 Led the Red Sox farm system and ranked 11th among all minor leaguers in RBI...Paced qualifying Red Sox hitters with a .487 SLG.

🔥 Also finished among organizational leaders in homers (2nd, 22), walks (3rd, 70) and AVG (5th, .288).

🔥 Combined to throw out 20 of 60 (33.3%) attempted base stealers in 53 games caught between the 2 stops.

🔥 Named the Carolina League's Player of the Week for 4/12-18 after hitting .462 (18-for-39) with 3 homers and 15 RBI during that span.

Youngest Red Sox Catchers With Multi-HR Games (Since 1916)

AGE	PLAYER	DATE
23/158	Mike Ryan	5/2/1965 (G2)
24/051	Ryan Lavarney	9/27/2011
24/183	John Marzano	8/16/1987
24/214	Rich Gedman	4/27/1984

Ryan
Lavarney



Ryan Lavarney, Continued

🔴 Was BOS's Minor League Offensive Player of the Month for April after hitting .355 (27-for-76) with 6 homers and a Carolina League-best 23 RBI in the month.

🔴 Named to both the Carolina League's mid- and post-season All-Star teams...Went 1-for-2 as the league's starting catcher in the exhibition against the California League on 6/22 in Myrtle Beach.

🔴 Was leading the CL in RBI (63) and home runs (tied, 14) at the time of his transfer to the Sea Dogs on 7/15... Despite the promotion, was Salem's overall leader with 14 homers.

🔴 Selected as Eastern League Player of the Week for 8/23-29...Led all Double-A players with 7 extra-base hits and 4 home runs (tied) while batting .421 (8-for-19) with 7 runs in that period.

🔴 Also played 21 games for Peoria of the Arizona Fall League, hitting .268 (22-for-82) with 3 homers and 12 RBI.

🔴 Following the season, was rated as the No. 17 prospect in the Carolina League by *Baseball America*.

2009: Spent 1st full season with Single-A Greenville and led Red Sox farmhands with 21 home runs and a .540 SLG.

🔴 Ranked 3rd in the South Atlantic League in homers...Tied for 2nd in both the SAL and among Red Sox minor leaguers with 87 RBI.

🔴 Paced the Drive while ranking among circuit leaders in extra-base hits (1st, 59), doubles (3rd, 36), SLG, (4th), HR/AB ratio (4th, 19.24), and total bases (5th, 218)...Also topped Drive qualifiers with a .285 AVG and led the team in at-bats (404), runs (60), hits (115), and walks (50).

🔴 Tallied a season-high, 14-game hitting streak from 5/6-6/4, batting .346 (18-for-52) with 4 homers in that time.

🔴 Drove in 65 runs over his last 63 games beginning 6/20.

🔴 Made 66 appearances behind the plate and 40 as DH...Threw out 28.4 percent (33 of 116) of potential base stealers.

🔴 Hit .304 (7-for-23) with 1 homer in 6 playoff games.

2008: Made his professional debut with Short-A Lowell.

🔴 Reached base safely via hit, walk, or HBP in 18 of his 21 starts.

🔴 Caught 27.3 percent (3 of 11) of attempted base stealers in 10 games as catcher.

🔴 Went 1-for-9 (.111) in 3 playoff games.

Personal

🔴 Married to Jamie.

🔴 Was a semifinalist for the Johnny Bench Award and Golden Spikes Award as a junior at Yale in 2008...Also was a candidate for the Brooks Wallace National Player of the Year, named Second-Team All-Ivy and First-Team All-New England that year after leading the Ivy League in homers (13), RBI (42), walks (29), SLG (.824), and OBP (.541) while pacing the Bulldogs with a .398 AVG...Became the Ivy League's all-time leader with 33 career homers (since surpassed)... Hit for an NCAA-best .467 (70-for-150) with an .873 SLG during his sophomore season...Was a philosophy major.

🔴 Graduated from El Camino Real (CA) High School in 2005.

🔴 Participated in the Red Sox Rookie Program in 2011.

IN THE COMMUNITY

During Spring Training in 2012 and 2013, Ryan signed autographs at Red Sox Fantasy Camp and attended the JetBlue Park Open House...Participated in a Fort Myers Day of Service, working to fill backpacks with food for children...Met with Jimmy Fund patients during their trip to Fort Myers...Attended the Diamond Dinner benefitting the Children's Hospital of Southwest Florida...Also attended Picnic in the Park to benefit the Red Sox Foundation...Was a part of the Boston Moves for Health campaign and participated in Sox Talks speaking to inner-city children...Spoke to children at Red Sox Kids Camp and attended "Baseball Day" at the Children's Museum...Visited with children at Camp Harbor View and interacted with fans during Kids Run the Bases at Fenway Park...Spent time with members of the John Hancock Heart Walk team...During the 2012-13 offseason, attended the Red Sox Road Trip visiting Burlington, VT; New Haven, CT; Worcester, MA; Jimmy Fund; and Children's Hospital Boston...Participated in the Fenway Park Holiday Fest and Christmas at Fenway in 2012... Also took part in the Holiday Caravan during the 2011 offseason visiting the Jimmy Fund, Beth Israel Deaconess Medical Center, Shriners' Hospital, Children's Hospital Boston, Franciscan Hospital for Children, Massachusetts General Hospital, New England Center for Homeless Veterans, and the Boston Medical Center in December...He met with fans as part of the Red Sox Road Trip with stops in Freeport, ME; Burlington, VT; and Manchester, NH in January...During the 2011 season, took part in a player/fan photo session...Competed in the Dancing with the New Stars event that benefitted the Red Sox Foundation.

Ryan Lavarney, Continued

Ryan Lavarney's Career Record

YEAR	CLUB	AVG.	G	AB	R	H	2B	3B	HR	RBI	SH	SF	HB	BB	SO	SB	CS	E
2008	Lowell	.211	22	71	10	15	5	0	2	9	0	0	3	8	18	0	0	0
2009	Greenville	.285	106	404	60	115	36	2	21	87	0	6	6	50	113	1	2	6
2010	Salem	.286	82	304	66	87	18	0	14	63	0	3	9	44	62	1	0	3
	Portland	.285	44	158	25	45	9	0	8	39	0	2	4	26	42	0	0	0
2011	Portland	.284	55	208	35	59	5	0	14	38	0	4	2	25	47	0	0	1
	BOSTON	.231	17	39	5	9	2	0	2	8	0	0	0	4	10	0	0	0
	Pawtucket	.295	61	227	40	67	18	0	18	55	0	1	4	32	60	1	1	1
2012	Pawtucket	.295	83	319	52	94	22	0	8	43	0	4	4	40	62	1	0	6
	BOSTON	.157	46	153	11	24	8	0	2	12	0	2	0	11	41	0	0	2
2013	BOSTON	.299	25	77	8	23	7	0	1	14	0	1	2	2	17	0	0	1
	Pawtucket	.250	50	180	23	45	9	0	3	24	0	5	4	25	25	0	0	2
Major League Totals		.208	88	269	24	56	17	0	5	34	0	3	2	17	68	0	0	3
Minor League Totals		.282	503	1871	311	528	122	2	88	358	0	25	36	250	429	4	3	19
Red Sox Totals		.208	88	269	24	56	17	0	5	34	0	3	2	17	68	0	0	3

2008 Signed by the Boston Red Sox as a sixth-round selection in the June Draft

Additional Batting Statistics

YEAR	CLUB	OBP	SLG	OPS	TB	GDP
2011	BOSTON	.302	.436	.738	17	1
2012	BOSTON	.211	.248	.459	38	4
2013	BOSTON	.329	.429	.758	33	3
Major League Totals		.258	.327	.585	88	8

Career Fielding Record

YEAR	CLUB	POS	PCT.	G	GS	PO	A	E	TC	DP
2011	BOSTON	C	1.000	8	2	22	3	0	25	0
2012	BOSTON	C	.990	28	25	183	11	2	196	0
2013	BOSTON	C	.993	22	18	131	8	1	140	4
Career Totals		C	.992	58	45	336	22	3	361	4

Career Single-Game Highs

HITS	2, 14 times, last 9/5/13 at NYY
DOUBLES	1, 17 times, last 9/7/13 at NYY
HOME RUNS	2, 9/27/11 at BAL
RBI	4, 2 times, last 9/14/12 at TOR
RUNS SCORED	2, 2 times, last 9/4/13 vs. DET
WALKS	2, 2 times, last 9/8/12 vs. TOR
STRIKEOUTS	3, 3 times, last 8/6/13 at HOU
STOLEN BASES	None
HITTING STREAK	9, 7/29/13-9/22/13
EJECTIONS	None

Home Run Notes

MULTI-HOME RUN GAMES (1)
2-HOME RUN GAMES (1)
9/27/11 at BAL
LEADOFF HOME RUNS (0)
GRAND SLAMS (0)
PINCH-HIT HOME RUNS (0)
EXTRA-INNING HOME RUNS (0)
GAME-ENDING HOME RUNS (0)
INSIDE-THE-PARK HOME RUNS (0)

Ryan
Lavarney



TOMMY LAYNE 59

Full Name: Thomas Kevin Layne
Bats: Left **Throws:** Left **Height:** 6-2 **Weight:** 189
Opening Day Age: 29
Born: November 2, 1984 in St. Louis, MO
Resides: St. Charles, MO
Major League Service: 100 days
Acquired: Signed as a minor league free agent on Nov. 14, 2013
Signed By: Howard McCullough (Diamondbacks)
Contract Status: Signed through 2014



LHP

Non-Roster Invitee

Career Highlights

- Is in his 8th professional season and 1st with the Red Sox...Began his career in the Arizona Diamondbacks system after being selected by the club in the 26th round of the 2007 June Draft.
- Has spent the majority of the last 2 seasons in the Padres organization...Was acquired by SD from ARI in exchange for cash on 5/3/12.
- Has posted a 2.84 ERA (8 ER/25.1 IP) over his 40 career appearances in the majors, all for the Padres (2012-13).
- Has posted a 1.07 WHIP in the majors (19 hits/8 walks).
- As a professional, has allowed only 49 HR in 278 career games in 729.1 innings between the majors and minors (0.60 HR/9.0 IP).

2013: Posted a 2.08 ERA (2 ER/8.2 IP) in 14 appearances over his 4 stints with the Padres.

- No runs allowed in 11 of his 14 appearances in the majors and no ER in 12 of 14 games.
- Held opponents to a .111 AVG (1-for-9) with RISP for SD and stranded 12 of his 13 inherited runners.
- Allowed the 1st HR of his big league career on 6/24 vs. PHI, his 33rd career appearance...Began his career with 22.1 innings without surrendering a long ball.
- Began the season with Triple-A Tucson where he ranked 2nd on the staff in appearances (49).
- Held Pacific Coast League lefties to a .227 AVG (17-for-75).
- Did not allow a HR over his final 40 appearances of the season (38.2 IP)...Allowed his only HR of the season on 4/26 vs. Colorado Springs.

2012: Made his ML debut with the Padres in his 6th professional season...Went 2-0 with a 3.24 ERA (6 ER/16.2 IP) in 26 games, all in relief.

- Began the season with Triple-A Reno in the Diamondbacks organization before being traded to SD on 5/3...Was assigned to Tucson where he worked out of the starting rotation.
- Had a 7.77 ERA in 5 starts for Tucson and was transferred to Double-A San Antonio at the end of May.
- Allowed 10 ER in 15.0 IP over his first 3 appearances (2 starts) for San Antonio...Was moved into the bullpen for the remainder of the season and posted a 1.31 ERA (3 ER/20.2 IP) in 29 games.
- Overall had a 1.05 ERA (3 ER/25.2 IP) in 30 relief appearances.
- Was selected to SD's ML roster on 8/14 and made his ML debut that day at ATL...Struck out all 3 batters he faced in 1.0 scoreless inning of work.
- Did not allow a run over his first 11 appearances (8.2 IP) from 8/14-31 (2 H, BB, 14 SO)...Was scored upon just once in his first 19 games (6 H, 2 BB, 20 SO, 1.54 ERA).
- Recorded his 1st ML save in his 1st opportunity on 8/22 vs. PIT.
- Earned his first ML victory on 9/4 at LAD...Fanned all 3 batters he faced in a scoreless 10th inning in the Padres' 6-3 victory in 11 innings.
- Held opponents to a .148 (9-for-61) AVG with SD, which included a .083 AVG (3-for-36) against LHH...RHH were .240 (6-for-25) against him.
- Fanned 25 batters in 16.2 IP for the Padres for a 13.5 SO/9.0 IP ratio...Issued only 3 BB in his 26 games.

2011: Appeared in 35 games (18 starts) between Reno and Double-A Mobile, combining to go 12-7 with a 5.75 ERA (89 ER/139.1 IP).

- Finished tied for the staff lead in wins (10) for Reno.
- Between both clubs was 9-6 with a 6.06 ERA (68 ER/101.0 IP) in 18 starts and 3-1 with a 4.93 ERA (21 ER/38.1

Tommy Layne, Continued

IP) in 17 relief appearances.

👉 Went 4-0 with a 2.30 ERA (7 ER/27.1 IP) in 9 games (2 starts) in May.

👉 Was transferred to Mobile in July... Made 3 starts for the club, earning wins in his first 2 (2-0, 2.84 ERA, 4 ER/12.2 IP).

2010: Went 12-7 with a 3.74 ERA (62 ER/149.1 IP) in 26 starts for Mobile...Led the staff in wins, complete games (3) and innings...Finished 3rd on the team in SO (91).

👉 Ranked 2nd among Southern League leaders in complete games, 3rd in wins and innings, and 11th in ERA.

👉 Threw a 4-hit shutout on 5/22 at Birmingham (7.0 IP)...Allowed only 1 ER in 9.0 IP in his 3rd CG of the year, 7/3 vs. Montgomery.

👉 Posted a 1.20 ERA (4 ER/30.0 IP) in 5 starts in July.

👉 Held lefties to a .217 AVG (39-for-180).

👉 Went 2-1 with a 3.14 ERA (5 ER/14.1 IP) in 4 games (2 starts) for Leones de Ponce in the Puerto Rican Winter League.

2009: Combined to go 4-5 with a 3.53 ERA (38 ER/97.0 IP) in 35 games (10 starts) between High-A Visalia and Mobile.

👉 Threw 2.0 or more innings in 16 of his 25 relief appearances for Visalia.

👉 Had a season-best 15.0-inning scoreless streak that spanned 7 games for Visalia from 5/28-6/19.

👉 Allowed 3 runs or fewer in 28 of his 29 appearances for Visalia.

👉 Named ARI's Minor League Pitcher of the Month for July after going 1-1 with a 2.59 ERA (7 ER/24.1 IP) in 9 games (3 starts).

👉 Held lefties to a .135 AVG (14-for-104) between both levels.

👉 Pitched for Scottsdale in the Arizona Fall League...Had a 4.97 ERA (7 ER/12.2 IP) in 12 relief appearances.

👉 Made 2 starts for Criollos de Caguas in the Puerto Rican Winter League (0-0, 3.38 ERA).

2008: Worked as both a starter and reliever for Single-A South Bend in his 2nd professional season.

👉 Finished tied for 2nd on the staff in games (35) and 4th in innings (115.0).

👉 Was 5-4 with a 3.54 ERA (27 ER/68.2 IP) in 13 starts and 1-1 with a 3.30 ERA (17 ER/46.1 IP) in 22 relief appearances.

👉 Held opponents to a .224 AVG (39-for-174) as a reliever.

👉 Had a season-best 20.1-inning scoreless streak that spanned 11 games, 4/15-5/25.

👉 Made starts in 10 of his final 11 appearances of the season after appearing as a reliever in 21 of his first 24 games of the season.

2007: Made his professional debut with Rookie-level Missoula.

👉 Struck out 7 in 3.0 scoreless innings in his pro debut on 6/19 vs. Helena.

Personal

👉 Married to Meghan.

👉 2003 graduate of Zumwalt South (MO) High School.

👉 Southwest Illinois JC (2004-05), Central Missouri State (2006) and Mount Olive College (NC) (2007).



Tommy Layne, Continued

Tommy Layne's Career Statistics

YR	CLUB	W-L	ERA	G	GS	CG	SHO	SV	IP	H	R	ER	HR	HB	BB	SO	WP	BK
2007	Missoula	4-8	4.63	16	16	0	0	0	79.2	94	49	41	9	2	23	66	7	1
2008	South Bend	6-5	3.44	35	13	0	0	0	115.0	107	48	44	3	6	43	71	3	1
2009	Visalia	4-2	2.86	29	4	0	0	0	66.0	63	27	21	1	3	25	43	7	0
	Mobile	0-3	4.94	6	6	0	0	0	31.0	27	21	17	0	3	19	24	2	0
2010	Mobile	12-7	3.74	26	26	3	1	0	149.1	146	75	62	9	6	57	91	10	1
2011	Mobile	2-0	2.55	3	3	0	0	0	17.2	16	5	5	1	1	6	14	4	0
	Reno	10-7	6.21	32	15	0	0	0	121.2	148	95	84	14	6	57	56	6	0
2012	Reno	0-2	10.35	5	4	0	0	0	20.0	30	24	23	4	2	9	14	1	0
	San Antonio	0-5	3.28	32	2	0	0	1	35.2	31	15	13	2	0	16	36	1	0
	Tucson	0-3	7.77	5	5	0	0	0	22.0	28	20	19	4	3	15	19	0	0
	SAN DIEGO	2-0	3.24	26	0	0	0	2	16.2	9	6	6	0	3	3	25	0	0
2013	Tucson	2-4	4.50	49	0	0	0	0	46.0	49	29	23	1	4	27	41	5	0
	SAN DIEGO	0-2	2.08	14	0	0	0	0	8.2	10	4	2	1	2	5	6	1	0
Major League Totals		2-2	2.84	40	0	0	0	2	25.1	19	10	8	1	5	8	31	1	0
Minor League Totals		40-46	4.50	238	94	3	1	1	704.0	739	408	352	48	36	297	475	46	3

2007 Signed by the Arizona Diamondbacks as a 26th round selection in the June Draft

2012 Acquired by the San Diego Padres in exchange for cash considerations on 5/3

2013 Signed by the Boston Red Sox as a minor league free agent on 11/14

Career Fielding Record

YEAR	CLUB	POS	PCT.	G	GS	PO	A	E	TC	DP
2012	SAN DIEGO	P	.500	26	0	1	1	2	4	0
2013	SAN DIEGO	P	1.000	14	0	0	1	0	1	0
Career Totals		P	.600	40	0	1	2	2	5	0

Career Single-Game Highs (In Relief)

INNINGS PITCHED	2.1, 5/26/13 for SD at ARI
STRIKEOUTS	3, 2 times, last 9/4/12 for SD at LAD
HITS ALLOWED	3, 5/26/13 for SD at ARI
RUNS ALLOWED	2, 3 times, last 6/26/13 for SD vs. PHI
WALKS ALLOWED	2, 9/27/13 for SD at SF
HOME RUNS ALLOWED	1, 6/24/13 for SD vs. PHI
EJECTIONS	None
SCORELESS INNINGS STREAK	8.2, 8/14/12-8/31/12

RED SOX ALL-FENWAY PARK TEAM

As part of the 100th Anniversary Celebration of Fenway Park in 2012, the Red Sox presented an All-Fenway Park Team comprising the greatest 40 Red Sox players, and 3 managers, in Fenway Park history to appear in their positions of play. The All-Fenway Park Team was voted on by fans, historians, front office staff, and the club's historical and archival consultants. Below are the three teams that make up the 40-man roster along with the 3 managers of each team.

Starting Lineup (Voted By Fans)

Carlton Fisk – C
Jimmie Foxx – 1B
Dustin Pedroia – 2B
Wade Boggs – 3B
Nomar Garciaparra – SS
Ted Williams – LF
Fred Lynn – CF
Dwight Evans – RF
Pedro Martinez – RHP
Lefty Grove – LHP
Jonathan Papelbon – Closer
David Ortiz – DH
Terry Francona – Manager
Bernie Carbo – PH
Dave Roberts – PR

First Reserves

Jason Varitek – C
Mo Vaughn – 1B
Bobby Doerr – 2B
Mike Lowell – 3B
Johnny Pesky – SS
Carl Yastrzemski – LF
Dom DiMaggio – CF
Trot Nixon – RF
Roger Clemens – P
Luis Tiant – P
Tim Wakefield – P
Dennis Eckersley – P
Dick Radatz – P
Joe Cronin – Manager

Second Reserves

Rich Gedman – C
George Scott – 1B
Jerry Remy – 2B
Frank Malzone – 3B
Rico Petrocelli – SS
Jim Rice – LF
Reggie Smith – CF
Tony Conigliaro – RF
Babe Ruth – P
Smoky Joe Wood – P
Curt Schilling – P
Bill Lee – P
Jim Lonborg – P
Dick Williams – Manager

JON LESTER 31

Full Name: Jonathan Tyler Lester
Bats: Left **Throws:** Left **Height:** 6-4 **Weight:** 240
Opening Day Age: 30
Born: January 7, 1984 in Tacoma, WA
Resides: Sharpsburg, GA
Major League Service: 7 years, 75 days
Acquired: Selected in the second round of the 2002 June Draft
Signed By: Gary Rajsich (Red Sox)
Contract Status: Signed through 2014



LHP

Career Highlights

Owns a 100-56 record in 221 career games (200 starts) for a .641 winning percentage, the 3rd-highest mark among active pitchers with at least 140 decisions.

His 1,237 career strikeouts are the most in club history for a left-handed pitcher and 5th most overall on the franchise list...Also ranks among Sox all-time lefty leaders in wins (3rd) and starts (2nd)...His 17 games with at least 10 SO are the most double-digit strikeout games by a Sox southpaw and 4th-most overall by a BOS hurler.

Earned his 100th career win in the game that clinched the AL East Division on 9/20/13 vs. TOR...Became the 11th player, and 3rd left-hander, to win 100 games with the Red Sox...Joined Smoky Joe Wood (100-49), Mel Parnell (100-55), Bob Stanley (100-75), and Roger Clemens (100-47) as the only players to win their 1st 100 career games with Boston...Only Wood, Clemens, and Parnell did it in fewer outings.

Selected to the American League All-Star team twice, earning the honor in 2010 and 2011.

Went 76-34 (.691) from 2006-11 for the 6th-highest win pct. by an AL pitcher in his 1st 6 ML seasons since 1901 (min. 100 decisions) behind Johnny Allen (.739, 1932-37), Whitey Ford (.734, 1950, 53-57), Ron Guidry (.724, 1975-80), Vic Raschi (.705, 1946-51), and Tim Hudson (.702, 1999-2004).

Made 31 or more starts in each of last 6 seasons beginning in 2008, joining Cy Young (8, 1901-1908), Roger Clemens (7, 1986-92), and Luis Tiant (6, 1973-78) as only Sox pitchers to achieve the feat in at least 6 consecutive seasons...Is the 1st Red Sox lefty to do it.

Surpassed the 200.0-inning mark 5 times in his career (2008-10, 2012-13), tied for the 2nd-most such seasons ever by a Red Sox left-hander with Bruce Hurst, trailing only Mel Parnell (6)...His 5 200.0-inning seasons are tied for the 5th most in team history among all BOS pitchers.

Since the start of the 2008 season, is tied for 3rd in the AL with 89 wins with Jered Weaver, behind only Justin Verlander (102), and CC Sabathia (94)...Also ranks among AL leaders in, SO (4th, 1127), starts (4th, 194), IP (5th, 1,232.0), SO/9.0 IP (6th, 8.23), win pct. (9th, .622, 89-54), opponent AVG (8th, .247), and ERA (10th, 3.65) in that time.

Tallied at least 150 SO in each of the last 6 seasons from 2008-13, 1 of 11 ML hurlers to accomplish that feat...Is 1 of 4 Red Sox to record 150 or more strikeouts at least 6 times with BOS, joining Roger Clemens (10 times), Pedro Martinez (7), and Cy Young (6).

Has collected 10 career complete games, all since 2008, the 3rd-most by an AL lefty in that time behind Cliff Lee (14) and CC Sabathia (14)...Went the distance twice in each of 3 seasons from 2008-10, the 1st Sox southpaw with at least 2 complete games in 3 straight campaigns since Bruce Hurst did it in 7 straight, 1983-89.

Has induced 127 double plays since 2008, the 2nd most among American Leaguers (5th in the majors) in that time behind only SEA's Felix Hernandez (145).

Recorded at least 15 wins and 150 strikeouts in each of 4 seasons from 2008-11, 1 of 3 major leaguers to reach both those marks in every year in that time, along with CC Sabathia and Roy Halladay...Is the only Red Sox left-hander to accomplish the marks in as many as 4 seasons and 1 of 4 Sox hurlers overall, along with Cy Young (6 seasons, 1901-05, '08), Roger Clemens (7, 1986-92), and Pedro Martinez (5, 1998-2000, '02, '04).

Was the only hurler with at least 15 wins in the AL in all 4 seasons from 2008-11...CC Sabathia and Roy Halladay were the only other ML pitchers to reach the 15-win mark in each of those 4 years...Became the 1st Sox pitcher

RED SOX ALL-TIME SO LEADERS

SO	PLAYER	YEARS
2,590	Roger Clemens	1984-96
2,046	Tim Wakefield	1995-2011
1,683	Pedro Martinez	1998-2004
1,341	Cy Young	1901-08
1,060	Jon Lester*	2006-13
1,108	Josh Beckett	2006-12
1,075	Luis Tiant	1971-78
1,043	Bruce Hurst*	1980-88
986	Joe Wood	1908-15
969	Bill Monbouquette	1958-65

* Left-handed pitcher

Jon
Lester

Jon Lester, Continued



2014
Red Sox

award was established in 1965 to honor baseball great Fred Hutchinson, who died of cancer the previous year at age 45, and is given annually to a Major League Baseball player who best exemplifies "Hutch's" fighting spirit and competitive desire.

🔴 Threw the 18th official no-hitter in club history to beat KC, 7-0, on 5/19/08 at Fenway Park...Was the 5th no-hitter by a left-handed Sox pitcher and 1st since Mel Parnell's on 7/14/56 vs. CWS.

🔴 Recorded a career-high 225 strikeouts in both 2009 and 2010...Joins Roger Clemens (8 seasons), Pedro Martínez (6), Smoky Joe Wood (2), and Cy Young (2) as the only Sox pitchers ever with multiple 200-K campaigns.

🔴 Has made Opening Day starts for the Red Sox in each of the last 3 years (2011-13)...Is only the 4th Red Sox left-handed hurler to make consecutive Opening Day starts, and first since Mel Parnell (1952-54)... Babe Ruth (1916-18) and Lefty Grove (1939-40) are the only other lefties to do it...Made 1st career Opening Day start in 2011, becoming the 11th left-hander (18th time) ever to start for BOS on Opening Day

🔴 Won his 1st 14 career decisions against the Orioles from 8/13/06-4/28/11, the longest win streak ever vs. the O's franchise (since 1901) to begin a career...Was the 1st ML pitcher to win his 1st 14 decisions against 1 franchise since Roy Oswalt won his 1st 15 decisions vs. the Reds from 2001-05...The last Sox pitcher to win that many consecutive decisions against any team was Tom Brewer with 14 vs. PHA/KCA, 7/2/54-7/24/57.

🔴 Has compiled a 6-4 record with a 2.11 ERA (18 ER/76.2 IP) in 13 career playoff games (11 starts)...Owns a 1.97 ERA (16 ER/73.0 IP) in his 11 starts, the lowest career mark ever by a Red Sox starter with at least 40.0 postseason innings and 4th all-time among AL lefties.

🔴 Won the decisive Game 4 of the 2007 World Series at Colorado, tossing 5.2 scoreless innings in a 4-3 Sox victory... Had battled back from lymphoma earlier in the year.

🔴 Went 4-1 with a 1.56 ERA (6 ER/34.2 IP) in 5 postseason starts for BOS through the 2013 ALDS, ALCS, and World Series...Started the 1st game of all 3 series, and now has 5 for his career, the most ever for a Red Sox pitcher.

2013: Went 15-8 (.652) with a 3.75 ERA (89 ER/213.1 IP) over 33 starts to lead the Red Sox in wins, games started, innings pitched, strikeouts (177), and quality starts.

🔴 Matched his single-season career high in games started (also 2008 and 2012), tied for 4th in the AL and just 1 game shy of the ML leaders.

🔴 Ranked among AL leaders in wins (T-6th) and winning percentage (9th).

🔴 Set new single-season career high in innings (previous 210.1 in 2008), the 7th most in the AL (T-12th in MLB).

🔴 Won 15 games for the 5th time in his career, tied with Pedro Martínez, Luis Tiant, and Mel Parnell as the 3rd-most 15-win seasons as a Red Sox, trailing only Roger Clemens and Cy Young (both with 7).

🔴 Has collected at least 15 wins in all but 1 season since 2008 (9-14 in 2012)...CC Sabathia is the only other pitcher in the ma-

with at least 4 consecutive 15-win seasons since Roger Clemens notched 7 straight from 1986-92, and is 1 of only 3 BOS lefties to accomplish the feat along with Dutch Leonard (1914-17) and Mel Parnell (1948-51).

🔴 Earned 2008, 2009, 2010, and 2013 Red Sox Pitcher of the Year Honors from the Boston Chapter of the BBWAA...Shared the award with Clay Buchholz in 2010.

🔴 Launched the NVRQT cancer research fundraising campaign with the Pediatric Cancer Research Foundation in May 2012...Short for 'never quit', the rally cry NVRQT is the voice to support kids in their battle against pediatric cancer and the researchers working endlessly to find a cure.

🔴 Received the 2007 Tony Conigliaro Award for overcoming adversity.

🔴 Honored with the 2008 Hutch Award from the Fred Hutchinson Cancer Research Center in a ceremony at SafecoField in Seattle on 1/21/09...The

RED SOX CAREER POSTSEASON ERA LEADERS AS A STARTER

Jon's 1.97 postseason ERA as a starter is the best mark among active pitchers with at least 30.0 postseason innings.

PITCHER	ERA	IP	YEARS
Babe Ruth	0.87	31.0	1916, 18
Ernie Shore	1.82	34.2	1915-16
Jon Lester	1.97	38.1	2007-09, 13
Bill Dinneen	2.06	35.0	1903
Bruce Hurst	2.29	51.0	1986, 88

* Minimum 30.0 innings

Jon Lester, Continued

jors to reach the 15-win mark in 5 seasons during that span.

🔴 Eclipsed 200.0 innings pitched for the 5th time, tied for the 5th most such seasons by a Red Sox and just 1 shy of Mel Parnell's 6 for the most by a Boston left-hander.

🔴 Finished the season as the all-time Red Sox left-handed leader with 1,237 SO, ranking 5th overall on Boston's all-time list (Cy Young is next with 1,341).

🔴 Also among Red Sox lefty leaders, ranks 3rd with 100 wins (11th overall, Lefty Grove is next with 105) and 2nd with 220 GS (7th overall, Bill Monbouquette is next with 228).

🔴 Went 9-1 with a 2.68 ERA (26 ER/87.1 IP) in starts following a Red Sox loss this season...Boston was 11-2 in those contests.

🔴 Was 6-1 and posted a 2.84 ERA (23 ER/73.0 IP) in 11 day games, the 8th-lowest rate among AL qualifiers...His 6 day wins were tied for the 4th most by an American Leaguer...His .857 winning percentage during the day was 2nd to only Max Scherzer's 1.000 mark (5-0).

🔴 Was the 1st Red Sox left-handed starter to begin a season 6-0 since Bill Lee in 1978 (6-0).

🔴 Struck out 5 or more batters in each of his 1st 9 starts of 2013, the longest ever such streak to begin a campaign by a Red Sox left-hander and 1 shy of the longest streak in his career (twice, last 4/7-5/25/11).

🔴 Allowed 3 runs or fewer and 6 hits or less in each of his 1st 5 starts from 4/1-24, becoming the 1st Sox lefty starter to do it in the club's 1st 21 games of a season in the live ball era (since 1920)...Only 2 other Sox starters overall have done it in that time: Pedro Martinez in 2000 and Roger Clemens in 1991.

🔴 Gave up his 1st homer of the season on 4/24 vs. OAK, ending a stretch of 5 straight starts without allowing a long-ball since 10/2/12...His 4-game homerless stretch to start 2013 was a new career high.



RED SOX ALL-TIME LEFT-HANDED OPENING DAY STARTERS

Jon's 1.97 postseason ERA as a starter is the best mark among active pitchers with at least 30.0 postseason innings.

DATE	PITCHER	OPP	SCORE
4/26/1901	Win Kellum	at BAL	L6-10
4/14/1914	Ray Collins	vs. WSH	L0-3
4/12/1916	Babe Ruth	vs. PHA	W2-1
4/11/1917	Babe Ruth	at NYY	W10-3
4/15/1918	Babe Ruth	vs. PHA	W7-1
4/20/1939	Lefty Grove	at NYY	L0-2
4/16/1940	Lefty Grove	at WSH	W1-0
4/18/1950	Mel Parnell	vs. NYY	L10-15
4/17/1951	Bill Wight	at NYY	L0-5
4/15/1952	Mel Parnell	at WSH	W3-0
4/16/1953	Mel Parnell	at PHA	W11-6
4/13/1954	Mel Parnell	at PHA	L4-6
4/10/1968	Dick Ellsworth	at DET	W7-3
4/7/1970	Gary Peters	at NYY	W4-3
4/2/1984	Bruce Hurst	at CAL	L1-2
4/7/1986	Bruce Hurst	at DET	L5-6
4/3/2005	David Wells	at NYY	L2-9
4/1/2011	Jon Lester	at TEX	L5-9
4/5/2012	Jon Lester	at DET	L2-3
4/1/2013	Jon Lester	at NYY	W8-2

* Source: Elias Sports Bureau

🔴 Threw a 1-hit shutout on 5/10 vs. TOR...It was his 10th career complete game and 3rd career shutout...Had gone 149 starts between shutouts (last 7/3/08 at NYY).

🔴 Allowed just 1 base runner, the 1st Red Sox to do that at Fenway Park since Derek Lowe vs. TB in a 4/27/02 no-hitter (1 BB).

🔴 Was the 1st Sox left-hander to allow 1 hit or less in a CG since his no-hitter on 5/19/08 vs. KC and was the 1st Red Sox left-hander to allow exactly 1 hit in a CG since Frank Viola on 9/30/92 at TOR...Marked the 1st time since at least 1916 that a Sox lefty held an opponent to 1 hit or none without allowing a walk in a CG.

🔴 With 5 strikeouts on 5/15 at TB, passed Josh Beckett (1,108 SO) for 5th on the Red Sox all-time list.

🔴 Appeared in his 200th game on 5/31 at NYY, the 14th Red Sox left-hander to reach that milestone.

🔴 Tallied his 200th career start on 6/6 vs. TEX, becoming the 3rd Red Sox left-hander and 12th Boston hurler overall to reach that milestone.

🔴 Posted a 2.57 ERA (25 ER/87.2 IP) after the All-Star break, the 6th-best rate in the AL in that



Jon Lester, Continued

time...11 of his 13 outings during that span were quality starts.

⚡ Did not allow a home run in a career-high 9 straight starts from 8/8-9/20...Went 70.1 homerless innings over the streak, surpassing his previous career high of 62.2 IP in 2009.

⚡ Had a quality start in 9 consecutive outings from 8/8-9/20, posting an AL-best 1.80 ERA (13 R/65.0 IP) in that time (5th in the MLB)...The 9-game quality start streak matched his career high from 8/4-9/19/09 which was also the last time any Red Sox had a QS streak that long.

⚡ Made his 218th career start on 9/14 vs. NYY, passing Bruce Hurst and Tom Brewer for 7th on the Sox all-time list...It also eclipsed Hurst for 2nd-most starts by a Sox left-hander.

⚡ Earned his 100th career win in the game that clinched the AL East Division on 9/20 vs. TOR...Became the 11th player, 3rd left-hander, to win 100 games with the Red Sox...Joined Smoky Joe Wood (100-49), Mel Parnell (100-55), Bob Stanley (100-75), and Roger Clemens (100-47) as the only players to win their 1st 100 career games with Boston...Only Wood, Clemens, and Parnell did it in fewer outings.

⚡ Went unbeaten (4-0) with a 2.55 ERA (12 ER/42.1 IP) in 6 starts against the Blue Jays...His 4 wins vs. TOR matched the most by a Red Sox in a single season since 1977 when the Blue Jays came into existence...Joined Tim Wakefield (2004), Chuck Rainey (1979), and Dennis Eckersley (1978) as the only Boston pitchers to tally 4 wins in a season against the Jays, all going 4-0.

POSTSEASON: Went 4-1 with a 1.56 ERA (6 ER/34.2 IP) in 5 postseason starts for BOS through the ALDS, ALCS, and World Series...Started Game 1 of all 3 series: ALDS vs. TB on 10/4 (W, 7.2 IP, 2 ER), ALCS vs. DET on 10/12 (L, 6.1 IP, ER), and World Series vs. STL on 10/23 (W, 7.2 IP 0 R)...His five career Game 1 starts are the most for any pitcher in Red Sox history (set the record with his 4th in ALCS Game 1 vs. DET on 10/12)...Tied a Red Sox postseason record by fanning each of the first 4 hitters he faced in ALDS Game 1 vs. TB on 10/4...Took the loss in the Sox' 1-0 defeat by DET in Game 1 of the ALCS...Earned the win in Game 5 of the ALCS at DET on 10/17 (5.1 IP, 2 ER) to give the Sox a 3-2 series lead headed back to Boston...Pitched 7.2 scoreless innings in Game 1 of the World Series against the Cardinals at Fenway Park...Became the 3rd Red Sox LHP ever to start Game 1 of the Fall Classic joining Babe Ruth (1918), and Bruce Hurst (1986)...Became the 1st starting pitcher to win consecutive World Series games for his team (2007 Game 4 at COL) since STL's Bob Gibson did so in Games 7 and 1 of the 1967 and 1968 Fall Classic, respectively...Recorded his 4th win of the postseason with a victory in Game 5 at STL on 10/28...Allowed 1 ER in 7.2 innings to finish the series with a 0.59 ERA (1 ER/15.1 IP)...The win was the 6th of his postseason career which ties him with Pedro Martinez for the most in Red Sox history.

2012: Led the Sox and finished among AL leaders in starts (T-4th, 33), complete games (T-5th, 3), and innings (10th, 205.1)...Topped BOS with 17 quality starts, including 7 in last 12 outings.

⚡ His 4.82 ERA was the highest of his career after posting a sub-3.50 ERA in each of his previous 4 seasons from 2008-11...Matched career high for games started...Tossed career-high 3 complete games (4/11 at TOR, 5/14 vs. SEA, 8/30 at LAA), the most by a Sox left-hander since Frank Viola in 1992 (6).

⚡ Established a club-record for career strikeouts by a left-handed pitcher, passing Bruce Hurst (1,043) during his start on 9/11 vs. NYY (ended season with 1,060)...Also moved up to 7th on the Sox all-time strikeout list, passing Bill Monbouquette (969), Smoky Joe Wood (986), and Hurst during the 2012 season.

⚡ Induced career-high-tying 27 double plays (also 2008), tied for 2nd-most in the ML (TOR's Henderson Alvarez, 30).

⚡ Received 4.65 runs of support per 9.0 innings (106 RS/205.1 IP), the lowest rate among Red Sox starters with at least 50.0 IP...Left with the lead as the pitcher of record but ended up not factoring in the decision 6 times.

⚡ Went 6-4 with a 3.20 ERA (35 ER/98.1 IP) in 15 starts on the road, the 3rd-best road ERA among AL leaders...Allowed 1 ER or less 7 times away from home...Held opponents to a .238 AVG (87-for-365) on the road, the 8th-best rate among AL hurlers.

⚡ Posted a .220 opponent AVG (47-for-214) in day games, the 7th-best rate among American Leaguers with at least 5 starts during the day.

⚡ Was Sox Opening Day starter for 2nd straight year, getting the nod on 4/5 at DET...Became 1st Red Sox lefty to make back-to-back Opening Day starts since Mel Parnell did it 3 straight years from 1952-54...Babe Ruth (1916-18) and Lefty Grove (1939-40) are the only other LHP to start on Opening Day in consecutive years for BOS.

⚡ Snapped career-long stretches of 5 losses and 8 winless starts (dating back to 9/11/11) with his 1st win of the year on 4/28 at CWS...Surrendered career-high 11 runs on 7/22 vs. TOR...Posted a 3.92 ERA (37 ER/85.0 IP) in his final 13 starts following that outing.

⚡ Tallied 1,000th career SO in his 176th career outing on 7/28 at NYY, becoming the 2nd-fastest Red Sox pitcher to hit the milestone after Roger Clemens (1,220 SO) and 8th-fastest big league left-hander since 1918.

⚡ Allowed 3 runs or less in 9 of last 12 starts beginning 8/2, tallying a 3.76 ERA (33 ER/79.0 IP) in that span...Won

RED SOX ALL-TIME 10-50 GAME LEADERS

PITCHER	10-50 GAMES
Pedro Martinez	72
Roger Clemens	68
Joe Wood	18
Jon Lester	17
Bruce Hurst	13

Jon Lester, Continued

a season-high 3 consecutive starts from 8/12-24.

⚡ Struck out a season-high 12 batters over 6.0 innings on 8/12 at CLE...Marked the 3rd time in Red Sox history that a pitcher struck out at least 12 batters while tossing 6.0 or fewer innings...Lester also did it with 12 SO in 6.0 IP on 5/31/09 at TOR, and Pedro Martinez had 13 SO over 6.0 frames on 4/19/01 at TB.

⚡ Lost to BAL for 1st time in his 21st career start against the club on 9/21, falling to 14-1 against the O's...The 14-game win streak against BAL was the longest ever vs. the Orioles franchise (since 1901) to begin a career.

2011: Finished tied for 10th in the AL with 15 wins and tied for 9th with a .625 winning pct. (9 losses)...Placed 8th among AL leaders with an average of 8.55 SO/9.0 innings (182 SO/191.2 IP)...Selected to the AL All-Star team for the 2nd straight year.

⚡ Limited left-handed batters to a .207 clip (38-for-184), the 3rd-lowest mark among AL southpaws.

⚡ Held opponents scoreless in 6 outings, tied for 4th most among AL starters, 1 shy of the league leaders...Allowed 1 run or less 13 times, tied for 5th most in that group, and tied for 8th by yielding 2 runs or less 17 times.

⚡ Recorded 19 quality starts, 2nd on the team behind Josh Beckett's 20...Was 13-4 with a 1.83 ERA (26 ER/128.0 IP) in those 19 quality outings.

⚡ Received an AVG of 6.86 runs of support per 9.0 IP (146 runs/191.2 IP), 2nd-highest rate among ML qualifiers behind TEX's Derek Holland (7.64)...Got at least 6 runs of support in 10 of 31 starts, including 10 runs or more 5 times.

⚡ Won 7 of 10 daytime decisions, tied for 2nd most in the AL behind DET's Justin Verlander (8), and tied for 3rd in the majors, also trailing Philadelphia's Roy Halladay (11)...Notched a 3.25 ERA (26 ER/72.0 IP) in his 12 day starts compared to 3.61 (48 ER/119.2 IP) in 19 nighttime outings.

⚡ Tallied a season-high 11 SO twice, 5/3 vs. LAA and 9/6 at TOR.

⚡ Was 3-0 with a 2.08 ERA (7 ER/30.1 IP) over 5 starts vs. TOR...Became the 2nd Red Sox hurler ever to go undefeated in at least 5 starts against the Blue Jays in a single season, joining Hideo Nomo (3-0 in 5 starts in 2001).

⚡ Won his first 2 of 5 starts vs. NYY, 5/15 (6.0 IP, 4 R/ER) and 6/7 (6.0 IP, 3 R/ER), both in the Bronx...Including wins in his final 3 starts against NYY in 2010, became the 1st Boston pitcher to win 5 consecutive starts against the Yankees since Reggie Cleveland won 5 in a row from 7/26/75-6/18/77...4 of those victories were in New York, the 1st Red Sox hurler to win 4 straight starts in the Bronx since Roger Clemens won 4 at the original Yankee Stadium, 9/30/87-6/10/89...Was the 1st Sox lefty to win 4 straight starts against the Yankees in New York since Babe Ruth won 4 in a row from 1916-17, with all 4 of those games being played at the Polo Grounds...5-start win streak came to an end with a loss vs. NYY at Fenway on 8/5 (6.0 IP, 3 R/ER) and win streak in New York ended with a loss on 9/24 (2.2 IP, 8 R/ER).

⚡ Made 1st career Opening Day start on 4/1 at TEX, becoming the 11th left-hander (18th time) ever to start for BOS on Opening Day, 1st since David Wells at Yankee Stadium on 4/3/05...At 27 years and 84 days old, was the youngest Sox pitcher to start on Opening Day since Pedro Martinez on 4/1/98 (26 years, 158 days) and youngest left-hander with an Opening Day assignment for BOS since Bruce Hurst on 4/2/86 (26 years, 9 days)...Did not factor in the Red Sox 9-5 loss after surrendering 5 runs, all coming on a career-high 3 home runs, over 5.1 innings...Failed to record a strikeout for just the 2nd time in his career, also 4/9/08 vs. DET (5.1 IP).

⚡ Recorded 6 straight quality starts from 4/7-5/3, tied for the 2nd-longest such streak of his career behind a 9-gamer from 8/4-9/19/09...During the 6-start span, went 4-1 with a 1.54 ERA (7 ER/41.0 IP).

⚡ Struck out at least 5 batters in 10 straight starts from 4/7-5/25 with 70 total SO over 64.1 innings...The streak tied for the longest such stretch of his career (also, 4/12-5/30/10) and tied for the 3rd longest in the AL in 2011 (DET's Justin Verlander, 22; NYY's CC Sabathia, 17).

⚡ Tallied a 7-game win streak, 4/17-5/25, tied for 5th longest in the AL in 2011 and tied for the 2nd-longest stretch of winning decisions in his career behind an 8-gamer, 4/28-6/16/10...Posted a 3.22 ERA (18 ER/50.1 IP) over 8 starts in that time...Won each of 4 straight starts from 4/17-5/3 (1.33 ERA, 4 ER/27.0 IP), tied for his 2nd-longest career streak of consecutive winning starts behind a 6-gamer, 8/27-9/25/10.

⚡ Passed Dutch Leonard (771) to move into 2nd place among Sox lefty career strikeout leaders with his 2nd of 5 SO during his start on 5/20 vs. CHC.

⚡ Threw a season-high 127 pitches in a losing effort on 5/30 vs. CWS (5.2 IP, 7 R/ER)...Marked his 2nd-most pitches thrown in a single game in his career behind his no-hitter (130 on 5/19/08 vs. KC).

⚡ Earned his 10th win with 7.0 scoreless innings in a 5-2 Sox victory at PHI on 6/30...Became the 1st Sox lefty with 10 wins over the club's 1st 80 games of a season since Bill Lee in 1975...Also the 1st time he accumulated 10 wins before the end of June.

⚡ Notched a season-high, 16.0-inning scoreless streak over parts of 3 starts from 6/30 (1st inning)-7/25 (5th).

⚡ Posted a 1.56 ERA (3 ER/17.1 IP) over 3 July starts while going 1-0 (club 2-1)...Was the 4th-lowest ERA in the month among AL hurlers with at least 3 starts.

⚡ Left his start on 7/5 vs. TOR with a left latissimus strain after 4.0 no-hit innings...Had allowed only 1 baserunner (walk, J.P. Arencibia) and struck out 5 batters but did not factor in Boston's 3-2 win...Since 1919, it was the latest a Sox starter was removed from a game with no hits allowed...Placed on the 15-day disabled list on 7/6 due to the

Jon Lester, Continued

left latissimus strain and activated 7/25.

Added to the AL All-Star roster on 7/10...When Mariners pitcher Felix Hernandez became inactive with a start in final game before the break, was next-highest ranked player-elected pitcher...Due to DL stint, was replaced by TOR's Ricky Romero.

Allowed 1 ER or none in a career-high 5 straight starts from 8/16-9/6, going 4-0 with a 1.16 ERA (4 ER/31.0 IP) in that time...Since 1919, the only other left-handed Red Sox starter with such a run was Lefty Grove who also had a 5-game stretch from 4/17-5/5/36.

Made last start of the season in the club's final game on 9/28 at BAL on 3-days rest, his 3rd-career appearance (2nd start) on 3-days rest (other start came on 4/23/08 vs. LAA)...Threw 6.0 innings of 2-run ball but did not factor in the Red Sox 4-3 walk-off loss.

2010: Named Red Sox Pitcher of the Year along with Clay Buchholz by the Boston Chapter of the BBWAA...Posted a career-high 19 wins and was selected to his 1st AL All-Star team.

Marked 3rd straight season winning Boston Pitcher of the Year honors...With Clay Buchholz, became 1st pair of Sox hurlers to share the award since Bill Lee and Luis Tiant in 1973.

Finished 4th in American League Cy Young Award voting (1, 3rd place votes; 9, 4th and 12, 5th).

19 wins were the most by a Red Sox left-hander since Mel Parnell tallied 21 victories in 1953...At 26-years-old, was the youngest Sox southpaw with at least 19 victories in a season since Babe Ruth won 24 as a 22-year-old in 1917.

Tied his career high for SO with 225 for the 2nd straight year (also 2009).

Led the AL and was 2nd in the majors in SO/9.0 IP (9.7)...Ranked among AL leaders in wins (T-2nd, 19), SO (3rd, 225), opponent AVG (4th, .220), ERA (9th, 3.25), win pct. (9th, .679), and BB (3rd)...Also was tops among Sox hurlers in wins, strikeouts, and opponent AVG.

Finished 3rd in the AL with a 2.88 road ERA (36 ER/112.1 IP) and led MLB with 11 road wins.

Went 14-6 with a 3.48 ERA (59 ER/152.2 IP) in 24 night starts, tied with Clay Buchholz for the AL lead in night wins and 10th in the circuit in night ERA...8th in the AL with a 2.60 day ERA (16 ER/55.1 IP) while going 5-3.

Tied with SEA's Felix Hernandez and TEX's C.J. Wilson for the AL lead with 20 starts of 2 runs or less and tied with Hernandez and OAK's Trevor Cahill to pace the circuit with 15 starts of 1 run or less...Tied with OAK's Gio Gonzalez for the AL lead with 8 starts of no runs allowed.

Recorded 10 or more SO in 7 outings, most in the AL and tied with MIL's Yovani Gallardo and SF's Tim Lincecum for the most in the majors...Marked a new single-season career high (6 in 2009)...Reached double-digit SO in a career-high 4 straight starts from 8/27-9/13, the longest such streak in the majors since Jake Peavy also compiled 4 straight for the Padres from 4/25-5/11/07...The last Sox hurler to do it was Pedro Martinez with a 5-game run, 5/12-6/04/01...It was the longest ever such streak by a Sox lefty.

Went 3-0 with a 2.16 ERA (6 ER/25.0 IP) in 4 starts vs. the Orioles, improving his career record against BAL to 13-0 with a 2.33 mark (26 ER/100.1 IP)...With his final win of the season over the O's on 9/1, passed Red Faber for the longest win streak vs. the Orioles franchise to begin a career...Faber had victories in each of his 1st 12 decisions vs. the St. Louis Browns from 1914-16.

Started and lost the 1st official game at the Twins new Target Field on 4/12 (4 ER/5.0 IP)...Became the 1st Red Sox hurler to start the 1st official game at a new ML ballpark since Howard Ehmke on 4/18/23 against NYY at Yankee Stadium (4-1 loss).

Recorded his 500th career SO against Willy Aybar in the 4th inning on 4/18 vs. TB...Became the 7th LHP in Sox history to reach that mark, 1st since Bruce Hurst on 9/20/85 vs. DET...Was the fastest southpaw ever to reach 500 SO for BOS, doing so in his 95th appearance.

Tallied a career-long, 8-game win streak over 11 starts from 4/23-6/16 (2.01 ERA, 17 ER/76.0 IP, 82 K's), the longest stretch by a left-handed Sox starter since Roger Moret went 12-0, 9/19/71-9/12/73...In 2010, only the Yankees CC Sabathia (9, 6/3-7/22) and Rockies Ubaldo Jimenez (9, 5/15-7/8) had longer win streaks.

Put together a season-high, 15.2-inning scoreless streak from 4/23-5/4 (4th inning)...Had 2 straight scoreless outings (5.2 IP vs. BAL on 4/23; 7.0 IP at TOR on 4/28) before allowing a run in the 4th inning vs. LAA on 5/4...Also compiled a 15.0-inning scoreless run from the 8th inning on 9/13 at SEA through a pair of scoreless 7.0 inning starts, 9/19 vs. TOR and 9/25 at NYY.

Allowed just 1 hit with 11 SO over 7.0 IP for the win on 4/28 at TOR...Became the 1st BOS lefty to allow 1 hit or



Jon Lester, Continued

less over at least 7.0 IP while striking out at least 10 since Roger Moret on 8/21/74 vs. CWS (9.0 IP, 1 H, 12 SO).

🔥 Named AL Pitcher of the Month for May, his 3rd career monthly honor (also July and September 2008)...During the month, went 5-0 with an AL-best 1.84 ERA (5 ER/44.0 IP) and an ML-best 45 SO over 6 starts.

🔥 Threw a pair of complete games, including his 100th career start on 5/20 vs. MIN (2 R/1 ER) and opposite Tim Lincecum on 6/27 at SF (1 R)...Drove in what proved to be the winning run with a 3rd-inning sac fly on 6/27, becoming the 1st Sox pitcher to throw a complete game and record an RBI in the same game since Luis Tiant on 9/16/72.

🔥 Won on 5/25 at TB, holding the Rays to just 1 hit while walking 5 and fanning 9 over 6.0 scoreless IP...Combined with Manny Delcarmen (1.0 IP), Daniel Bard (1.0 IP), and Jonathan Papelbon (1.0 IP) on BOS's 2nd 1-hitter of the season (also 5/22 at PHI).

🔥 Fanned 6 or more batters in a career-high 9 straight starts from 6/10-7/30, the longest such streak by a Sox lefty in club history, and longest overall for any Sox hurler since Pedro Martinez, 8/1-9/14/04 (also 9 straight).

🔥 Earned a decision in each of his final 19 starts of the season beginning 6/16, posting a 12-7 record in that time... Was the longest streak by a Red Sox player since Tim Wakefield's 26-game run, 4/6-8/25/07.

🔥 Improved career record to 50-18 with a victory over ARI on 6/16 in his 106th career game, becoming just the 8th lefty ever to win his 1st 50 games with the Sox and 1st since Bruce Hurst won his 50th on 9/1/86 vs. TEX...Was the fastest Red Sox to reach 50 wins since Roger Clemens did it in 91 games.

🔥 Tallied a 2.78 ERA (37 ER/120.0 IP) before the break, the best mark by any Sox lefty in the 1st half of a season since Bruce Hurst's 2.65 mark in 1984.

🔥 Earned 1st career All-Star selection, voted on the AL squad via the player ballot, BOS's 1st lefty starter to receive the honor since Bruce Hurst in 1987...Tossed a perfect 6th, recording a hold in the 7/13 exhibition in Anaheim.

🔥 Retired his 1st 17 batters and fanned career-high 13 in a 5-1 loss at Safeco Field on 7/24...Gave up 5 runs (4 ER) in 7.2 IP...The 13 SO were the most in a game by a Sox lefty since Bruce Hurst, 5/5/87 at OAK (14).

🔥 Won a career-high 6 straight starts from 8/27-9/25, posting a 1.76 ERA (8 ER/41.0 IP) with 54 SO during the run... Became 1st Sox lefty to win at least 6 consecutive outings since Bob Ojeda, 9/1-28/83 (6).

🔥 Earned the victory in his 1st 5 starts of September, becoming the 1st Red Sox pitcher to win 5 games in the month in any single season since Roger Clemens in 1987 (5-1).

🔥 Did not strike out a batter in the 1st inning on 9/19 at TOR after recording 1 or more strikeout in each of the previous 26.0 innings in which he faced at least 1 batter (began 2nd inning at TB on 8/27)...It was the longest such ML streak since Rich Harden went 30.0 consecutive frames with at least 1 strikeout, 7/6-8/5/08...Pedro Martinez was the last Sox pitcher to accomplish the feat, recording 1 SO or more in 40.0 straight innings with at least 1 batter faced, 8/8-9/10/99.

2009: Named Red Sox Pitcher of the Year by the Boston Chapter of the BBWAA for the 2nd straight year...Finished among AL leaders in SO/9.0 innings (2nd, 9.96), SO (3rd, 225), ERA (5th, 3.41), complete games (T-9th, 2), and wins (T-10th, 15).

🔥 9.96 SO/9.0 innings were 3rd among all major league hurlers, behind only SF's Tim Lincecum (10.42) and DET's Justin Verlander (10.09).

🔥 Led all ML lefties in strikeouts and finished among AL southpaws in ERA (2nd), opponent AVG (2nd, .242), innings (3rd, 203.1), wins (3rd), and starts (T-3rd, 32).

🔥 Was 3rd in the AL with 23 quality starts and tied for 3rd among major league lefties behind PHI's Cliff Lee (24) and LAD's (NL) Randy Wolf (24).

🔥 Topped 15-win and 200-inning plateaus for 2nd year in a row, the 10th left-hander in Sox history to reach those marks in consecutive seasons, 1st since Bruce Hurst (1987-88).

🔥 225 strikeouts set a career high (tied in 2010) and ranked 15th in club single-season history...Were the most ever for a Red Sox left-hander, passing the mark of 190 SO set by Bruce Hurst in 1987...Also the highest total for a Sox pitcher overall since Pedro Martinez's 227 in 2004...Became the 10th BOS player in club history to reach 200 SO.

🔥 Fanned at least 10 batters on 6 occasions, the most ever by a Red Sox left-hander (passed with 7 in 2010)...Pedro Martinez was the last Sox hurler with more double-digit SO games in a season with 9 in 2002...Tim Lincecum (8) and Justin Verlander (7) were the only major leaguers with more 10-SO games.

🔥 Went 6.0 innings or more on 26 occasions, tied for 8th in the AL...Tossed 7.0 or more frames 12 times.

🔥 Struck out 10 Yankees in a 6-4 win on 5/4 in the Bronx...Lefty Grove was the last Red Sox lefty to fan at least 10 Yankees in a game with 11 at Fenway Park on 9/6/36.

🔥 Was 3-5 with a 6.07 ERA (40 ER/59.1 IP) over his 1st 10 starts through 5/26, but went 12-3 with a 2.31 ERA (37 ER/144.0 IP) in 22 starts over the remainder of the season.

🔥 Fanned 10 or more batters while limiting opponents to 1 run or less on 3 hits or fewer in 3 consecutive starts from 5/31-6/12, the longest such streak by any ML pitcher since 1900.

🔥 Tossed a complete-game 2-hitter in an 8-1 win over TEX on 6/6 at Fenway Park...Retired the 1st 19 batters he faced before a 1-out double by Michael Young in the 7th inning.

Jon Lester, Continued

⚡ Threw 17.0 scoreless innings from 9/1-13, the 2nd-longest stretch by a Sox hurler in 2009 behind Josh Beckett's 18.0-inning run, 8/1-12.

⚡ Was forced out of his 9/25 start at Yankee Stadium with a contusion on the right quadriceps muscle after being hit by a Melky Cabrera line drive.

POSTSEASON: Started Game 1 of the ALDS at LAA, allowing 3 runs on 4 hits and 4 walks while fanning 5 over 6.0 innings in the 5-0 loss...All 3 runs came on a homer by Torii Hunter in the 5th inning...Was the 2nd year in a row that he started the club's 1st post-season game...Is the only left-hander in Sox history to do so and was the 1st pitcher overall since Pedro Martinez (1998-99).

2008: Spent 1st full season in the majors and ranked among AL leaders in wins (T-7th, 16), starts (T-5th, 33), complete games (T-9th, 2), shutouts (T-1st, 2), innings (7th, 210.1), ERA (4th, 3.21), and winning pct. (4th, .727)...Threw a no-hitter on 5/19 vs. KC.

⚡ Named Red Sox Pitcher of the Year by the Boston Chapter of the BBWAA...Was the 1st lefty to get the honor since Bruce Hurst in 1988.

⚡ Finished 3rd among AL lefties with 16 wins, the most by a Sox left-hander since Bruce Hurst's 18 in 1988...Was 6th among ML southpaws with 210.1 innings, 3rd in the AL.

⚡ Became the 3rd left-handed Red Sox pitcher ever to reach 15 wins, 30 starts, 200.0 innings, 150 SO and a sub-3.50 ERA in a single season, joining Babe Ruth (1916) and Lefty Grove (1937) (did it again in 2009-10).

⚡ Posted a 5-1 record and 1.41 ERA (10 ER/63.2 IP) in 9 starts following a Sox loss, with the team going 7-2 in those contests...Was 3-0 with a 0.29 ERA (1 ER/31.1 IP) in 4 starts following a series sweep against the Sox.

⚡ Went 11-1 in 17 starts at Fenway Park, tied for AL lead in home wins...2.49 home ERA (32 ER/115.2 IP) was the 2nd lowest in AL...Went at least 6.0 innings in 14 of 17 home starts, with 7.0 frames or more in 10 of those contests.

⚡ Fell to DET, 7-2, on 4/9, his 1st home start of the season, before going undefeated over his next 16 Fenway outings, posting an 11-0 record and 2.28 ERA (28 ER/110.1 IP) in that span...Was the longest streak by a Red Sox starter since Jack Kramer won 14 straight home decisions from 5/11/48-9/13/49.

⚡ Started BOS's 2nd game of the season, 3/26 against OAK in Tokyo, Japan...Allowed 4 runs on 5 hits and 3 BB and struck out 4 over 4.0 innings in a 5-1 loss.

⚡ Tossed the 18th no-hitter in Red Sox history in a 7-0 win vs. KC on 5/19 at Fenway Park...Had a season-high 9 SO and allowed just 2 base runners on walks in the 2nd and 9th innings...Retired 20 straight batters between the free passes...Tossed a career-high 130 pitches...Was just the 2nd no-hitter ever against the Royals, the 1st since Nolan Ryan's 1st career no-no, 5/15/73.

⚡ Threw his 2nd shutout of the season on 7/3 at NYY...Allowed 5 hits with 2 walks and 9 SO over 9.0 innings for the 7-0 win...Was the 1st shutout by a Sox lefty at Yankee Stadium since Roger Moret on 7/4/73.

⚡ Named AL Pitcher of the Month for July, going 3-0 with a 2.05 ERA (7 ER/30.2 IP), 28 SO, and 6 BB...Was his 1st-ever monthly honor.

⚡ Took home AL Pitcher of the Month again for September, the 1st BOS pitcher with multiple monthly awards in a season since Pedro Martinez (4) in 1999...Was 4-1 with a 2.14 ERA (8 ER/33.2 IP) with 28 SO over 5 starts.

⚡ Won the 9/8 contest against the Rays, the record-breaking 456th consecutive home sellout at Fenway Park.

POSTSEASON: Went 1-2 with a 2.36 ERA (7 ER/26.2 IP) over the ALDS and ALCS, leading the Red Sox with 4 starts, 26.2 innings, and 26 SO...Earned the win in Game 1 of the ALDS at LAA on 10/1, the 1st Sox lefty to start and win Game 1 of a playoff series since Bruce Hurst (Game 1, 1986 World Series)...Did not allow an earned run in 14.0 innings in the Division Series, the 2nd-highest total ever behind Jerry Reuss' 18.0 frames with the Dodgers in 1981...Gave up a 3-run homer to B.J. Upton in Game 3 of the ALCS to snap a string of 24.2 consecutive scoreless postseason frames dating back to Game 2 of the 2007 ALCS.

2007: Spent the majority of the 2nd half with BOS, but also had stints with 3 of the Sox minor league affiliates while working his way back from lymphoma treatments.

⚡ began the year on the DL and was sent to Single-A Greenville on rehab assignment on 4/5 and made 3 starts for the Drive, posting a 2.08 ERA (3 ER/13.0 IP).





Jon Lester, Continued

☛ Sent to Triple-A Pawtucket to continue rehabbing on 4/25 and was 0-1 with a 2.25 mark (2 ER/8.0 IP) before experiencing muscle cramping in his left forearm on 5/2 vs. Indianapolis...Recalled from the rehab assignment after that start and spent the next 2 weeks undergoing treatment before beginning a 2nd rehab stint with the PawSox... Activated from DL on 6/11 and optioned to Pawtucket.

☛ Recalled from Triple-A Pawtucket on 7/23 for his 1st ML stint of 2007...Earned the win with a start that night at CLE, his 1st since 8/23/06 at LAA...Gave up 2 runs on 5 hits in 6.0 IP, walking 3 and striking out 6 in BOS's 6-2 victory.

☛ Optioned to Double-A Portland on 8/23 and made 1 start for the Sea Dogs before being called up again 9/2... Went 2-0 with a 3.34 ERA (11 ER/29.2 IP) in 6 September outings (5 starts).

POSTSEASON: Made 3 postseason appearances (1 start) for BOS...Got the start and earned the win to secure the Sox' 4-game sweep of the Rockies in the World Series on 10/28 at COL...Went 5.2 scoreless innings in that outing, allowing 3 hits and 3 BB with 3 SO in BOS' 4-3 victory...Prior to that start, threw 3.0 scoreless innings in relief in Game 4 of the ALCS on 10/16 at CLE... Finished the postseason with a combined 8.2 scoreless innings over his final 2 postseason appearances.

2006: Made ML debut and 15 starts overall for BOS after June call-up before season was cut short due to the anaplastic large cell lymphoma diagnosis in late August.

☛ Despite only 15 starts and 81.1 innings, tied for 4th among AL rookies with 7 wins.

☛ Became the 1st Red Sox rookie to win his 1st 5 decisions (6/16-7/18) since Aaron Sele won his 1st 6 in 1993.

☛ Began season with Pawtucket and made the jump to the majors after only 11 Triple-A starts.

☛ Made big league debut at Fenway Park on 6/10, recording a no-decision in BOS's 7-4 loss vs. TEX (3 ER/4.1 IP).

☛ Earned 1st win, 4-1, at ATL on 6/16 (6.0 IP, 5 H, 1 R/ER, 3 BB, 5 SO)...Struck out 10 in a 9-3 win vs. WSH on 6/21, his 1st win at Fenway (6.0 IP, 1 R/ER)...Did not suffer his 1st ML loss until his 10th start, 7/28 vs. LAA (6.1 IP, 5 R/ER).

☛ On 7/18, tossed 8.0 innings and combined with Jonathan Papelbon (1.0 IP) to 1-hit the Royals in a 1-0 win at Fenway Park...Became the 1st Sox rookies to combine on a shutout since Dana Kiecker (8.0 IP) and Jeff Gray (1.0 IP) on 8/24/90, a 2-0 win at TOR.

☛ Placed on the DL on 8/24...After undergoing treatment, was pronounced cancer-free in December 2006.

2005: Led the Eastern League with a 2.61 ERA and 163 strikeouts for Double-A Portland, earning EL Pitcher of the Year and Red Sox Minor League Pitcher of the Year honors.

☛ Selected to the EL's year-end All-Star team and on the year-end Topps Double-A All-Star squad.

☛ Led the BOS organization in SO and was 1st among full-season pitchers in ERA...Was 1 of 3 Sox farmhands with an organization-best 11 wins.

☛ Also earned mid-season All-Star honors, but did not appear in the game.

☛ Named Red Sox Minor League Pitcher of the Month in June and July, going 3-1 with a 1.69 ERA (6 ER/32.0 IP) in 6 starts in June and 2-2 with a 1.54 ERA (4 ER/23.1 IP) in 4 starts in July.

2004: Spent almost entire year with Single-A Sarasota and also made 1 start for Rookie-level Gulf Coast League Red Sox.

☛ Struck out 97 in 90.1 innings with Sarasota, an AVG of 9.7 SO/9.0 innings...Held opponents to a .244 AVG (82-for-336).

☛ Posted the 1st double-digit SO game of his career, fanning 10, 5/23 vs. Lakeland.

2003: Appeared in 24 games (21 starts) for Single-A Augusta.

☛ Named Red Sox Minor League Pitcher of the Month in April, going 1-1 with a 1.85 ERA (5 ER/24.1 IP) in 5 starts.

2002: Started only 1 game in 1st pro season, taking loss 8/23 vs. Gulf Coast League Rangers.

☛ Participated in the Fall Instructional League following the season.

Personal

☛ Married to Farrah...The couple has two sons, Hudson, and Walker.

☛ Graduated from Bellarmine Preparatory School in Tacoma, WA, where he was a 3-time MVP and 3-time All-Area selection...Named Gatorade State Player of the Year for Washington in 2000.

☛ Honored by the Boston Celtics with their "Heroes Among Us" award in 2008.

☛ Attended a reception at the U.S. Embassy in Japan during the Sox opening series in 2008.

Jon Lester, Continued

IN THE COMMUNITY

In 2012, Jon launched NVROT (Never Quit), a fundraising arm of the Pediatric Cancer Research Foundation to raise awareness and funds for children's cancer research, and hosted a fundraising event at the House of Blues in support of the endeavor...Participated in NVROT Night at Fenway Park and hosted a baseball clinic for children affected by cancer in both 2012 and 2013...Was the Red Sox nominee in 2012 for MLB's Roberto Clemente Award...In 2013, Jon met with Jimmy Fund patients during their visit to Fenway Park...Also visited patients at Boston Children's Hospital and victims of the Boston Marathon bombings...In 2012, visited with children at Holland Elementary School in Dorchester, MA...Met with children from Seattle Children's Hospital at Safeco Field...Is active with the Jimmy Fund and served as the spokesman for their Rally Against Cancer program in 2009 visiting John Hancock, Furnace Brook Middle School and Quinsigamond Community College as part of the program...Has participated in several Jimmy Fund events, including their Radio-Telethon and the New Stars for Young Stars event, and has visited with patients on select road trips and during their trip to Fort Myers...Has met with numerous children as part of the Make-A-Wish program...Attends events that benefit the Red Sox Foundation, including the Welcome Home Party and Picnic in the Park, and donated an auction experience (meet and greet) to the Foundation's Fenway to the Runway event in 2011...Has visited with fans as part of the Red Sox Destinations program and attended the Christmas at Fenway event in December of 2012...During Spring Training, plays in the Southwest Florida Children's Hospital Celebrity Golf Classic.

Jon Lester's Career Record

YEAR	CLUB	W-L	ERA	G	GS	CG	SHO	SV	IP	H	R	ER	HR	HB	BB	SO	WP	BK
2002	GCL Red Sox	0-1	13.50	1	1	0	0	0	0.2	5	6	1	0	0	1	1	0	0
2003	Augusta	6-9	3.65	24	21	0	0	0	106.0	102	54	43	7	8	44	71	2	0
2004	Sarasota	7-6	4.28	21	20	0	0	0	90.1	82	46	43	2	3	37	97	1	1
	GCL Red Sox	0-0	0.00	1	1	0	0	0	1.0	0	0	0	0	0	2	1	1	0
2005	Portland	11-6	2.61	26	26	3	1	0	148.1	114	52	43	10	4	57	163	10	1
2006	Pawtucket	3-4	2.70	11	11	0	0	0	46.2	43	17	14	5	0	25	43	0	0
	BOSTON	7-2	4.76	15	15	0	0	0	81.1	91	43	43	7	5	43	60	5	0
2007	Pawtucket	4-5	3.89	14	14	2	0	0	71.2	67	32	31	4	3	31	51	4	0
	Portland	1-0	1.50	1	1	0	0	0	6.0	5	1	1	0	0	4	4	0	0
	Greenville	0-0	2.08	3	3	0	0	0	13.0	11	3	3	2	0	2	15	0	0
	BOSTON	4-0	4.57	12	11	0	0	0	63.0	61	33	32	10	1	31	50	1	0
2008	BOSTON	16-6	3.21	33	33	2	2	0	210.1	202	78	75	14	10	66	152	3	1
2009	BOSTON	15-8	3.41	32	32	2	0	0	203.1	186	80	77	20	3	64	225	6	0
2010	BOSTON	19-9	3.25	32	32	2	0	0	208.0	167	81	75	14	10	83	225	6	0
2011	BOSTON	15-9	3.47	31	31	0	0	0	191.2	166	77	74	20	11	75	182	4	0
2012	BOSTON	9-14	4.82	33	33	3	0	0	205.1	216	117	110	25	4	68	166	6	0
2013	BOSTON	15-8	3.75	33	33	1	1	0	213.1	209	94	89	19	7	67	177	5	0
	Major League Totals	100-56	3.76	221	220	10	3	0	1376.1	1298	603	575	129	51	497	1237	36	1
	Minor League Totals	32-31	3.33	102	98	5	1	0	483.2	429	211	179	30	18	203	446	18	2
	Red Sox Totals	100-56	3.76	221	220	10	3	0	1376.1	1298	603	575	129	51	497	1237	36	1

2002	Signed by the Boston Red Sox as a second-round selection (club's 1st pick, 57th overall) in the June Draft
2006	On disabled list after being diagnosed with anaplastic large cell lymphoma, 8/24 through remainder of season
2007	On disabled list recovering from lymphoma treatments, 3/28-6/10
2011	On disabled list with a left latissimus strain, 7/6-7/24

Division Series Record

YEAR	CLUB	W-L	ERA	G	GS	CG	SHO	SV	IP	H	R	ER	HR	HB	BB	SO	WP	BK
2007	BOS vs. LAA								Did Not Play									
2008	BOS vs. LAA	1-0	0.00	2	2	0	0	0	14.0	10	1	0	0	0	3	11	0	0
2009	BOS vs. LAA	0-1	4.50	1	1	0	0	0	6.0	4	3	3	1	0	4	5	0	0
2013	BOS vs. TB	1-0	2.35	1	1	0	0	0	7.2	3	2	2	2	0	3	7	0	0
	Division Series Totals	2-1	1.63	4	4	0	0	0	27.2	17	6	5	3	0	10	23	0	0

League Championship Series Record

YEAR	CLUB	W-L	ERA	G	GS	CG	SHO	SV	IP	H	R	ER	HR	HB	BB	SO	WP	BK
2007	BOS vs. CLE	0-0	4.91	2	0	0	0	0	3.2	3	2	2	1	0	1	5	0	0
2008	BOS vs. TB	0-2	4.97	2	2	0	0	0	12.2	14	8	7	3	0	2	15	0	0
2013	BOS vs. DET	1-1	2.31	2	2	0	0	0	11.2	13	3	3	0	2	4	7	0	0
	LCS Totals	1-3	3.86	6	4	0	0	0	28.0	30	13	12	4	2	7	27	0	0

World Series Record

YEAR	CLUB	W-L	ERA	G	GS	CG	SHO	SV	IP	H	R	ER	HR	HB	BB	SO	WP	BK
2007	BOS vs. COL	1-0	0.00	1	1	0	0	0	5.2	3	0	0	0	0	3	3	0	0
2013	BOS vs. STL	2-0	0.59	2	2	0	0	0	15.1	9	1	1	1	0	1	15	0	0
	World Series Totals	3-0	0.43	3	3	0	0	0	21.0	12	1	1	1	0	4	18	0	0

Jon Lester, Continued

All-Star Game Record

YEAR	CLUB	W-L	ERA	G	GS	CG	SHO	SV	IP	H	R	ER	HR	HB	BB	SO	WP	BK
2010	AL at LAA	0-0	0.00	1	0	0	0	0	1.0	0	0	0	0	0	0	0	0	0
2011	AL at ARI							Selected—Did Not Pitch										
All-Star Game Totals		0-0	0.00	1	0	0	0	0	1.0	0	0	0	0	0	0	0	0	0

Career Fielding Record

YEAR	CLUB	POS	PCT.	G	GS	PO	A	E	TC	DP
2006	BOSTON	P	1.000	15	15	0	11	0	11	0
2007	BOSTON	P	.909	12	11	6	4	1	11	0
2008	BOSTON	P	.952	33	33	19	21	2	42	3
2009	BOSTON	P	.939	32	32	7	24	2	33	1
2010	BOSTON	P	.930	32	32	5	35	3	43	2
2011	BOSTON	P	.966	31	31	9	19	1	29	2
2012	BOSTON	P	.946	33	33	14	21	2	37	3
2013	BOSTON	P	.938	33	33	12	18	2	32	1
Career Totals		P	.945	221	220	72	153	13	238	12

Career Batting Totals

	AVG.	G	AB	R	H	2B	3B	HR	RBI	SH	SF	HB	BB	SO	SB	CS	E
Major League Totals	.000	221	31	0	0	0	0	0	1	5	1	0	1	19	0	0	13

Career Single-Game Highs

INNINGS PITCHED	9.0, 7 times, last 5/10/13 vs. TOR
LOW-HIT COMPLETE GAME	0, 5/19/08 vs. KC (9.0 IP)
STRIKEOUTS	13, 7/24/10 at SEA
HITS ALLOWED	12, 5/20/11 vs. CHI
RUNS ALLOWED	11, 7/22/12 vs. TOR
WALKS ALLOWED	7, 2 times, last 6/11/13 at TB
HOME RUNS ALLOWED	4, 7/22/12 vs. TOR
WINNING STREAK	8, 4/28/10-6/16/10
EJECTIONS	None
SCORELESS INNINGS STREAK	17.0, 9/1-9/13/09



Jon
Lester

DEVEN MARRERO 74

Full Name: Deven Sommer Marrero
Bats: Right **Throws:** Right **Height:** 6-1 **Weight:** 194
Opening Day Age: 23 (Turns 24 on August 25)
Born: August 25, 1990 in Miami, FL
Resides: Davie, FL
Major League Service: None
Acquired: Selected in the first round (24th overall) of the 2012 June Draft
Signed By: Vaughn Williams (Red Sox)
Contract Status: Signed through 2014



SS

Non-Roster Invitee

Career Highlights

- ⚡ Entering 3rd pro season and 2nd in Major League Spring Training camp...Was BOS's No. 1 selection the 2012 June Draft (24th overall).
- ⚡ Named Red Sox Minor League Base Stealer of the Year in 2013...Was successful in 27 of 29 stolen base attempts (93.1%), the best rate among all minor leaguers with at least 25 SB.
- ⚡ According to *Baseball America*, is the best defensive infielder and has the best infield arm among Red Sox minor leaguers...Rated by *BA* as Boston's No. 2 shortstop prospect and the club's No. 15 prospect overall.
- ⚡ Participated in the 2014 Red Sox Rookie Program in January.

2013: Named Red Sox Minor League Base Runner of the Year in 1st full pro season between High-A Salem and Double-A Portland.

- ⚡ Invited to Major League Spring Training as a non-roster player...Was the 1st Red Sox position player to be invited to big league camp the spring after being drafted since Scott Hatteberg, who joined camp in 1992 after being drafted in 1991...The only Red Sox pitchers to do it in that time are RHP Craig Hansen, signed to a major league contract after being drafted in 2005, and Cuban-born LHP Rolando Viera, who was drafted as a 27-year-old in 2001.
- ⚡ Tied for 4th in the Red Sox system with 27 stolen bases and was caught just twice (93.1%)...Was the best SB% among all minor leaguers with at least 25 stolen bases.
- ⚡ Between the 2 teams, hit .309 (25-for-81) with a .398 OBP against left-handers.
- ⚡ Combined for a .988 fielding percentage at SS (6 E/509 TC)...Had a .990 mark with Salem (4 E/407 TC), the best mark among Carolina League shortstops with at least 10 games at the position...Made just 1 miscue over his 1st 56 games through 7/5.
- ⚡ Led the Salem Sox with 21 stolen bases in 23 chances (91.3%).
- ⚡ Hit .294 (15-for-51) with 8 doubles in 14 games in April before landing on the DL on 4/23 with a right hamstring strain...Activated 5/12.
- ⚡ Was Boston's Minor League Defensive Player of the Month for May (1 E in 14 G at SS).
- ⚡ Was Red Sox Minor League Base Runner of the Month for June (5 2B, 7 SB, 0 CS).
- ⚡ Reached base safely in 21 consecutive games from 6/15-7/11...Hit .321 (26-for-81) with 14 walks and a .427 OBP in that stretch.
- ⚡ Notched multiple hits and a stolen base in 4 straight games from 6/21-24 (.529 AVG, 9-for-17, 4 SB).
- ⚡ Was successful in his first 18 stolen base attempts before being caught for the 1st time in his 74th game of the season on 7/26.
- ⚡ Hit .389 (7-for-18) with 5 RBI and 6 walks in his last 5 games with Salem before an 8/12 promotion to Portland.
- ⚡ Hit safely in 12 of 19 games with the Sea Dogs in his 1st career Double-A action...Drew 6 walks in his final 6 games of the season.
- ⚡ Following the season, ranked by *Baseball America* as the best defensive infielder and as having the best infield arm in the Red Sox farm system.
- ⚡ Rated by *Baseball America* as the No. 2 shortstop prospect in the Carolina League, the league's No. 10 prospect overall...Also tabbed as having the best infield arm in the CL.

2012: Red Sox No. 1 selection in the June Draft, was assigned to Short-A Lowell for pro debut.

- ⚡ Led the Spinners and placed 2nd in the New York-Penn League with 24 stolen bases...Also topped Lowell in runs (45), doubles (tied, 14), extra-base hits (19), total bases (92), and walks (34)...Paced club qualifiers in OBP (.358).
- ⚡ Split time between SS (29 games) and DH (35 games).

Deven Marrero, Continued

- 🔥 Batted .341 (31-for-91) with runners on base.
- 🔥 Knocked 1st career homer on 6/26 at Tri-City...Hit a go-ahead solo shot in the 13th inning on 8/11 to give Lowell an eventual 6-5 win at Hudson Valley.
- 🔥 Chosen as the Red Sox Minor League Base Stealer of the Month for July after swiping a NYPL-high 12 bases in 15 attempts...Stole a season-high 3 bases on both 7/29 vs. State College and 8/15 vs. Aberdeen.
- 🔥 Following the season, ranked by *Baseball America* as BOS's No. 10 prospect...Also ranked as the No. 2 shortstop prospect (No. 7 prospect overall) in the New York-Penn League by *Baseball America*.

Personal

- 🔥 Was the No. 1 college shortstop eligible for the 2012 June Draft according to *Baseball America*...Also cited as that draft's top defensive college player and the 2nd-best college athlete available overall.
- 🔥 Hit .325 (193-for-593) with 37 doubles, 11 triples, 12 home runs, 95 RBI, 102 runs, 45 walks, and 32 stolen bases in 150 career games over 3 seasons at Arizona State University from 2010-12, earning all-conference honors in each campaign...Named a 1st-Team Pac-12 All-Conference selection, 1st-Team Academic All-District VIII selection and picked for the Pac-12 All-Academic 2nd Team as a junior in 2012...Selected as the Pac-10 Defensive Player of the Year and earned 1st-Team All-Pac-10 honors in 2011...Named a Collegiate Baseball 1st-Team Freshman All-American in 2010 after setting a Sun Devils freshman record with a team-leading .397 clip (62-for-156).
- 🔥 Chosen as a Cape Cod League All-Star in 2011, his 2nd season with Cotuit...Also led the Team USA National Collegiate Team with 19 hits and 14 RBI in 14 games in 2011.
- 🔥 Earned All-State and All-County honors with American Heritage (FL) High School as a junior in 2008 during the school's state and national title-winning season, a team that also included current KC 1st baseman Eric Hosmer.
- 🔥 Is the cousin of Christian Marrero, an OF/1B in the White Sox system, and Chris Marrero, a 1B in the Orioles organization.

Deven
Marrero

IN THE COMMUNITY

Deven was involved in local community outreach through his participation in the Red Sox 2014 Rookie Development program, including visiting Boston Children's Hospital and painting murals at the McKinley Middle School in Boston with members of the Red Sox Scholars program.

Deven Marrero's Career Record

YEAR	CLUB	AVG.	G	AB	R	H	2B	3B	HR	RBI	SH	SF	HB	BB	SO	SB	CS	E
2012	Lowell	.268	64	246	45	66	14	3	2	24	2	1	1	34	48	24	6	9
2013	Salem	.256	85	332	50	85	20	0	2	21	1	0	1	42	60	21	2	4
	Portland	.236	19	72	7	17	0	0	0	5	1	2	0	10	16	6	0	2
Minor League Totals		.258	168	650	102	168	34	3	4	50	4	3	2	86	124	51	8	15

2009 Selected by the Cincinnati Reds in the 17th round of the June Draft (did not sign)
 2012 Signed by the Boston Red Sox as a first-round selection (24th overall) in the June Draft

MIKE McCOY 48

Full Name: Michael Howard McCoy
Bats: Right **Throws:** Right **Height:** 5-9 **Weight:** 180
Opening Day Age: 32 (Turns 33 on April 2)
Born: April 2, 1981 in San Diego, CA
Resides: San Diego, CA
Major League Service: 2 years, 10 days
Acquired: Signed as a minor league free agent on November 8, 2013
Signed By: Chuck Fick (Cardinals)
Contract Status: Signed through 2014



INF/OF

Non-Roster Invitee

Career Highlights

- ⚡ Entering 1st season in Red Sox organization after signing as a minor league free agent last November.
- ⚡ A 32nd-round selection by St. Louis in the 2002 June Draft, has appeared in 170 career ML games with COL (2009) and TOR (2010-12)...Played 112 games for the Blue Jays under current Red Sox manager John Farrell from 2011-12.
- ⚡ In the big leagues, has appeared at 2B (34 games/20 starts), SS (34 games, 26 starts), 3B (26 games, 9 starts), CF (22 games, 18 starts), RF (15 games/3 starts), and LF (12 games/7 starts)...Also pitched an inning in 2011.
- ⚡ Is 1 of 4 active players with ML experience at 2B, 3B, SS, LF, CF, RF, and P...The others are Jamey Carroll, Jake Elmore, and Don Kelly.
- ⚡ Has stolen 21 bases in 25 attempts as a major leaguer (84.0%).
- ⚡ Owns a .388 OBP at the Triple-A level...Has played parts of the last 7 seasons at Triple-A.
- 2013: Spent the entire season with Triple-A Buffalo in TOR's system...Did not appear in the majors for the 1st time since 2008.**
- ⚡ Played in 108 games, including 34 at 2B, 31 at SS, 16 at 3B, and 29 in the outfield...Also pitched in 1 game.
- ⚡ Reached base in 86 of 104 games with a PA...Led the Bisons with 59 walks, T-10th most in the International League...Ranked 18th among league qualifiers in OBP (.357).
- ⚡ Led the IL with 13 sacrifice hits.
- ⚡ Topped the Bisons and tied for 7th in the IL with 29 stolen bases in 36 attempts (80.6%).
- ⚡ Hit .295 (33-for-112) vs. LHP and .222 (54-for-243) vs. RHP.
- ⚡ Homered on 4/25 vs. Pawtucket and 7/4 vs. Scranton/Wilkes-Barre.
- ⚡ Had a .324 AVG (24-for-74) with 6 of his 15 doubles in 20 June games.
- ⚡ Reached base safely via hit or walk in 31 of his last 37 games of the season beginning on 7/24.
- ⚡ Threw a scoreless inning of relief on 8/13 vs. Syracuse...Allowed 3 runs (0 ER runs) in 1.0 IP.
- 2012: Appeared in 32 ML games over 2 stints with the Blue Jays...Spent most of the year with Triple-A Las Vegas.**
- ⚡ Did not commit an error all season while appearing at 2B (8 games), 3B (6), CF (4), LF (4), RF (3), and SS (1).
- ⚡ Made 12 starts for TOR, including 3 at 2B, 4 at 3B, 4 in CF and 1 in LF.
- ⚡ Began the year with Vegas...Recalled on 5/29 and went 3-for-8 before 6/24 option back to Triple-A.
- ⚡ Hit .311 (42-for-135) over his final 36 games at Triple-A from 6/30-8/10.
- ⚡ Returned to the Jays on 8/11 and remained on the roster for the duration of the season...Went 6-for-44 in 24 games during 2nd ML stint.
- ⚡ Hit 3rd career home run off Matt Harrison on 8/19 vs. TEX.
- ⚡ With Las Vegas, appeared in 85 games...Saw time at 2B (27 games), 3B (26), SS (17), CF (12), and LF (7).
- 2011: Appeared in an ML career-high 80 games over 7 stints with the Blue Jays...Also played with Triple-A Las Vegas.**
- ⚡ For TOR, played 26 games at SS, 16 at 3B, 16 at CF, 10 at 2B, and 5 at RF...Also made ML pitching debut.
- ⚡ Was the only major leaguer all season to appear defensively at every position other than C, LF, and 1B.
- ⚡ Made 21 of his 52 ML starts at SS, his most at any position.
- ⚡ Was on an Opening Day roster for the 2nd straight year.



Mike McCoy, Continued

Mike
McCoy

👉 Hit 1st career home run on 4/30 vs. NYY off AJ Burnett.

👉 Walked a career-high 4 times on 6/9 at KC...Tied the Blue Jays' single-game record for the 14th time, 1st since Alex Rios on 5/19/07 at PHI.

👉 Pitched for the 1st time in his ML career on 6/11 vs. BOS...Closed out a 16-4 loss with a perfect 9th inning, retiring Carl Crawford, Marco Scutaro, and J.D. Drew.

👉 Went deep in the 8th inning on 9/27 at CWS for TOR's only run in a 2-1 loss.

2010: Split time between TOR (46 games) and Triple-A Las Vegas (53 games).

👉 Made 20 starts over 3 stints with the Blue Jays (7 at 2B, 6 in LF, 5 at SS, 2 in RF).

👉 Made 1st ML Opening Day roster.

👉 Hit .320 (8-for-25) in his 1st 8 games through 4/19.

👉 Recorded 1st ML hit 4/8 at TEX off C.J. Wilson to lead off the game.

👉 Optioned to Vegas on 6/18.

👉 Returned to the Jays from 7/22-26 and again from 8/29 through the end of the season.

👉 Hit .310 (66-for-213) with the 51s...His 6 homers matched a minor league single-season high.

2009: Saw 1st ML action with 12 games for the Rockies as a September call-up...Spent most of the season with Triple-A Colorado Springs.

👉 Batted .307 (142-for-462) the Sky Sox...Ranked among Pacific Coast League leaders in walks (3rd, 80), runs scored (3rd, 102), OBP (4th, .405), and stolen bases (4th, 40).

👉 At Triple-A, appeared at SS (60 games), 3B (38), CF (24), RF (10), LF (7), 2B (6), and P (1).

👉 Retired all 3 batters faced in a 1.0-inning relief appearance on 5/14 vs. Iowa.

👉 Promoted to COL on 9/8...Made ML debut on 9/9 vs. CIN as a defensive replacement in the 9th inning.

👉 Struck out against Kip Wells on 9/10 in his 1st big league PA.

👉 Claimed off waivers by the Blue Jays on in November.

2008: Traded twice and combined to hit .313 (93-for-297) between the Orioles and Rockies systems.

👉 Traded from the Cardinals to the Orioles in exchange for cash considerations on 3/18.

👉 Played 53 games with Double-A Norfolk and 1 game for High-A Frederick in the BAL system to begin the year.

👉 Acquired by the Rockies on 7/19 in exchange for INF Juan Castro.

👉 Following the trade, closed out the year hitting .343 (48-for-140) in 39 games with Triple-A Colorado Springs.

2007: Split the season between Double-A Springfield and Triple-A Memphis in his final season in the Cardinals organization.

👉 Combined to hit .241 (74-for-307) with 11 doubles, a triple, 3 homers in 114 games...Drew more walks (59) than strikeouts (57).

👉 Played in 24 games with Springfield before his 1st promotion to Triple-A on 5/13.

👉 Closed out the year with 90 games for Memphis, where he posted a .368 OBP.

2006: Played the entire season with STL's Double-A Springfield club.

👉 Led the team with 129 games played...Appeared primarily at shortstop (117 games).

👉 Stole 30 bases, 2nd most in the Cardinals minor league system and 3rd most in the Texas League.

👉 Topped the Texas League with 16 sacrifice hits.

2005: Spent the majority of the season at High-A Palm Beach.

👉 Combined to steal 18 bases in 21 attempts (85.7%).

👉 Led the Palm Beach Cardinals with 8 sac hits.

👉 Pitched an inning on 6/10 vs. Vero Beach, allowing 1 run.

👉 Played 5 games during a stint with Double-A Springfield in mid-June.

2004: Totaled 119 games between 3 stops in the Cardinals system...Hit .253 (95-for-376) with 20 doubles, 4 triples, 4 homers, and 40 RBI.

👉 Returned to Single-A Peoria for 55 games to begin the year.

👉 Was on Peoria's DL from 4/21-29.

👉 Transferred to High-A Palm Beach on 6/22, where he hit .301 (53-for-176) with a .418 OBP in 61 games.

👉 Finished the year with 3 games for Tennessee in his Double-A debut.

2003: Spent 1st full pro season with Single-A Peoria.

👉 Played 125 of 131 games at 2B...Led Midwest League 2B in chances (656) and assists (382).

Mike McCoy, Continued

2002: Hit .312 (48-for-154) with 42 walks and just 23 strikeouts in 50 games at Rookie-level Johnson City.

👉 Named to the Appalachian League's All-Star team as a middle infielder.

👉 Ranked 4th in the league in walks and OBP (.465).

Personal

👉 Married with 2 children.

👉 Played for the University of San Diego...As a junior, led the Toreros in doubles (16) and stolen bases (26), helping USD capture the 2002 West Coast Conference title.

👉 Attended Grossmont High School in El Cajon, CA.

Mike McCoy's Career Record

YEAR	CLUB	AVG.	G	AB	R	H	2B	3B	HR	RBI	SH	SF	HB	BB	SO	SB	CS	E
2002	Johnson City	.312	50	154	46	48	9	1	4	22	2	1	3	42	23	18	7	5
2003	Peoria	.252	131	464	67	117	16	5	5	46	10	3	16	51	77	24	10	22
2004	Peoria	.216	55	194	26	42	8	3	2	17	8	2	3	24	35	9	3	11
	Palm Beach	.301	61	176	34	53	12	1	2	23	2	1	5	31	32	7	4	11
	Tennessee	.000	3	6	0	0	0	0	0	0	0	0	0	0	3	0	0	0
2005	Palm Beach	.270	86	282	47	76	13	2	1	27	8	3	3	36	56	18	3	14
	Springfield	.143	5	14	1	2	0	0	0	1	0	1	1	0	5	0	0	0
2006	Springfield	.249	129	474	64	118	14	2	3	37	16	0	7	62	98	30	9	30
2007	Springfield	.221	24	68	5	15	3	1	0	10	2	1	0	14	14	1	3	1
	Memphis	.247	90	239	31	59	8	0	3	16	11	0	1	45	43	12	4	11
2008	Norfolk	.276	53	152	25	42	6	1	2	16	4	1	0	19	27	6	3	5
	Frederick	.600	1	5	1	3	0	0	0	1	0	0	0	0	1	0	1	0
	Colo. Springs	.343	39	140	32	48	7	2	4	27	1	6	0	15	20	7	1	7
2009	Colo. Springs	.307	132	462	102	142	27	5	2	52	16	11	3	80	70	40	6	12
	COLORADO	.000	12	5	1	0	0	0	0	0	1	0	0	0	2	2	0	0
2010	Las Vegas	.310	53	213	48	66	14	1	6	26	6	2	1	37	31	17	2	11
	TORONTO	.195	46	82	9	16	4	0	0	3	0	0	0	8	20	5	1	3
2011	Las Vegas	.311	38	148	33	46	6	0	2	20	4	0	1	33	23	14	5	8
	TORONTO	.198	80	197	26	39	8	0	2	10	5	0	1	25	41	12	2	5
2012	Las Vegas	.263	85	278	46	73	13	1	3	31	7	5	1	58	51	21	10	11
	TORONTO	.173	32	52	10	9	1	0	1	7	0	0	0	4	6	2	1	0
	Buffalo	.245	108	355	50	87	15	1	4	22	13	0	3	59	68	29	7	13
Major League Totals		.190	170	336	46	64	13	0	3	20	6	0	1	37	69	21	4	8
Minor League Totals		.271	1142	3824	658	1037	171	26	43	394	110	37	48	606	677	253	78	172

2002 Signed by the St. Louis Cardinals as a 34th-round selection in the June Draft

2008 Acquired by the Baltimore Orioles in exchange for cash considerations on 3/18

2008 Acquired by the Colorado Rockies in exchange for INF Juan Castro on 7/19

2009 Claimed off waivers by the Toronto Blue Jays on 11/9

2013 Signed by the Boston Red Sox as a minor league free agent on 11/8

Additional Batting Statistics

YEAR	CLUB	OBP	SLG	OPS	TB	GDP
2009	COLORADO	.000	.000	.000	0	0
2010	TORONTO	.267	.244	.511	20	0
2011	TORONTO	.291	.269	.561	53	0
2012	TORONTO	.232	.250	.482	13	1
Major League Totals		.273	.256	.529	86	1

Mike McCoy, Continued

Career Fielding Record

YEAR	CLUB	POS	PCT.	G	GS	PO	A	E	TC	DP
2009	COLORADO	2B	-	2	0	0	0	0	0	0
	COLORADO	OF	1.000	1	0	1	0	0	1	0
2010	TORONTO	2B	1.000	14	7	10	31	0	41	7
	TORONTO	3B	1.000	4	0	0	2	0	2	0
	TORONTO	SS	.952	7	5	10	10	1	21	1
	TORONTO	OF	.962	15	8	25	0	1	26	0
2011	TORONTO	2B	9.80	10	10	16	32	1	49	4
	TORONTO	3B	1.000	16	5	6	10	0	16	0
	TORONTO	SS	.966	26	21	38	76	4	118	14
	TORONTO	OF	1.000	20	15	40	2	0	42	0
	TORONTO	P	-	1	0	0	0	0	0	0
	TORONTO	2B	1.000	8	3	6	12	0	18	2
2012	TORONTO	3B	1.000	6	4	2	12	0	14	1
	TORONTO	SS	-	1	0	0	0	0	0	0
	TORONTO	OF	1.000	9	5	8	1	0	9	0
	Career Totals	2B	.991	34	20	32	75	1	108	13
		3B	1.000	26	9	8	24	0	32	1
		SS	.964	34	26	48	86	5	139	15
		OF	.987	45	28	74	3	1	78	0
		P	-	1	0	0	0	0	0	0

Mike
McCoy

Career Single-Game Highs

HITS	3, 3 times, last 9/20/11 for TOR vs. LAA
DOUBLES	2, 2 times, last 7/21/11 for TOR vs. SEA
HOME RUNS	1, 3 times, last 8/19/12 for TOR vs. TEX
RBI	3, 9/17/11 for TOR vs. NYY
RUNS SCORED	3, 9/11/11 for TOR vs. BAL
WALKS	4, 6/9/11 for TOR at KC
STRIKEOUTS	3, 4/28/11 for TOR at TEX
STOLEN BASES	2, 3 times, last 9/26/11 for TOR at CWS
HITTING STREAK	5, 9/1/11-9/5/11
EJECTIONS	None

Home Run Notes

MULTI-HOME RUN GAMES (0)
LEADOFF HOME RUNS (0)
GRAND SLAMS (0)
PINCH-HIT HOME RUNS (0)
EXTRA-INNING HOME RUNS (0)
GAME-ENDING HOME RUNS (0)
INSIDE-THE-PARK HOME RUNS (0)

THE GREAT FENWAY PARK WRITERS SERIES



The Great Fenway Park Writer's Series is the only literary series sponsored by a professional sports team. It is a series that unites Red Sox fans with authors of books on baseball, history, politics, and poetry.

Now in its 11th year, Writers Series guests have included Supreme Court Associate Justice Stephen Breyer, former U.S. Senator Bill Bradley, New York Times executive editor Bill Keller, writer and feminist leader Gloria Steinem, former UMass President William Bulger, former Maryland Lt. Governor Kathleen Kennedy Townsend, Boston Globe columnist Kevin Cullen, Canada's former Liberal Party Leader Michael Ignatieff, Winston Churchill biographer Paul Reid, poet Tim Peeler, New York Times military affairs correspondent Michael Gordon, and Washington Post columnist E.J. Dionne Jr.

The list of those who have written books on baseball and sports, include Linda Cohn of ESPN, Jim Nantz of CBS Sports, Christine Brennan of *USA Today*, Boys of Summer author Roger Kahn, Frank Deford of *Sports Illustrated*, former *Boston Globe* columnist Jackie MacMullan, Ted Williams' biographer Ben Bradlee Jr., *New York Times* columnist Dan Barry, and the *Globe's* Dan Shaughnessy.

Luncheon and dinner events of The Writers Series are held at either Fenway Park or the Hotel Commonwealth.

For information regarding upcoming events, please visit www.fenwayparkwriters.org.

Chairman of The Writers Series is George Mitrovich, president of two leading American public forums, The City Club of San Diego and The Denver Forum.

HEIKER MENESES 81

Full Name: Heiker Albert Meneses
Bats: Right **Throws:** Right **Height:** 5-9 **Weight:** 200
Opening Day Age: 22 (Turns 23 on July 1)
Born: July 1, 1991 in Caracas, VZ
Resides: Guarenas, VZ
Major League Service: None
Acquired: Signed as an international free agent on October 23, 2007
Signed By: Angel Escobar (Red Sox)
Contract Status: Signed through 2014



INF

Non-Roster Invitee

Career Highlights

- Beginning 7th year in the Red Sox system, his 1st in Major League Spring Training camp.
- Has appeared at SS (221 games), 2B (154), and 3B (101) in his pro career, playing exclusively as a middle infielder last season.
- Has hit .300 or better against left-handed pitching in all 3 full minor league seasons, batting a combined .329 AVG (97-for-295) vs. southpaws in that time.
- Has tripled at least 5 times in all 3 full season campaigns from 2011-13, averaging 19 stolen bases each of those seasons...Hit an inside-the-park home run for the Sea Dogs on 4/16/13.

2013: Spent the majority of season with Double-A Portland before making Triple-A debut with Pawtucket in August.

- Combined for a .253 AVG (95-for-376) in a career-high 110 games between both levels.
- Hit .312 (34-for-109) against left-handed pitching between the 2 stops.
- Split time between SS (55 games) and 2B (54 G).
- Led the Sea Dogs with 48 games at SS.
- Had his best single-month AVG in April (.295).
- Homered in Portland's season-opener on 4/4 vs. Trenton.
- Hit an inside-the-park home run on 4/16 at Binghamton...It was the 6th inside-the-parker in franchise history, 1st since George Lombard on 6/24/04 at Erie.
- Promoted to PawSox on 8/13...Club won 14 of his 18 starts over the club's 21 remaining regular season games.
- Played in all 9 of Pawtucket's playoff games, batting .222 (6-for-27).
- After the season, hit .313 (10-for-32) in 15 contests for Tiburones De La Guaira of the Venezuelan Winter League.

2012: In 103 games between High-A Salem and Double-A Portland, batted .246 (93-for-377) with 42 RBI, 47 runs, and 19 stolen bases.

- Appeared in 44 games at 2B, 40 at SS, and 22 at 3B.
- Combined to hit .345 (30-for-87) against southpaws.
- Began the season with the Sea Dogs before missing time on the DL from 4/29-5/9 with a left shoulder strain.
- Transferred to Salem on 6/10 and placed 2nd on the club with 4 triples and 3rd with 18 steals.
- Hit safely in 10 straight games from 7/23-8/4 at .318 (14-for-44) with 5 extra-base hits and 10 RBI in that stretch.
- After the season, played in 1 game for La Guaira of the Venezuelan Winter League.

2011: Batted .295 (115-for-390) with 18 doubles, 7 triples, 3 home runs, 41 RBI, 74 runs, and 25 stolen bases in 101 games between Single-A Greenville, High-A Salem, and Double-A Portland in his 1st full pro season.

- Posted his highest career single-season AVG.
- Tied for the Red Sox minor league lead in triples (7) and had the 4th-highest AVG in the system.
- Began the season with the Drive and was transferred to Portland on 7/5.
- Played in 24 games with Portland and was sent to Salem on 8/9, where he ranked 2nd on the club with 5 triples in 26 games.
- Hit safely in 1st 12 games with Salem at a .438 clip (21-for-48) from 8/9-21 with 5 doubles and 3 triples.
- After the season, played 2 games for Tiburones de La Guaira of the Venezuelan Winter League.

Heiker Meneses, Continued

2010: Made U.S. debut with the Rookie-level Gulf Coast League Red Sox...Paced the GCL in games (56) and at-bats (208).

👉 Led GCL 3B in fielding pct. (.949).

👉 Also topped the GCL Red Sox in steals (17) and was 2nd in hits (52) and total bases (75).

👉 Hit safely in 17 of 19 games from 7/1-22, including a pair of 8-game hit streaks.

2009: Returned to the Dominican Summer League and led the DSL Red Sox with 25 stolen bases.

👉 Led league shortstops with 130 putouts.

2008: Made his pro debut with the DSL Red Sox.

Personal

👉 Attended Liceo Antonio Jose de Sucre in Venezuela.

Heiker Meneses' Career Record

YEAR	CLUB	AVG	G	AB	R	H	2B	3B	HR	RBI	SH	SF	HB	BB	SO	SB	CS	E
2008	DSL Red Sox	.220	43	132	20	29	1	2	0	16	1	0	4	29	44	9	3	4
2009	DSL Red Sox	.199	65	216	48	43	2	6	1	17	4	1	13	34	68	25	5	28
2010	GCL Red Sox	.250	56	208	27	52	8	3	3	24	2	0	4	12	47	17	6	8
2011	Greenville	.277	51	206	38	57	6	2	2	22	2	0	8	18	56	17	5	4
	Salem	.356	26	101	23	36	9	5	1	13	1	1	3	8	24	6	1	2
	Portland	.265	24	83	13	22	3	0	0	6	0	1	3	3	25	2	0	10
2012	Salem	.272	62	250	35	68	16	4	2	32	5	2	7	9	55	18	11	6
	Portland	.197	41	127	12	25	1	1	1	10	3	0	2	13	33	1	3	9
2013	Portland	.255	92	322	43	82	15	4	3	31	4	0	7	20	84	11	7	15
	Pawtucket	.241	18	54	3	13	0	1	0	5	1	1	1	5	12	2	1	1
Minor League Totals		.251	478	1699	262	427	61	28	13	176	23	6	52	151	448	108	42	87

2007 Signed by the Boston Red Sox as an international free agent on 10/23

WILL MIDDLEBROOKS 16

Full Name: William Scott Middlebrooks
Bats: Right **Throws:** Right **Height:** 6-3 **Weight:** 220
Opening Day Age: 25 (Turns 26 on September 9)
Born: September 9, 1988 in Texarkana, TX
Resides: Boston, MA
Major League Service: 1 year, 121 days
Acquired: Selected in the fifth round of the 2007 June Draft
Signed By: Jim Robinson (Red Sox)
Contract Status: Signed through 2014



3B

Career Highlights

Has hit 32 home runs and driven in 102 RBI in 169 career ML games, all over the past 2 seasons...Is 1 of 6 Red Sox ever to hit as many as 32 homers in his 1st 169 games, along with Walt Dropo (37), Tony Conigliaro (36), Ted Williams (33), Nomar Garciaparra (33), and Dick Gernert (32).

Is 1 of 5 primary 3B in the AL to hit at least 15 homers in each of the last 2 seasons...Is averaging 19.6 AB/HR as a 3B in his career, the 5th-best mark at the position among major leaguers over the last 2 years (min. 400 PA).

Hit 3 home runs on 4/7/13 at TOR, matching the club single-game record...At 24 years old, was the youngest Red Sox with a 3-homer game since a 24-year-old Jim Rice in 1977.

Selected as the 3B on *Baseball Digest's* 2012 All-Rookie Team and named Red Sox Rookie of the Year by the Boston Baseball Writers despite being limited to 75 games in debut campaign due to a right wrist fracture suffered in August.

In 2012, became the 1st AL player in 15 years to collect at least 15 homers and 54 RBI over his 1st 75 major league games...Was just the 5th Red Sox to accomplish that feat, along with Fred Lynn (1974-75), Norm Zaichin (1955), Walt Dropo (1949-50), and Ted Williams (1939).

Played in 10 postseason games during the Red Sox' run to the 2013 World Series championship...Started the club's first 8 postseason contests.

2013: Appeared in 94 games over 2 stints with the Red Sox, leading the team with 92 games at 3B...Combined for 27 home runs and 84 RBI in 139 games between BOS and Triple-A Pawtucket.

Of his 79 hits with BOS in 2013, 35 went for extra bases (18 2B, 17 HR).

Tied for 2nd in the AL with 2 grand slams (9/4 vs. DET and 9/25 at COL)...Had 2 multi-HR games (3 on 4/7 at TOR and 2 on 9/25 at COL).

Had a .192 AVG (39-for-203) with 13 doubles, 9 homers, and 25 RBI in 53 games with BOS to begin the season before being optioned to Triple-A Pawtucket on 6/25...Came back to hit .276 (40-for-125) with 5 doubles, 8 homers, 24 RBI, and 11 walks over 41 games in 2nd stint with BOS following 8/10 recall.

Made 1st pro defensive appearances outside of 3B, with 2 games at 2B (no starts; 8/21 at SF and 8/27 vs. BAL and 1 game at 1B (1 start; 9/21 vs. TOR).

Knocked career-high 4 hits, including a career-high 3 home runs, in 6th game of the season on 4/7 at TOR, a 13-0 win...Was his 2nd career-multi-homer game (2 HR, 5/7/12 at KC) and matched a club single-game record for the 26th time, 1st since Dustin Pedroia on 6/24/10 at COL...Was the 21st Red Sox player to hit 3 HR in a game and 3rd 3B to do it, along with Bill Mueller on 7/29/03 at TEX and Jim Tabor on 7/4/39 at PHA (G2)...At 24 years old, was the 5th-youngest Red Sox to homer 3 times in a game, the youngest since Jim Rice on 8/29/77 vs. OAK (also 24).

Also doubled, scored 4 runs, and drove in 4 in that 4/7 3-HR game...His 14 total bases were the most by a major leaguer all season, the most by a Red Sox since Dustin Pedroia's 15 TB on 6/24/10.

Laid down 1st ML sacrifice bunt on 5/17 at MIN...Was the 2nd of his professional career and 1st since 2008 pro debut with Single-A Lowell.

Missed 1 game on 5/8 vs. MIN after leaving 5/7 contest in the 7th inning due to right side pain.

Placed on the 15-day DL on 5/24 due to a lower back strain...Activated on 6/10 after a 5-game rehab stint with Pawtucket from 6/4-9 over which he hit .294 (5-for-17) with 2 homers, 6 RBI, and 4 walks.

Set season highs with an 8-game hit streak (.462, 12-for-26) and 11-game on-base streak (.441, 15-for-34, 7 BB, HBP) immediately following 8/10 recall.

Drove in both of BOS' runs in a 2-1 win on 9/3 vs. DET with a 2-run single in the 5th inning off Max Scherzer.

Named AL Co-Player of the Week for 9/2-8, along with teammate Mike Napoli...Was his 2nd career weekly honor (also 6/18-24/12)...Hit .464 (13-for-28) with a double, 4 homers, 9 RBI, and 8 runs in 7 games during the week, leading MLB in hits, total bases (26), and RBI (tied).

Will Middlebrooks, Continued

👉 Homered in career-high 3 straight games 9/4-6, the 1st Sox 3B to do that since Mike Lowell from 5/8-10/07.

👉 Hit a game-tying, 9th-inning homer on 9/8 at NYY off Mariano Rivera, the 30th HR of his career in his 154th ML game...It marked the 4th-fewest ML games to 30 homers by a Red Sox.

👉 Was 3-for-5 in a 20-4 win on 9/4 vs. DET...Doubled and hit 2nd career grand slam (also 5/6/12 vs. BAL, his 1st ML home run), finishing with 4 RBI.

👉 Totaled 9 RBI over a 6-game stretch from 9/3-8.

👉 Had multiple hits in a career-high 5 straight games from 9/4-8 (.500, 11-for-22).

👉 Tied for the team lead (also Mike Napoli and David Ortiz) with 6 homers in September, tied for 4th most in the AL. 👉 Collected a career-high 7 RBI on 9/25 at COL, knocking a 3-run HR and a grand slam...Was 3rd career multi-HR game and 3rd grand slam (both 2nd in 2013)...The 7 RBI tied for the most in a game in the majors this season (6 others including teammate Shane Victorino on 8/27 vs. BAL).

👉 Played 45 games with the PawSox, including rehab, and hit .268 (48-for-179) with 5 doubles, 10 homers, and 35 RBI...Hit safely in his last 8 Triple-A games at .333 (11-for-33) prior to 8/10 recall.

👉 Had a pair of 2-homer games for Pawtucket, on 6/30 and 7/3, both vs. Scranton/Wilkes-Barre (NYY).

👉 Went 4-for-5 with 2 homers, a walk, and a franchise-record-tying 8 RBI on 7/3...Was the most RBI for a PawSox since Freddy Garcia on 7/27/00.

👉 Led the PawSox with 18 RBI in 26 games in July, his only full month in Triple-A.

POSTSEASON: Started the club's first 8 games at 3B and appeared in 10 games overall during BOS' run to the World Series Championship...Had a hit in 4 of 9 games with a PA...Reached safely in all 4 ALDS games vs. TB... Played in 5 ALCS Games vs. DET, making 4 starts...Pinch ran for Xander Bogaerts in the 9th inning of Game 6... Pinch hit in the 7th inning in Game 3 of the World Series in STL and was charged with an interference error in the 9th inning, which allowed the game-ending run to come home.

2012: Played 75 games in ML debut...Was BOS' regular 3B from 5/2 call-up until a season-ending wrist fracture on 8/10...Hit .288 (77-for-267) with 14 doubles, 15 homers, and 54 RBI.

👉 Was the 7th Red Sox player to record 15 home runs in his 1st ML season, 1st since Ellis Burks in 1987 (20).

👉 Had the most homers and the most RBI by a Red Sox in a full season age 23 or younger since Burks in 1987 (20 HR, 59 RBI)...Was the youngest Red Sox to play at least 50 games at 3B since Glenn Hoffman in 1980.

👉 His 15 homers were the most by a Red Sox in a rookie season since Brian Daubach (21) and Trot Nixon (15) reached the mark in 1999...They were the most homers by a Red Sox in his 1st 75 games in 25 years (Sam Horn, 1987-88 and Ellis Burks in 1987), while his 54 RBI represented the most to start a career by a Red Sox since Fred Lynn's first 75 games from 1974-75 (61 RBI).

👉 Among AL rookies with at least 275 PA, finished 2nd in SLG (.509), 3rd in AVG and OPS (.835), and 4th in OBP (.325)...Overall, finished 4th among AL rookies in hits (77), RBI, multi-hit games (21), home runs (tied), extra-base hits (29), and total bases (136), and was 5th in doubles (14).

👉 Posted a .300 clip (27-for-90), a .556 SLG against lefties, tallying 5 doubles and 6 homers vs. southpaws.

👉 Hit .321 (25-for-78) with a .972 OPS and 6 homers with runners in scoring position...Ranked 5th among AL players (min. 80 PA) with a .565 SLG in the 7th inning or later.

👉 Batted .370 (17-for-46) in 16 Interleague games, 5th best among AL qualifiers...Texas native hit .421 (8-for-19) with a .947 SLG against TEX, the 4th-best single-season mark by a Red Sox player (min. 20 PA).

👉 His .538 SLG and .858 OPS before the All-Star break were the best 1st-half marks by a Boston rookie since Fred Lynn in 1975.

👉 Boston went 43-32 (.573) when he appeared in a game, including a 41-29 (.586) mark in his 70 starts.

👉 Became the first player ever to tally at least 6 extra-base hits (3 2B, 3 HR) and 9 RBI over his first 4 ML games (since RBI became an official statistic in 1920)...His 9 RBI matched the ML record for a player's first 4 contests, joining PIT's Jack Merson in 1951, STL's Joe Cunningham in 1954, SF's Dave Kingman in 1971, SEA/BOS's Arquimede Pozo in 1995-96, and NYM's Mike Jacobs in 2005 (Source: Elias).

👉 Notched an extra-base hit in each of his first 5 ML games from 5/2-8, joining STL's Enos Slaughter (1st 5 games from 4/19-23/38) as the only players to do that since 1900...His 7 extra-base hits (4 2B, 3 HR) matched the most in a major leaguer's 1st 5 games since at least 1916 (also CIN's Chris Dickerson in 2008).

👉 Made ML debut on 5/2 and went 2-for-3 with a walk and a stolen base vs. OAK.

👉 Hit a game-tying grand slam for 1st ML homer in the 5th inning on 5/6 vs. BAL, the 1st bases-loaded situation of his career...Was 1st Red Sox with a slam for his 1st homer since Daniel Nava on 6/12/10 vs. PHI.

FEWEST ML GAMES TO 30 HOME RUNS BY A RED SOX

GM	PLAYER	YEARS
121	Walt Dropo	1949-50
131	Tony Conigliaro.....	1964-65
144	Ted Williams	1939
154	Will Middlebrooks	2012-13

Will Middlebrooks, Continued

👉 Went deep twice in his 4th ML game on 5/7 at KC, the 1st Red Sox with a multi-homer effort within his first 4 career contests since Dave Stapleton (2 in 2nd game, 5/31/80 vs. MIL)...Joined Billy Conigliaro (3 HR, 4/11-17/69) as the only Red Sox since 1918 with 3 homers in their first 4 ML games.

👉 With a HR and 2 RBI on 5/13 became the 3rd-ever player with at least 4 homers and 13 RBI over his first 10 ML games, joining KC's Mark Quinn in 1999 and SEA's Alvin Davis in 1984.

👉 Knocked his 5th homer on 5/21, a game-tying 2-run shot in the 8th inning to become the 1st Red Sox 23 years old or younger to hit a tying or go-ahead homer in the 8th inning or later since Nomar Garciaparra hit a go-ahead solo homer in the 11th inning on 4/24/97 at BAL.

👉 Hit .316 (30-for-95) with 6 homers and 21 RBI in 24 games in May, the 1st Red Sox rookie to tally at least 6 homers and 21 RBI in his 1st month in the majors since at least 1921...It was the most homers in a month by a Red Sox rookie since Brian Daubach cranked 7 in August 1999.

👉 Drove in at least 4 runs on 3 occasions, doing so on 5/6 vs. BAL (4), 5/7 at KC (5) and 6/21 vs. MIA (4)...According to Elias, was the 4th Red Sox rookie to do that before the end of June, along with Mike Greenwell in 1987 (4), Ted Williams in 1939 (3), and Walt Dropo in 1950 (3).

👉 Hit .331 (47-for-142) with 9 homers and 33 RBI over his first 40 ML games through 6/23...According to Elias only 4 other players since 1920 (the first year in which the MLB kept track of RBI) had compiled those marks in AVG, HR, and RBI over their first 40 career ML games: PHI's Buzz Arlett in 1931 (10 HR, 38 RBI, .378 AVG), CLE's Ken Keltner in 1937-38 (9 HR, 34 RBI, .335 AVG), SEA's Alvin Davis in 1984 (11 HR/34 RBI/.340 AVG), and STL's Albert Pujols in 2001 (14 HR, 44 RBI, .367 AVG).

👉 Named AL Player of the Week for 6/18-24...Went 10-for-16 with 3 doubles, 3 homers and 10 RBI and led MLB (min. 17 PA) in AVG (.625), OBP (.632), SLG (1.375), total bases (22), and RBI (tied).

👉 Homered in back-to-back contests on 5/6-7, 6/20-21, and 8/7-8...Had extra-base hits in 5 straight games 5/2-8 and 6/19-23.

👉 Went 1-for-2 with a sac fly and 4 RBI as a pinch-hitter, including a 3-run, 7th-inning shot on 8/7 vs. TEX.

👉 Hit safely in 13 of his last 18 games of the season at .300 (18-for-60), beginning with a career-high 9-game hit streak from 7/23-8/1 (.394, 13-for-33).

👉 Began the season with 24 games for Triple-A Pawtucket...At time of his 5/2 recall to BOS, was pacing the Sox farm system and ranked 2nd in the International League with 9 homers (tied) and 27 RBI...Also placed among IL leaders in hits (T-2nd, 31), SLG (3rd, .677), total bases (4th, 63), extra-base hits (T-5th, 13), runs (T-5th, 18), and AVG (T-8th, .333).

2011: Played most of the season with Double-A Portland and was named to both the Eastern League's mid- and post-season All-Star teams as well as the Topps Double-A All-Star squad.

👉 Concluded the season at Triple-A Pawtucket after a promotion on 8/19...Missed time on the DL from 6/11-29 with a right triceps strain.

👉 Batted a combined .285 (125-for-439) with 26 doubles, 23 homers, 94 RBI, 62 runs, and 10 stolen bases in 116 total games...His 23 homers more than doubled previous career total of 12 over 1st 3 years of his pro career.

👉 Hit .373 (28-for-75) with 2 outs and runners in scoring position between the 3 stops.

👉 Tied for lead among Red Sox minor leaguers in RBI, ranked 3rd in home runs, and was 9th in AVG.

👉 Selected to the XM All-Star Futures Game roster as part of the U.S. squad and started the game at 3B, going 1-for-2 in a 6-4 win over the World Futures.

👉 At the time of his 8/19 promotion to Pawtucket, was leading the Eastern League with 80 RBI...Overall, placed among circuit leaders in RBI (4th), SLG (4th, .520), and AVG (8th).

👉 Went deep in 3 of 4 games on rehab with the Short-A Spinners, including homers in 3 straight games from 6/26-28.

👉 Following the season, batted .250 (14-for-56) with 4 home runs and 11 RBI in 13 games for Scottsdale in the Arizona Fall League and was honored as an AFL Rising Star.

👉 After the season, rated by *Baseball America* as the top batting prospect in the Double-A Eastern League and the No. 8 prospect overall in the league.

👉 Finished the year as Boston's No. 1 prospect according to *Baseball America*...Also judged as having the best infield arm in the Red Sox farm system for a 5th straight year.

👉 Added to the Red Sox 40-man roster on 11/18.

2010: Spent the entire season with High-A Salem and was named to both the Carolina League's mid-season and post-season All-Star Teams.

👉 Topped Salem with 70 RBI and finished 2nd on the club in homers (12), total bases (191), and extra-base hits (45).

MOST RECENT PLAYERS WITH 15 HR AND 54 RBI OVER 1ST 75 ML GAMES

PLAYER	YEAR	HR	RBI
Will Middlebrooks	2012	15	54
Ryan Braun	2007	23	61
Albert Pujols	2001	20	64
Jose Cruz	1997	20	55
Wally Joyner	1986	19	58
Mark McGwire	1986-87	24	54
Jose Canseco	1985-86	18	54



Will Middlebrooks, Continued

- 🔥 Ranked among Red Sox minor leaguers in RBI (5th), AVG (7th, .276), doubles (8th, 31), and HR (T-8th, 12).
- 🔥 Hit .362 (25-for-69) in April, including a season-high, 13-game hit streak from 4/24-5/10 over which he batted .367 (18-for-49).
- 🔥 Named the Red Sox Minor League Offensive Player for July after hitting .333 (32-for-96) with 6 home runs and 27 RBI in the month.
- 🔥 Rated by *Baseball America* as the best defensive 3B and as having the best infield arm in the Carolina League... Also rated as the best infield arm in the Red Sox system for the 4th time... Named the No. 13 prospect in the Carolina League by the publication.

2009: Played his 1st full minor league season with Single-A Greenville.

- 🔥 Ranked 2nd on the Drive with 25 doubles, 57 RBI, and 218 total bases... Also finished among club leaders in at-bats (3rd, 374), walks (3rd, 48), and hits (4th, 99).
- 🔥 Tallied team's 2 longest hit streaks of the year, a 17-game run from 7/16-8/2 and a 16-gamer from 8/15-31.
- 🔥 Named Red Sox Minor League Offensive Player of the Month for July (.337, 5 HR, 26 RBI).
- 🔥 Played in 5 postseason games with Greenville.
- 🔥 Following the season, rated by *Baseball America* as having the best infield arm in the Red Sox system for the 3rd straight season.

2008: Led Short-A Lowell with 17 doubles in his 1st pro season.

- 🔥 Also ranked among club leaders in games (2nd, 59), stolen bases (T-2nd, 10), hits (3rd, 53), and extra-base hits (3rd, 20).
- 🔥 Was successful in all 10 stolen base attempts.
- 🔥 Paced New York-Penn League 3rd basemen with a .927 fielding percentage (9 E/123 TC).
- 🔥 Connected for a 12th-inning walk-off single on 8/9 at "Futures at Fenway" vs. Hudson Valley.
- 🔥 Homered and led the Spinners with a .500 AVG (6-for-12) in 3 postseason games.

Personal

- 🔥 Hit .555 (61-for-110) with 22 doubles, 5 homers, 48 RBI, and 22 steals in 38 games for Liberty Eylau (TX) High School in 2007 and went 13-0 on the mound.
- 🔥 Ranked as the No. 36 draft prospect, the No. 15 position player by *Baseball America*.
- 🔥 Participated in the 2011 Red Sox Rookie Program.

IN THE COMMUNITY

In 2013, Will served as Co-Captain of the Jimmy Fund and attended the Jimmy Fund 60th anniversary press conference... Visited victims of the Boston Marathon bombings in the hospital and made visits to schools as part of the Rally Against Cancer program... Also participated in a player/fan/photo session and attended the Fanueil Hall tree lighting... In 2012, attended the Lee County Boys & Girls Club Dinner during Spring Training, the Red Sox Foundation's Dancing with the New Stars event and spent time with Jimmy Fund patients during their trip to Fort Myers... Spoke with children attending the Red Sox Baseball Academy as well as those participating in the Bank of America Youth Clinic at Fenway Park... Interacted with fans at Kids Run the Bases and during a player/fan photo session... Visited patients at Children's Hospital Boston and spoke to members of the winning Rally Against Cancer team... Has also attended various events at Fenway Park including Picnic in the Park and the Welcome Home Party to benefit the Red Sox Foundation, the Red Sox Halloween at Fenway event and Red Sox Kid Nation Winterfest in January of 2013.

Will Middlebrooks, Continued

Will Middlebrooks' Career Record

YEAR	CLUB	AVG.	G	AB	R	H	2B	3B	HR	RBI	SH	SF	HB	BB	SO	SB	CS	E
2008	Lowell	.254	59	209	21	53	17	2	1	21	1	2	2	12	73	10	0	9
2009	Greenville	.262	103	374	53	99	25	3	7	57	0	3	2	48	123	7	4	14
2010	Salem	.275	114	435	69	120	31	2	12	70	0	7	4	35	121	5	3	19
2011	Portland	.302	96	371	54	112	25	1	18	80	0	1	4	21	95	6	0	13
	Lowell	.333	4	12	4	4	1	0	3	6	0	1	0	2	1	1	0	0
	Pawtucket	.161	16	56	4	9	0	0	2	8	0	1	0	3	18	3	1	3
2012	Pawtucket	.333	24	93	18	31	3	1	9	27	0	0	0	7	18	3	1	1
	BOSTON	.288	75	267	34	77	14	0	15	54	0	3	3	13	70	4	1	9
2013	BOSTON	.227	94	348	41	79	18	0	17	49	1	3	2	20	98	3	1	10
	Pawtucket	.268	45	179	25	48	5	0	10	35	0	1	0	16	38	1	0	4
Major League Totals		.254	169	615	75	156	32	0	32	103	1	6	5	33	168	7	2	19
Minor League Totals		.275	461	1729	248	476	107	9	62	304	1	16	12	144	487	36	9	63
Red Sox Totals		.254	169	615	75	156	32	0	32	103	1	6	5	33	168	7	2	19

- 2007 Signed by the Boston Red Sox as a fifth-round selection in the June Draft
 2012 On disabled list with a broken right wrist, 8/11 through remainder of season
 2013 On disabled list with a lower back strain, 5/24-6/9

Additional Batting Statistics

YEAR	CLUB	OBP	SLG	OPS	TB	GDP
2012	BOSTON	.325	.509	.835	136	8
2013	BOSTON	.271	.425	.696	148	13
Major League Totals		.294	.462	.756	284	21

Division Series Record

YEAR	CLUB	AVG	G	AB	R	H	2B	3B	HR	RBI	SH	SF	HB	BB	SO	SB	CS	E
2013	BOS vs. TB	.231	4	13	1	3	1	0	0	1	0	0	0	3	4	0	0	0

League Championship Series Record

YEAR	CLUB	AVG	G	AB	R	H	2B	3B	HR	RBI	SH	SF	HB	BB	SO	SB	CS	E
2013	BOS vs. DET	.100	5	10	1	1	1	0	0	0	0	0	0	0	5	0	0	0

World Series Record

YEAR	CLUB	AVG	G	AB	R	H	2B	3B	HR	RBI	SH	SF	HB	BB	SO	SB	CS	E
2013	BOS vs. STL	.000	1	2	0	0	0	0	0	0	0	0	0	0	1	0	0	1

Career Fielding Record

YEAR	CLUB	POS	PCT.	G	GS	PO	A	E	TC	DP
2012	BOSTON	3B	.949	72	69	32	134	9	175	13
2013	BOSTON	1B	1.000	1	1	10	1	0	11	0
	BOSTON	2B	1.000	2	0	1	3	0	4	1
	BOSTON	3B	.954	92	90	53	155	10	218	12
Career Totals		1B	1.000	1	1	10	1	0	11	0
		2B	1.000	2	0	1	3	0	4	1
		3B	.952	164	159	85	289	19	393	25

Career Single-Game Highs

- HITS** 4, 4/7/13 at TOR
DOUBLES 2, 2 times, last 5/11/13 vs. TOR
HOME RUNS 3, 4/7/13 at TOR
RBI 7, 9/25/13 at COL
RUNS SCORED 4, 4/7/13 at TOR
WALKS 2, 2 times, last 8/19/13 at SF
STRIKEOUTS 3, 5 times, last 9/14/13 vs. NYY
STOLEN BASES 1, 7 times, last 9/20/13 vs. TOR
HITTING STREAK 9, 7/23/12-8/1/12
EJECTIONS None

Home Run Notes

- MULTI-HOME RUN GAMES (3)**
2-HOME RUN GAMES (2)
 5/7/12 at KC
 9/25/13 at COL
3-HOME RUN GAMES (1)
 4/7/13 at TOR
LEADOFF HOME RUNS (0)
GRAND SLAMS (3)
 5/6/12 vs. BAL off Tommy Hunter
 9/4/13 vs. DET off Al Albuquerque
 9/25/13 at COL off Roy Oswalt
PINCH-HIT HOME RUNS (1)
 8/7/12 vs. TEX off Ryan Dempster
EXTRA-INNING HOME RUNS (0)
GAME-ENDING HOME RUNS (0)
INSIDE-THE-PARK HOME RUNS (0)

JOSE MIJARES 50

Full Name: Jose Manuel Mijares
Bats: Left **Throws:** Left **Height:** 5-11 **Weight:** 266
Opening Day Age: 29 (Turns 30 On October 29)
Born: October 29, 1984 in Caracas, VZ
Resides: Caracas, VZ
Major League Service: 5 years, 24 days
Acquired: Signed as a free agent on February 4, 2014
Signed By: Jose Leon (Twins)
Contract Status: Signed through 2014



LHP

Non-Roster Invitee

Career Highlights

🔥 Entering the 12th season of his professional career and 1st with the Red Sox...Spent the first 6 years of his ML career with the Twins (2008-11), Royals (2012), and Giants (2012-13).

🔥 Worked out of the Giants' bullpen during their run to the 2012 World Series title after being claimed off waivers from KC in August of that year.

🔥 Since his 1st full season in 2009, among all ML left-handed relievers, ranks 4th in appearances (327), 10th in innings (248.2), tied for 10th in holds (70), and tied for 11th in SO (224).

🔥 For his career, has held lefties to a .225 AVG (108-for-481) with just 7 HR.

🔥 In 2009, finished 8th in the American League with a 2.34 ERA (16 ER/61.2 IP) and 4th in the majors with 27 holds.

🔥 Has appeared in 70 games against AL East teams, the 2nd most for his career next to the AL Central (106)... Against the AL East has a 3-2 record with a 2.88 ERA (21 ER/65.2 IP).

🔥 For his career has appeared in 11 postseason games between MIN (2009-10) and SF (2012).

2013: Made 60 relief appearances, 3rd-most among SF relievers, in his 1st full season with the club.

🔥 Posted a 2.48 ERA (9 ER/32.2 IP) in 36 games prior to the All-Star break compared to a 7.71 ERA (14 ER/16.1 IP) in 24 appearances after.

🔥 No runs allowed in 44 of his 60 appearances.

🔥 Ended the season with no HR allowed over his final 26.0 innings (37 games).

🔥 Worked more than 1.0 inning on 13 occasions.

🔥 Was on the bereavement list after the passing of his grandmother in Venezuela, 4/29-5/7.

🔥 Made 30 appearances each at home and on the road... Carried a 2.03 ERA (6 ER/26.2 IP) on the road and a 6.85 ERA (17 ER/22.1 IP) at home.

2012: Began the season with the Royals and ended the year with the World Series champion Giants after being claimed off waivers by SF on 8/6.

🔥 Made a career-high 78 relief appearances between KC and SF which ranked 5th highest in the majors.

🔥 No runs allowed in 40 of his 51 games for the Royals and in 25 of his 27 games for the Giants.

🔥 Had a 1.62 ERA (6 ER/33.1 IP) in 41 games prior to the All-Star break and a 3.91 ERA (10 ER, 23.0 IP) in 37 games after.

🔥 Did not allow an ER in 19 consecutive appearances (14.1 IP) for KC between 5/30-7/15.

🔥 Held opponents to a .238 AVG (50-for-210), which included a .211 AVG (26-for-123) against lefties.

🔥 Stranded 18 of his 20 inherited runners while for the Giants.

🔥 Ended the regular season with 16 consecutive scoreless appearances (10.0 IP) for SF...Held opponents to a .171 AVG (6-for-35) in that span with 12 SO.

POSTSEASON: Appeared in a total of 6 games for the Giants over the NLDS, NLCS, and World Series (10.13 ERA, 3 ER/2.2 IP)... Allowed 3 runs without recording an out in Game 2 of the NLDS on 10/7 vs. CIN, but each of his final 5 appearances were scoreless (2.2 IP)

2011: Made the Twins Opening Day roster for the 2nd consecutive season.

🔥 Did not allow a run in his first 8 appearances (5.1 IP), 4/2-18.

🔥 Placed on the 15-day DL with a left elbow strain on 5/15...Returned from his rehab assignment with High-A Fort Myers where did not appear in a game, and was reinstated on 5/30.

🔥 No ER allowed in 9 consecutive appearances (5.1 IP), 6/2-26.

Jose
Mijares

Jose Mijares, Continued

🔥 Posted a 6.26 ERA (9 ER/27.1 IP) in his first 37 appearances of the season and a 2.49 ERA (6 ER/21.2 IP) over his final 21 appearances beginning 7/30.

🔥 Had a 1.93 ERA (3 ER/14.0 IP) in 10 games in August.

2010: Made his 1st career Opening Day roster and appeared in 47 games for the Twins...Was 1 of just 2 left-handed relievers on MIN's roster to start the season.

🔥 After allowing back-to-back HR's in his 1st appearance (4/5 at LAA), allowed only 2 HR the rest of the season in 32.0 innings.

🔥 Allowed only 1 ER in a span of 15 appearances (11.2 IP, 0.77 ERA), 4/8-6/12.

🔥 Was on the 15-day DL with a left elbow strain, 4/17-5/14.

🔥 Threw a season-high 2.0 innings on 5/18 at TOR.

🔥 Earned his 1st win of the season and 3rd of his career on 7/6 at TOR (0.2 IP, 0 R).

🔥 Placed on 15-day DL with a lateral meniscus tear in right knee on 8/12...Reinstated on 9/11.

🔥 Made his 1st appearance on 9/12 at CLE.

🔥 Did not walk a batter in 12 consecutive appearances (7.0 IP), from 7/25-9/15.

🔥 Appeared in 15 games for Tigres de Aragua in the Venezuelan Winter League (1-0, 1.00 ERA, 2 ER, 18.0 IP, 2 BB, 10 SO, 15 G).

POSTSEASON: Pitched in all 3 games of the ALDS as the Twins were swept by the Yankees...Made scoreless appearances throughout, throwing 0.1 IP in both Games 1 and 2 in Minnesota and 0.2 in Game 3 on 10/9 at NYY.

2009: Was the recipient of the Twin Cities Baseball Writers Association's Bill Boni Award for Twins Most Outstanding Rookie after making 71 relief appearances for MIN.

🔥 Began the season with Rochester and saw his 1st action at the Triple-A level.

🔥 Earned his 1st win on 4/12 vs. Syracuse and his 1st save the next day on 4/13 vs. Pawtucket.

🔥 Was recalled by MIN on 4/21 after just 5 appearances (6.1 IP) for Rochester.

🔥 Recorded 3 SO in 1.0 IP in consecutive outings on 4/28 vs. TB and 5/1 vs. KC.

🔥 Ended the first-half with a 1.88 ERA (6 ER/28.2 IP) and a .217 opp. AVG with 25 SO in 33 appearances.

🔥 Did not allow a run in 11 consecutive appearances (8.2 IP) from 6/26-7/19.

🔥 Earned his 1st ML win on 7/28 vs. CWS (1.2 IP, 0 R).

🔥 Posted a career-high 13.0-inning scoreless streak over an 11-game span, 8/5-25.

🔥 Allowed 5 ER over his final 30 appearances (25.1 IP) beginning on 8/5 (1.78 ERA).

🔥 Had a career-high 4 SO in 1.2 IP on 9/12 vs. OAK.

🔥 Recorded 27 holds ranking tied for the 4th among all ML relievers and 3rd most among all left-handers.

🔥 Finished tied for 5th among AL left-handers in appearances.

🔥 Limited lefties to a .155 AVG (16-for-103).

🔥 His 2.34 ERA ranked 6th-lowest in the AL (min. of 60.0 IP).

POSTSEASON: Made 2 appearances for the Twins in the ALDS against the Yankees (13.50 ERA, ER, 0.2 IP)...Took the loss in Game 2 on 10/9 at NYY when he allowed a walk-off solo HR to Mark Teixeira in the 11th inning (4-3 loss)...Also appeared in Game 3 on 10/11 and walked the only batter he faced in the Twins' 4-1 defeat.

2008: Made his ML debut with the Twins after coming back from a left elbow fracture suffered earlier in the season...Pitched at 4 different levels within the Twins organization.

🔥 Began the season with Double-A New Britain and was placed on the 60-day disabled list with a left elbow fracture on 5/18...Was transferred to the Rookie-level Gulf Coast League Twins to rehab and was reinstated from the 60-day disabled list after 7 appearances on 7/20.

🔥 Made his season debut for High-A Fort Myers in relief on 7/21 vs. St. Lucie.

🔥 Promoted to New Britain after making 5 appearances for the Miracle on 8/4.

🔥 Recorded back-to-back saves on 8/24 vs. Akron and 8/27 at Portland.

🔥 Recalled by the Twins on 9/2 and made his ML debut with 1.0 scoreless inning on 9/13 at BAL.

🔥 Threw 6.1 consecutive scoreless innings over 6 appearances from 9/19-30.

🔥 Limited lefties to a .143 AVG (2-for-14) while righties hit .050 (1-for-20).

🔥 Rated the No. 4 prospect in the Twins system by *Baseball America* after the season.

🔥 Went 4-1 with 9 saves and a 1.40 ERA (4 ER/25.2 IP) in 28 appearances for Aragua in the Venezuelan Winter League.

2007: In his 1st full season as a reliever, spent the year with New Britain where he was an Eastern League All-Star after going 5-3 with a 3.54 ERA (24 ER/61.0 IP), 9 saves, and 75 SO in 46 games.

🔥 Finished 2nd on club in appearances and saves and 3rd in SO.

🔥 Began season at New Britain...Promoted to Rochester on 5/23 and made 5 appearances before being transferred back to New Britain on 6/14.



Jose Mijares, Continued

Jose
Mijares

⚾ Did not allow a run in 5 of 6 appearances, from 7/13-25 (1-0, 1.13 ERA, 1 ER, 8.0 IP).

⚾ Posted an 0.84 ERA (1 ER/10.2 IP) with 3 saves over an 8-game span, 8/12-9/3.

⚾ Held opponents to a .183 AVG (40-for-128).

2006: Spent his 1st full season with Fort Myers where he made a then career-high 27 appearances (5 starts).

⚾ Went 3-1 with a 1.80 ERA (9 ER/45.0 IP) 22 relief appearances and 0-4 with an 8.00 ERA (16 ER/18.0 IP) in 5 starts.

⚾ Held opponents to a .226 AVG (52-for-230).

⚾ Was 3-0 with a 1.78 ERA (6 ER/30.1 IP) in 14 games (1 start) after the All-Star break after going 0-5 with a 5.23 ERA (19 ER/32.2 IP) in 13 games (4 starts) prior.

⚾ Had a 1.61 ERA (4 ER/22.1 IP) when pitching in the 7th inning-or-later.

⚾ Threw a season-high 5.1 scoreless innings and recorded 7 SO on 6/4 at Daytona.

⚾ Struck out a season-high 9 batters in 4.0 scoreless innings 7/8 vs. Sarasota.

⚾ Earned his 1st win with 2.0 scoreless innings of relief on 7/13 vs. Tampa.

⚾ Posted a 0.66 ERA (1 ER/13.2 IP) in his final 6 appearances, 8/16-9/2.

⚾ Rated the No. 17 prospect in the Florida State League by Baseball America following the season.

2005: Spent the season with Low-A Beloit and Fort Myers.

⚾ Began season at extended spring training and was promoted to Beloit on 5/25.

⚾ Averaged 12.9 SO/9.0 IP (78 SO/54.1 IP) for Beloit.

⚾ Had a season-high 3-game win-streak, going 3-0, 2.57 (4 ER/14.0 IP) in 3 appearances (1 GS) from 5/26-6/7.

⚾ His final 8 appearances for Beloit were scoreless (15.1 IP).

⚾ Was on the disabled list with tendinitis in his left shoulder from 8/10-23.

⚾ Was promoted to Fort Myers on 8/23 and tied his season with 7 SO on 9/4 vs. Sarasota.

⚾ Had 17 SO in his 12.0 IP for Fort Myers compared to only 5 BB.

⚾ Between both clubs, held opponents to a .201 AVG (48-for-239).

2004: Led the GCL Twins in games (19) and saves (5)...His save total was 3rd highest in the GCL.

⚾ Named the 2004 GCL Rolands Relief Man Award winner.

⚾ 14 of his 19 appearances were scoreless.

⚾ Allowed only 1 HR all season in 29.2 IP.

⚾ Did not allow a run in 6 of 7 appearances from 7/5-27 (0-0, 1.17 ERA, 1 ER, 7.2 IP, 3 SV).

⚾ Had a season-high 5 SO on 8/7 vs. GCL Pirates and went a season-high 4.0 IP on 8/25 at GCL Pirates.

⚾ Posted sub-2.00 ERA's in both June (1.93 ERA, 2 ER/9.1 IP) and August (1.69, 2 ER/10.2 IP).

2003: Spent his 2nd season with the Rookie-level Venezuelan Summer League Twins.

⚾ Finished 2nd in the VSL with a 1.05 ERA (6 ER/51.2 IP).

⚾ Allowed more than 1 run in only 1 of his 11 appearances...Exception was 2 ER...Of the 17 total runs he allowed, 11 were unearned.

⚾ Was 2-3, 1.00 ERA (5 ER/45.0 IP) in 7 starts and 0-1, 1.35 (1 ER/6.2 IP) in 4 relief appearances.

⚾ Had a pair of double-digit SO games that came in consecutive outings on 7/15 at Aguirre (10 SO) and 7/22 vs. Aguirre (13 SO).

2002: Began his professional career with the VSL Twins.

⚾ Finished 3rd on the staff in IP (53.0).

⚾ Finished the season with a 1.64 ERA (4 ER/22.0 IP) over his last 5 games after having a 5.52 ERA (19 ER/31.0 IP) in his first 8 games.

Personal

⚾ Last name is pronounced mee-HAH-ress

⚾ Has two sons, Jose and Javier.

Jose Mijares, Continued

Jose Mijares's Career Record

YEAR	CLUB	W-L	ERA	G	GS	CG	SHO	SV	IP	H	R	ER	HR	HB	BB	SO	WP	BK
2002	VSL Twins	2-5	3.91	13	9	0	0	0	53.0	51	29	23	2	6	27	42	1	2
2003	VSL Twins	2-4	1.05	11	7	0	0	0	51.2	28	17	6	1	5	15	58	5	1
2004	GCL Twins	4-0	2.43	19	0	0	0	5	29.2	22	9	8	1	2	15	25	3	1
2005	Beloit	6-3	4.31	20	6	0	0	2	54.1	43	28	26	6	2	40	78	3	1
	Fort Myers	0-0	1.50	5	1	0	0	0	12.0	5	4	2	1	0	5	17	0	0
2006	Fort Myers	3-5	3.57	27	5	0	0	0	63.0	52	30	25	10	4	27	77	5	0
2007	New Britain	5-3	3.54	46	0	0	0	9	61.0	40	26	24	7	2	48	75	3	0
	Rochester	0-1	6.23	5	0	0	0	0	8.2	9	7	6	3	1	5	6	0	0
2008	GCL Twins	2-1	2.45	7	0	0	0	0	11.0	10	3	3	0	0	1	16	0	0
	Fort Myers	0-0	2.61	5	0	0	0	0	10.1	7	3	3	0	0	3	8	2	0
	New Britain	1-1	2.93	11	0	0	0	2	15.1	16	5	5	2	0	7	17	0	0
	MINNESOTA	0-1	0.87	10	0	0	0	0	10.1	3	1	1	0	0	0	5	1	0
2009	Rochester	1-0	0.00	5	0	0	0	1	6.1	2	0	0	0	0	1	4	0	0
	MINNESOTA	2-2	2.34	71	0	0	0	0	61.2	50	17	16	7	2	23	55	0	0
2010	MINNESOTA	1-1	3.31	47	0	0	0	0	32.2	34	14	12	4	1	9	28	1	0
	Rochester	0-0	27.00	2	0	0	0	0	1.2	6	5	5	1	0	1	2	0	0
2011	MINNESOTA	0-2	4.59	58	0	0	0	0	49.0	53	31	25	4	3	30	30	1	0
2012	KANSAS CITY	2-2	2.56	51	0	0	0	0	38.2	36	13	11	3	4	13	37	1	0
	SAN FRANCISCO	1-0	2.55	27	0	0	0	0	17.2	14	5	5	0	0	8	20	2	0
2013	SAN FRANCISCO	0-3	4.22	60	0	0	0	0	49.0	67	24	23	3	3	20	54	3	0
Major League Totals		6-11	3.23	324	0	0	0	0	259.0	257	105	93	21	13	103	229	9	0
Minor League Totals		26-23	3.24	176	28	0	0	19	378.0	291	166	136	34	22	195	425	22	5

- 2002 Signed by the Minnesota Twins as an international free agent on 3/22
 2010 On disabled list with blurred vision, 4/16-5/14
 2011 On disabled list with a left elbow strain, 5/15-30
 2011 On disabled list with a strained left knee, 8/12-9/11
 2011 Signed by the Kansas City Royals as a free agent on 12/21
 2012 Claimed off waivers by the San Francisco Giants on 8/6
 2014 Signed by the Boston Red Sox as a minor league free agent on 2/4

Division Series Record

YEAR	CLUB	W-L	ERA	G	GS	CG	SHO	SV	IP	H	R	ER	HR	HB	BB	SO	WP	BK
2009	MIN vs. NYY	0-1	13.50	2	0	0	0	0	0.2	1	1	1	1	0	1	0	0	0
2010	MIN vs. NYY	0-0	0.00	3	0	0	0	0	1.1	0	0	0	0	0	1	0	0	0
2012	SF vs. CIN	0-0	81.00	2	0	0	0	0	0.1	2	3	3	0	0	1	1	0	0
Division Series Totals		0-1	15.43	7	0	0	0	0	2.1	3	4	4	1	0	3	1	0	0

League Championship Series Record

YEAR	CLUB	W-L	ERA	G	GS	CG	SHO	SV	IP	H	R	ER	HR	HB	BB	SO	WP	BK
2012	SF vs. STL	0-0	0.00	3	0	0	0	0	2.0	1	0	0	0	0	1	3	0	0

World Series Record

YEAR	CLUB	W-L	ERA	G	GS	CG	SHO	SV	IP	H	R	ER	HR	HB	BB	SO	WP	BK
2012	SF vs. DET	0-0	0.00	1	0	0	0	0	0.1	0	0	0	0	0	0	0	0	0

Career Fielding Record

YEAR	CLUB	POS	PCT.	G	GS	PO	A	E	TC	DP
2008	MINNESOTA	P	1.000	10	0	0	2	0	2	0
2009	MINNESOTA	P	1.000	71	0	2	6	0	8	0
2010	MINNESOTA	P	1.000	47	0	0	2	0	2	0
2011	MINNESOTA	P	.857	58	0	2	4	1	7	0
2012	KANSAS CITY	P	.750	51	0	1	5	2	8	0
	SAN FRANCISCO	P	1.000	27	0	0	1	0	1	0
2013	SAN FRANCISCO	P	.667	60	0	0	4	2	6	0
Career Totals		P	.853	324	0	5	24	5	34	0

Career Batting Totals

	AVG.	G	AB	R	H	2B	3B	HR	RBI	SH	SF	HB	BB	SO	SB	CS	E
Major League Totals	.000	324	1	0	0	0	0	0	0	0	0	0	0	1	0	0	5

Career Single-Game Highs (In Relief)

INNINGS PITCHED	2.2, 8/19/09 for MIN at TEX
STRIKEOUTS	4, 9/12/09 for MIN vs. OAK
HITS ALLOWED	5, 7/25/11 for MIN at TEX
RUNS ALLOWED	5, 7/25/11 for MIN at TEX
WALKS ALLOWED	2, 11 times, last 8/22/13 for SF vs. PIT
HOME RUNS ALLOWED	2, 2 times, last 8/21/11 for MIN vs. NYY
EJECTIONS	None
SCORELESS INNINGS STREAK	13.0, 8/5/09-8/25/09

ANDREW MILLER 30

Full Name: Andrew Mark Miller
Bats: Left **Throws:** Left **Height:** 6-7 **Weight:** 210
Opening Day Age: 28 (Turns 29 on May 21)
Born: May 21, 1985 in Gainesville, FL
Resides: Newberry, FL
Major League Service: 5 years, 62 days
Acquired: Signed as a minor league free agent on Dec. 16, 2010
Signed By: Grant Brittain (Tigers)
Contract Status: Signed through 2014



LHP

Career Highlights

- 🔴 Entering his 4th season in the Red Sox organization...As a reliever for BOS, has gone 4-4 with a 3.24 ERA (28 ER/77.2 IP) and 111 SO in 95 games between 2011-13...Has the highest SO/9.0 IP ratio at 12.9 (111 SO/77.2 IP) for any Red Sox reliever since 2011.
- 🔴 Set single season career bests in 2013 in both SO/9.0 IP ratio (14.1), and SO/BB ratio (2.8)...His 14.1 SO/9.0 IP ratio was the 2nd highest among all MLB relievers behind CIN's Aroldis Chapman. (min. 30.0 IP).
- 🔴 Underwent Lis-Franc ligament repair surgery on his left foot on 7/15/13 following an injury he sustained on 7/6/13 at LAA...The surgery was performed by Dr. George Theodore in Boston, MA.
- 🔴 Has appeared in the major leagues in all 8 of his professional seasons since being selected by DET in the 1st round (6th overall) of the 2006 June Draft...In addition to the Tigers (2006-07), has also spent time in the Marlins (2008-10) organization.
- 🔴 Has an 11.3 SO/9.0 IP ratio (132 SO/105.1 IP) over 120 career relief appearances, the 5th-best all-time ratio among left-handers with at least 50.0 innings as a reliever...Places 3rd among active lefties among that group after Aroldis Chapman (14.7) and Antonio Bastardo (11.7).
- 🔴 Made just 3 minor league appearances in the Tigers organization before big league debut on 8/30/06 at NYY.
- 🔴 Tabbed 2012 Red Sox Fireman of the Year by the Boston Chapter of the BBWAA.
- 🔴 At 6-foot-7, is the tallest left-handed pitcher ever to appear in a game for the Red Sox...Is the 12th Red Sox player overall (9th pitcher) ever to stand at least that tall...The last Red Sox to measure in at 6-foot-7 or taller was Kyle Snyder at 6-foot-8 from 2006-08.

2013: Appeared in just 37 games due to a left foot injury suffered in early July.

- 🔴 Averaged a career-high 14.1 SO/9.0 IP (48 SO/30.2 IP), the 2nd-highest mark among all MLB relievers with at least 30.0 IP behind CIN's Aroldis Chapman (15.83)...His 2.82 SO/BB ratio (17 BB) was also a career best for a single season.
- 🔴 No runs allowed in 29 of 37 appearances.
- 🔴 Allowed multiple earned runs in only 1 of 37 outings (3 ER in 0.1 IP on 5/12 vs. TOR)...With the exception of that game, posted a 1.78 ERA (6 ER/30.1 IP)...Allowed multiple runs only twice.
- 🔴 Posted a 2.03 ERA (6 ER/26.2 IP) over his final 30 games of the season after recording a 6.75 ERA (3 ER/4.0 IP) in his 1st 7 appearances.
- 🔴 Suffered a left foot injury while attempting to back up home plate on 7/6 at LAA...Placed on the 15-day DL on 7/7...Underwent Lis-Franc ligament repair surgery on 7/15...The surgery was performed by Dr. George Theodore in Boston, MA...Transferred to the 60-day DL on 7/12.

2012: Posted career-best marks in games (53), ERA (3.35), holds (13), WHIP (1.19), opponent AVG (.194), fewest BB/9.0 IP (4.46)...Named Red Sox Fireman of the Year by the Boston BBWAA in 1st full season pitching in relief.

- 🔴 Among qualifying AL lefty relievers, finished 4th in opponent AVG, 3rd in opponent SLG (.292), and 4th in opponent OPS (.588)...Since at least 1921, the only Sox LHP with better opponent AVG were Mickey McDermott in 1950 (.183) and Ken Brett in 1970 (.187)...Also marked 3rd-best opponent SLG by a Sox lefty in that time, behind Bill Landis in 1968 (.260) and Chet Nichols in 1961 (.286).
- 🔴 Ranked 9th among AL relievers and 4th among AL lefties in relief in SO/9.0 IP, the 2nd-best mark by a BOS left-handed reliever since at least 1921 after Ken Brett in 1970 (12.04)...Placed 9th among AL lefties in holds, 11 more than previous single-season high (2, 2008 with FLA).
- 🔴 Limited left-handed batters to a .149 AVG (13-for-87), the 2nd-lowest mark in the AL (min. 100 batters faced) after LAA's Ernesto Frieri (.069), and lowest AVG by a Sox lefty since at least 1974...Gave up just 1 extra-base hit to a LHB all year, a 2-run HR by BAL's Nick Johnson on 5/23...After that date held LHB to just 10 hits, all singles.

Andrew
Miller



Andrew Miller, Continued

2014
Red Sox

Stranded 39 of 46 inherited runners (84.8 percent) for the AL's 5th-best rate...Marked the 8th-best rate by a Red Sox reliever (min. 30 IR) since at least 1974 and 3rd-best by a club left-hander after Tom Burgmeier in 1981 (89.2%) and 1980 (86.8%).

Posted team-high 31 hitless appearances and had 22 perfect outings...Retired the 1st batter faced in 45 of his 53 outings for a team-best 84.9% rate (min. 5 G).

Issued a walk in just 15 of 53 outings after having allowed walks in 21 of 30 career relief appearances entering the year...Tallied career-high 9 straight walkless tilts, 7/13-8/1 (7.0 IP).

Allowed 5 runs in 21.0 IP on the road (2.14 ERA) compared to 10 runs in 19.1 IP at home (4.66 ERA).

Allowed just 6 hits, all singles, in 49 plate appearances with runners in scoring position (.158 AVG/SLG).

Opened the season on the 15-day DL with a left hamstring strain...Made 12 rehab appearances between Single-A Greenville (2 games) and Triple-A Pawtucket (10 games) before 5/6 activation.

Posted 8.0 scoreless innings over 1st 8 games for BOS from 5/6-21...Tallied career-high 9 straight scoreless appearances overall from 9/25/11-5/21/12 (9.0 IP)...Matched that with 9 scoreless games, 8/29-10/1 (6.1 IP).

Compiled a career-best 6 straight hitless outings from 5/30-6/19 (4.0 IP).

Earned 1st win of the year with 1.2 perfect innings on 5/21 at BAL, his longest career perfect outing...Was the longest appearance with no base runners by a Red Sox on his birthday (turned 27) since Joe Heving on 9/2/40 (G2) at WSH (2.0 IP).

Appeared in all 3 Red Sox games from 5/10-12 vs. CLE, his 1st career stretch appearing on 3 straight days...Did it again from 7/27-29 at NYY.

2011: Selected to the Sox major league roster from Triple-A Pawtucket on 6/19 and remained with the club for the rest of the season...Pitched in 17 games with BOS, including 12 starts.

Went 6-3 with a 5.55 ERA (36 ER/58.1 IP), 38 SO, and 35 BB in 12 starts for the Sox...Allowed 3 runs or less in 8 of his 12 starts but combined to yield 25 runs (23 ER) in his other 4.

BOS was 9-3 in his starts and his 6 wins tied a single-season career high (also 2008 with FLA) and marked a new career high as a starter (previously 5 in both 2007 and 2008 with DET and FLA respectively).

Each of his first 8 games with BOS from 6/20-7/31 were starts...Also worked out of the rotation from 8/19-9/8, making 4 starts during that time.

Posted a 5.40 ERA (4 ER/6.2 IP) with 12 SO and 6 BB in 5 relief outings with the Red Sox.

In 3 Interleague starts, was 2-0 with a 3.06 ERA (6 ER/17.2 IP), with the Sox winning each of those outings...Had a 4-3 record and 6.64 ERA (30 ER/40.2 IP) in 9 starts against the AL (6-3).

Fared better on the road, going 5-2 with a 3.89 ERA (19 ER/44.0 IP) and .259 opponent AVG (43-for-166) in 10 games (8 starts) compared to 1-1 with a 9.00 mark (21 ER/21.0 IP) and .382 opponent AVG (34-for-89) in 7 home games (4 GS)...Had a 2.79 ERA (6 ER/19.1 IP) in 5 daytime outings (3 GS) while going 2-0, compared to 6.70 (34 ER/45.2 IP) at night to go with a 4-3 record in 12 games (9 starts).

Did not lose any of his first 4 starts with the club from 6/20-7/7, going 3-0 while the Sox won all 4...Went at least 5.0 innings and allowed 3 runs or fewer in each of those outings, the longest such stretch to start a Red Sox career since John Burkett in 2002 (first 6 starts)...The last Sox lefty to have had a streak of that kind was Jeff Fassero in his first 4 starts of 2000.

Struck out 6 batters over 5.2 frames of 3-run ball in his Red Sox debut on 6/20 vs. SD (ND, Sox 14-5 win)...Became just the 5th lefty since 1919 to fan 6 or more batters in his Red Sox debut, 1st since Kevin Morton's 9 SO in a complete-game ML debut with Boston on 7/5/91 vs. DET...Also the 1st pitcher to strike out at least 6 in his Sox debut overall since Daisuke Matsuzaka fanned 10 on 4/5/07 at KC.

Picked up 1st win in a Red Sox uniform in his 2nd start, 6/26 at PIT (6.0 IP, 2 R, ER)...Marked his 1st win since 9/3/10 vs. ATL and snapped a 6-start winless streak.

Issued a career-high 6 BB but yielded just 2 hits and did not allow a run over 5.2 innings in a 4-0 win at BAL on 7/20...Since 1994, the only other Red Sox to hold a team scoreless while issuing at least 6 walks in an outing was Matt Clement on 9/24/05 at BAL (6 BB in 5.2 IP)...Was the 1st to do it and earn a win for BOS since Joe Hesketh, 4/17/93 vs. CWS (6 BB in 8.0 IP).

Fanned a season-high 8 batters on 7/31 at CWS, his 4th-career game with at least 8 SO and 1st since he had 8 on 6/11/09 vs. STL.

Had his best month in August, winning both of his starts during the month and tallying a 1.84 ERA (3 ER/14.2 IP) in 4 games overall while holding opponents to a .200 AVG (10-for-50).

Established a career relief-high with 4 SO in 2.2 innings out of the bullpen on 8/4 vs. CLE...Matched the mark in a 1.2-inning relief appearance on 9/15 vs. TB.

Began season with Pawtucket and at time of his selection on 6/19, led all qualifying Triple-A hurlers with a .181 opponent AVG (42-for-232) and was 4th with a 2.47 ERA (18 ER/65.2 IP)...Held lefties to a .122 AVG (9-for-74).



Andrew Miller, Continued

🔥Held opponents to 3 runs or less in all 13 outings with the PawSox and 1 ER or none in 9 of those games...Went 2-1 with a 1.78 ERA (5 ER/25.1 IP) in his last 4 Triple-A outings (3 starts) from 5/29-6/14.

🔥Only relief outing with Pawtucket came on 5/29 vs. Indianapolis after Bobby Jenks' 1.0-inning rehab start...Threw 7.0 scoreless frames in that game, allowing just 1 hit, for the 9-2 win.

2010: Finished the season with FLA after playing for High-A Jupiter and Double-A Jacksonville.

🔥Began the campaign on the minor league DL with a right ankle sprain before being reinstated on 4/30.

🔥Made 3 starts at Jupiter upon his reinstatement, going 1-1 with a 1.72 ERA (3 ER/15.2 IP), 23 SO and 15 BB, before a 5/13 promotion to Double-A Jacksonville, where he spent the majority of the season.

🔥Posted a 1-8 record with a 6.01 ERA (57 ER/85.1 IP) in 18 starts for the Suns...Fanned 66 batters but issued 61 walks in those games...Went 0-5 over his first 10 starts in the Southern League despite holding opponents to 3 ER or less in 8 of those starts...Compiled a 1-1 record with a 3.10 ERA (29.0 IP/10 ER) in 5 July starts in Double-A.

🔥Recalled by Florida on 8/19 and finished the season with the Marlins, appearing in 9 total games (7 starts).

2009: Spent most of the season with the Marlins, but also appeared at 4 minor league levels, mostly on rehab.

🔥Went 3-5 with a 4.84 ERA (40 ER/74.1 IP) in 14 starts with the Marlins compared to no record with a 4.76 ERA (5.2 IP/3 ER) in 6 relief appearances.

🔥Began the season with FLA and made 4 appearances (2 starts) before being placed on the DL on 4/21 with a right oblique strain...Posted a 1.80 ERA (2 ER/10.0 IP) with 10 SO in 2 rehab starts, 1 each with High-A Jupiter and Double-A Jacksonville...Reinstated from the DL on 5/16.

🔥Tied a career-best with 9 SO on 5/21 vs. ARI, almost exactly 1 year after establishing that mark against the same club (5/22/08).

🔥Optioned to New Orleans on 7/20 and went on the minor league DL with an ankle injury from 7/30-9/1...Made appearances with the Rookie-level Gulf Coast League Marlins on rehab.

🔥Made 3 relief appearances for the Marlins after a 9/6 recall.

2008: Established career-highs in wins (6), innings (107.1), games (29, passed in 2012), starts (20), and strikeouts (89) in his 1st season with the Marlins.

🔥Ranked 3rd on the club in SO and 4th in innings pitched.

🔥Started the season in the Marlins rotation and enjoyed a career-long 3-game winning streak from 4/23-5/10 (matched twice in 2011).

🔥Went 5-9 with a 5.63 ERA (63 ER/100.2 IP) in 20 starts prior to landing on the DL on 7/14 with patella tendinitis in his right knee.

🔥Pitched in rehab for the Rookie-level Gulf Coast League Marlins, Double-A Carolina and High-A Jupiter before returning to FLA on 9/1.

🔥Moved to the bullpen after rejoining the club and went 1-1 with a 9.45 ERA (7 ER/6.2 IP) in 9 appearances.

2007: In his 1st full pro season, began the year at High-A Lakeland and made stops at each level of the organization, including 13 starts as a member of the Tigers rotation.

🔥Made 3 starts for Lakeland before joining Double-A Erie on 5/9.

🔥Recalled to DET on 5/18 for 1st ML start that night vs. STL...Pitched 6.0 scoreless innings for the win, the 1st Tigers pitcher to earn his 1st ML victory in his 1st start since 2002 (LHP Andy Van Hekken on 9/2 vs. CLE).

🔥Optioned back to Erie on 5/22...Recalled by the Tigers again on 6/10...Went 2-1 with a 3.71 ERA (11 ER/26.2 IP) and 28 SO in 5 July starts, ranking 5th in the AL with 9.45 SO/9.0 IP in that time.

🔥Landed on the DL with a left hamstring strain on 8/4 and assigned on rehab to Triple-A Toledo...Made 2 starts for DET after his 8/24 reinstatement before being optioned to Lakeland on 8/30.

🔥Combined for a 2.77 ERA (24 ER/78.0 IP) and 61 SO compared to 25 BB in 13 minor league starts overall.

🔥Finished tied for 2nd in the Florida State League with 1 SHO and tied for 3rd in the league with 2 complete games for Lakeland.

2006: Appeared in only 3 minor league games prior to making his ML debut for the Tigers in late August after being drafted in June.

🔥Fanned 9 batters in 5.0 innings over 3 relief outings for High-A Lakeland before being selected to DET for his 1st ML stint on 8/28.

🔥Threw 1.0 scoreless inning in relief in his 1st ML appearance, 8/30 at Yankee Stadium...All 8 of his big league outings came in relief.

Andrew Miller, Continued

Personal

♣ Married to Katie...The couple has one son, Max.

♣ Named Florida's Gatorade Player of the Year as a senior at Buchholz High School in Gainesville in 2003 and also earned pre-season and postseason high school All-America honors that year...First-team All-State choice as a senior after earning third-team honors his junior season.

♣ Named to *Baseball America's* second-team Freshman All-American squad after compiling a 6-3 record and 2.93 ERA in 18 games (15 starts) in 2004 for the University of North Carolina...Also earned second-team All-Atlantic Coast Conference honors that year...Was a second-Team All-ACC selection following his sophomore season at UNC in 2005 (8-4 with a 2.98 ERA)...Named the *Baseball America* National Player of the Year and won the Roger Clemens Award as college baseball's top pitcher after finishing 13-2 with a 2.48 ERA in 20 games (18 starts) as a junior at UNC in 2006...Also recognized as a first-team All-American by virtually every major outlet, chosen as ACC Pitcher of the Year and tabbed a first-team All-ACC selection as a junior, and was a finalist for the Golden Spikes Award...Finished college career with a 27-9 record, 2.77 ERA (95 ER/309.0 IP) and set the University of North Carolina's career record with 325 strikeouts...Was teammates with former Red Sox hurler Daniel Bard in his 3 seasons at UNC.

IN THE COMMUNITY

Andrew participated in the club's January caravan in 2013 visiting sites around the city including stops at the Jimmy Fund and Children's Hospital Boston...He has attended the Red Sox Foundation's Picnic in the Park each of the past three seasons...In 2011, spoke to fans at a BoSox Club Luncheon.

Andrew Miller's Career Record

YEAR	CLUB	W-L	ERA	G	GS	CG	SHO	SV	IP	H	R	ER	HR	HB	BB	SO	WP	BK
2006	Lakeland	0-0	0.00	3	0	0	0	0	5.0	2	0	0	0	1	1	9	1	0
	DETROIT	0-1	6.10	8	0	0	0	0	10.1	8	9	7	0	2	10	6	1	0
2007	Lakeland	1-4	3.48	7	7	2	1	0	41.1	43	21	16	1	3	15	28	1	0
	DETROIT	5-5	5.63	13	13	0	0	0	64.0	73	43	40	8	7	39	56	4	1
	Erie	2-0	0.59	4	4	0	0	0	30.2	22	3	2	2	4	5	24	2	0
	Toledo	0-0	9.00	2	2	0	0	0	6.0	6	6	6	0	0	5	9	1	0
2008	GCL Marlins	0-1	18.00	1	1	0	0	0	1.0	2	2	2	0	0	1	0	0	0
	FLORIDA	6-10	5.87	29	20	0	0	0	107.1	120	78	70	7	4	56	89	4	0
	Jupiter	1-0	0.71	4	2	0	0	0	12.2	10	1	1	1	0	1	11	2	0
	Carolina	0-0	3.18	1	1	0	0	0	5.2	2	2	2	0	1	4	6	0	0
2009	Jacksonville	0-0	1.50	1	1	0	0	0	6.0	5	1	1	0	0	2	5	0	0
	FLORIDA	3-5	4.84	20	14	0	0	0	80.0	85	52	43	7	2	43	59	10	0
	Jupiter	0-0	2.25	1	1	0	0	0	4.0	3	1	1	0	0	1	5	0	0
	New Orleans	1-2	7.71	3	3	0	0	0	11.2	9	10	10	0	1	13	16	1	0
2010	GCL Marlins	0-0	2.57	2	2	0	0	0	7.0	8	2	2	0	0	4	10	2	1
	Jupiter	1-1	1.72	3	3	0	0	0	15.2	8	8	3	0	1	15	23	2	0
	FLORIDA	1-5	8.54	9	7	0	0	0	32.2	51	34	31	6	1	26	28	5	0
	Jacksonville	1-8	6.01	18	18	0	0	0	85.1	98	63	57	6	5	61	66	10	0
2011	Pawtucket	3-3	2.47	13	12	0	0	0	65.2	42	22	18	2	3	35	61	1	0
	BOSTON	6-3	5.54	17	12	0	0	0	65.0	77	43	40	8	3	41	50	2	1
2012	Greenville	0-0	0.00	2	1	0	0	0	2.0	2	0	0	0	1	0	3	0	0
	BOSTON	3-2	3.35	53	0	0	0	0	40.1	28	15	15	3	2	20	51	1	0
	Pawtucket	0-0	5.73	10	0	0	0	1	11.0	4	7	7	1	1	14	23	0	0
	BOSTON	1-2	2.64	37	0	0	0	0	30.2	25	12	9	3	2	17	48	2	0
Major League Totals		25-33	5.33	186	66	0	0	0	430.1	467	286	255	42	23	252	387	29	2
Minor League Totals		10-19	3.71	75	58	2	1	1	310.2	266	149	128	13	21	177	299	24	1
Red Sox Totals		10-7	4.24	107	12	0	0	0	136.0	130	70	64	14	7	78	149	5	1

2003 Selected by the Tampa Bay Rays in the third round of the June draft (did not sign)

2006 Signed by the Detroit Tigers as a first-round selection (sixth overall) in the June draft

2007 On disabled list with a left hamstring strain, 8/4-8/23

2007 Acquired by the Florida Marlins with OF Cameron Maybin, RHPs Eulogio De La Cruz, Burke Badenhop and Dallas Trahern, and C Mike Rabelo in exchange for LHP Dontrelle Willis and INF Miguel Cabrera on 12/5

2008 On disabled list with patella tendinitis in right knee, 7/14-8/31

2009 On disabled list with a right oblique strain, 4/21-5/15

2010 Acquired by the Boston Red Sox in exchange for LHP Dustin Richardson on 11/12

2012 On disabled list with a strained left hamstring, 4/4-5/5

2013 On disabled list with a left foot injury/surgery, 7/7 through remainder of season

Andrew Miller, Continued

Career Fielding Record

YEAR	CLUB	POS	PCT.	G	GS	PO	A	E	TC	DP
2006	DETROIT	P	1.000	8	0	1	0	0	1	0
2007	DETROIT	P	.833	13	13	2	8	2	12	1
2008	FLORIDA	P	.929	29	20	5	8	1	14	0
2009	FLORIDA	P	.933	20	14	6	8	1	15	1
2010	FLORIDA	P	1.000	9	7	1	4	0	5	0
2011	BOSTON	P	.846	17	12	2	9	2	13	0
2012	BOSTON	P	.750	53	0	1	2	1	4	0
2013	BOSTON	P	.800	37	0	2	2	1	5	0
Career Totals			P .884	186	66	20	41	8	69	2

Career Batting Totals

	AVG.	G	AB	R	H	2B	3B	HR	RBI	SH	SF	HB	BB	SO	SB	CS	E
Major League Totals	.056	186	72	1	4	0	0	0	3	4	0	0	0	36	0	0	8

Career Single-Game Highs (In Relief)

INNINGS PITCHED	4.0, 8/28/10 for FLA at ATL
STRIKEOUTS	4, 3 times, last 6/13/13 at BAL
HITS ALLOWED	5, 8/28/10 for FLA at ATL
RUNS ALLOWED	4, 2 times, last 8/25/12 vs. KC
WALKS ALLOWED	3, 4 times, last 8/28/10 for FLA at ATL
HOME RUNS ALLOWED	1, 9 times, last 6/10/13 at TB
EJECTIONS	None
SCORELESS INNINGS STREAK	10.0, 5/4-5/10/08

Andrew
Miller

RED SOX WHO HAVE PLAYED IN EVERY GAME

25 players have played in every game of a regular season for the Red Sox (a total of 43 times). Dwight Evans was the last player to do so in 1984. He also played all the team's games in 1981 and 1982. Shortstop Everett Scott did so 5 straight years (1917-21) when he set the club record by playing in 832 consecutive games from 6/20/1916-10/2/1921. Evans, Buck Freeman, Freddy Parent, and Candy LaChance did so 3 times while Hobe Ferris, Chick Stahl, Vern Stephens, Frank Malzone, Carl Yastrzemski, and Jim Rice played all the games twice, including 1978 when there were 163 games. Rice also missed only one game in 1977.

YEAR	GAMES	PLAYER	YEAR	GAMES	PLAYER
1901	138	2B Hobe Ferris	1922	154	2B Del Pratt
		SS Freddy Parent	1924	156	2B Bill Wambsganss
		3B Jimmy Collins	1926	154	1B Phil Todt
		LF Tommy Dowd	1930	154	CF Tom Oliver
1902	138	1B Candy LaChance	1936	155	1B Jimmie Foxx
		SS Freddy Parent	1943	155	2B Bobby Doerr
		RF Buck Freeman	1948	155	SS Vern Stephens
1903	141	1B Candy LaChance			CF Dom DiMaggio
		2B Hobe Ferris	1949	155	SS Vern Stephens
		RF Buck Freeman			LF Ted Williams
1904	157	1B Candy LaChance	1956	155	CF Jimmy Piersall
		RF Buck Freeman	1958	155	3B Frank Malzone
		CF Chick Stahl	1959	154	3B Frank Malzone
1905	153	SS Freddy Parent	1962	160	LF Carl Yastrzemski
1906	155	CF Chick Stahl	1966	162	1B George Scott
1912	154	LF Duffy Lewis	1969	162	LF Carl Yastrzemski
1917	157	SS Everett Scott	1978	163	LF Jim Rice
1918	126	SS Everett Scott	1981	108	LF Jim Rice
		RF Harry Hooper			RF Dwight Evans
1919	138	SS Everett Scott	1982	162	RF Dwight Evans
1920	154	SS Everett Scott	1984	162	RF Dwight Evans
1921	154	SS Everett Scott			

EDWARD MUJICA 54

Full Name: Edward Jose Mujica
Bats: Right **Throws:** Right **Height:** 6-3 **Weight:** 225
Opening Day Age: 29 (turns 30 on May 10)
Born: May 10, 1984 in Valencia, VZ
Resides: Yagua, VZ
Major League Service: 6 years, 115 days
Acquired: Signed as a free agent on December 7, 2013
Signed By: Luis Aponte (Indians)
Contract Status: Signed through 2015



RHP

Career Highlights

- 🔴 In his 1st season with the Red Sox after signing a 2-year contract with BOS on 12/7/13.
- 🔴 Returns to the American League in 2014 after spending the last 5 years in the National League with the Padres (2009-10), Marlins (2011-12), and Cardinals (2012-13)...Began his professional career in the CLE organization, and spent his first 3 years in the big leagues with the Indians (2006-08).

- 🔴 Helped the Cardinals to the 2013 NL pennant...Made STL's 25-man roster for the World Series against BOS, but did not appear...Is 1-0 with a 2.79 ERA (3 ER/9.2 IP) in 11 career postseason games, all with the Cardinals, between 2012 and 2013.

- 🔴 Has recorded 350 strikeouts compared to 68 walks in his career for a 5.2 strikeout-to-walk ratio, best in major league history among pitchers with at least 400.0 IP...Owns the lowest BB/9.0 IP ratio among all pitchers with at least 400.0 innings since 1930 (1.39).

- 🔴 Enters this season with the 10th-lowest WHIP among active ML relievers (1.11, 406 hits and 65 BB in 422.2 IP).

- 🔴 Among all ML relievers since 2009, ranks 2nd in innings pitched (352.2) and BB/9.0 IP ratio (1.3, 53 BB)...Ranks 5th in SO/BB ratio (5.4, 288 SO) in that same span.

- 🔴 Has made 60 or more appearances in each of the last 3 seasons (2011-13), and in 4 of the last 5 seasons with his 1 exception being 2010 (59 G)...Since 2011, has appeared in the 12th most games among NL relievers (202).

2013: Went 2-1 with 37 saves and a career-low 2.78 ERA (20 ER/64.2 IP) in 65 games for the NL Champion Cardinals.

- 🔴 Led all ML relievers with a 0.70 BB/9.0 IP ratio (5 BB), and led all NL relievers with a 9.2 SO/BB ratio (46 SO).

- 🔴 Ranked 5th among NL relievers in saves with 37, and 6th in the NL with a 90.2 save percentage...Converted each of his first 21 save chances of the season.

- 🔴 Posted a 1.01 WHIP, the 12th-best mark among NL relievers, and the 2nd-lowest mark of his career (0.93 in 2010).

- 🔴 Stranded 21 of his 25 inherited runners (84.0%)...50 of his 65 appearances were scoreless.

- 🔴 Pitched more than 1.0 inning 9 times, including 4 outings of 2.0 innings...Had 4 multiple inning saves: 4/18 at PHI (1.1 IP), 6/17 vs. CHI (1.1), 8/11 vs. CHI (2.0), and 8/21 at MIL (1.1).

- 🔴 Had a season-best 20.1-inning scoreless streak that spanned 18 games from 7/5-8/19...Converted 11 of 12 save opportunities in that span...Had 11 SO compared to 1 BB and held opponents to a .192 AVG (14-for-73) over that stretch.

POSTSEASON: Was on the Cardinals' NLDS, NLCS, and World Series rosters, but appeared in only 2 games...Threw 1.0 scoreless inning in Game 2 of the NLDS vs. PIT on 10/4...Allowed a solo HR to A.J. Ellis in Game 5 of the NLCS at LAD on 10/16...Did not appear in the World Series against BOS.

2012: Made a career-high 70 relief appearances between Marlins and Cardinals, posting a 3.03 ERA (22 ER/65.1 IP).

- 🔴 Began the year with MIA and was acquired by STL in exchange for INF Zack Cox at the trade deadline on 7/31.

- 🔴 Ranked 4th in the NL with 31 holds...Recorded 8 holds in September, the 2nd most in the NL for the month (3rd in the majors).

- 🔴 Induced 8 double plays, ranking T-13th among NL relievers.

- 🔴 Did not allow a run in his first 18 appearances with the Cardinals (17.0 IP), from 8/1-9/9.

BEST CAREER SO/BB RATIO SINCE 1900

PLAYER	SO/BB	SO	BB
Edward Mujica	5.2	350	68
Kevin Slowey	4.6	471	102
Jonathan Papelbon	4.6	658	144
Rafael Betancourt	4.5	684	152
Curt Schilling	4.4	3,116	711
<i>(minimum 400.0 IP)</i>			

Edward Mujica, Continued

👉 Pitched in the 7th inning in 23 of his 29 outings with STL.

👉 Held righties to .219 AVG (28-for-128).

👉 Was on the 15-day disabled list with MIA (fractured right toe), from 6/30-7/18...Was the 1st time in his career landing on the DL.

👉 Made two rehab starts with High-A Jupiter before being activated.

POSTSEASON: Saw his 1st ML postseason experience with STL...Appeared in 9 games including the Wild Card game at ATL, the NLDS vs. WSH, and the NLCS vs. SF, going 1-0 with a 2.35 ERA (2 ER/7.2 IP)...Pitched in 3 games of the NLDS...Struck out the side in the 7th inning to record a hold and earn the win in STL's 6-4 victory in Game 1 of the NLCS at SF on 10/14...Did not allow a run in any of his 5 NLCS appearances against the Giants (4.0 IP).

2011: Led all FLA relievers and ranked 3rd on the club with 9 wins.

👉 His win total tied a Marlins record for wins by a reliever (also Robb Nen in 1997)...Tied BOS' Alfredo Aceves for 2nd among all ML relievers in wins, trailing COL's Matt Belisle (10).

👉 Led Marlins relievers and ranked 8th in the NL in innings (76.0).

👉 Among Marlins relievers ranked 2nd in SO (63) and 3rd in appearances (67).

👉 Posted a 4.50 SO/BB ratio (63 SO/14 BB) which was 7th highest among NL relievers...Had a 1.66 BB/9.0 IP ratio, 5th-best in NL.

👉 Had a 6-1 record on the road, with his 6 road victories setting a FLA club record for road wins by a reliever...Won 3 straight decisions from 4/15-5/16, and began a career-best, 4-game win streak on 5/28 at LAD.

👉 Retired 73.1% (49-of-67) of his 1st batters faced, the 2nd-best percentage on team behind Randy Choate's 74.1 (40-of-54).

2010: Led all ML relievers with a 12.0 BB/BB ratio (72 SO/6 BB) for the Padres, which was the best all-time ratio for a NL reliever and the 5th-best in ML history (now 2nd in NL and 6th in MLB).

👉 Struck out a season high 5 batters in 2.0 scoreless innings on 9/3 at COL.

👉 Pitched 2.0 or more innings 14 times...Threw a season-high 2.2 innings on 5/15 vs. LAD.

👉 Did not allow a run in 8 appearances in July (8.2 IP).

2009: Threw a career-high 93.2 innings in his 1st season with the Padres, working both as a reliever and a starter ...Appeared in 67 games total, then a career high, and twice as many as he made in 2008 (33 G).

👉 Finished 5th among NL relievers in IP (77.0), and was 6th in SO/BB ratio (3.8, 60 SO/16 BB).

👉 Was 3-4 with 2 saves and a 3.51 ERA (30 ER/77.0 IP) in 63 relief appearances and 0-1 with a 5.94 ERA (11 ER/16.2 IP) in 4 starts...All of his 4 starts came at the end of the season.

👉 His 63 appearances were 3rd most among Padres relievers.

👉 Posted a 0.69 ERA (2 ER/26.0 IP) in 17 games against NL Central teams.

👉 Did not allow a run in 12 games in May...Had 17 SO in 14.0 innings for the month.

2008: Began the season with Triple-A Buffalo, but spent the majority of the season with CLE.

👉 Was recalled by the Indians on 5/27.

👉 Earned first ML win on 8/11 at BAL.

👉 Had a 12.0-inning scoreless streak that spanned 10 games from 6/28-7/28.

2007: Appeared in 44 games between CLE and Buffalo.

👉 Began the year with 9 consecutive scoreless appearances for Buffalo...Recorded 6 saves over that span.

👉 Had 14 saves in 18 opportunities for Buffalo and converted each of his first 8 chances.

👉 Underwent arthroscopic surgery on his left knee on 9/19 after injuring his knee during pregame activities the previous week...Surgery was performed by Dr. Marck Schickendantz at Lutheran Hospital.

2006: Made his ML debut with the Indians in his 5th professional season...Went 0-1 with a 2.95 ERA (6 ER/18.1 IP) in 10 games over 5 stints with the big league club.

👉 Appeared at 3 different levels of the Indians organization, Akron, Buffalo, and Cleveland...Began the year with a combined 46.2 scoreless innings between all 3 clubs: 19.0 IP at Akron before promotion to Buffalo, 19.2 IP for Buffalo, before being recalled by CLE, and then 8.0 IP for the Indians.

👉 Began the season with Akron and logged 11 scoreless appearances in 12 games, going a perfect 8-for-8 in save opportunities.

👉 Did not allow runs in 16 of his 22 appearances for Buffalo and was 5-for-7 in saves opportunities.

👉 Threw 2.2 scoreless innings in his ML debut on 6/21 vs. CHL.

👉 Pitched a season-high 3.1 innings twice, 7/8 vs. BAL, and 7/17 at LAA.

2005: Combined to go 3-1 with a 2.54 ERA (17 ER/60.1 IP) in 52 appearances between High-A Kinston and Double-A Akron... Was his 1st season working exclusively as a reliever.

Edward Mujica, Continued

- Recorded 24 saves between both clubs, the 2nd highest total in the CLE organization.
- Averaged 9.7 SO/9.0 IP (65 SO/60.1 IP) between Kinston and Akron.
- Helped Akron win the Eastern League championship...Appeared in 6 games of the EL playoffs, posting a 1.35 ERA with 4 saves.
- Allowed only 2 of his 13 inherited runners to score for Akron.
- Was a perfect 14-for-14 in save opportunities in Kinston, which ranked 2nd in the Carolina League at the time of his promotion.
- Pitched for Oriente in the Venezuelan Winter League after the season.
- 2004: Went 7-7 with a 4.65 ERA (64 ER/124.0 IP) 26 games (19 starts) for Single-A Lake County...His 19 starts were a single-season career high.**
- Led the Lake County staff in innings, and was tied for 1st in both wins and complete games (1)...The complete game came in his season debut on 4/12 vs. Lexington (5.2 IP, 0 ER, BB, 7 SO).
- 2003: Was 2-6 with a 4.37 ERA (27 ER/55.2 IP) in 14 games (10 starts) for Rookie-level Burlington... Ranked 3rd on the staff in innings, 4th in starts, and 7th in SO (41).**
- 2002: Began his professional career with the Rookie-level Venezuela Summer League Indians where he went 2-0 with a 1.78 ERA (6 ER/30.1 IP) in 10 games (5 starts).**
- Was 1-0 with a 2.25 ERA (5 ER/20.0 IP) in 5 starts and 1-0 with a 0.87 ERA (1 ER/10.1 IP) in 5 relief appearances.

Personal

- Married to Erika...The couple has one daughter, Brianna.

Edward Mujica's Career Record

YEAR	CLUB	W-L	ERA	G	GS	CG	SHO	SV	IP	H	R	ER	HR	HB	BB	SO	WP	BK
2002	VSL Indians	2-0	1.78	10	5	0	0	1	30.1	22	7	6	0	1	5	18	1	0
2003	Burlington	2-6	4.37	14	10	0	0	0	55.2	57	31	27	3	1	20	41	2	1
2004	Lake County	7-7	4.65	26	19	1	0	2	124.0	130	77	64	18	13	32	89	6	4
2005	Kinston	1-0	2.08	25	0	0	0	14	26.0	17	6	6	3	1	2	32	1	0
	Akron	2-1	2.88	27	0	0	0	10	34.1	36	11	11	2	0	5	33	3	1
2006	Akron	1-0	0.00	12	0	0	0	8	19.0	11	1	0	0	1	9	17	1	0
	Buffalo	3-1	2.48	22	0	0	0	5	32.2	31	10	9	1	1	5	29	1	0
	CLEVELAND	0-1	2.95	10	0	0	0	0	18.1	25	6	6	1	1	9	12	0	0
2007	Buffalo	2-1	5.02	34	0	0	0	14	37.2	35	22	21	4	1	9	44	1	1
	CLEVELAND	0-0	8.31	10	0	0	0	0	13.0	19	12	12	3	0	2	7	0	0
2008	Buffalo	0-2	4.15	18	0	0	0	4	26.0	29	14	12	2	1	10	27	0	0
	Cleveland	3-2	6.75	33	0	0	0	0	38.2	46	29	29	5	1	10	27	1	0
2009	SAN DIEGO	3-5	3.94	67	4	0	0	2	93.2	101	47	41	14	0	19	76	3	1
2010	SAN DIEGO	2-1	3.62	59	0	0	0	0	69.2	59	29	28	14	0	6	72	1	0
2011	FLORIDA	9-6	2.96	67	0	0	0	0	76.0	64	27	25	7	2	14	63	1	0
2012	MIAMI	0-3	4.38	41	0	0	0	2	39.0	36	21	19	6	1	9	26	0	0
	Jupiter	0-0	0.00	2	2	0	0	0	3.0	0	0	0	0	0	0	2	0	0
	ST. LOUIS	0-0	1.03	29	0	0	0	0	26.1	20	3	3	1	0	3	21	1	0
2013	ST. LOUIS	2-1	2.78	65	0	0	0	37	64.2	60	20	20	9	1	5	46	0	1
Major League Totals		19-19	3.75	381	4	0	0	41	439.1	430	194	183	60	6	68	350	7	2
Minor League Totals		20-18	3.61	190	36	1	0	58	388.2	368	179	156	33	20	97	332	16	7

- 2001 Signed by the Cleveland Indians as an international free agent on 10/22
- 2009 Acquired by the San Diego Padres in exchange for cash considerations on 4/1
- 2010 Acquired by the Florida Marlins with RHP Ryan Webb in exchange for OF Cameron Maybin on 11/13
- 2012 On disabled list with a fractured right fifth toe, 6/30-7/17
- 2012 Acquired by the St. Louis Cardinals in exchange for INF Zack Cox on 7/31
- 2013 Signed by the Boston Red Sox as a free agent on 12/7

Edward Mujica, Continued

Wild Card Record

YEAR	CLUB	W-L	ERA	G	GS	CG	SHO	SV	IP	H	R	ER	HR	HB	BB	SO	WP	BK
2012	STL vs. ATL	0-0	13.50	1	0	0	0	0	0.2	2	1	1	0	0	0	0	0	0

Division Series Record

YEAR	CLUB	W-L	ERA	G	GS	CG	SHO	SV	IP	H	R	ER	HR	HB	BB	SO	WP	BK
2012	STL vs. WSH	0-0	3.00	3	0	0	0	0	3.0	3	1	1	0	0	1	1	0	0
2013	STL vs. PIT	0-0	0.00	1	0	0	0	0	1.0	0	0	0	0	0	0	0	0	0
Division Series Totals		0-0	2.25	4	0	0	0	0	4.0	3	1	1	0	0	1	1	0	0

League Championship Series Record

YEAR	CLUB	W-L	ERA	G	GS	CG	SHO	SV	IP	H	R	ER	HR	HB	BB	SO	WP	BK
2012	STL vs. SF	1-0	0.00	5	0	0	0	0	4.0	4	0	0	0	0	0	3	0	0
2013	STL vs. LAD	0-0	9.00	1	0	0	0	0	1.0	1	1	1	1	0	0	0	0	0
LCS Totals		1-0	1.80	6	0	0	0	0	5.0	5	1	1	1	0	0	3	0	0

All-Star Game Record

YEAR	CLUB	W-L	ERA	G	GS	CG	SHO	SV	IP	H	R	ER	HR	HB	BB	SO	WP	BK
2013	NL at NYM																	

Selected--Did Not Pitch

Career Fielding Record

YEAR	CLUB	POS	PCT.	G	GS	PO	A	E	TC	DP
2006	CLEVELAND	P	1.000	10	0	0	2	0	2	0
2008	CLEVELAND	P	1.000	33	0	1	3	0	4	0
2009	SAN DIEGO	P	1.000	67	4	6	8	0	14	0
2010	SAN DIEGO	P	1.000	59	0	3	7	0	10	0
2011	FLORIDA	P	.909	67	0	3	17	2	22	3
2012	MIAMI	P	1.000	41	0	5	10	0	15	0
	ST. LOUIS	P	.750	29	0	1	2	1	4	1
2013	ST. LOUIS	P	1.000	65	0	6	9	0	15	0
Career Totals		P	.965	381	4	25	58	3	86	4

Career Batting Totals

	AVG.	G	AB	R	H	2B	3B	HR	RBI	SH	SF	HB	BB	SO	SB	CS	E
Major League Totals	.182	187	11	1	2	0	0	0	0	2	0	0	0	4	0	0	3

Career Single-Game Highs (In Relief)

INNINGS PITCHED	5.1, 9/27/09 for SD at ARI (starter) 4.1, 7/31/09 for SD vs. MIL (relief)
STRIKEOUTS	5, 2 times, last 9/3/10 for SD vs. COL
HITS ALLOWED	5, 4 times, last 9/17/10 for SD at STL
RUNS ALLOWED	5, 2 times, last 8/4/10 for SD at LAD
WALKS ALLOWED	3, 8/14/08 for CLE vs. BAL
HOME RUNS ALLOWED	2, 2 times, last 5/9/10 for SD at HOU
EJECTIONS	4/10/11 at HOU (HP, J. Joyce)
SCORELESS INNINGS STREAK	20.2, 7/5/13-8/21/13

MIKE NAPOLI 12

Full Name: Michael Anthony Napoli
Bats: Right **Throws:** Right **Height:** 6-0 **Weight:** 220
Opening Day Age: 32
Born: October 31, 1981 in Hollywood, FL
Resides: Pembroke Pines, FL
Major League Service: 7 years, 151 days
Acquired: Signed as a free agent on January 22, 2013
Signed By: Todd Claus (Angels)
Contract Status: Signed through 2015



1B

Career Highlights

Returning for a 2nd season with the Red Sox...Re-signed as a free agent for 2 years on 12/12/13...Helped the 2013 Red Sox to the World Series Championship after joining the club on a 1-year deal that January.

An 8-year ML veteran, began his career with a 5-year stint on the Angels (2006-10) and then played 2 years with the Rangers (2011-12) before coming to the Red Sox (2013).

Career rate of 4.32 pitches seen per PA ranks 2nd among major leaguers active in 2013 to Jayson Werth (4.42)... Trails only Werth and Rickey Henderson (4.36) among all players since the stat began being tracked in 1988 (min. 1,500 PA).

Is 1 of 11 major leaguers with at least 20 homers in each of the last 6 seasons...Among American Leaguers, only Jose Bautista (13.4) and Miguel Cabrera (15.2) have averaged fewer at-bats per home run than Napoli (16.0) in those 6 years (min. 2,000 PA).

Ranks 6th in the AL with a .522 SLG and 8th with a .871 OPS since 2008 (min. 2,000 PA)...In that time, places 12th in the AL in home runs (143).

Has a .268 AVG/.371 OBP/.523 SLG over the last 3 years with the 7th-best OPS in the AL (.895)...Is 1 of 4 AL qualifiers to average fewer than 8 at-bats per extra-base hit in that span (7.97), with David Ortiz (7.23), Miguel Cabrera (7.51), and Chris Davis (7.82).

Played exclusively at 1B with the Red Sox in 2013 after catching at least 60 games each of his previous 7 campaigns from 2006-12...From 2006-12, became the only catcher ever to reach double-digits in home runs in each of his 1st 7 seasons appearing in the majors (min. 60 games caught per season).

109 of his 169 career homers have come while catching...His career average of 15.3 AB/HR as a catcher is the best at the position over the past 40 years (min. 1,500 PA)...In that time, only Mike Piazza (.559) has a better SLG while catching than Napoli (.516).

Named an AL All-Star with the Rangers in 2012, his 1st career selection.

Has 40 extra-base hits (22 2B, 18 HR) and 55 RBI in 89 career regular season games at Fenway Park...His average of 17.0 AB/HR at the ballpark trails only Jason Giambi (16.1) and David Ortiz (16.3) among active players with at least 350 PA in Boston.

Has played in the postseason in 6 of the last 7 seasons (2007-09, 2011-13), 1 of 4 players who can make that claim (also CC Sabathia, Nick Swisher, and Shane Victorino)...In 47 career postseason games, has hit .254 (35-for-138) with 6 doubles, 7 home runs, 26 RBI, and 19 walks.

Is tied for the lead among active players with 14 World Series RBI (also David Ortiz) in 12 career WS games...With 3 RBI in Game 1 of the 2013 World Series, became the 1st player ever to drive in 13 runs over his 1st 8 World Series games...His 5 career multi-RBI games in the WS are tied with Chase Utley the lead among actives.

Appeared in 15 of BOS' 16 postseason games en route to the 2013 World Series championship...Hit 2 postseason homers for the Sox, including a solo shot off Justin Verlander to provide the Sox with a 1-0 win in Game 3 of the ALCS in Detroit.

Led the Rangers with a .328 AVG (19-for-58) while starting all 17 postseason games during the club's run to the World Series in 2011.

2013: In 1st season with the Red Sox, set career highs in RBI (92), hits (129), doubles (38), extra-base hits (63), runs (79), walks (73), and at-bats (498).

Finished 2nd on the club in home runs (23), RBI, SLG (.482), and OPS (.842).

Played in 139 games, 1 shy of his career-high (140 with LAA in 2010).

His 92 RBI ranked T-11th in the AL...Placed 6th with an AVG of 5.41 AB/RBI.

Tallied 6 games with at least 4 RBI, tied for the MLB lead (also Chris Davis and Alfonso Soriano)...Were the most by a Red Sox since Mike Lowell in 2007 (6).

Mike Napoli, Continued

🔴 Had multiple extra-base hits on 15 occasions, 1 shy of Chris Davis' ML-leading 16, and the most by a Red Sox since Kevin Youkilis in 2008 (15).

🔴 Tied for MLB lead with 20 RBI and T-2nd with 7 homers against the Yankees...Jimmie Foxx (8 in 1936) is the only Red Sox to have more roundtrippers in a season vs. NYY.

🔴 Led the majors with a career-high 4.58 pitches seen per plate appearances, the highest mark by a Red Sox in the last 25 years beginning in 1988 (as far back as data is available)...It was the 3rd-highest mark for any ML qualifier in the last 25 years, just shy of Brett Gardner in 2010 (4.61) and Rickey Henderson in 1994 (4.60).

🔴 His 73 walks tied for 2nd on the team (with Dustin Pedroia) behind David Ortiz's 76...His 187 strikeouts set a club single-season record, passing Mark Bellhorn in 2004 (177).

🔴 Went 11-for-24 (.458) with 4 doubles, 3 grand slams, 1 walk, and 31 RBI with the bases loaded...His 31 bases-loaded RBI led the majors and were the most by a Red Sox since Vern Stephens had 32 in 1950.

🔴 His 3 grand slams – 4/22 vs. OAK, 6/1 at NYY, and 9/6 at NYY – led the AL and tied for the MLB lead, falling 1 shy of the club single-season record (Babe Ruth, 4 in 1919)...Were the most grand slams by a Red Sox in a season since Manny Ramirez hit 3 in 2005.

🔴 Was the 1st ever Red Sox to hit 2 slams in the Bronx and just the 3rd player in ML history with 2 slams against the Yankees in a season, along with PHA's Bob Johnson in 1935 (also both in NYY) and BOS' Jimmie Foxx in 1938 (1 in BOS, 1 at NYY).

🔴 Set club records for the month of April with 13 doubles and 18 extra-base hits.

🔴 Twice named AL Co-Player of the Week, from 4/15-21 (with teammate Andrew Bailey), and 9/2-8 (with teammate Will Middlebrooks)...Were his 1st career weekly honors.

🔴 Defensively, played exclusively at 1B for the 1st time in his career and led major league 1B with a 9.7 Ultimate Zone Rating.

🔴 On 4/1 at NYY, made 5th career Opening Day start and 3rd straight at 1B (also 2011-12 with TEX)...Was the 1st Red Sox to debut for the club as the starting cleanup hitter on Opening Day since Manny Ramirez in 2001.

🔴 Had a 5-game streak from 4/14-18 with an extra-base hit and an RBI (5 2B, 3B, 9 RBI).

🔴 Hit .345 (10-for-29) with 5 doubles, a triple, a home run, and an ML-leading 10 RBI in 7 games from 4/15-21 to earn AL Co-Player of the Week Award.

🔴 Was the 1st Red Sox with both 25 RBI and 14 XBH (9 2B, 3B, 4 HR) before the club's 20th since RBI became an official stat in 1920.

🔴 Totaled 22 XBH and 31 RBI in the club's 1st 28 games, just the 2nd major leaguer to do that since 1990 (Alex Rodriguez in 2007).

🔴 Drove in a season-high 5 runs on 4/22 vs. OAK, going 2-for-4 with a double and his 1st grand slam since 7/8/11 for TEX vs. OAK.

🔴 Had a season-long 15-game on-base streak from 5/29-6/18 (14 H, 8 BB, HBP).

🔴 On 7/21 vs. NYY, had 2 homers, including an 11th-inning walk-off shot off Adam Warren...Became the 1st Red Sox since Vern Stephens on 5/30/51 with 2 homers, including a walk-off shot, in a game against the Yankees...It was his 2nd career walk-off homer, also 9/12/08 for LAA vs. SEA, and his 5th career walk-off RBI (2nd in 2013, also 4/15 vs. TB).

🔴 Snapped and 0-for-16 slide with a game-tying, 2-run shot in the 9th inning on 8/14 at TOR...His 1.144 OPS from that day through the end of the season topped MLB (min. 100 PA).

🔴 Limited to 7 starts in a 15-game stretch from 8/15-9/1 and played in only 3 of the club's last 7 games to end the regular season.

🔴 Led MLB in September in OPS (1.227), SLG (.733), and OBP (.494)...T-4th in the AL with 6 HR in the month...Had a .333 AVG (20-for-60) in 20 games in September.

🔴 Ejected for 1st time in his career on 9/15 by home plate umpire Ron Kulpa after striking out in the 6th inning.

🔴 Re-signed by the Boston Red Sox as a free agent on 12/12.

POSTSEASON: Went 10-for-46 (.217) with 4 doubles, 2 homers, 7 RBI, and 6 walks while playing 15 of the club's 16 postseason contests en route to the World Series Championship...Started 12 of the club's 13 postseason games played at AL parks and reached base safely in all but 1 of those starts...Started all 4 ALDS games vs. TB...Hit .300 (6-for-20) and led the Sox with 2 homers, 4 extra-base hits, and a .700 SLG and 1.033 OPS in 6 ALCS games vs. DET (5 starts)...Knocked in only run in a 1-0 win at DET in ALCS Game 3 with a solo HR off DET's Justin Verlander in the 7th inning...Was just the 11th player in MLB history to go deep in a 1-0 game in the postseason, and the 4th to do it in the 7th inning or later...Homered to lead off the 2nd inning off Anibal Sanchez in Game 5 at DET to put

2013 RBI LEADERS WITH THE BASES LOADED

RBI	PLAYER	TEAM
31	Mike Napoli	BOS
26	Jay Bruce	CIN
24	Justin Morneau	MIN-PIT
24	Brandon Phillips	CIN
22	Hunter Pence	SF

Mike
Napoli

Mike Napoli, Continued

the Sox ahead 1-0...Tied a career postseason high with 3 hits in ALCS Game 5 at Comerica Park...Played in 5 World Series games vs. STL (3 starts)...Drove in 3 runs with a bases-loaded double in the bottom of the 1st inning of World Series Game 1 in Boston...Knocked an RBI single in the clinching Game 6.

2012: Hit 24 home runs in 108 games for the Rangers and earned 1st career All-Star selection.

🔴 Ranked 6th in home run rate (14.7 AB/HR) and 8th in walk rate (56 BB, 7.5 PA/BB) among AL players with at least 400 PA...CWS's Adam Dunn was only major leaguer with better rates in both categories (13.2 AB/HR, 6.2 PA/BB).

🔴 Joined TOR's Jose Bautista (27 HR) as the only players with at least 24 homers in fewer than 350 at-bats.

🔴 Saw 4.41 pitches per PA, trailing only Dunn (4.43) and LAD's A.J. Ellis (4.43) among big leaguers.

🔴 Led the club with 69 starts at catcher, with the Rangers going 37-32 in those games...Also made 24 starts at 1st base and 9 at DH...Caught 8 of 50 (16.0%) base runners attempting to steal, including 5 of his last 17 (29.4%).

🔴 Had 4 games of 3 or more walks, tied with 5 others for most in MLB.

🔴 Had 3 different multi-homer games: 4/17 at BOS, 7/21 at LAA, and 9/30 vs. LAA (G2).

🔴 Went deep in a career-high 5 straight games from 4/15-21 (G1), with the streak ending as a pinch-hitter in the nightcap...Matched the 2nd-longest streak of the season in the majors...Also homered in consecutive games 5/27-28 and 9/30-10/1.

🔴 Had 3 hits and 4 RBI in consecutive games, 4/17-18 at BOS...Was the 1st opponent with at least 3 hits and 4 RBI in consecutive games at Fenway Park since OAK's Reggie Jackson from 6/14-15/69.

🔴 Started behind the plate for the AL in the All-Star Game on 7/10 in KC...Topped AL catchers with 4,317,718 fan votes...Played the 1st 5 innings, going 1-for-2 with a single.

🔴 Of his last 21 hits beginning 7/21, 12 were home runs.

🔴 Missed 33 games on the 15-day DL with a left quad strain from 8/11-9/14...Tried to play through the injury after multiple days off from 8/7-9, but was finally shut down...Batted .267 (4-for-15) with 3 homers, a double, and 9 RBI on a 4-game rehab assignment with Triple-A Round Rock.

🔴 Hit 7 homers and drove in 16 runs over his final 16 regular season games following the DL stint...Collected 6 RBI on 9/30 vs. LAA (G2), matching a career-high for the 2nd time (also 8/25/10 for LAA vs. TB).

POSTSEASON: Started at designated hitter in the AL Wild Card Game, a 5-1 loss to the Orioles...Went 0-for-3 with a walk...Caught the last 2 innings of the game.

2011: Set career highs with a .320 AVG and 30 home runs in 113 games.

🔴 Among major leaguers with at least 400 PA, ranked 1st in SLG (.631) and 2nd in OPS (1.046) and AB/HR ratio (12.3), trailing only TOR's Jose Bautista...Among AL players with 400 PA, placed 6th in AVG and 3rd in OBP (.414).

🔴 Joined Bautista (.302/.447/.608) as only players to compile a .300 AVG, .400 OBP, and .600 SLG in at least 400 PA.

🔴 Batted .372 (32-for-86) with runners in scoring position, 4th best in the AL...Ranked 2nd in the AL with a .358 AVG (19-for-53) in close and late situations.

🔴 His .332 AVG (64-for-193) on the road ranked 3rd in the AL among players with at least 200 PA.

🔴 Started at C (57), 1B (27), and DH (18), ranking among team's top 3 in starts at each position.

🔴 Posted a career-best .996 fielding percentage (2 E/458 TC) in 61 games behind the plate, tops among AL catchers with at least 50 games.

🔴 Had a club-record 3.16 catcher's ERA, best in the AL and 3rd in MLB among catchers with at least 50 starts...TEX was 42-15 (.737) in his 57 starts behind the plate...Caught 10 of 31 (32.3%) attempted base stealers, 4th best in the AL and 6th among ML catchers with 50 starts.

🔴 Had a .996 fielding percentage (1 E/243 TC) in 35 games at 1B, including 27 starts.

🔴 Was on the 15-day DL from 6/12-7/3 with a strained left oblique muscle...Played 4 games on rehab with Triple-A Round Rock (.267 AVG, 4-for-15, 3 HR, 9 RBI).

🔴 Batted an ML-best .378 (88-for-233) in 67 games after returning from the DL on 7/4.

🔴 Led the majors with a .706 SLG, 1.171 OPS, and 11.89 AB/HR ratio after the All-Star break...Ranked 2nd among ML 2nd-half leaders in AVG (.383) and OBP (.466).

🔴 Selected as Rangers Player of the Month for August after batting .304 (31-for-102) with 20 runs, 5 doubles, 7 homers, and 17 RBI in 28 games...Posted a season-best 11-game hitting streak from 8/12-22 (.311, 14-for-45).

🔴 Topped MLB with a .443 AVG (27-for-61) in July and tied DET's Miguel Cabrera for best September AVG in the majors (.429).



Mike Napoli, Continued

👉 Joined MIL's Prince Fielder and CWS's Carlos Quentin as the only major leaguers all year with 2 games of at least 3 extra-base hits and 4 RBI (5/30 at TB, 7/8 vs. OAK).

👉 Matched career-high with 4-hit games on 7/25 vs. MIN and 9/7 at TB.

👉 Drove in a run in a career-high 7 straight games from 7/29-8/5.

POSTSEASON: Helped the Rangers to the World Series, a 7-game series loss to STL...Had a team-high (min. 20 AB) .328 AVG (19-for-58) while starting all 17 postseason games (15 at C; 1 at 1B; 1 at DH)...Ranked 2nd on the club in RBI (15), T-2nd in hits, and 3rd in runs (11), SLG (.500) and OBP (.414)...Hit .357 (5-for-14) in the ALDS with a 7th-inning go-ahead homer in a 4-3 win in Game 3 at TB...Had a .292 AVG (7-for-24) in the ALCS with lone RBI a game-winning 11th-inning single in Game 4 at DET...In the World Series, batted .350 (7-for-20) with 10 RBI...Tied for the 3rd-most ever RBI in a Fall Classic, most since CLE's Sandy Alomar, Jr. in 1997 (10)...Homered in Games 1 and 4 and connected for a game-winning 2-run double in the 8th inning of Game 5 in TEX...Strained a ligament in his left ankle in Game 6 running the bases but started Game 7.

2010: Led the Angels in homers (26) and SLG (.468) in final season with the club...Tied for 4th on the team in doubles (24), and ranked 5th in RBI (68).

👉 Played a career-best 140 games.

👉 Tied for 7th in the AL in strikeouts (137) and tied for 8th in times hit by a pitch (11).

👉 After appearing exclusively behind the plate in first 4 seasons with LAA, started 67 games at 1B (70 total games) and 59 at C (66 total games).

👉 Became the Angels' primary 1B following the season-ending injury to Kendrys Morales on 5/29.

👉 Hit just .201 (34-for-169) in final 53 games, dropping season AVG from .261 to .238.

👉 Homered 8 times in May, which tied the club record as a catcher in any month (also Earl Averill in May 1961).

👉 Ranked 4th in MLB with 18 extra-base hits in May (10 2B, 8 HR), the most by a ML catcher for a month since TEX's Ivan Rodriguez in May 2000 (22).

2009: Led the Angels with 84 starts and 96 total games at catcher.

👉 Set career-highs in games, starts, and innings behind the plate.

👉 Also appeared in 18 games (16 starts) at DH, going 23-for-64 (.359) with 3 home runs and 11 RBI at that position.

👉 Had a .330 AVG (31-for-94) vs. left-handed pitchers.

👉 Totaled 20 home runs and tied for 4th in the AL with 17 shots as a catcher.

👉 Hit walk-off double with 2 out in the 10th inning on 7/23 vs. MIN.

👉 Doubled in a career-high 4 straight games from 7/10-16 (later matched from 4/14-17/13).

👉 Went deep 5 times in a 10-game stretch from 7/21-31.

POSTSEASON: Played in 7 postseason contests (5 starts) as LAA made it to the ALCS...Hit .250 (1-for-4) with a double, a run scored, and 2 HBP in a pair of starts during a 3-game ALDS sweep of BOS...Went 1-for-9 (.111) over 5 games (3 starts) in a 6-game ALCS loss to NYY.

2008: Started 71 games behind the plate for the Angels.

👉 Stole a career-high 7 bases, tied for the 2nd most as a catcher in the AL.

👉 Half of his 12 hits in April left the park...His 6 home runs in the month tied for the team lead.

👉 Homered 10 times in his 1st 27 games of year through 5/18.

👉 Named Angels Player of the Month for September...Led the AL (2nd in ML) with a .453 AVG (24-for-53) while tallying 6 home runs and 16 RBI in the month.

👉 Finished season with multiple hits in 7 of his last 8 games beginning 9/18, including 4, 3-hit efforts...Led the majors with a .667 clip (18-for-27) in that stretch, raising his season AVG from .220 to .273.

👉 On DL from 7/6-8/7 with irritation in right shoulder...Underwent arthroscopic surgery on right shoulder on 10/31.

POSTSEASON: Went 3-for-12 (.250) with 2 homers and 4 RBI in a 4-game ALDS loss to BOS...Played in all 4 games with 3 starts...Both homers came off Josh Beckett in LAA's only win of the series, Game 3 at Fenway Park...Were LAA's only long balls of the series...Was 6th catcher with a multi-HR game in a postseason contest.

2007: Made 1st Opening Day roster with the Angels in 1st full ML season.

👉 Led the Angels with 75 games behind the plate.

👉 Missed 43 games with 2 stints on the 15-day DL...Sidelined on 7/2 with a high left ankle sprain and activated on 7/18...Went on the DL again on 7/28 with a strained right hamstring and was not activated until 9/1.

MOST PITCHES SEEN PER PLATE APPEARANCE SINCE 1988

P/PA	PLAYER	TEAM	YEAR
4.61	Brett Gardner	NY Yankees	2010
4.60	Rickey Henderson	OAK	1994
4.58	Mike Napoli	BOS	2013
4.55	Rickey Henderson	SD-ANA	1997
4.51	Nick Swisher	CWS	2008

(as far as data is available)

Mike
Napoli



Mike Napoli, Continued

- 👉 Had 31 RBI in his last 46 games with an at-bat.
- 👉 Had a career-best 14-game hit streak from 5/8-28, batting .354 (17-for-48) with 5 doubles, 4 homers, and 12 RBI in that stretch.

- 👉 Drove in a run in 6 straight games from 5/18-27...Had a career-high 4 straight multi-RBI games from 6/2-8.

- 👉 Scored a run in a career-high 10 straight games from 5/13-27.

POSTSEASON: Appeared in all 3 games in an ALDS sweep by BOS, including 2 starts behind the plate...Went 1-for-6 (.167) with a single off Curt Schilling in Game 3.

2006: Made his ML debut with the Angels, knocking 16 home runs in 99 games.

- 👉 Recalled on 5/4 for ML debut after opening the season at Triple-A Salt Lake...Debuted that night at DET after just 21 games of Triple-A experience.

- 👉 Became 3rd Angels player to homer in 1st ML at-bat, connecting off Justin Verlander in the 3rd inning.

- 👉 Went on to start a team-high 77 games behind the plate for the Halos...Threw out 29.6% of attempted base stealers (16 of 54).

- 👉 Had a 3.76 catchers ERA, best among AL catchers with at least 35 starts (2nd in ML).

- 👉 Led AL rookies (min. 300 PA) in SLG (.455) and OPS (.815)...Ranked 2nd among AL rookies in walks (51), and tied for 2nd in homers (16), the most long balls ever by an Angels' rookie catcher.

- 👉 Averaged 12.2 at-bats per home run (146 AB/12 HR) over his 1st 50 games from 5/4-7/15...His 12 homers were the 2nd-most ever by an Angels player in his 1st 50 games after Wally Joyner in 1986 (17).

- 👉 Connected for 1st 2 career multi-homer games on 6/10 vs. SEA and 7/1 vs. LAD.

- 👉 Reached base safely in 11 consecutive PA from his 4th PA on 6/19 through 6/23.

- 👉 In 21 games for Salt Lake to begin the season, batted .244 (19-for-78) with 3 homers and 10 RBI.

2005: Made the jump to Double-A, spending the entire season with Arkansas...Named a Texas League Mid- and Post-Season All-Star.

- 👉 Led all Double-A hitters with 99 RBI and also topped the Texas League with 31 home runs...Was his 2nd straight season leading his league in both categories.

- 👉 Also finished among Texas League leaders in extra-base hits (2nd, 55), SLG (5th, .508), and runs (5th, 96).

- 👉 Topped Texas Leaguers with 109 games behind the plate.

- 👉 Knocked 29 homers over his final 95 games after tallying just 2 over his 1st 36 contests.

- 👉 Was TL Player of the Week for 5/23-29 (.476 AVG, 10-for-21, 2 2B, 3 HR, 8 RBI in 6 G)...Homered in 3 straight games from 5/27-29.

- 👉 Batted .346 (9-for-26) with 4 home runs and 9 RBI in 7 games during the TL playoffs, helping the Travelers to the TL Championship Series.

- 👉 Also played for Aguilas in Dominican Winter League.

2004: Topped the California League in home runs (29), RBI (118), and walks (tied, 88) with High-A Rancho Cucamonga...Was named a Cal League Mid-Season and Post-Season All-Star.

- 👉 Ranked among all minor leaguers in RBI (7th) and walks (9th).

- 👉 Also tied for 3rd in the circuit in extra-base hits (62) and placed 4th in SLG (.539) and total bases (260).

- 👉 Was the Angels' Minor League Player of the Month for both April and May...During those 2 months, combined to hit .337 (58-for-172) with 15 homers and 59 RBI in 45 games.

- 👉 Was a 3-time California League Player of the Week selection, from 4/13-20, 5/3-9, and 7/12-18.

2003: Limited to 47 games with High-A Rancho Cucamonga...Underwent season-ending surgery to repair torn labrum in his right shoulder.

- 👉 Surgery was performed by Dr. Lewis Yocum.

2002: Appeared at catcher (37 games), 1st base (9), and 3rd base (1) for Single-A Cedar Rapids.

- 👉 Club won the Midwest League's West Division...Played in 2 postseason games.

2001: Split 1st full season in the pros between Single-A Cedar Rapids and High-A Rancho Cucamonga.

- 👉 Opened year in extended spring training before being assigned to the Quakes on 6/12.

- 👉 Played in 7 games before spending rest of year at Cedar Rapids.

- 👉 Had 4 of 5 home runs over a 7-game span from 7/26-8/3.

2000: Appeared in just 10 games at Rookie-level Butte before being sidelined with a lower back strain.

Mike Napoli, Continued

Personal:

🔴 Graduated from Charles Flanagan High School in Pembroke Pines, FL in 2000...Earned High School All-American 1st team honors as a DH.

🔴 Originally signed as the Angels' 17th-round selection in the June 2000 draft by Todd Claus, now the Red Sox' Latin American Coordinator and International Crosschecker.

IN THE COMMUNITY

In his 1st season in Boston, Mike attended events benefitting the Red Sox Foundation, including Casino Night, the Welcome Home Party and Picnic in the Park...Participated in the Children's Hospital of Southwest Florida Golf Classic and was involved with the Red Sox Destinations program...Attended the Lee County Boys & Girls Club Dinner and a BoSox Luncheon...Met with Jimmy Fund patients during their trips to Fenway Park...Also spoke to children at the Red Sox Kids Camp and spent time in the hospital visiting with victims of the Boston Marathon bombings...During his time with Texas, made several appearances on the Rangers 2012 Winter Caravan...Prior to his time with the Rangers, assisted with several Angels youth baseball clinics and charitable events.

Mike
Napoli

Mike Napoli's Career Record

YEAR	CLUB	AVG.	G	AB	R	H	2B	3B	HR	RBI	SH	SF	HB	BB	SO	SB	CS	E
2000	Butte	.231	10	26	3	6	2	0	0	3	1	1	0	8	8	1	0	3
2001	Rancho Cucu.	.200	7	20	3	4	0	0	1	4	0	0	0	8	11	0	0	1
	Cedar Rapids	.232	43	155	23	36	10	1	5	18	1	2	24	54	3	2	1	
2002	Cedar Rapids	.251	106	362	57	91	19	1	10	50	0	6	4	62	104	6	5	7
2003	Rancho Cucu.	.267	47	165	28	44	10	1	4	26	0	3	4	23	32	5	0	2
2004	Rancho Cucu.	.282	132	482	94	136	29	4	29	118	1	8	5	88	166	9	5	12
2005	Arkansas	.237	131	439	96	104	22	2	31	99	0	5	9	88	140	12	4	14
2006	Salt Lake	.244	21	78	12	19	6	0	3	10	0	0	4	8	29	1	1	1
	LOS ANGELES (AL)	.228	99	268	47	61	13	0	16	42	0	1	5	51	90	2	3	8
2007	LOS ANGELES (AL)	.247	75	219	40	54	11	1	10	34	1	5	5	33	63	5	2	7
2008	Rancho Cucu.	.571	5	14	3	8	3	0	1	4	0	1	0	2	2	0	0	0
	LOS ANGELES (AL)	.273	78	227	39	62	9	1	20	49	1	6	5	35	70	7	3	3
2009	LOS ANGELES (AL)	.272	114	382	60	104	22	1	20	56	0	3	7	40	103	3	3	8
2010	LOS ANGELES (AL)	.238	140	453	60	108	24	1	26	68	0	4	11	42	137	4	2	12
2011	Round Rock	.267	4	15	3	4	1	0	3	9	0	1	0	2	4	0	0	0
	TEXAS	.320	113	369	72	118	25	0	30	75	0	2	3	58	85	4	2	3
2012	TEXAS	.227	108	352	53	80	9	2	24	56	0	2	7	56	125	1	0	7
2013	BOSTON	.259	139	498	79	129	38	2	23	92	0	1	6	73	187	1	1	6
Major League Totals		.259	866	2768	450	716	151	8	169	472	2	24	49	388	860	27	16	54
Minor League Totals		.257	506	1756	322	452	102	9	87	341	3	26	28	313	550	37	17	41
Red Sox Totals		.259	139	498	79	129	38	2	23	92	0	1	6	73	187	1	1	6

2000 Signed by the Anaheim Angels as a 17th-round selection in the June Draft

2007 On disabled list with a high left ankle sprain, 7/2-7/17

2007 On disabled list with a strained right hamstring, 7/28-8/31

2008 On disabled list with right shoulder inflammation, 7/6-8/7

2011 Acquired by the Toronto Blue Jays with OF Juan Rivera in exchange for OF Vernon Wells on 1/21

2011 Acquired by the Texas Rangers in exchange for RHP Frank Francisco and cash considerations on 1/25

2011 On disabled list with a strained left oblique, 6/12-7/3

2012 Signed by the Boston Red Sox as a free agent on 1/22

2012 On disabled list with a left quad strain, 8/11-9/14

Additional Batting Statistics

YEAR	CLUB	OBP	SLG	OPS	TB	GDP
2006	LOS ANGELES (AL)	.360	.455	.815	122	2
2007	LOS ANGELES (AL)	.351	.443	.794	97	5
2008	LOS ANGELES (AL)	.374	.586	.960	133	3
2009	LOS ANGELES (AL)	.350	.492	.842	188	6
2010	LOS ANGELES (AL)	.316	.468	.784	212	15
2011	TEXAS	.414	.631	1.046	233	10
2012	TEXAS	.343	.469	.812	165	9
2013	BOSTON	.360	.482	.842	240	15
Major League Totals		.357	.502	.859	1390	65

Wild Card Record

YEAR	CLUB	AVG.	G	AB	R	H	2B	3B	HR	RBI	SH	SF	HB	BB	SO	SB	CS	E
2012	TEX vs. BAL	.000	1	3	0	0	0	0	0	0	0	0	0	1	2	0	0	0

Mike Napoli, Continued

Division Series Record

YEAR	CLUB	AVG.	G	AB	R	H	2B	3B	HR	RBI	SH	SF	HB	BB	SO	SB	CS	E
2007	LAA vs. BOS	.167	3	6	0	1	0	0	0	0	0	0	0	0	3	0	0	0
2008	LAA vs. BOS	.250	4	12	3	3	0	0	2	4	0	0	1	2	3	0	0	0
2009	LAA vs. BOS	.250	2	4	1	1	1	0	0	0	0	0	2	0	1	0	0	0
2011	TEX vs. TB	.357	4	14	3	5	0	0	1	4	0	0	0	1	5	1	0	0
2013	BOS vs. TB	.154	4	13	1	2	1	0	0	1	0	0	0	4	4	0	0	0
Division Series Totals		.245	17	49	8	12	2	0	3	9	0	0	3	7	16	1	0	0

League Championship Series Record

YEAR	CLUB	AVG.	G	AB	R	H	2B	3B	HR	RBI	SH	SF	HB	BB	SO	SB	CS	E
2009	LAA vs. NYY	.111	5	9	0	1	0	0	0	0	0	0	0	0	3	0	0	0
2011	TEX vs. DET	.292	6	24	6	7	0	0	0	1	0	0	0	3	4	0	0	0
2013	BOS vs. DET	.300	6	20	4	6	2	0	2	2	0	0	0	1	11	0	0	0
LCS Totals		.264	17	53	10	14	2	0	2	3	0	0	0	4	18	0	0	0

World Series Record

YEAR	CLUB	AVG.	G	AB	R	H	2B	3B	HR	RBI	SH	SF	HB	BB	SO	SB	CS	E
2011	TEX vs. STL	.350	7	20	2	7	1	0	2	10	0	2	0	6	4	0	0	1
2013	BOS vs. STL	.154	5	13	0	2	1	0	0	4	0	0	0	1	6	0	0	0
World Series Totals		.273	12	33	2	9	2	0	2	14	0	2	0	7	10	0	0	1

All-Star Game Record

YEAR	CLUB	AVG.	G	AB	R	H	2B	3B	HR	RBI	SH	SF	HB	BB	SO	SB	CS	E
2012	AL at KC	.500	1	2	0	1	0	0	0	0	0	0	0	0	0	0	0	0

Career Fielding Record

YEAR	CLUB	POS	PCT.	G	GS	PO	A	E	TC	DP
2006	LOS ANGELES (AL)	C	.987	94	77	575	48	8	631	2
2007	LOS ANGELES (AL)	C	.986	75	68	460	32	7	499	2
2008	LOS ANGELES (AL)	C	.994	75	71	469	21	3	493	3
2009	LOS ANGELES (AL)	C	.986	96	84	526	48	8	582	7
2010	LOS ANGELES (AL)	C	.986	66	59	405	32	6	443	4
		1B	.989	70	67	502	44	6	552	33
2011	TEXAS	C	.996	61	57	431	25	2	458	4
		1B	.996	35	27	223	19	1	243	21
2012	TEXAS	C	.993	72	69	511	37	4	552	1
		1B	.984	28	24	174	15	3	192	13
2013	BOSTON	1B	.994	131	123	976	87	6	1069	96
Career Totals		C	.990	539	485	3377	243	38	3658	23
		1B	.992	264	241	1875	165	16	2056	163

Career Single-Game Highs

HITS	4, 6 times, last 9/7/11 for TEX at TB
DOUBLES	2, 10 times, last 7/28/13 at BAL
HOME RUNS	2, 13 times, last 9/7/13 at NYY
RBI	6, 2 times, last 9/30/12 for TEX vs. LAA (G2)
RUNS SCORED	3, 13 times, last 9/6/13 at NYY
WALKS	3, 14 times, last 8/3/13 vs. ARI
STRIKEOUTS	4, 4 times, last 6/29/13 vs. TOR
STOLEN BASES	1, 27 times, last 6/12/13 at TB
HITTING STREAK	14, 5/8/07-5/28/07
EJECTIONS (1)	9/15/13 vs. NYY (HP, R. Kulp)

Home Run Notes

MULTI-HOME RUN GAMES (13)

2-HOME RUN GAMES (13)

6/10/06 for LAA vs. SEA
7/1/06 for LAA vs. LAD
5/18/08 for LAA vs. LAD
4/11/09 for LAA vs. BOS
5/30/11 for TEX at TB
9/27/11 for TEX at LAA
9/28/11 for TEX at LAA
4/17/12 for TEX at BOS
7/21/12 for TEX at LAA
9/30/12 for TEX vs. LAA (G2)
5/11/13 at TOR
7/21/13 vs. NYY
9/7/13 at NYY

LEADOFF HOME RUNS (0)

GRAND SLAMS (6)

4/9/08 for LAA vs. CLE off Paul Byrd
8/25/10 for LAA vs. TB off Jeff Niemann
7/8/11 for TEX vs. OAK off Gio Gonzalez
4/22/13 vs. OAK off A.J. Griffin
6/1/13 at NYY off Phil Hughes
9/6/13 at NYY off Boone Logan

PINCH-HIT HOME RUNS (0)

EXTRA-INNING HOME RUNS (1)

7/21/13 vs. NYY off Adam Warren

GAME-ENDING HOME RUNS (2)

9/12/08 for LAA vs. SEA off Miguel Batista

7/21/13 vs. NYY off Adam Warren

INSIDE-THE-PARK HOME RUNS (0)

DANIEL NAVA 29

Full Name: Daniel Nava
Bats: Switch **Throws:** Left **Height:** 5-11 **Weight:** 200
Opening Day Age: 31
Born: February 22, 1983 in Redwood City, CA
Resides: Phoenix, AZ
Major League Service: 2 years, 66 days
Acquired: Signed as a minor league free agent on January 17, 2008
Signed By: Jared Porter (Red Sox)
Contract Status: Signed through 2014



OF

Career Highlights

- Has played 282 career ML games over parts of 3 seasons with the Red Sox (2010, 2012-13).
- In 150 games at Fenway Park, has hit .295 (135-for-458) with a .399 OBP, the 8th-best mark at home in the AL since 2010 (min. 500 PA).
- Switch-hitter owns a career .292 AVG/.390 OBP/.443 SLG line against right-handed pitching.
- His 32 career HBP are the most ever by a Red Sox in his first 3 ML seasons...Already has more HBP than any Red Sox in his first 4 ML seasons.
- Went undrafted and was purchased from the Chico Outlaws of the independent Golden Baseball League on 1/17/08...Had a .306 AVG/.403 OBP/.474 SLG in the Red Sox minor league system.
- Winner of 2012 Lou Gorman Award, created in 2011 and given annually to a Red Sox minor league player who has demonstrated dedication and perseverance in overcoming obstacles while working his way to the major league team.
- Received a 2013 Special Achievement Award from the Boston Baseball Writers as the Most Improved Red Sox.
- Connected for a grand slam on his 1st pitch seen in the major leagues vs. PHI on 6/12/10 off Joe Blanton, the 2nd major leaguer ever to do that, also Kevin Kouzmanoff (9/2/06 at TEX with CLE).
- Played in 9 postseason games during BOS' run to the World Series championship in 2013...Had the Sox' only hit in ALCS Game 1, a single with 1 out in the 9th inning off Joaquin Benoit.
- 2013: Ranked 5th among AL qualifiers in OBP (.385) and 8th in AVG (.303)...Named Most Improved Red Sox Player by the Boston chapter of the BBWAA.**
- Reached safely in 105 of a career-high 134 games in his 1st full major league season...Reached in 104 of his 121 starts (86%).
- Hit at a .322 clip (109-for-339) vs. right-handed pitchers, the 7th-best mark in the AL.
- Finished 2nd on the team and 5th in the AL with a .385 OBP, the 2nd-best mark among primary AL outfielders behind LAA's Mike Trout (.432)...His .831 OPS ranked 3rd among primary AL outfielders behind Trout (.988) and TOR's Jose Bautista (.856).
- Among ML switch-hitters, ranked 1st in OBP, 2nd in OPS, T-5th in runs scored (77), and T-9th in RBI (66).
- Placed 2nd in the AL with 15 HBP and T-5th with 8 sacrifice flies.
- Appeared in 69 games in RF (51 starts) and 63 in LF (56 starts)...Made only career ML appearance in CF with a start there on 7/8 at SEA...Also played 19 games at 1B (8 starts), his 1st pro action at the position.
- Had a career-high streak of 41 consecutive starts reaching base from 6/22-9/6 (.356 AVG, 53-for-149, 16 BB, 7 HBP, .439 OBP)...It was the 2nd-longest such streak in the AL in 2013 (Miguel Cabrera, 44 starts from 5/14-6/30) and the longest by a Red Sox since Kevin Youkilis' 44-start streak, 7/12-9/10/08...No other Red Sox switch-hitter has compiled such a streak since at least 1916.
- 10 of his 12 homers came off right-handed pitching...Had a .367 AVG (36-for-98) vs. righties beginning on 8/1.
- Led MLB (min. 150 PA) with a .356 AVG (47-for-132) and ranked 2nd in the AL with a .427 OBP from 8/1 through the end of the season...Had 14 doubles, 2 homers, 14 RBI, and 13 walks in 40 games over the stretch.
- Collected a season/career-high 4 hits on 4 occasions (6/1 at NYY, 7/6 at LAA, 9/15 vs. NYY, 9/28 at BAL), tied for most 4-hit games on the team (also David Ortiz) and T-3rd in the AL.
- 5 of his 12 homers gave the Red Sox a lead...Went deep in a career-high 3 straight games from 4/7-10.
- Homered in BOS' first 2 home games of the season, with a deciding 3-run shot in the 7th inning on 4/8 vs. BAL and a go-ahead solo homer in the 6th inning on 4/10 vs. BAL.
- Drove in multiple runs in a career-high 3 straight games from 4/17-20, with 7 total RBI in that stretch.
- Reached in all 4 plate appearances on 5/23 vs. CLE, going 2-for-2 with 2 walks.

Daniel
Nava

Daniel Nava, Continued

Knocked the deciding 3-run shot with 2 out in the 8th inning on 4/20 vs. KC to give the Sox a 4-2 lead in an eventual 4-3 victory...Was the Red Sox' 1st home game following the tragic events at the Boston Marathon.

Led off 8 times, including in 5 straight games from 5/31-6/5 (.364 AVG, 8-for-22)...Scored career-high 4 runs 6/4 vs. TEX after a 3-for-4 effort (2 2B, RBI, BB, SF).

Drove in game-winning run in both Sox wins during a June set at TB...Had a 2-run HR for BOS' only runs in a 2-1 win on 6/12...Hit a go-ahead, 14th-inning single on 6/10, his 1st career go-ahead hit in 9th inning or later.

Had 3 season-long hit streaks of 7 games, from 4/3-13 (.391 AVG, .9-for-23), 6/8-13 (.313 AVG, 10-for-32), and 7/5-11 (.375 AVG, 12-for-32)...They matched the longest single-season hit streak of his career (5 times overall).

Drove in the game-winning run in the top of the 10th inning on 7/11 at SEA with a single off Tom Wilhelmsen.

Batted .396 (19-for-48) in August, the 3rd-best mark in MLB in the month (2nd in AL).

Hit a 2-run homer in the 6th inning on 9/4 vs. DET, his 1st long ball since 6/18 vs. TB (G2)...Ended a 49-game and 16B-AB homerless drought.

POSTSEASON: Played in 9 postseason games en route to the World Series championship...Hit safely in 5 contests, batting .200 (5-for-25) with a double, 2 RBI, and 3 walks...Made 7 starts (5 in LF, 2 in RF), including 6 starts on the road...Reached safely in 3 of 7 PA over 2 ALDS games, both starts in LF in Games 3 and 4 at TB...Went 1-2 with 2 walks in clinching Game 4...Was 1-for-3 in each of his ALCS starts vs. DET...Had the Sox' only hit in ALCS Game 1, a 1-out single in the 9th off Joaquin Benoit...Played in 5 World Series games vs. STL, including starts in Games 3-5...In Game 1, had a pinch-hit double to lead off the bottom of the 8th inning and scored on Xander Bogaerts' sac fly...Drove in 2 of the Sox' 4 runs in a Game 3 loss, including the tying run with a 6th-inning single.

2012: Selected to Boston on 5/10 and remained with the Red Sox for the duration of the season... Had 2 separate stints on the DL due to left wrist problems.

Played 88 games (71 starts) in his 1st ML action since his 2010 debut...Reached base safely in 66 of 85 games with a PA with the Red Sox in 2012.

Led the club with 76 games and 66 starts in LF...Ranked 2nd on the team with 79 games in the OF overall...Tallied 5 assists, all from LF, 6th most from the position in the AL...Also appeared in 4 games in RF (2 starts) and started 3 times at DH.

Was hit by a pitch a team-high 9 times, tied for 11th most in the AL.

Batted .269 (50-for-186) and ranked 9th in the AL with a .383 OBP against right-handed pitchers (min. 200 PA) compared to .185 (15-for-81) with a .280 OBP vs. lefties...Hit .280 (42-for-150) at home and .197 (23-for-117) on the road.

Belted 6 home runs after entering the season with just 1 ML homer on his 6/12/10 debut...His 1st homer of the season, a 2-run shot on 5/14 vs. SEA, snapped a 60-game and 171-AB homerless drought.

Homered in back-to-back games for the 1st time in his career on 9/30 at BAL and 10/1 at NYY.

Reached safely in 22 of 25 leadoff starts in 2012 after starting as the leadoff hitter just twice before in the majors...BOS won his 1st 7 career starts batting leadoff from through 6/7, which was the longest such win streak for a Red Sox player to begin a career since at least 1920.

Started in LF in each of BOS's 1st 25 games following his 5/10 call-up (through 6/5)...During that time the club went 16-9 and he batted .296 (24-for-81) with 10 doubles, 2 homers, 16 RBI and 17 walks.

Reached base safely in 19 of 21 games in May following 5/10 call-up...Led Red Sox qualifiers with a .424 OBP in the month, 4th-best in the AL in May.

Hit a 3-run double on 5/29 off Justin Verlander to put BOS ahead 4-0.

Hit .324 (24-for-74) in 23 June games, his best career mark in any month...Tallied a season-high 4 hits on 6/20 vs. MIA and 6/1 at TOR when he had career-best 3 extra-base hits (all doubles) and scored a season-high-tying 3 runs.

Scratched prior to 6/10 game with a sore left hand and did not start again until 6/20 vs. MIA.

Missed 38 days over 2 stints on the 15-day DL with a left wrist sprain...Was placed on the DL on 8/1 (retro to 7/29) and was activated 8/21.

Appeared in both BOS games before landing on the DL for the same injury on 8/25...Played in 21 of the club's last 22 contests after coming off the DL on 9/9 (16 starts).

Reached safely in each of his last 10 starts beginning 9/21 (.286, 10-for-35, 4 BB, HBP)...In that time, 5 of his 10 hits went for extra bases (3 2B, 2 HR).

Started the year with 27 games for Triple-A Pawtucket, where he hit .316 (30-for-95) with 7 doubles, a triple, 3 homers, 17 RBI, 19 runs, 14 walks, and a stolen base...Prior to his call-up, ranked among International League leaders in OBP (T-6th, .421) and OPS (8th, .926).

LONGEST MLB ON-BASE STREAKS AS A STARTER IN 2013

PLAYER	TEAM	GAMES	DATES
Michael Cuddyer	COL	45	4/23-6/30
Miguel Cabrera	DET	44	5/14-6/30
Daniel Nava	BOS	41	6/22-9/6
Mike Trout	LAA	40	7/3-8/18

Daniel Nava, Continued

2011: Spent entire season with Triple-A Pawtucket, leading the team with 69 runs while topping club qualifiers with a .372 OBP...Finished 3rd in the International League with 70 walks.

👉 Ranked 2nd on the team with 121 games played and 441 AB...Appeared in 94 contests in LF and 4 times in RF.

👉 Was designated for assignment by BOS on 5/20 and rejoined the PawSox on 5/26 after being outrighted from the 40-man roster.

👉 Posted an IL-best 34-game on-base streak from 5/26-7/5, during which he went 44-for-125 (.352) with 9 doubles and 3 homers.

👉 During that time, hit safely in 17 straight home games from 5/29-7/1, the longest home hit streak of the season in the IL, batting at a .397 clip (27-for-68) with 5 doubles and 3 homers in those contests.

👉 Tallied multiple hits in 5 straight games from 6/12-17, going 10-for-21 (.476) in that stretch.

👉 Hit .326 (33-for-101) with 9 doubles, a triple, and 7 homers over his last 30 games beginning 8/5.

👉 Went 2-for-10 (.200) with a double, an RBI, a walk, and 2 walks in 3 playoff games for the PawSox.

2010: Played 60 games over 3 stints with BOS in his 1st career major league action.

👉 Was selected to BOS's ML roster on 6/12 and debuted that day vs. PHI...Became the 3rd player in modern ML history (since 1900) to hit a grand slam in his 1st big league PA, joining FLA's Jeremy Hermida on 8/31/05 vs. STL and TEX's Kevin Kouzmanoff on 9/2/06 at TEX...PHI's Bill Duggleby also did it against the New York Giants on 4/21/1898...Joined Kouzmanoff as the only 2 players in ML history to accomplish the feat on the 1st pitch they saw in the big leagues.

👉 Became the 10th player to go deep in his 1st PA with the Red Sox and the 2nd to do it in 2010 (also Darnell McDonald, 4/20 vs. TEX)...Joined Rip Repulski (5/10/60 vs. CWS) as the only players ever to hit a grand slam in their 1st plate appearance with the club.

👉 His 4 RBI on 6/12 tied for the most ever by a Red Sox player in his 1st ML game, matching Merrill Combs (4, 9/12/47 vs. CLE)...Also doubled in that game, becoming the 1st player in ML history to have 2 extra-base hits, including a grand slam, in his ML debut.

👉 Started 44 games, all in LF, and did not commit an error in 67 chances...Collected 2 assists, 1 of 9 AL rookies with multiple OF assists.

👉 Reached safely in 42 of his 58 ML games with a PA, including 4 of his 12 PA as a pinch hitter (.200, 2-for-10, 1 BB, 1 HBP, 2 RBI).

👉 Finished tied for 7th among AL rookie leaders with 14 doubles and 9th with 26 RBI.

👉 Reached base in each of his 1st 12 ML games, 6/12-25, the longest streak by a Red Sox player to begin his career since Mo Vaughn's 12-gamer from 6/27-7/11/91.

👉 Appeared in 29 games (25 starts) in his 1st stint with BOS from 6/12-7/21 and hit .286 (26-for-91) with 1 home run and 16 RBI...Made 1 appearance as a pinch-hitter and stayed in the game in LF in his 2nd call-up from 8/2-3, going 1-for-2 at the plate...Returned for the balance of the season on 8/17, appearing in 30 games (19 starts) and hitting .176 (12-for-68) with 10 RBI.

👉 Started both ends of a doubleheader on 10/2 vs. NYY and reached base in 5 of his 10 PA, including a career-high 4 times on base (2 hits and 2 HBP) in Game 2.

👉 Was leading the Triple-A PawSox with a .294 AVG (58-for-197), 58 hits, 13 doubles (tied), 8 HR, 38 RBI, 28 runs, .364 OBP, .492 SLG, and 97 total bases in 54 games at time of his original selection to the ML roster on 6/12.

👉 Hit .289 (82-for-284) in 77 games overall with Pawtucket, with 16 doubles, 1 triple, 10 home runs, 48 RBI, 41 runs scored and 4 stolen bases.

2009: Led Red Sox farmhands with a .352 AVG (80-for-227) and a .458 OBP in 61 games between High-A Salem and Double-A Portland.

👉 Did not qualify for season leaders after missing over 2 months to start the season...Reinstated with Salem on 6/11 but played just 6 games before another DL stint from 6/19-7/9.

👉 Combined to reach safely in his first 17 contests with the Salem Sox...Ranked 2nd in the Carolina League with a .347 AVG in July (26-for-75).

👉 Promoted to Double-A Portland on 8/5 and reached safely via hit or walk in 31 of 32 games with the Sea Dogs in his 1st Double-A experience...Led the Eastern League with a .479 OBP beginning on his 8/5 transfer to Portland.

👉 Drew 25 walks compared to just 12 strikeouts while batting .364 (43-for-118) with 4 homers and 23 RBI in Double-A action.

2013 AMERICAN LEAGUE OBP LEADERS

PLAYER	TEAM	OBP
Miguel Cabrera	DET	.442
Mike Trout	LAA	.432
Joe Mauer	MIN	.404
David Ortiz	BOS	.395
Daniel Nava	BOS	.385

Daniel
Nava

Daniel Nava, Continued

👉 Hit .382 (34-for-89) in August, the 3rd-best mark in the EL...Named Red Sox Minor League Offensive Player of the Month for August/September.

2008: Won the California League batting title and led Red Sox minor leaguers with a .341 AVG (110-for-323) at High-A Lancaster in his organizational debut.

👉 Had his contract purchased from the Chico Outlaws of the independent Golden Baseball League on 1/17.

👉 Also led the Red Sox farm system and ranked 2nd in the league in OBP (.424)...Paced the CL and ranked 2nd among Red Sox minor leaguers in OPS (.948)...Finished 5th in the league in SLG (.523).

👉 Hit .257 (9-for-35) in 9 playoff games with a club-best 7 runs.

👉 Ranked 3rd on the JetHawks with 110 hits despite missing from 8/12-29 on the DL.

👉 Hit 2 of Lancaster's single-game franchise-record 7 homers on 5/8 vs. High Desert...Also connected for a pair of shots on 7/20 at High Desert.

👉 Hit .418 in May, .338 in June, .347 in July and .340 in August/September.

2007: Selected as the Golden Baseball League MVP after leading the Chico Outlaws to the league championship.

👉 Was named top independent league prospect by *Baseball America*.

👉 Had the 2nd-best AVG in Golden League history (.371)...Also ranked among league leaders in SLG (2nd, .625), total bases (2nd, 160), extra-base hits (T-2nd, 38), walks (3rd, 48), runs (3rd, 70), RBI (T-4th, 59) and homers (T-5th, 12).

👉 Was named the Golden League's Player of the Month for June.

Personal

👉 Married to Rachel...The couple has a daughter, Faith.

👉 Led the West Coast Conference in AVG (.395) and OBP (.495), and posted a 1.000 fielding percentage in 54 games in his only season with Santa Clara (CA) University as a senior in 2006.

👉 Hit over .400 in 2 seasons at the College of San Mateo from 2004-05.

👉 Graduated from St. Francis (CA) High School.

IN THE COMMUNITY

Daniel threw out the first pitch for the Red Sox Foundation's RBI program on their opening day in 2013... Signed autographs for fans at the JetBlue Park open house and met with Jimmy Fund patients during their trip to Fenway Park...Visited the hospital to spend time with victims of the Boston Marathon bombings...Also attended events benefitting the Red Sox Foundation, including Casino Night, the Welcome Home Party, and Picnic in the Park...While with the Red Sox during the 2012 season, visited the JFK Library and read to children during the trip...A Iso met with Jimmy Fund patients during their trip to Chicago and participated in the Healthy Kids Summit...Participated in Sox Talks, speaking to inner-city children...Also took part in the ultimate outdoor experience, sponsored by LL Bean...In 2010, he attended a BoSox Club Luncheon, took part in a fan/player photo session and greeted fans at the gates during a home game in September...During the 2012-13 offseason, participated in the team's January caravan visiting sites around Boston including stops at the Jimmy Fund and Children's Hospital Boston.

Daniel Nava's Career Record

YEAR	CLUB	AVG.	G	AB	R	H	2B	3B	HR	RBI	SH	SF	HB	BB	SO	SB	CS	E
2007	Chico	.371	72	256	70	95	23	3	12	59	0	4	6	48	42	18	2	5
2008	Lancaster	.341	85	323	54	110	27	1	10	59	2	4	7	43	70	4	3	5
2009	Salem	.339	29	109	18	37	12	1	1	13	1	1	1	18	21	0	2	2
	Portland	.364	32	118	25	43	10	1	4	23	0	0	1	25	12	0	0	2
2010	Pawtucket	.289	77	284	41	82	16	1	10	48	0	2	11	28	64	4	2	1
	BOSTON	.242	60	161	23	39	14	1	1	26	0	0	8	19	46	1	1	0
2011	Pawtucket	.268	121	441	69	118	27	2	10	48	1	4	6	70	88	10	3	1
2012	Pawtucket	.313	29	99	20	31	7	1	4	18	0	1	4	16	15	1	1	0
	BOSTON	.243	88	267	38	65	21	0	6	33	2	2	9	37	63	3	0	2
2013	BOSTON	.303	134	458	77	139	29	0	12	66	4	8	15	51	93	0	2	4
	Major League Totals	.274	282	886	138	243	64	1	19	125	6	10	32	107	202	4	3	6
	Minor League Totals	.306	373	1374	227	421	99	7	39	209	4	12	30	200	270	19	11	11
	Red Sox Totals	.274	282	886	138	243	64	1	19	125	6	10	32	107	202	4	3	6

2008 Signed by the Boston Red Sox as a non-drafted free agent on 1/17

2012 On disabled list with a left wrist sprain, 7/29-8/20

2012 On disabled list with a left wrist sprain, 8/25-9/8

Daniel Nava, Continued

Additional Batting Statistics

YEAR	CLUB	OBP	SLG	OPS	TB	GDP
2010	BOSTON	.351	.360	.711	58	5
2012	BOSTON	.352	.390	.742	104	5
2013	BOSTON	.385	.445	.830	204	10
Major League Totals		.369	.413	.782	366	20

Division Series Record

YEAR	CLUB	AVG	G	AB	R	H	2B	3B	HR	RBI	SH	SF	HP	BB	SO	SB	CS	E
2013	BOS vs. TB	.200	2	5	0	1	0	0	0	0	0	0	0	2	2	0	1	0

League Championship Series Record

YEAR	CLUB	AVG	G	AB	R	H	2B	3B	HR	RBI	SH	SF	HP	BB	SO	SB	CS	E
2013	BOS vs. DET	.333	2	6	0	2	0	0	0	0	0	0	0	1	3	0	0	0

World Series Record

YEAR	CLUB	AVG	G	AB	R	H	2B	3B	HR	RBI	SH	SF	HP	BB	SO	SB	CS	E
2013	BOS vs. STL	.143	5	14	1	2	1	0	0	2	0	0	0	0	4	0	0	0

Career Fielding Record

YEAR	CLUB	POS	PCT.	G	GS	PO	A	E	TC	DP
2010	BOSTON	OF	1.000	54	44	65	2	0	67	0
2012	BOSTON	OF	.983	79	68	111	5	2	118	0
2013	BOSTON	1B	.986	19	8	63	6	1	70	5
	BOSTON	OF	.984	120	108	181	5	3	189	0
Career Totals		1B	.986	19	8	63	6	1	70	5
		OF	.987	253	220	357	12	5	374	0

Career Single-Game Highs

HITS	4, 6 times, last 9/28/13 at BAL
DOUBLES	3, 6/1/12 at TOR
HOME RUNS	1, 19 times, last 9/27/13 at BAL
RBI	4, 2 times, last 6/1/13 at NYY
RUNS SCORED	4, 6/4/13 vs. TEX
WALKS	2, 19 times, last 9/6/13 at NYY
STRIKEOUTS	4, 4/16/13 at CLE
STOLEN BASES	1, 4 times, last 6/17/12 at CHC
HITTING STREAK	8, 10/3/12-4/13/13
EJECTIONS	None

Home Run Notes

MULTI-HOME RUN GAMES (0)
LEADOFF HOME RUNS (0)
GRAND SLAMS (1)
6/12/10 vs. PHI off Joe Blanton
PINCH-HIT HOME RUNS (0)
EXTRA-INNING HOME RUNS (0)
GAME-ENDING HOME RUNS (0)
INSIDE-THE-PARK HOME RUNS (0)

Daniel
Nava



DAVID ORTIZ 34

Full Name: David Americo Ortiz
Bats: Left **Throws:** Left **Height:** 6-4 **Weight:** 230
Age: 38
Born: November 18, 1975 in Santo Domingo, DR
Resides: Santo Domingo, DR
Major League Service: 15 years, 48 days
Acquired: Signed as a free agent on January 22, 2003
Signed By: Ramon De Los Santos (Mariners)
Contract Status: Signed through 2014



DH/1B

Career Highlights

Is a 9-time American League All-Star, earning the honor in 5 straight campaigns from 2004-08 and in each of the last 4 seasons, 2010-13...Marks the most All-Star selections in MLB since 2004...Elected to start 4 years in a row from 2005-08 (did not play in 2008 due to injury) and again 3 times from 2011-13...6 selections have come as a DH (2005, 2008, 2010-13) and 3 at 1B (2004, 2006-07)...His 5 fan-voted selections as DH are a record...Has competed in the Home Run Derby 5 times, winning in 2010...Also served as captain of the victorious AL squad for the 2011 Derby.

Has won the Edgar Martinez Outstanding Designated Hitter Award a record 7 times, including 5 consecutive from 2003-07, as well as 2011 and 2013...Passed Martinez (5 in 1995, 1997-98, 2000-01) for the most awards since its 1973 inception.

Named as the DH on the AL Silver Slugger team on 6 occasions, with 4 straight from 2004-07 and again in 2011 and 2013...Marks the most such honors at the position, passing Edgar Martinez and Paul Molitor, who each won it 4 times each.

Tabbed by *The Sporting News* as the designated hitter of the decade in a poll released in 2009...Chosen as AL's DH on *TSN's* postseason all-star team in each of 4 years from 2004-07 and in 2011.

Has garnered 4 Thomas A. Yawkey Awards as the Red Sox MVP from 2004-06 and again in 2013 in a vote of Boston BBWAA members...Ties him with Roger Clemens, Dwight Evans, Ted Williams, and Mo Vaughn for 2nd most all-time after Carl Yastrzemski's 6...Joins Mo Vaughn (4, 1993-96) and Roger Clemens (3, 1990-92) as the only players to receive the Yawkey Award in as many as 3 straight seasons.

Was the only player to rank among the top 5 in the BBWAA AL MVP voting every year from 2003-07: 2003, 5th; 2004, 4th; 2005, 2nd; 2006, 3rd; and 2007, 4th...Also received MVP votes in 2013, finishing 10th in the AL.

Won the 2005 American League Hank Aaron Award, given to the top offensive performers in each league, and the 2006 Josh Gibson Award, presented by the National Negro Leagues Museum to each league's home run champion.

Received the prestigious Roberto Clemente Award in 2011...Presented annually, the award recognizes the major league player who best represents the game of baseball through positive contributions on and off the field...Became the 2nd Red Sox to receive the national honor (Tim Wakefield, 2010)...Was also given the 2011 Tim Wakefield Award for community service from the Boston Baseball Writers.

Named to the starting lineup as the DH on the All-Fenway Park Team during pre-game ceremonies on 9/26/12.

Ranks tied for 45th on the all-time home run list with 431 career long balls, 6th among active players...Is 65th all-time with 1,429 career RBI, 4th among actives...Places 3rd among actives with 520 doubles (46th all-time) and 969 extra-base hits (T-43rd all-time), and is 6th among actives with 1,087 walks (T-82nd all-time)...His 2,023 hits rank 12th among actives.

Is 1 of 20 players ever to total at least 500 doubles and 400 home runs, 1 of 9 left-handed hitters to do it, and 1 of 8 AL players...The only other active players reach those marks are Albert Pujols (524 2B, 492 HR) and Alex Rodriguez (519 2B, 654 HR).

Owns all-time records for hits (1,758), homers (381), and RBI (1,245) as a DH...Passed Harold Baines (1,688) for most hits in 2013, Frank Thomas (269) for the HR mark in 2009, and Edgar Martinez (1,003) for the RBI record in 2011...Leads all DH's with at least 2,000 PA in SLG (.558), and also tops DH's with 6,064 AB, 1,054 runs, 447 doubles, 845 extra-base hits, and 3,382 total bases...Is 2nd with 1,623 games and 948 walks, and is 4th with 17 triples at the position.

His 800 career extra-base hits since joining the Red Sox are 4th most ever for a player during his age 27-37 seasons (2003-13) after Babe Ruth (870), Stan Musial (847), and Barry Bonds (843).

No other player in ML history has totaled both as many doubles (412) and home runs (373) as Ortiz during age 27-37 campaigns...Is also the only major leaguer ever with at least 26 doubles and 23 home runs in all 11 seasons from age 27-37.

David Ortiz, Continued

🔴 Owns career averages of 35 home runs, 118 RBI, and 80 extra-base hits per 162 games played...Only 7 other players have averaged at least as many extra-base hits in their first 17 ML seasons (min. 1,750 G): Hall of Famers Jimmie Foxx, Lou Gehrig, Stan Musial, Babe Ruth, and Ted Williams, along with Albert Pujols and Manny Ramirez.

🔴 His 162-game average of 40 homers as a Red Sox is the best in club history among players with at least 10 seasons with the team...His average of 127 RBI per 162-games with BOS ranks 2nd in club history to Ted Williams' 130 (min. 10 seasons)...Marks the highest RBI average among major leaguers who have appeared in all 10 seasons since 2003...Only Albert Pujols has averaged more homers per 162 games (42).

🔴 Ranks among all-time Red Sox leaders in homers (5th, 373), RBI (6th, 1,191), doubles (5th, 412), extra-base hits (5th, 800), walks (5th, 901), total bases (6th, 3,191), runs (8th, 993), hits (9th, 1,630), at-bats (9th, 5,580), and games (10th, 1,514)...Is 4th in team history (min. 3,000 PA) with a .572 SLG, .962 OPS, and 15.0 AB/HR, trailing only Ted Williams (.634/1.116/14.8), Jimmie Foxx (.605/1.034/14.8), and Manny Ramirez (.588/.999/14.4) in the 3 categories.

🔴 His 176 career shots at Fenway Park are 5th most all-time at the ballpark behind Ted Williams (248), Carl Yastrzemski (237), Jim Rice (208), and Dwight Evans (199).

🔴 Joins Alfonso Soriano as the only major leaguer with at least 20 home runs in each of the last 12 seasons beginning in 2002...Is the only player in Red Sox history to reach that mark in 11 straight seasons (2003-13)...His 11 20+ HR seasons for the club overall are tied for 2nd all-time after Ted Williams' 16 (also Dwight Evans and Jim Rice).

🔴 Hit at least 25 homers 9 times, all with the Sox...Marks the 2nd-most 25-homer campaigns in club history behind Ted Williams (14)...His 7 career 30-homer seasons rank 2nd in franchise annals, 1 shy of Ted Williams' 8...Recorded 5 straight 30-homer seasons from 2003-07, matching Jimmie Foxx (1936-40) for the 2nd-longest streak in Red Sox history behind Manny Ramirez (6, 2001-06).

🔴 Also has 7 seasons with at least 100 RBI, all with BOS, 3rd most in club history behind Ted Williams (9) and Jim Rice (8).

🔴 His 7 career 30-homer/100-RBI campaigns, all since joining the Red Sox in 2003, are tied with Ted Williams for the most such seasons in club history...Marks the most such seasons among left-handed hitters in the majors in the last 11 seasons.

🔴 From 2003-07, became the 9th left-handed hitter in ML history with 30-plus homers and 100-plus RBI in 5 straight seasons...Is the only left-handed hitting Red Sox to do it, and 1 of 3 players in club history to accomplish the feat overall, joining Manny Ramirez (6, 2001-06) and Jimmie Foxx (1936-40).

🔴 Has 4 seasons batting at least .300 with 30+ HR and 100+ RBI, T-4th most in AL history among left-handed batters, trailing only behind Babe Ruth (12), Lou Gehrig (10), and Ted Williams (7).

🔴 Has 8 seasons with at least 35 doubles and 25 homers, tied with Lou Gehrig for the 2nd most in ML history after Albert Pujols (10)...Has totaled 70 extra-base 7 times in his career, all since 2003, 2nd on BOS' all-time list behind Ted Williams (8), and the most among ML left-handed hitters in that time.

🔴 Has registered 5 career seasons with at least 30 homers as a DH, an all-time record...Frank Thomas and Jim Thome are 2nd on that list at 3...5 seasons with 100+ RBI as a DH match Edgar Martinez's all-time mark.

🔴 Hit his 400th career homer on 7/4/12 at OAK, becoming the 49th player ever to reach the mark and the 6th to do it as a Red Sox, 1st since Manny Ramirez in 2005...Hit 400th home run in his 1,823rd career ML game, the 29th-fewest games to reach the mark...Took 630 games to reach 100 home runs, then just 338 more to get to 200...Went another 411 games to reach 300, and 444 more to reach 400.

🔴 Leads active players with 11 career walk-off home runs, tied for 7th most all-time...Has 10 with the Red Sox, the most in club history...Passed Jimmie Foxx (8) for that mark on 8/26/09...Overall has 19 regular-season walk-off hits in his career, tops among active players...Has 16 with BOS and also had 3 walk-off hits, including 2 home runs, in the Sox 2004 postseason run.

🔴 Has 11 career grand slams and 10 with BOS, the 2nd-highest total in club history behind only Ted Williams (17)...Of his 11 slams, 10 have come at Fenway Park (1 with Minnesota), the most all-time at the ballpark...According to Elias, is 1 of 3 players ever to hit 10 grand slams at a single venue, joining Willie McCovey (11 at Candlestick Park) and Lou Gehrig (11 at Yankee Stadium).



David Ortiz

David Ortiz, Continued

Of his 2,023 career hits, 47.9 percent (969) have gone for extra bases, trailing only Adam Dunn (49.8%) among active major leaguers with at least 250 XBH.

Has totaled at least 50 extra-base hits in 10 of his 11 seasons with the Red Sox (49 in 2012)...Is the only major leaguer with at least 47 extra-base hits in all 12 years since 2002...From 2003-11, became the 1st Red Sox with at least 50 extra-base hits in 9 consecutive years.

Since joining the Red Sox prior to the 2003 season, leads the AL and ranks 3rd in the majors with 1,191 RBI...Among major leaguers, trails only Albert Pujols (.867 XBH, .601 SLG) with 800 extra-base hits and a .572 SLG in that span and only Ryan Howard (4.5 AB/RBI) has averaged fewer than his 4.7 AB/RBI...Also among ML leaders since 2003 in go-ahead RBI (3rd, 276), game-winning RBI (3rd, 143), OPS (4th, .962), homers (3rd, 373), total bases (3rd, 3,191), AB/HR (5th, 15.0), and walks (6th, 901).

Had 142 homers from 2004-06, most in a 3-season span in Sox team history...Joined Manny Ramirez (2001, 2004-05) and Carl Yastrzemski (1967, 1969-70) as only Boston players to have 3 seasons with 40-plus homers.

Led the AL with a club-record 54 homers in 2006...Eclipsed Sox mark of 50 set by Jimmie Foxx in 1938...Also tied Babe Ruth's 1927 AL record with 32 road homers that year...Collected an AL-best (T-2nd in the ML) 137 RBI that year, becoming 1st BOS player to lead the AL in both HR and RBI in the same season since Tony Armas in 1984.

With AL-highs in RBI in both 2005 (148) and 2006, was the 1st to lead league in RBI in consecutive seasons since CLE's Albert Belle in 1995 (126-tied with Mo Vaughn) and 1996 (148)...Last Red Sox player to do it was Jackie Jensen in 1958 (122) and 1959 (112).

Topped AL in walks in consecutive years in 2006 (119) and 2007 (111), the 1st Red Sox player to do that since Ted Williams in 4 straight seasons from 1946-49...Paced the majors with a .445 OBP in 2007.

Has connected for 20 home runs in 188 AB as a 1B since 2005 for an average of 9.4 AB/HR, tops at the position in the majors in that span (min. 50 PA at 1B).

Has a .295 AVG (87-for-295) with 17 HR and 60 RBI in 82 career postseason games with MIN and BOS...Ranks 4th all-time in postseason history with 21 doubles, 40 extra-base hits, and 163 total bases...Has the 5th-most postseason RBI, including 10 game-winning RBI (T-2nd) and 17 go-ahead RBI (3rd)...Is tied with Troy Glaus, Mike Napoli, and Bernie Williams for the all-time postseason lead with 4 game-winning RBI in the 7th inning or later.

Owns a career .455 AVG/.576 OBP/.795 SLG/1.372 OPS in the World Series...Marks the best, AVG, OBP, SLG, and OPS in World Series history among players with at least 50 PA in the WS.

Is the Red Sox' career leader in postseason games (73), runs (51), hits (79), doubles (18), homers (17), extra-base hits (37), RBI (56), total bases (152), and walks (57)...Also ranks among Sox qualifiers (min. 75 PA) in OBP (3rd, .421), SLG (4th, .571), and OPS (4th, .992).

Last year helped the Red Sox to the World Series Championship for 3rd time in the last 10 years (2004, 2007, 2013)...Is the club's only 3-time World Champion in the post-World War I era (2004, 2007, 2013), and the 9th player ever to win at least 3 World Series with the team, the 1st since 3 players won their 3rd in 1918...Only Harry Hooper has won more (4: 1912, 1915, 1916, 1918).

En route to the 2004 title, hit .400 (22-for-55) with 5 homers and 19 RBI in 14 playoff games...RBI total tied Sandy Alomar, Jr. in 1997 and Scott Spiezio in 2002 for a then-most ever in a single postseason (passed by STL's David Freese with 21 in 2011)...Had 3 walk-off hits, most ever for a player in a single postseason and 1 more than previous postseason career-best for an individual...Ended the ALDS vs. ANA with a 2-run, walk-off, 10th-inning homer off Jarrod Washburn in Game 3 on 10/8 at Fenway Park.

Named MVP of 2004 ALCS with a .387 AVG (12-for-31), 3 homers, and 11 RBI in 7 games vs. NYY...Won Games 4 and 5 with walk-off hits – a 12th-inning homer off Paul Quantrill in Game 4 on 10/17 and a 14th-inning single off Esteban Loaiza the following night...Also homered off Tom Gordon in Game 5 and Kevin Brown in Game 7.

Hit .308 (4-for-13) with a homer and 4 RBI in 4-game sweep of STL in the 2004 World Series...Became 28th player to homer in 1st Series AB with a 3-run blast off Woody Williams in 1st inning on 10/23, the 2nd Red Sox player to accomplish that feat (Jose Santiago, 10/4/67).

In 2007 postseason, logged the highest AVG (.714), OBP (.846), and SLG (1.571) ever in a Division Series (min. 10 PA) with the most walks (6) ever in a 3-game DS and tied for the most homers (2) in an ALDS of 3 games.

MOST ALL-STAR SELECTIONS IN THE PAST DECADE (2004-13)

RR	PLAYER	SELECTIONS
1.	David Ortiz	9
2.	Carlos Beltran Miguel Cabrera Derek Jeter Mariano Rivera	8
3.	Brian McCann Albert Pujols Alex Rodriguez Ichiro Suzuki David Wright Michael Young	7

MOST EXTRA-BASE HITS, AGE 27-37 SEASONS

PLAYER	YEARS	XBH
Babe Ruth	1922-32	870
Stan Musial	1948-58	847
Barry Bonds	1992-2002	843
David Ortiz	2003-13	800
Hank Aaron	1961-71	795

David Ortiz, Continued

👉 Helped BOS to the 2013 title with the best post-season AVG (.353, 18-for-51) on the team...Topped all 2013 postseason leaders in home runs (5), total bases (36), walks (16), IBB (4), and times on base (34)...Also had the best OBP (.500), SLG (.706), and OPS (1.206) among postseason batters with at least 35 PA.

👉 Named 2013 World Series MVP after going 11-for-16 (.688) with 2 doubles, 2 homers, 6 RBI, and 8 walks (4 IBB) while starting all 6 games...Reached safely in 9 straight PA from the 4th inning of Game 3 through the 4th inning of Game 5, tying the record for a single World Series (CIN's Billy Hatcher in 1990)...His 19 times on base were the 2nd most ever in a single World Series after SF's Barry Bonds in 2002 (21), while his 8 walks set a club record for a single WS...Became the 1st Red Sox ever to hit a home run in both Game 1 and Game 2 of a WS.

2013: Led the Red Sox while ranking among AL leaders with a .309 AVG (6th), 30 HR (T-8th), 103 RBI (7th), 76 walks (T-7th), a .395 OBP (4th), .564 SLG (3rd in MLB), .959 OPS (4th in MLB), 70 extra-base hits (5th), 292 total bases (8th), 17.3 AB/HR (7th), and 5.0 AB/RBI (3rd).

👉 Won record 7th career Edgar Martinez Outstanding Designated Hitter Award, unanimously receiving all 1st-place votes cast.

👉 At 37 years old, became the oldest Red Sox to lead the team in homers since 38-year-old Tony Perez in 1980.

👉 Became the 1st player to lead the Red Sox in AVG, HR, and RBI since Manny Ramirez in 2001.

👉 Was oldest player to lead his team in Triple Crown categories since Barry Bonds for the Giants from 2002-04 at 38-40 years old...Before that, it hadn't been done since Frank Robinson at 37 for the 1973 Angels (Elias).

👉 Recorded his 7th career 30-homer/100-RBI season, all since joining the Red Sox in 2003, tying Ted Williams for the most such seasons in Red Sox history.

👉 Tallied 12th straight 20+ homer season, and 7th campaign overall with at least 70 extra-base hits.

👉 Named an All-Star for the 4th straight year and the 9th time in his career, most in MLB since 2004...Went 0-for-2 as the starting DH in the 7/16 exhibition at Citi Field...Was his 5th All-Star appearance at DH, passing Edgar Martinez (4) for the most all-time.

👉 Topped the majors with a career-high 27 intentional walks...Was the 3rd-highest total in club history behind Ted Williams in 1957 (33) and Manny Ramirez in 2003 (28).

👉 Ranked 2nd in the AL with a .339 AVG vs. RHP (109-for-322), his 2nd-best full season mark (.343 in 2007).

👉 Hit .313 on the road (6th in AL) and .338 in day games (4th in AL)...Batted .486 (34-for-70) with 6 home runs and 23 RBI against rookie pitchers.

👉 Had a season-high 4 hits a career-high 4 times, tied for the team lead (Daniel Nava)...Was the most 4-hit games as a DH since Paul Molitor had 4 in 1997.

👉 Matched single-game career-high for the 40th and 41st times with 2-homer games on 5/18 at MIN and 9/4 vs. DET...Marked his 38th and 39th multi-homer games as a Red Sox, 2nd in MLB since 2003 (Albert Pujols, 44)...His 5/18 effort passed Ted Williams (37) for the most in club history.

👉 Activated on 4/20 vs. KC after beginning the season on the 15-day DL with right Achilles tendinopathy...Played in 6 games on rehab with Triple-A Pawtucket prior to activation (.222 AVG, 4-for-18, HR, 4 RBI).

👉 Appeared in 137 of the club's 147 games following 4/20 activation...Made 135 starts, including 129 at DH and 6 at 1B, and twice pinch-hit without appearing defensively.

👉 Had a season-high 15-game hit streak to begin the season from 4/20-5/7, with a .414 AVG (24-for-58), 9 doubles, 4 homers, and 17 RBI in that stretch...Was his longest career hit streak to start a season and the longest by a Red Sox since Tony Pena hit in the 1st 15 games of 1990.

👉 Including his last 12 games of 2012, hit in a career-high 27 straight games from 7/2/12-5/7/13, with a .423 AVG (41-for-97) and 23 RBI in that time...It tied for the 6th-longest hit streak in Red Sox history and was the club's longest ever to span multiple seasons (prev., Eddie Bressoud's 23-gamer from 1963-64).

👉 Had a .423 AVG/.504 OBP/.722 SLG/1.226 OPS during the streak...It was the best AVG, OBP, SLG, and OPS among the 8 Red Sox hit streaks of 27+ games during the live ball era (since 1920)...His 1.226 OPS was the best for any ML streak of at least 27 games since George Brett's 30-gamer in 1980 (1.249).

👉 The 27-game stretch was the longest hit streak in the AL since SEA's Ichiro Suzuki had a 27-game run from 5/6-6/3/09...The only other major leaguer ever to hit in 27 straight games, all as DH, was MIL's Paul Molitor (39 G, 7/16-8/25/87).

👉 The 27-game streak spanned 309 calendar days...Since 1900, the only other ML hit streak of at least 20 G that

PLAYERS WITH 500 2B, 400 HR, 1,400 RBI, AND 1,000 BB IN AMERICAN LEAGUE HISTORY

PLAYER	2B	HR	RBI	BB
David Ortiz	520	431	1429	1087
Alex Rodriguez	519	654	1969	1240
Rafael Palmeiro	525	544	1740	1291
Cal Ripken Jr.	603	431	1695	1129
Carl Yastrzemski	646	452	1844	1845
Ted Williams	525	521	1839	2021
Lou Gehrig	534	493	1997	1508
Babe Ruth	506	708	2206	2042

David
Ortiz



David Ortiz, Continued

spanned 300+ days as a 21-gamer by BOS' Nomar Garciaparra over 322 days from 9/10/00-7/29/01.

🔥 Hit .500 with 15 RBI over his 1st 9 games of the season from 4/20-30...Was the 3rd major leaguer to begin a season with those marks, along with Hall of Famers Dave Winfield in 1988 and Willie Mays in 1964.

🔥 Tallied an extra-base hit in 9 straight games from 4/21-5/1 (7 2B, 3 HR), tying the longest such streak in franchise history for a 5th time...Had previously been accomplished by Ortiz in 2004, Bill Mueller in 2003, Butch Hobson in 1977, and Ted Williams in 1939.

🔥 Drove in at least 1 run in a season-high 6 straight games from 4/24-30, with 13 total RBI in that stretch...Was his longest stretch with an RBI since a 6-game run from 8/16-22/09.

🔥 Drew his 827th walk as a member of the Red Sox on 4/27 vs. HOU, passing Harry Hooper (826) for sole possession of 5th place on the club's all-time list.

🔥 Tied for 2nd in the majors with 20 walks in June... Ranked T-3rd in the AL with 15 extra-base hits, T-4th with 22 RBI, 7th with a .598 SLG, and T-7th with 7 homers in the month.

🔥 Hit a walk-off, 3-run homer in the 9th inning on 6/6 vs. TEX, his 1st walk-off shot since 8/26/09 vs. CWS...Marked the 11th regular-season walk-off home run of his ML career, most among active players...Was his 10th walk-off homer with the Red Sox, extending his club record.

🔥 The 6/6 walk-off HR was his 1st walk-off hit since a double on 7/31/10 vs. DET and the 19th of his career in the regular season, most among actives, and his 16th with BOS.

🔥 Reached base safely in a career-high 30 consecutive home games from 6/8-8/27 (.330, 38-for-115, 17 BB).

🔥 Endured a 2-for-19 slide from 6/12-16, dropping his AVG to a season-low .299...Was his only game finished with an AVG below .300 all year.

🔥 Reached 50 RBI in his 53rd game of the season on 6/18 vs. TB (G1)...Was his fastest ever reaching the mark (prev. 54th game in 2006).

🔥 Notched the 500th double of his ML career on 7/3 vs. SD...Became the 58th major leaguer to reach that mark.

🔥 Posted a season-high 23-game on-base streak from 7/13-8/10 (.352, 32-for-91, 3 2B, 3 HR, 9 RBI, 11 BB)...Was the 2nd-longest single-season streak of his career after a 31-game run from 5/6-6/14/07.

🔥 His 2nd-inning double on 7/10 at SEA was the 1,689th hit of his career as a DH, passing Harold Baines (1,688) for the most in ML history.

🔥 On 7/28 at BAL, went 4-for-4 with 3 singles and a home run...Was his 3rd career game going 4-for-4 or better with a HR, his 1st since 9/27/07 vs. MIN.

🔥 Reached in 10 straight PA (8 singles, 2 walks) from his last 2 PA on 8/5 at HOU through his 3rd PA on 8/7 at HOU...Was the longest streak by a Red Sox since Kevin Youkilis reached in 13 straight PA in 2009...Collected back-to-back 4-hit games on 8/6-7 at HOU.

🔥 Left the game on 8/21 at SF (mid 5th) due to low back tightness.

🔥 Hit .301 (28-for-93) with 10 doubles, 6 homers, 24 RBI, and 18 walks (9 IBB) in last 25 games beginning with a 1-for-2 effort on 8/30 vs. CWS to end 0-for-23 slump.

🔥 Went 3-for-5 with 2 homers and a double on 9/4 vs. DET for a season-high 10 total bases...His 2nd of the 3 hits, a 6th-inning double, was the 2,000th of his ML career.

🔥 Became the 14th player to record his 2,000th career hit as a member of the Red Sox, along with Bobby Veach (1924), Jimmie Fox (1938), Joe Cronin (1940), Bob Johnson (1945), Bobby Doerr (1951), Ted Williams (1955), Carl

ALL-TIME LEADERS AS DESIGNATED HITTER

RK	PLAYER	HR
1.	David Ortiz	381
2.	Frank Thomas	269
3.	Edgar Martinez	243
4.	Harold Baines	235
5.	Don Baylor	219

RK	PLAYER	RBI
1.	David Ortiz	1,245
2.	Edgar Martinez	1,003
3.	Harold Baines	978
4.	Frank Thomas	881
5.	Hal McRae	808

ALL-TIME MAJOR LEAGUE WALK-OFF HOME RUN LEADERS

RK	PLAYER	WALK-OFF HR
1.	Jim Thome	13
2.	Jimmie Foxx	12
	Mickey Mantle	12
	Stan Musial	12
	Frank Robinson	12
	Babe Ruth	12
7.	David Ortiz*	11
	Tony Perez	11
9.	Dick Allen	10
	Harold Baines	10
	Barry Bonds	10
	Jason Giambi*	10
	Reggie Jackson	10
	Albert Pujols*	10
	Mike Schmidt	10
	Sammy Sosa	10

* Active

David Ortiz, Continued

MULTI-HOMER GAMES

David Ortiz has hit a career-high 2 homers 41 times. He holds the Red Sox club record with 39 multi-homer games, 2nd most among major leaguers since 2003 to Albert Pujols (44). Ortiz passed Ted Williams (37) for the Red Sox record on 5/18/13.

9/5/01 for MIN at TEX
7/20/02 for MIN at DET
7/4/03 at NYY
7/5/03 at NYY
8/3/03 vs. BAL
8/7/03 at ANA
9/3/03 at CWS
9/24/03 vs. BAL
5/5/04 at CLE
8/14/04 vs. CWS
8/25/04 at TOR
4/23/05 at TB
5/29/05 at NYY
6/10/05 at CHC

6/21/05 at CLE
8/12/05 vs. CWS
8/16/05 at DET
8/29/05 vs. TB
9/12/05 at TOR
9/20/05 at TB
4/17/06 vs. SEA
7/1/06 at FLA
7/6/06 at TB
7/31/06 vs. CLE
8/4/06 at TB
9/21/06 vs. MIN
4/8/07 at TEX
7/31/07 vs. BAL

8/24/07 at CWS (G2)
9/12/07 vs. TB
5/18/08 vs. MIL
8/12/08 vs. TEX
9/17/08 at TB
8/26/09 vs. CWS
5/1/10 at BAL
5/14/10 at DET
7/26/10 at LAA
4/30/12 vs. OAK
6/25/12 vs. TOR
5/18/13 at MIN
9/4/13 vs. DET

David
Ortiz

Yastrzemski (1973), Bill Buckner (1984), Jim Rice (1986), Don Baylor (1987), Dwight Evans (1988), Wade Boggs (1992), and Manny Ramirez (2006).

POSTSEASON: Topped all 2013 postseason leaders in home runs (5), total bases (36), walks (16), IBB (4), and times on base (34) while starting all 16 games (13 at DH, 3 at 1B) en route to the Red Sox' 3rd World Series championship in 10 years...Also had the best OBP (.500), SLG (.706), and OPS (1.206) among postseason batters with at least 35 PA and topped the Red Sox with a .353 AVG (18-for-51)...Hit .385 (5-for-13) in the 4-game ALDS vs. TB, topping MLB postseason leaders with 5 walks in the DS...Notched 2 homers in Game 2, both off LHP David Price, for his 1st career multi-homer effort in the postseason...Was held to 2 hits (.091 AVG) in the 6-game ALCS vs. DET but knocked a game-tying grand slam with 2 out in the 8th inning off Joaquin Benoit in Game 2, a 6-5 come-from-behind Red Sox victory...Named 2013 World Series MVP after going 11-for-16 (.688) with 2 doubles, 2 homers, 6 RBI, and 8 walks (4 IBB) in the 6-game set...Had the 2nd-best AVG and OBP (.760) ever in a single World Series after CIN's Billy Hatcher in 1990 (.750 AVG/.800 OBP), and raised his career World Series AVG to .455 and OBP to .576, best ever marks among players with at least 50 PA in the World Series...Reached safely in 9 straight PA from the 4th inning of Game 3 through the 4th inning of Game 5, tying the record for a single World Series (CIN's Billy Hatcher in 1990)...His 19 times on base were the 2nd most ever in a single World Series after SF's Barry Bonds in 2002 (21), while his 8 walks set a club record for a single WS...Became the 1st Red Sox ever to hit a home run in both Game 1 and Game 2 of a WS.

2012: Led the majors with a .611 SLG (min. 350 PA) in his 8th All-Star campaign...Was limited to just 90 games due to injury, his fewest since 2001 (89 with MIN).

⚡ Also led the AL (min. 350 PA) with a 1.026 OPS (2nd in ML)...Was 2nd among AL players in OBP (.415), just shy of MIN's Joe Mauer (.416)...Hit .318 (103-for-324) with 60 RBI and 56 walks.

⚡ Among major leaguers with less than 400 PA, ranked 1st with 65 runs and 49 extra-base hits (26 2B, 23 HR)...Became 2nd big leaguer ever to record 65 runs and 49 XBH in a season under 400 PA (also TEX's Ivan Rodriguez in 2000 with 66 R, 58 XBH).

⚡ Missed 71 of the club's final 72 games with 2 stints on the 15-day DL due to a right Achilles strain...1st went on the DL



David Ortiz, Continued

MOST 30-HR/100 RBI SEASONS IN RED SOX HISTORY

PLAYER	SEASONS
David Ortiz	7
Ted Williams	7
Manny Ramirez	6
Jimmie Foxx	5
Jim Rice	4

MOST 30-HOMER SEASONS IN RED SOX HISTORY

PLAYER	SEASONS
Ted Williams	8
David Ortiz	7
Manny Ramirez	6
Jimmie Foxx	5
Jim Rice	4
Mo Vaughn	4

MOST 100-RBI SEASONS IN RED SOX HISTORY

PLAYER	SEASONS
Ted Williams	9
Jim Rice	8
David Ortiz	7
Manny Ramirez	6
Bobby Doerr	6
Jimmie Foxx	6

2014
Red Sox

on 7/18 (retro to 7/17)...Activated on 8/24 and played 1 game that night vs. KC (2-for-4, 2B, 2 RBI) before a season-ending DL stint beginning 8/27 (retro to 8/25).

At the time of 1st DL stint, was leading the AL with a 1.024 OPS (3rd in ML) and 157 times on base (3rd in ML) and 65 runs (tied)...Also ranked among AL leaders in AVG (9th, .316), home AVG (1st, 355), extra-base hits (2nd, 48), SLG (3rd, .609), OBP (2nd, .414), homers (7th, 23), doubles (8th, 25), RBI (T-10th, 58), walks (T-4th, 56), and total bases (3rd, 195)...Was tied with Votto for the ML lead with 13 IBB.

At the time of DL retro date, was leading left-handed major leaguers in home runs (9), extra-base hits (17), total bases (73), SLG (.603) and OPS (.976) against southpaws.

Played in 89 of the club's 90 games before going on the DL on 7/17...Reached base safely in 78 of 90 games overall...Failed to reach just 10 times in his 88 starts (81 at DH, 7 at 1B).

BOS went 46-44 (.511) when he appeared in a game and 23-49 (.319) otherwise...The Sox were 2nd in the majors in runs per game before his injury (5.00, 450 R/90 G) and 22nd afterwards (3.94, 284 R/72 G).

The club was 17-4 (.810) when he went deep, the 4th-best such mark of the year among American Leaguers with at least 20 homers...BOS went 26-11 (.703) when he drove in a run.

Voted by the fans as AL starter at DH in the All-Star Game, 7/10 in KC...Went 1-for-2, playing the first 6 innings.

His 1.013 OPS at the break was a career 1st-half best...His .607 SLG was 2nd-best before the break (.609 in 2006) and his 22 homers were his most at the break since 2006 (31)...Was tied for the AL lead with 47 extra-base hits in the 1st half, his most since 2004 (56).

Batted .317 (63-for-199) with a .613 SLG vs. RHP and hit .320 (40-for-125) with a .608 SLG vs. LHP...Was the only major leaguer with a SLG of at least .600 against both LHP and RHP (min. 125 PA vs. each), and the 1st left-handed hitter to do that since he and CLE's Travis Hafner in 2006.

Led MLB with a .706 SLG and a 1.169 OPS at home (min. 150 PA), both of which were the best marks in a season at Fenway Park since 1979 (min. 150 PA).

Led the AL in AVG (.381), OBP (.441), and SLG (.821) when leading off an inning...Topped the majors with a 1.262 OPS in that situation, best by a Red Sox since Cecil Cooper in 1975 (1.300).

Hit 3 homers in 7 games at 1B...Had 52.0 innings in the field, his most since 2006 (68.0).

Hit his 400th career homer on 7/4 at OAK off A.J. Griffin, becoming the 49th player ever to reach the mark and the 8th active major leaguer to do it (Adam Dunn followed on 8/18)...Was the 6th player to hit his 400th homer as a Red Sox, 1st since Manny Ramirez on 5/15/05 at SEA.

Matched single-game career high for the 38th and 39th times with 2 homers on 4/30 vs. OAK and 6/25 vs. TOR...4/30 was 1st career multi-homer game with both shots coming off LHP (Tommy Milone).

Hit his 11th career grand slam on 6/20 vs. MIA...Was his 10th as a member of the Red Sox, moving past Rico Petrocelli (9) and into 2nd place on the club's all-time list after Ted Williams (17).

Hit safely in a season-long 12 straight games to end his season (.436, 17-for-39, 2 HR, 6 RBI, 13 BB).

Did not draw a walk in his return from the DL on 8/24, snapping a club-record 10-game streak with both a hit and a walk from 7/3-16...Matched the longest such streak in the live ball era (since 1920), according to Elias (also Jimmie Foxx in 1932, Eddie Stanky in 1948 and 1950, Bobby Murcer in 1975, and Victor Martinez in 2006).

Set career bests for April in hits (34) and AVG (.405), the 1st Red Sox qualifier to bat .400 in April since Manny Ramirez in 2001 (.408).

Hit safely in 7 consecutive PA for the 3rd time in his career from 4/14 (4 H) to 4/15 (3 H) vs. TB (last 9/29-27/07).

Reached base 5 times on both 4/21 vs. NYY (4-for-4, R, 2B, RBI, BB) and 5/7 at KC (3-for-4, 3 R, HR, RBI, 2 IBB)...The only other AL player to reach at least 5 times in a game twice in 2012 without the benefit of extra innings was NYY's Robinson Cano (twice).

Led the team with 9 homers in June, tied 4th in the majors and his most in a June since 2004 (10)...Tied for the ML lead with 8 HR in a 15-game stretch from 6/10-27...Homered in 3 straight contests from 6/17-20 for the 1st time since 9/23-25/09.

Led AL qualifiers with a .395 AVG a .547 OBP in July (min. 50 PA)...Drew the 1,000th walk of his career on 7/4, the

David Ortiz, Continued

same day he hit his 400th career home run.

🔴 Re-signed by the Red Sox as a free agent on 11/4.

2011: Won 6th Edgar Martinez Outstanding Designated Hitter Award and 5th Silver Slugger at DH...Selected an All-Star for 7th time and received the national Roberto Clemente Award.

🔴 Received 73 1st-place votes out of 84 ballots cast to garner the Edgar Martinez Outstanding DH Award...Was his 6th award, passing Martinez (1995, 1997-98, 2000-01) for most Outstanding DH honors since it started in 1973.

🔴 With 5th Silver Slugger Award at DH, moved past Edgar Martinez and Paul Molitor for the most ever at the position...Also named the DH on The Sporting News's AL All-Star squad after the season.

🔴 Recognized for positive contributions on and off the field with the prestigious Roberto Clemente Award, presented in an on-field ceremony prior to Game 2 of the World Series in STL...Also received the Tim Wakefield Community Service Award from the Boston Chapter of the BBWAA.

🔴 162 hits, 70 XBH, 40 doubles, .309 AVG, .398 OBP, .554 SLG, and .953 OPS were all his best marks since 2007.

🔴 Finished among AL leaders in AVG (6th, .309), SLG (4th, .554), OBP (4th, .398), OPS (4th, .953), multi-hit games (9th, 51), extra-base hits (T-9th, 70), walks (T-9th, 78), intentional walks (8th, 12), home AVG (4th, .342), and AVG vs. LHP (8th, .329).

🔴 Among DH's with 100 AB, finished 1st in homers (28), RBI (94), runs (82), walks (76), total bases (287) and SLG pct. (.561) at the position...Tied for 1st among that group in doubles (40), 2nd in OBP (.403), and 3rd in hits (161) and AVG (.314).

🔴 29 home runs were 2nd-most on the team (Jacoby Ellsbury, 32) and tied for 13th in the AL...Marked 8th season with at least 25 homers, all with BOS...Passed Jim Rice (7 seasons) for the 2nd-most 25-homer campaigns ever for a Red Sox batter behind only Ted Williams (14).

🔴 Voted by the fans as the AL's starter at DH for the All-Star Game on 7/12 in ARI (went 0-for-2 in the game)...Marked 7th All-Star selection, 5th nod as a starter...Received 6,324,793 votes, 4th-most in the majors...Also served as captain of the victorious AL squad for the Home Run Derby, his 5th career Derby.

🔴 Homered in each of the Sox' first 2 games, 4/1-2 at TEX, the 1st time he has ever gone deep in his 1st 2 games of any season.

🔴 With 3 RBI on 4/2 vs. TEX, reached 1,004 as a DH...Moved past Edgar Martinez (1,003) for most RBI ever at DH.

🔴 Recorded 38 hits in May, tying his career high for a single month (also June 2004)...Tied for 2nd most in the AL with Jacoby Ellsbury, behind only Adrian Gonzalez (42)...Also T-2nd in the AL with 10 homers in May.

🔴 Knocked 300th home run as a Red Sox on 5/21 vs. CHC...Became the 5th player ever to reach that mark with BOS, also Ted Williams (521), Carl Yastrzemski (452), Jim Rice (382) and Dwight Evans (379).

🔴 Drove in the game-winning run with a pinch-hit homer off Jose Valverde in the 9th on 5/29 at DET (GM 1)...Was his 4th PH homer, 1st since 4/27/03 at LAA, his 1st long ball as a Red Sox.

🔴 Named AL Player of the Week for 5/30-6/5, his 5th career weekly honor, 1st since 2007...Tied for the AL lead with 4 doubles, 6 extra-base hits, and 22 total bases, and was 2nd with 12 hits (tied), a .545 AVG, SLG, and .583 OBP.

🔴 Ejected by home-plate umpire Mike Estabrook in the bottom of the 8th inning on 7/8 vs. BAL after a benches-clearing incident...Received a 3-game suspension for his actions in that game which was served over a 3-game series in BAL, 7/18-20.

🔴 Hit .304 (92-for-303) before the All-Star Game, batting over .300 at the break for the 1st time since 2007 (.314)...19 homers at the break were most since 31 in 2006.

🔴 Set a career single-game mark with 3 doubles on 7/26.

🔴 Hit 10th career grand slam 7/27 vs. KC off Bruce Chen, his 9th with BOS...Was his 9th slam at Fenway, extending his lead all-time at the ballpark.

🔴 With his grand slam on 7/27, became the 6th player to reach 1,000 RBI as a Red Sox, joining Carl Yastrzemski (1,844), Ted Williams (1,839), Jim Rice (1,451), Dwight Evans (1,346), and Bobby Doerr (1,247).

🔴 Ranked 2nd in MLB in August with a .411 AVG (30-for-73) behind CLE's Jack Hannahan (.420)...Was his 2nd-highest AVG in a month (min. 5 G) after July 2000 (.421).

🔴 Tallied season-long 15-game hit streak from 8/7-9/1 (.500, 28-for-56, 7 2B, 7 HR, 16 RBI, 13 R, 9 BB)...Was his longest streak since a 19-gamer in 2002.

🔴 Missed 9 games from 8/16-23 with right heel bursitis...Hit .339 (41-for-121) with 10 doubles, 5 homers, 17 RBI, 20 runs, and 20 walks in 33 games after returning to lineup on 8/24 at TEX.

PLAYERS WHO HIT 400TH ML HOME RUN AS A RED SOX

PLAYER	GAME
David Ortiz	7/4/2012 at OAK
Manny Ramirez	5/15/2005 at SEA
Andre Dawson	4/15/1993 vs. CLE
Carl Yastrzemski	7/24/1979 vs. OAK
Ted Williams	7/17/1956 vs. KCA (G2)
Jimmie Fox	6/27/1938 at CLE

David Ortiz



David Ortiz, Continued

👉 Re-Signed by the Red Sox as a free agent on 12/8 (accepted arbitration).

2010: Tied 6th career 30-homer, 100-RBI campaign and named to 6th American League All-Star team.

👉 Led the Sox with 32 homers, 102 RBI (tied with Adrian Beltre) and 82 walks, his best marks in each category since 2007 (35 HR, 117 RBI, 111 BB).

👉 Ranked among AL leaders in homers (T-5th, 32), RBI (T-10th, 102), walks (9th, 82), intentional walks (T-2nd, 14), extra-base hits (T-9th, 69), SLG (8th, .529), OPS (8th, .899), AB/HR (T-4th, 16.2), and AB/RBI (5th, 5.1)... Tied TEX's Josh Hamilton for the most homers by a left-handed AL hitter.

👉 Marked 6th career, 30-homer season, all with the Sox, tying Manny Ramirez for 2nd in club history after Ted Williams (8)...Also 6th triple-digit RBI season, tied for 3rd most in club history behind Williams (9) and Jim Rice (8).

👉 5th year with at least 30 homers as a DH, extending his all-time record, and 5th campaign with 100+ RBI as a DH, tying Edgar Martinez for the all-time mark...Last RBI of the season, an RBI single in the 4th inning on 9/29 at CWS, was the 1,000th of his career as a DH.

👉 Hit just 1 HR with 4 RBI in April but cracked 31 beginning 5/1, tied for 3rd in AL in that time...Starting in May, also ranked among AL leaders in RBI (7th, 98), walks (7th, 75), extra-base hits (T-4th, 63), and SLG (4th, .558).

👉 Matched career high with 2 homers on 5/1 at BAL, 5/14 at DET, and 7/26 at LAA.

👉 Named AL Player of the Month for May after tying for 2nd in MLB with 10 homers, his largest total in any month since August 2006 (10)...Also finished among May AL leaders in SLG (1st, .788), OPS (1st, 1.211), RBI (T-2nd, 27), AVG (4th, .363), and total bases (T-5th, 63)...Marked his 4th monthly honor (also September 2005, July 2006, and September 2007)...Jon Lester won Pitcher of the Month, the 1st pair of teammates to capture both awards in the same month since June 2006 (MIN's Joe Mauer and Johan Santana) and the 3rd pair of Red Sox teammates ever to do so, along with Dwight Evans and Mark Clear in May 1981, and Nomar Garciaparra and Pedro Martinez in May 1999.

👉 Led the majors with 21 walks in June...Ranked among June AL leaders in extra-base hits (T-6th, 13), runs (7th, 20), homers (T-7th, 6), and RBI (T-8th, 22).

👉 Elected by Player Ballot to his 6th career All-Star Game, 3rd as a DH...Pinch-hit in the 6th and finished 1-for-2 with a single in the 7/13 exhibition at Angel Stadium.

👉 Won the Home Run Derby on 7/12 at ANA with 32 long balls over the competition's 3 rounds, including an 11-homer total to defeat FLA's Hanley Ramirez in the final round...Became the 1st Red Sox player to win the Home Run Derby, and at 34 years and 236 days old was the oldest Derby winner since the event became a 3-round competition in 1996, passing Luis Gonzalez (33 years, 309 days in 2001).

👉 Ranked among AL July leaders in overall walks (T-4th, 19), RBI (T-8th, 18), and HR (T-11th, 5)...Tied a career high with 3 IBB on 7/6 at TB (also 7/7/07 at DET) and received 6 IBB in the month (4th in MLB).

👉 Collected a pair of double-digit hit streaks (13 games from 7/22-8/4 and 11 games from 8/8-20) for the 1st time in a single season since 2005.

👉 Hit 9th career grand slam on 7/30 vs. DET, 8th with BOS and 8th at Fenway (1 with MIN)...Became all-time grand slams leader at Fenway Park, passing Jim Rice and Ted Williams (both 7).

👉 Hit a walk-off, 3-run double on 7/31 vs. DET, his 18th career walk-off hit.

👉 Drove in 20 runs in 21 games from 9/5-29 and tied for 4th in the AL with 23 total RBI in September...Recorded multiple hits in 6 of his last 10 games beginning 9/22 (.429, 15-for-35, 2 HR, 10 RBI, 6 BB)...Raised his season average from .259 to .270.

2009: Set all-time mark for homers by a DH, ending the season with 274 at the position.

👉 The Red Sox posted a 23-4 record when he went deep.

👉 Placed 4th in the AL with 43, 2-out RBI behind NYY's Mark Teixeira (46), LAA's Kendrys Morales (45), and teammate Kevin Youkilis (44).

👉 Tied for 7th in the AL with 27 multi-RBI tilts, including a season-high 4 twice (7/8 vs. OAK and 9/23 at KC).

👉 Saw most action from the No. 5 spot in the lineup, batting .275 (56-for-204) with 16 homers and 43 RBI in 56 games (55 starts)...Also started in the No. 3 (40), No. 4 (23), No. 6 (24), and No. 7 (2) spots...Batted 6th on 5/26 at MIN, marking his 1st start in any spot other than 3rd since 5/13/05 at SEA (4th) and 1st in the 6-hole since 5/11/04 vs. CLE.

👉 Hit just .218 (84-for-386) in his 1st 106 games 4/7-8/13 but batted .290 (45-for-155) over his final 44 contests.

👉 Drew at least 1 walk in 10 straight games from 4/30-5/19, the longest streak by a Sox hitter since he did it over 11 contests from 9/2-9/13/05.

👉 Did not hit 1st home run until 5/20 vs. TOR, his 1st roundtripper since 9/22/08...Ended a career-high span of 149 AB without a homer...Tied with MIN's Michael Cuddyer, TOR's Adam Lind and NYY's Mark Teixeira for the AL lead

MOST 25-HR SEASONS IN RED SOX HISTORY

RK	PLAYER	SEASONS
1.	Ted Williams	14
2.	David Ortiz	9
3.	Jim Rice	7
4.	Manny Ramirez	6
	Mo Vaughn	6

David Ortiz, Continued

with 28 homers from 5/20 through the end of the regular season.

- ☛ Led the AL with 27 homers beginning 6/6 and tied LAA's Bobby Abreu and NYY's Alex Rodriguez for the league lead with 78 RBI in that time.

- ☛ Was 3rd in the AL with a .653 SLG in June (.320, 24-for-75, 7 HR, 18 RBI)... Finished 2nd in the league with 24 RBI in July.

- ☛ Collected 1,000th career RBI with a 3-run homer, 6/24 at WSH.

- ☛ Knocked 300th career home run off Luke Hochevar on 7/9 vs. KC... Became 8th player to hit his 300th HR for BOS and 4th to do so at Fenway Park, joining Ted Williams (1951), Dwight Evans (1987) and Manny Ramirez (2002).

- ☛ Notched 1,000th hit as a member of the Red Sox with a home run on 7/11 vs. KC... Became 30th player in club history to reach that mark and the 1st to homer for No. 1,000 since Carlton Fisk on 6/1/80 vs. MIL.

- ☛ Hit 10th career walk-off homer with his 2nd shot of the game on 8/26 off CWS's Tony Pena to give BOS a 3-2 victory... Was his 9th as a member of the Red Sox, passing Jimmie Foxx (8) for most in club history.

- ☛ Belted 270th career home run as a DH off Jose Arredondo on 9/15 vs. LAA, passing Frank Thomas (269) for the all-time lead in that category.

POSTSEASON: Started as the DH in all 3 of the Sox ALDS losses to the Angels.

2008: Appeared in just 109 games due to injuries, starting 108 as the DH... Finished 2nd on the club with 23 homers, 89 RBI, and 70 walks.

- ☛ Did not appear in a game defensively for the 1st time in his career.

- ☛ Homered twice in a game on 3 occasions: 5/18 vs. MIL, 8/12 vs. TEX (both in 1st inning), and 9/17 at TB.

- ☛ Homered once in first 16 games through 4/17... Went deep just once in a 27-game span from 8/16-9/14, including a 19-game drought from 8/16-9/6, matching his then-longest with BOS... Had 5 homers in final 10 games.

- ☛ Hit .336 (43-for-128) with RISP (13th in AL) and .346 (18-for-52) with 2 outs and RISP (10th in AL).

- ☛ Finished tied for 5th in the AL with 12 intentional walks.

- ☛ Collected 22 of 89 RBI against the Rangers, tied for the most ever in a single season for a Red Sox player vs. TEX (also Tony Conigliaro in 1970)... Had games of 6 (8/12) and 5 (4/18) RBI against TEX.

- ☛ Was just 3-for-43 (.070) in his first 12 games through 4/12, the lowest mark among ML qualifiers at that point... Hit .299 (50-for-167) over his next 42 games and was at .252 when disabled on 6/1... After return on 7/25, batted .277 (57-for-206) with 10 homers and 46 RBI in final 55 games.

- ☛ Missed time in April and May with a sore right knee.

- ☛ Connected for 8th career grand slam, 4/18 vs. TEX off Luis Mendoza... Drove in 15 runs over 7 games, 4/18-24.

- ☛ Had the Red Sox' only hit, a 7th-inning single, on 5/24 at OAK, breaking up Justin Duchscherer's no-hit bid.

- ☛ Sustained a partially torn tendon sheath in his left wrist on a swing in the 9th inning on 5/31 at BAL... Put on the 15-day DL on 6/3 (retro to 6/1) and missed a total of 45 games before being activated on 7/25 after rehab stints with Triple-A Pawtucket and Double-A Portland... Did not need surgery to repair the injury.

- ☛ Elected to start All-Star Game for 4th consecutive year but replaced due to injury... Marked 5th straight selection.

- ☛ Knocked 2 homers and collected 6 RBI in a 10-run Red Sox 1st inning on 8/12 vs. TEX... Was the 54th time in ML history that a player hit 2 HR in an inning, and the 4th Red Sox to do it along with Nomar Garciaparra (3rd inning, 7/23/02-G1 vs. TB), Ellis Burks (4th, 8/27/90 at CLE), and Bill Regan (4th, 6/16/1928 at CHI)... The 6 RBI tied a then-AL record for a single inning (since passed by NYY's Alex Rodriguez with 7 in the 6th inning on 10/4/09 at TB)... Marked the 3rd time that a Red Sox player recorded 6 RBI in an inning, previously done by Carlos Quintana (3rd, 7/30/91 vs. TEX) and Tom McBride (4th, 8/4/45-G2 at WSH).

- ☛ Tied for 3rd in the AL with 23 RBI in September.

POSTSEASON: Batted .186 (8-for-43) with 1 homer and 5 RBI over all 11 of the Sox' postseason games... Reached base safely in all 4 ALDS games against LAA, with hits in 3 of those contests... Went 0-for-3 in Game 3, but walked 3 times... Notched 4 hits in the ALCS against TB... Tripled in the 7th inning of Game 4 to end an 0-for-14 slide in the postseason... Belted a 3-run homer off Grant Balfour in the 7th inning of Game 5, making the score 7-4 in favor



David Ortiz



David Ortiz, Continued

of the Rays, a game the Red Sox would come back to win, 8-7, on J.D. Drew's 9th-inning walk-off single...Ended a 15-game homerless drought in the playoffs after going 61 AB since his 6th-inning solo shot in Game 4 of the 2007 ALCS at CLE.

2007: Led big leagues with a .445 OBP and topped AL with 88 extra-base hits and 111 walks.

Also ranked among AL leaders in doubles (2nd, 52), OPS (2nd, 1.066), homers (T-3rd, 35), total bases (3rd, 341), SLG (3rd, .621), AVG (5th, .332), AB/HR (5th, 15.7), intentional walks (T-5th, 12), runs (6th, 116), and RBI (6th, 117).

Placed 4th in the AL in both AVG vs. RHP at .343 (126-for-367) and AVG in home games at .365 (100-for-274)...Led the circuit in OBP (.470) and SLG (.700) vs. RHP.

Won his 4th straight Silver Slugger Award at DH...Set career highs for AVG, doubles, and OBP.

His .332 AVG was the highest by a Red Sox left-handed batter since Mo Vaughn (.337) in 1998...88 extra-base hits tied for the 3rd most in Red Sox history with his 2005 mark, and 52 doubles were 4th on the all-time single-season list (now 5th, passed by Dustin Pedroia's 54 in 2008).

Batted a career-best .362 (54-for-149) with RISP, the 6th-highest mark in the AL.

Led AL in walks for the 2nd consecutive year, the 1st Red Sox to do that since Ted Williams in 4 straight seasons from 1946-49.

Joined Adam Dunn as the only players with 100 runs, RBI, and walks in 2007...Accomplished that feat for 3rd year in a row, the longest streak by a Sox player since 6 for Ted Williams (1941-42, 1946-49).

Batted .338 (177-523) in 140 games as the DH...Set ML single-season records with 51 doubles and 85 extra-base hits as a DH...Topped 2007 DH's in AVG, OBP (.451), SLG (.629), runs (111), hits (177), RBI (113), and walks (106), and was 2nd in homers (33), 2 behind Jim Thome.

Ejected by home-plate umpire Tony Randazzo on 6/15 vs. SF.

Voted by fans to start his 3rd straight All-Star Game, 2nd at 1B...Only other Red Sox with 2 ASG starts at 1B was Jimmie Foxx (1938, 1940)...Went 0-for-2 in 7/10 game at SF.

Posted the AL's best OPS (1.153) after the All-Star break.

Named AL Player of the Month for September, his 3rd monthly honor...Batted .396 (36-for-91) with 9 homers and 27 RBI in 26 games during the month, and led the AL with an .824 SLG.

Had 9 consecutive hits, 3 shy of a ML and team record, and reached base in 11 straight PA, 9/26-29.

Underwent arthroscopic surgery on 11/6 to correct a cartilage problem in his right knee.

POSTSEASON: Batted .370 (17-for-46) with 3 homers, 10 RBI, and 14 walks while hitting safely in 12 of BOS's 14 postseason games...Hit safely in 1st 9 games at .462 (12-for-26) before going 5-for-20 (.250) in final 5 contests...Went 5-for-7 (.714) with 6 walks in the 3-game sweep of LAA in the ALDS...Had the highest AVG, OBP (.846), and SLG (1.571) ever in a Division Series (minimum 10 PA) with the most walks ever in a 3-game DS as well as the most homers (tied, 2) in an ALDS of 3 games...Tied the DS record with 4 walks and 2 IBB in Game 2...Homered in Games 1 and 3...Hit .292 (7-for-24) with 3 RBI and 6 walks in the 7-game ALCS against CLE...Homered in Game 4 at Jacobs Field...Extended his overall postseason hitting streak to 14 games, tied for the 7th-longest all-time, before going 0-for-5 in Game 7 at Fenway Park...Had a .333 AVG (5-for-15) with 4 RBI in the 4-game World Series sweep of COL...After starting first 12 games of postseason as the DH, played 1B in the final 2 World Series contests at Coors Field...Was 3-for-5 with 2 doubles and 2 RBI in Game 1 victory at Fenway Park.

2006: Topped AL and ranked 2nd in the majors with a club-record 54 homers and 137 RBI.

Only PHI's Ryan Howard had more homers (58) and RBI (149)...STL's Albert Pujols also drove in 137 runs...Knocked 32 road homers, tied for AL single-season mark with Babe Ruth (1927).

Also led the AL with 355 total bases, 119 walks, and 10.33 AB/HR while ranking among the league leaders in in-

DAVID ORTIZ'S 19 CAREER WALK-OFF HITS WITH THE RED SOX

DATE	INNING	OPPONENT	PITCHER	TYPE OF HIT
6/6/13	9	Texas	Kirkman	Home Run
7/31/10	9	Detroit	Coke	Double
8/26/09	9	CHI White Sox	Pena	Home Run
9/12/07	9	Tampa Bay	Reyes	Home Run
7/31/06	9	Cleveland	Carmona	Home Run
7/29/06	11	LA Angels	Romero	Single
6/26/06	12	Philadelphia	Condrey	Single
6/24/06	10	Philadelphia	Gordon	Home Run
6/11/06 (1)	9	Texas	Otsuka	Home Run
9/29/05	9	Toronto	Batista	Single
9/6/05	9	LA Angels	Shields	Home Run
6/2/05	9	Baltimore	Ryan	Home Run
10/18/04 (ALCS 5)	14	NY Yankees	Loaiza	Single
10/17/04 (ALCS 4)	12	NY Yankees	Quantrill	Home Run
10/8/04 (ALDS 3)	10	LA Angels	Washburn	Home Run
6/11/04	9	LA Dodgers	Martin	Single
4/11/04	12	Toronto	A. Lopez	Home Run
9/23/03	10	Baltimore	Ainsworth	Home Run
7/26/03	9	NY Yankees	Benitez	Single

David Ortiz, Continued

tentional walks (2nd, 23), extra-base hits (2nd, 85), SLG (2nd, .636), runs (T-3rd, 115), OPS (5th, 1.049), and OBP (7th, .413).

🔴 Was 1st player to lead his league in homers, RBI, and walks in same season since PHI's Mike Schmidt in 1981...Became 1st AL player to do it since WSH's Frank Howard in 1970 and 1st Red Sox since Ted Williams in 1949.

🔴 Received 3rd straight Silver Slugger at DH...As a DH, batted .282 (146-for-518) with 47 homers and 123 RBI in 138 games...Set a big league record for DH homers...Received 115 walks, tied for 2nd most ever by a DH (Edgar Martinez, 122 in 1996 and 115 in 1997).

🔴 Had 5 walk-off hits, including 3 home runs, all in a 51-day span from 6/11-7/31...Was 1st major leaguer with 3 walk-off HR in a season since SF's Barry Bonds in 2003 and was 1 shy of the all-time single-season record.

🔴 Tallied walk-off, game-winning hits in consecutive games, 6/24 & 26 vs. PHI, and 2 in span of 3 contests, 7/29-31.

🔴 Led the majors with 40 go-ahead RBI, 2nd most for a Red Sox player since at least 1974 (Jim Rice, 44 in 1978)...Tied for 2nd in AL with 18 game-winning RBI.

🔴 Set a club record for home runs in April with 10.

🔴 Became the 6th Red Sox ever to start an All-Star Game at 1B, going 0-for-2 on 7/11 at PIT.

🔴 Named AL Player of the Month for July, his 2nd career honor...Batted .339 (37-for-109) while leading MLB with 14 homers, 35 RBI, 87 total bases, and 21 extra-base hits (tied)...Tied club record for homers in any month (Jackie Jensen, 14 in June 1958).

🔴 Collected 8 home runs in an 8-game span, 7/1-8, just the 2nd Red Sox to accomplish the feat (also George Scott, 6/14-22/77).

🔴 Shared AL Player of the Week honors for 7/31-8/6 with CLE's Travis Hafner...Hit .370 (10-for-27) with 5 HR and 8 RBI over 7 games in that span.

🔴 Experienced palpitations prior to 8/28 game at OAK and returned to Boston where tests were performed at Massachusetts General Hospital...All tests turned out normal except for changes commonly found in well-trained athletes...Returned on 9/5 after missing 8 games.

🔴 Hit .150 (3-for-20) in 7 games for the Dominican Republic in the inaugural World Baseball Classic prior to the season...All 3 hits were homers, 3/7 at Venezuela (2) and 3/13 at Cuba.

2005: Topped majors with 148 RBI...Led AL with 88 extra-base hits and finished among league leaders in homers (2nd, 47), walks (2nd, 102), SLG (2nd, .604), OPS (3rd, 1.001), runs (3rd, 119), total bases (3rd, 363), OBP (4th, 3.97), intentional walks (T-7th, 9), and doubles (T-8th, 40).

🔴 Won Players Choice Award as AL's Most Outstanding Player, was AL Hank Aaron Award recipient and named to the AL Silver Slugger at DH for 2nd straight year.

🔴 Finished 2nd in the AL MVP voting, receiving 307 points behind NYY's Alex Rodriguez's 331 points.

🔴 His 148 RBI marks the 4th-highest, single-season total in club history and most since 1949 (Vern Stephens and Ted Williams, 159 each)...Was the 1st Red Sox to lead the majors in RBI since Tony Armas (123) in 1984.

🔴 Also collected an AL-best 34 go-ahead RBI and 21 game-winning RBI.

🔴 Of 47 homers, 19 either tied the game or gave BOS the lead...Had 27 road homers, breaking Ted Williams' then-club record of 26 in 1957 (Ortiz

ALL-TIME AMERICAN LEAGUE SINGLE-SEASON HOME RUNS ON THE ROAD

RK	PLAYER	TEAM	YEAR	HR
1.	David Ortiz	BOS	2006	32
	Babe Ruth	NYG	1927	32
3.	Brady Anderson	BAL	1996	31
	Roger Maris	NYG	1961	31
5.	Jim Gentile	BAL	1961	30
	Mickey Mantle	NYG	1961	30

David
Ortiz



David Ortiz, Continued

passed with 32 in 2006)...Rate of 12.8 AB/HR was 3rd in AL.

👉 Homered twice in a game 9 times, 2nd-most in a single season in Sox history to Jimmie Foxx's 10 in 1938.

👉 Combined with Manny Ramirez to hit 92 homers, most ever for a duo in Sox history...The pair also combined to drive in 292 runs, 2nd-most ever for a BOS duo behind 318 for Vern Stephens and Ted Williams in 1949.

👉 Hit .297 (166-for-558) with 43 homers and 141 RBI in 148 games at DH...RBI total was 2nd-most ever for a DH, 2 behind Edgar Martinez's 2000 figure.

👉 Was top All-Star vote-getter, elected as AL's DH with 4,138,141 votes...Went 2-for-3 in the 7/12 game at DET.

👉 Named AL Player of the Month for September, setting a club record for homers in that month at 11...Marked 1st career monthly award...Shared AL Player of the Week honors with NYY's Robinson Cano, 9/12-18 (.385, 10-for-26, 5 HR, 9 RBI).

POSTSEASON: Hit .333 (4-for-12) in 3 games against CWS in ALDS...Homered in Game 3 off Freddy Garcia.

2004: Selected to 1st career All-Star team...Led the American League with 91 extra-base hits, 1 shy of the club record set by Jimmie Foxx in 1938.

👉 Ranked 2nd in the AL with 139 RBI, 351 total bases, a .603 SLG, 41 homers (tied), and 33 go-ahead RBI (tied), and placed 3rd with 47 doubles and 14.2 AB/HR...Had AL's 4th-highest AVG with RISP (.350) and 4th-best overall OPS (.983).

👉 Hit .301 and teamed with Manny Ramirez to join NYY's Lou Gehrig and Babe Ruth (1927, 1930, 1931) as only AL teammates with a .300 AVG, 40 homers, and 100 RBI in a single season.

👉 Won 1st career Silver Slugger, named to the team as AL's DH...Started 111 games at DH and 32 at 1B.

👉 Homered against 18 of the Sox' 19 opponents (all but SD)...Blasted 100th career homer, 5/28 vs. SEA.

👉 Tabbed AL Player of the Week for 6/21-27 (.440, 11-for-25, 4 HR, 9 RBI).

👉 Named as a reserve on the AL All-Star squad and homered in 1st official AB in 6th inning off Carl Pavano...Also walked twice in the 7/13 contest at HOU.

POSTSEASON: Batted .400 (22-for-55) with 5 homers and 19 RBI in 14 games during the Red Sox World Championship run...RBI total tied Sandy Alomar, Jr. in 1997 and Scott Spiezio in 2002 for most ever in a single postseason (since passed by David Freese's 21 in 2011)...Had 3 walk-off hits, most ever for a player in a single postseason and 1 more than postseason career-best for any other individual...Was 6-for-11 (.545) with 4 RBI in ALDS vs. ANA, ending the series with a 2-run, walk-off, 10th-inning homer off Jarrod Washburn in Game 3 on 10/8 at Fenway Park...Named the MVP of the ALCS with a .387 AVG (12-for-31), 3 homers, and 11 RBI in 7 games versus NYY...Won Games 4 and 5 with walk-off hits – a 12th-inning homer off Paul Quantrill in Game 4 on 10/17 and a 14th-inning single off Esteban Loaiza the following night...Also homered off Tom Gordon in Game 5 and Kevin Brown in Game 7...Hit .308 (4-for-13) with a homer and 4 RBI in 4-game sweep of STL in the World Series...Became 28th player to homer in 1st World Series AB with a 3-run blast off Woody Williams in 1st inning on 10/23, joining Jose Santiago in 1967 as the 2nd Red Sox player to accomplish that feat (later also accomplished by Dustin Pedroia and Bobby Kiehl in 2007).

2003: In 1st season with Red Sox ranked 3rd in the AL with a .592 SLG and 16 game-winning RBI, 5th with a .961 OPS, and placed 10th with 39 doubles.

👉 Ranked 2nd in homers as a DH with 27 while batting .310 (86-for-277) in 74 games at the position...Started 73 games at DH and 44 at 1B.

👉 Drove in a run every 4.4 AB, 2nd in the AL, and homered every 14.5 AB, 5th best in the league.

👉 Knocked 1st homer with the Red Sox on 4/27/03 at ANA, a pinch-hit, go-ahead solo shot in the 14th inning off Mickey Callaway...Jason Varitek followed with a solo homer in the Sox 6-4 win.

👉 Appeared in 31 of BOS' first 54 games through the end of May with a .272 AVG (28-for-103), 2 HR, and 19 RBI before moving into starting lineup on regular basis with trade of Shea Hillenbrand to ARI...Hit .293 (101-for-345) with 29 homers and 82 RBI in 97 games the rest of the year.

POSTSEASON: Had a .191 AVG (9-for-47) with 2 homers and 8 RBI in 12 games during the playoffs...Was hitless in 1st 16 AB and went just 2-for-21 in ALDS vs. OAK before hitting .269 (7-for-26) in ALCS against NYY...Both homers came in ALCS, Game 1 off Mike Mussina and Game 7 off David Wells.

2002: Ranked 3rd on the Twins with 20 homers and 75 RBI in final season with club.

👉 Started 95 games as the DH and 13 at 1B.

👉 On the disabled list, 4/19-5/13, after having surgery to remove bone chips from his left knee.

👉 Hit safely in a single-season career-high 19 straight games from 7/17-8/6 (.419, 31-for-74, 5 2B, 7 HR, 18 RBI, 17 R, 10 BB)...Scored a run in a career-best 11 consecutive contests, 7/17-28.

👉 Led Dominican Republic to the Caribbean World Series championship and was named series MVP after batting .480 with 2 homers and 11 RBI...Hit .351 with 4 homers and 23 RBI for Escogido in the DR's regular winter season.

POSTSEASON: Batted .276 (8-for-29) with 4 RBI in 9 postseason games, including 7 starts at DH over the ALDS vs. OAK and ALCS vs. ANA.

David Ortiz, Continued

2001: Limited to just 89 games due to injury but finished 3rd on the Twins with 18 homers in just 303 AB (16.8 AB/HR).

Started 78 games at DH and 7 at 1B.

Was disabled after undergoing right wrist surgery on 5/17 and was not activated until 7/21...Appeared in 14 games with 3 minor league clubs on rehab assignment from 7/5-20.

Homered in a career-high 4 straight contests, 8/9-12...Went deep in 3 straight games, 9/2-5, including 1st career 2-homer contest, 9/5 at TEX.



David Ortiz

2000: Placed 2nd on Twins in doubles (36), 3rd in walks (57), 4th in HR (10), and 5th in RBI (63).

Started 87 games as DH and 25 at 1B.

Hit .423 (33-for-78) against lefties.

Set a career high with his first 4-hit game on 7/19 vs. CWS.

1999: Spent most of season at Triple-A Salt Lake, leading the Pacific Coast League with 110 RBI and tying for 1st with 68 extra-base hits.

Tied for 2nd in the PCL with 79 walks, ranked 3rd with 291 total bases and a .491 OBP, was 4th with a .590 SLG, and tied for 4th with 35 doubles and 30 homers.

Selected to both *Baseball America's* Triple-A and PCL All-Star Teams.

Promoted to Minnesota on 9/13 and went 0-for-20 in 10 games.

1998: Started 68 games at 1B and 10 as the DH in 1st full big league season.

Was among AL rookie leaders in walks (2nd, 39), doubles (T-5th, 20), RBI (T-5th, 46), and extra-base hits (T-6th, 29).

Disabled from 5/10-7/9 after fracturing the hamate bone in his right wrist...Had 11-game rehab stint at Triple-A Salt Lake.

1997: Won the Sherry Robertson Award as Twins Minor League Player of the Year, batting .317 with 30 HR and 130 RBI in 140 games with 3 clubs...Made ML debut as a September call-up.

Advanced from Single-A to the majors in 1st season in the Twins organization...Led all Twins farmhands in hits (187), doubles (41), total bases (328), and RBI and tied for 1st in homers.

Opened season with 11-game hitting streak at High-A Fort Myers and was the organization's April Player of the Month with .319 AVG, 5 homers, and 25 RBI.

Promoted to Double-A New Britain 6/7 and drove in 56 runs in 69 games...Moved to Triple-A Salt Lake 8/21.

Joined the Twins on 9/2 and debuted as PH that night at Wrigley Field...Doubled off CHC's Mark Pisciotta the following day for 1st ML hit.

Clubbed 1st ML homer off Julio Santana on 9/14 at TEX.

1996: In final season with SEA organization, ranked 2nd in the Midwest League with 156 hits and 248 total bases at Single-A Wisconsin.

Also among league leaders in hits (3rd, 156), AVG (4th, .322), RBI (4th, 93), and doubles (T-4th, 34).

Played in the MWL All-Star Game...Rated as the Midwest League's most exciting player and best defensive 1B by *Baseball America*.

1995: Selected as team MVP for Rookie-level Arizona Mariners...Led Arizona League in doubles (18), extra-base hits (26), total bases (99), and RBI (tied, 37).

Was 2nd in the AZL in SLG (.538), 3rd in hits (61), 4th in AVG (.332), and 5th in OBP (.403).

Named to AZL All-Star Team...Led league 1B with a .989 fielding percentage and 27 assists.

1994: Topped Arizona League 1B in games (44), total chances (393), and putouts (372)...Tied for 2nd in the AZL with 10 doubles.

1993: Made pro debut with SEA's club in the Dominican Summer League.

David Ortiz, Continued

Personal

- 🔴 Married to the former Tiffany Brick...The couple has 2 daughters, Jessica (10/23/96) and Alexandra (3/22/01), and a son, D'Angelo (7/10/04).
- 🔴 Graduated from Estudia Espillat High School in the Dominican Republic, where he played baseball and basketball.
- 🔴 Splits the off-season between the Dominican Republic and Massachusetts.
- 🔴 Batting cages at the Red Sox Dominican Academy were dedicated in his name in December 2006.
- 🔴 His autobiography, *Big Papi – My Story of Big Dreams and Big Hits* made the New York Times Best Seller List in the spring of 2007.
- 🔴 Was 1 of more than 40 major league players that visited the residence of the United States Ambassador to the Dominican Republic in January 2011...The visit, sponsored by the U.S. Embassy and Ambassador Raul Yzaguirre, celebrated the charitable work of the Major League Baseball Dominican Development Alliance (MLB-DDA) and major league players in Dominican communities...It aimed to encourage additional opportunities via MLB-DDA's relationship with the United States Agency for International Development (USAID).

2014
Red Sox

IN THE COMMUNITY

David won the 2011 Roberto Clemente Award, Major League Baseball's highest honor for those who best represent the game of baseball through positive contributions on and off the field...That same year, he won the Boston BBWAA's Tim Wakefield Award for his charitable spirit...His foundation, the David Ortiz Children's Fund, is a nonprofit organization committed to providing critical pediatric services to children in New England and the Dominican Republic...Has hosted the Annual David Ortiz Celebrity Golf Classic in the Dominican Republic each of the last 6 off-seasons, benefitting his foundation...Generously donates time and other resources to benefit the Mass General Hospital for Children including visiting patients...In 2013, hosted children from MassGeneral Hospital for Children at games throughout the season...Spoke to students at the Rogers Middle School and hosted kids through the Make-A-Wish Foundation during the season...Also initiated the David Ortiz Children's Fund Gala...Hosted a holiday party for patients at MassGeneral Hospital for Children during the 2012-13 offseason...In 2012, co-hosted the Pitching in for Kids Poker Party and attended the PLAY campaign, designed to promote awareness for healthy and active living among America's Youth...Attended the John Hancock's MLK Summer Scholars kickoff event...As part of serving as captain of the victorious AL team in the 2011 Home Run Derby, earned \$75,000 for his foundation, and \$25,000 for each of his 3 teammate's charities of choice, including former Red Sox Adrian Gonzalez's foundation...Auctioned off the bat, cleats and batting gloves he used in his 2010 Home Run Derby win with all proceeds going to the David Ortiz Children's Fund...In January 2010, donated food and medical supplies to support those affected by the earthquake that struck Haiti and encouraged fans to help in the relief effort...Launched Papi's Pals ticket program in 2009 through which he has donated tickets to patients from the hospital and met with the children and their families who attended...Also had a Papi Cares ticket program during the 2009 season for families struggling financially...Honored by UNICEF with the Children's Champion Award in 2008 and was the Red Sox nominee for the Roberto Clemente Award in 2006 and 2007...In December 2007, conducted a flood relief drive in conjunction with Stop & Shop for the victims of Hurricane Noel in the Dominican Republic...Has worked diligently on behalf of the residents of his hometown of Haina, Dominican Republic helping to provide the town with a new ambulance and a youth baseball field in 2007...Joined with the Red Sox Foundation to make a \$200,000.00 donation in December 2006 to Hospital General de la Plaza de la Salud in Santo Domingo, Dominican Republic with funds to be used for children's heart surgeries...Funds for the hospital were raised by several Boston-area events in 2006 including Big Papi's Power Hitting Clinic for Kids and Big Papi's Celebrity Mixer...Also raised funds through on-line auctions of 50th and 52nd home run baseballs in 2006...Donated \$50,000.00 to Hurricane Katrina Relief Fund in 2005 and raised funds for flood victims in the Dominican Republic and Haiti in 2004...Has been a member of the Boston Action Team, a national youth volunteer initiative administered by the Major League Baseball Players Trust and Volunteers of America, that is actively recruiting the next generation of volunteers...Supports events that benefit the Red Sox Foundation including the Welcome Home Dinner, Picnic in the Park and Dancing with the New Stars...Enjoys visiting with Jimmy Fund patients during their road trips to Spring Training and various road cities, and participates in the Jimmy Fund Radio-Telethon...Has appeared in local PSAs, including with Mayor Tom Menino promoting summer safety and antiviolence, with Aerosmith's Steven Tyler for the Red Sox Foundation and MassGeneral Hospital's Home Base Program.

David Ortiz, Continued

David Ortiz's Career Record

YEAR	CLUB	AVG.	G	AB	R	H	2B	3B	HR	RBI	SH	SF	HB	BB	SO	SB	CS	E
1993	DSL Mariners	.264	61	201	37	53	17	1	7	31	0	5	4	34	44	1	1	—
1994	AZL Mariners	.246	53	167	14	41	10	1	2	20	1	4	2	14	46	1	4	6
1995	AZL Mariners	.332	48	184	30	61	18	4	4	37	0	3	1	23	52	2	0	5
1996	Wisconsin	.322	129	485	89	156	34	2	18	93	2	4	5	52	108	3	4	13
1997	Ft. Myers	.331	61	239	45	79	15	0	13	58	0	3	1	22	53	2	1	9
	New Britain	.322	69	258	40	83	22	2	14	56	0	2	4	21	78	2	6	3
	Salt Lake	.214	10	42	5	9	1	0	4	10	0	0	0	2	11	0	1	0
	MINNESOTA	.327	15	49	10	16	3	0	1	6	0	0	0	2	19	0	0	1
1998	Salt Lake	.243	11	37	5	9	3	0	2	6	0	0	0	3	9	0	0	3
	MINNESOTA	.277	86	278	47	77	20	0	9	46	0	4	5	39	72	1	0	6
1999	Salt Lake	.315	130	476	85	150	35	3	30	110	0	5	3	79	105	2	2	20
	MINNESOTA	.000	10	20	1	0	0	0	0	0	0	0	0	5	12	0	0	0
2000	MINNESOTA	.282	130	415	59	117	36	1	10	63	0	6	0	57	81	1	0	1
2001	Gulf Coast	.400	4	10	3	4	0	0	0	1	0	0	0	3	1	1	0	0
	Ft. Myers	.000	1	3	0	0	0	0	0	0	0	0	0	1	0	0	0	0
	New Britain	.243	9	37	3	9	4	0	0	1	0	1	0	3	9	0	0	0
	MINNESOTA	.234	89	303	46	71	17	1	18	48	1	2	1	40	68	1	0	0
2002	MINNESOTA	.272	125	412	52	112	32	1	20	75	0	8	3	43	87	1	2	1
2003	BOSTON	.288	128	448	79	129	39	2	31	101	0	2	1	58	83	0	0	3
2004	BOSTON	.301	150	582	94	175	47	3	41	139	0	8	4	75	133	0	0	4
2005	BOSTON	.300	159	601	119	180	40	1	47	148	0	9	1	102	124	1	0	2
2006	BOSTON	.287	151	558	115	160	29	2	54	137	0	5	4	119	117	1	0	2
2007	BOSTON	.332	149	549	116	182	52	1	35	117	0	3	4	111	103	3	1	0
2008	Pawtucket	.333	3	9	4	3	0	0	3	5	0	0	0	3	2	0	0	0
	Portland	.250	3	8	2	2	0	0	0	1	0	0	0	2	1	0	0	0
	BOSTON	.264	109	416	74	110	30	1	23	89	1	3	1	70	74	1	0	0
2009	BOSTON	.238	150	541	77	129	35	1	28	99	0	7	5	74	134	0	2	1
2010	BOSTON	.270	145	518	86	140	36	1	32	102	0	4	2	82	145	0	1	0
2011	BOSTON	.309	146	525	84	162	40	1	29	96	0	1	1	78	83	1	1	0
2012	BOSTON	.318	90	324	65	103	26	0	23	60	0	3	0	56	51	0	1	0
2013	BOSTON	.309	137	518	84	160	38	2	30	103	0	5	1	76	88	4	0	0
	Pawtucket	.222	6	18	3	4	0	0	1	4	0	0	0	0	6	0	0	0
Major League Totals		.287	1969	7057	1208	2023	520	18	431	1429	2	70	33	1087	1474	15	8	21
Minor League Totals		.305	598	2174	365	663	159	13	98	433	3	27	20	262	525	14	19	59
Red Sox Totals		.292	1514	5580	993	1630	412	15	373	1191	1	50	24	901	1135	11	6	12

David
Ortiz

- 1992 Signed by the Seattle Mariners as a non-drafted free agent on 11/28
 1996 Acquired by the Minnesota Twins on 9/13 as the player to be named in the 8/29/96 trade for INF Dave Hollins
 1998 On disabled list with a right wrist fracture, 5/10-7/8
 2001 On disabled list recovering from right wrist surgery, 5/5-7/20
 2002 On disabled list recovering from surgery to remove bone chips from left knee, 4/1-5/12
 2003 Signed by the Boston Red Sox as a free agent on 1/22
 2008 On disabled list with a partially torn tendon sheath in his left wrist, 6/1-7/24
 2012 On disabled list with a right Achilles strain, 7/17-8/23
 2012 On disabled list with a right Achilles strain, 8/25 through remainder of season
 2013 On disabled list with right Achilles soreness, 3/22-4/19

Additional Batting Statistics

YEAR	CLUB	OBP	SLG	OPS	TB	GDP
1997	MINNESOTA	.353	.449	.802	22	1
1998	MINNESOTA	.371	.446	.817	124	8
1999	MINNESOTA	.200	.000	.200	0	2
2000	MINNESOTA	.364	.446	.810	185	13
2001	MINNESOTA	.324	.475	.799	144	6
2002	MINNESOTA	.339	.500	.839	206	5
2003	BOSTON	.369	.592	.961	265	9
2004	BOSTON	.380	.603	.983	351	12
2005	BOSTON	.397	.604	1.001	363	13
2006	BOSTON	.413	.636	1.049	355	12
2007	BOSTON	.445	.621	1.066	341	16
2008	BOSTON	.369	.507	.877	211	11
2009	BOSTON	.332	.462	.794	250	9
2010	BOSTON	.370	.529	.899	274	12
2011	BOSTON	.398	.554	.953	291	24
2012	BOSTON	.415	.611	1.026	198	6
2013	BOSTON	.395	.564	.959	292	21
Major League Totals		.381	.549	.930	3872	180

David Ortiz, Continued

Division Series Record

YEAR	CLUB	AVG.	G	AB	R	H	2B	3B	HR	RBI	SH	SF	HB	BB	SO	SB	CS	E
2002	MIN vs. OAK	.231	4	13	0	3	2	0	0	2	0	0	0	0	5	0	0	0
2003	BOS vs. OAK	.095	5	21	0	2	1	0	0	2	0	0	0	2	7	0	0	0
2004	BOS vs. ANA	.545	3	11	4	6	2	0	1	4	0	0	0	5	2	0	0	0
2005	BOS vs. CWS	.333	3	12	2	4	2	0	1	1	0	0	0	0	3	0	0	0
2007	BOS vs. LAA	.714	3	7	5	5	0	2	3	0	0	0	0	6	1	0	0	0
2008	BOS vs. LAA	.235	4	17	1	4	1	0	0	1	0	0	0	3	4	0	0	0
2009	BOS vs. LAA	.083	3	12	0	1	0	0	0	0	0	0	0	0	4	0	0	0
2013	BOS vs. TB	.385	4	13	4	5	1	0	2	3	0	0	0	5	2	0	0	0
Division Series Totals			.283	29	106	16	30	9	0	6	16	0	0	0	21	28	0	0

League Championship Series Record

YEAR	CLUB	AVG.	G	AB	R	H	2B	3B	HR	RBI	SH	SF	HB	BB	SO	SB	CS	E
2002	MIN vs. ANA	.313	5	16	0	5	1	0	0	2	0	0	0	0	5	0	0	0
2003	BOS vs. NYY	.269	7	26	4	7	1	0	2	6	0	0	1	3	8	0	0	0
2004	BOS vs. NYY	.387	7	31	6	12	0	1	3	11	0	0	0	4	7	0	1	0
2007	BOS vs. CLE	.292	7	24	7	7	3	0	1	3	0	2	1	6	5	0	0	0
2008	BOS vs. TB	.154	7	26	3	4	1	1	1	4	0	0	0	6	9	0	0	0
2013	BOS vs. DET	.091	6	22	1	2	0	0	1	4	0	0	0	3	4	0	0	0
LCS Totals			.255	39	145	21	37	6	2	8	30	0	2	2	22	38	0	1

World Series Record

YEAR	CLUB	AVG.	G	AB	R	H	2B	3B	HR	RBI	SH	SF	HB	BB	SO	SB	CS	E
2004	BOS vs. STL	.308	4	13	3	4	1	0	1	4	0	0	0	4	1	0	0	0
2007	BOS vs. COL	.333	4	15	4	5	3	0	0	4	0	0	0	2	3	0	0	0
2013	BOS vs. STL	.688	6	16	7	11	2	0	2	6	0	1	0	8	1	0	0	0
World Series Totals			.455	14	44	14	20	6	0	3	14	0	1	0	14	5	0	0

All-Star Game Record

YEAR	CLUB	AVG.	G	AB	R	H	2B	3B	HR	RBI	SH	SF	HB	BB	SO	SB	CS	E
2004	AL at HOU	1.000	1	1	2	1	0	0	1	2	0	0	0	2	0	0	0	0
2005	AL at DET	.667	1	3	0	2	0	0	0	1	0	0	0	0	0	0	0	0
2006	AL at PIT	.000	1	2	0	0	0	0	0	0	0	0	0	0	1	0	0	0
2007	AL at SF	.000	1	2	0	0	0	0	0	0	0	0	0	0	0	0	0	0
2008	AL at NYY																	
2010	AL at LAA	.500	1	2	0	1	0	0	0	0	0	0	0	0	1	0	0	0
2011	AL at ARI	.000	1	2	0	0	0	0	0	0	0	0	0	0	0	0	0	0
2012	AL at KC	.500	1	2	0	1	0	0	0	0	0	0	0	0	0	0	0	0
2013	AL at NYM	.000	1	2	0	0	0	0	0	0	0	0	0	0	0	0	0	0
All-Star Game Totals			.313	8	16	2	5	0	0	1	3	0	0	0	2	2	0	0

World Baseball Classic Record

YEAR	CLUB	AVG.	G	AB	R	H	2B	3B	HR	RBI	SH	SF	HB	BB	SO	SB	CS
2006	Dom. Rep.	.150	7	20	4	3	0	0	3	5	0	0	0	8	2	0	0
2009	Dom. Rep.	.250	3	8	0	2	1	0	0	1	0	0	0	3	1	0	0
WBC Totals			.179	10	28	4	5	1	0	3	6	0	0	11	3	0	0

Career Fielding Record

YEAR	CLUB	POS	PCT.	G	GS	PO	A	E	TC	DP	
1997	MINNESOTA	1B	.989	11	10	84	10	1	95	10	
1998	MINNESOTA	1B	.989	70	69	503	46	6	555	51	
1999	MINNESOTA	1B	1.000	1	0	7	0	0	7	1	
2000	MINNESOTA	1B	.996	27	25	210	12	1	223	17	
2001	MINNESOTA	1B	1.000	8	7	60	2	0	62	2	
2002	MINNESOTA	1B	.990	15	13	90	6	1	97	8	
2003	BOSTON	1B	.992	45	44	342	30	3	375	20	
2004	BOSTON	1B	.986	34	31	253	21	4	278	23	
2005	BOSTON	1B	.976	10	10	69	11	2	82	8	
2006	BOSTON	1B	.971	10	10	62	6	2	70	8	
2007	BOSTON	1B	1.000	7	7	37	3	0	40	3	
2009	BOSTON	1B	.980	6	6	42	6	1	49	2	
2010	BOSTON	1B	1.000	4	4	23	1	0	24	1	
2011	BOSTON	1B	1.000	2	2	18	0	0	18	4	
2012	BOSTON	1B	1.000	7	7	54	2	0	56	4	
2013	BOSTON	1B	1.000	6	6	36	1	0	37	4	
Career Totals			1B	.990	263	250	1890	157	21	2068	166

Career Single-Game Highs

HITS	4, 21 times, last 8/7/13 at HOU
DOUBLES	3, 7/26/11 vs. KC
HOME RUNS	2, 41 times, last 9/4/13 vs. DET
RBI	6, 4 times, last 5/18/13 at MIN
RUNS SCORED	4, 5 times, last 6/27/12 vs. TOR
WALKS	4, 4 times, last 7/7/07 at DET
STRIKEOUTS	4, 9 times, last 7/28/10 at LAA
STOLEN BASES	1, 15 times, last 7/21/13 vs. NYY
HITTING STREAK	27, 7/2/12-5/7/13
EJECTIONS (10)	8/15/98 for MIN at BOS (HP, T. Craft)
	6/21/00 for MIN at TEX (HP, M. Winters)
	8/26/01 for MIN at KC (HP, P. Schrieber)
	7/16/04 at ANA (HP, M. Hollowell)
	8/19/05 at LAA (HP, B. Welke)
	6/15/07 vs. SF (HP, T. Randazzo)
	5/13/08 at BAL (HP, L. Diaz)
	4/9/10 at KC (HP, M. Estabrook)
	7/8/11 vs. BAL (HP, M. Estabrook)
	7/27/13 at BAL (HP, T. Timmons)

Home Run Notes

MULTI-HOME RUN GAMES (41)

See page 233 for complete list

LEADOFF HOME RUNS (0)

GRAND SLAMS (11)

9/7/00 for MIN at BOS off Ramon Martinez
 5/28/04 vs. SEA off Joel Pineiro
 4/15/05 vs. TB off Hideo Nomo
 7/15/05 vs. NYY off Buddy Groom
 6/21/06 vs. WSH off Shawn Hill
 7/6/06 at TB off Shawn Camp
 8/18/07 vs. LAA off Jered Weaver
 4/18/08 vs. TEX off Luis Mendoza
 7/30/10 vs. DET off Jose Valverde
 7/27/11 vs. KC off Bruce Chen
 6/20/12 vs. MIA off Chris Hatcher

PINCH-HIT HOME RUNS (5)

7/5/00 for MIN vs. BOS off Rich Garces
 8/9/01 for MIN vs. CLE off Dave Burba
 4/27/03 at ANA off Mickey Calloway
 5/29/11 at DET off Jose Valverde (G1)
 7/5/13 at LAA off Dane De La Rosa

EXTRA-INNING HOME RUNS (8)

9/25/02 for MIN vs. CLE off Dave Maurer (12th)
 4/27/03 at ANA off Mickey Calloway (14th)
 9/3/03 at CWS off Tom Gordon (10th)
 9/23/03 vs. BAL off Kurt Ainsworth (10th)
 4/11/04 vs. TOR off Aquilino Lopez (12th)
 8/16/05 at DET off Jamie Walker (10th)
 9/12/05 at TOR off Pete Walker (11th)
 6/24/06 vs. PHI off Tom Gordon (10th)

GAME-ENDING HOME RUNS (11)

9/25/02 for MIN vs. CLE off Dave Maurer
 9/23/03 vs. BAL off Kurt Ainsworth
 4/11/04 vs. TOR off Aquilino Lopez
 6/2/05 vs. BAL off B.J. Ryan
 9/6/05 vs. LAA off Scot Shields
 6/11/06 vs. TEX (G1) off Akinori Otsuka
 6/24/06 vs. PHI off Tom Gordon
 7/31/06 vs. CLE off Roberto Hernandez
 9/12/07 vs. TB off Alberto Reyes
 8/26/09 vs. CWS off Tony Pena
 6/6/13 vs. TEX off Michael Kirkman

INSIDE-THE-PARK HOME RUNS (0)

HENRY OWENS 76

Full Name: Henry C. Owens
Bats: Left **Throws:** Left **Height:** 6-6 **Weight:** 205
Opening Day Age: 21 (Turns 22 on July 21)
Born: July 21, 1992 in Orange, CA
Resides: Huntington Beach, CA
Major League Service: None
Acquired: Selected in the supplemental round (36th overall) of the 2011 June Draft
Signed By: Tom Battista (Red Sox)
Contract Status: Signed through 2014



LHP

Non-Roster Invitee

Career Highlights

- 🔴 Entering 3rd professional season and 1st in big league camp... Was Boston's 3rd selection in the 2011 June Draft (36th overall) and made pro debut in 2012.
- 🔴 Enters the year as Boston's top pitching prospect and No. 2 prospect overall, according to *Baseball America*... Also named as having the best changeup in the Red Sox' minor league system.
- 🔴 Ranks as the No. 2 left-handed pitching prospect in baseball and the No. 40 prospect overall according to *Baseball America*.
- 🔴 Selected to *Baseball America's* 2013 Minor League All-Star Second Team... Also named the *BA's* High-A Pitcher of the Year, and the publication's Red Sox Minor League Pitcher of the Year.
- 🔴 Has averaged 11.4 SO/9.0 IP in 49 outings (48 starts) over his 2-year minor league career.
- 🔴 In 2013, ranked 2nd among all minor leaguers with 169 strikeouts, the most by a Red Sox farmhand since Clay Buchholz in 2007 (171), and led all full season minor league qualifiers in opponent AVG (.177)... His 11.3 strikeouts per 9.0 innings topped all minor leaguers with at least 120.0 IP.
- 🔴 Participated in the Red Sox Rookie Program prior to the 2014 season.
- 2013: Led all full-season minor league qualifiers with a .177 opponent AVG in 26 starts between High-A Salem and Double-A Portland... Also topped full-season minor league Red Sox qualifiers with a 2.67 ERA (40 ER/135.0 IP).**
- 🔴 Named Red Sox Minor League Pitcher of the Year and *Baseball America's* High-A Pitcher of the Year... Also earned a spot on *Baseball America's* Minor League All-Star Second Team.
- 🔴 Ranked 2nd among all minor leaguers with 169 strikeouts, trailing only Rockies farmhand Daniel Winkler (175)... Marked the most by a Red Sox minor leaguer since Clay Buchholz in 2007 (171).
- 🔴 Averaged 11.3 strikeouts per 9.0 innings, the best mark among minor leaguers with at least 120.0 innings.
- 🔴 Tied for the most wins in the Red Sox system (11) between High-A Salem (20 starts) and Double-A Portland (6 starts).
- 🔴 Started the year with Salem and was a mid-season Carolina League All-Star... Totaled 9 scoreless starts, including 7 with Salem and 2 for Portland.
- 🔴 Held lefties to a .203 AVG and right-handers to a .167 AVG.
- 🔴 Named Red Sox Minor League Starting Pitcher of the Month for July (2-2, 2.96 ERA, 33 SO in 5 starts with Salem) and August/September (3-1, 1.78 ERA, 46 SO in 6 starts with Portland).
- 🔴 Allowed 2 ER or fewer in his first 6 starts of the year from 4/6-5/4 (2.25 ERA, 8 ER/32.0 IP).
- 🔴 Threw 19.1 consecutive hitless innings from 7/11-28... Was named CL Pitcher of the Week for 7/15-21.
- 🔴 On 7/17, tossed the 1st 6.0 innings and earned the win in Salem's 3-pitcher no-hitter at Frederick... Fanned a season-high-tying 10 batters (also 5/4 at Winston Salem).
- 🔴 Struck out 9 batters in 5.0 hitless frames for the win in his next start on 7/22 at Potomac.
- 🔴 Notched a 1.78 ERA (6 ER/30.1 IP) in 6 starts for Portland following an 8/1 promotion.
- 🔴 Struck out 11 over 6.0 scoreless innings in his Double-A debut on 8/3 at Bowie.
- 🔴 Overall, went 5-2 with a 1.60 ERA (10 ER/56.1 IP), .133 opponent AVG (25-for-188), and 76 strikeouts in his last 10 starts of the year beginning on 7/11.
- 🔴 Following the season, ranked as Boston's top pitching prospect and No. 2 prospect overall by *Baseball America*... Also named as having the best changeup in the Red Sox minor league system.

Henry Owens, Continued

Also tabbed the No. 2 pitcher and No. 4 prospect overall in the Carolina League by *BA*, as well as having that circuit's best changeup.

2012: Pitched in 23 games (22 starts) for Single-A Greenville in his pro debut.

Tied for the Red Sox minor league lead with 12 wins and tied for 2nd in the system with 130 strikeouts.

Led the Drive and ranked 4th in the South Atlantic League in SO...Also led the club in starts and placed 2nd in innings (101.2).

Held right-handed opponents to a .230 AVG (73-for-317).

Tossed 15.0 scoreless frames over 3 games from 4/30-5/12.

Missed time on the DL from 6/28-7/4 due to a concussion.

Earned a decision in 9 straight starts from 5/6-7/6, going 8-1 with 56 strikeouts in 45.1 innings in that span.

Fanned a season-high 9 batters over 5.0 innings on 6/8 at Hickory.

Following the season, ranked by Baseball America as Boston's No. 5 prospect, No. 3 pitching prospect, and as having the best changeup in the system.

Personal

Named the Cal-Hi Sports Mr. Baseball State Player of the Year after going 12-1 with 3 saves, a 1.15 ERA, and 140 strikeouts over 91.2 innings as a senior at Edison (CA) High School in 2011...Earned 2011 Sunset League Pitcher of the Year honors, his 2nd straight year garnering the award...Selected as a 2011 Louisville Slugger High School All-American.

IN THE COMMUNITY

Henry was involved in local community outreach through his participation in the Red Sox 2014 Rookie Development program, including visiting Boston Children's Hospital and painting murals at the McKinley Middle School in Boston with members of the Red Sox Scholars program.

Henry Owens' Career Record

YEAR	CLUB	W-L	ERA	G	GS	CG	SHO	SV	IP	H	R	ER	HR	HB	BB	SO	WP	BK
2012	Greenville	12-5	4.87	23	22	0	0	0	101.2	100	58	55	10	6	47	130	5	0
2013	Salem	8-5	2.92	20	20	0	0	0	104.2	66	39	34	6	7	53	123	8	0
	Portland	3-1	1.78	6	6	0	0	0	30.1	18	8	6	3	2	15	46	3	0
Minor League Totals		23-11	3.61	49	48	0	0	0	236.2	184	105	95	19	15	115	299	16	0

2011 Signed by the Boston Red Sox as a supplemental-round selection (club's 3rd pick, 36th overall) in the June Draft

JAKE PEAVY 44

Full Name: Jacob Edward Peavy
Bats: Right **Throws:** Right **Height:** 6-1 **Weight:** 195
Opening Day Age: 32 (Turns 33 On May 31)
Born: May 31, 1981 in Mobile, AL
Resides: Semmes, AL
Major League Service: 11 years, 101 days
Acquired: From Chicago (AL) in a 3-team, 7-player deal involving Detroit on July 30, 2013
Signed By: Mark Wasinger (Padres)
Contract Status: Signed through 2014



RHP

Career Highlights

- 🔥 Is in his 13th year in the majors and 1st full season with the Red Sox after being acquired from the White Sox in a 3-team, 7-player deal on 7/30/13.
- 🔥 Has recorded 1,869 SO over his big league career which is 5th most among all active players and ranks 90th on MLB's all-time list.
- 🔥 Started 3 games for the BOS on its run to the 2013 World Series championship...Allowed 1 run in 5.2 innings in the Red Sox series-clinching victory over the Rays in the ALDS on 10/8 at Tropicana Field...Also made starts in the ALCS at DET (Game 4) and World Series at STL (Game 3).
- 🔥 Has been selected to 3 All-Star teams for his career, twice with the Padres (2005, 2007) and once with the White Sox (2012)...Won his 1st career Gold Glove Award in 2012 with CWS.
- 🔥 Won the National League Cy Young Award in 2007 after receiving all 32 first-place votes from the BBWAA...Marked the 12th time that award winner was selected unanimously.
- 🔥 Led all ML pitchers in ERA in both 2004 (2.27, 42 ER/166.1 IP) and 2007 (2.54, 63 ER/223.1)...Also led the majors with 240 strikeouts in 2007 and finished 2nd in 2005 with 200.
- 🔥 Began his professional career with San Diego where he remains the franchise's all-time leader in strikeouts (1,348)...Is tied for 2nd among Padres pitchers in wins (92), 3rd in starts (212), and 4th in innings (1342.2).
- 🔥 In addition to his time with SD (1999-2009), has spent parts of 5 seasons with the White Sox (2009-13).
- 🔥 Has a career winning percentage of .574 which ranks 10th among all active MLB pitchers (132 wins, 98 losses).
- 🔥 His 15 complete games since 2005 are tied for the 10th-most among all MLB pitchers.
- 🔥 Pitched for Team USA in the inaugural World Baseball Classic in 2006 and again in 2009.
- 2013: Went 12-5 with a 4.17 ERA (67 ER/144.2 IP) and 121 SO in 23 starts between Chicago (AL) and Boston.**
- 🔥 Was 8-4 with a 4.28 ERA (38 ER/80.0 IP) and 76 SO in 13 outings with the White Sox before being acquired by Boston on 7/30...Went 4-1 with a 4.04 ERA (29 ER/64.2 IP) in 10 starts with Boston.
- 🔥 Allowed 3 runs or fewer in 7 of his 10 outings with the Red Sox...6 of those games were quality starts.
- 🔥 Threw at least 6.0 innings in 8 of 10 starts with Boston, including his final 6 beginning 8/25.
- 🔥 Ranked 5th in the AL with a .706 win percentage (12-5)...His 12 wins were his most as an American Leaguer and most overall since tallying 19 in 2007 with SD...Was his 8th double-digit win season of his career.
- 🔥 Among AL hurlers with at least 125.0 innings, ranked T-7th in opponent OBP (.286), 13th in opponent AVG (.238), and 11th in WHIP (1.15).
- 🔥 Recorded 2 complete games...Earned the win in his 1st CG as a Red Sox on 8/25 at LAD, allowed 1 run on 3 hits and 1 BB over 9.0 innings...Picked up his 1st complete game of 2013 on 5/25 vs. MIA while with CWS, allowing 1 run on 6 hits and 2 walks.
- 🔥 Went undefeated (7-0) with a 2.73 ERA (19 ER/62.2 IP) in 9 home starts between Fenway Park and U.S. Cellular Field, compared to 4-5 with a 5.09 ERA (43 ER/76.0 IP) over 13 road outings...Among American Leaguers, tied with TB's Alex Cobb for the most wins without a loss at home...Only MIA's Jose Fernandez (9-0) had more in the majors.
- 🔥 Finished the season with 305 career starts, ranking 24th among active major leaguers.
- 🔥 Had a 10-game streak with a decision from 4/26-8/3, tied for the 2nd longest of his career after a 13-gamer from 4/22-6/30/10...Went 7-3 during the stretch.
- 🔥 Was scratched from scheduled starts on 5/2 at TEX and 5/6 at KC due to back spasms.
- 🔥 Left his start on 6/4 at SEA after 2.1 IP due to a fracture of the left 4th anterior rib...Placed on the disabled list on 6/5.
- 🔥 Made a rehab start at Double-A Birmingham on 7/14 at Huntsville...Activated from the DL on 7/19.

Jake Peavy, Continued

🔴 Acquired by the Red Sox on 7/30 and added to the active ML roster on 8/1.

🔴 Made Red Sox debut on 8/3 vs. ARI, becoming the 11th pitcher to make an appearance with Boston after winning a Cy Young Award for a different franchise (SD in 2007).

🔴 Was the 1st pitcher to allow 4 hits or fewer in 7.0 or more innings in his Red Sox debut since Hideo Nomo's no-hitter on 4/4/01 at BAL.

🔴 Did not record a SO on 8/9 at KC (5.0 IP)...Was the only Red Sox starter to not record at least 1 SO this season...In his career, it was the 2nd outing of 5.0 innings or more with no SO (also 6/22/03 vs. SEA with SD).

🔴 Appeared in his 300th ML game on 8/20 at SF.

🔴 Made his 300th career start on 8/25 at LAD.

POSTSEASON: Made 3 starts for the Red Sox over the ALDS, ALCS, and World Series, going 0-1 with a 7.11 ERA (10 ER/12.2) in those games... Started Game 4 of the ALDS on 10/8 at TB...Allowed 1 run in 5.2 innings but did not factor into the decision in what was the series-clinching victory for BOS...Had never appeared in an LCS or World Series prior to 2013 and started a game in both series...Took the loss in ALCS Game 4 on 10/16 at DET (3.0 IP, 7 ER)...Started World Series Game 3 on 10/26 at STL and did not factor into the decision (4.0 IP, 2 ER) in what was a 5-4 Cardinals win.

2012: Surpassed 30 starts and 200.0 innings for the White Sox...Was the 4th time in his career reaching those marks and the 1st since his Cy Young season in 2007.

🔴 Won his 1st AL Rawlings Gold Glove Award...Became just the 3rd White Sox pitcher to earn the award, joining Jim Kaat (1974-75) and Mark Buehrle (2009-11).

🔴 Ranked among AL leaders in quality starts (3rd, 23), complete games (T-3rd, 4), SO/BB ratio (4th, 3.96), IP (5th, .219), opponent AVG (5th, .234), SHO (T-7th, 1), SO (8th, 194), ERA (9th, 3.37) and starts (T-10th, 32).

🔴 His 194 SO were his most since a career-high 240 in 2007...His 23 quality starts were the 2nd-most of his career (28 in 2007).

🔴 Finished with 4 CG, the most by a White Sox pitcher since 2004 when Mark Buehrle had 5.

🔴 His 3.96 SO/BB ratio (194 SO/49 BB) was the 5th-best in CWS history.

🔴 Selected to his 3rd career All-Star team and 1st in the AL (2005, 2007 with SD) on 7/8, replacing LAA's C.J. Wilson, but did not pitch.

🔴 Held opponents to a .234 AVG (191-for-816), down from .268 in 2011...Limited righties to a .210 AVG (73-for-348), compared to a .252 AVG (118-for-468) against lefties.

🔴 Went 7-1 in 9 starts during the day...His .875 winning percentage was the 2nd-best mark in the AL behind teammate Nate Jones (5-0, 1.000).

🔴 Posted a 2.85 ERA (38 ER/120.0 IP) in 17 starts before the All-Star break and 4.00 ERA (44 ER/99.0 IP) in 15 starts after.

🔴 Named AL Pitcher of the Month for April after going 3-1 with a 1.67 ERA (7 ER/37.2 IP), 2 CG, 1 SHO, 33 SO and a .162 (21-130) AVG in 5 starts...Was his 5th career league monthly honor and 1st since September 2007 with SD.

🔴 Went 1-2 with a 0.81 ERA (2 ER/22.1 IP) in 3 Interleague starts...CWS scored only 6 runs for him over those starts.

🔴 Made 7 consecutive quality starts to start the season (4-1, 1.89 ERA).

🔴 Recorded his 6th career SHO and 10th career CG on 4/23 at OAK (3 H, 0 BB, 5 SO)...Also threw a CG in his next start (4/28 vs. BOS).

🔴 Took the loss in each of his other 3 complete games...White Sox scored only 1 run for him in those 3 games: 4/28 vs. BOS (1-0 loss), 6/19 vs. CHI (2-1 loss), and 6/30 at NYY (4-0 loss).

🔴 Threw consecutive CG's for the 1st time in his career and became the 1st CWS pitcher to accomplish the feat since Mark Buehrle in 2010.

🔴 Had a season-best 17.0-inning scoreless streak that spanned 3 starts from 4/18-28...Was the longest streak by a CWS starter in 2012.

🔴 Took the loss in 4 consecutive starts from 6/13-30 despite posting a 2.70 ERA (9 ER/30.0 IP) with 2 CG's...White Sox scored only 2 runs total for him in those 4 outings.

MLB LEADERS SINCE 2003

STRIKEOUTS

CC Sabathia	2,069
Jake Peavy	1,779
A.J. Burnett	1,759
Johan Santana	1,759
Cliff Lee	1,746

OPPONENT AVG

Johan Santana	.224
Matt Cain	.227
Jake Peavy	.232
Justin Verlander	.235
Carlos Zambrano	.235

HITS ALLOWED PER 9.0 IP

Johan Santana	7.50
Matt Cain	7.51
Jake Peavy	7.79
Carlos Zambrano	7.83
Justin Verlander	7.95

STRIKEOUTS PER 9.0 IP

Johan Santana	8.86
Jake Peavy	8.67
A.J. Burnett	8.55
Cole Hamels	8.51
Justin Verlander	8.49

Minimum 1,500.0 IP for opponent AVG, H/9.0 IP, and SO/9.0 IP.

Jake
Peavy

Jake Peavy, Continued

🔴 Lost his 4th straight start on 6/30 at NYY (8.0 IP, 4 ER, 0 BB, 11 SO)...Was just the 2nd time in his career he had 10 or more SO without a BB.

2011: Averaged a career-best 1.9 BB/9.0 IP ratio (24 BB/111.2 IP), and his 3.96 SO/BB ratio (95 SO) was his best since 2005 (4.32)

🔴 Began the season on the DL while recovering from right shoulder surgery performed in July of 2010...Made 5 rehab starts between Double-A Birmingham and Triple-A Charlotte.

🔴 Was removed after 15 pitches for Birmingham on 4/18 vs. Mississippi (3 ER/0.2 IP) after experiencing discomfort in his right shoulder...Did not pitch in another rehab game until 4/29 for Charlotte.

🔴 Was returned from his rehab assignment and reinstated from the DL on 5/11...Made his season debut that day at LAA (4 ER /6.0 IP)...Did not factor into the decision in the White Sox' 6-4 win.

🔴 Did not issue a BB in his first 2 starts of the season, only the 7th CWS pitcher to accomplish the feat and first since Rocky Biddle and Sean Lowe in 2001...It marked the first time in Peavy's career that he did not walk a batter in consecutive starts.

🔴 Threw his 5th career SHO on 5/18 vs. CLE (3 H, 0 BB, 8 SO)...Became the 1st CWS pitcher to throw a SHO with 3 hits or less, no BB and 8 SO since Melido Perez in 1988.

🔴 Left his start on 6/4 vs. DET after 4.0 innings with a strained right adductor and was on the 15-day DL from 6/8-22.

🔴 Earned the win in his 1st ML relief appearance on 6/25 vs. WSH (4.0 IP, 0 R, 7 SO)...The 7 SO were the most by a CWS reliever since Brandon McCarthy on 9/11/05 vs. LAA (8 SO in 5.2 IP).

🔴 Recorded his 1,500th career SO on 7/10 vs. MIN (Drew Butera).

🔴 Pitched 6.1 scoreless innings with a season-high 9 SO in his final start of season, and the 250th of his career, on 9/6 at MIN.

🔴 Did not pitch for the remainder of the season due to a tired right arm.

🔴 Was 4-1 with a 3.35 ERA (18 ER /48.1 IP) in 8 starts on the road, compared to 3-6 with a 6.11 ERA (43 ER /63.1 IP) in 10 starts at home.

2010: Limited to just 17 starts for the White Sox due to a season-ending shoulder injury suffered in July...Went 7-6 with a 4.63 ERA (55 ER/107.0 IP) and 93 strikeouts.

🔴 Did not reach 100 SO or record a double-digit SO game for the first time since 2002.

🔴 Started the 2nd game of the season for the White Sox, ending his run of 4 straight Opening Day starts.

🔴 Held righties to a .209 AVG (42-for-201) and lefties hit .275 (56-for-204).

🔴 Went 4-2 with a 2.51 ERA (12 ER/43.0 IP) over his final 7 starts of the season after going 3-4 with a 6.05 ERA (43 ER/64.0 IP) over his first 10 starts of the season.

🔴 Posted a 1.75 ERA (7 ER/36.0) in June, the lowest mark for any AL pitcher in the month.

🔴 Was 3-0 with a 0.78 ERA (2 ER/23.0 IP) in 3 interleague starts, including a 2-0 record with a 1.29 ERA (2 ER/14.0 IP) against the Cubs.

🔴 Recorded his 100th career victory on 6/11 at CHI (2 ER/7.0 IP).

🔴 Threw a 3-hit SHO on 6/19 at WSH (2 BB, 7 SO)...It was the 4th of his career, and 1st since 2005.

🔴 Had a 21.0-inning scoreless streak that spanned 3 starts from 6/11-25...It was 2.0 innings shy of his career best 23.0-inning streak in 2007.

🔴 Suffered a detached latissimus dorsi muscle in his right posterior shoulder during his start, 7/6 vs. LAA and missed the remainder of the season.

🔴 Underwent surgery to repair a detached latissimus dorsi muscle in his right posterior shoulder on 7/14...The surgery was performed at Rush University Medical Center by Dr. Tony Romeo, Dr. Greg Nicholson, and Dr. Charles-Bush Joseph.

2009: Was traded to the White Sox from the Padres at the trade deadline in exchange for 4 pitchers...Combined to go 9-6 with a 3.45 ERA (39 ER/101.2 IP) and 110 strikeouts in 16 starts between SD and CWS...Only made 16 starts due to a strained tendon in his right ankle.

🔴 Made his 4th Opening Day start on 4/6 vs. LAD (L, 7.0 IP, 3 ER).

🔴 Was on the DL with a right ankle injury from 6/13-9/18.

🔴 Made 4 rehab starts for Charlotte from 8/13-29...Suffered a bone bruise on his right elbow from a line drive in a rehab start on 8/24 at Gwinnett.

🔴 Ranked third in the NL in SO (92) and was tied for 9th in wins (6) at the time he was placed on the disabled list on 6/13.

LOWEST OPPONENT AVG VS. RIGHT-HANDED BATTERS, ACTIVE PITCHERS

PITCHER	AVG
Octavio Dotel	.203
Clayton Kershaw	.217
Jake Peavy	.217
Matt Cain	.224
Johan Santana	.225
<i>Minimum 2,000.0 IP</i>	

Jake Peavy, Continued

👉 Was acquired from the Padres on 7/31 in exchange for pitchers Clayton Richard, Aaron Poreda, Adam Russell and Dexter Carter.

👉 Earned the win in his White Sox debut on 9/19 vs. KC (3 ER /5.0 IP)...Was his first start since 6/8.

👉 Became the 1st White Sox pitcher to win his first 3 starts since Esteban Loaiza won 5 straight to begin 2003.

👉 Held opponents to a .216 AVG (80-for-370), the 2nd-lowest mark in his career (.208 in 2007).

👉 Recorded 10 quality starts and pitched 6.0 or more innings in 12 of his 16 starts.

👉 Held opponents to a .216 AVG (80-for-370).

👉 Made 2 starts for the United States in the World Baseball Classic prior to the season (14.40 ERA).

2007: Unanimously named the NL's Cy Young Award winner after going 19-6 with a 2.54 ERA (63 ER/223.1 IP) and 240 SO in 34 starts for the Padres.

👉 Became the 4th pitcher in club history to win the award, joining Randy Jones (1976), Gaylord Perry (1978) and Mark Davis (1989).

👉 Was also tabbed as the Players Choice Outstanding NL Pitcher, *The Sporting News* NL All-Star, Wilbur "Bullet" Rofan Legacy NL Pitcher of the Year Award by the Negro League Baseball Museum, United States Sports Academy Alabama Athlete of the Year and Padres Pitcher of the Year by the San Diego BBWAA.

👉 Selected to his 2nd NL All-Star Team and started the game for the NL on 7/10 at AT&T Park... Threw 1.0 scoreless inning in what was his 1st career start in an ASG... Became the 3rd Padres pitcher to start a Midsummer Classic, joining Randy Jones (1976) and LaMarr Hoyt (1985).

👉 Was the 2nd of two pitchers since 1985 to lead the NL in wins, ERA and SO in the same season (also, Randy Johnson in 2002).

👉 Led all of baseball in wins and ERA and tied for the lead in quality starts (28)... Also ranked among NL leaders in SO/9.0 IP ratio (1st, 9.7), opponents AVG (2nd, .208), winning percentage (2nd, .760), starts (T-2nd) and IP (4th).

👉 Established career highs in wins, starts, IP and SO and his 6 losses tied a career low (also 2004).

👉 Received NL Pitcher of the Month honors 3 times, in each May, August, and September.

👉 Finished 10-1 (.909) in 15 starts on the road, the best road winning percentage in the majors... Had the best road ERA (2.57) in the NL and 2nd-lowest day (2.27) and night (2.66) marks.

👉 Also led all ML pitchers in double-digit SO games (9).

👉 Matched his own club record with 16 SO in 7.0 IP on 4/25 at ARI, including a SD-record 9 straight SO (1 short of Tom Seaver's MLB record on 4/22/70 vs. Padres).

👉 Tied a modern baseball record he shared with Randy Johnson (three times in 2001) for the most SO in 7.0 IP or less.

👉 Passed Andy Benes to become the franchise leader in double-digit SO games with 16 on 4/25.

👉 Won 7 straight decisions from 7/27-9/1 and posted a 1.17 ERA (7 ER/53.2 IP) with 70 SO in that span.

👉 Recorded his 1,000th career SO on 8/2 vs. ARI (Jeff DaVanon).

👉 Became the Padres all-time SO leader with No. 1,037 on 8/27 vs. ARI (Orlando Hudson).

👉 Went 5-0 in 6 starts in August, the 14th time a Padres pitcher won at least 5 games in a month.

👉 Was SD's starting pitcher in their 1-game playoff against COL for the NL Wild Card spot... Did not factor into the decision (6 ER/6.1 IP) in the Padres 9-8 loss in 13 innings on 10/1 at Coors Field.

2006: Reached double digits in wins (11) with the Padres for the 4th straight season.

👉 Led the NL in SO/9.0 IP (9.6, 202.1 IP), ranked 2nd in SO (215) and 7th in opponent's AVG (.242, 187-for-772).

👉 Finished 9th in the NL in both WHIP (1.23, 62 BB), and quality starts (21).

👉 Established a club record with 16 SO on 5/22 vs. ATL... His 16 SO were tied for the most in the majors in 2006 (SF's Jason Schmidt vs. FLA).

👉 Struck out 14 and allowed only 2 hits in a complete game effort on 9/2 vs. CIN... Was the 1st CG with at least 14 SO and 2 or fewer hits since Wade Miller on 5/30/03 at CHI and the 1st in Padres history.

👉 Hit his 1st career HR on 7/5 at PHI (Scott Mathieson).



Jake Peavy

Jake Peavy, Continued

POSTSEASON: For the 2nd straight year got the Game 1 start of the NLDS against STL...Was charged with the loss on 10/3 at PETCO Park (5.1 IP, 5 ER).

2005: Selected to his 1st NL All-Star team and led the NL with 216 SO for the Padres.

- ☛ Became the 2nd Padres pitcher to lead the league in SO joining Andy Benes (1994) and the 3rd Padres pitcher to reach the 200-SO plateau, joining Kevin Brown (257 in 1998) and Clay Kirby (231 in 1971).

- ☛ Named Padres Pitcher of the Year for the 2nd straight season by the San Diego Chapter of the BBWAA.

- ☛ Finished 6th in the NL with a 2.88 ERA (65 ER/203.0 IP), the 3rd Padres starter to record consecutive seasons with a sub-3.00 ERA (min. 25 starts) and 1st since Ed Whitson (1989-90)...Randy Jones also accomplished the feat in 1975-76.

- ☛ Ranked 3rd in the NL with 3 SHO (5/26 at ARI, 8/7 at WSH, and 8/23 vs. HOU)...That figure was the most by a SD pitcher since 1999 (Andy Ashby).

- ☛ Struck out 10 or more batters 6 times, including a season-high 13 on 6/20 vs. LAD.

- ☛ Named NL Player of the Week for 8/1-7 (2-0, 1.69 ERA, 2 BB, 19 SO)...His 2nd career weekly honor.

POSTSEASON: Made his postseason debut for the Padres in the 2005 NLDS against STL...Took the loss in Game 1 on 10/4 at STL (4.1 IP, 8 ER)...Left that start early with discomfort in his right side...An MRI revealed fractures in his right 8th and 9th ribs.

2004: Led all ML pitchers with a 2.27 ERA (42 ER/166.2 IP) in 27 starts for the Padres.

- ☛ Became the 1st SD pitcher to lead the majors in ERA and the 2nd to lead the NL (Randy Jones in 1975)...Was also the youngest (23-years-old) pitcher to win an ERA title since Dwight Gooden (21) in 1985.

- ☛ Earned the Padres Pitcher of the Year Award from the San Diego Chapter of the BBWAA.

- ☛ Established a franchise record by allowing 2 ER or less in each of his first 10 starts, the 1st pitcher to accomplish the feat since STL's Bob Tewksbury in 1992.

- ☛ Went 10-3 with a 2.18 ERA (25 ER/103.1 IP) in 16 starts after the All-Star break.

- ☛ Was on the 15-day DL with a strained right forearm, 5/20-7/2.

- ☛ Named NL Pitcher of the Month for August, after going 4-0 with a 2.03 ERA (7 ER/31.0 IP) in 5 starts...Was the 1st SD pitcher to garner the honor since Mark Davis in April 1989 and 1st starting pitcher since Andy Hawkins in May 1985.

- ☛ Received NL Player of the Week honors for 9/20-26 (2-0, 0.64 ERA, 1 ER, 14.0 IP).

2003: Led the Padres in wins (12) and SO (156) in his 1st full season in the majors.

- ☛ Reached the 30-start plateau for the 1st time in his career and fell only 5.1 IP shy of 200.0.

- ☛ Had a pair of 10-SO games, including a season-best 11 in 5.0 IP in his season debut on 4/3 vs. LAD...Struck out 10 in 6.0 IP on 8/31 at HOU.

- ☛ Won 4 games in each April (4-1 record in 5 starts) and June (4-1 record in 6 starts).

- ☛ Threw 9.0 shutout innings and ended up with a no-decision in the Padres' 1-0 win over CIN in 12 innings on 8/8...Allowed 5 hits, walked 1 and struck out 6.

- ☛ Held opponents to a .238 AVG (173-for-727).

2002: Made his ML debut with the Padres in his 4th professional season.

- ☛ Began the year with Double-A Mobile where he averaged 10.0 SO/9.0 IP (89 SO/80.1 IP).

- ☛ Selected to participate in the All-Star Futures Game on 7/7 at MIL, but did not pitch due to his promotion to SD.

- ☛ Was selected to the Padres' active ML roster on 6/21.

- ☛ Took the loss in his ML debut, a start on 6/22 vs. NYY (1-0 Padres loss)...Allowed 1 run on 3 hits in 6.0 innings...Singled off Ted Lilly for his 1st ML hit.

- ☛ Earned his 1st ML victory on 7/16 vs. COL (7.0 IP, ER, 2 BB, 6 SO).

- ☛ Collected a career-high 3 hits, including a double on 8/13 at NYM.

2001: Went 9-6 with a 2.97 ERA (44 ER/133.1 IP) in 24 starts between High-A Lake Elsinore and Mobile.

- ☛ Finished with 188 SO, the 5th-highest total in all of minor league baseball.





Jake Peavy, Continued

👉 Rated the No. 5 prospect in the California League by *Baseball America* following the season.

👉 Named to SportsTicker's Southern League All-Teen Team while with Mobile.

2000: Was named Padres Co-Minor League Pitcher of the Year after going 13-8 with a 2.90 ERA (43 ER/133.2 IP) in 26 games (25 starts) for Single-A Fort Wayne.

👉 Led all SD minor leaguers in wins and ranked 2nd in both ERA and SO (164).

👉 Finished tied for the Midwest League lead in SO.

👉 Entered the season rated the No. 11 prospect in the Padres system by *Baseball America*.

1999: Combined to go 9-1 with a 1.17 ERA (11 ER/84.2) in 15 games (13 starts) between the Rookie-level Arizona League Padres and Rookie-level Idaho Falls.

👉 Was an AZL All-Star after going 7-1 with a 1.34 ERA (11 ER/73.2 IP) in 13 games (11 GS).

Personal

👉 Graduated from St. Paul's Episcopal High School (AL) and went 44-1 in four seasons on the baseball team.

👉 Signed a letter of intent to play baseball at Auburn University.

👉 Is an avid guitar player and University of Alabama football fan.

👉 Performed on stage with country singer Pat Green during a concert at PETCO Park in 2008.

IN THE COMMUNITY

Among his activities in 2013, Jake hosted the Jake Peavy and Friends Charity Jam held at Joe's Bar in Chicago to raise funds for cancer research, hosted his second annual charity raffle to benefit the Jake Peavy Foundation, in spring training 2013 entertained and hosted injured Vets at an event for Strikeouts For Troops where he was honored for his care and compassion of US Veterans who are recovering from injuries...Has been an active supporter of service members since his days in San Diego...In recognition of his 300 career start, he made a donation to the Jimmy Fund, hosted the 2nd annual Jake Peavy Charity Classic Golf Tournament Alabama to support Teen Focus...In 2012, established the "Jake Peavy Foundation" to support cancer research and other activities to lift the spirits of those in need....Jake is passionate about cancer research and much of his effort is in honor of his late grandmother Dama Lolley and of his late friend and former San Diego bullpen coach, Darrel Akerfelds...Was the White Sox nominee for the Roberto Clemente Award with the Chicago White Sox and was also nominated for the prestigious Hutch Award, donated \$100 toward pancreatic cancer research for every strikeout recorded during the major-league games of 6/30/12 (\$24,100) ...Hosted a back-to-school shopping spree for children from a Chicago-area Boys and Girls Club, provided dinner and gift cards to 500 families for "Merry Christmas Mobile," hosted a family at U.S. Cellular Field through the Make-A-Wish Foundation, hosted a charity golf tournament in Mobile, Ala., and was the White Sox recipient of the Roberto Clemente Award... Hosted Woodjock Jam Fest on 3/11/10 at The Venue in Scottsdale, Ariz. to benefit his foundation...Makes an annual donation to Barry Zito's Strikeout for Troops Foundation in support of injured service men and women... In 2010 participated in Sox Volunteer Corps events...Was San Diego's nominee for the 2007 Roberto Clemente Award and a Marvin Miller Man of the Year finalist...Won the 2006 Padres Chairman's Award, presented to the player who personifies the philanthropic spirit of Chairman John Moores and his family...While with the Padres, was an active participant at military events in the San Diego community and made appearances at local military bases...Hosted leadership camps in Mobile, Ala. and San Diego.

Jake
Peavy



Jake Peavy, Continued

Jake Peavy's Career Record

YEAR	CLUB	W-L	ERA	G	GS	CG	SHO	SV	IP	H	R	ER	HR	HB	BB	SO	WP	BK
1999	Idaho Falls	2-0	0.00	2	2	0	0	0	11.0	5	0	0	0	0	1	13	0	0
	AZL Padres	7-1	1.34	13	11	1	0	0	73.2	52	16	11	4	3	23	90	5	3
2000	Fort Wayne	13-8	2.90	26	25	0	0	0	133.2	107	61	43	6	9	53	164	8	2
2001	Mobile	2-1	2.57	5	5	0	0	0	28.0	19	8	8	3	3	12	44	1	0
	Lake Elsinore	7-5	3.08	19	19	0	0	0	105.1	76	41	36	6	6	33	144	5	0
2002	Mobile	4-5	2.80	14	14	0	0	0	80.1	65	26	25	4	5	30	89	1	1
	SAN DIEGO	6-7	4.52	17	17	0	0	0	97.2	106	54	49	11	3	33	90	4	1
2003	SAN DIEGO	12-11	4.11	32	32	0	0	0	194.2	173	94	89	33	6	82	156	2	0
2004	Mobile	0-1	5.79	1	1	0	0	0	4.2	7	4	3	1	0	2	4	0	0
	SAN DIEGO	15-6	2.27	27	27	0	0	0	166.1	146	49	42	13	11	53	173	1	1
2005	SAN DIEGO	13-7	2.88	30	30	3	3	0	203.0	162	70	65	18	7	50	216	3	1
2006	SAN DIEGO	11-14	4.09	32	32	2	0	0	202.1	187	93	92	23	6	62	215	4	0
2007	SAN DIEGO	19-6	2.54	34	34	0	0	0	223.1	169	67	63	13	6	68	240	4	0
2008	SAN DIEGO	10-11	2.85	27	27	1	0	0	173.2	146	57	55	17	5	59	166	6	0
2009	Charlotte	1-1	3.00	4	4	0	0	0	15.0	14	6	5	1	1	4	17	0	0
	SAN DIEGO	6-6	3.97	13	13	1	0	0	81.2	69	38	36	7	1	28	92	2	1
	CHICAGO (AL)	3-0	1.35	3	3	0	0	0	20.0	11	3	3	1	0	6	18	0	1
2010	CHICAGO (AL)	7-6	4.63	17	17	1	1	0	107.0	98	55	55	13	5	34	93	2	1
2011	Birmingham	0-0	6.75	2	2	0	0	0	4.0	9	5	3	0	0	1	4	1	0
	Charlotte	1-1	3.75	4	4	0	0	0	24.0	21	10	10	3	0	1	26	1	0
	CHICAGO (AL)	7-7	4.92	19	18	1	1	0	111.2	117	61	61	10	3	24	95	4	0
2012	CHICAGO (AL)	11-12	3.37	32	32	4	1	0	219.0	191	88	82	27	10	49	194	3	2
2013	CHICAGO (AL)	8-4	4.28	13	13	1	0	0	80.0	74	41	38	14	1	17	76	0	1
	BOSTON	4-1	4.04	10	10	1	0	0	64.2	56	29	29	6	1	19	45	0	1
	Birmingham	1-0	1.80	1	1	0	0	0	5.0	5	1	1	0	0	2	4	0	0
Major League Totals		132-98	3.51	306	305	15	6	0	1945.0	1705	799	759	206	65	584	1869	35	10
Minor League Totals		38-23	2.69	91	88	1	0	0	486.0	380	178	145	28	27	162	599	22	6
Red Sox Totals		4-1	4.04	10	10	1	0	0	64.2	56	29	29	6	1	19	45	0	1

- 1999 Signed by the San Diego Padres as a 15th-round selection in the June Draft
- 2004 On disabled list with a strained right forearm, May 20-July 2
- 2008 On disabled list with a strained right elbow, May 15-June 12
- 2009 On disabled list with a strained right ankle, June 9-September 19
- 2009 Acquired by the Chicago White Sox in exchange for LHP's Clayton Richard, and Aaron Poreda, and RHP's Adam Russell and Dexter Carter, July 31.
- 2010 On disabled list with a detached latissimus dorsi muscle in his right posterior shoulder, July 7 through the remainder of season.
- 2011 On disabled list recovering from surgery to repair a detached latissimus dorsi muscle in his right posterior shoulder, March 30-May 11
- 2011 On disabled list with a strained right adductor, June 8-22
- 2013 On disabled list with a fractured left rib, June 5-July 19
- 2013 Acquired by the Boston Red Sox in a 3-team, 7-player deal along with RHP Brayan Villarreal from the Detroit Tigers with Boston sending INF Jose Iglesias to Detroit, and OF Avisail Garcia (acquired from Detroit), and RHP's J.B. Wendelen and Francis Montes, and INF Cleuluis Rondon to the Chicago White Sox, July 30

Division Series Record

YEAR	CLUB	W-L	ERA	G	GS	CG	SHO	SV	IP	H	R	ER	HR	HB	BB	SO	WP	BK
2005	SD vs. STL	0-1	16.62	1	1	0	0	0	4.1	8	8	8	2	0	3	3	1	0
2006	SD vs. STL	0-1	8.44	1	1	0	0	0	5.1	11	5	5	1	0	1	2	0	0
2013	BOS vs. TB	0-0	1.59	1	1	0	0	0	5.2	5	1	1	0	0	0	3	0	0
Division Series Totals		0-3	8.22	3	3	0	0	0	15.1	24	14	14	3	0	4	8	1	0

League Championship Series Record

YEAR	CLUB	W-L	ERA	G	GS	CG	SHO	SV	IP	H	R	ER	HR	HB	BB	SO	WP	BK
2013	BOS vs. DET	0-1	21.00	1	1	0	0	0	3.0	5	7	7	0	0	3	1	0	0

World Series Record

YEAR	CLUB	W-L	ERA	G	GS	CG	SHO	SV	IP	H	R	ER	HR	HB	BB	SO	WP	BK
2013	BOS vs. STL	0-0	4.50	1	1	0	0	0	4.0	5	7	7	0	0	3	1	0	0

All-Star Game Record

YEAR	CLUB	W-L	ERA	G	GS	CG	SHO	SV	IP	H	R	ER	HR	HB	BB	SO	WP	BK
2005	NL at DET	0-0	0.00	1	0	0	0	0	0.2	1	0	0	0	0	0	1	0	0
2007	NL at SF	0-0	0.00	1	1	0	0	0	1.0	1	0	0	0	0	0	0	0	0
2012	AL at KC																	
All-Star Game Totals		0-0	0.00	2	1	0	0	0	1.2	2	0	0	0	0	0	1	0	0

Selected--Did Not Pitch

World Baseball Classic Record

YEAR	CLUB	W-L	ERA	G	GS	CG	SHO	SV	IP	H	R	ER	HR	HB	BB	SO
2006	USA	0-0	3.38	2	2	0	0	0	8.0	6	3	3	1	0	1	6
2009	USA	0-1	14.40	2	2	0	0	0	5.0	8	8	8	2	1	5	5
WBC Totals		0-1	7.62	4	4	0	0	0	13.0	14	11	11	3	1	6	11

Jake Peavy, Continued

Career Fielding Record

YEAR	CLUB	POS	PCT.	G	GS	PO	A	E	TC	DP
2002	SAN DIEGO	P	1.000	17	17	9	19	0	28	0
2003	SAN DIEGO	P	.925	32	32	17	20	3	40	3
2004	SAN DIEGO	P	.971	27	27	10	24	1	35	4
2005	SAN DIEGO	P	.971	30	30	10	24	1	35	1
2006	SAN DIEGO	P	.955	32	32	22	20	2	44	1
2007	SAN DIEGO	P	1.000	34	34	21	27	0	48	1
2008	SAN DIEGO	P	.950	27	27	13	25	2	40	3
2009	SAN DIEGO	P	.938	13	13	5	10	1	16	0
	CHICAGO (AL)	P	1.000	3	3	0	3	0	3	1
2010	CHICAGO (AL)	P	1.000	17	17	8	16	0	24	0
2011	CHICAGO (AL)	P	.938	19	18	9	6	1	16	0
2012	CHICAGO (AL)	P	.973	32	32	14	22	1	37	3
2013	CHICAGO (AL)	P	1.000	13	13	6	5	0	11	0
	BOSTON	P	1.000	10	10	4	5	0	9	0
Career Totals			P .969	306	305	148	226	12	386	17


Career Batting Totals

	AVG.	G	AB	R	H	2B	3B	HR	RBI	SH	SF	HB	BB	SO	SB	CS	E
Major League Totals	.173	306	433	40	75	15	1	2	27	45	2	3	19	122	0	2	12

Career Single-Game Highs

INNINGS PITCHED	9.0, 14 times, last 8/25/13 at LAD
LOW-HIT COMPLETE GAME	2, 3 times, last 4/5/08 for SD vs. LAD (9.0 IP)
STRIKEOUTS	16, 2 times, last 4/25/07 for SD at ARI
HITS ALLOWED	12, 7/14/12 for CWS at KC
RUNS ALLOWED	9, 7/26/02 for SD at ARI
WALKS ALLOWED	7, 4/22/10 for CWS vs. TB
HOME RUNS ALLOWED	4, 2 times, last 7/17/08 for SD at STL
WINNING STREAK	8, 9/22/04-5/26/05
EJECTIONS	5/7/04 at FLA (HP Doug Eddings) 6/16/07 at CHC (HP Mike Everitt)
SCORELESS INNINGS STREAK	23.0, 7/27-8/12/07

Jake
Peavy



DUSTIN PEDROIA 15

Full Name: Dustin Luis Pedroia
Bats: Right **Throws:** Right **Height:** 5-8 **Weight:** 165
Age: 30 (Turns 31 on August 17)
Born: August 17, 1983 in Woodland, CA
Resides: Chandler, AZ
Major League Service: 7 years, 41 days
Acquired: Selected in the second round of the June 2004 draft
Signed By: Dan Madsen (Red Sox)
Contract Status: Signed through 2021



2B

Career Highlights

- Helped BOS to the 2013 World Championship, his 2nd title...Also won the World Series as consensus American League Rookie of the Year in 2007.
- Named the AL MVP and took home both Gold Glove and Silver Slugger awards at 2B in 2008.
- Is a 4-time American League All-Star (2008-10, 2013)...Won the fan vote as the starter at 2B in 2008-09 (did not attend in 2009).
- Took home his 2nd and 3rd Gold Glove awards at 2nd base in 2011 and 2013...Is the only Red Sox to win multiple Gold Gloves since Dwight Evans collected his 8th in 1985...Is 1 of 6 Red Sox to earn at least 3 Gold Gloves, along with Evans, Frank Malzone (3 at 3B), Carl Yastrzemski (7 at OF), George Scott (3 at 1B), and Fred Lynn (4 in OF)...The only other Red Sox ever to win the award as a 2B was Doug Griffin in 1972.

RED SOX MOST VALUABLE PLAYERS

YEAR	PLAYER	POS
1938	Jimmie Foxx	1B
1946	Ted Williams	OF
1949	Ted Williams	OF
1958	Jackie Jensen	OF
1967	Carl Yastrzemski	OF
1975	Fred Lynn	OF
1978	Jim Rice	OF
1986	Roger Clemens	RHP
1995	Mo Vaughn	1B
2008	Dustin Pedroia	2B

(List reflects only BBWAA award winners)

- Named the 2B in the starting lineup of the All-Fenway Team on 9/26/12.
- Earned the Thomas A. Yawkey Memorial Award as the Red Sox MVP from the Boston Baseball Writers for a 2nd time in 2012 (also 2008)...No other Sox 2B has ever been given the award.
- Honored as winner of the 2013 Heart and Hustle Award...Presented by the MLB Players Alumni Association and voted on by alumni and active major league players, the award is given annually to an active player who demonstrates a passion for the game of baseball and best embodies the values, spirit, and traditions of the game.
- Received the 2011 Jackie Jensen Award from the Boston Chapter of the BBWAA...The award is presented annually to a major league player for spirit and determination.
- Career .991 fielding percentage at 2B is the best in AL history among those with at least 650 games at the position.
- Holds the longest career errorless games and chances streaks at 2B in Red Sox history, logging 98 games and 439 total chances without a miscue from 7/30/09-5/19/10 and 7/29/09-5/20/10, respectively.
- Despite playing only 31 games in 2006, his 1st ML campaign, his 287 career doubles are 4th most by a Red Sox in his 1st 8 big league seasons after Wade Boggs (314), Ted Williams (314), and Carl Yastrzemski (290).
- With 287 doubles and 119 stolen bases in his career, is the only major leaguer ever to reach those totals within his 1st 8 seasons...Only 11 others have reached those marks within their 1st 9 campaigns: Bobby Abreu, Jeff Bagwell, Ben Chapman, Ray Durham, Nap Lajoie, Bob Meusel, Alex Rios, Brian Roberts, Jimmy Rollins, Honus Wagner, and David Wright.
- Has hit at least .288 in all 7 full ML seasons...The only other big leaguers to do that every season since 2007 are Miguel Cabrera and Matt Holliday (min. 350 PA)...His 4 seasons batting at least .300 are the most in club history among 2B.
- Has a .340 AVG against southpaws over the last 3 seasons...In that time, ranks 2nd in the AL with a .427 OBP vs. LHP, trailing only Miguel Cabrera (.461).
- Owns a .397 AVG (48-for-123) in 30 career starts in the clean-up spot in the order, with 7 homers and 28 RBI in those contests.
- Has a career .335 AVG (163-for-487) in Interleague play, 2nd best among active players to Nick Markakis' .336 (min. 300 PA).

Dustin Pedroia, Continued

🔴 Career AVG of 11.3 PA per strikeout (404 SO/4,548 PA) is the best among active American Leaguers and ranks 4th among active big leaguers (min. 3,500 PA) after Juan Pierre (17.3), and Placido Polanco (14.7), and Yadier Molina (11.3).

🔴 With 422 walks and 404 strikeouts, is 1 of 3 active big leaguers with at least 400 walks and more walks than strikeouts, along with Albert Pujols (1,067 BB, 835 SO) and Joe Mauer (616 BB, 564 SO).

🔴 Since the start of his 1st full season in 2007, ranks 2nd in MLB with 283 doubles (Robinson Cano, 300)...In that time, ranks 4th among AL leaders with 646 runs and 1,008 hits, and is 7th among AL qualifiers with a .305 AVG...Also 3rd in the AL in that period with 349 multi-hit games and 107 3+ hit games, T-7th with 17 4-hit games, 5th with 1,648 times on base, 8th with 393 extra-base hits, and 3rd with 17,713 pitches faced.

🔴 Ranks among ML leaders at 2B since 2007 in games (4th, 981), games started (4th, 972), innings played (4th, 8,538.0), putouts (5th, 1,700), total chances (5th, 4,408), and assists (5th, 2,670)...Has the 3rd-highest zone rating at the position in that time at .838.

🔴 Joined Robinson Cano as the only AL 2B with at least 10 homers in all 5 seasons from 2008-12...The only other Red Sox 2B with as many 10+ homer campaigns is Bobby Doerr, who did it 12 times (1939-44, 1946-51)...All 89 homers since 2008 have come while playing 2B, 3rd among AL players at the position during that time.

🔴 Led the AL in runs scored in both the 2008 and 2009 campaigns, scoring 118 and 115 times, respectively...Paced the majors with 54 doubles and tied for the ML lead with 213 hits that season (also SEA's Ichiro Suzuki).

🔴 Has reached the 40-double mark 3 times (2008-09, 2013), a Red Sox record among 2B...His 6 seasons with at least 30 doubles (2007-09, 2011-13) are tied with Bobby Doerr for the club record at the position.

🔴 Has hit 287 doubles in 1,016 career games...Among all major leaguers who debuted in 1900 or later, only Hall of Famers Joe Medwick (327), Hank Greenberg (310), Al Simmons (296), and Chick Hafey (293), as well as Nomar Garciaparra (293) and Todd Helton (290), had as many doubles through their first 1,016 games.

🔴 Is 8th on the club's all-time list with 119 stolen bases...Marks the most ever by a Red Sox 2B and 3rd on the club in the live ball era (since 1920) behind Jacoby Ellsbury (241) and Carl Yastrzemski (168).

🔴 Has recorded 5, 15-steal seasons (2008-09, 2011-13), the most by a Red Sox in the live ball era (since 1920) and the most ever 15-SB campaigns by a Red Sox 2B...Also tallied at least 15 homers in 2008-09 and 2011-12 for a franchise-record 4 seasons with at least 15 home runs and 15 stolen bases.

🔴 With career-highs in homers (21) and stolen bases (26) in 2011, became the 7th Red Sox to record 20 homers and 20 steals in a single season (2nd in 2011, also Jacoby Ellsbury), the 8th time it has been done in club history...Joined Ellsbury as the only set of Sox teammates to do it in the same season.

🔴 Has a club-record 5 seasons with at least 50 extra-base hits and 15 stolen bases (2008-09, 2011-13), 2nd most among AL players since 2007 after Alex Rios (6).

🔴 On 7/24/13, agreed to an 8-year contract from 2014-21...2021 would be his 16th season with the Red Sox, which would tie him with Jim Rice for the 5th most in club history behind Carl Yastrzemski (21), Dwight Evans (19), Ted Williams (19), and Tim Wakefield (17)...On 12/3/08, signed a 6-year contract through 2014 with a club option for 2015.

🔴 Owns a .247 AVG (44-for-178) with 5 homers and 25 RBI in 44 career playoff games, 3rd most in club history behind David Ortiz (73) and Jason Varitek (63)...Has started at 2B in each of the club's postseason games since 2007.

🔴 Ranks among Red Sox all-time postseason leaders in doubles (2nd, 13), runs (3rd, 30), hits (4th), home runs (T-6th), extra-base hits (3rd, 18), RBI (4th), and total bases (4th).

RED SOX SINGLE-SEASON FIELDING PERCENTAGE LEADERS

YEAR	PLAYER	PCT.	TC	E
2006	Mark Loretta	.994	639	4
2013	Dustin Pedroia	.993	688	5
1948	Bobby Doerr	.993	802	6
2012	Dustin Pedroia	.992	625	5
2008	Dustin Pedroia	.992	733	6
2009	Dustin Pedroia	.991	663	6
1961	Chuck Schilling	.991	854	8
2007	Dustin Pedroia	.990	625	6
2011	Dustin Pedroia	.990	722	7

MOST 15 SB SEASONS IN RED SOX HISTORY

PLAYER	NO. SEASONS (YEARS)
Harry Hooper	12 (1909-20)
Tris Speaker	7 (1909-15)
Heinie Wagner	6 (1907-12)
Freddy Parent	6 (1901-06)
Dustin Pedroia	5 (2008-09, '11-13)
Larry Gardner	5 (1911-14, '17)
Jimmy Collins	5 (1901-05)

Dustin
Pedroia

2013: In 4th All-Star season, played in a career-high 160 games (T-3rd in AL), with all 160 at 2B, including 159 starts...Both led MLB at the position and set Red Sox records for a 2B (prev. Pedroia's 159 games and 158 starts in 2011).

🔴 Named MLBPA's Heart and Hustle Award winner in his 4th consecutive season as the Red Sox' nominee.

🔴 T-2nd in the AL with both 193 hits, the most in MLB as a 2B, and 58 multi-hit games.

🔴 Finished 3rd in the AL with 269 times on base...Reached safely in a career-high tying 137 contests (also 2008), ranking 5th among major leaguers and 3rd in the AL.

Dustin Pedroia, Continued

🔴 Ranked 10th in the AL with a .301 AVG...T-3rd in the AL with a team-high 42 doubles.

🔴 Led the AL (2nd in MLB) with 91 hits with 2 strikes...Topped the majors with 21 hits on an 0-2 count.

🔴 Drew 73 walks compared to 75 strikeouts (0.97 BB/SO) the 3rd-best ratio among AL players with at least 100 AB...Was the 7th-hardest AL batter to fan (9.7 PA per SO).

🔴 Also placed among AL leaders in runs (T-8th, 91), OBP (10th, .372), walks (T-12th, 73), and at-bats (3rd, 641)...Ranked 2nd in the AL with a .354 AVG vs. LHP.

🔴 Hit .315 (97-for-308) at home...Played in all 81 games at Fenway Park, reaching base safely in 68 of those contests.

🔴 Posted a .338 AVG/.379 OBP/.506 SLG in 20 games vs. NL teams.

🔴 Started at 2B in each of BOS' first 70 games from 4/1-6/15 before 1st off-day 6/17...Was the 1st Red Sox to do that since Marty Barrett in 1986 (started 1st 99 G at 2B)...Did not miss another game until sitting out the regular season finale on 9/29 at BAL...Only appearance as a sub was as a pinch-hitter on 9/21 vs. TOR.

🔴 Earned his 3rd career Rawlings Gold Glove Award...Also named Wilson's AL Defensive Player of the Year...Ranked 2nd among AL qualifiers at 2B with a .993 fielding percentage (5 E/688 chances), barely trailing TB's Ben Zobrist, .9927 to .9928...Was the best ever single-season mark by a Red Sox 2B with at least 650 chances and the 2nd-best by a Red Sox 2B overall after Mark Loretta in 2006 (.994, 639 chances)...Led the AL in zone rating at the position (.836).

🔴 Made 1st error of 2013 in his 70th game on 6/15 at BAL after club-record 69 errorless games at 2B to begin the year...Was the longest streak by a Red Sox 2B at any point in a season since Bobby Doerr's club-record 73-gamer in 1948...Snapped 97 errorless games overall dating back to 8/30/12, 1 shy of Pedroia's club-record for a 2B (98 G, 7/30/09-5/19/10).

🔴 Led the Red Sox with 21 go-ahead RBI (T-10th in the AL) and tied for the team lead with 12 game-winning RBI (T-10th in the AL).

🔴 On 7/24 signed an 8-year contract w/ the Red Sox beginning in 2014 and continuing through the 2021 season.

🔴 Hit safely in 10 of 11 games as batting leadoff, all from 9/10-22 (.327, 16-for-49, 8 R), his 1st games in the No. 1 slot since 2009...Knocked 3rd career leadoff homer on 9/17 vs. BAL, his 1st since 10/3/09.

🔴 On 4/1 at NYY, made 7th straight Opening Day start for BOS at 2B, passing Marty Barrett (6) for 2nd in club history at the position (Bobby Doerr, 13).

🔴 Was the 1st Red Sox to reach safely in the club's first 18 games of a season since Manny Ramirez in 2001 (first 23 games)...Was BOS' first 2B to do it since Mike McNally in 1920 (First 18 G)...The 18-game run was his longest season-opening on-base streak (.313, 21-for-67, 14 BB).

🔴 Hit a go-ahead solo homer in the 8th inning on 5/6 vs. MIN...Was his 1st HR since 9/11/12 vs. NYY, ending a career-long 48-game homerless drought.

🔴 Had 5 straight multi-hit games from 5/8-12 (.571 AVG, 12-for-21)...Ranked 6th in the AL with a .325 AVG (81-for-249) from 5/8 until the All-Star break, with 14 go-ahead RBI in that time (T-2nd in the AL).

🔴 Reached safely in season-high 22 consecutive games from 5/22-6/13 (.306, 26-for-85, 11 BB, HBP), his longest single-season on-base streak since a career-high 37-gamer, 6/15-7/28/11.

🔴 Went 0-for-2 in the All-Star Game on 7/16 at Citi Field after entering as a pinch-runner in the 1st inning.

🔴 Ended an 0-for-16 slide with a 2-run homer off SEA's Joe Saunders in the 2nd inning on 7/30.

🔴 Played in his 1,000th career ML game on 9/8 at NYY, becoming the 29th player to reach the mark with the Red Sox.

🔴 Hit in 13 of his last 16 games of the season at .338 (23-for-68)...Ended his season with back-to-back 3-hit games, 9/27-28 at BAL.

🔴 Underwent successful surgery to repair the ulnar collateral ligament in his left thumb on 11/13...Was performed by Dr. Donald Sheridan in Scottsdale, AZ.





Dustin Pedroia, Continued

2012: Named Red Sox MVP by the Boston Baseball Writers...Topped the club in games (141), at-bats (563), hits (163), doubles (39), multi-hit games (47), total bases (229), extra-base hits (tied, 57), and stolen bases (20), and paced Sox qualifiers in OBP (.347).

📌 Tied for 8th in the AL in doubles...Was the 3rd-hardest AL qualifier to strike out, fanning once every 10.4 PA (60 SO/623 PA).

📌 Among primary 2B in the AL, ranked 2nd in AVG (.290), OBP, SLG (.449), and OPS (.797), trailing only NYY's Robinson Cano in each category...Finished 2nd in the AL in hits (159) and doubles (tied, 38) as a 2B and was 3rd in the AL in extra-base hits (56) and total bases (248) at the position.

📌 Was his 4th career 20-SB season...Matched TEX's Ian Kinsler for the 2nd-most thefts in the AL as a 2B after CLE's Jason Kipnis (31).

📌 Batted .305 (50-for-164) with an .848 OPS against left-handed pitching, including a .338 AVG and .929 OPS off southpaws beginning 5/2, with a .411 OBP/1.156 OPS from 7/25 through the end of the year.

📌 Missed 6 games after leaving 5/28 vs. DET due to a jammed right thumb...Hit .210 (22-for-105) in his next 26 games before landing on the 15-day DL on 7/6 (retro to 7/4) with a right thumb sprain.

📌 Following 7/19 activation from DL, ranked 8th in AL with 82 hits, accumulating a .318 AVG/.372 OBP/.508 SLG line over the duration of the season...Started 67 of BOS's last 70 contests beginning 7/19, including 51 straight through 9/12.

📌 Reached base safely in all but 5 of his last 55 games dating back to 8/1 (.330, 70-for-212, 21 BB, 2 HBP).

📌 Tied for the ML lead with 20 doubles from 8/5 through the end of the season...Beginning on 8/5, also ranked among AL leaders in AVG (5th, .340), OBP (4th, .400), SLG (7th, .543), OPS (5th, .943) and extra-base hits (5th, 27)...No other qualifying middle infielder in the AL had a better OBP, SLG, OPS, or more extra-base hits in that time (min. 165 PA).

📌 Tallied a season-high 18-game on-base streak from 4/29-5/17...Also had 17-game on-base streaks from 8/1-18 and 8/21-9/7...The only other AL players with as many on-base streaks of at least 17 games in 2012 were DET's Prince Fielder, NYY's Derek Jeter, and MIN's Justin Morneau (3 each).

📌 Notched season-high 15-game hit streak from 8/21-9/4 (.393, 24-for-61, 7 2B, 2 HR, 8 RBI)...Also posted a 14-game hit streak 4/29-5/13 and a 13-gamer 8/5-18.

📌 Homered 5 times in a span of 9 home games from 8/23-9/11, including in back-to-back contests from 9/9-11.

📌 Recorded his 1,000th career hit with a 1st-inning double on 9/3 at SEA in his 833rd game...Was the 7th-fewest ML games for a Red Sox player to reach the 1,000-hit plateau after Nomar Garciaparra (746), Wade Boggs (747), Johnny Pesky (774), Tris Speaker (803), Ted Williams (814), and Jim Rice (827).

📌 Stole 2 bases 9/26 vs. TB to reach 100 in his career and pass Jerry Remy (98) for the most ever for a Red Sox 2B.

📌 Led AL qualifiers with a career-best .992 fielding percentage in 139 games/starts at 2nd base (5 E/625 TC), the 3rd-best single-season mark by a Red Sox 2B after Mark Loretta in 2006 (.994) and Bobby Doerr in 1948 (.993)...Ranked 2nd in the AL in zone rating at the position (.834)...Was a finalist for Rawlings' AL Gold Glove at 2B and was the Red Sox representative as the team's Wilson Defensive Player of the Year.

📌 Went a then-single-season career-high 65 consecutive errorless games from 4/21-7/22.

📌 Knocked a 1-out single in the 7th inning on 4/29 at CWS to break up Gavin Floyd's no-hit bid.

📌 Collected 3 walks in back-to-back games on 5/6 vs. BAL and 5/7 at KC to tie a single-game career high...Became the 1st Red Sox middle infielder to draw at least 3 walks in consecutive contests since Pete Runnels from 8/14-15/59.

📌 Homered in back-to-back games from 7/25-27.

📌 Hit safely in 26 of 29 games in August at .342 (40-for-117)...Tied for the ML lead with 12 doubles in that month, matching his single-month career high (also September 2008)...Also ranked among AL August leaders in hits (T-2nd), doubles (1st in ML, 12), extra-base hits (T-3rd, 16), and runs (T-4th, 22).

📌 Collected season-high 4 hits and 5 RBI, including a double and a homer, in a 10-inning loss to LAA on 8/23...5 RBI matched a career high for the 5th time, 1st since 9/13/11 vs. TOR.

📌 Was ejected in the 9th inning by 1st base umpire Paul Nauert on 8/7/12 vs. TEX...It was his 2nd career ejection, also 8/19/08 at BAL.

📌 Recorded 1,000th career hit in his 833rd ML game on 9/3 at SEA...Was the 7th-fewest ML games for a Red Sox player to reach 1,000 hits behind Nomar Garciaparra (746), Wade Boggs (747), Johnny Pesky (774), Tris Speaker (803), Ted Williams (814), and Jim Rice (827).

2011: Set career highs with 21 homers, 91 RBI, 86 walks, 26 stolen bases, and a .387 OBP...Became 7th Red Sox to record 20 homers and 20 steals in a single season (2nd in 2011, also Jacoby Ellsbury), the 8th time it had been done in club history.

📌 Joined Ellsbury as the only set of Sox teammates to post 20 HR/20 SB in the same season.

📌 21 homers were 4th most in a single season by a Red Sox 2B (min. 100 games at 2nd base) to Bobby Doerr's 27 in 1948 and 1950, and 22 in 1940.



Dustin Pedroia, Continued

🔴 His 26 stolen bases marked the most by a Red Sox 2B since Jerry Remy's 30 in 1978.

🔴 Finished 2nd in the majors with a .358 AVG (64-for-179) against left-handed pitching, behind only TEX's Michael Young (.361)...Also placed among AL leaders in AVG (7th, .307), hits (6th, 195), multi-hit games (7th, 56), 3+ hit games (T-4th, 18), runs (T-8th, 102), total bases (9th, 301), times on base (4th, 282), walks (6th, 86), OBP (7th, .387), games (T-4th, 159), at-bats (6th, 635), and pitches seen (2nd in ML, 3,063).

🔴 Earned 2nd career Gold Glove Award at 2B...Had a .990 fielding pct., 2nd among qualifying AL 2B (LAA's Howie Kendrick, .992)...Led the AL in starts (1st in MLB, 158), games (159), and innings (1,392.1) as a 2B...Also ranked among AL leaders at the position in putouts (2nd, 290), chances (3rd, 722), assists (3rd, 425), and double plays (4th, 81).

🔴 Hit .321 (102-for-318) in 80 games at Fenway Park, the 10th-best home AVG in the AL...Notched a 25-game hit streak at Fenway from 6/4-8/3 (.426, 43-for-101), the 3rd-longest home hit streak by a Red Sox since at least 1916 and longest since Nomar Garciaparra's 31-gamer, 4/20-6/28/03.

🔴 Batted a team-best .406 (28-for-69) with 13 RBI in 17 games vs. NYY.

🔴 Posted a career-high, 25-game hit streak from 6/29-7/28 (.404, 44-for-109, 9 2B, 3B, 9 HR, 20 RBI, 27 R, 12 multi-hit games)...Was the longest run in the AL all year and the longest ever by a Red Sox 2B (prev. Del Pratt, 23 games, 6/23-7/14/1922)...Tied for 11th-longest in club history overall.

🔴 Tallied a career-high 37-game on-base streak from 6/15-7/28, hitting safely in 36 of those contests (.390, 60-for-154, 14 2B, 2 3B, 10 HR, 26 RBI, 36 R, 23 BB)...Was the 4th-longest on-base streak in MLB in 2011, the longest for a Red Sox since Kevin Youkilis' 44-game run from 7/12-9/10/08, and the longest for a BOS 2B since Jerry Remy's 37-gamer from 4/20-6/1/79.

🔴 Recorded career-high-tying 5-game multi-hit streaks twice (4th and 5th time in his career), 7/10-18 (.462, 12-for-26) and 7/30-8/3 (.476, 10-for-21)...Tallied career-long 8-game extra-base hit streak from 7/7-18 (5 2B, 5 HR), the longest by a Red Sox 2B since at least 1916.

🔴 Started 25 games in the cleanup spot (.347, 35-for-101, 5 HR, 21 RBI)...Homered in each of his 1st 2 starts in the 4-hole, 6/30 and 7/5, and in 4 straight games as the cleanup hitter dating back to 9/2/08, the longest such streak by a Red Sox since Manny Ramirez, 6/2-5/01...Sac bunt on 8/12 at SEA was the 1st by a Sox clean-up hitter since Ellis Burks on 8/30/90 at CLE.

🔴 Hit over .300 in every month after April (.255) and May (.227), batting .340 in June, .411 in July, .303 in August and .304 in September.

🔴 Named AL Player of the Month for July, leading MLB with 46 hits, .411 AVG (min. 84 PA), 27 runs (tied), 81 total bases, and 18 extra-base hits (tied)...The 46 hits were the most for a Red Sox player during July of any season since 1939...Tied for the AL lead with 8 July homers, his most in any month and the most by a Red Sox 2B in July since 1964 (Felix Mantilla, 10).

🔴 Opening Day on 4/1 at TEX marked 1st game action since 8/18/10.

🔴 Tallied 3 hits in each of Boston's first 3 home games from 4/8-10, the 2nd Red Sox ever to do that (also Ira Flagstad in 1926)...Was the 1st player in Sox history to have at least 3 hits and 2 RBI in each of the team's 1st 2 home games of a season (3 RBI on 4/8, 2 RBI on 4/9).

🔴 Knocked 1st homer of the season on 4/8 vs. NYY, a solo shot in the 1st...Marked 3rd straight year going deep in the Sox home opener...The only other Red Sox to do that was Fred Lynn from 1978-80 (Elias).

🔴 Had a career-long stretch of 17 games without an RBI from 5/3-22...Drove in 81 runs in his remaining 114 games after that stretch.

🔴 Had 2 hits in 1st inning 5/25 at CLE, including a 2-run homer.

🔴 Drew 21 walks in June, most of any month of his career.

🔴 Had a 62-game errorless streak from 6/26-9/3, 11 shy of Bobby Doerr's single-season club record of 73 games from 6/23-9/19/48.

🔴 From 7/5-16, became the 2nd Red Sox 2B to hit 6 homers in an 8-game span (also Bobby Doerr in 1948 and 1950)...Went deep in 3 straight games, 7/10-16, his longest such single-season streak and the 1st Red Sox 2B to do it since Felix Mantilla from 9/18-20/64.

🔴 Drove in the game-winning run in the top of the 16th inning on 7/17 at TB, with a single scoring Josh Reddick...Notched 3 of Boston's 5 hits in the 1-0 victory.

🔴 Hit 200th career double on 9/3 vs. TEX in his 691st ML game...Since 1916, the only other Red Sox to reach the

MVP AWARD WINNERS AT 2B

YEAR	PLAYER	CLUB
1931	Frankie Frisch	STL
1937	Charlie Gehringer	DET
1942	Joe Gordon	NYN
1949	Jackie Robinson	BRK
1959	Nellie Fox	CWS
1975	Joe Morgan	CIN
1976	Joe Morgan	CIN
1984	Ryne Sandberg	CHC
2000	Jeff Kent	SF
2008	Dustin Pedroia	BOS

(List reflects only BBWAA award winners)

Dustin Pedroia, Continued

mark that quickly was Nomar Garciaparra (665th game).

🔴 Tied career highs with 5 RBI and 4 extra-base hits (2 2B, 2 HR) in an 18-6 win vs. TOR on 9/13 (4-for-5, season-high 4 R)...Was 3rd-career multi-homer game.

🔴 Underwent surgery on 9/30 to remove a screw from his left foot that had been inserted during a surgical procedure on 9/3/10.

2010: Named to 3rd straight All-Star team, but limited to 75 games due to a fractured left foot suffered in June.

🔴 Hit 6 home runs in April, the most ever by a Red Sox 2B.

🔴 Ranked among June AL leaders in SLG (4th, .626), AVG (5th, .374), OBP (5th, .449), extra-base hits (5th, 14), doubles (T-6th, 9), and runs (T-8th, 19).

🔴 Doubled in 7 straight home games from 6/1-15, tied with Wade Boggs (7/15-8/1/83) for the longest such streak in Red Sox history.

🔴 Hit safely in 12 of 13 games from 6/10-24 (.500, 26-for-52, 4 HR, 13 RBI, 17 R), with 9 multi-hit efforts.

🔴 Recorded 1st career walk-off hit on 6/20 vs. LAD, a 2-out RBI single in the 9th inning.

🔴 Set a career high and matched the Red Sox record with 3 home runs on 6/24 at COL...Was the 20th Red Sox (25th time) with 3 homers in a game, 1st since Kevin Millar, 7/23/04 vs. NYY...Became the 2nd Red Sox 2B to do it (also Bobby Doerr, 6/8/50 vs. SLB).

🔴 Also singled and doubled in the 6/24 game for 3rd career 5-hit effort and a career-high 15 total bases, the most by a Red Sox since John Valentin on 6/2/95 vs. SEA (15)...Was the most total bases by any ML player since STL's Albert Pujols on 7/20/04 at CHC (15).

🔴 Fractured left foot on 6/25 at SF when he fouled a ball off the foot in the top of the 3rd inning...Landed on the DL the next day.

🔴 Attended the All-Star Game on 7/13 at Angel Stadium, but was unable to participate due to injury...Selected via the Player Ballot, a vote of the players, managers and coaches.

🔴 Played in 2 rehab games with Triple-A Pawtucket from 8/14-15 before being activated from the DL on 8/17... Appeared in 2 games from 8/17-18 and returned to the DL on 8/20 (retro to 8/19)...Remained sidelined for the duration of the season.

🔴 Underwent season-ending surgery on the navicular bone of his left foot on 9/3, performed by Dr. George Theodore and Dr. Tom Gill at Massachusetts General Hospital...A screw was inserted to promote healing of the fracture that occurred on 6/25 in SF.

2009: Named an All-Star and led AL in runs (115) for the 2nd straight season...Paced the Red Sox in games played (154) and doubles (48) and finished 2nd in stolen bases (20).

🔴 Also finished among the AL's top 10 in doubles (T-3rd, 48), times on base (7th, 264), at-bats (10th, 626), and hits (T-10th, 185).

🔴 Was the hardest player to strikeout in MLB (15.9 PA/SO)...Marked the best PA/SO ratio by a Red Sox since Wade Boggs in 1992 (19.3).

🔴 Became the 1st Red Sox to hold the outright AL lead in runs in back-to-back seasons since Dom DiMaggio from 1950-51 (Wade Boggs led the AL in 1988 and tied for the lead in 1989).

🔴 Posted at least 45 doubles for a 2nd straight season, the 1st Red Sox to do that since Wade Boggs from 1988-89... Notched 100th career double on 4/17 vs. BAL.

🔴 Recorded 3 or more hits in a game 20 times, T-3rd in the AL...Led the team with 3 games of 4+ hits.Colleced 20 stolen bases for 2nd straight year, 4th among primary AL 2B.

🔴 Belted 15 home runs, 6th among primary AL 2B...Was the 2nd straight year reaching that mark...Was the 6th AL 2B to post consecutive 15-HR/20-SB seasons, along with Robert Alomar (1999-2001), Ray Durham (2000-02), Alfonso Soriano (2001-03), Ian Kinsler (2007-09), and Chuck Knoblauch (1998-99).

🔴 Finished 3rd among AL 2B with a .991 fielding percentage (6 E/663 chances)...Was 4th in that group with 154 games played and 253 putouts.

🔴 Hit a home run in his 1st PA of the season, 4/7 vs. TB...Was the 1st reigning MVP to homer in his 1st PA since MIN's Justin Morneau in 2007...Jim Rice (1978 MVP) was the last Red Sox batter to go deep on Opening Day following an MVP campaign.

🔴 Also homered in his last PA of the year, 10/4 vs. CLE...Joined Alex Rodriguez as the only players in MLB to homer in their 1st and last PA of 2009.

20 HR/20 SB SEASONS, RED SOX HISTORY

PLAYER	YEAR	HR/SB
Jackie Jensen	1954	25/22
Jackie Jensen	1959	28/20
Carl Yastrzemski	1970	40/23
Ellis Burks	1987	20/27
John Valentin	1995	27/20
Nomar Garciaparra	1997	30/22
Jacoby Ellsbury	2011	32/39
Dustin Pedroia	2011	21/26

Dustin
Pedroia

Dustin Pedroia, Continued

🔴 Turned in 1st career multi-homer game on 9/8 vs. BAL... Belted 2nd career leadoff homer on 10/3 vs. CLE.

🔴 Led the team and ranked 5th in the AL with a .365 AVG in May.

🔴 Earned 2nd career All-Star selection, winning the starting job with 3,404,384 fan votes to beat out TEX's Ian Kinsler (3,331,298)...Withdrew from the 7/14 game at Busch Stadium in St. Louis due to a family health matter.

🔴 Hit .316 over his final 25 games of the season, including a season-high 16-game hit streak from 9/7-24 (.375, 24-for-64).

POSTSEASON: Started all 3 of BOS's ALDS games against the Angels at 2nd base, going 2-for-12 (.167) with a double, 2 RBI, and a run scored...Doubled in BOS's 1st 2 runs of the game and came around to score in the 3rd inning of Game 3 loss at Fenway Park.

2008: Named AL MVP after leading the majors with 54 doubles, tying for 1st with 213 hits (also SEA's Ichiro Suzuki), and placing 2nd with 118 runs and 61 multi-hit games, both AL highs.

🔴 Had the AL's 2nd-highest AVG at .326, 2 points behind MIN's Joe Mauer, and also ranked among the league leaders in at-bats (3rd, 653), times on base (3rd, 270), sac flies (T-3rd, 9), singles (T-3rd, 140), total bases (4th, 322), extra-base hits (7th, 73), and games (T9th, 157)...Fanned once every 13.96 PA, the 3rd-best ratio in the AL.

🔴 Placed 2nd in the AL with a .331 AVG (162-for-490) against righties...Hit .307 (50-for-163) with runners in scoring position and was 8-for-16 (.500) with the bases loaded.

🔴 Named AL MVP by the Baseball Writers Association of America on 11/18...Received 16 of 28 1st-place votes, 6 2nds, 4 3rds and 1 4th...The award was the 10th in Red Sox history and the 1st since Mo Vaughn's in 1995...Became just the 4th American Leaguer to win the award while playing the majority of his games at 2B and 10th overall ML 2nd baseman...DET's Charlie Gehringer (1937), NYY's Joe Gordon (1942), and CWS's Nellie Fox (1959) are the only other AL winners at the position...No other position has fewer MVP winners.

🔴 Joined Fred Lynn as the 2nd player ever to earn both AL MVP and Rookie of the Year honors with the Red Sox... Ryan Howard (2005-06) and Cal Ripken Jr. (1982-83) are the only other major leaguers ever to earn a league MVP the season after being named Rookie of the Year...Lynn (1975) and Ichiro Suzuki (2001) won both awards in the same season...Became the 20th former Rookie of the Year to be named MVP, just the 7th AL player to do it, joining Jose Canseco, Rod Carew, Lynn, Thurman Munson, Ripken, and Suzuki (Justin Verlander joined the group in 2011 and Buster Posey joined the group in 2012).

🔴 Selected as the 2B on the AL Gold Glove Team, just the 3rd Red Sox at any position to receive the honor since 1992 (Kevin Youkilis, 2007; Jason Varitek, 2005)...Was the 2nd award for a Red Sox 2B, 1st since Doug Griffin's in 1972.

🔴 Compiled a .992 fielding pct., 2nd among qualifying ML 2nd basemen to OAK's Mark Ellis (.993)...Was the 3rd-highest mark by a Red Sox 2B, trailing Mark Loretta's .994 in 2006 and Bobby Doerr's .993 in 1948 (since passed by Pedroia's .992 in 2012 and .993 in 2013)...Made just 6 errors in 733 total chances, tied with Doerr (1948) for fewest ever by a Sox 2B with at least 700 total chances in a season...Committed 1 miscue over his final 91 games, including a span of 61 consecutive errorless contests from 6/12-8/24, 12 shy of Doerr's club record of 73 games (1948) (since passed by Pedroia)...Ranked among AL leaders at his position in starts (1st, 155), games (2nd), assists (3rd, 448), total chances (4th), double plays (4th, 101), and putouts (5th, 279).

🔴 Chosen as the 2B on the AL Louisville Slugger Silver Slugger Team, the 1st Red Sox 2B ever to receive the honor.

🔴 Carlton Fisk (1972) and Fred Lynn (1975) are the only other players in club history to receive Rookie of the Year and Gold Glove honors within their first 2 full big league campaigns...Joined Jason Varitek (2005), Ellis Burks (1990) and Dwight Evans (1981) as the 4th Red Sox to win Gold Glove and Silver Slugger awards in the same season (Adrian Gonzalez and Jacoby Ellsbury also accomplished the feat in 2011).

🔴 Is 1 of 8 players ever to be named MVP, earn Rookie of the Year and Gold Glove awards, and win a World Series during his playing career, joining Willie Mays, Frank Robinson, Pete Rose, Johnny Bench, Thurman Munson, Cal Ripken, Jr., and Albert Pujols...Of that group, only Pedroia, Pujols, Ripken and Rose also added a Silver Slugger to their resume.

🔴 Was the 8th AL player ever to earn MVP, Gold Glove, and Silver Slugger awards in the same season, joining TEX's Alex Rodriguez (2003), SEA's Ichiro Suzuki (2001), TEX's Ivan Rodriguez (1999), SEA's Ken Griffey Jr. (1997), BAL's Cal Ripken, Jr. (1991), NYY's Don Mattingly (1985), and MIL's Robin Yount (1982)...The feat has also since been accomplished by MIN's Joe Mauer (2009)...Joins CHC's Ryne Sandberg (1984) as the only big league 2B to do it.

🔴 Became the first 2B ever to earn Red Sox Most Valuable Player honors from the Boston BBWAA Chapter...Finished 2nd behind Albert Pujols in the *This Year in Baseball* Hitter of the Year voting...Named the 2B on *Baseball America's* major league All-Star Second-Team.



Dustin Pedroia, Continued

🔴 Elected in fan balloting as the AL's starting 2B for the 7/15 All-Star game at Yankee Stadium...Played the first 5 innings (0-for-1, BB)...Became the 6th Red Sox All-Star starter at 2B joining Bobby Doerr (1941-43-44-46-50), Billy Goodman (1953), Pete Runnels (1960, both games), Felix Mantilla (1965), and Mark Loretta (2006).

🔴 Was 1st player to top the majors in hits and doubles in the same season since NYY's Don Mattingly in 1986...Became 1st Red Sox to lead the majors in hits since Wade Boggs in 1985 (240)...Also BOS's 1st AL doubles leader since Nomar Garciaparra (56) in 2002 and 1st AL runs leader since Boggs in 1989 (113).

🔴 Topped the Red Sox in AVG, games, at-bats, runs, hits, and doubles, was 2nd in OBP (.376), SLG (.493), and steals (tied, 20), and placed 3rd in RBI (83).

🔴 Became 3rd Red Sox player ever with 200 hits and 50 doubles in 1 season, joining Tris Speaker (222 H, 53 2B) in 1912 and Wade Boggs (205 H, 51 2B) in 1989...Is 1 of 36 players (45 times) in ML history to accomplish the feat...213 hits tied for 4th highest in club history.

🔴 His 54 doubles were the 2nd most ever for an AL 2B (DET's Charlie Gehringer, 60 in 1936)...Since passed by BAL's Brian Roberts (56 in 2009)...Were the 3rd-most 2-baggers ever by a Red Sox behind Earl Webb (67) in 1931 and Nomar Garciaparra (56) in 2002.

🔴 Became the 9th ML 2B to record 200 hits, 50 doubles, and 100 runs in a season...Was just the 5th 2B with 200 hits, 50 doubles, 100 runs, and 15 homers, joining Charlie Gehringer in 1936, Craig Biggio in 1998, Jose Vidro in 2000, and Alfonso Soriano in 2002.

🔴 Established club records by a 2B for runs, hits, doubles, total bases, and extra-base hits...Also had the highest AVG ever for a Red Sox at the position at .326, just ahead of Bobby Doerr (.325) in 1944...Became 1st Sox 2B ever to reach 15 homers and 15 stolen bases in a season (later accomplished in 2009, 2011-12).

🔴 His .326 AVG was highest by a right-handed Red Sox batter since Manny Ramirez (.349) in 2002...The 2nd-place finish in AL batting race was the best for a Red Sox since Bill Mueller and Manny Ramirez placed 1-2 in 2003.

🔴 Led the majors with 23 games with 3+ hits and 7 games with 4+ hits, the latter being the most by a Red Sox since Boggs (8) in 1986.

🔴 Had the AL's 4th-best home AVG at .344 (110-for-320)...His .309 (103-for-333) road AVG was 7th highest in the league...Hit safely in 29 consecutive road games, 5/31-8/11, matching the 2nd-longest streak in club history...Tris Speaker had road streaks of 32 games in 1912 and 29 games in 1913...Was the 2nd longest ever for a ML 2B (CLE's Johnny Temple, 33 games from 1960-61).

🔴 Ranked 3rd among AL 2B with 17 homers, behind CWS's Alexei Ramirez (21) and TEX's Ian Kinsler (18)...Topped AL 2B with 83 RBI...Drove in 28 runs over a 26-game span, 8/5-9/3...Tied career best with 5 RBI on 9/2 vs. BAL.

🔴 Successful on 95.2 percent (20-of-21) of stolen base attempts, the best rate in team history among players with at least 20 tries and tied for the best ratio among qualifying major leaguers in 2008 (also PHI's Jason Werth).

🔴 Had a 14-game hit streak from 4/12-25, a 17-gamer from 6/22-7/9, and hit safely in 10 straight games from 7/29-8/10...Tied a career best with 5 hits, 8/12 vs. TEX, becoming the 1st Red Sox player ever with 5 runs and 5 hits in the same game...Reached safely in 11 straight PA, 8/29-31 (9 H, 2 BB).

RED SOX ALL-TIME SINGLE-SEASON LEADERS

YEAR	PLAYER	HITS
1985	Wade Boggs	240
1912	Tris Speaker	222
1988	Wade Boggs	214
2011	Adrian Gonzalez	213
2008	Dustin Pedroia	213
1978	Jim Rice	213

YEAR	PLAYER	2B
1931	Earl Webb	67
2002	Nomar Garciaparra	56
2008	Dustin Pedroia	54
1912	Tris Speaker	53
2007	David Ortiz	52

Dustin
Pedroia

FILLING UP THE TROPHY CASE

Is 1 of 8 major leaguers ever to be named MVP, earn Rookie of the Year and Gold Glove awards, and win a World Series during his playing career.

PLAYER	ROY	MVP	GOLD GLOVE	WORLD SERIES
Willie Mays	1954	1954, 1965	1957-68	1954
Frank Robinson	1956	1961, 1966	1958	1966, 1970
Pete Rose	1963	1973	1969-70	1975-76, 1980
Johnny Bench	1968	1970, 1972	1968-77	1975-76
Thurman Munson	1970	1976	1973-75	1977-78
Cal Ripken, Jr.	1982	1983, 1991	1991-92	1983
Albert Pujols	2001	2005, 2008, 2009	2006-2010	2006, 2011
Dustin Pedroia	2007	2008	2008-2013	2007, 2013

Dustin Pedroia, Continued

👉 Notched 124 hits by the All-Star break, 1 shy of the then-team record.

👉 Ended a no-hit bid for LAA's John Lackey with a 1-out single in the 9th inning on 7/29 at Fenway Park.

👉 Was ejected on 8/19 at BAL by home-plate umpire Bob Davidson.

👉 Hit his 1st career grand slam on 8/27 at NYY...Was the 17th Red Sox grand slam at Yankee Stadium and the 2nd by a 2B (also Bill Regan, 1928).

POSTSEASON: Hit .233 (10-for-43) with 3 roundtrippers and 6 RBI over all 11 Red Sox games during the playoff run...Handled 56 chances without an error...Went 1-for-17 (.059) with an RBI in 4 ALDS contests against LAA...Was 0-for-15 to begin the postseason before a 5th-inning double in Game 4... Had been hitless in his previous 19 playoff AB since an 8th-inning double in Game 3 of the 2007 World Series...Rebounded to hit .346 (9-for-26) in 7 ALCS games, 2nd on the team behind Coco Crisp (.450)... Belted 3 home runs and drove in 5...His 9 runs tied for the 2nd most in club ALCS history behind Kevin Youkilis' 10 in 2007...Hit safely in 6 of 7 games, including each of the first 5, going 8-for-20 (.400) in that span...Went 3-for-5 with 2 homers, 2 RBI, 4 runs, and a walk in Game 2 at Tropicana Field, his 1st career multi-homer game and the 11th in Red Sox postseason history...Was the 2nd Boston 2B to do it, joining Todd Walker (Game 1 of the 2003 ALDS at OAK)...Was 1 run shy of the single-game ALCS mark...Belted a solo homer off Matt Garza in the 1st inning of the 7th and deciding game at TB, the Sox only run in the 3-1 loss.

2007: Selected consensus AL Rookie of the Year, leading all big league rookies with a .317 AVG (165-for-520), 10th best overall in the AL and 2nd among ML rookie 2B since 1900.

👉 Won the Jackie Robinson Award as the AL Rookie of the Year, selected by the Baseball Writers Association of America...Received 24 of 28 1st-place votes and 4 2nds for 132 total points and was the only player named on all 28 ballots...Was 6th Red Sox to receive the honor, 1st since Nomar Garciaparra in 1997, and the 4th AL player to win the award while playing the majority of his games at 2B, joining MIN's Rod Carew (1967), DET's Lou Whitaker (1978), and MIN's Chuck Knoblauch in 1991.

👉 Tabbed as the AL's top rookie by *The Sporting News* and received the Players' Choice Award, both by vote of the league's players...Selected as the Red Sox Rookie of the Year by the Boston BBWAA Chapter...Named as the 2B on Topps' Major League Rookie All-Star Team.

👉 Placed 2nd on Red Sox in runs (86) and doubles (39), ranked 3rd in AVG and hits (165), and 4th in OBP (.381).

👉 Paced all rookies and had the best batting AVG by a qualifying rookie 2B since 1900 at .3173, passing PIT's Jim Viox (.3171) in 1913...Also led all ML rookies in doubles (39), was 2nd in OBP (.380) and multi-hit games (49), and 3rd in runs (86) and hits (165)...Finished 2nd among AL rookies in total bases (230) and walks (47), and was 3rd in extra-base hits (48).

👉 Batting AVG was the 7th highest ever by a Red Sox qualifying rookie and had the 4th most doubles...Tallied the highest AVG and OBP for a Sox rookie since Fred Lynn in 1975 and the most runs and doubles since Nomar Garciaparra in 1997.

👉 Ranked 5th in the AL with a .351 AVG (93-for-265) at home, the highest Fenway Park figure for a BOS rookie since Fred Lynn (.365) in 1975...Batted .348 (57-for-164) vs. lefties, 3rd in the AL.

👉 Led off 29 games, 2nd most on the club, and hit .328 (40-for-122) in that spot.

👉 Posted a .990 fielding percentage (6 E/625 TC) in 137 games at 2nd base, 4th among AL qualifiers...Went 48 games without a miscue, 4/13-6/17, and made just 1 error in 90 games from 4/13-8/11...His 132 starts were the 3rd most ever at 2B for a Sox rookie behind Chuck Schilling in 1961 (157) and Mike Andrews in 1967 (135).

👉 Named AL's May Rookie of the Month after leading rookies in AVG (.415), doubles (6) and OBP (.472) in 21 contests.

RED SOX ROOKIES

Red Sox Rookies Of The Year

YEAR	PLAYER	POS
1950	Walt Dropo	1B
1961	Don Schwall	RHP
1972	Carlton Fisk	C
1975	Fred Lynn	OF
1997	Nomar Garciaparra	SS
2008	Dustin Pedroia	2B

Rookies Of The Year At Second Base

YEAR	PLAYER	CLUB
1953	Jim Gilliam	BRK
1962	Ken Hubbs	CHC
1963	Pete Rose	CIN
1965	Jim Lefebvre	LAD
1967	Rod Carew	MIN
1969	Ted Sizemore	LAD
1978	Lou Whitaker	DET
1982	Steve Sax	LAD
1991	Chuck Knoblauch	MIN
2008	Dustin Pedroia	BOS

(Lists reflect only BBWAA award winners)

Red Sox All-Time Rookie Batting Leaders

AVG	PLAYER	YEAR
.342	Patsy Dougherty	1902
.337	Ike Boone	1924
.331	Fred Lynn	1975
.331	Johnny Pesky	1942
.327	Ted Williams	1939
.322	Walt Dropo	1950
.317	Dustin Pedroia	2007
.310	Billy Goodman	1948
.309	Jim Rice	1975

Dustin Pedroia, Continued

👉 Hit safely in 14 straight games from 5/19-6/4, the longest streak by an AL rookie in 2007 and the longest by a Sox rookie since Nomar Garciaparra's club rookie record 30-gamer in 1997.

👉 Earned AL Player of the Week honors for 5/28-6/3 with a .609 AVG.

👉 Produced 5 hits and 5 RBI on 6/15 vs. SF... Was just the 4th Sox rookie ever with a 5-hit game, joining Fred Lynn (6/18/75 vs. DET), Dave Stapleton (9/16/80 vs. CLE), and Brian Daubach (8/14/99 vs. SEA)...Was the 1st BOS rookie with 5 RBI since Daubach, 8/13/99 vs. SEA...Became the 1st Red Sox 2B with at least 5 hits since Jerry Remy on 9/3/81 vs. SEA (6).

👉 Had surgery for a fractured hamate bone in his left wrist in November.

POSTSEASON: Hit .283 (17-for-60) with 2 homers and 10 RBI, starting all 14 playoff games at 2B...Set a postseason rookie record with 6 doubles, and his 12 runs matched Derek Jeter (1996) for the most ever for a rookie in the playoffs...Had 5th-most playoff hits ever for a rookie (tied by SF's Buster Posey in 2010)...Handled 53 chances without an error...Hit .160 (4-for-25) in BOS' 1st 6 contests before batting safely in the next 7 at .419 (13-for-31)...Went 2-for-13 (.154) in the 3-game ALDS sweep of LAA and batted .345 (10-29) in the ALCS against CLE...Set an ALCS rookie record with 8 runs (tied by TB's Evan Longoria in 2008)...Was 3-for-5 with a homer and 5 RBI in Game 7...Became the 1st rookie ever to homer in Game 7 of the ALCS and set a rookie ALCS mark for RBI in 1 game (passed by Longoria, 8 in 2008 Game 7)...Hit .278 (5-for-18) with 4 RBI in the World Series sweep of COL...Homered to lead off BOS' 1st in Game 1 at Fenway Park, joining BAL's Don Buford (1969) as the only players to hit a leadoff blast in a World Series opener...Was the 18th overall World Series leadoff homer, 1st ever by a rookie...Had 3 hits and 2 RBI in Game 3 at COL.

2006: Spent most of season at Triple-A Pawtucket, leading all Red Sox minor leaguers with a .305 AVG, before making major league debut with 31 games for the Red Sox beginning 8/22.

👉 Played in 27 games (19 starts) at 2B and in 6 games (5 starts) at SS with the big league club.

👉 Selected from Pawtucket on 8/21 and made ML debut the following night at LAA...Became the 1st member of BOS's 2004 draft class to reach the majors.

👉 Recorded 1st ML hit in his 2nd AB, a single off LAA's Joe Saunders on 8/22...Hit 1st ML home run, a solo shot off KC's Luke Hudson, and had his 1st multi-hit game on 9/9 at Fenway Park...Led off game with homer on 9/23 at TOR.

👉 Earned a spot on the International League's post-season All-Star squad with Pawtucket, ranking 3rd in the league in OBP (.384) and tied for 4th in AVG.

👉 Saw extensive action at SS (74 games) and 2B (33) with the PawSox.

👉 Named Red Sox Minor League Defensive Player of the Month for June and Offensive Player of the Month for July (.363, 19 RBI, 28 games)...Had a hit in 8 straight AB from 8/14-16.

2005: Named Red Sox Minor League Offensive Player of the Year, splitting the season between Double-A Portland and Triple-A Pawtucket...Earned Eastern League post-season All-Star honors with Portland...Also tabbed a Baseball America Double-A All-Star.

👉 Played total of 97 games at 2B and 16 at SS with the 2 clubs, making only 7 errors.

👉 Began the season at Portland...Named Red Sox Minor League Base Runner of the Month for April and won the club's Minor League Quality Plate Appearance Award for June...Was 4th in the league in OBP (.409) and 5th in AVG (.324) at the time of his 6/22 promotion to Pawtucket.

👉 Led the PawSox with 26 runs and was 2nd with 5 homers and 33 hits in August...Hit on right wrist by a pitch in his 6th Triple-A game, 6/27 at Richmond, and missed next 8 contests...Sidelined for another 14 games from 7/18-30 after the wrist had not sufficiently healed.

2004: Hit safely in 36 of 42 games with 19 walks and only 7 strikeouts between Single-A Greenville and High-A Sarasota in 1st pro season.

👉 Hit safely in 11 of 12 games with Greenville at .400 with 5 doubles and 11 runs to earn an 8/2 promotion to Sarasota.

👉 Hit .278 with a .375 OBP and 13 runs in 16 games for Scottsdale of the Arizona Fall League.



Dustin
Pedroia



Dustin Pedroia, Continued

Personal

- ♣ Married to Kelli...The couple has 2 sons, Dylan and Cole.
- ♣ Is a 2001 graduate of Woodland (CA) High School, where he was a 3-time Delta League Selection...Hit .445 with 18 doubles and 5 homers in his senior year to capture league MVP honors.
- ♣ Attended Arizona State University, where he was 1 of 5 finalists for the 2004 Golden Spikes Award...Was a 3-time First-Team All-Pac 10 selection, the 2003 Pac-10 Co-Player of the Year and the 2003 National Defensive Player of the Year...Batted .384 with 212 runs, 71 doubles, 14 homers, and 146 RBI in 3 seasons at ASU, and had a .466 OBP, a .544 SLG, and a .972 fielding percentage, committing just 23 errors in 819 total chances...Played in all 185 Sun Devils games over his 3 seasons in Tempe.
- ♣ Named to the 2013 class of the Arizona Fall League Hall of Fame.

2014
Red Sox

IN THE COMMUNITY

Dustin participated in the Fort Myers "Days of Service" in 2013, stuffing backpacks with food for children at Treeline Elementary School...He attended the Lee County Boys & Girls Club Dinner, and also visited victims of the Boston Marathon bombings in the hospital...Meets with children as part of the Make-A-Wish program...Has been involved in numerous events with the Jimmy Fund, including their New Stars for Young Stars event and Radio-Telethon, and has visited with Jimmy Fund patients on select road trips and at Spring Training...Attended the 2012 Fenway Park Open house and participated in the BoSox Club Family Day...Also visited with patients at Children's Hospital Boston...Attends events that benefit the Red Sox Foundation, including the Welcome Home Party, Picnic in the Park and Dancing with the New Stars, and has auctioned off fielding lessons to raise funds...Meets with fans as part of the Red Sox Destinations program...During Spring Training, has played in the Children's Hospital of Southwest Florida Celebrity Golf Classic in Fort Myers...In 2011, spoke to children attending the Red Sox Baseball Academy and took part in the Bank of America Youth clinic at Fenway Park...Was the 2009 spokesman for the Play Sun Smart campaign, an initiative MLB started in 1999 to promote the prevention of skin cancer...In 2008, was the spokesman for the Jimmy Fund's Rally Against Cancer fundraiser and served as the Hood Kid Nation spokesman...Hosted the Kid Nation Clinic at Fenway Park and participated in the Bank of America Play Ball Youth Baseball Clinic that year.

Dustin Pedroia's Career Record

YEAR	CLUB	AVG.	G	AB	R	H	2B	3B	HR	RBI	SH	SF	HB	BB	SO	SB	CS	E
2004	Augusta	.400	12	50	11	20	5	0	1	5	0	0	1	6	3	2	0	0
	Sarasota	.336	30	107	23	36	8	3	2	14	1	3	4	13	4	0	2	0
2005	Portland	.324	66	256	39	83	19	2	8	40	2	2	4	34	26	7	3	5
	Pawtucket	.255	51	204	39	52	9	1	5	24	1	2	9	24	17	1	0	2
2006	Pawtucket	.305	111	423	55	129	30	3	5	50	9	4	9	48	27	1	4	7
	BOSTON	.191	31	89	5	17	4	0	2	7	1	0	1	7	7	0	1	4
2007	BOSTON	.317	139	520	86	165	39	1	8	50	5	2	7	47	42	7	1	6
2008	BOSTON	.326	157	653	118	213	54	2	17	83	7	9	7	50	52	20	1	6
2009	BOSTON	.296	154	626	115	185	48	1	15	72	3	6	5	74	45	20	8	6
2010	Pawtucket	.167	2	6	1	1	0	0	0	0	0	0	1	0	0	0	0	0
	BOSTON	.288	75	302	53	87	24	1	12	41	2	6	4	37	38	9	1	3
2011	BOSTON	.307	159	635	102	195	37	3	21	91	2	7	1	86	85	26	8	7
2012	BOSTON	.290	141	563	81	163	39	3	15	65	1	6	5	48	60	20	6	5
2013	BOSTON	.301	160	641	91	193	42	2	9	84	0	7	3	73	75	17	5	5
Major League Totals		.302	1016	4029	651	1218	287	13	99	493	21	43	33	422	404	119	31	42
Minor League Totals		.307	272	1046	168	321	71	9	21	133	13	11	27	126	77	11	9	14
Red Sox Totals		.302	1016	4029	651	1218	287	13	99	493	21	43	33	422	404	119	31	42

- 2004 Signed by the Boston Red Sox as a second-round selection in the June Draft
- 2010 On disabled list with a broken left foot, 6/26-8/16
- 2010 On disabled list recovering from left foot surgery, 8/19 through remainder of season
- 2012 On disabled list with a right thumb sprain, 7/4-7/18

Dustin Pedroia, Continued

Additional Batting Statistics

YEAR	CLUB	OBP	SLG	OPS	TB	GDP
2006	BOSTON	.258	.303	.561	27	1
2007	BOSTON	.380	.442	.823	230	8
2008	BOSTON	.376	.493	.869	322	17
2009	BOSTON	.371	.447	.819	280	19
2010	BOSTON	.367	.493	.860	149	7
2011	BOSTON	.387	.474	.861	301	12
2012	BOSTON	.347	.449	.797	253	9
2013	BOSTON	.372	.415	.787	266	24
Major League Totals		.370	.454	.824	1828	97

Division Series Record

YEAR	CLUB	AVG.	G	AB	R	H	2B	3B	HR	RBI	SH	SF	HB	BB	SO	SB	CS	E
2007	BOS vs. LAA	.154	3	13	2	2	2	0	0	1	0	0	0	1	2	0	0	0
2008	BOS vs. LAA	.059	4	17	0	1	1	0	0	1	0	0	1	2	2	0	0	0
2009	BOS vs. LAA	.167	3	12	1	2	1	0	0	2	0	0	0	1	0	0	0	0
2013	BOS vs. TB	.235	4	17	2	4	1	0	0	5	0	2	0	0	3	0	0	0
Division Series Totals		.153	14	59	5	9	5	0	0	9	0	2	1	4	7	0	0	0

League Championship Series Record

YEAR	CLUB	AVG.	G	AB	R	H	2B	3B	HR	RBI	SH	SF	HB	BB	SO	SB	CS	E
2007	BOS vs. CLE	.345	7	29	8	10	3	0	1	5	1	0	0	3	5	0	0	0
2008	BOS vs. TB	.346	7	26	9	9	1	0	3	5	0	0	1	5	3	2	1	0
2013	BOS vs. DET	.273	6	22	1	6	1	0	0	1	0	0	0	4	6	1	0	0
LCS Totals		.325	20	77	18	25	5	0	4	11	1	0	1	12	14	3	1	0

World Series Record

YEAR	CLUB	AVG.	G	AB	R	H	2B	3B	HR	RBI	SH	SF	HB	BB	SO	SB	CS	E
2007	BOS vs. COL	.278	4	18	2	5	1	0	1	4	0	0	0	2	0	0	0	0
2013	BOS vs. STL	.208	6	24	5	5	2	0	0	1	0	0	0	1	4	0	0	1
World Series Totals		.238	10	42	7	10	3	0	1	5	0	0	0	3	4	0	0	1

Dustin
Pedroia





Dustin Pedroia, Continued

All-Star Game Record

YEAR	CLUB	AVG.	G	AB	R	H	2B	3B	HR	RBI	SH	SF	HB	BB	SO	SB	CS	E
2008	AL at NYY	.000	1	1	0	0	0	0	0	0	0	0	0	1	0	0	0	0
2009	AL at STL																	
2010	AL at LAA																	
2013	AL at NYM	.000	1	2	0	0	0	0	0	0	0	0	0	0	0	0	0	0
All-Star Game Totals		.000	2	3	0	0	0	0	0	0	0	0	0	1	0	0	0	0

World Baseball Classic Record

YEAR	CLUB	AVG.	G	AB	R	H	2B	3B	HR	RBI	SH	SF	HB	BB	SO	SB	CS	E
2009	USA	.125	3	16	1	2	2	0	0	2	0	0	0	0	1	0	0	0

Career Fielding Record

YEAR	CLUB	POS	PCT.	G	GS	PO	A	E	TC	DP
2006	BOSTON	2B	.975	27	19	45	73	3	121	17
		SS	.952	6	5	7	13	1	21	4
2007	BOSTON	2B	.990	137	132	259	360	6	625	78
2008	BOSTON	2B	.992	157	155	279	448	6	733	101
2009	BOSTON	2B	.991	154	154	253	404	6	663	93
2010	BOSTON	2B	.991	75	75	137	212	3	352	50
2011	BOSTON	2B	.990	159	158	290	425	7	722	81
2012	BOSTON	2B	.992	139	139	228	392	5	625	100
2013	BOSTON	2B	.993	160	159	254	429	5	688	102
Career Totals		2B	.991	1008	991	1745	2743	41	4529	622
		SS	.952	6	5	7	13	1	21	4

2014
Red Sox

Career Single-Game Highs

HITS	5, 3 times, last 6/24/10 at COL
DOUBLES	3, 3 times, last 8/6/12 vs. TEX
HOME RUNS	3, 6/24/10 at COL
RBI	5, 5 times, last 8/23/12 vs. LAA
RUNS SCORED	5, 8/12/08 vs. TEX
WALKS	3, 9 times, last 7/2/13 vs. SD
STRIKEOUTS	4, 5/4/11 vs. LAA
STOLEN BASES	2, 10 times, last 4/18/13 at CLE
HITTING STREAK	25, 6/29/11-7/28/11
EJECTIONS (2)	8/19/08 at BAL (HP, B. Davidson) 8/7/12 vs. TEX (1B Paul Nauert)

Home Run Notes

MULTI-HOME RUN GAMES (3)
3-HOME RUN GAMES (1)
6/24/10 at COL
2-HOME RUN GAMES (2)
9/8/09 vs. BAL
9/13/11 vs. TOR
LEADOFF HOME RUNS (3)
9/23/06 at TOR off A.J. Burnett
10/3/09 vs. CLE off Aaron Laffey
9/17/13 vs. BAL off Scott Feldman
GRAND SLAMS (1)
8/27/08 at NYY off David Robertson
PINCH-HIT HOME RUNS (0)
EXTRA-INNING HOME RUNS (1)
6/24/10 at COL off Huston Street (10th)
GAME-ENDING HOME RUNS (0)
INSIDE-THE-PARK HOME RUNS (0)

A.J. PIERZYNSKI 40

Full Name: Anthony John Pierzynski
Bats: Left **Throws:** Right **Height:** 6-3 **Weight:** 235
Opening Day Age: 37
Born: December 30, 1976 in Bridgehampton, NY
Resides: Orlando, FL
Major League Service: 13 years, 100 days
Acquired: Signed as a free agent on December 4, 2013
Signed By: Brad Weitzel (Twins)
Contract Status: Signed through 2014

C



Career Highlights

- 🔴 Entering 1st season with the Red Sox...Veteran catcher has played in the majors in each of the last 16 campaigns, with the Twins (1998-2003), Giants (2004), White Sox (2005-12), and Rangers (2013)...All but 1 season (2004) has been played in the AL.
- 🔴 Is a 2-time All-Star...Selected to 1st All-Star team in 2002 with MIN in 2nd full big league season...Returned to Mid-Summer Classic in 2006 with CWS.
- 🔴 Has caught at least 110 games in each of the last 13 seasons from 2001-13, establishing the longest such streak in ML history...That 13-year stretch also ties the longest ever streak of seasons with at least 100 games caught, along with Bill Dickey (1929-41), Johnny Bench (1968-80), and Brad Ausmus (1995-2007).
- 🔴 Leads active major leaguers with 1,678 career games behind the plate...His 14,172.2 career innings caught rank 12th in MLB since the start of the divisional era in 1969.
- 🔴 His .995 career fielding percentage is the best all-time among catchers with at least 1,000 games at the position.
- 🔴 Has led AL backstops in fielding percentage 3 times: 2013 with TEX (.998), 2005 with CWS (.999), and 2011 with CWS (.995).
- 🔴 Set a then-AL record with 962 consecutive errorless chances behind the plate from 4/18/2005-5/19/2006, surpassing Yogi Berra's mark of 950 from 7/28/1957-5/18/1960...Established AL single-season marks with 777 consecutive errorless chances from 4/18-10/2/2005...117 consecutive errorless games in that stretch tied the AL single-season record (also A's Buddy Rosar in 1946).
- 🔴 While with Chicago, caught both Philip Humber's perfect game on 4/21/12 at SEA and caught Mark Buehrle's no-hitter on 4/18/07 vs. TEX.
- 🔴 Earned 1st Louisville Slugger Silver Slugger Award in 2012, when he set career highs while leading AL catchers with 27 home runs and a .501 slugging percentage for the White Sox.
- 🔴 Has a combined .462 SLG over the last 2 seasons, tops among American Leaguers who primarily caught...His 44 home runs in that 2-year span rank second among AL backstops, 1 shy of BAL's Matt Wieters (45).
- 🔴 Is the only ML catcher to reach double digits in home runs in at least 9 of the past 11 years...Also is the only ML catcher with at least a .270 AVG in each of the last 6 seasons (min. 81 games at catcher).
- 🔴 Has hit at least .300 with runners in scoring position in 3 of the last 4 years (.301 in 2010, .316 in 2012, .302 in 2013).
- 🔴 Has a lifetime .290 AVG against right-handed pitching.
- 🔴 His 172 career roundtrippers rank 2nd among active catchers to Brian McCann's 176.
- 🔴 Is a .322 hitter (39-for-121) in 33 career games at Fenway Park, including regular and postseason.
- 🔴 Has started on Opening Day each of the last 13 seasons, the longest current streak by a catcher.
- 🔴 Has a .300 AVG in 30 postseason games...His .892 postseason OPS is the best ever mark as a catcher with at least 100 PA.
- 🔴 Hit .262 (11-for-42) with 4 doubles, 3 homers, and 9 RBI as the starting catcher in all 12 games of the White Sox' run to the 2005 World Series championship.
- 🔴 **2013: Hit .272 with 17 home runs and 70 RBI in 134 games with the Rangers, including 111 starts at catcher.**
- 🔴 Ranked 5th among AL catchers in home runs, the 3rd-highest total of his career behind 2012 (27) and 2005 (18).
- 🔴 Led AL catchers with 44 RBI over his final 70 games beginning on 7/7.
- 🔴 Hit .302 with runners in scoring position, including 4-for-7 with the bases loaded.
- 🔴 Led Texas in hit by pitches (T-6th in AL, 9), was 2nd on the team in go-ahead RBI (19), and placed 3rd in AVG (.272), total bases (214), and game-winning RBI (8).

A.J.
Pierzynski

A.J. Pierzynski, Continued

🔴 Ranked 4th in the AL in AVG (.264), homers (tied, 14), and RBI (63) while catching.

🔴 Set a Rangers record for catchers with a .998 fielding percentage (959 chances)...His 2 errors were the fewest for a Rangers catcher (min. 100 games)...Also topped AL catchers in double plays (8) and tied for second in assists (65).

🔴 Threw out 16 of his last 39 runners (41.0%) on the year...Overall, threw out 17 of 66 (25.8%), 5th best among AL qualifiers.

🔴 Rangers pitchers had a 3.60 ERA with Pierzynski behind the plate, his best mark in 13 full seasons in the big leagues.

🔴 Went 5-for-10 (.500) as a pinch-hitter, the highest AVG in the AL (min. 10 PA)...Connected for 4th career PH homer on 9/1 vs. MIN.

🔴 Placed in the 15-day DL on 5/10 (retro to 5/6) with a strained right oblique...Activated 5/21 after going 1-for-6 in a 2-game rehab stint with Double-A Frisco.

🔴 Batted .381 (24-for-63) in his first 18 games off the DL, improving his season AVG to .310 on 6/11, his best mark of the year after April.

🔴 Drove in 20 runs in August, his 3rd career 20-RBI month and 1st since June 2004 (23).

🔴 Was ejected on 8/12 at HOU in 6th inning after walk to Jonathan Villar ended Yu Darvish's perfect game bid.

🔴 Recorded a season-high 4 hits and 4 RBI on 8/19 vs. HOU.

🔴 Had a season-best .310 AVG (27-for-87) in 23 August games and was batting .282 on 9/16 before a 10-for-52 (.192) slide over his final 13 games.

2012: In final season with CWS, set career highs while leading AL catchers with 27 homers and a .501 SLG...Named to the AL's Louisville Slugger Silver Slugger Team, his 1st career selection.

🔴 Also set career-bests in runs (68), total bases (240), walks (28), and OPS (.827), and tied career bests for extra base hits (49) and RBI (77).

🔴 Ranked 2nd on the club in homers and SLG, and was 3rd in extra base hits.

🔴 His 27 homers were 9 more than in any other season...26 HR came while catching, 2nd in MLB to COL's Wilin Rosario and most for a CWS catcher since Carlton Fisk in 1985 (33).

🔴 Led the AL in AVG (.282), runs (T-1st in MLB, 65), hits (127), homers (26), SLG (.512), OPS (.841), and total bases (231) while catching...Was 2nd among American Leaguers as a catcher in extra base hits (48), and RBI (74), and placed 3rd in games (126).

🔴 Grounded into just 8 double plays, his fewest since 2001 (7).

🔴 Ranked 2nd in the AL with 121 starts behind the plate, and also started 5 games at DH...Totaled 126 games at catcher and threw out 19 of 95 attempted base stealers (20.0%).

🔴 Had a .295 AVG (71-for-241) at U.S. Cellular Field...Batted .316 (37-for-117) with runners in scoring position.

🔴 Made 8th straight Opening Day start at catcher with the White Sox on 4/6 at TEX.

🔴 Had an RBI in a career best 7 straight games from 4/9-18, with 13 total RBI in that span.

🔴 Matched a career high with 5 hits, 5/15 vs. DET.

🔴 Had a triple and homer for the 1st time in his career on 5/25 vs. CLE.

🔴 Collected Chicago's only hits (2 singles) off Brandon Morrow on 6/6 vs. TOR.

🔴 Notched 5th career 2-homer game, 6/29 at NYY.

🔴 Posted a career-high-tying 16-game hitting streak from 7/21-8/15 at .367 (22-for-60), the longest on the team all year...Lifted his season AVG to .300, his highest mark in the season's 2nd half.

🔴 Missed 5 games from 7/24-29 with a right oblique strain.

🔴 Matched the White Sox club record (7th time) by homering in a career-high 5 straight games, 7/30-8/5...Capped off run with 3rd career pinch-hit homer, 8/5 vs. LAA.

🔴 Drove in 12 runs over 6 contests from 7/30-8/6.

MOST CONSECUTIVE SEASONS, 110 OR MORE GAMES CAUGHT, MAJOR LEAGUE HISTORY

NO.	CATCHER	YEARS
13	A.J. Pierzynski	2001-13
12	Brad Ausmus	1996-2007
	Tony Pena	1982-93

MOST SEASONS, 100 OR MORE GAMES CAUGHT, MAJOR LEAGUE HISTORY

NO.	CATCHER
17	Ivan Rodriguez
15	Bob Boone
14	Jason Kendall
	Brad Ausmus
13	Johnny Bench
	Bill Dickey
	A.J. Pierzynski

MOST CAREER GAMES AMONG ACTIVE CATCHERS

GAMES	CATCHER
1,678	A.J. Pierzynski
1,447	Ramon Hernandez
1,197	Yadier Molina
1,046	Brian McCann
1,041	Miguel Olivo



A.J. Pierzynski, Continued

2011: Ranked 2nd among White Sox regulars in AVG (.287) but had fewest runs (38) and RBI (48) in a full major league season.

- Started 112 games at catcher and 7 as the DH.
- Was a finalist for AL Rawlings Gold Glove Award after leading AL catchers with a .995 fielding percentage (4 E/886 TC).
- Fanned just once every 15.2 PA, the 2nd-best ratio in the majors among players with at least 450 PA.
- Hit a career high .305 (25-for-82) vs. left-handers.
- Hit .297 (86-for-290) in 80 games before the All-Star break...Had a .306 AVG (34-for-111) over his final 29 games beginning 8/8.
- Suffered a fractured left wrist on HBP by KC's Bruce Chen on 8/12 and was on the DL for 1st time in his career, 8/13-9/1.
- Played 3 rehab games with Triple-A Charlotte before activation (.200 AVG, 2-for-10, RBI, 2 R).
- Collected 1,500th career hit on 9/15 at KC.

2010: Appeared in 127 games behind the plate for CWS (123 starts).

- Beginning 8/12, hit an AL best .364 (51-for-140) to go from .231 to final .270 AVG.
- Hit a team-best .342 (26-for-76) in September.
- Walked just 15 times, his fewest since 2002 (13), averaging a free pass every 33.5 PA.
- Became the 36th player in ML history to catch 10,000.0 innings on Opening Day, 4/5 vs. CLE.

2009: Ranked 2nd on the club with a .300 AVG (151-for-504), the best ever AVG for a primary White Sox catcher.

- Was the 2nd-highest mark among AL catchers to MIN's Joe Mauer (ML-leading .365).
- Tied for 2nd on the club in hits (151), 1 shy of career best.
- 150 of his hits came while catching, tying own club mark for the 3rd time (also 2006 and 2008).
- Ranked 2nd in the AL in hits as a catcher (150) and was 3rd in games (131).
- Started 124 games behind the plate, 2nd most in the AL, and made 1 start at DH.
- Hit 100th career homer on 4/29 vs. SEA.

2008: Ranked 3rd on the White Sox with 150 hits and set a club record for a catcher with 31 doubles.

- Ranked among AL catchers in AVG (2nd, .281), RBI (3rd, 60), and homers (T-3rd, 13)...Started 127 games, all behind the plate.
- Set career high for at-bats (534).
- His 1,134.1 innings caught were most by a CWS backstop since Brian Downing in 1975 (1,197.0).
- Named AL Player of the Week for 3/31-4/6, in which he hit .500 (10-for-20) with 4 doubles, 2 homers, 7 RBI, 3 walks, and 7 runs scored.
- Recorded 1,000th career hit on 5/30 at TB.
- Had a 2-run sacrifice fly on 7/8 at KC, the 1st by a White Sox since Jerry Hairston on 8/19/1983 at TEX.

POSTSEASON: Went 5-for-13 (.385) while starting all 4 games in Chicago's loss to TB in the 2008 ALDS...Reached in 3 of 4 PA in both Game 1 at TB and Game 3 vs. TB...Singled in the tying run with 2 out in the 3rd inning of Game 3 at U.S. Cellular Field...Had a 7-game playoff hitting streak snapped in Game 4 of that series.

2007: Placed 4th on the White Sox in AVG (.263), hits (124), and doubles (24).

- Ranked 3rd among AL catchers with a .998 fielding percentage (2 E/844 TC)...Did not make an error in his final 89 games.
- Started 116 games behind the plate.
- Was hit by a pitch with the bases loaded for walk-off win on 4/5 vs. CLE.
- Served a 1-game suspension on 6/10 after ejection on 6/7.

2006: Played in a career-high 140 games...Made 126 starts at catcher.

- Ranked 3rd on the White Sox in AVG (.295) and was 5th in games and hits (150).
- Selected to 2nd All-Star team after winning online Final Vote...Did not play in 7/11 exhibition in PIT.
- Hit game-winning 3-run homer with 2 out in the 9th off CHC's Ryan Dempster on 7/1 at Wrigley Field.
- Caught all 19 innings of a 6-5 win on 7/9 vs. BOS.

2005: Started 124 games at catcher for the World Champion White Sox in his 1st season with the club.

- Hit then-career-best 18 homers, 5th on the club and the most by a White Sox backstop since Ron Karkovice hit 20 in 1993.

A.J. Pierzynski, Continued

🔑 Topped AL catchers in fielding percentage at .999 (1 E/852 TC).

🔑 Made only error on 4/18 vs. MIN...Finished the year with a 117-game errorless streak, tying the longest single-season stretch by an AL catcher (also A's Buddy Rosar in 1946).

🔑 His 777 consecutive errorless chances to end the season established a new single-season AL record for a catcher.

POSTSEASON: Started behind the plate for every game in the White Sox' 2005 World Series championship run, during which Chicago went 11-1 with a 2.55 ERA (32 ER/113.0 IP)...Hit .262 (11-for-42) with 4 doubles, 3 homers, and 9 RBI...Had 2 homers, 4 RBI, and a White Sox postseason record 4 runs scored in Game 1 of ALDS vs. BOS...Joined Ted Kluszewski (Game 1 of 1959 World Series) as the only White Sox with 2 homers in a postseason game...Was the 5th catcher to have a multi-HR postseason game, 1st since the Mets' Gary Carter in Game 4 of the 1986 World Series vs. BOS...In Game 1 of the World Series vs. HOU, became the 1st player to steal a base in the WS without a regular season SB since NYY's Lou Piniella in 1981 vs. LAD...Had a 2-run double off HOU's Roy Oswalt in 5th inning of Game 3 at HOU to cap a 5-run rally as the White Sox overcame a 4-0 deficit to win, 7-5 in 14 innings and complete the World Series sweep.

2004: Made 117 starts at catcher in his only season with San Francisco.

🔑 Tied for 4th on the club with 28 doubles and a career-high 77 RBI (matched in 2012).

🔑 Was 2nd among NL catchers in RBI.

🔑 Grounded into a ML-high 27 double plays, a Giants franchise record.

🔑 Had a .301 AVG (107-for-355) through 8/18 before batting .181 (21-for-116) in final 35 games.

2003: Ranked among AL leaders in AVG (8th, .312), intentional walks (T-5th, 12), and HBP (T-6th, 15) in final season with MIN.

🔑 Set career highs for AVG, hits (152), and doubles (35).

🔑 Also ranked among AL qualifiers in day AVG (4th, .331), road AVG (5th, .328), and AVG vs. RHP (4th, .324).

🔑 Topped AL catchers in AVG, hits, and doubles.

🔑 Batted .375 (27-for-72) in September, helping MIN to a 19-7 record en route to the AL Central title.

POSTSEASON: Caught all of MIN's 4-game loss to NYY in the ALDS...Went 3-for-13 (.231) at the plate...Homered off Roger Clemens in Game 3 at the Metrodome.

2002: Topped the Twins in batting (.300) and was 4th in hits (132).

🔑 Had a career best 6 triples, tied for the team lead.

🔑 Hit safely in a career-best 16 straight games from 5/26-6/14 at .400 (24-for-60).

🔑 Batted .320 in the 1st half of the season to earn 1st All-Star selection.

🔑 Caught the final 6.0 innings and was 0-for-3 in a 7-7 tie in the Mid-Summer Classic on 7/9 at MIL.

🔑 Was selected to play on ML team that competed in All-Star Series in Japan after season.

POSTSEASON: Hit .344 (11-for-32) while starting all 10 of the Twins' postseason games...Went 7-for-16 (.438) with a triple, homer, and 4 RBI in MIN's 5-game ALDS victory over OAK...Was 4-for-4 in Game 1 of that series at OAK, becoming the 9th player in history to collect 4 hits in his postseason debut...Had a 2-run homer off Billy Koch in 9th inning of Game 5 at OAK to extend MIN's lead to 4-1...Hit .250 (4-for-16) in a 5-game loss to ANA in the ALCS...Went 3-for-3 in Game 5 at ANA.

2001: Started 102 games behind the plate in 1st full ML season.

🔑 Had 2nd-highest AVG among AL catchers with at last 100 games (.289)...Was also 2nd in that group with 33 doubles.

🔑 Hit .312 (100-for-321) against right-handed pitching.

🔑 Led the Twins with a .372 AVG (29-for-78) in June.

🔑 Homered in consecutive games for the 1st time in his career from 8/30-31.

2000: Combined for a .313 AVG (120-for-383) with 8 homers and 59 RBI in 103 games between MIN's Double-A New Britain and Triple-A Salt Lake affiliates.

🔑 Recalled by MIN on 8/13 and started 27 games at catcher the rest of the year.

🔑 Handled 170 chances without an error and threw out 5 of 15 attempted base stealers.

🔑 Hit 1st ML homer on 9/8 at SEA off Paul Abbott.

1999: Appeared in 9 games with the Twins over 2 ML stints.

🔑 Was with MIN from 5/16-25 and 6/1-18...Made 6 starts behind the plate.

🔑 Spent the rest of the season at Triple-A Salt Lake.

🔑 Sidelined for the year on 8/23 due to a broken right hamate bone that required surgery.

1998: Made ML debut with 7 games for MIN as a September call-up.

🔑 Opened the year at Double-A New Britain before being promoted to Triple-A Salt Lake in June...Combined to hit .276 (116-for-420) with 10 homers in the minors.



A.J. Pierzynski, Continued

A.J.
Pierzynski

- 👉 Recalled by the Twins on 9/8.
- 👉 Made ML debut on 9/9 at ANA, catching the final 4.0 innings...Went 0-for-1 with a HBP.
- 👉 Singled for 1st ML hit off Billy Taylor as a pinch-hitter on 9/12 vs. OAK.
- 👉 Started 4 games overall.

1997: Spent the entire season with High-A Fort Myers.

- 👉 Selected to Florida State League All-Star Game on 6/21 in Kissimmee, FL.

1996: Returned to Single-A Fort Wayne and hit .274.

- 👉 Led the team in doubles (30) and RBI (70).

1995: Split 1st full pro season between Single-A Fort Wayne and Short-A Elizabethton.

- 👉 Opened at Fort Wayne and was hitting .310 in 22 games when placed on the DL on 5/30 with mononucleosis.
- 👉 Assigned to Elizabethton upon reinstatement, where he played out the year.
- 👉 Ranked 5th in the Appalachian League in AVG (.332) and selected to the Appy League's post-season All-Star team.

1994: Appeared in 43 games with the Rookie-level Gulf Coast League Twins in 1st pro season.

- 👉 Third-round selection in the June Draft...Signed with MIN on 6/9.

Personal

- 👉 Last name pronounced "peer-ZIN-skee."
- 👉 Married to Lisa...The couple has 2 children, daughter Ava and son Austin.
- 👉 Earned All-State honors in baseball at Dr. Phillips High School in Orlando, FL, the same high school attended by Johnny Damon.
- 👉 Signed a letter of intent to play baseball at the University of Tennessee before signing with Minnesota.
- 👉 Participated in FOX's World Series television coverage the last 3 years as a pre- and post-game analyst.
- 👉 Joined Dale "Demon" Torborg, the White Sox' minor league strength and conditioning coach, in the ring as part of TNA Wrestling pay-per-view events in the 2005 and 2006 off-seasons.

IN THE COMMUNITY

A.J. participated in the Jimmy Fund's annual New Stars event in Boston this past January...He has supported the "Movember" campaign to raise awareness and funds for Prostate Cancer Foundation and LIVESTRONG...He has been actively involved with the Make-A-Wish Foundation and was honored as one of 25 "Heroes of Hope" by the Make-A-Wish Illinois chapter... A.J. was honored as the White Sox 2009 Player of the Year at the annual March of Dimes Charity Dinner...He has also donated his time for Pros vs. G.I. Joes event, the Volunteer Corps, amillionthanks.org for military families.

A.J. Pierzynski, Continued

A.J. Pierzynski's Career Record

YEAR	CLUB	AVG	G	AB	R	H	2B	3B	HR	RBI	SH	SF	HB	BB	SO	SB	CS	E
1994	GCL Twins	.289	43	152	21	44	8	1	1	19	0	2	0	12	19	0	2	8
1995	Fort Wayne	.310	22	84	10	26	5	1	2	14	0	1	0	2	10	0	0	10
	Elizabethton	.332	56	205	29	68	13	1	7	45	0	1	0	14	23	0	2	12
1996	Fort Wayne	.274	114	431	48	118	30	3	7	70	0	6	2	22	53	0	4	21
1997	Fort Myers	.279	118	412	49	115	23	1	9	64	1	4	6	16	59	2	1	10
1998	New Britain	.297	59	212	30	63	11	0	3	17	2	1	2	10	25	0	2	2
	Salt Lake	.255	59	208	29	53	7	2	7	30	2	1	9	24	3	1	0	4
1999	MINNESOTA	.300	7	10	1	3	0	0	0	1	0	1	1	1	2	0	0	0
	Salt Lake	.255	59	208	29	53	7	2	7	30	2	1	0	9	24	3	1	7
	Salt Lake	.259	67	228	29	59	10	0	1	25	2	0	0	16	29	0	0	7
	MINNESOTA	.273	9	22	3	6	2	0	0	3	0	0	1	1	4	0	0	0
2000	New Britain	.298	62	228	36	68	17	2	4	34	0	4	9	8	22	0	0	6
	Salt Lake	.335	41	155	22	52	14	1	4	25	2	3	1	5	22	1	1	3
	MINNESOTA	.307	33	88	12	27	5	1	2	11	0	1	2	5	14	1	0	0
2001	MINNESOTA	.289	114	381	51	110	33	2	7	55	1	3	4	16	57	1	7	10
2002	MINNESOTA	.300	130	440	54	132	31	6	6	49	2	3	11	13	61	1	2	3
2003	MINNESOTA	.312	137	487	63	152	35	3	11	74	2	5	15	24	55	3	1	6
2004	SAN FRANCISCO	.272	131	471	45	128	28	2	11	77	2	3	15	19	27	0	1	1
2005	CHICAGO (AL)	.257	128	460	61	118	21	0	18	56	1	1	12	23	68	0	2	1
2006	CHICAGO (AL)	.295	140	509	65	150	24	0	16	64	3	1	8	22	72	1	0	3
2007	CHICAGO (AL)	.263	136	472	54	124	24	0	14	50	1	3	8	25	66	1	1	2
2008	CHICAGO (AL)	.281	134	534	66	150	31	1	13	60	3	6	8	19	71	1	0	9
2009	CHICAGO (AL)	.300	138	504	57	151	22	1	13	49	3	3	1	24	52	1	1	5
2010	CHICAGO (AL)	.270	128	474	43	128	29	0	9	56	6	2	6	15	39	3	4	5
2011	CHICAGO (AL)	.287	129	464	38	133	29	1	8	48	2	6	5	23	33	0	0	4
	Charlotte	.200	3	10	2	2	0	0	0	1	0	0	1	0	2	0	0	0
2012	CHICAGO (AL)	.278	135	479	68	133	18	4	27	77	1	4	8	28	78	0	0	6
2013	TEXAS	.272	134	503	48	137	24	1	17	70	0	6	9	11	76	1	1	2
	Frisco	.167	2	6	0	1	0	0	0	0	0	0	0	0	1	0	0	0
Major League Totals		.283	1763	6298	729	1782	356	22	172	800	27	48	114	269	775	14	20	57
Minor League Totals		.287	646	2331	305	669	138	12	45	344	9	23	21	114	289	6	13	86

1994 Signed by the Minnesota Twins as a third-round selection in the June Draft

2003 Acquired by the San Francisco Giants with cash considerations in exchange for RHP Boof Bonser, LHP Francisco Liriano, and RHP Joe Nathan on 11/14

2005 Signed by the Chicago White Sox as a free agent on 1/6

2011 On disabled list with a fractured left wrist, 8/13-9/1

2012 Signed by the Texas Rangers as a free agent on 12/27

2013 On disabled list with a strained right oblique, 5/6-5/20

2013 Signed by the Boston Red Sox as a free agent on 12/4

Additional Batting Statistics

YEAR	CLUB	OBP	SLG	OPS	TB	GDP
1998	MINNESOTA	.385	.300	.685	3	0
1999	MINNESOTA	.333	.364	.697	8	0
2000	MINNESOTA	.354	.455	.809	40	1
2001	MINNESOTA	.322	.441	.763	168	7
2002	MINNESOTA	.334	.439	.773	193	14
2003	MINNESOTA	.360	.464	.824	226	13
2004	SAN FRANCISCO	.319	.410	.729	193	27
2005	CHICAGO (AL)	.308	.420	.728	193	13
2006	CHICAGO (AL)	.333	.436	.769	222	10
2007	CHICAGO (AL)	.309	.403	.712	190	21
2008	CHICAGO (AL)	.312	.416	.728	222	14
2009	CHICAGO (AL)	.331	.425	.755	214	18
2010	CHICAGO (AL)	.300	.388	.688	184	17
2011	CHICAGO (AL)	.323	.405	.728	188	19
2012	CHICAGO (AL)	.326	.501	.827	240	8
2013	TEXAS	.297	.425	.722	214	14
Major League Totals		.322	.428	.7502,698	196	

Division Series Record

YEAR	CLUB	AVG	G	AB	R	H	2B	3B	HR	RBI	SH	SF	HB	BB	SO	SB	CS	E
2002	MIN vs. OAK	.438	5	16	4	7	0	1	1	4	0	0	0	2	2	0	0	1
2003	MIN vs. NYY	.231	4	13	1	3	0	0	1	1	0	0	0	2	0	0	0	0
2005	CWS vs. BOS	.444	3	9	5	4	2	0	2	4	0	0	1	1	0	1	0	0
2008	CWS vs. TB	.385	4	13	1	5	1	0	0	1	0	0	1	2	1	0	1	0
Division Series Totals		.373	16	51	11	19	3	1	4	10	0	0	2	7	3	1	1	1

A.J. Pierzynski, Continued

League Championship Series Record

YEAR	CLUB	AVG	G	AB	R	H	2B	3B	HR	RBI	SH	SF	HB	BB	SO	SB	CS	E
2002	MIN vs. ANA	.250	5	16	1	4	0	0	0	2	0	1	0	0	2	0	1	2
2005	MIN vs. LAA	.167	5	18	1	3	0	0	1	2	1	0	0	1	6	0	1	0
LCS Totals		.206	10	34	2	7	0	0	1	4	1	1	0	1	8	0	2	2

World Series Record

YEAR	CLUB	AVG	G	AB	R	H	2B	3B	HR	RBI	SH	SF	HB	BB	SO	SB	CS	E
2005	CWS vs. HOU	.267	4	15	3	4	2	0	0	3	0	0	0	2	2	1	0	0

All-Star Game Record

YEAR	CLUB	AVG	G	AB	R	H	2B	3B	HR	RBI	SH	SF	HB	BB	SO	SB	CS	E
2002	AL at MIL	.000	1	3	0	0	0	0	0	0	0	0	0	0	0	0	0	0
2006	AL at PIT																	
All-Star Game Totals		.000	1	3	0					0	0	0	0	0	0	0	0	0

Selected—Did Not Play

Career Fielding Record

YEAR	CLUB	POS	PCT.	G	GS	PO	A	E	TC	DP
1998	MINNESOTA	C	1.000	6	4	33	2	0	35	1
1999	MINNESOTA	C	1.000	9	6	35	2	0	37	1
2000	MINNESOTA	C	1.000	32	27	160	10	0	170	3
2001	MINNESOTA	C	.985	110	102	611	44	10	665	7
2002	MINNESOTA	C	.996	124	118	757	41	3	801	3
2003	MINNESOTA	C	.993	135	131	843	45	6	894	6
2004	SAN FRANCISCO	C	.999	118	117	697	56	1	754	6
2005	CHICAGO (AL)	C	.999	128	124	803	48	1	852	8
2006	CHICAGO (AL)	C	.997	132	126	795	62	3	860	4
2007	CHICAGO (AL)	C	.998	130	116	796	46	2	844	6
2008	CHICAGO (AL)	C	.991	131	127	913	54	9	976	8
2009	CHICAGO (AL)	C	.995	131	124	879	50	5	934	8
2010	CHICAGO (AL)	C	.995	127	123	865	61	5	931	5
2011	CHICAGO (AL)	C	.995	120	112	817	65	4	886	4
2012	CHICAGO (AL)	C	.994	126	121	899	71	6	976	8
2013	TEXAS	C	.998	119	111	892	65	2	959	8
Career Totals		C	.995	1678	1589	10795	722	57	11574	78

Career Single-Game Highs

HITS	5, 2 times, last 5/15/12 for CWS vs. DET
DOUBLES	2, 28 times, last 9/11/13 for TEX vs. PIT
HOME RUNS	2, 5 times, last 6/29/12 for CWS at NYY
RBI	7, 6/12/03 for MIN vs. COL
RUNS SCORED	4, 6/4/02 for MIN vs. CLE
WALKS	2, 17 times, last 5/12/12 for CWS vs. KC
STRIKEOUTS	4, 2 times, last 5/5/13 for TEX vs. BOS
STOLEN BASES	1, 14 times, last 8/1/13 for TEX vs. ARI
HITTING STRIKE EJECTIONS (8)	16, 2 times, last 7/21/12-8/15/12
	7/17/04 for SF at COL (1B Lance Barksdale)
	7/10/05 for CWS vs. OAK (HP Marty Foster)
	5/20/06 for CWS vs. CHC (2B Charlie Reliford)
	6/7/07 for CWS vs. NYY (HP Bob Davidson)
	5/24/08 for CWS vs. LAA (HP Alfonso Marquez)
	4/20/11 for CWS at TB (HP Brian Knight)
	8/25/12 for CWS vs. SEA (HP Lance Barrett)
	8/12/13 for TEX at HOU (HP Ron Kulpa)

Home Run Notes

MULTI-HOME RUN GAMES (5)

2-HOME RUN GAMES (5)

6/12/03 for MIN vs. COL

7/2/08 for CWS vs. CLE

7/9/10 for CWS vs. KC

9/18/11 for CWS at KC

6/29/12 for CWS at NYY

LEADOFF HOME RUNS (0)

GRAND SLAMS (7)

5/7/03 for MIN at TB off Joe Kennedy

6/12/03 for MIN vs. COL off Darren Oliver

5/22/04 for SF at MON off Jeremy Fikac

5/16/05 for CWS vs. TEX off Chan Ho Park

9/19/06 for CWS vs. DET off Justin Verlander

5/20/07 for CWS at CHC off Neal Cotts

5/2/09 for CWS at TEX off Luis Mendoza

PINCH-HIT HOME RUNS (4)

5/6/07 for CWS at LAA off Scot Shields

9/8/07 for CWS vs. MIN off Carmen Cali

8/5/12 for CWS vs. LAA off Jason Isringhausen

9/1/13 for TEX vs. MIN off Jared Burton

EXTRA-INNING HOME RUNS (5)

5/22/04 for SF at MON off Jeremy Fikac

6/12/04 for SF at BAL (G1) off Jorge Julio

8/8/07 for CWS vs. CLE off Joe Borowski

7/2/08 for CWS vs. CLE off Masahide Kobayashi

6/24/11 for CWS vs. WSH off Tyler Clippard

GAME-ENDING HOME RUNS (3)

6/18/05 for CWS vs. LAD off Yency Brazoban

9/8/06 for CWS vs. CLE off Tom Mastny

7/2/08 for CWS vs. CLE off Masahide Kobayashi

INSIDE-THE-PARK HOME RUNS (0)

A.J.
Pierzynski

NOE RAMIREZ 78

Full Name: Noe Ramirez
Bats: Right **Throws:** Right **Height:** 6-3 **Weight:** 180
Opening Day Age: 24
Born: December 22, 1989 in Los Angeles, CA
Resides: Los Angeles, CA
Major League Service: None
Acquired: Selected in the 4th round of the June 2011 Draft
Signed By: Jim Woodward (Red Sox)
Contract Status: Signed through 2014



RHP

Non-Roster Invitee

Career Highlights

- 👉 Entering 3rd professional season and 1st in Major League Spring Training camp.
- 👉 Has 157 strikeouts in 160.1 career minor league innings over two seasons in the Red Sox system (8.8 SO/9.0 IP).
- 👉 Was named by *Baseball America* as having the best changeup in the Red Sox system after being drafted in 2011.
- 👉 Participated in the 2014 Red Sox Rookie Program.

2013: Converted to relief and posted a 2.38 ERA (20 ER/75.2 IP) between High-A Salem (21 games) and Double-A Portland (15 games).

- 👉 Averaged 8.9 strikeouts per 9.0 innings (75 SO) while issuing just 17 walks.
- 👉 Went at least 1.0 inning in 35 of his 36 appearances on the year...Went at least 2.0 innings 27 times and 3.0+ IP on 8 occasions.
- 👉 Recorded 6 saves in 9 chances in 1st pro season out of the bullpen.
- 👉 Held opponents to a .236 AVG (63-for-267), including a .217 AVG/.271 OBP/.283 SLG line against right-handed hitters...Allowed just 8 extra-base hits (6 2B, 3B, HR) in 166 at-bats vs. RHB.
- 👉 With runners on base, allowed just a .206 clip (26-for-126).
- 👉 Earned both wins with Salem in back-to-back appearances on 5/31 vs. Myrtle Beach (1 R/2.0 IP) and 6/3 vs. Winston-Salem (0 R/2.2 IP).
- 👉 Notched 1st career save with a perfect inning in the 2nd game of a doubleheader on 6/16 vs. Lynchburg.
- 👉 Did not allow a run in his last 5 outings (9.2 IP) with Salem before a promotion to Portland on 6/29.
- 👉 At the time of his promotion, had the 3rd-best ERA (2.11) and WHIP (1.06) among Carolina League pitchers with at least 40.0 innings.
- 👉 Struck out 31 batters in 28.2 innings with the Sea Dogs.
- 👉 His 0.97 WHIP for Portland ranked 5th in the Eastern League among pitchers with at least 25.0 IP from 7/1 through the end of the season.
- 👉 Earned 5 saves and 1 win in 6 save changes with the Sea Dogs, all in his last 10 appearances beginning 7/24.
- 👉 Named Red Sox Minor League Relief Pitcher of the Month for July, his 1st full month at Double-A...Collected 2 saves with a 1.84 ERA (3 ER/14.2 IP) and 15 strikeouts in 6 outings during the month.
- 👉 Following the season, made 10 appearances for Surprise of the Arizona Fall League, helping the Saguaros to the AFL championship...Went 1-0 with 2 saves and ranked 8th in the AFL with a 1.93 ERA (3 ER/14.0 IP)...Struck out 11 batters and had the league's 4th-best WHIP (0.86).

2012: Spent the season at Single-A Greenville in his pro debut, making 16 starts.

- 👉 Struck out 8.72 batters per 9.0 innings (82 SO/84.2 IP).
- 👉 Held left-handed batters to a .216 AVG (25-for-116).
- 👉 Tossed 5.0 perfect innings with 5 strikeouts in his pro debut on 6/10 at Hickory.
- 👉 Fanned a season-high 9 batters on 7/29 at Greensboro.
- 👉 Entered the season rated by *Baseball America* as having the best changeup in the Red Sox system.

Noe Ramirez, Continued

Personal

🔥 First name is pronounced "no-EH."

🔥 Went 8-4 with a 1.69 ERA (17 ER/90.2 IP) and 103 strikeouts while holding opponents to a .179 AVG in 14 appearances (13 starts) as a junior at California State University-Fullerton in 2011...Earned 2nd-Team All-American honors from Collegiate Baseball and named All-Big West Conference 1st Team.

🔥 Played for USA Baseball's Collegiate National Team in 2010, earning the silver medal at the V FISU World University Baseball Championships in Japan.

IN THE COMMUNITY

Noe was involved in local community outreach through his participation in the Red Sox 2014 Rookie Development program, including visiting Boston Children's Hospital and painting murals at the McKinley Middle School in Boston with members of the Red Sox Scholars program.

Noe Ramirez's Career Record

YEAR	CLUB	W-L	ERA	G	GS	CG	SHO	SV	IP	H	R	ER	HR	HB	BB	SO	WP	BK
2012	Greenville	2-7	4.15	16	16	0	0	0	84.2	89	43	39	12	3	19	82	2	1
2013	Salem	2-1	2.11	21	0	0	0	1	47.0	41	13	11	0	4	9	44	3	0
	Portland	1-1	2.83	15	0	0	0	5	28.2	22	9	9	4	2	8	31	0	0
Minor League Totals		5-9	3.31	52	16	0	0	6	160.1	152	65	59	16	9	36	157	5	1

2011 Signed by the Boston Red Sox as a fourth-round selection in the June Draft

HOW THEY BECAME THE RED SOX

As 1 of 8 clubs to enter into the newly formed American League in 1901, the Red Sox were initially called the Boston Americans. Other nicknames for the club at that time were the Somersets, after original owner Charles W. Somers; Plymouth Rocks; Speed Boys; Puritans; and Pilgrims, but they were officially called the Americans. These various names were applied until 12/18/1907, when the current name "Red Sox" was adopted. The origin of this name is traced to the Boston Red Stockings of the powerful National League in the 1870's and 1880's. In 1907 the Red Stockings (who later became the Braves) abandoned the red hosiery they customarily wore. Manager Fred Tenney believed that the red dye in the socks could possibly cause infection in spike wounds. Red Sox Owner John I. Taylor stated, "From now on we'll wear red stockings, and I'm grabbing that name Red Sox!"

Noe
Ramirez

ANTHONY RANAUDO 63

Full Name: Anthony R. Ranaudo
Bats: Right **Throws:** Right **Height:** 6-7 **Weight:** 230
Opening Day Age: 24 (Turns 25 on September 9)
Born: September 9, 1989 in Freehold, NJ
Resides: Jackson, NJ
Major League Service: None
Acquired: Selected in the supplemental round (39th overall) of the 2010 June Draft
Signed By: Matt Dorey (Red Sox)
Contract Status: Signed through 2014



RHP

Career Highlights

- 🔥 Entering 4th professional season and 1st in Major League Spring Training camp...Added to Boston's 40-man roster on 11/20/13.
- 🔥 Has 271 strikeouts in 304.2 career minor league innings over three seasons in the Red Sox system (8.0 SO/9.0 IP).
- 🔥 Has held opponents to a .238 AVG in his minor league career, allowing just 268 hits in 304.2 innings.
- 🔥 Named the Double-A Eastern League's Pitcher of the Year in 2013 after leading the EL with both a 1.09 WHIP and a .204 opponent AVG (min. 100.0 IP).
- 🔥 Enters the season as the Red Sox' No. 6 pitching prospect and No. 11 prospect overall, according to *Baseball America*.
- 🔥 Participated in the 2014 Red Sox Rookie Program.
- 2013: Combined to go 11-5 with a 2.96 ERA (46 ER/140.0 IP) in 25 outings (24 starts) between Double-A Portland and Triple-A Pawtucket.**
- 🔥 Had the 2nd-best ERA among full-season Red Sox minor leaguers (Henry Owens, 2.67) and tied for the most wins in the system...Ranked 3rd among Boston farmhands with 127 strikeouts.
- 🔥 Spent most of the year with Portland and led Eastern League pitchers with both a 1.09 WHIP and a .204 opponent AVG (min. 100.0 IP).
- 🔥 Received Eastern League Pitcher of the Year honors...Also earned a spot on both the Double-A Eastern League's mid-season and year-ending All-Star teams.
- 🔥 Started the year 6-1 with a 1.48 ERA (9 ER/54.2 IP) in his first 10 starts through the end of May.
- 🔥 Allowed 1 or no runs in each of his first 5 starts of the season through 5/2 (4-0, 1.00 ERA).
- 🔥 Named Red Sox Minor League Starting Pitcher of the Month for both April and May...Was 3-0 with a 0.83 ERA (2 ER/21.2 IP) and 26 strikeouts in 4 April starts...Went 3-1 with a 1.91 ERA (7 ER/33.0 IP) and 32 strikeouts in 6 starts in May.
- 🔥 Lost just once in his 1st 13 starts of the year through 6/19, going 7-1 with a 2.34 ERA (19 ER/73.0 IP) in that stretch.
- 🔥 Tied a Sea Dogs franchise record by striking out a career-high 13 batters over 7.2 innings in a 2-0 win over Erie on 6/13.
- 🔥 Was the starting pitcher for the Eastern Division in the Eastern League All-Star Game on 7/10 in New Britain, CT.
- 🔥 Also pitched for the U.S. Team in MLB's All-Star Futures Game at Citi Field in New York on 7/14.
- 🔥 At time of promotion to Pawtucket on 8/2, ranked among Eastern League leaders in ERA (3rd, 2.95), wins (8, T-6th), and strikeouts (8th, 106).
- 🔥 Finished the year with 6 outings for the PawSox, including 5 starts...Did not allow a run in 3 of those 6 appearances.
- 🔥 Threw 4.0 hitless and scoreless innings for the win on 8/30 vs. Syracuse in his last regular season outing...Was his 1st relief appearance as a pro (game was started by Clay Buchholz on rehab).
- 🔥 Made 2 postseason starts for Pawtucket, going 0-1 with a 5.63 (5 ER/8.0 IP).
- 🔥 Following the season, ranked as the No. 10 pitching prospect in the Eastern League by *Baseball America*.
- 2012: Limited to 9 starts for Double-A Portland due to a pair of trips to the DL.**
- 🔥 Held left-handers to a .220 AVG (13-for-59).
- 🔥 Gave up 3 hits in 33 at-bats for opponents leading off an inning.
- 🔥 Began the year on the DL with a right groin strain...Reinstated for 1st start on 5/15 at Reading.
- 🔥 Returned to the DL on 7/4 and missed the rest of the season.

Anthony Ranaudo, Continued

Anthony
Ranaudo

Following the season, started 4 games for Caguas of the Puerto Rican Winter League.

2011: Went 9-6 with a 3.97 ERA (56 ER/127.0 IP) and 117 strikeouts in 26 starts between Single-A Greenville and High-A Salem in his pro debut.

Ranked 6th among Red Sox minor leaguers in strikeouts.

Fanned 8 in 4.2 innings on 4/25 vs. Greensboro.

Named South Atlantic League Pitcher of the Week for 5/2-8 after tossing 6.0 scoreless innings and allowing 1 hit and 1 walk in his only start of the week on 5/6 at Kannapolis.

Selected as Red Sox Minor League Pitcher for May after going 3-0 with a 3.65 ERA (10 ER/24.2 IP) and 26 strikeouts in 5 starts.

Transferred to Salem on 5/31.

Went 2-0 with a 2.00 ERA (4 ER/18.0 IP) and 22 strikeouts in 4 starts in August.

Following the season, ranked by *Baseball America* as Boston's No. 1 pitching prospect, No. 4 prospect overall, and as having the best curveball in the Red Sox system...Selected as the No. 14 prospect overall in the Carolina League by the same publication.

Personal

Entered 2010 rated as the June Draft's top pitching prospect by *Baseball America*.

Went 5-2 with a 7.32 ERA and 54 strikeouts in 51.2 innings over 15 games (11 starts) for Louisiana State University as a junior in 2010.

Pitched for Brewster of the Cape Cod League in 2010 before signing with the Red Sox...Did not allow an earned run over 5 starts, going 3-0 with 10 hits allowed and 31 strikeouts in 29.2 innings.

Was a high school teammate of fellow 2010 Red Sox draft pick C Jayson Hernandez at St. Rose (NJ) High School.

Was 12-3 with a 3.04 ERA for LSU as a sophomore...Earned the win in the clinching game of the 2009 College World Series.

Was selected by Texas in the 11th round of the 2007 June Draft but did not sign.

IN THE COMMUNITY

Anthony was involved in local community outreach through his participation in the Red Sox 2014 Rookie Development program, including visiting Boston Children's Hospital and painting murals at the McKinley Middle School in Boston with members of the Red Sox Scholars program.

Anthony Ranaudo's Career Record

YEAR	CLUB	W-L	ERA	G	GS	CG	SHO	SV	IP	H	R	ER	HR	HB	BB	SO	WP	BK
2011	Greenville	4-1	3.33	10	10	0	0	0	46.0	35	20	17	4	4	16	50	1	0
	Salem	5-5	4.33	16	16	0	0	0	81.0	80	43	39	6	9	30	67	6	0
2012	Portland	1-3	6.69	9	9	0	0	0	37.2	41	29	28	4	3	27	27	4	0
2013	Portland	8-4	2.95	19	19	0	0	0	109.2	80	39	36	9	3	40	106	1	1
	Pawtucket	3-1	2.97	6	5	0	0	0	30.1	32	11	10	1	0	7	21	0	0
Minor League Totals		21-14	3.84	60	59	0	0	0	304.2	268	142	130	24	19	120	271	12	1

2010 Signed by the Boston Red Sox as a supplemental-round selection (club's 3rd pick, 39th overall) in the June Draft

DAVID ROSS 3

Full Name: David Wade Ross

Bats: Right **Throws:** Right **Height:** 6-2 **Weight:** 230

Opening Day Age: 37

Born: March 19, 1977 in Bainbridge, GA

Resides: Tallahassee, FL

Major League Service: 11 years, 1 day

Acquired: Signed as a free agent on November 14, 2012

Signed By: Bill Pleis (Dodgers)

Contract Status: Signed through 2014



C

Career Highlights

🔥 12-year ML veteran entering 2nd consecutive season with the Red Sox after helping the club to the 2013 World Series championship...Also played 8 regular season games and 1 postseason contest with the Sox in September 2008 after signing as a minor league free agent that August.

🔥 Has thrown out a combined 37.2 percent of attempted base stealers (109 of 293) over the last 9 years, the 2nd-best rate in the majors after Yadier Molina's 40.3 mark (min. 400 games).

🔥 Over the last 5 seasons, leads the majors with a 3.29 catcher's ERA (min. 225 games), the best 5-year stretch in MLB since 1998...Clay Buchholz (1.73 ERA) as well as top ATL hurlers Kris Medlen (1.54 ERA), Tim Hudson (3.10), and Craig Kimbrel (0.00) excelled while pitching to him.

🔥 His teams have gone 72-50 (.590) in his 122 starts behind the plate over the last 3 years.

🔥 Hit .261 (177-for-679) with 41 doubles, 2 triples, 28 homers, and 104 RBI in 263 games from 2009-12, ranking 2nd among NL catchers (min. 600 PA) with a .463 SLG to Buster Posey (.503).

🔥 From 2006-07, ranked 2nd among NL catchers with 38 combined home runs for the Reds, including a career-high 21 homers in 2006.

🔥 Has averaged a home run every 13.9 AB (277 AB/20 HR) against AL opponents, the best mark among active major leaguers with at least 200 PA against the AL...In his career, has hit .256 with an .815 OPS against AL pitching.

🔥 Received the 2013 Good Guy Award from the Boston Baseball Writers.

🔥 Owns a 2.51 catchers ERA in 13 career postseason games behind the plate (9 starts), 2nd best among active players behind Buster Posey's 2.47 mark (min. 60 innings caught).

🔥 Started 7 games for the Red Sox in their 2013 postseason run to the World Series title, including each of the last 3 contests and all 4 World Series wins.

2013: Appeared in 36 games and made 33 starts at catcher, both of which ranked 2nd on the team to Jarrod Saltalamacchia.

🔥 Served 2 stints on the 7-day concussion DL, missing a total of 65 games...Originally landed on the DL from 5/12-24 after taking a pair of foul balls off his catcher's mask on 5/11 vs. TOR.

🔥 Returned to the DL from 6/18-8/18...Was transferred to the 60-day DL on 6/25...Played in 7 rehab games overall between Double-A Portland (3 games) and Triple-A Pawtucket (4 games), going 2-for-19 (.105) with 2 doubles and 2 RBI.

🔥 After being activated from his 2nd DL stint on 8/19, hit .270 (10-for-37) with 3 doubles, 4 RBI, 3 walks, and 3 runs scored in 13 games.

🔥 Red Sox pitchers posted a 3.12 ERA in games he caught, the lowest catcher's ERA among AL backstops with at least 20 games.

🔥 Threw out 34.5 percent of attempted base stealers (10-of-29), the 5th-highest mark in the AL (min. 20 G)...Marked the highest caught stealing percentage by a Red Sox catcher (min. 20 G) since Tony Pena threw out 37.3 percent (31 of 83) in 1993.

🔥 Hit .259 (14-for-54) vs. LHP compared to .167 (8-for-48) vs. RHP.

🔥 Started on consecutive days 4/20-21 (G2), 5/1-2, and 9/3-4...Appeared in 4 straight games from 9/3-6, hitting .333 (3-for-9) with the club going 4-0 in those contests.

🔥 Threw out 2 attempted base stealers in his Red Sox debut on 4/4 at NYY.

🔥 Hit a game-tying solo home run on 4/13 in the 5th inning off TB's David Price, helping BOS to a 2-1 win in 10 innings...Was his 1st home run as a Red Sox and 1st career homer in the AL after hitting 84 in the NL.

🔥 Set a career-high with 4 hits on 4/26 vs. HOU, going 4-for-4 with 2 homers, 2 RBI, and 3 runs...It was his 1st multi-homer game since 4/26/11 at SD while with ATL.

🔥 After collecting 1 multi-hit performance in his 1st 26 games of the season, had 2 in a 5-game span from 8/31-9/6, going 5-for-12 (.417 AVG) in those games with a double, RBI, and 2 runs.

David Ross, Continued

👉 The Red Sox won 7 of his last 10 starts from 8/24 to the end of the season and went 20-16 overall when he appeared behind the plate.

👉 Had a .280 AVG (7-for-25) in September, his highest mark of any month of the season.

👉 Threw out 3 attempted base stealers on 9/21 vs. TOR, a career high and most for a Sox catcher since Scott Hatteberg caught 3 on 4/30/98 vs. LAA.

👉 After the season, received the Good Guy Award from the Boston chapter of the BBWAA...The award is given to an individual – player, coach, or executive – who consistently and professionally handles the media obligations of being a Boston Red Sox, and serves as an example for teammates and others to follow.

POSTSEASON: Red Sox pitchers allowed just 12 earned runs in his 64.0 innings behind the plate during the Red Sox' World Championship run...His 1.69 catchers ERA was 2nd-best in a single postseason in 30 years beginning in 1984 after Javy Lopez's 1.62 mark for ATL in 1996 (min. 50 innings caught)...Batted .240 (6-for-25) with 3 doubles, 2 RBI, a walk, and 2 runs scored in 8 postseason games...BOS won 6 of his 7 starts, including his last 5 beginning with Game 5 of the ALCS...Appeared in 2 ALDS games, including a start in Game 2 vs. TB, in which he doubled off David Price and scored as part of a 2-run 3rd inning...Finished the clinching ALDS Game 4 at Tropicana Field...Made 2 ALCS starts vs. DET (G1 and G5)...His 4 starts in the World Series (Games 1 and 4-6) accounted for all 4 of the Sox' WS wins...Provided the game-winning run in WS Game 5 at STL with a tie-breaking RBI ground-rule double off Adam Wainwright in the 7th inning...Was the 4th Red Sox catcher with a game-winning RBI in the World Series, along with Jason Varitek (2004, GM 2), Carlton Fisk (1975, GM 6), and Wally Schang (1918, GM 3).

2012: In his 4th season with the Braves, played in 62 games and made 47 starts behind the plate, both of which were his most since 2007 with CIN (112 G, 98 starts as catcher).

👉 Threw out 42.4 percent of attempted base stealers (14 of 33), the 4th-best rate among ML catchers with at least 40 games at the position.

👉 Posted a 3.56 catchers' ERA, 6th among National Leaguers with at least 45 games at catcher.

👉 Tallied his most hits (45), home runs (9), and total bases (79) since the 2007 season with CIN.

👉 Averaged a home run every 19.56 at-bats, 3rd-best among NL catchers with at least 150 PA...His 9 homers tied for 2nd most in the majors among players with under 180 AB (WSH's Tyler Moore, 10 HR in 156 AB).

👉 Went 43-for-165 (.261) with a .467 SLG and all 9 of his HR in his 47 starts...ATL went 26-21 (.553) in his starts.

👉 Of his 9 home runs, 5 either tied the game or put the Braves ahead.

👉 Had a .347 AVG (25-for-72) and led MLB with a .694 SLG during day games (min. 30 PA).

👉 Batted .389 (14-for-36) when leading off an inning, the 2nd-best mark in the majors (min. 35 PA) after SF's Melky Cabrera (.424)...Overall, hit .327 (17-for-52) with a .916 OPS with none out.

👉 Ranked 4th in the NL with both a .391 AVG (9-for-23) and a .462 OBP in 10 June games (min. 25 PA).

👉 Batted .393 (11-for-28) with 3 homers and 6 RBI during a season-high 9-game hit streak from 6/17-7/19.

👉 Recorded 1st career stolen base on 8/8 at PHI, swiping 2nd base in the 7th inning.

👉 Scored the winning run on Juan Francisco's walk-off single in the 11th inning on 8/17 vs. LAD...Singled with 2 out to start the rally.

POSTSEASON: Went 3-for-4 with a home run and 2 RBI as the starting catcher in the Braves' only playoff contest, a loss to the Cardinals in the NL Wild Card Game...Was his 1st start in a postseason game since Game 2 of the 2004 NLDS with LAD.

2011: Led the Braves to a 28-14 record (.667) in his 42 starts at catcher.

👉 Threw out 31.2 percent (10 of 32) of would-be base stealers, 4th-best in the NL (min. 45 games at catcher)...His 3.11 catchers' ERA ranked 3rd among that group.

👉 Slugged .500 with all 6 of his homers against right-handed pitchers.

👉 Batted .282 (40-for-142) with all 6 homers and 21 RBI as a starter.

👉 Tallied a .333 AVG (12-for-36) with a .556 SLG with runners in scoring position, including a 3-for-8 mark (.375) with the bases loaded.

👉 Hit .327 (16-for-49) through 6/20 but went 24-for-103 (.233) after that point.

👉 Appeared in all 16 games while Brian McCann was on the DL from 7/27-8/13, including 14 starts in that time.

👉 Hit 3 homers in a span of 5 AB from 4/26-5/2, including 2 on 4/26 at SD for 10th career multi-HR game.

👉 On 7/2 vs. BAL, provided the eventual winning run in a 5-4 victory with a 4th-inning grand slam off Jake Arrieta...Was his 2nd career slam (8/31/10 vs. NYM).

👉 On 7/27 vs. PIT, drove in the game-tying run in the 6th inning and connected for the walk-off, game-winning single in the 10th inning, his 1st walk-off hit since 6/8/09 vs. PIT.

2010: Set career-highs with a .289 AVG (35-for-121) and a .392 OBP in 59 games.

👉 In 57 games caught, posted a 3.15 catchers' ERA, 2nd-best in the majors after SD's Yorvit Torrealba (3.14) among (min. 50 games at catcher)...Threw out 28.0 percent (7-of-25) of attempted base stealers.

David Ross, Continued

- Knocked 2 home runs, but tallied his 2nd-most doubles (13) and most triples (2) in a season.
- His 1st home run of the season on 8/7 vs. SF snapped a 37-game and 99-at-bat homerless drought.
- Hit his 1st career grand slam on 8/31 vs. NYM off Jonathon Niese.
- Made his last start of the season 9/29 vs. FLA and went 3-for-4 with a career-high 3 doubles.
- On 7/27, agreed to terms to a 2-year contract extension with ATL through 2012.

POSTSEASON: Made 3rd career postseason roster...Appeared in 2 of 4 games in the Braves' NLDS loss to SF but did not record a plate appearance.

2009: Played in 54 games, including 52 at catcher (36 starts), in his 1st season with ATL.

- Hit 7 homers, the 2nd-most HR in the majors for any player with 130 or fewer AB (Randy Ruiz, 10 HR in 115 AB).
- Batted .284 (25-for-88) against right-handed pitching...Ranked 8th in the NL (min. 100 PA) with a .602 SLG vs. righties and was 9th with a .997 OPS against righties.
- Went deep in both PA on 6/14 at BAL after replacing Brian McCann behind the plate in the 5th inning...Became 1st Braves player with a multi-homer game off the bench since Jeff Heath on 8/27/49 at Braves Field in Boston...Was 1st NL catcher to homer twice in a game he didn't start since NYM's Hawk Taylor on 6/20/64.
- Started the season on the DL with a strained right groin which suffered during Spring Training...Went 3-for-6 with a home run and 4 RBI in 2 games at Single-A Rome on rehab prior to 4/16 activation.
- Hit .368 (7-for-19) in his last 10 games beginning 8/31, hitting safely in all 5 starts during that stretch.

2008: Combined to appear in 60 big league games between the Reds and Red Sox organizations.

- Combined to draw 32 walks, the 2nd-highest total of his career (37 in 2006) and posted a .369 OBP despite a .225 AVG (32-for-142)...Threw out 10 of 36 (27.8%) attempted base stealers.
- Began the season on CIN's 15-day DL with back spasms...Played 4 rehab games with High-A Sarasota and 9 with Triple-A Louisville prior to 4/23 activation.
- Reached base safely in 11 straight games from 6/18-7/11, batting .364 (12-for-33) with 4 doubles, 2 homers, and 4 RBI in that span.
- Was designated for assignment on 8/10 and released 8/18 after appearing in 52 games with CIN.
- Signed with the Red Sox as a minor league free agent on 8/22 and played 6 games for Triple-A Pawtucket before being selected to Boston on 8/29.
- Made Red Sox debut on 9/2 and appeared in 8 regular season games for the club, all as a substitute...Went 1-for-8 at the plate.
- Signed by the Braves as a free agent on 12/5.

POSTSEASON: Made 1 postseason appearance for BOS, appearing defensively in the 12th inning during Game 3 of the ALDS, a 5-4 loss vs. LAA.

2007: For a 2nd straight season, topped the Reds in starts behind the plate with a career-high 98... In all, totaled a career-high 112 games played.

- Ranked 2nd among NL leaders in catcher's caught stealing percentage (39.0%, 23-for-59), behind only STL's Yadier Molina (50.0%).
- Topped ML catchers in AB/HR ratio (18.3)...Tallied 17 homers, 4th-most among NL catchers and his 2nd most in a single season after 2006 (21).
- Posted his 2nd-most runs (32), RBI (39), extra-base hits (27), and total bases (124) in a season, trailing 2006 totals.
- Topped NL catchers (3rd in MLB) with 14 homers at the All-Star break.
- Grounded into a 5-4-3 triple play on 4/21 vs. PHI.
- Collected multi-homer games twice in a 6-game span, hitting 2 each on 6/16 vs. TEX and 6/22 at SEA...Tied for 2nd in the majors with 6 homers from 6/16-7/1 (14 games).
- Left the game on 7/25 vs. MIL with a dislocated left pinky finger but missed just 1 game.
- From 8/14-8/27 was on the 15-day DL with a concussion suffered on 8/12 in a home plate collision with SD's Mike Cameron...After the concussion, made just 16 appearances the rest of the season.

2006: Was acquired from SD on 3/21 and became CIN's starting catcher...Hit a career-high 21 home runs while leading the Reds with 73 starts behind the plate.

- Also set single-season career-highs in runs (37), hits (63), doubles (15), RBI (52), SLG (.579), OPS (.932), extra-base hits (37), and total bases (143).
- Ranked 3rd among NL catchers in homers after ATL's Brian McCann (24) and SD's Mike Piazza (22).
- His 21 home runs came in just 247 at-bats, the most homers in the majors by a player with under 250 AB...Ranked 3rd among NL players with at least 225 AB in AB/HR (11.8), trailing only PHI's Ryan Howard (10.0) and STL's Albert Pujols (11.0).

David Ross, Continued

- Also ranked among NL leaders (min. 225 AB) with 4.75 AB/RBI (8th), a .579 SLG (8th), and a .932 OPS (15th).
- Threw out 12 of 29 base runners attempting to steal (41.4%), the NL's top rate (min. 75 games caught) and 2nd in MLB to DET's Ivan Rodriguez (45.7)...Posted a team-best 4.25 catchers' ERA.
- Produced a team-high 3 multi-homer games (2 each 6/12 vs. MIL, 7/2 vs. CLE, and 9/26 at FLA).
- Collected pinch-hit homers on 5/16 at PIT off Paul Maholm and 6/2 at HOU off Dave Borkowski.
- Knocked 2nd career game-ending homer on 8/9 off STL's Jason Isringhausen, a 2-run shot in the 9th inning for an 8-7 win.
- From 5/16-6/9, had a career-high 12-game hitting streak...Batted .484 (15-for-31) with 3 homers and 12 RBI during that stretch, including 4 pinch hits.
- In a 5-3 win at FLA on 9/26, hit a pair of homers into the upper deck at Dolphin Stadium off Dontrelle Willis that totaled 845 feet.
- Was on the DL from 7/16-25 with a lower abdominal strain...Appeared in 2 games for Double-A Chattanooga on rehab.

2005: Played 51 major league games between the Pirates and Padres.

- Began Spring Training with the Dodgers and was traded to the Pirates on 3/30 in exchange for cash considerations...On 7/28 was traded to the Padres for SS J.J. Furmaniak.
- Hit all 3 home runs in his 1st 7 games of the season through 4/15...Drove 2 homers 4/15 vs. CHI, his 2nd career multi-homer game.
- Sent to Triple-A Indianapolis and played 6 games before being traded to the Padres.
- Appeared in 8 games for the Padres after the trade before 8/26 option to Triple-A Portland...Played in 6 games for the Beavers before 9/6 promotion back to SD.
- Totaled a .353 AVG (6-for-17) in 11 games for the Padres overall.

2004: Appeared in 70 games for the Dodgers in his 1st full season in the majors.

- Had a 28.9 catcher caught stealing percentage (11 of 38).
- Homered off Brett Tomko in his 2nd game of the season, 4/18 at SF.
- On 7/29 at COL, homered and collected his 1st career triple.
- In the 11th inning on 9/30 vs. COL, hit the 1st walk-off homer of his career off Steve Reed...The win clinched at least a tie for the Dodgers in the NL West.

POSTSEASON: Appeared in 2 games during the NLDS, his 1st career playoff action, including a Game 2 start...Went 0-for-3 with a walk and an error.

2003: Cranked 10 home runs in just 40 games for the Dodgers.

- His 10 homers ranked 5th among NL rookies...His average of 12.4 AB/HR ranked 5th among NL players with at least 100 AB.
- Threw out 13 of 42 base runners attempting to steal (31.0%).
- Began the season with Triple-A Las Vegas but became the Dodgers' back-up catcher when Todd Hundley underwent back surgery in early May.
- Hit safely in his last 7 games with Las Vegas before his 5/5 promotion...Spent rest of the season in the majors.
- Went 2-for-3 with a homer and 2 RBI in his season debut for the Dodgers on 5/9 at MON.
- On 6/14 at CLE set season-highs with 3 hits and 3 RBI, including a 2-run HR...Also went deep in his next contest, 6/20 vs. ANA.
- Recorded his 1st career multi-homer game with 2 shots on 9/14 vs. SD.

2002: Appeared in 8 games over 2 stints with the Dodgers in his major league debut...Spent most of the season in Las Vegas, his 1st career Triple-A action.

- Recalled on 6/28 after Chad Kreuter went on the DL and made his ML debut 6/29 at ANA, striking out as a pinch-hitter...Made 1st career start on 7/6 at STL.
- Optioned back to Las Vegas on 7/12 and homered 7 times in his 1st 6 games back in the minors from 7/13-20.
- Was recalled again on 9/1 and spent the rest of the season with the Dodgers.
- In a 19-1 victory on 9/2 at ARI, recorded his 1st ML hit, a 7th-inning double off Eddie Oropesa, and his 1st career home run off Mark Grace in the 9th inning.

2001: Collected 11 homers and 45 RBI in 75 games for LAD's Double-A Jacksonville affiliate, helping the team to a Co-Championship in the Southern league.

- Named a Southern League Mid-Season All-Star...Combined to bat .313 (25-for-80) in April and May.
- Hit in 13 of his first 18 games of the year, concluding with a season-long 8-game hit streak from 4/21-5/3.
- Hit 7 homers and drove in 17 runs over 20 June games...Knocked a grand slam on 6/2 vs. Tennessee.



David Ross, Continued

👉 Threw out 20 of 54 attempted base stealers (37.0%).

2000: Split the year between High-A San Bernardino (51 games) and Double-A San Antonio (24 games) in the Dodgers system...Helped San Bernardino to the California League Championship.

👉 Began season with 10 games for San Bernardino before being promoted for 1st career Double-A action on 4/24.

👉 All 3 Double-A homers came in consecutive games played, 6/2-5...Hit 2 HR and tallied 6 RBI on 6/5 at Arkansas.

👉 Made all 24 appearances for San Antonio before returning to San Bernardino on 6/30, where he spent the rest of the season.

👉 Posted a 13-game hit streak from 7/14-8/3...Collected 6 homers during a 10-game span from 7/30-8/12.

👉 Led the California League with a 51.5% caught stealing rate (34 of 66).

1999: Appeared in a career-high 114 games for the Dodgers' High-A Vero Beach club.

👉 Also set a single-season career-high with 46 walks and 5 stolen bases.

👉 Appeared in 5 games at 1B and 1 game in the OF, the only defensive action outside of catching in his pro career.

1998: Played 1st pro season with Short-A Yakima after signing with the Dodgers.

👉 Ranked 9th in the Northwest League with a .309 AVG (59-for-191).

👉 Led league catchers in games (57), chances (485), and putouts (428).

Personal

👉 Married to Hyla...The couple has a daughter, Landri, and a son, Cole.

👉 Attended Auburn University from 1996-97 and was a member of the 1997 Tigers team that went to the College World Series...Transferred to the University of Florida as a junior in 1998...With the Gators, hit .332 with 21 doubles, 19 homers, and 69 RBI to help his squad advance to the College World Series.

👉 Teammates on his 1998 Gators team included major leaguers Josh Fogg, Mark Ellis, and Brad Wilkerson.

👉 Graduated from Florida High School in Tallahassee.

IN THE COMMUNITY

In 2013 David attended events benefitting the Red Sox Foundation, including Casino Night, the Welcome Home Party, and Picnic in the Park...Visited victims of the Boston Marathon bombings in the hospital...Participated in social media day at Fenway park and attended a BoSox Club Luncheon...Also met Jimmy Fund patients during their trip to Fenway Park...After signing with the Red Sox in November 2012, participated in the team's January caravan visiting sites around Boston including stops at the Jimmy Fund and Children's Hospital Boston.

David Ross, Continued

David Ross' Career Record

YEAR	CLUB	AVG.	G	AB	R	H	2B	3B	HR	RBI	SH	SF	HB	BB	SO	SB	CS	E
1998	Yakima	.309	59	191	31	59	14	1	6	25	2	2	1	34	49	2	2	10
1999	Vero Beach	.227	114	375	47	85	19	1	7	39	1	6	7	46	111	5	9	16
2000	S. Bernardino	.257	51	191	27	49	11	1	7	21	3	1	1	17	43	3	2	4
	San Antonio	.209	24	67	11	14	2	1	3	12	1	1	1	9	17	1	0	4
2001	Jacksonville	.264	74	246	35	65	13	1	11	45	0	3	10	34	72	1	1	9
2002	Las Vegas	.297	92	293	48	87	16	2	15	68	5	4	9	35	86	1	1	7
	LOS ANGELES (NL)	.200	8	10	2	2	1	0	1	2	0	0	1	2	4	0	0	0
2003	Las Vegas	.221	24	86	12	19	4	0	5	16	1	1	1	11	27	0	2	2
	LOS ANGELES (NL)	.258	40	124	19	32	7	0	10	18	0	1	2	13	42	0	0	4
2004	LOS ANGELES (NL)	.170	70	165	13	28	3	1	5	15	0	5	5	15	62	0	0	3
2005	Indianapolis	.211	6	19	1	4	1	0	0	1	0	1	0	3	7	0	0	1
	PITTSBURGH	.222	40	108	9	24	8	0	3	15	1	3	1	6	24	0	0	3
	Portland	.143	6	21	3	3	1	0	0	1	0	0	0	2	4	0	0	0
	SAN DIEGO	.353	11	17	2	6	0	1	0	0	1	0	1	0	4	0	0	0
2006	Chattanooga	.333	2	6	0	2	0	0	0	2	0	0	0	2	2	0	0	0
	CINCINNATI	.255	90	247	37	63	15	1	21	52	4	5	3	37	75	0	0	8
2007	Louisville	.222	3	9	0	2	1	0	0	0	0	0	1	1	1	0	0	0
	CINCINNATI	.203	112	311	32	63	10	0	17	39	5	2	0	30	92	0	0	5
2008	Sarasota	.182	4	11	2	2	0	0	0	1	0	1	0	3	4	0	0	0
	CINCINNATI	.231	52	134	17	31	9	0	3	13	5	1	1	32	36	0	1	3
	Louisville	.206	10	34	5	7	1	1	2	3	0	1	0	3	13	0	0	0
	BOSTON	.125	8	8	1	1	0	0	0	1	0	0	0	0	3	0	0	0
	Pawtucket	.250	6	28	4	7	1	0	1	3	0	0	0	1	7	0	0	0
2009	Rome	.500	2	6	1	3	0	0	1	4	0	0	0	1	1	0	0	0
	ATLANTA	.273	54	128	18	35	9	0	7	20	1	0	1	21	39	0	0	1
2010	ATLANTA	.289	59	121	15	35	13	2	2	28	2	1	1	20	28	0	1	4
2011	ATLANTA	.263	52	152	14	40	7	0	6	23	2	0	0	16	51	0	1	3
2012	ATLANTA	.256	62	176	18	45	7	0	9	23	0	2	0	18	60	1	0	2
2013	BOSTON	.216	36	102	11	22	5	0	4	10	2	0	1	11	42	1	0	1
	Portland	.333	3	6	3	2	2	0	0	2	0	0	0	1	2	0	0	0
	Pawtucket	.000	4	13	0	0	0	0	0	0	0	0	0	1	5	0	0	0
Major League Totals		.237	694	1803	208	427	94	5	88	258	24	20	17	221	562	2	3	37
Minor League Totals		.255	483	1598	229	408	86	8	57	242	13	21	31	204	450	13	18	49
Red Sox Totals		.209	44	110	12	23	5	0	4	10	3	0	1	11	45	1	0	1

1995 Selected by the Los Angeles Dodgers in the 19th round of the June Draft (did not sign)

1998 Signed by the Los Angeles Dodgers as a seventh-round selection in the June Draft

2005 Acquired by the Pittsburgh Pirates in exchange for cash considerations on 3/30

2005 Acquired by the San Diego Padres in exchange for INF J.J. Furmaniak on 7/28

2006 Acquired by the Cincinnati Reds in exchange for RHP Bobby Basham on 3/21

2008 Signed by the Boston Red Sox as a minor league free agent on 8/22

2008 Signed by the Atlanta Braves as a free agent on 12/5

2012 Signed by the Boston Red Sox as a free agent on 11/14

Additional Batting Statistics

YEAR	CLUB	OBP	SLG	OPS	TB	GDP
2002	LOS ANGELES (NL)	.385	.600	.985	6	0
2003	LOS ANGELES (NL)	.336	.556	.892	69	4
2004	LOS ANGELES (NL)	.253	.291	.544	48	3
2005	PITTSBURGH	.263	.380	.642	41	3
	SAN DIEGO	.389	.471	.859	8	0
2006	CINCINNATI	.353	.579	.932	143	4
2007	CINCINNATI	.271	.399	.670	124	9
2008	CINCINNATI	.381	.366	.747	49	3
	BOSTON	.125	.125	.250	1	0
2009	ATLANTA	.380	.508	.888	65	1
2010	ATLANTA	.392	.479	.871	58	5
2011	ATLANTA	.333	.428	.761	65	4
2012	ATLANTA	.321	.449	.770	79	5
2013	BOSTON	.298	.382	.680	39	3
Major League Totals		.323	.441	.764	795	44

David
Ross

David Ross, Continued

Wild Card Record

YEAR	CLUB	AVG.	G	AB	R	H	2B	3B	HR	RBI	SH	SF	HB	BB	SO	SB	CS	E
2012	ATL vs. STL	.750	1	4	1	3	0	0	1	2	0	0	0	0	0	0	0	0

Division Series Record

YEAR	CLUB	AVG.	G	AB	R	H	2B	3B	HR	RBI	SH	SF	HB	BB	SO	SB	CS	E
2004	LA vs. STL	.000	2	3	0	0	0	0	0	0	0	0	0	1	0	0	0	1
2008	BOS vs. LAA	---	1	0	0	0	0	0	0	0	0	0	0	0	0	0	0	0
2010	ATL vs. SF	---	2	0	0	0	0	0	0	0	0	0	0	0	0	0	0	0
2013	BOS vs. TB	.200	2	5	1	1	1	0	0	0	0	0	0	0	2	0	0	0
Division Series Totals			.125	7	8	1	1	1	0	0	0	0	0	1	2	0	0	1

League Championship Series Record

YEAR	CLUB	AVG.	G	AB	R	H	2B	3B	HR	RBI	SH	SF	HB	BB	SO	SB	CS	E
2013	BOS vs. DET	.500	2	4	0	2	1	0	0	1	1	0	0	1	0	0	0	0

World Series Record

YEAR	CLUB	AVG.	G	AB	R	H	2B	3B	HR	RBI	SH	SF	HB	BB	SO	SB	CS	E
2013	BOS vs. STL	.188	4	16	1	3	1	0	0	1	0	0	0	0	8	0	0	0

Career Fielding Record

YEAR	CLUB	POS	PCT.	G	GS	PO	A	E	TC	DP	
2002	LOS ANGELES (NL)	C	1.000	6	2	19	2	0	21	0	
2003	LOS ANGELES (NL)	C	.986	38	35	259	26	4	289	2	
2004	LOS ANGELES (NL)	C	.992	67	51	355	21	3	379	0	
2005	PITTSBURGH	C	.986	35	31	183	23	3	209	4	
	SAN DIEGO	C	1.000	7	2	28	0	0	28	1	
2006	CINCINNATI	C	.985	75	73	480	33	8	521	5	
2007	CINCINNATI	C	.993	108	98	662	50	5	717	7	
2008	CINCINNATI	C	.992	46	43	323	29	3	355	4	
	BOSTON	C	1.000	8	0	23	0	0	23	0	
2009	ATLANTA	C	.997	52	36	314	37	1	352	6	
2010	ATLANTA	C	.987	57	33	276	22	4	302	1	
2011	ATLANTA	C	.992	49	42	337	32	3	372	2	
2012	ATLANTA	C	.995	54	47	366	27	2	395	4	
2013	BOSTON	C	.997	36	33	288	13	1	302	2	
Career Totals			C	.991	638	526	3913	315	37	4265	38

Career Single-Game Highs

HITS	4, 4/26/13 vs. HOU
DOUBLES	3, 9/29/10 for ATL vs. FLA
HOME RUNS	2, 11 times, last 4/26/13 vs. HOU
RBI	5, 2 times, last 6/22/07 for CIN at SEA
RUNS SCORED	3, 4 times, last 4/26/13 vs. HOU
WALKS	3, 4 times, last 5/2/13 at TOR
STRIKEOUTS	5, 5/25/13 vs. CLE
STOLEN BASES	1, 2 times, last 5/5/13 at TEX
HITTING STREAK	12, 5/16/06-6/9/06
EJECTIONS	None

Home Run Notes

Multi-Home Run Games (11)

2-HOME RUN GAMES (11)

9/14/03 for LAD vs. SD
4/15/05 for PIT vs. CHC
6/12/06 for CIN vs. MIL
7/2/06 for CIN vs. CLE
9/26/06 for CIN at FL
6/16/07 for CIN vs. TEX
6/22/07 for CIN at SEA
7/10/08 for CIN at CHC
6/14/09 for ATL at BAL
4/26/11 for ATL at SD
4/26/13 vs. HOU

LEADOFF HOME RUNS (0)

GRAND SLAMS (2)

8/31/10 for ATL vs. NYM off Jonathon Niese
7/2/11 for ATL vs. BAL off Jake Arrieta

PINCH-HIT HOME RUNS (3)

8/26/03 for LAD at HOU off Mike Gallo
5/16/06 for CIN at PIT off Paul Maholm
6/2/06 at HOU off Dave Borkowski

EXTRA-INNING HOME RUNS (2)

7/2/03 for LAD vs. SD off Rod Beck (10th)
9/30/04 vs. COL off Steve Reed (11th)

GAME-ENDING HOME RUNS (2)

9/30/04 for LAD vs. COL off Steve Reed
8/9/06 for CIN vs. STL off Jason Isringhausen

INSIDE-THE-PARK HOME RUNS (0)

TRAVIS SHAW 77

Full Name: Travis R. Shaw

Bats: Left **Throws:** Right **Height:** 6-4 **Weight:** 225

Opening Day Age: 23 (Turns 24 on April 16)

Born: April 16, 1990 in Washington Court House, OH

Resides: Washington Court House, OH

Major League Service: None

Acquired: Selected in the 9th round of the 2011 June Draft

Signed By: Jon Adkins (Red Sox)

Contract Status: Signed through 2014



1B

Non-Roster Invitee

Career Highlights

🔥 Entering 4th professional season and 1st in Major League Spring Training camp.

🔥 Has totaled 35 home runs over his 2 full minor league seasons, tied with Xander Bogaerts (also 35) and 1 shy of Bryce Brentz (36) for the most among Red Sox farmhands over the last 2 seasons.

🔥 Enters 2014 as the Red Sox' top 1B prospect according to *Baseball America*.

🔥 Named to the 2013 Arizona Fall League's Top Prospects Team after pacing the AFL with 12.2 AB/HR last fall in 17 games for the AFL-champion Saguaros...Had a .361 AVG/.452 OBP/.705 SLG in the circuit.

🔥 Participated in the 2014 Red Sox Rookie Program.

2013: Played the entire season with Double-A Portland and tied for the team lead with 16 home runs.

🔥 Tied for 3rd in the Red Sox farm system with 16 homers, matching the most on the Sea Dogs.

🔥 Finished 5th in the Eastern League with a team-high 78 walks.

🔥 Reached safely via hit, walk, or HBP in 97 of 127 games.

🔥 Led the Sea Dogs with 111 games at 1B...Also played 4 games at 3B and appeared 12 times as DH.

🔥 Topped Double-A batters with 23 walks during the month of April.

🔥 Hit all 16 homers in his last 100 games beginning on 5/7, tied for 7th most in the EL in that time.

🔥 Notched a pair of season-high 4-hit games on 5/16 at New Hampshire and 8/13 at Altoona.

🔥 Had season monthly highs with 25 hits, 4 homers, and 16 RBI in June.

🔥 Clubbed a season-high 2 homers on 7/2 vs. Trenton and reached in all 4 PA (2-for-2, 2 HR, 2 RBI, 2 BB, SB).

🔥 Reached base safely in his 1st 24 games of the season from 4/4-5/2...In that time hit .259 (22-for-85) with 8 doubles, 10 RBI, 25 walks, and a .429 OBP.

🔥 Hit a grand slam on 6/30 vs. New Hampshire as part of a season-high 5-RBI effort.

🔥 Went 3-for-4 with a solo homer as Portland defeated Harrisburg on 7/27 at Fenway Park.

🔥 Following the season, helped Surprise to the Arizona Fall League championship...Led AFL qualifiers with an average of 12.2 AB/HR, and ranked among AFL leaders in AVG (6th, .361), homers (T-2nd, 5), RBI (3rd, 19), OBP (5th, .452), SLG (2nd, .705), OPS (2nd, 1.157), extra-base hits (5th, 11).

🔥 Following the season, named to the AFL's Top Prospects Team.

🔥 Earned AFL Player of the Week honors for 12/5-11 (.538 AVG, 7-for-13, 2 2B, HR, 2 RBI, 5 BB).

2012: Spent most of the season with High-A Salem and was a Carolina League mid- and post-Season All-Star...Promoted to Portland to start August.

🔥 Combined to bat .287 (133-for-464) with 44 doubles, 3 triples, 19 homers, 85 RBI, 80 walks, 82 runs, and 12 stolen bases between the Salem Sox and Sea Dogs.

🔥 Led Red Sox minor leaguers with in doubles and finished among organizational leaders in RBI (2nd) and home runs (T-4th).

🔥 Began the year with Salem and placed 3rd among High-A qualifiers with a .957 OPS.

🔥 Led the CL with a .411 OBP and .545 SLG, while ranking among league leaders in AVG (4th, .305), extra-base hits (T-2nd, 50), RBI (4th, 73), walks (3rd, 59), and AB/HR (3rd, 22.1).

🔥 Went a combined 5-for-8 (.625) with the bases loaded, including a grand slam on 5/9 vs. Potomac.

🔥 Named Batter of the Week in the CL for 5/29-6/3 after going 10-for-25 (.400) with 7 runs and a league-leading 4 homers, 11 RBI, and 24 total bases.

Travis
Shaw

Travis Shaw, Continued

- Named MVP of the California-Carolina League All-Star Game on 6/9 after knocking a 2-run homer.
- Reached safely via walk or hit in 27 of 31 games for Portland after early-August call-up.
- 2011: In his 1st pro season, led Short-A Lowell with 36 RBI and 34 walks and ranked 2nd with 13 doubles, 8 homers, and 33 runs.**
- Also ranked among team leaders in games (T-3rd, 57) and hits (T-2nd, 53).
- Batted .379 (11-for-29) with runners in scoring position and 2 outs.
- Named the New York-Penn League Batter of the Week for 6/27-7/3 after setting a Spinners single-game record with 10 total bases (4-for-4, 3 2B, HR, 5 RBI, 2 BB, 3 R) on 7/2 at Connecticut.
- Placed on the DL on 8/1 with a left shoulder strain and returned on 8/12.
- Transferred to Single-A Greenville on 9/4 with 2 games left in the season.

Personal

- Hit .307 (75-for-244) with a conference-leading 14 homers and posted a .553 SLG and 51 RBI in 62 games at Kent State University in 2011... Named to the All-MAC 1st-Team in 2011 and 2nd-Team in 2010.
- His father, Jeff, pitched parts of 12 ML seasons from 1990-2001.
- Selected by Boston in the 32nd round of the 2008 June Draft but did not sign.

IN THE COMMUNITY

Travis was involved in local community outreach through his participation in the Red Sox 2014 Rookie Development program, including visiting Boston Children's Hospital and painting murals at the McKinley Middle School in Boston with members of the Red Sox Scholars program.

Travis Shaw's Career Record

YEAR	CLUB	AVG	G	AB	R	H	2B	3B	HR	RBI	SH	SF	HB	BB	SO	SB	CS	E
2011	Lowell	.262	57	202	33	53	13	0	8	36	0	2	2	34	47	3	0	9
	Greenville	.333	2	9	1	3	1	0	0	1	0	0	0	1	0	0	0	0
2012	Salem	.305	99	354	69	108	31	3	16	73	0	3	7	59	81	11	2	13
	Portland	.227	31	110	13	25	13	0	3	12	0	1	1	21	34	1	1	2
2013	Portland	.221	127	444	57	98	21	4	16	50	0	2	5	78	117	7	3	9
Minor League Totals		.256	316	1119	173	287	79	7	43	172	0	8	15	193	279	22	6	33

- 2009 Selected by the Boston Red Sox in the 32nd round of the June Draft (did not sign)
- 2011 Signed by the Boston Red Sox as a ninth-round selection in the June Draft

GRADY SIZEMORE 38

Full Name: Grady Sizemore III
Bats: Left **Throws:** Left **Height:** 6-2 **Weight:** 200
Opening Day Age: 31 (Turns 32 on August 2)
Born: August 2, 1982 in Seattle, WA
Resides: Scottsdale, AZ
Major League Service: 8 years, 56 days
Acquired: Signed as a free agent on January 22, 2014
Signed By: Scott Goldby (Expos)
Contract Status: Signed through 2014



OF

Career Highlights

⚡ Entering 1st season with the Red Sox...Has been hampered by injuries over the last 5 years after staying off the DL in his first 5 ML campaigns from 2004-08...Missed the past 2 seasons recovering from micro-fracture surgery in his right knee.

⚡ Entire previous ML career came in 892 games with CLE from 2004-11...During that 8-year span, no other AL player reached both his totals of 139 homers and 134 stolen bases...Joins Joe Carter as the only Indians ever to tally both 100 home runs and 100 stolen bases.

⚡ Named in All-Star in 3 straight years from 2006-08...During those seasons posted a .279 AVG/.380 OBP/.499 SLG while averaging 28 home runs and 93 stolen bases per year.

⚡ Has hit at least 20 home runs with at least 20 stolen bases in each of his 4 full ML campaigns from 2005-08, the most 20/20 seasons in Indians history...The only other players ever to record three 20-HR/20-SB seasons within their first 4 years appearing in the big leagues are Darryl Strawberry (1984-86) and Bobby Bonds (1969-71).

⚡ From 2006-09, ranked 2nd in the AL with 426 runs scored (Alex Rodriguez, 438) and 276 extra-base hits (David Ortiz, 291)...Was the only AL player to score at least 100 runs in each of those 4 seasons.

⚡ Played in 639 of the Indians' 648 games (98.6%) over his first 4 full ML seasons from 2005-08, including all 162 games in 2006 and 2007.

⚡ Led the majors with 134 runs, 53 doubles (tied, 1st in AL), and 92 extra-base hits in 2006...With 11 triples and 28 home runs that year, became just the 4th player with a 50-double, 10-triple, 25-homer season, along with Hall of Famers Joe Medwick (1937), Chuck Klein (1932), and Lou Gehrig (1927).

⚡ In 2008, became the 10th player in AL history to put together a 30-homer/30-stolen base season (33 HR, 38 SB) and earned a spot on the Louisville Slugger Silver Slugger Team.

⚡ A leadoff hitter for most of his career, topped the AL in pitches seen in 3 consecutive seasons from 2006-08 and has averaged 4.0 pitches per PA in his big league career...Is CLE's all-time leader with 22 career leadoff home runs.

⚡ Has played exclusively in CF in his big league career and owns a lifetime .993 fielding percentage, 2nd best all time among all AL outfielders with at least 800 games played...Earned back-to-back Rawlings Gold Glove Awards in 2007 and 2008.

⚡ Played all 11 postseason games during the Indians' run to the 2007 ALCS, a 7-game loss to the Red Sox.

⚡ Was on Team USA's 2009 World Baseball Classic roster but didn't play because of injury...Played for the 2004 U.S. Olympic qualifying team.

2013: Missed the year recovering from micro-fracture surgery in his right knee.

2012: Missed the season following lower back surgery to repair an injury suffered during a February workout.

⚡ Had surgery to repair a damaged disc in his lower back on 3/1 in Miami...Was performed by Dr. Barth Green of the University of Miami School of Medicine.

⚡ Did not appear in a game because of the back injury and then persistent knee soreness.

⚡ On 8/21 the Indians announced he no longer would participate in baseball-related activities.

2011: Limited to 71 games for the Indians due to 3 DL stints.

⚡ Began the season on the DL while rehabbing from June 2010 micro-fracture surgery on his left knee.

AMERICAN LEAGUE LEADERS, 2006-09

PLAYER, TEAM	XBH
David Ortiz, BOS	291
Grady Sizemore, CLE	276
Justin Morneau, MIN	273
Curtis Granderson, DET	265
Alex Rodriguez, NYY	263

PLAYER, TEAM	RUNS
Alex Rodriguez, NYY	438
Grady Sizemore, CLE	426
Derek Jeter, NYY	415
Curtis Granderson, DET	415
Ichiro Suzuki, SEA	412

Grady
Sizemore

Grady Sizemore, Continued

- Was disabled 2 more times with contusions to his right knee.
- On 7/21, while on the DL for the 3rd time, underwent sports hernia surgery stemming from an injury suffered while sliding on 5/10 vs TB...The procedure was performed by Dr. Bill Meyers.
- Returned in September to appear in 10 more games but didn't play the last 6 days of the season.
- Made his last appearance on 9/22 vs CWS.
- On 10/3 had an arthroscopic procedure on his right knee performed by Dr. Richard Steadman.
- Following the season became a free agent when the Tribe declined his 2012 contract option, but re-signed to a 1-year contract on 11/23.

2010: Appeared in only 33 games because of a left knee injury that required season-ending surgery in June.

- Originally suffered the injury on 4/1 and was bothered by it all season.
- Made his last appearance on 5/16 at BAL and aggravated the injury...Went on the disabled list 3 days later.
- On 6/4 had micro-fracture surgery on his left knee, performed by Dr. Richard Steadman.

2009: Played in 106 games in a season cut short by injury.

- Had surgeries on 9/9 to relieve inflammation in his left elbow (Dr. Mark Schickendantz) and then another on 9/19 to correct instability in his lower left abdominal wall (Dr. Bill Meyers).
- Had been bothered by both injuries since spring training, which kept him off Team USA's World Baseball Classic roster.
- His grand slam on 4/16 off Damaso Marte was the first slam at new Yankee Stadium.
- Spent time on the DL with the elbow injury from 5/31-6/22.
- Went back on the DL on 9/4.

2008: For the third straight season was an American League All-Star...Finished 10th in the BB-WAA's Most Valuable Player Award voting.

- Among AL leaders in HR (T-6th, 33) and stolen bases (5th, 38), both career highs...Also ranked 6th in total bases (318), T-2nd in extra base hits (77), 3rd in walks (98), 3rd in intentional walks (14), 14th in SLG (.502), 15th in OBP (.375), 12th in OPS (.876), 10th in runs (101), and T-17th in RBI (90)...Was the 2nd-hardest AL player to double up (126.8 AB/GIDP).
- Joined Joe Carter (1987) as the only players in Indians history to produce at least 30 homers and 30 stolen bases in a season.
- Became the 10th AL member of the 30/30 club, the 1st since Alfonso Soriano in 2005, and the 33rd major league player...FLA's Hanley Ramirez also did it in 2008.
- Became the only player in franchise history to produce 30 doubles, 30 home runs and 30 steals in a season.
- Awarded his 1st career Louisville Silver Slugger...At age 26 was the youngest Indians player to win a Silver Slugger since Jim Thome in 1996.
- Earned his 2nd consecutive Rawlings Gold Glove Award after posting the 2nd-best fielding percentage among AL CF (.995).
- Recorded his 100th career home run on 7/5 at MIN...Collected his 100th stolen base 3 days later on 7/8 at DET to join Joe Carter as the only players in club history to reach both of those career milestones.
- His 32 homers as a center fielder tied the single-season club record (Earl Averill in 1931 and 1932; Larry Doby in 1952 and 1954).
- Batted 1st in all 157 games played...Led ML leadoff hitters in homers and RBI, with an AL-high 7 leadoff HR...Topped the majors with 3,043 pitches seen.
- Topped the AL with 5 multi-homer games.
- Stole 38 bases in 43 attempts (88.4%).
- Played in 382 consecutive games from 8/26/05-4/26/08...Streak ended on 4/27 after spraining his right ankle the day before vs. NYY while running the bases...Had been the longest active streak in the majors.

LEADOFF HOME RUNS

Grady has hit 22 leadoff home runs in his career, 8th most in the major leagues since 2004.

- 7/8/05 at NYY off Chien-Ming Wang
- 7/29/05 at SEA off Aaron Sele
- 9/9/05 vs. MIN off Johan Santana
- 5/6/06 at SEA off Joel Pineiro
- 5/19/06 vs. PIT off Zach Duke
- 7/16/06 at MIN off Carlos Silva
- 9/2/06 at TEX off Edinson Volquez
- 4/2/07 at CWS off Jose Contreras
- 4/5/07 at CWS off Mark Buehrle
- 5/23/07 at KC off Scott Elarton
- 6/9/07 at CIN off Matt Belisle
- 4/30/08 vs. SEA off Jarrod Washburn
- 5/10/08 vs. TOR off Dustin McGowan
- 5/14/08 vs. OAK off Joe Blanton
- 5/30/08 at KC off Gil Meche
- 6/13/08 vs. SD off Josh Banks
- 7/22/08 at LAA off Jered Weaver
- 8/25/08 at DET off Armando Galarraga
- 5/15/09 at TB off Scott Kazmir
- 7/26/09 at SEA off Jason Vargas
- 8/27/09 at BAL off David Hernandez
- 5/10/11 vs. TB off Andy Sonnanstine

Grady Sizemore, Continued

👉 On 8/21 vs. KC, drove in a career-high 7 runs, going 4-for-5 with a triple and a homer.

2007: Was an American League All-Star for the 2nd straight season and won his 1st career Rawlings Gold Glove Award.

👉 Ranked among AL leaders in runs (4th, 118), walks (5th, career-high 101), stolen bases (T-6th, 33), HBP (5th, 17), and times on base (4th, 292)...Led the AL with 748 PA and hit .277.

👉 Played in all 162 games for the 2nd straight season (158 starts)...Led the majors with 3,101 pitches seen.

👉 Was only the 4th Indians player to produce at least 20 home runs and 25 stolen bases in the same season, along with Roberto Alomar (1999, 2001), Joe Carter (1986-88), and Bobby Bonds (1979).

👉 Became the 30th Major Leaguer to hit a leadoff home run on Opening Day and the 3rd Indian, also Julio Franco (1988) and Charlie Jamieson (1925).

👉 Was the 1st player in club history to homer in each of the 1st 3 games of the season.

👉 Hit his 2nd career inside-the-park home run on 4/27 vs. BAL.

👉 Put together a career-high-tying 12-game hit streak from 7/23-8/4 (.370, 17-for-46, 3 2B, 2 HR, 10 RBI, 4 BB, 3 SB).

POSTSEASON: Reached base via hit or walk in 9 of CLE's 11 postseason games...Hit .279 (12-for-43) with 2 doubles, a triple, 2 homers, 2 stolen bases...Led the team with 8 walks and 9 runs scored...Hit .375 (6-for-16) with a triple and a homer in a 4-game ALDS win over NYY...The home run was a leadoff shot in the series clincher off Chin-Ming Wang at Yankee Stadium...Went 6-for-27 (.222) with 2 doubles and a homer against the Red Sox in a 7-game ALCS loss.

2006: Earned his 1st All-Star selection and named Indians Man of the Year by the Cleveland chapter of the BBWAA...Led MLB with 134 runs scored, 53 doubles (tied, 1st in AL), and 92 extra-base hits.

👉 Became the 1st Indians player and 2nd major leaguer (PHI's Chuck, Klein in 1932) to produce a season with 50 doubles, 10 triples, 20 homers, and 20 steals.

👉 Became only the 4th player in history with 50 doubles, 10 triples, and 25 homers in a single year, joining Hall of Famers Joe Medwick (1937), Klein (1932), and Lou Gehrig (1927).

👉 Had the 3rd-most doubles and extra-base hits in team history...Was the 1st Indians player since Albert Belle in 1995 to lead the league in both categories.

👉 His 92 extra-base hits were a franchise record out of the leadoff spot, and the most by any player from the lineup's top spot since at least 1957.

👉 Became the 1st major leaguer to lead his league in doubles, runs, and extra-base hits since STL's Albert Pujols in 2003.

👉 Also placed 2nd in the AL with 349 total bases, trailing only BOS' David Ortiz (355).

👉 Grounded into just 2 double plays, the fewest in franchise history over a full season.

👉 Became the 1st Indians player since Joe Carter in 1989 to appear in all 162 games.

👉 Led all ML outfielders with 419 total chances and made just 3 errors (.993 fielding pct.)...Tied for 3rd among AL CF with 7 assists.

👉 Had 1st career multi-homer game on 9/24 at TEX.

👉 During spring training signed a 6-year contract through the 2011 season with a club option for 2012.

2005: In 1st full pro season, hit .289 (185-for-640) with 37 doubles, 11 triples, 22 homers, 81 RBI, and 22 stolen bases.

👉 Joined Roberto Alomar (2001) as the only players in Indians history to produce 20 doubles, 10 triples, 20 homers, and 20 stolen bases in a season...Was the 1st and only American Leaguer to do it since 2001.

👉 Became only the 7th Indians player ever and 1 of 5 Major League players in 2005 with 20 homers and 20 steals, joining All-Stars Bobby Abreu, Alex Rodriguez, Jason Bay, and Alfonso Soriano.

👉 Among AL center fielders, his 22 homers and 81 RBI ranked 2nd only to TOR's Vernon Wells (28 HR, 95 RBI).

👉 On 8/26 at TOR pulled off a straight steal of home.

👉 Was slated to open the season at Triple-A Buffalo but was added to the ML roster when Juan Gonzalez was disabled.

AL SEASONS WITH 30 HR AND 30 SB

Player	Year
Mike Trout	2012
Ian Kinsler	2009, 2011
Jacoby Ellsbury	2011
Grady Sizemore	2008
Alfonso Soriano	2002-03, 2005
Jose Cruz	2001
Shawn Green	1998
Alex Rodriguez	1998
Jose Canseco	1988
Joe Carter	1987
Bobby Bonds	1975, 1977-78
Tommy Harper	1970
Ken Williams	1922

Grady
Sizemore

Grady Sizemore, Continued

2004: Spent most of the season at CLE's Triple-A Buffalo but made his ML debut with 43 games for the Tribe.

👉 Recalled on 7/20 and the next night made his ML debut as a defensive replacement the next night vs. CWS.

👉 On 7/23 vs. KC, in his 2nd career start, produced a run-scoring double off Mike Wood for his 1st career hit and RBI.

👉 In the 9th inning of the nightcap of a 4-3 win vs. KC on 7/24, had the game-winning hit off Rudy Seanez.

👉 Hit his 1st career home run off Zack Greinke on 7/25 vs. KC.

👉 Stole his 1st base on 7/28 vs. DET.

👉 Returned to Buffalo on 8/29 and helped the Bisons to the International League title...Hit .333 (10-for-30) with a double, triple, 2 homers, 7 walks, and 7 RBI in 9 playoff games.

👉 Early in the season while on Buffalo's roster spent time in a Winter Haven hospital recovering from a stomach illness that caused him to lose 15 pounds.

👉 With Buffalo, hit .228 (34-for-149) over his 1st 39 games through 5/19...Thru the rest of the Triple-A season he hit .320 (86-for-269).

2003: Played 1st full season in the Indians organization at Double-A Akron, winning the Lou Boudreau Award as the organization's top position player.

👉 Led the CLE farm system in runs (96) and hits (151), finished 3rd in AVG (.304), and tied for 3rd in RBI (78).

👉 Tied for the Eastern League lead in triples (11) and tied for 2nd in the EL in runs scored (96).

👉 In addition to being named to the EL Post-Season All-Star Team, won the Eastern League Rookie of the Year Award and was runner-up for EL MVP.

👉 Won the Larry Doby Award as the MVP of the All-Star Future's Game (2-for-3, HR, 2 RBI).

👉 Started in CF in the Double-A All-Star Game (1-for-2).

👉 Hit .412 (14-for-34) in 7 playoff games for the EL champion Aeros with a triple, a homer, 7 runs, and 7 RBI.

👉 Was named to the Team USA 2004 Olympic qualifying team after the season and selected to the 24-man final roster after hitting .442 (19-43) with 12RS, 2 3B, 1 HR & 7 RBI in 13 games against the Arizona Fall League.

2002: Acquired by the Indians from the Expos in late June as part of a 6-player deal...Split the season between MON's High-A Brevard County and CLE's High-A.

👉 Named to the Sportsticker All-Teen Team after combining to hit .292 (125-for-428) with 24 doubles, 7 triples, 3 homers, 46 RBI, and 23 stolen bases between the teams.

👉 Hit .343 (59-for-172) in 47 games with Kinston after the trade.

👉 Underwent left wrist surgery on 9/13.

👉 Following the season, named the 7th-best prospect in the Indians organization according to *Baseball America*.

2001: Spent the season at Single-A Clinton in the Expos' system.

👉 Stole 32 bases in 43 attempts in 123 games played.

👉 Finished 2nd in the Midwest League with 81 walks.

2000: Hit .293 for the Rookie-level Gulf Coast League Expos in his 1st pro season.

👉 Was 5th in the GCL in games (55) and 5th in at-bats (205).

ML SEASONS WITH 50 DOUBLES, 10 TRIPLES, AND 25 HR

Player	Year	2B	3B	HR
Grady Sizemore*	2006	53	11	28
Joe Medwick	1937	56	10	31
Chuck Klein*	1932	50	15	38
Lou Gehrig	1927	52	18	47

*also stole at least 20 stolen bases

Personal

👉 Graduated with a 3.85 grade point average from Everett (WA) Cascade High School in 2000...During his senior baseball season in hit .457 with 10 doubles, 7 homers, 20 RBI, and 24 stolen bases.

👉 Was Everett Cascade High School's all-time leading rusher in football with 3,081 yards, and set a school record with 16 career interceptions...Also played basketball...In high school ran the 40-yard dash in 4.5 seconds.

👉 Was recruited by the University of Washington to play both football and baseball...Also recruited by Arizona State, Clemson, California, and Washington State.

Grady Sizemore, Continued

IN THE COMMUNITY

Grady was the Indians' recipient of the Roberto Clemente Award for his contributions to community service in 2008...With Cleveland he was involved with the KeyBank High Achievers Kids Club, providing support to students as a reward for doing well in school via reading, attendance, and grades...He was the team's youth baseball spokesman beginning in 2007...He also partnered with Cleveland Indians Charities to host events at Progressive Field to start the local RBI season...In his time in Cleveland, he was also involved with the Baseball Tomorrow Fund's equipment drive and the Dick's Sporting Goods "Shop with a Pro" community event, and he made significant annual financial contributions to Cleveland Indians Charities (CIC).

Grady Sizemore's Career Record

YEAR	CLUB	AVG	G	AB	R	H	2B	3B	HR	RBI	SH	SF	HB	BB	SO	SB	CS	E
2000	GCL Expos	.293	55	205	31	60	8	3	1	14	2	0	6	23	24	16	2	3
2001	Clinton	.268	123	451	64	121	16	4	2	61	0	5	4	81	92	32	11	7
2002	Kinston	.343	47	172	31	59	9	3	3	20	1	0	1	33	30	14	7	4
	Brevard County	.258	75	256	37	66	15	4	0	26	0	2	2	36	41	9	9	3
2003	Akron	.304	128	496	96	151	26	11	13	78	1	5	11	46	73	10	9	4
2004	CLEVELAND	.246	43	138	15	34	6	2	4	24	0	2	5	14	34	2	0	1
	Buffalo	.287	101	418	73	120	23	8	8	51	1	4	8	42	72	15	10	1
2005	CLEVELAND	.289	158	640	111	185	37	11	22	81	5	2	7	52	132	22	10	3
2006	CLEVELAND	.290	162	655	134	190	53	11	28	76	1	4	13	78	153	22	6	3
2007	CLEVELAND	.277	162	628	118	174	34	5	24	78	0	2	17	101	155	33	10	2
2008	CLEVELAND	.268	157	634	101	170	39	5	33	90	0	2	11	98	130	38	5	2
2009	CLEVELAND	.248	106	436	73	108	20	6	18	64	2	1	4	60	92	13	8	0
2010	CLEVELAND	.211	33	128	15	27	6	2	0	13	0	1	2	9	35	4	2	1
2011	CLEVELAND	.224	71	268	34	60	21	1	10	32	0	3	6	18	85	0	2	2
	Columbus	.250	2	8	1	2	0	0	1	2	0	0	0	2	3	0	0	0
	Akron	.400	6	20	1	8	3	0	0	3	0	0	0	2	2	0	0	0
Major League Totals		.269	892	3527	601	948	216	43	139	458	8	17	65	430	816	134	43	15
Minor League Totals		.290	537	2026	334	587	100	33	28	255	5	16	32	265	337	96	48	22

2000	Signed by the Montreal Expos as a third-round selection in the June Draft
2002	Acquired by the Cleveland Indians with Lee Stevens, Brandon Phillips, and Cliff Lee in exchange for Bartolo Colon and Tim Drew on 6/27
2009	On disabled list with left elbow inflammation, 5/31-6/22
2009	On disabled list recovering from left elbow surgery, 9/4-remainder of season
2010	On disabled list recovering from micro-fracture surgery on his left knee, 5/17-remainder of season
2011	On disabled list recovering from left knee surgery, 3/29-4/16
2011	On disabled list with a right knee contusion, 5/11-5/26
2011	On disabled list recovering from hernia surgery, 7/18-9/4
2012	On disabled list recovering from lower back surgery, 4/4-remainder of season
2014	Signed by the Boston Red Sox as a free agent on 1/22

Additional Batting Statistics

YEAR	CLUB	OBP	SLG	OPS	TB	GDP
2004	CLEVELAND	.333	.406	.739	56	0
2005	CLEVELAND	.348	.484	.832	310	17
2006	CLEVELAND	.375	.533	.907	349	2
2007	CLEVELAND	.390	.462	.852	290	3
2008	CLEVELAND	.374	.502	.876	318	5
2009	CLEVELAND	.343	.445	.788	194	4
2010	CLEVELAND	.271	.289	.560	37	1
2011	CLEVELAND	.285	.422	.706	113	4
Major League Totals		.357	.473	.830	1667	36

Division Series Record

YEAR	CLUB	AVG	G	AB	R	H	2B	3B	HR	RBI	SH	SF	HB	BB	SO	SB	CS	E
2007	CLE vs. NYY	.375	4	16	3	6	0	1	1	1	0	0	1	4	4	1	1	0

League Championship Series Record

YEAR	CLUB	AVG	G	AB	R	H	2B	3B	HR	RBI	SH	SF	HB	BB	SO	SB	CS	E
2007	CLE vs. BOS	.222	7	27	6	6	2	0	1	2	0	1	0	4	5	1	0	0

All-Star Game Record

YEAR	CLUB	AVG	G	AB	R	H	2B	3B	HR	RBI	SH	SF	HB	BB	SO	SB	CS	E
2006	AL at PIT	.000	1	2	0	0	0	0	0	0	0	0	0	0	1	0	0	0
2007	AL at SF	.000	1	1	0	0	0	0	0	0	0	0	0	0	1	0	0	0
2008	AL at NYY	.200	1	5	1	1	0	0	0	0	0	0	0	0	2	0	0	0
All-Star Game Totals		.125	3	8	1	1	0	0	0	0	0	0	0	0	4	0	0	0

Grady Sizemore, Continued

Career Fielding Record

YEAR	CLUB	POS	PCT.	G	GS	PO	A	E	TC	DP
2004	CLEVELAND	OF	.991	42	38	105	0	1	106	0
2005	CLEVELAND	OF	.992	155	152	373	3	3	379	1
2006	CLEVELAND	OF	.993	160	159	409	7	3	419	1
2007	CLEVELAND	OF	.995	160	157	399	4	2	405	2
2008	CLEVELAND	OF	.995	151	151	382	2	2	386	1
2009	CLEVELAND	OF	1.000	92	92	259	1	0	260	0
2010	CLEVELAND	OF	.985	32	31	64	0	1	65	0
2011	CLEVELAND	OF	.984	56	55	123	1	2	126	0
Career Totals		OF	.993	848	835	2114	18	14	2114	5

Career Single-Game Highs

HITS	5, 9/22/05 for CLE at KC
DOUBLES	3, 7/22/06 for CLE vs. MIN
HOME RUNS	2, 8 times, last 7/7/09 for CLE at CWS
RBI	7, 8/21/08 for CLE vs. KC
RUNS SCORED	4, 4 times, last 7/2/08 for CLE at CWS
WALKS	4, 7/19/08 for CLE at SEA
STRIKEOUTS	4, 6/19/11 for CLE vs. PIT
STOLEN BASES	3, 2 times, last 8/23/08 for CLE at TEX
HITTING STREAK	12, 2 times, last 7/23/07-8/4/07
EJECTIONS	None

Home Run Notes

MULTI-HOME RUN GAMES (8)

9/24/06 for CLE at TEX
5/10/08 for CLE vs. TOR
5/30/08 for CLE at KC
6/13/08 for CLE vs. SD
7/2/08 for CLE at CWS
8/25/08 for CLE at DET
4/9/09 for CLE at TEX
7/7/09 for CLE at CWS

LEADOFF HOME RUNS (22)

See page 290 for complete list

GRAND SLAMS (3)

8/10/05 for CLE at KC off Zack Greinke
7/2/07 for CLE vs. TB off Al Reyes
4/16/09 for CLE at NYY off Damaso Marte

PINCH-HIT HOME RUNS (0)

EXTRA-INNING HOME RUNS (0)

GAME-ENDING HOME RUNS (0)

INSIDE-THE-PARK HOME RUNS (2)

9/24/06 for CLE at TEX off C.J. Wilson
4/27/07 for CLE vs. BAL off Jeremy Guthrie

RED SOX PLAYERS LOST IN EXPANSION DRAFTS

1960 – To Los Angeles Angels: Jerry Casale, RHP; Jim Fregosi, INF; Fred Newman, RHP; Ed Sadowski, C; To Washington Senators: Jim Mahoney, INF; Tom Sturdivant, RHP; Haywood Sullivan, C; Willie Tasby, OF

1968 – To Kansas City Royals: Jerry Adair, INF; Joe Foy, INF; Dave Morehead, RHP; To Seattle Pilots: Dick Baney, RHP; Gary Bell, RHP; Darrell Brandon, RHP

1976 – To Seattle Mariners: Steve Burke, RHP; Luis Delgado, OF; Rick Jones, LHP; Dick Pole, RHP; To Toronto Blue Jays: Ernie Whitt, C

1992 – To Colorado Rockies: Jody Reed, INF; Eric Wedge, C

1997 – To Arizona Diamondbacks: Jeff Suppan, RHP; To Tampa Bay Devil Rays: Jim Mecir, RHP

BRANDON SNYDER 23

Full Name: Brandon Roger Snyder
Bats: Right **Throws:** Right **Height:** 6-2 **Weight:** 225
Opening Day Age: 27
Born: November 23, 1986 in Las Vegas, NV
Resides: Ashburn, VA
Major League Service: 1 year, 122 days
Acquired: Signed as a minor league free agent on March 31, 2013
Signed By: Ty Brown (Orioles)
Contract Status: Signed through 2014



INF

Non-Roster Invitee

Career Highlights

🔥 Returns for a 2nd season in the Red Sox organization after re-signing as a minor league free agent on 11/21/13... Initially came to BOS as a minor league free agent on 3/31/13.

🔥 Originally a 1st-round selection by BAL in the 2005 June Draft, has played parts of the last 4 seasons in the major leagues with the Orioles (2010-11), Rangers (2012), and Red Sox (2013).

🔥 Is a career .309 hitter (30-for-97) with all 13 ML extra-base hits (8 2B, 5 HR) against left-handed pitching.

🔥 Has mostly played the infield in the majors, appearing at 1B (32 games/18 starts) and 3B (24 games/11 starts)... Also has ML experience in LF (6 games/1 start), RF (5 games/3 starts), and C (1 game).

2013: Split the season between Triple-A Pawtucket (68 games) and Boston (27 games).

🔥 Made 11 starts for the Sox, and drove in a run in 4 them.

🔥 5 of 9 hits went for extra bases (3 2B, 2 HR) and both of his home runs came at Fenway Park.

🔥 Went 0-for-17 vs. right-handed pitching compared to 9-for-33 (.273) against lefties.

🔥 In day games, hit .375 (3-for-8) with a double, homer, and 3 RBI, while going 6-for-42 (.143) in night games.

🔥 Played for BOS at 3B (17 games, 10 starts), 1B (6 games, 1 start), and LF (1 game).

🔥 Signed with the Red Sox as a minor league free agent on 3/31.

🔥 Had multiple hits in 8 of 12 Triple-A games from 5/19-6/2, going 19-for-47 (.404) with 4 doubles, a triple, 2 homers, and 8 RBI in that stretch.

🔥 At the time of his promotion to BOS on 6/25, was leading Pawtucket with 36 runs and 16 doubles, and ranked 2nd on the club with 37 RBI and 10 home runs.

🔥 Hit .353 (6-for-17) with 6 RBI in a 5-game span from 6/30-7/5, with 3 of his 6 hits going for extra bases (2 2B, HR).

🔥 Delivered a 3-run, bases-loaded double in the 4th inning on 7/2 vs. SD that proved the difference in a 4-1 win... The 3 RBI marked his 2nd-highest single-game total after a 6-RBI game on 5/7/12 for TEX at BAL, his only other ML contest with a game-winning RBI.

🔥 On 7/4 vs. SD hit his 1st home run for BOS and his 1st in MLB since 5/15/12 for TEX vs. KC.

🔥 Placed on 15-day DL on 8/10 (retro to 8/8) with right elbow ulnar neuritis... Played 4 rehab games with Triple-A Pawtucket from 8/28-31 (.154 AVG, 2-for-13)... Activated from the DL on 9/1.

🔥 Hit .261 (65-for-249) with 16 doubles, a triple, 10 home runs, 37 RBI, 37 runs scored, and 20 walks in 68 total games with the PawSox this year, including the rehab stint.

2012: Played in 40 games over 2 stints for Texas... Also appeared in 23 games for the Rangers' Triple-A Round Rock club.

🔥 Was with Texas from the beginning of the season to 8/2 and from 9/1 until the end of the season.

🔥 Batted .318 (14-for-44) with all 5 extra-base hits against LHP... Hit .313 (10-for-32) on the road.

🔥 Started for TEX at 1B (8), RF (3), DH (2), 3B (1), and LF, matching Michael Young for the most positions with a start on the team (5).

🔥 Also made 1st ML appearance behind the plate after pinch-hitting on 5/30 vs. SEA... His appearances at 6 different positions were a team-high.

🔥 Did not make an error in 85 chances all season.

🔥 Was on an Opening Day roster for the 1st time in his career.

🔥 Connected for 1st career ML home run on 5/2 at Toronto off Ricky Romero.

Brandon Snyder

Brandon Snyder, Continued

🔥 Went 3-for-5 with a homer and 6 RBI on 5/7 at BAL... Became just the 3rd rookie in Rangers history with at least 6 RBI in a game, the 1st since Jarrod Saltalamacchia on 8/22/07 (7)... Had entered the game with 4 career major league RBI.

🔥 Hit 1st career pinch-hit homer with 2 out in the bottom of the 9th inning on 5/15 vs. KC.

🔥 Began the year 8-for-19 (.421) with 2 homers and 7 RBI in his 1st 12 games through 5/7... Produced a career-high 3 hits twice in that span, 4/14 at MIN and 5/7 at BAL.

🔥 Batted .222 (10-for-45) in next 26 games prior to 8/2 option to Triple-A Round Rock.

🔥 Recalled 9/1 and went 0-for-1 in 2 games the rest of the year.

🔥 Totaled a .253 AVG (22-for-87) with 2 homers in 23 games with the Express, where he appeared at 3B (14 times), 1B (5), and in the OF (4).

🔥 Following the season, went 3-for-9 with 2 doubles, a home run, and 5 RBI in 3 games for Ponce in the Puerto Rican Winter League.

2011: Spent the bulk of the season at Triple-A Norfolk in the Orioles' system, batting .261 with 21 doubles, a career-high 14 home runs, and 71 RBI in 114 games.

🔥 Appeared in 6 games over 2 stints with Baltimore, from 5/18-24 and 6/10-11.

🔥 Hit safely in 2 of his 4 big league starts, all at 1B.

🔥 Led the Tides in RBI, hits (117), and total bases (182), and ranked among club leaders in home runs (3rd), doubles (T-3rd), and runs (T-3rd, 55).

🔥 Tied for the International League lead with 9 sacrifice flies.

🔥 Hit .326 (42-for-129) vs. lefties with Norfolk.

🔥 Led the Tides with 86 games at 1B... Also played 16 games at 3B, 1 in the outfield, and 1 at catcher.

🔥 Had season-high 14-game hit streak from 4/23-5/7.

🔥 Posted multi-homer games on 4/18 and 7/3, both vs. Charlotte.

🔥 Drove in a season-high 4 RBI on 6/5 at Rochester, when he hit an 11th-inning grand slam.

2010: Played 1st full season at the Triple-A level with BAL's Norfolk club... Made ML debut as a September call-up.

🔥 Made ML debut as defensive replacement at 1B in 9th inning on 9/10 at DET.

🔥 Recorded 1st ML hit and RBI with a 2nd-inning single on 9/13 vs. TOR off Marc Rzepczynski.

🔥 Went 6-for-20 (.300) in 10 games for the O's, with multi-hit games on 9/24 at TOR and 10/1 vs. DET (G2).

🔥 Hit .257 (87-for-339) as the Tides' primary 1B, including a team-best .353 AVG (30-for-85) against lefties.

🔥 Was on the DL from 6/18-7/22 with a back strain on the left side... Went on a 3-game rehab assignment at Short-A Aberdeen.

2009: Split the season between BAL's Double-A Bowie and Triple-A Norfolk clubs, combining to bat .289 (134-for-463) with 12 homers and a career-high 88 RBI.

🔥 Tied for Bowie team lead with 10 HR and tied for 2nd on the club with 45 RBI.

🔥 Named Orioles Minor League Player of the Month in May, hitting .330 (29-for-88) with 7 home runs and 25 RBI in 27 games.

🔥 Had a season-high 5 RBI, 5/23 at Harrisburg.

🔥 Reached base safely in 20 of his last 21 Double-A contests to raise his AVG to .343 before a 6/19 promotion to Norfolk for his 1st Triple-A action.

🔥 Named the IL Player of the Week, 8/3-9, when he hit .500 with 4 RBI and 5 runs.

🔥 Also hit .354 (23-for-65) with 3 homers, 18 RBI, and 17 runs in 17 games for Phoenix in the Arizona Fall League.

🔥 Following the season, named Baltimore's No. 6 prospect by *Baseball America*.

2008: Spent the season with High-A Frederick, establishing career highs with a .315 AVG, 137 hits, and 70 runs.

🔥 Ranked 2nd in Carolina League in AVG and 5th in hits.

🔥 Led his club in runs, doubles (33), and RBI (80).

🔥 Hit .357 (76-for-213) with a .968 OPS after the All-Star break.

🔥 Went 5-for-6 with 5 runs and 4 RBI on 6/6 at Winston-Salem.

🔥 Had a 17-game hit streak from 6/13-7/16.

🔥 After the season, batted .349 (22-for-63) with 8 doubles, 4 home runs, 10 RBI, and 8 multi-hit games in 17 games for Surprise in the Arizona Fall League.

2007: Batted .283 in 118 games for BAL's Single-A Delmarva.

🔥 Rebounded from an injury-plagued 2006 and won the Moe Drabowsky Comeback Player of the Year Award.

Brandon Snyder, Continued

Brandon
Snyder

👉 Led the Shorebirds with 41 hits and a .380 AVG in 26 July games.

👉 Also had a .378 AVG/.398 OBP/.544 SLG line in 26 games for the Honolulu Sharks in the Hawaiian Winter League to win the batting title.

👉 Following the season, named the Orioles' No. 6 prospect by *Baseball America*.

2006: Combined to hit .213 (57-for-268) in 72 games split between Short-A Aberdeen and Single-A Delmarva.

👉 Opened the season at Delmarva, but missed time from 5/8-22 on the DL.

👉 Transferred for the start of Aberdeen's season on 6/19.

👉 Went on the DL with a strained left shoulder on 8/3 after an 0-for-18 slide over his last 6 games.

👉 Had surgery on 8/29, performed by Dr. James Andrews.

👉 After the season, named the Orioles' 7th-best prospect by *Baseball America*.

2005: Spent most of his 1st pro season at Rookie-level Bluefield...Named the Appalachian League's top prospect by *Baseball America*.

👉 Split time between C and 3B.

👉 Transferred to Short-A Aberdeen on 8/28.

👉 Combined to hit .291 (50-for-172) with 10 doubles, 8 homers, and 41 RBI between the 2 teams.

👉 Following the season, named the No. 7 prospect in the Orioles system by *Baseball America*.

Personal

👉 He and his wife, Lindsey, have a daughter, Kinslee.

👉 Graduated from Westfield (VA) High School...Was ranked as the 3rd-best pure hitter among all high school players by *Baseball America*...Named Player of the Year by the Washington Post in 2005.

👉 His father, Brian, was a left-handed pitcher and appeared in 15 games for Seattle in 1985 and 2 games for Oakland in 1989 as part of a 12-year pro career.

IN THE COMMUNITY

While with the Rangers in 2012, Brandon created "Brando's Commandos" and sold handmade paracord bracelets, t-shirts, and autographed balls to benefit the Wounded Warrior Project and the Wounded Warrior Transition Brigade at Fort Hood, Texas, raising more than \$16,000...He participated in the Ozarka Camps for Hispanic Community and the 2013 Rangers Winter Caravan.

Brandon Snyder's Career Record

YEAR	CLUB	AVG.	G	AB	R	H	2B	3B	HR	RBI	SH	SF	HB	BB	SO	SB	CS	E
2005	Bluefield	.271	44	144	26	39	8	0	8	35	1	6	1	28	36	7	2	4
	Aberdeen	.393	8	28	4	11	2	0	0	6	0	1	0	2	7	0	0	2
2006	Delmarva	.194	38	144	12	28	12	0	3	20	3	3	0	9	55	0	0	5
	Aberdeen	.234	34	124	14	29	8	1	1	11	0	1	1	5	43	2	1	7
2007	Delmarva	.283	118	448	63	127	23	3	11	58	1	2	6	44	107	0	2	11
2008	Frederick	.315	116	435	70	137	33	2	13	80	1	7	4	29	83	3	2	12
2009	Bowie	.343	58	201	24	69	19	1	10	45	0	3	2	27	45	0	1	5
	Norfolk	.248	73	262	36	65	18	2	2	43	0	6	5	24	64	3	1	6
2010	Norfolk	.257	98	339	36	87	22	1	9	43	0	2	7	28	101	4	1	11
	Aberdeen	.231	3	13	2	3	1	0	1	4	0	0	0	0	2	0	0	0
	BALTIMORE	.300	10	20	1	6	2	0	0	3	0	0	0	0	3	0	1	2
2011	Norfolk	.261	114	448	55	117	21	1	14	71	0	9	5	32	91	1	2	10
	BALTIMORE	.231	6	13	2	3	1	0	0	1	0	0	1	3	4	0	0	1
2012	Round Rock	.253	23	87	12	22	7	0	2	9	1	0	0	4	30	0	0	3
	TEXAS	.277	40	65	11	18	2	0	3	9	1	0	0	3	26	0	0	0
2013	BOSTON	.180	27	50	5	9	3	0	2	7	0	0	2	0	16	0	0	1
	Pawtucket	.261	68	249	37	65	16	1	10	37	0	1	7	20	69	3	1	9
	Major League Totals	.243	83	148	19	36	8	0	5	20	1	0	3	6	49	0	1	4
	Minor League Totals	.273	795	2922	391	799	190	12	84	462	7	41	38	252	733	23	13	85
	Red Sox Totals	.180	27	50	5	9	3	0	2	7	0	0	2	0	16	0	0	1



Brandon Snyder, Continued

2005 Signed by the Baltimore Orioles as a 1st-round selection (13th overall) in the June Draft
 2012 Acquired by the Texas Rangers in exchange for cash considerations on 1/3
 2013 Signed by the Boston Red Sox as a minor league free agent on 3/31
 2013 On disabled list with right elbow ulnar neuritis, 8/8-8/31

Additional Batting Statistics

YEAR	CLUB	OBP	SLG	OPS	TB	GDP
2010	BALTIMORE	.300	.400	.700	8	0
2011	BALTIMORE	.412	.308	.720	4	0
2012	TEXAS	.309	.446	.755	29	1
2013	BOSTON	.212	.360	.572	18	0
Major League Totals		.287	.399	.686	59	1

Career Fielding Record

YEAR	CLUB	POS	PCT.	G	GS	PO	A	E	TC	DP
2010	BALTIMORE	1B	.958	10	5	44	2	2	48	2
2011	BALTIMORE	1B	.978	5	4	42	2	1	45	3
2012	TEXAS	C	1.000	1	0	1	0	0	1	0
		1B	1.000	11	8	67	6	0	73	5
		3B	1.000	7	1	0	1	0	1	0
		OF	1.000	10	4	10	0	0	10	0
2013	BOSTON	1B	1.000	6	1	15	1	0	16	3
		3B	.970	17	10	8	24	1	33	4
		OF	---	1	0	0	0	0	0	0
Career Totals		C	1.000	1	0	1	0	0	1	0
		1B	.984	32	18	168	11	3	182	13
		3B	.971	24	11	8	25	1	34	4
		OF	1.000	11	4	10	0	0	10	0

Career Single-Game Highs

HITS 3, 2 times, last 5/7/12 for TEX at BAL
DOUBLES 1, 8 times, last 7/31/13 vs. SEA
HOME RUNS 1, 5 times, last 7/29/13 vs. TB
RBI 6, 5/7/12 at BAL
RUNS SCORED 2, 2 times, last 5/7/12 for TEX at BAL
WALKS 1, 6 times, last 5/30/12 for TEX vs. SEA
STRIKEOUTS 3, 2 times, last 7/5/12 for TEX at CWS
STOLEN BASES None
HITTING STREAK 3, 3 times, last 7/29/13-8/3/13
EJECTIONS None

Home Run Notes

MULTI-HOME RUN GAMES (0)
LEADOFF HOME RUNS (0)
GRAND SLAMS (0)
PINCH-HIT HOME RUNS (1)
 5/15/12 vs. KC off Jose Mijares
EXTRA-INNING HOME RUNS (0)
GAME-ENDING HOME RUNS (0)
INSIDE-THE-PARK HOME RUNS (0)

BLAKE SWIHART 80

Full Name: Blake Aubry Swihart
Bats: Switch **Throws:** Right **Height:** 6-1 **Weight:** 175
Opening Day Age: 21 (Turns 22 on April 3)
Born: April 3, 1992 in Bedford, TX
Resides: Rio Rancho, NM
Major League Service: None
Acquired: Selected in the first round (26th overall) of the 2011 June Draft
Signed By: Matt Mahoney (Red Sox)
Contract Status: Signed through 2014

C



Non-Roster Invitee

Career Highlights

- Beginning 3rd full professional season, his 1st in Major League Spring Training camp.
- Selected in 2011 June Draft with 26th overall selection in the 1st round...Was compensation pick for losing free agent Adrian Beltre to the Rangers.
- Enters the season as Boston's No. 5 prospect according to *Baseball America*...Ranked by the same publication as the No. 73 prospect in baseball and the No. 6 catching prospect overall.
- Rated by *Baseball America* as Boston's top catching prospect following all 3 of his minor league seasons...Was also named by *BA* as the best available catcher in the 2011 June Draft.
- Last year earned Red Sox Minor League Defensive Player of the Year honors...Threw out a Carolina League-leading 41.5% of attempted base stealers (44 of 106).
- Participated in the 2014 Red Sox Rookie Program.

2013: Spent the entire season with High-A Salem and earned a spot on the Carolina League's mid-season All-Star team.

- Named Red Sox Minor League Defensive Player of the Year and rated by *Baseball America* as the best defensive catcher in the Carolina League.
- Led Carolina League catchers in caught stealing percentage (41.5, 44 of 106), games (101), chances (841), putouts (743), and assists (88).
- Ranked 3rd among Red Sox full-season batters and 5th among CL qualifiers with a .298 AVG...Placed 11th in the Carolina League in OBP (.366).
- Tied for 3rd in the CL and tied for 2nd among Red Sox farmhands with 7 triples.
- Switch-hitter batted .367 (29-for-79) vs. RHP and .279 (83-for-297) vs. RHP.
- Hit .324 (22-for-68) with 12 walks and a .420 OBP in May, reaching safely in 18 of 21 games.
- Started behind the plate for the Carolina League in the California/Carolina League All-Star Game on 6/18 in San Jose, CA...Went 1-for-3 with an RBI and a run scored and nabbed only attempted base stealer.
- Tabbed Red Sox Minor League Defensive Player of Month for July (2 errors in 21 games).
- Hit safely in 25 of his last 28 regular season games beginning on 7/24...Led the Carolina League with a .377 AVG (43-for-114) in that time.

Caught all 5 postseason games en route to Salem's Mills Cup title.

Following the season, named the No. 1 catching prospect and the No. 5 prospect overall in the Red Sox system by *Baseball America*...Also rated the No. 1 catching prospect in the Carolina League and the CL's No. 5 prospect overall by *BA*.

2012: Made full-season debut with Single-A Greenville and ranked among club leaders in triples (T-2nd, 4) and homers (T-4th, 7).

- Caught 27 of 86 (31.3%) opposing base stealers.
- Went 28-for-78 (.359) when leading off an inning.
- Hit safely in 18 of 20 games from 5/10-6/7 at .342 (26-for-76) with 9 extra-base hits and 16 RBI.
- Batted .322 (19-for-59) in June.
- Knocked in a season-high 5 runs on 6/2 vs. Charleston.
- Missed time on the DL from 8/1-8/14 with a right hip strain.
- Following the season, ranked by *Baseball America* as Boston's No. 1 catching prospect and No. 6 prospect overall...Selected as the No. 17 prospect overall in the South Atlantic League by the same publication.

Blake
Swihart



Blake Swihart, Continued

2011: Made pro debut with 2 games for Rookie-level Gulf Coast League Red Sox.

🔥 Ranked by *Baseball America* as Boston's No. 1 catching prospect and No. 3 prospect overall following the season.

Personal

🔥 Last name pronounced "SWY-hart."

🔥 Rated the No.1 catcher in the 2011 June Draft by *Baseball America*...Became the highest-drafted player out of New Mexico since Shane Andrews in 1990.

🔥 Hit .602 (56-for-93) with 17 doubles, 5 triples, 5 homers, 41 RBI, and 58 runs in 28 games as a senior at V. Sue Cleveland (NM) High School in 2011...Named to the Class 5A North All-Star squad by the New Mexico High School Coaches Association.

🔥 Played for USA Baseball's 18U National Team in 2010 and led the team with a .448 AVG.

🔥 Selected as a Louisville Slugger All-American and participated in the AFLAC All-American High School Baseball Classic in 2010.

IN THE COMMUNITY

Blake was involved in local community outreach through his participation in the Red Sox 2014 Rookie Development program, including visiting Boston Children's Hospital and painting murals at the McKinley Middle School in Boston with members of the Red Sox Scholars program...This past January, also participated in the New Stars for Young Stars event to benefit the Jimmy Fund.

Blake Swihart's Career Record

YEAR	CLUB	AVG	G	AB	R	H	2B	3B	HR	RBI	SH	SF	HB	BB	SO	SB	CS	E
2011	GCL Red Sox	.000	2	6	0	0	0	0	0	0	0	0	0	0	2	0	0	0
2012	Greenville	.262	92	344	44	90	17	4	7	53	0	8	0	26	68	6	2	7
2013	Salem	.298	103	376	45	112	29	7	2	42	1	3	1	41	63	7	8	10
Minor League Totals		.278	197	726	89	202	46	11	9	95	1	11	1	67	133	13	10	17

2011 Signed by the Boston Red Sox as a first-round selection (26th overall) in the June Draft

JUNICHI TAZAWA 36

Full Name: Junichi Tazawa
Bats: Right **Throws:** Right **Height:** 5-11 **Weight:** 200
Opening Day Age: 27 (Turns 28 On June 6)
Born: June 6, 1986 In Yokohama, Japan
Resides: Yokohama, Japan
Major League Service: 3 years, 86 days
Acquired: Signed as an international free agent on Dec. 3, 2008
Signed By: Craig Shipley (Red Sox)
Contract Status: Signed through 2014



RHP

Career Highlights

- Entering his 6th year in the Red Sox organization...Made ML debut with BOS in his 1st professional season in 2009...Missed 2010 season after undergoing Tommy John Surgery that April.
- Returned to BOS at the end of 2011 and totaled a career-high 44.0 innings over 3 stints with the Red Sox in 2012.
- Was on the Red Sox roster for each the 2013 ALDS, ALCS, and World Series...Appeared in a club single postseason record 13 games (also Koji Uehara), and went 1-0 with a 1.23 ERA (1 ER/7.1 IP) and 6 holds, also a club single postseason record.

Ranks 2nd among all ML relievers in SO/BB ratio (6.9, 117 SO/17 BB) over the last 2 seasons (2012-13)...Team-mate Koji Uehara (12.0, 144 SO/12 BB) ranks 1st.

Owns a 2.98 ERA with 124 SO in 120.2 IP over 113 career relief appearances in the majors.

His 1.43 ERA (7 ER/44.0 IP) in 2012 ranks as the 4th-best single-season mark by a Red Sox with at least 40.0 IP since 1915.

Allowed 1 run or less in 52 consecutive ML appearances between 9/13/09 to 4/27/13, the longest such streak for a BOS pitcher since Hideki Ojajima's first 57 ML games of 2007.

Became the 7th Japanese-born player to appear with the Red Sox when he debuted in 2009.

Signed with BOS on 12/3/08 after a 4-year amateur career with the Nippon Oil ENEOS of the Japan Industrial League...Went 14-3 with 11 saves and a 1.99 ERA (39 ER/176.2 IP) in 53 career appearances (13 starts).

2013: Made 1st career Opening Day roster...Led all Red Sox relievers and ranked T-7th among all American League relievers in holds (25).

Set career highs in several categories including games (71), innings (68.1), wins (5), and strikeouts (72)...Ranked T-10th among AL relievers in games.

Finished with a SO/BB ratio of 6.0 (72 SO/12 BB), tied with NYY's Mariano Rivera for 3rd-best among all AL relievers...Finished 5th among AL relievers in BB/9.0 IP ratio at 1.6 (12 BB/68.1 IP).

No runs allowed in 51 of his 71 appearances (72%).

Pitched more than 1.0 inning 11 times and posted a 0.98 ERA (2 ER/18.1 IP) when doing so.

Had at least 1 SO in 48 games and struck out 2 or more 19 times.

Posted a 2.81 ERA (10 ER/32.0 IP) in 35 games at Fenway Park, and a 3.47 ERA (14 ER/36.1 IP) in 36 road games...Did not allow runs in 27 of his 35 home games.

Was 2-0 with a 0.93 ERA (1 ER/9.2 IP) with 0 BB and 10 SO over his first 9 games of the season and did not issue a BB over his first 11 games (11.1 IP).

3 of his wins came in Red Sox final at-bat victories: 4/13 vs. TB, 5/16 at TB, and 8/7 at HOU.

Was 4-1 with a 2.24 ERA (15 ER/60.1 IP) and 3 HR allowed in 62 games against all MLB clubs with the exception of TOR...Went 1-3 with a 10.13 ERA (9 ER/8.0 IP) and 6 HR allowed in 9 games against the Blue Jays.

POSTSEASON: Made his postseason debut with BOS...Appeared in 13 games between all 3 rounds, going 1-0 with a 1.23 ERA (1 ER/7.1 IP), and 6 holds...His 6 holds, a Red Sox single postseason record, were the most for any pitcher in the 2013 postseason, and his 13 games, also a club single postseason record, were tied for the most in MLB with teammate Koji Uehara...Did not allow baserunners in 9 of his 13 games...Stranded 13 of his 16 inherited runners...Held opponents to a .133 AVG (2-for-15) with RISP with 4 SO and 2 GDP...Earned the win in the Red Sox' pennant-clinching victory in ALCS Game 6 vs. DET on 10/19...Threw just 0.1 IP in that game, retiring Miguel Cabrera to end the 7th inning, and stranding 2 inherited runners with BOS trailing 2-1...Appeared in 5 of the 6 World Series Games against STL (exception was Game 5), and recorded holds in Games 4 and 6.

2012: Posted a 1.43 ERA (7 ER/44.0 IP) over 37 relief appearances over 3 ML stints with the Red Sox.

His ERA ranked 2nd in the AL (3rd in ML) among pitchers with at least 40.0 innings, trailing only TB's Fernando

Junichi
Tazawa

Junichi Tazawa, Continued

Rodney (0.60)...Since 1915, only 2 Red Sox have posted a lower single-season ERA while throwing at least 40.0 innings: Jonathan Papelbon in 2006 (0.92) and Calvin Schiraldi in 1986 (1.41).

Recorded 45 SO and issued just 5 BB for a 9.0 SO/BB ratio, tops in the majors among hurlers with at least 40.0 IP...It was the 2nd-best single-season SO/BB ratio in Red Sox history among pitchers with at least 25.0 innings after Jonathan Papelbon in 2008 (9.63).

Was just the 3rd AL pitcher ever to post an ERA under 1.50 and a SO/BB ratio of at least 9.0 in a single season (min. 20.0 IP)...The others are Hall of Famer Dennis Eckersley (1990 with OAK) and Mariano Rivera (2008 with NYY)...Was the 2nd-youngest major leaguer ever to do that after Stephen Strasburg (2011 with WSH).

Led the majors (min. 40.0 IP) with just 1.02 BB/9.0 IP, the 3rd-best single-season ratio by a Red Sox with at least 40.0 IP dating back to 1909, trailing only Bret Saberhagen in 1999 (0.83) and Mike Timlin in 2003 (0.97).

Allowed just 1 HR to rank 2nd among AL hurlers (min. 40.0 IP) with 0.20 homers allowed per 9.0 IP, the top mark by a Red Sox hurler since 2001...Also ranked among AL pitchers with at least 40.0 innings in WHIP (9th, 0.95), base runners per 9.0 IP (T-9th, 9.00), opponent OBP (11th, .257), and opponent OPS (10th, .558).

Began season with Triple-A Pawtucket...Threw 5.0 scoreless innings over 5 outings in 1st ML stint of the season from 4/18-30.

Recalled again on 7/15 and appeared in 15 games prior to 8/24 option (1.80 ERA, 4 ER/20.0 IP)...Returned to the Sox the next day and remained in the majors for the duration of the season (1.53 ERA, 3 ER/17.2 IP).

Surrendered 1 run in 7 of 37 contests and did not give up more than 1 run all year...Permitted a run in back-to-back outings just once with the Red Sox on 8/25 vs. KC (1.2 IP) and 8/29 at LAA (2.0 IP).

Retired his 1st batter faced in 27 of 37 appearances (73.0%)...Held opponents to a .227 clip (37-for-163) overall, including a .222 mark (22-for-99) against right-handers and .234 (15-for-64) vs. left-handers.

Converted the hold in all 5 chances and did not blow a save all season...Allowed the opposition to take a lead just once in 37 games with BOS, on 8/25 when he came into a tied game and pitched a perfect 11th inning before yielding a 12th-inning run for his only loss of the year, his 1st defeat overall since 8/27/09 vs. CWS.

Posted a .185 opponent AVG (12-for-65) and a 0.92 ERA (2 ER/19.2 IP) in 20 games against the AL East...Held the Yankees scoreless in 7 outings against the club (8.0 IP).

Made 10 appearances on no days rest and compiled a 0.84 ERA (1 ER/10.2 IP) in those contests...Opponents hit just .179 (7-for-39) against him in close and late situations.

Went more than 1.0 inning 13 times, with at least 2.0 innings in 6 games...Set career relief-highs with 5 SO on 7/22 vs. TOR (3.0 scoreless innings) and with 4.0 innings on 7/17 vs. CWS (1 R).

Earned 1st career save with 3.0 scoreless innings to close out a 10-3 win at CWS on 4/26.

Had a 1.16 ERA (3 ER/23.1 IP) with 27 SO and just 14 hits and 3 BB allowed over his final 22 games beginning 8/12...Was the AL's 5th-best ERA among pitchers with at least 20.0 innings in that stretch.

Gave up just 1 run over his last 15 outings beginning 8/31 (0.64)...In that 14.0-inning stretch, yielded just 3 hits (2 1B, 1 2B) and 1 BB with 18 SO, recording a win and 5 holds...Began that run with a career-high 9 straight scoreless outings 8/31-9/18 (8.0 IP), during which he fanned 14 and allowed just 2 hits and 1 walk.

Appeared in 6 of the Red Sox' last 7 wins of the season beginning 9/4...Recorded all 5 career holds over his last 13 outings from 9/4 to the end of the year.

Recorded multiple SO and allowed no more than 1 base runner in 4 straight appearances from 9/11-17...In the last 10 seasons, the only other Sox pitcher to do that was Jonathan Papelbon in a 5-game stretch, 8/13-26/07.

Was perfect over his last 5 outings beginning 9/22, with 4 SO in 5.0 IP over that stretch...Matched the longest such streak by a Red Sox since 1916, along with Jonathan Papelbon from 8/16-31/11.

Tossed perfect 8th inning 9/23 vs. BAL for his 1st career win in relief and 1st win overall since 8/22/09 vs. NYY.

In 25 games with Triple-A Pawtucket, all in relief, went 3-2 with 4 saves, a 2.55 ERA (12 ER/42.1 IP) and 56 SO...Of his 25 Triple-A outings, 14 were at least 2.0 innings long...Held Triple-A right-handers to a .161 clip (14-for-87)...Did not allow an ER in his first 5 (9.1 IP) or last 6 outings (9.2 IP).

2011: Finished the season with BOS after beginning the year on the 60-day disabled list recovering from 2010 Tommy John Surgery.

Made 6 rehab appearances with High-A Salem, going 0-1 with a 6.05 ERA (13 ER/19.1 IP) before he was activated on 6/27 and optioned to Double-A Portland.

Was 4-3 with a 3.86 ERA (16 ER/37.1 IP), 46 SO, and 10 BB in 16 games (2 starts) between Portland and Triple-A Pawtucket.

Allowed 6 runs over 0.2 innings in his 1st game with the Sea Dogs but followed that with a 2.42 ERA (6 ER/22.1 IP) over his last 7 games in Double-A.

LOWEST SINGLE-SEASON ERA BY A RED SOX SINCE 1915

ERA	PITCHER	YEAR
0.92	Jonathan Papelbon	2006
1.09	Koji Uehara	2013
1.41	Calvin Schiraldi	1986
1.43	Junichi Tazawa	2012

(min. 40.0 innings pitched)



Junichi Tazawa, Continued

Junichi
Tazawa

- 🔥 Did not allow a run in 6 of 8 outings with Pawtucket after joining the club on 8/8.
- 🔥 Worked 1.2 scoreless innings of relief in Game 2 of the International League semi-finals 9/9 at Lehigh Valley (PHI).
- 🔥 Recalled to BOS on 9/13 and pitched that night vs. TOR, his 1st ML game since 9/4/09 at CWS.
- 🔥 Made 3 appearances with the Red Sox, all in relief.

2010: Missed entire year due to Tommy John Surgery.

- 🔥 Underwent Tommy John Surgery in Birmingham, AL on 4/6...Returned to Ft. Myers, FL for rehab.
- 🔥 Prior to the 2010 campaign, ranked as the No. 6 prospect in the Red Sox organization by *Baseball America*.

2009: Climbed from Double-A Portland to Red Sox in 1st professional season...Earned Eastern League All-Star honors with Portland and also made 2 starts for Triple-A Pawtucket.

- 🔥 Became 1st BOS player to make ML debut in 1st professional season since Craig Hansen in 2005.
- 🔥 Went 2-2 with a 6.30 ERA (14 ER/20.0 IP) in 4 starts with the Red Sox and 0-1 with an 11.81 mark (7 ER/5.1 IP) in 2 relief appearances.
- 🔥 Received a decision in each of his 1st 5 career appearances, going 2-3 from 8/7-8/27.
- 🔥 Took the loss in his big league debut on 8/7 at Yankee Stadium after being recalled from Triple-A Pawtucket earlier that day...Came on in the 14th inning of a scoreless game...Threw 1.2 scoreless frames before yielding a walk-off HR to Alex Rodriguez in the 15th...Was the 1st Red Sox hurler to make his ML debut in extra frames since Phil Seibel on 4/15/04 vs. BAL (11th inning) and 1st ever against the Yankees.
- 🔥 Also in that 8/7 game at NY, joined teammates Hideki Okajima (1.1 IP) and Takashi Saito (1.0 IP) as the 1st trio of Japanese pitchers ever to appear for a ML team in a single game.
- 🔥 Won 1st career start, 8/11 vs. DET...At 23 years, 66 days old, became the youngest Japanese-born starter ever to win a ML game...Masanori Murakami was the only Japanese-born hurler to make his 1st start at a younger age (21 years, 101 days) on 8/15/65 vs. PHI for SF.
- 🔥 Earned 2nd win on 8/22, a 14-1 victory over the Yankees at Fenway Park...Allowed 8 hits and 2 walks with 2 SO over 6.0 scoreless frames...Surrendered at least 1 hit in each of his 6.0 innings, stranding 9 base runners...Became 1st Sox hurler to make a start of 6.0 or more scoreless innings while allowing at least 1 hit in every frame since Oil Can Boyd on 4/8/88 (6.0 IP).
- 🔥 Optioned to the Rookie-level GCL Red Sox on 8/29...Recalled back to BOS on 9/1.
- 🔥 Season ended on 9/21 when he landed on the 60-day disabled list with a mild left groin strain.
- 🔥 Combined to go 9-7 with a 2.55 ERA (31 ER/109.1 IP) in 20 starts between Double-A Portland and Pawtucket...Finished 4th among Sox minor league leaders in ERA.
- 🔥 Began the year with Portland and was named an EL All-Star...Promoted to Pawtucket on 7/26.
- 🔥 Selected to pitch for Team World in the All-Star Futures Game on 7/12 in St. Louis...Was slated to start the game but did not pitch due to a weather delay.

2008: Played final year with the Nippon Oil ENEOS of the Japan Industrial League...Signed with the Red Sox in December.

- 🔥 Went 13-1 with 5 saves and a 0.80 ERA (10 ER/113.0 IP) in 21 games (11 starts)...Struck out 114 batters and walked just 15...Recorded 6 complete games, including 4 shutouts.
- 🔥 Earned MVP honors in the Sports Nippon Tournament after a career-high 18-strikeout performance in a quarter-finals start on 3/23.
- 🔥 In September, helped Nippon Oil win the 32-team Intercity Baseball Tournament for the 1st time in 13 years...Appeared in all 5 of the ENEOS games from 9/1-9...Earned the event's Most Valuable Player award going 4-0 with 1 save and a 1.27 ERA.
- 🔥 Led the ENEOS to the semifinals of the league's corporate championship in November...Faced 3 batters over the minimum, allowing 5 hits with 2 walks and 4 K's over 9.0 scoreless innings in his 1st start of the tournament...In his last start of the competition, a quarterfinals match-up in Osaka on 11/21, allowed 4 hits and fanned 10 in a complete-game shutout.
- 🔥 Signed a 3-year ML contract extending through the 2011 season with the Red Sox on 12/3/08.

2007: Went 1-1 with 6 saves and a 3.91 ERA (20 ER/46.0 IP) in 20 games (2 starts)...Struck out 46 batters and walked 11...Surrendered just 1 home run all season.

2006: Did not record a decision over 5 relief outings, posting a 7.45 ERA (8 ER/9.2 IP)...Compiled 7 strikeouts and 1 walk...Surrendered 14 hits, including 1 home run.

2005: Was 0-1 with a 1.13 ERA (1 ER/8.0 IP) in 7 games out of the bullpen in his 1st year with the ENEOS...Fanned 7 and walked 4.

Junichi Tazawa, Continued

Personal

⚾ Graduated high school from the Yokohama College of Commerce...Was a member of the 2003 team that played in the Koshien Tournament, but did not appear in a game.

⚾ Participated in the Red Sox Rookie Program in 2010.

IN THE COMMUNITY

Junichi visited victims of the Boston Marathon bombings in the hospital in 2013...Met Jimmy Fund patients during their visit to Fenway Park, and also attended a BoSox Club Luncheon...He met with inner-city children as part of the Sox Talks and took part in a player/fan photo session during the 2012 season...Also attended Picnic in the Park, the Welcome Home Party and Casino Night to benefit the Red Sox Foundation...Was in was involved in local community outreach as part of the Sox Rookie Program in 2010 including visiting the Jimmy Fund and Children's Hospital Boston, and signing at a Red Sox Foundation autograph session.

Junichi Tazawa's Career Record

YEAR	CLUB	W-L	ERA	G	GS	CG	SHO	SV	IP	H	R	ER	HR	HB	BB	SO	WP	BK
2009	Pawtucket	0-2	2.38	2	2	0	0	0	11.1	7	4	3	0	1	1	6	0	0
	Portland	9-5	2.57	18	18	0	0	0	98.0	80	31	28	8	3	26	88	4	2
	BOSTON	2-3	7.46	6	4	0	0	0	25.1	43	23	21	4	3	9	13	0	0
2011	Salem	0-1	6.05	6	6	0	0	0	19.1	20	13	13	4	3	6	13	0	0
	BOSTON	0-0	6.00	3	0	0	0	0	3.0	3	2	2	1	0	1	4	0	0
	Portland	3-2	4.70	8	2	0	0	0	23.0	20	12	12	3	2	7	27	3	0
2012	Pawtucket	1-1	2.51	8	0	0	0	0	14.1	14	4	4	1	0	3	19	0	0
	Pawtucket	3-2	2.55	25	0	0	0	4	42.1	34	18	12	2	0	17	56	3	1
	BOSTON	1-1	1.43	37	0	0	0	1	44.0	37	7	7	1	2	5	45	0	0
2013	BOSTON	5-4	3.16	71	0	0	0	0	68.1	70	25	24	9	1	12	72	3	1
	Major League Totals	8-8	3.45	117	4	0	0	1	140.2	153	57	54	15	6	27	134	3	1
	Minor League Totals	16-13	3.11	67	28	0	0	4	208.1	175	82	72	18	9	60	209	10	3
Red Sox Totals		8-8	3.45	117	4	0	0	1	140.2	153	57	54	15	6	27	134	3	1

2008 Signed by the Boston Red Sox as an international free agent on 12/3

2009 On disabled list with a mild left groin strain, 9/21 through remainder of season

2010 On disabled list recovering from Tommy John surgery, 4/3 through remainder of season

2011 On disabled list recovering from Tommy John surgery, 3/26-6/26

Division Series Record

YEAR	CLUB	W-L	ERA	G	GS	CG	SHO	SV	IP	H	R	ER	HR	HB	BB	SO	WP	BK
2013	BOS vs. TB	0-0	0.00	4	0	0	0	0	2.1	1	0	0	0	0	0	2	1	0

League Championship Series Record

YEAR	CLUB	W-L	ERA	G	GS	CG	SHO	SV	IP	H	R	ER	HR	HB	BB	SO	WP	BK
2013	BOS vs. DET	1-0	3.38	4	0	0	0	0	2.2	4	1	1	0	0	0	1	0	0

World Series Record

YEAR	CLUB	W-L	ERA	G	GS	CG	SHO	SV	IP	H	R	ER	HR	HB	BB	SO	WP	BK
2013	BOS vs. STL	1-0	0.00	5	0	0	0	0	2.1	1	0	0	0	0	1	3	0	0

Career Fielding Record

YEAR	CLUB	POS	PCT.	G	GS	PO	A	E	TC	DP
2009	BOSTON	P	1.000	6	4	0	1	0	1	0
2011	BOSTON	P	-	3	0	0	0	0	0	0
2012	BOSTON	P	1.000	37	0	2	4	0	6	0
2013	BOSTON	P	1.000	71	0	2	6	0	8	1
Career Totals		P	1.000	117	4	4	11	0	15	1

Career Single-Game Highs (In Relief)

INNINGS PITCHED	4.0, 7/17/12 vs. CWS
STRIKEOUTS	5, 7/22/12 vs. TOR
HITS ALLOWED	7, 9/4/09 at CWS
RUNS ALLOWED	5, 9/4/09 at CWS
WALKS ALLOWED	1, 19 times, last 9/11/13 at TB
HOME RUNS ALLOWED	1, 12 times, last 9/20/13 vs. TOR
EJECTIONS	None
SCORELESS INNINGS STREAK	8.0, 8/31-9/18/12

KOJI UEHARA 19

Full Name: Koji Uehara
Bats: Right **Throws:** Right **Height:** 6-2 **Weight:** 195
Opening Day Age: 38 (Turns 39 On April 3)
Born: April 3, 1975 In Osaka, Japan
Resides: Tokyo, Japan
Major League Service: 5 Years
Acquired: Signed as a free agent on December 18, 2012
Signed By: John Stockstill (Orioles)
Contract Status: Signed Through 2014



RHP

Career Highlights

⚡ Begins his 6th season in the major leagues, and 2nd with the Red Sox...Was signed by BAL in 2009 following a 10-year career in Japan's Nippon Professional Baseball.

⚡ Set an American League record with his 44 perfect appearances in 2013, 1 shy of the MLB record set by SD's Luke Gregerson in 2010...Made 65 scoreless appearances in 2013, tied for the MLB lead with ATL's Luis Avilan, and LAD's Paco Rodriguez, and also a Red Sox single-season record.

⚡ Established a Red Sox record by retiring 37 consecutive batters, 17 via SO, from 8/17-9/13/13...The streak was the 2nd-longest for a single-season by a reliever in MLB history behind CWS' Bobby Jenks: 41 in 2007.

⚡ Had a career-best 30.1-inning scoreless streak, the longest for any MLB pitcher in 2013, from 7/9-9/13...The streak was the longest of its kind in a single season for a Red Sox reliever since 1963 (Dick Radatz – 33.0 IP).

⚡ Was the closer for the 2013 World Champion Red Sox...Converted all 7 of his save opportunities, and posted a 0.66 ERA (1 ER/13.2 IP) in 13 games...Set BOS single postseason records in both saves, and appearances (tied with Tazawa)...Named MVP of the 2013 ALCS against DET...Also appeared in the postseason with TEX in both 2011, and 2012.

⚡ In 2013 posted the best single-season WHIP rate in ML history among pitchers with at least 40.0 IP (0.57)...Also owns the best career WHIP (0.83) in MLB history among pitchers with at least 100.0 innings...Has the best walk rate (1.2 BB/9.0 IP) among pitchers with at least 100.0 IP since 1930.

⚡ Has fanned 332 batters and walked just 38 in 230 ML appearances over 5 seasons with the Orioles (2009-11), Rangers (2011-12), and Red Sox (2013) for the best career strikeout-to-walk ratio (8.7) in MLB history among pitchers with at least 100.0 IP.

⚡ Made 12 starts in his 1st ML season...Since shifting to the bullpen in 2010, leads all major leaguers with a 10.9 SO/BB ratio (284 SO/26 BB) and has averaged 11.7 SO/9.0 IP (219.1 IP), 2nd among American Leaguers (min. 200.0 IP), while posting a 0.70 WHIP.

⚡ Over the last 4 seasons, has issued just 23 unintentional walks in 219.1 IP...Did not issue a walk in 36 consecutive appearances (37.2 IP) from 7/19/10-4/15/11, the 4th-longest such streak by a relief pitcher since 1916 behind Hall of Famer Dennis Eckersley in 1989-90 (41 G), John Smoltz in 2003-04 (38 G), and Sergio Romo in 2012-13...Had 46 strikeouts between walks, which was the most without a walk by any AL pitcher since BOS's Pedro Martinez in 2000 (49 SO).

⚡ In 2011, 2012, and 2013, became the only pitcher ever to post a WHIP rate of 0.75 or lower 3 times...Only Hall of Famer Dennis Eckersley has done it twice (1989-90).

⚡ Since his Rangers debut on 7/31/11, his 12.9 SO/BB ratio (167 SO/13 BB) is nearly double the next-closest major leaguer with at least 100.0 innings (Cliff Lee, 7.3).

⚡ Over the last 4 years, has held right-handers to a .168 AVG (65-for-388), 2nd-best in the AL (min. 350 BF).

LOWEST SINGLE-SEASON ERA IN RED SOX HISTORY

PITCHER	YEAR	ER/IP	ERA
Jonathan Papelbon	2006	7/68.1	0.92
Dutch Leonard	1914	25/224.2	0.96
Koji Uehara	2013	9/74.1	1.09

min. 50.0 innings pitched

BEST SINGLE-SEASON WHIP IN MAJOR LEAGUE HISTORY

WHIP	PITCHER	TEAM	YEAR
0.57	Koji Uehara	BOS	2013
0.61	Dennis Eckersley	OAK	1987
0.61	Dennis Eckersley	OAK	1990

min. 40.0 innings pitched

Koji
Uehara



Koji Uehara, Continued

🔴 Had a 10-year career with the Yomiuri Giants in the NPB Central League from 1999-2008, compiling a 112-62 record with 33 saves, a 3.01 ERA (518 ER/1,549.0 IP) and 1,376 strikeouts...Had a career 1.01 WHIP, averaged 8.0 strikeouts per 9.0 innings, and had a 6.7 strikeout-to-walk ratio in Japan.

🔴 Led the NPB in wins in 1999 (20) and 2002 (17), in ERA in 1999 (2.09) and 2004 (2.60), and in strikeouts in 1999 (179) and 2003 (194).

🔴 An 8-time NPB All-Star, was selected in each of his 1st 7 seasons from 1999-2005 as well as in 2007.

🔴 Won the Sawamura Award as NPB's top pitcher, the Golden Glove Award, and was named Top Nine Team as NPB's best all-around starting pitcher in both 1999 and 2002.

🔴 Named NPB's Central League Rookie of the Year in 1999...Won the Central League Triple Crown that year, going 20-4 with a 2.09 ERA (46 ER/197.2 IP) and 179 strikeouts.

🔴 Helped the Yomiuri Giants to the Japan Series championship in 2000 and 2002.

🔴 Participated in both the 2004 and 2008 Olympic Games for Team Japan.

🔴 Helped Japan to the championship at the inaugural World Baseball Classic in 2006...In 3 starts, went 2-0 with a 1.59 ERA (3 ER/17.0 IP) and 16 strikeouts with no walks allowed...Topped the tournament in innings and strikeouts (5 more than the next-highest total) while compiling the WBC's best ERA among pitchers with at least 15.0 innings.

2013: In 1st season with the Red Sox set career bests in wins (4), games (73), saves (21), innings (74.1), SO (101), ERA (1.09), opp. AVG (.130), and WHIP (0.57).

🔴 Placed the highest among AL relievers in Cy Young Award voting (7th place).

🔴 Led all ML relievers in ERA, WHIP, SO/BB (11.2) ratio...Became the 1st major leaguer ever to record at least 100 strikeouts in a season with fewer than 10 walks allowed.

🔴 Threw 74% of his pitches for strikes (775 strikes/1,049 pitches), the top rate by any ML pitcher in a season of at least 10.0 innings since at least 2000 (as far back as data is available).

🔴 His 44 perfect outings set an AL record and finished 1 shy of SD's Luke Gregerson's MLB record of 45 in 2010.

🔴 Tied for the MLB lead and established a club record with 65 scoreless appearances.

🔴 His 0.57 WHIP (33 hits, 9 walks) was the best single-season mark in MLB history for a pitcher with at least 40.0 innings.

🔴 His 1.09 ERA was the 2nd best in Red Sox history among pitchers with at least 70.0 innings, trailing only Dutch Leonard's 0.96 mark in 1914.

🔴 Led all AL relievers in BB/9.0 ratio (1.1), and opponent AVG (.130).

🔴 Recorded 1st save of the season on 5/17 at MIN (10 innings) but was officially inserted to the closer's role at the end of June...From the date of his 1st opportunity on 6/26, went 4-1, 20 SV, 22 SVO, 0.41 ERA (2 ER/44.1 IP), 2 BB, 59 SO, .097 opp. AVG (14-for-145), and a 0.36 WHIP in 41 games.

🔴 Of his 21 saves, 19 were perfect appearances.

🔴 Had 4 multi-inning saves: 8/24 at LAD (1.1 IP), 8/30 vs. CWS (1.1 IP), 9/10 at TB (1.1 IP), and 9/20 vs. TOR (1.2 IP)...His save on 9/20 clinched the AL East division title for BOS at Fenway Park.

🔴 Had career-best 30.1-inning scoreless streak, longest for any MLB pitcher on the season, from 7/9-9/13...Held opponents to a .063 AVG (6-for-95) with 1 BB and 41 SO...Was 14-for-14 in save opportunities in that span.

🔴 His 30.1-inning scoreless streak was the 2nd-longest single-season streak by a Red Sox in the last 40 years (Pedro Martinez – 35.0 in 2002), and was the longest single-season streak for a BOS reliever since 1963 (Dick Radatz – 33.0).

🔴 Took loss on same night that his scoreless streak ended, 9/17 vs. BAL...Was his 1st loss since 8/20/11 at CWS.

🔴 Set a club record by retiring 37 consecutive batters from 8/17-9/13, passing Ellis Kinder (32 consecutive batters retired in 1952)...Struck out 17 batters in that span...The streak was the 2nd-longest for a single-season by a reliever in MLB history (Bobby Jenks – 41 in 2007).

🔴 Did not allow a base runner in 8 consecutive save chances from 8/10-9/10, the longest such streak in Red Sox history.

🔴 Retired 59 of his 73 1st batters faced (81%).

🔴 Did not allow a HR over his final 37 games of the season (40.1 IP).

🔴 In 36 games against AL East teams, went 3-1, 0.50 ERA (2 ER/36.1 IP), 3 BB, 49 SO.

CAREER PITCHING LEADERS SINCE 1900

WHIP	PITCHER
0.83	Koji Uehara
0.90	Craig Kimbrel
0.92	Kenley Jansen
0.92	Sergio Romo
0.97	Dick Hughes

SO/BB	PITCHER
8.74	Koji Uehara
5.58	Sergio Romo
5.15	Edward Mujica
5.00	Sean Doolittle
4.96	Junichi Tazawa

(minimum 100.0 innings pitched)

Koji Uehara, Continued

POSTSEASON: Went 1-1 with 7 saves, and a 0.66 ERA (1 ER/13.2 IP), 0 BB and 16 SO in 13 appearances for BOS in the 2013 postseason... Along with Junichi Tazawa set a Red Sox single postseason record with 13 appearances... His 7 saves were a Red Sox single postseason record and tied the MLB all-time record (5th time, and first since PHI's Brad Lidge in 2008)... Was 7-for-7 in save opportunities, which included 4 multi-inning saves... Recorded the save in his postseason debut in ALDS Game 2 vs. TB on 10/5 (1.0 IP, 2 SO)... Took the loss in ALDS Game 3 at TB on 10/7 after allowing a walk-off HR to Jose Lobaton with 2 outs in the 9th inning... After allowing that HR, he made 11 consecutive scoreless appearances with 6 SV, 14 SO, and allowed only 6 hits in 40 at-bats (.150 AVG)... Threw a perfect 1.2 IP in his longest multi-inning SV to preserve a 4-3 victory in ALCS Game 5 at DET on 10/17... Named ALCS MVP after going 1-0 with 3 SV, 0.00 ERA (6.0 IP), 0 BB, and 9 SO in 5 games... Was the 1st Red Sox reliever to ever win the award, and the 2nd pitcher (Josh Beckett in 2007)... Ended World Series Game 4 at STL on 10/27 by picking Kolten Wong off 1st base... Was on the mound to close out each series-clinching game, all via strikeout, in the ALDS vs. TB (Longoria), ALCS vs. DET (Iglesias), and World Series vs. STL (Carpenter).



Koji Uehara

2012: Posted a career-low 1.75 ERA (7 ER/36.0 IP) in 37 relief appearances for Texas, the 5th lowest figure among AL pitchers with at least 30.0 innings on the year.

🔥 Posted the 3rd-highest SO/BB ratio (14.33) and the then-4th-lowest WHIP (0.64) since 1900 in MLB history (WHIP mark surpassed by Uehara in 2013)... Marked the lowest WHIP in Rangers history (min. 30.0 IP), and was the 2nd-best by a Major Leaguer since Dennis Eckersley had a 0.61 WHIP in 1990, trailing only SD's Mike Adams (0.59 in 2009).

🔥 Recorded 43 SO compared to 3 BB over 36.0 innings... His 14.3 SO/BB ratio trailed only Eckersley (18.33 in 1989, 18.25 in 1990) among all-time single-season leaders.

🔥 Held right-handed batters to a .125 AVG (7-for-56), 4th lowest among major leaguers with at least 50 batters faced... Also ranked among AL hurlers against right-handers in opponent OPS (T-2nd, .369) and opponent SLG (6th, .214).

🔥 On the 15-day DL from 6/10-8/25 with a right latissimus strain... At the time he went on the DL, ranked among AL relief leaders in SO/BB ratio (2nd, 11.0), WHIP (3rd, 0.70), and opponent AVG (T-8th, .171)... While returning from the initial injury in mid-July, re-aggravated the original injury, extending his time on the DL.

🔥 Made a total of 3 appearances with Triple-A Round Rock on rehab assignments, compiling 3.0 scoreless innings with 4 SO.

🔥 Recorded more than 3 outs 6 times... Hurlled a season-high 2.0 frames on 5/26 vs. TOR, with scoreless 10th and 11th innings in a 13-inning walk-off win.

🔥 Had a 1.04 ERA (2 ER/17.1 IP) in his 1st 16 outings through 5/26... Gave up 3 runs in 4.0 innings over his next 4 games from 5/30-6/9 before landing on the DL.

🔥 After returning from the DL, compiled a 1.23 ERA (2 ER/14.2 IP) in his final 17 games.

🔥 Did not allow a run over his last 14 outings beginning 9/1 (11.2 IP), with 19 SO and just 1 BB and 2 hits allowed, both singles.

🔥 Retired 25 consecutive batters faced from 9/12-10/1, the longest such streak by a TEX pitcher since Jeff Zimmerman set down 25 in a row in 1999... Brandon Moss ended the streak with a 2-out single on 10/1 at OAK, the 1st batter to reach off Uehara since Casey Kotchman singled in the 8th inning on 9/11 vs. CLE.

🔥 Went a club-record 9 consecutive appearances without allowing a base runner from 9/12-30, spanning 7.2 innings with 15 SO.

🔥 Lone save came 9/16 vs. SEA, filling in when bullpen was depleted.

POSTSEASON: Pitched the 8th inning, striking out all 3 batters faced, in the AL Wild Card game vs. BAL.

2011: Was 2-3 with a 2.35 ERA (17 ER/65.0 IP) in 65 relief outings for the Orioles and Rangers.

🔥 Set ML career-highs for games and SO (85) while issuing just 9 BB, all to left-handed batters.

🔥 Led ML relief qualifiers with a .194 opponent OBP... Also ranked among AL relief leaders in opponent AVG (2nd, .164), SO (4th), and holds (10th, 22).

Koji Uehara, Continued

🔴 Had a 9.4 SO/BB ratio, best among AL relievers and 2nd in MLB to SF's Sergio Romo (14.0).

🔴 Had the majors' best WHIP (0.72) among pitchers with at least 50.0 innings.

🔴 Held left-handed batters to a .130 AVG (15-for-115), the best mark in the majors (min. 100 BF).

🔴 Posted a 1.99 ERA (7 ER/31.2 IP) in 33 road games between the 2 clubs.

🔴 Issued 11 HR, tied for 2nd-most among AL relief pitchers...Of his 17 runs allowed, 12 came on HR.

🔴 Was traded to TEX on 7/30 for 1B Chris Davis and RHP Tommy Hunter.

🔴 Tossed 15.0 scoreless innings with just 2 BB and 23 SO over his final 13 outings with BAL from 6/22-7/29.

🔴 Had at least 1 SO in his final 16 games with the O's, and fanned at least 1 batter in a career-high 18 straight games through 8/3 (31 total SO).

POSTSEASON: Appeared in 3 postseason games in the Rangers' run to the AL Pennant, giving up 5 runs over 1.1 innings...Allowed a home run in each outing, to TB's Evan Longoria in ALDS Game 2, DET's Miguel Cabrera in ALCS Game 3, and DET's Ryan Raburn in ALCS Game 5...Was the 1st relief pitcher in major league history to issue homers in 3 straight postseason appearances...His walk to TB's Desmond Jennings in the ALDS was his 1st to a right-handed batter all year...Was not active for the World Series.

2010: Moved to the bullpen and posted a 2.86 ERA (14 ER/44.0 IP) with 55 strikeouts and just 5 walks in 43 outings for the Orioles.

🔴 Among pitchers with at least 40.0 innings, led the AL in SO/BB ratio (11.0)...Ranked 2nd among that group in SO/9.0 innings (11.3) and BB/9.0 innings (1.0).

🔴 Had a 0.95 WHIP, 6th-best among AL pitchers with at least 40.0 innings.

🔴 Held right-handed batters to a .185 clip (17-for-92), 11th lowest in the AL (min. 85 BF).

🔴 Did not allow any of 14 inherited runners to score...Retired his 1st batter faced in 37 of 43 outings.

🔴 Was limited by 2 stints on the 15 -day DL...Was out from the start of the year through 5/5 with a left hamstring strain...Landed on the DL again from 5/20-6/26 with a right forearm strain.

🔴 Took over as closer in mid-August after never before recording a ML save...Finished the year with 13 saves in 15 opportunities beginning 8/21, topping the AL in saves and save chances during that span.

🔴 Set a franchise record with 32 consecutive appearances without a walk from 7/19 through the end of the season (34.0 IP).

🔴 Recorded 1st major league relief win on 7/20 vs. TB with the final 1.2 scoreless frames in a 13-inning walk-off.

2009: Worked as a starter for the Orioles in his 1st ML season.

🔴 Signed with BAL on 1/13 and became the Oriole's 1st-ever Japanese-born player.

🔴 All 12 appearances came as a starter...Allowed 3 ER or less in each of his 6 outings of at least 6.0 innings...Gave up more than 3 earned runs just 3 times.

🔴 Opened the season as BAL's No. 2 starter...Won each of his 1st 2 starts, his only victories of the season, including his big league debut on 4/8 vs. NYY and 4/13 at TEX.

🔴 Became 3rd native of Japan to win his 1st 2 ML games, joining Kaz Ishii (1st 6 in 2002) and Hideki Irabu (1st 2 in 1997).

🔴 Was 0-4 in last 10 starts despite a 3.49 ERA (22 ER/56.2 IP) in that span...Left with the lead in 4 of those outings.

🔴 On DL from 5/24-6/10 with a left hamstring strain...Sideline again from 6/24 through the remainder of the season with right elbow tendinitis.

2008: In final season in Japan, posted his 2nd-lowest innings total in Giants career (89.2).

🔴 Made 14 starts and had 12 relief appearances.

ALL-TIME SINGLE-SEASON LEADERS SINCE 1900

PLAYER	YEAR	TEAM	WHIP
Koji Uehara	2013	BOS	0.57
Mike Adams	2009	SD	0.59
Dennis Eckersley	1989	OAK	0.61
Dennis Eckersley	1990	OAK	0.61
Koji Uehara	2012	TEX	0.64

PLAYER	YEAR	TEAM	SO/BB
Dennis Eckersley	1989	OAK	18.3
Dennis Eckersley	1990	OAK	18.3
Koji Uehara	2012	TEX	14.3
Sergio Romo	2011	SF	14.0
Mariano Rivera	2008	NYN	12.8

min. 30.0 innings pitched

LOWEST SINGLE-SEASON ERA IN RED SOX HISTORY

PITCHER	YEAR	ER/IP	ERA
Jonathan Papelbon	2006	7/68.1	0.92
Dutch Leonard	1914	25/224.2	0.96
Koji Uehara	2013	9/74.1	1.09

min. 50.0 innings pitched

BEST SINGLE-SEASON WHIP IN MAJOR LEAGUE HISTORY

PITCHER	TEAM	YEAR	WHIP
Koji Uehara	BOS	2013	0.57
Dennis Eckersley	OAK	1987	0.61
Dennis Eckersley	OAK	1990	0.61

min. 40.0 innings pitched



Koji Uehara, Continued

Koji
Uehara

👉 Won 6 games in the regular season...The Giants lost to the Seibu Lions in the Japan Series.

👉 Pitched for Japan in the Summer Olympic Games in Beijing, allowing 1 earned run in 2.0 innings.

2007: Named an All-Star in lone full season as a reliever in NPB.

👉 Posted a career-high 32 saves in 55 relief appearances.

👉 Also established career bests with a 16.5 SO/BB ratio (66 SO/4 BB) and 9.5 SO/9.0 IP.

2006: Posted a 3.21 ERA (60 ER/168.1 IP) with 151 SO in 24 starts for Yomiuri.

👉 Also went 2-0 with a 1.59 ERA (3 ER/17.0 IP) with no BB and 16 SO in 3 starts for Japan in the inaugural World Baseball Classic in March...Combined with Daisuke Matsuzaka (3-0, 1.38 ERA) to record all 5 wins for the WBC champions.

👉 Topped the WBC pitchers in innings and strikeouts (5 more than the next-highest total)...Compiled the WBC's best

👉 ERA among hurlers with at least 15.0 innings pitched.

👉 Earned wins on 3/3 vs. China (1st round) and 3/18 at Korea in SD's Petco Park (semi-finals).

2005: Tied a career high with 27 starts and earned NPB All-Star honors for 7th straight year.

👉 Also suffered a career-high 12 losses...Marks his only season with double-digit losses as a pro.

👉 Was his 1st losing season after posting winning records in each of his 1st 6 campaigns.

2004: Led NPB's Central League in ERA (2.60) and was an All-Star selection.

👉 Posted his 5th and final season of double-digit wins.

👉 Won a bronze medal with Japan in the Summer Olympic Games in Athens, going 1-0 with a 2.08 ERA (3 ER/13.0 IP) in 2 outings...Win came in a 12-0 victory on 8/15 against Italy (6.0 IP, 4 H, 0 R) in the preliminary round.

2003: Was an NPB All-Star and Gold Glove winner.

👉 Led the Central League in strikeouts (194), innings (207.1), and complete games (11).

👉 Established career-highs in innings and strikeouts while matching his most starts in a season (27).

2002: Won the Sawamura Award as NPB's top pitcher and the Top Nine Award as NPB's best all-around starting pitcher, each for the 2nd time (also 1999).

👉 Was also an NPB All-Star as the Giants won the Japan Series for the 2nd time in a 3-year span.

👉 Led the league in wins (17) and complete games (8), posting career-high 3 shutouts.

👉 Surpassed 200.0 innings for the 1st time in his career.

👉 Following the season, made 2 exhibition starts against MLB All-Stars, going 1-1 with a 2.45 ERA and 13 SO...Fanned Barry Bonds 3 times in the 1st game of the series.

2001: Went 10-7 and earned NPB All-Star selection.

👉 Was his 2nd double-digit win season.

2000: Earned NPB All-Star honors in his 2nd pro campaign.

👉 Yomiuri beat the Fukuoka Daiei Hawks of the Pacific League for the Japan Series title.

1999: Won the Sawamura Award as NPB's top pitcher, won the Top Nine Award as NPB's best starting pitcher, and was an All-Star in his rookie season with the Giants.

👉 Was also named Central League Rookie of the Year and won a Gold Glove.

👉 Won the Triple Crown in the Central League.

👉 Notched a career-best 20 wins to go along with a 2.09 ERA (46 ER/197.2 IP), his best mark in Japan, and 179 SO...Topped the league with a career-high 12 complete games.

Personal

👉 Married to Miho...They have a son, Kazuma.

👉 Last name is pronounced "EW-eh-hara."

👉 Went 1-0 and did not allow an earned run in 11.2 innings for the Gold Medal-winning Japanese Team in the 1997 Intercontinental Cup...Was named to the All-Tournament Team.

👉 Was 2-0 with a 2.13 ERA in 25.1 IP in the 1998 World Cup, leading the tournament in SO (33) and wins.

👉 Drafted by the Yomiuri Giants in the 1st round of 1998 draft after starring at Osaka University of Health and Sports Sciences...Graduated in 1998.

👉 Became a pitcher in college after playing as an outfielder at Osaka's Tokaidai Gyosei High School.

Koji Uehara, Continued

IN THE COMMUNITY

In his 1st season with the Red Sox, Koji attended Casino Night, the Welcome Home Party and Picnic in the Park to benefit the Red Sox Foundation...He visited victims of the Boston Marathon bombings in the hospital, and met Jimmy Fund patients during a visit to Fenway Park...Also Participated in the Children's Hospital of Southwest Florida Golf Classic and attended a BoSox Club Luncheon...Koji has spent time in Miyako City, Miyagi Prefecture in Tohoku, visiting the area that had been devastated by the 2011 earthquake and tsunami... Participated in a question and answer session with 300 children as part of a baseball camp event.

Koji Uehara's Career Record

YEAR	CLUB	W-L	ERA	G	GS	CG	SHO	SV	IP	H	R	ER	HR	HB	BB	SO	WP	BK
1999	Yomiuri	20-4	2.09	25	25	12	1	0	197.2	153	49	46	12	4	24	179	3	0
2000	Yomiuri	9-7	3.57	20	20	6	1	0	131.0	112	53	52	20	1	22	126	1	0
2001	Yomiuri	10-7	4.02	24	22	4	1	0	138.2	133	66	62	18	5	28	108	2	0
2002	Yomiuri	17-5	2.60	26	26	8	3	0	204.0	173	65	59	18	6	23	182	2	0
2003	Yomiuri	16-5	3.17	27	27	11	1	0	207.1	190	76	73	28	5	23	194	0	0
2004	Yomiuri	13-5	2.60	22	22	2	0	0	163.0	135	54	47	24	5	23	153	1	0
2005	Yomiuri	9-12	3.31	27	27	6	2	0	187.1	164	73	69	24	0	22	145	0	1
2006	Yomiuri	8-9	3.21	24	24	5	0	0	168.1	157	67	60	24	1	21	151	0	1
2007	Yomiuri	4-3	1.74	55	0	0	0	32	62.0	47	12	12	4	1	4	66	1	0
2008	Yomiuri	6-5	3.81	26	14	2	0	1	89.2	90	43	38	11	0	16	72	0	0
2009	BALTIMORE	2-4	4.05	12	12	0	0	0	66.2	71	33	30	7	0	12	48	0	0
2010	Bowie	0-0	0.00	2	2	0	0	0	2.0	1	0	0	0	0	1	1	0	0
	BALTIMORE	1-2	2.86	43	0	0	0	13	44.0	37	15	14	5	0	5	55	1	0
	Norfolk	0-0	0.00	2	0	0	0	0	2.0	2	0	0	0	0	0	1	0	0
2011	BALTIMORE	1-1	1.72	43	0	0	0	0	47.0	25	9	9	6	0	8	62	0	0
	TEXAS	1-2	4.00	22	0	0	0	0	18.0	13	8	8	5	0	1	23	0	0
2012	Round Rock	0-0	0.00	3	0	0	0	0	3.0	3	0	0	0	0	0	4	0	0
	TEXAS	0-0	1.75	37	0	0	0	1	36.0	20	7	7	4	0	3	43	1	0
2013	BOSTON	4-1	1.09	73	0	0	0	21	74.1	33	10	9	5	1	9	101	1	0
Japan Totals		112-62	3.01	276	207	56	9	33	1549	1354	558	518	183	28	206	1376	10	2
Major League Totals		9-10	2.42	230	12	0	0	35	286.0	199	82	77	32	1	38	332	3	0
Minor League Totals		0-0	0.00	7	2	0	0	0	7.0	6	0	0	0	0	1	6	0	0
Red Sox Totals		4-1	1.09	73	0	0	0	21	74.1	33	10	9	5	1	9	101	1	0

2009 Signed by the Baltimore Orioles as an international free agent on 1/13

2009 On disabled list with a strained left hamstring, 5/24-6/10

2009 On disabled list with right elbow tendonitis, 6/24 through remainder of season

2010 On disabled list with a left hamstring strain, 3/26-5/5

2010 On disabled list with a right forearm strain, 5/20-6/26

2011 Acquired by the Texas Rangers with cash in exchange for INF Chris Davis and RHP Tommy Hunter on 7/30

2012 On disabled list with a strained right lat muscle, 6/10-8/25

2012 Signed by the Boston Red Sox as a free agent on 12/18

Wild Card Record

YEAR	CLUB	W-L	ERA	G	GS	CG	SHO	SV	IP	H	R	ER	HR	HB	BB	SO	WP	BK
2012	TEX vs. BAL	0-0	0.00	1	0	0	0	0	1.0	0	0	0	0	0	0	3	0	0

Division Series Record

YEAR	CLUB	W-L	ERA	G	GS	CG	SHO	SV	IP	H	R	ER	HR	HB	BB	SO	WP	BK
2011	TEX vs. TB	0-0	---	1	0	0	0	0	0.0	2	3	3	1	0	1	0	0	0
2013	BOS vs. TB	0-1	3.00	3	0	0	0	2	3.0	1	1	1	1	0	0	4	0	0
Division Series Totals		0-1	12.00	4	0	0	0	2	3.0	3	4	4	2	0	1	4	0	0

League Championship Series Record

YEAR	CLUB	W-L	ERA	G	GS	CG	SHO	SV	IP	H	R	ER	HR	HB	BB	SO	WP	BK
2011	TEX vs. DET	0-0	13.50	2	0	0	0	0	1.1	3	2	2	2	0	1	1	0	0
2013	BOS vs. DET	1-0	0.00	5	0	0	0	3	6.0	4	0	0	0	0	0	9	0	0
LCS Totals		1-0	2.45	7	0	0	0	3	7.1	7	2	2	2	0	1	10	0	0

World Series Record

YEAR	CLUB	W-L	ERA	G	GS	CG	SHO	SV	IP	H	R	ER	HR	HB	BB	SO	WP	BK
2013	BOS vs. STL	0-0	0.00	5	0	0	0	2	4.2	2	0	0	0	0	0	3	0	0

World Baseball Classic Record

YEAR	CLUB	W-L	ERA	G	GS	CG	SHO	SV	IP	H	R	ER	HR	HB	BB	SO	WP	BK
2006	Japan	2-0	1.59	3	3	0	0	0	17.0	17	3	3	2	1	0	16		

Koji Uehara, Continued

Career Fielding Record

YEAR	CLUB	POS	PCT.	G	GS	PO	A	E	TC	DP
2009	BALTIMORE	P	1.000	12	12	0	5	0	5	1
2010	BALTIMORE	P	1.000	43	0	2	3	0	5	0
2011	BALTIMORE	P	1.000	43	0	1	2	0	3	0
	TEXAS	P	1.000	22	0	1	2	0	3	0
2012	TEXAS	P	.833	37	0	4	1	1	6	0
2013	BOSTON	P	1.000	73	0	2	7	0	9	0
Career Totals			P	.968	230	12	10	20	1	31



Koji
Uehara

Career Batting Totals

	AVG.	G	AB	R	H	2B	3B	HR	RBI	SH	SF	HB	BB	SO	SB	CS	E
Major League Totals	.000	230	2	0	0	0	0	0	0	0	0	0	1	1	0	0	1

Career Single-Game Highs (In Relief)

INNINGS PITCHED	2.0, 11 times, last 7/31/13 vs. SEA
STRIKEOUTS	4, 8/16/10 for BAL vs. SEA
HITS ALLOWED	4, 6/9/12 for TEX at SF
RUNS ALLOWED	3, 9/17/10 for BAL vs. NYY
WALKS ALLOWED	2, 2 times, last 6/9/13 vs. LAA
HOME RUNS ALLOWED	2, 9/4/10 for BAL vs. TB
EJECTIONS	None
SCORELESS INNINGS STREAK	30.1, 7/9/13-9/13/13

PLAYERS BORN IN JAPAN WHO HAVE PLAYED FOR THE RED SOX

PLAYER	POSITION	YEARS	BORN	BIRTHPLACE
Tomo Okha	RHP	1999-2001	March 18, 1976	Kyoto
Hideo Nomo	RHP	2001	August 31, 1968	Osaka
Dave Roberts	OF	2004	May 31, 1972	Okinawa
Daisuke Matsuzaka	RHP	2007-12	September 13, 1980	Tokyo
Hideki Okajima	LHP	2007-11	December 25, 1975	Kyoto
Takashi Saito	RHP	2009	February 14, 1970	Miyagi
Junichi Tazawa	RHP	2009, '11-12	June 6, 1986	Yokohama
Koji Uehara	RHP	2013	April 3, 1975	Osaka

CHRISTIAN VAZQUEZ 79

Full Name: Christian Rafael Vazquez
Bats: Right **Throws:** Right **Height:** 5-9 **Weight:** 195
Opening Day Age: 23 (turns 24 on August 21)
Born: August 21, 1990 in Bayamon, PR
Resides: Bayamon, PR
Major League Service: None
Acquired: Selected in the ninth round of the 2008 June Draft
Signed By: Edgar Perez (Red Sox)
Contract Status: Signed through 2014



C

Career Highlights

- Beginning 6th year in the Red Sox system, his 2nd in Major League Spring Training camp.
- Selected in the 2008 June Draft...Added to the Red Sox 40-man roster on 11/20/11.
- Has been tabbed as BOS's top defensive catcher by *Baseball America* in each of the last 3 seasons...Also named the publication's best defensive catcher in his primary league in each of the last 3 years: Eastern League in 2013, Carolina League in 2012, South Atlantic League in 2011.
- Enters the season ranked by *Baseball America* as the No. 2 catching prospect, No. 12 prospect overall, in the Red Sox system.
- In 2013 was named MVP of the Double-A Sea Dogs when he led the team in AVG (.289) and had the best caught stealing percentage among Eastern League catchers (46.5).
- Named Red Sox Minor League Defensive Player of the Year in 2011.
- Participated in the Red Sox Rookie Program in 2013 and 2014.

2013: Led Double-A Portland with a .289 AVG (99-for-342) and was named team MVP.

- Including 1 game with Triple-A Pawtucket, ranked 5th among full-season Red Sox minor league qualifiers with a career-best .287 AVG (99-for-345)...Also posted a career-high .375 OBP.
- Ranked 9th in AVG among Eastern League qualifiers...Had the 4th-highest ratio of plate appearances per strikeout (9.1).
- Topped Eastern League backstops throwing out 46.5 percent (47 of 101) attempted base stealers...Also led EL catchers in total chances (871), putouts (781), and assists (tied, 80).
- Named Red Sox Minor League Defensive Player of the Month for April (11 CS in 16 G).
- Reached in all 5 PA on 5/22 vs. New Hampshire (4-for-4, 2 2B, 3B, HR, 2 RBI, BB).
- Started behind the plate for the Eastern Division in the Eastern League All-Star Game on 7/10 in New Britain.
- Posted a season-long 12-game hitting streak from 7/31-8/16 (.429 AVG, 21-for-49, 3 2B, 7 RBI)...Matched the longest hit streak by a Sea Dog all year.
- Hit .347 (50-for-144) after the All-Star break...Promoted to Triple-A Pawtucket on 9/1, where he made his Triple-A debut the next day in the PawSox' regular season finale.
- Hit .273 (3-for-11) with 2 RBI and 2 walks in 3 playoff games for Pawtucket.
- After the season, played for Santurce of the Puerto Rico Winter League and led the league with 32 games behind the plate...Threw out a league-best 63.0% (17 of 27) of attempted base stealers.
- Following the season, ranked by *Baseball America* as the best defensive catcher in the Red Sox farm system for a 3rd straight year...Also named the best defensive catcher in the Eastern League.

2012: Played the majority of the year with High-A Salem, where he was a Carolina League Post-Season All-Star...Also made his Double-A debut with 20 games for Portland.

- Combined to throw out 49 of 122 base stealers (40.2%), including a Carolina League-best 41.9 percentage (44 of 105)...Also topped the CL with 110 assists at the position.
- Led the Red Sox system with 96 games caught.
- Named Red Sox Minor League Defensive Player of the Month for June after throwing out 10 of 23 attempted base stealers (43.5%).
- Combined to set a single-season career-high with 48 walks (matched in 2013), including 8 walks compared to 9 strikeouts in Double-A.
- Recalled for Double-A debut on 8/3...At time of transfer, ranked 13th in the Carolina League with a .360 OBP.
- Over his last 28 games with Salem from 6/23-8/2, led the Carolina League in AVG (.353) and OBP (.455), and ranked among CL leaders in SLG (.598) and OPS (3rd, 1.053).

Christian Vazquez, Continued

- 🔥 Notched 4 straight multi-hit games from 6/23-28 and again from 7/4-9.
- 🔥 Batted .291 (51-for-175) over his final 48 games of the season beginning 6/23.
- 🔥 Following the season, hit .257 (9-for-35) with 8 walks in 10 games for Surprise in the Arizona Fall League...Then played 9 contests for Manati of the Puerto Rico Winter League, going 7-for-24 (.292) with 2 doubles, a triple, and a homer.
- 🔥 Ranked as the Red Sox No. 2 catching prospect according to *Baseball America* after the season...Also ranked as the No. 1 catching prospect in the Carolina League by BA.

2011: Spent the year with Single-A Greenville and was named Red Sox Minor League Defensive Player of the Year.

- 🔥 Threw out 37 of 111 (33.3%) of opposing base stealers and posted a .991 fielding percentage (9 E/904 TC)...Led South Atlantic League catchers in chances (904), putouts (788), and assists (108).
- 🔥 Reached single-season career-highs in homers (18) and RBI (84)...His 84 RBI led the Drive and ranked 4th among Red Sox minor leaguers.
- 🔥 Also paced the Drive with 18 homers and ranked among club leaders in at-bats (3rd, 392), hits (2nd, 111), doubles (T-2nd, 27), and walks (T-2nd, 43).
- 🔥 Named SAL Player of the Week from 6/20-26 (.467, 7-for-15, 4 HR) and from 8/29-9/4 (.381, 8-for-21, 3 HR).
- 🔥 Selected as the Red Sox Minor League Defensive Player for July.
- 🔥 Following the season, rated by *Baseball America* as best defensive catcher in the SAL and in Red Sox system.
- 🔥 After the season, played in 3 games with Indios de Mayaguez of the Puerto Rico Winter League.

2010: Played his 1st full season with Single-A Greenville and led the club with 60 games behind the plate.

- 🔥 Threw out 31 of 76 (40.8%) attempted base stealers.
- 🔥 Made his 1st pro appearances at 1B (3 games) and 2B (1).
- 🔥 Hit 1st career grand slam on 4/17 at Lexington.
- 🔥 Hit .370 (20-for-54) during a 14-game hit streak from 5/31-7/3.
- 🔥 Went 5-for-21 (.238) with 3 doubles and 2 RBI in 6 playoff games for the Drive.

2009: Split the year with 31 games between the Rookie-level Gulf Coast Red Sox and Short-A Lowell.

- 🔥 Combined for 21 games at C, 9 at 3B, and 1 at DH.
- 🔥 Threw out 6 of 26 (23.1%) attempted base stealers.
- 🔥 Began the year in the GCL before transferring to Lowell on 7/8.
- 🔥 His 1st hit for the Spinners was a game-tying pinch-hit homer in the 9th inning on 7/9 vs. Tri-City (HOU).

2008: Led the Gulf Coast League Red Sox with 21 games caught in his pro debut.

- 🔥 Threw out 5 of 32 (15.6%) attempted base stealers.

Personal

- 🔥 Graduated from Puerto Rico Baseball Academy High School.

IN THE COMMUNITY

Christian participated in local community outreach as part of the Red Sox Rookie Program in January 2013 and January 2014, making visits to the Jimmy Fund and Children's Hospital Boston, and painting murals at the McKinley Middle School in Boston with members of the Red Sox Scholars program.

Christian Vazquez's Career Record

YEAR	CLUB	AVG.	G	AB	R	H	2B	3B	HR	RBI	SH	SF	HB	BB	SO	SB	CS	E
2008	GCL Red Sox	.190	21	58	7	11	1	0	0	5	1	0	0	6	17	0	0	3
2009	Lowell	.123	21	65	4	8	2	0	2	9	0	0	0	11	16	0	0	3
	GCL Red Sox	.278	10	36	5	10	5	0	0	7	0	0	1	4	7	0	0	1
2010	Greenville	.259	79	270	34	70	11	0	3	32	0	2	4	23	62	3	1	7
2011	Greenville	.283	105	392	71	111	27	3	18	84	0	4	5	43	84	1	1	8
2012	Salem	.266	81	293	43	78	17	0	7	41	3	2	4	40	70	2	2	9
	Portland	.205	20	73	11	15	4	0	0	5	0	1	0	8	9	0	0	3
2013	Portland	.289	96	342	48	99	19	1	5	48	3	4	3	47	44	7	5	10
	Pawtucket	.000	1	3	0	0	0	0	0	0	0	0	0	1	0	0	0	0
Minor League Totals		.263	434	1532	223	403	86	4	35	231	7	13	17	183	309	13	9	44

2008 Signed by the Boston Red Sox as a ninth-round selection in the June Draft

SHANE VICTORINO 18

Full Name: Shane Patrick Victorino
Bats: Switch **Throws:** Right **Height:** 5-9 **Weight:** 190
Opening Day Age: 33
Born: November 30, 1980 in Wailuku, HI
Resides: Las Vegas, NV
Major League Service: 8 years, 92 days
Acquired: Signed as a free agent on December 13, 2012
Signed By: Hank Jones (Dodgers)
Contract Status: Signed through 2015



OF

Career Highlights

- 🔥 Returns for his 2nd season with the Red Sox...Signed a 3-year contract with BOS on 12/13/12.
- 🔥 Is a veteran of 10 major league seasons...Before joining the Red Sox, spent his 9 previous years in MLB with 3 different clubs, all in the NL: Padres (2003), Phillies (2005-12), and Dodgers (2012).
- 🔥 A 2-time World Champion, won the World Series with the Red Sox in 2013 and the Phillies in 2008.
- 🔥 The 2-time All-Star was selected to the 2009 and 2011 NL All-Star teams both by the MLB.com Final Vote.
- 🔥 Is a 4-time Rawlings Gold Glove Award winner...Won in 3 consecutive seasons at OF in the NL (2008-10), and awarded the AL Gold Glove in RF in 2013.
- 🔥 Played for Team USA in the World Baseball Classic in 2009 and 2013.
- 🔥 Is the all-time MLB leader among Hawaiian-born players in most offensive categories, including at-bats (4,329), runs (698), hits (1,200), doubles (221), triples (67), home runs (105), and RBI (470)...Is the 2nd Hawaiian native in Red Sox history, joining Benny Agbayani, 2002.
- 🔥 Has reached base in 45 of 60 career postseason games...Has played more postseason games in the outfield (59) than any other active player...Leads MLB with 11 career HBP in the postseason.
- 🔥 Drove in the game-winning run in all 3 deciding games during BOS' 2013 run to the World Series title...Is the only player to drive in the winning run in 3 clinchers in a single postseason...Had a team-best 13 RBI in the postseason to help the Phillies win the 2008 World Series against TB.
- 🔥 Has a ML record 20 RBI in bases loaded situations in his postseason career...His 2 grand slams in the postseason are tied with Jim Thome for the most in history.
- 🔥 Is 1 of 4 players to appear in the postseason in at least 6 of the last 7 seasons (2007-11 with PHI, 2013 with BOS), along with CC Sabathia, Mike Napoli, and Nick Swisher.
- 🔥 Was the 2011 recipient of the Branch Rickey Award, which honors professionals in MLB for exceptional community service.

2013: In 1st season with the Red Sox, hit .294 (140-for-477), his best mark in any full ML campaign.

- 🔥 Reached 15 home runs for the 3rd time in his career (also 18 in 2010 and 17 in 2011 with PHI).
- 🔥 Topped the AL and finished 3rd in MLB with a career-high 18 HBP, 4 more than his previous single-season high (14 with PHI in 2006)...Led the majors with 15 HBP from 8/4 through the end of the season, 9 more than the next highest total in that time (6 players with 6 HBP).
- 🔥 Led the Sox and tied for 3rd in the AL with a career-high 10 sacrifice hits...Was just the 2nd Red Sox since 2000 to record double-digit sac hits (also Darnell McDonald in 2010 with 12).
- 🔥 Was successful in 21 of 24 stolen base attempts for an 87.5 SB percentage, 5th best in the AL (min. 20 attempts).
- 🔥 Became the 1st ever Red Sox to collect at least 10 sacrifice hits, 15 homers, and 20 stolen in a season...Was the 1st in MLB to do it since NYY's Derek Jeter in 2004.
- 🔥 Was the 7th-hardest AL batter to double up (95.4 AB/GIDP, 5 GIDP).
- 🔥 Finished 7th among AL leaders with a .322 home AVG (75-for-233).
- 🔥 Switch-hitter batted .310 (15-for-268) with 12 of 15 home runs while batting right-handed...Hit .273 (57-for-209) batting lefty.
- 🔥 Hit .300 with 6 home runs batting right-handed vs. RHP...Primarily hit right-handed against righty hurlers from the 3rd inning on 8/4 vs. ARI through the remainder of the season...Also had 3 right-handed PA against RHP R.A. Dickey on 4/7.

FLYIN' HAWAIIAN

- 🔥 2-time All-Star (2009, 2011)
- 🔥 4-time Rawlings Gold Glove Award Winner (2008, 2009, 2010, 2013)
- 🔥 2-time World Champion (2008, 2013)



Shane Victorino, Continued

🔴 Tied for the ML lead with 3 game-winning RBI in extra innings, the most in a season by a Red Sox since David Ortiz had 3 in 2006.

🔴 Hit .406 (26-for-64) with 8 doubles, 4 homers, and 12 RBI in 16 games vs. the NL, including 9 multi-hit efforts... Was the 3rd-best Interleague AVG in MLB.

🔴 Made a career-high 106 starts in RF and his 110 games at the position was the 2nd-highest total of his career (114 in 2007 with PHI)...Also made 11 starts in CF (15 G).

🔴 T-6th in the AL with a team-leading 10 outfield assists...His 9 assists from RF tied for the AL lead and marked the most by a Red Sox RF since Trot Nixon in 2005 (9).

🔴 Became the 1st player to reach double digits in home runs, stolen bases, sacrifice hits, and outfield assists since BAL's Brady Anderson in 1992 (21 HR, 53 SB, 10 SH, 10 OA)...Was the 1st ever Red Sox to put together that particular quadruple-double in a season.

🔴 According to Fangraphs, led all AL outfielders in Ultimate Zone Rating (24.0).

🔴 During Spring Training, played for Team USA in the World Baseball Classic.

🔴 Made 7th straight Opening Day start on 4/1 at NYY, with the previous 6 coming with the Phillies...Was his 2nd Opening Day start in RF (also 2007) after 5 straight in CF (2008-12).

🔴 Hit a walk-off infield single in the 10th inning on 4/13 vs. TB, his 5th career walk-off hit.

🔴 Missed 7 games from 4/25-5/2 due to low back tightness...Had also missed both ends of the Sox' 4/21 double-header with the same injury.

🔴 Left in the 6th inning on 5/20 at CWS with left hamstring tightness and placed on 15-day DL on 5/24 (retro to 5/21) with a left hamstring strain...Appeared in 1 rehab game for Triple-A Pawtucket (2-for-4, HR) before being activated on 6/8.

🔴 Hit .297 with 13 of his 15 home runs and 51 of his 61 RBI after coming off the DL on 6/8.

🔴 Collected a season-high 4 hits and matched a then-career high with 5 RBI on 6/21 at DET.

🔴 After the All-Star break, ranked 2nd on the Sox with 37 RBI (David Ortiz, 38) and T-2nd with 11 home runs (Mike Napoli, 12; Ortiz also 11).

🔴 Had a .321 AVG (63-for-196) with 13 doubles, 10 HR, and 33 RBI over his final 49 games beginning 7/30...In that time, led the Sox and ranked among AL leaders with a .541 SLG (4th), .932 OPS (3rd), and 106 total bases (T-10th).

🔴 Reached in 26 of his last 31 games with a PA, batting .341 (42-for-123) 8 2B, 8 HR, 24 RBI, 4 BB, and 11 HBP.

🔴 Ranked among AL August leaders while leading the Sox in home runs (T-6th, 7), RBI (4th, 22), runs (2nd, 24), hits (3rd, 38), XBH (T-6th, 15), total bases (3rd, 67), and SLG (11th, .578)...The 7 homers (tied, also July 2008 with PHI) and 22 RBI were single-month career highs.

🔴 Named AL Player of the Week for 7/29-8/4, his 1st career weekly award...Batted .433 (13-for-30) with 3 2B, 2 HR, 7 RBI, BB, 2 HBP...Led the AL with 21 total bases.

🔴 Tallied a game-winning, 2-run single with 2 outs in the 11th on 8/13 vs. TOR...Also threw out Jose Reyes at the plate in the 6th inning of that game.

🔴 Collected a career-high 7 RBI on 8/27 vs. BAL, going 3-for-3 with a double, 2 homers, a walk, and a HBP...Was the most RBI by a Red Sox since J.D. Drew had 7 on 6/8/07 at ARI, and tied for the most in a game in the majors all year...Was the 1st Red Sox with 7 RBI and 4 runs scored in a game since Dwight Evans on 8/13/88 vs. DET (7 RBI, 4 R)...Was the 1st player in franchise history to go 3-for-3 or better with at least 2 homers, 4 runs, and 7 RBI (Elias).

🔴 Drove in the winning run at NYY on both 9/5 (8th-inning 2-run homer, his 2nd HR in as many games off Preston Claiborne) and 9/6 (10th-inning RBI single off Rivera).

🔴 On 12/16, underwent successful nerve release surgery on his right thumb, performed by Dr. Thomas Graham in Cleveland, OH.

POSTSEASON: Played 14 games, all starts, during the Red Sox' run to the World Series title...Hit .216 (11-for-51) with 2 doubles and 2 walks...His 12 postseason RBI ranked 2nd on the team, 1 shy of David Ortiz (13)...Drove in the game-winning run in all 3 postseason clinchers, the most by a player in a single postseason...Was hit by a pitch 7 times, the ML record for a single postseason...Hit safely in all 4 ALDS games vs. TB and set a DS record with 4 HBP...T-1st among 2013 DS batters with a .556 OBP (min. 10 PA)...Put the Sox ahead for good with a 2-out RBI infield single in 7th inning of the deciding Game 4 at TB...Started all 6 ALCS games vs. DET...Knocked a game-winning grand slam in the 7th inning of the clinching Game 6 of the ALCS vs. DET off Jose Veras, his 2nd career postseason slam (also G2 of 2008 NLDS vs. MIL off CC Sabathia)...Played the first 3 World Series games vs. STL...Scratched from the Game 4 lineup due to lower back tightness and did not play in Game 5...Returned for the final contest, a 6-1 victory in Game 6, going 2-for-3 with a double, 4 RBI, and a walk...Put the Sox on the board with a bases-clearing 3-run double in the 3rd inning...Also had a bases-loaded single in the 4th inning.

2012: Split the season between the Phillies and Dodgers following a trade to LAD on 7/31.

🔴 Had a career-high 39 stolen bases between both clubs which ranked 4th most among all NL players.

🔴 Finished tied for 6th among NL outfielders with 9 assists.

Shane Victorino, Continued

👉 Was 10th-hardest hitter in NL to strikeout, averaging 8.33 PA per strikeout (666 PA/80 SO).

👉 Made his 6th straight Opening Day start in the outfield for the Phillies (5th straight in CF).

👉 Reached base safely in his 1st 11 games of the season (.362 OBP), including a 10-game hitting streak, 4/7-17 (.325, 13-for-40, 2B, HR, 3 RBI).

👉 Had a season-high 5 RBI, 6/8 at BAL.

👉 Picked up the 1,000th hit of his career with a single off Matt Cain, 7/21 vs. SF.

👉 Committed only 2 errors on the season and had a streak of 273 games (269 starts) without an error snapped, 7/28 at ATL with his 1st error since 8/14/10 at NYM.

👉 Acquired by LAD (NL) in exchange for RHPs Josh Lindblom and Ethan Martin and a player to be named later (INF Stefan Jarrin) on 7/31.

2011: Hit a career-high 16 triples for the Phillies to tie NYM's Jose Reyes for the major league lead.

👉 Voted onto the NL All-Star team via the Final Vote on MLB.com (did not play in game)...Was his 2nd All-Star selection.

👉 Was presented with the Mike Schmidt Player of the Year Award by the Philadelphia chapter of the BBWAA.

👉 Finished tied for 4th in the NL in stolen base percentage (86.4) and tied for 7th in runs (95)...Was the 9th-hardest batter to strike out in the NL (9.3 PA/SO).

👉 Had his 3rd career quadruple double (double-digits in 2B, 3B, HR, and SB), the only NL player to accomplish the feat...Recorded 27 doubles, 16 triples, 17 homers, and 19 steals.

👉 Of his 17 HR, 6 gave the Phillies a lead and 2 tied the game.

👉 Did not commit an error all season to lead all NL center fielders in fielding percentage (1.000, 296 TC).

👉 Made his 5th consecutive Opening Day start (2007-11) and 4th in CF.

👉 Hit his 1st career inside-the-park HR, 4/24 at SD off Wade LeBlanc.

👉 Stole the 150th base of his ML career, 5/5 vs. WSH.

👉 Was on the 15-day disabled list from 5/20-6/2 (retroactive to 5/19) with a right hamstring strain...Originally left the game on 5/14 at ATL, in the bottom of the 8th inning with right hamstring soreness.

👉 Had his 2nd 15-day DL stint, 7/8-18 (retroactive to 7/4) with a right thumb ligament sprain after originally injuring it on 7/3 at TOR.

👉 Slugged his 1st career extra-inning HR, 8/1 at COL (10th), to give the Phillies the lead and eventual win.

👉 Served a 2-game suspension, 8/18-19, for his actions during a bench-clearing incident on 8/5 at SF.

POSTSEASON: Batted .316 between all 5 games of the NLDS vs. St. Louis.

2010: Set career-bests in home runs (18) and RBI (69) for the Phillies.

👉 Won his 3rd consecutive Gold Glove after leading all NL CF in assists (11) and finishing 2nd in double plays (4)...Overall, finished tied with Jeff Francoeur for the NL lead in outfield assists.

👉 Ranked 2nd among all NL center fielders in fielding pct. (.995), committing only 2 errors in 373 total chances.

👉 Finished 2nd in the NL in stolen base percentage (85.0) and tied for 3rd in triples (10) and steals (34).

👉 Collected his 2nd career quadruple double (26 2B, 10 3B, 18 HR, 34 SB)...Was 1 of only 4 ML players to do it, along with ARI's Stephen Drew, NYM's Jose Reyes, and TB's Carl Crawford.

👉 Was his 3rd career 30-steal season.

👉 Set a career high with 5 RBI, 4/14 vs. WSH.

👉 Hit his 2nd career grand slam, 5/2 vs. NYM off Johan Santana.

👉 Was on the 15-day DL, 7/28-8/11 (left abdominal strain).

👉 Broke up Hiroki Kuroda's no-hitter with a 1-out single in the 8th inning, 8/30 at LAD.

👉 Had a season-best 11-game hit streak, 9/6-18.

👉 Hit his 1st career leadoff HR, 9/24 vs. NYM (R.A. Dickey).





Shane Victorino, Continued

👉 Batted a career-best .321 (53-for-165) vs. LHP.

👉 After the season, received the Tug McGraw Media Good Guy Award, as voted by the Philadelphia chapter of the BBWAA.

POSTSEASON: Had 5 RBI in the postseason to take over the all-time franchise lead in postseason RBI (28 through 2010; since passed by Ryan Howard, 33).

2009: Led the NL in triples (13), finished 2nd in 4-hit games (5), 4th in at-bats (620), 6th in multi-hit games (53), 7th in runs (102), 8th in hits (181), and tied for 9th in doubles (39).

👉 Played in the World Baseball Classic for Team USA.

👉 Won his 2nd straight NL Rawlings Gold Glove.

👉 Became the 4th Hawaiian-born player – and 1st position player – to make an All-Star team (also Ron Darling, Charlie Hough and Sid Fernandez)...Was his 1st career selection.

👉 Set career highs in games (156), at-bats, hits, doubles, and walks (60).

👉 Finished tied for 5th among NL CF in assists (8).

👉 Batted .315 (58-for-184) in the 7th inning or later, 9th-best in the NL.

👉 Collected his 1st career quadruple double (39 2B, 13 3B, 10 HR, 25 SB), the only ML player to accomplish the feat in 2009.

👉 Had a career-best 16-game hitting streak, 4/19-5/8 (.352, 25-for-71, 5 2B, 2 3B, 3 HR, 15 RBI, 16 R).

👉 Hit 1st regular season grand slam, 4/24 at FLA (Matt Lindstrom), a game-winner with 2 outs in the 9th inning.

👉 Finished tied for the NL lead in hits (40) in July and was tied for 2nd in runs scored (22).

👉 Ejected for the 1st time in his career, 8/9 vs. FLA (Ed Rapuano), for arguing balls and strikes from center field.

👉 Hit .357 (82-for-230) at home from 5/26 through the remainder of the season.

👉 Batted .429 (6-for-15) with the bases loaded.

POSTSEASON: Hit a combined .293 (17-for-58), 3 HR, 9 RBI in 15 postseason games for the NL Champion Phillies.

2008: Was a member of the Phillies' World Championship team that defeated TB in the Fall Classic, 4-games-to-1.

👉 Won his 1st Rawlings Gold Glove after finishing 4th among NL center fielders in fielding percentage (.994; 2 E/323 TC) and T-4th in assists (7).

👉 Finished 3rd in the NL in infield hits (34), 5th in triples (8), 6th in steals (36), tied for 6th in bunt hits (9), and tied for 8th in multi-hit games (50).

👉 Tied his career high in runs (102) and posted a then-career-high .293 AVG (hit .294 in 2013).

👉 Made 134 starts in CF and 4 in RF.

👉 Placed on the 15-day DL, 4/13 (right calf strain)...Played in 5 rehab games before being activated on 4/29.

👉 His 7 HR in July were a career best for a single month (later matched in August 2013).

👉 Tallied 8 HR and 17 RBI over an 18-game span, 7/12-8/5...Collected a season-high 4 RBI twice, 7/1 at ATL and 7/27 vs. ATL.

👉 Hit multiple triples for the 1st time in his ML career, 6/6 at ATL.

👉 Tied his then-career high with a 14-game hitting streak, 5/19-6/2 (.400, 24-for-60, HR, 7 RBI).

👉 Had his 1st career multi-HR game, 7/12/08 vs. ARI.

👉 Batted .359 (42-for-117) leading off an inning.

👉 Hit .462 (24-for-52), 5 2B, 3B, 3 HR, 6 RBI over his final 13 games of the season.

POSTSEASON: Set a Phillies single postseason club record for RBI (13, since past by Ryan Howard's 17 in 2009)...His 13 RBI ranked tied for 2nd among all major leaguers in 2008 playoffs (TB's B.J. Upton, 16)...Clubbed the 1st grand slam in Phillies playoff history in Game 2 of the NLDS against the Brewers (CC Sabathia)...Became the 3rd player in team history to collect 4 RBI in an LCS game, 10/10 vs. LAD...Hit a game-tying 2-run HR in the 8th inning of Game 4 of the NLCS at LAD (Cory Wade).

2007: Made his 1st career Opening Day start in RF for the Phillies.

👉 Finished 6th in the NL in steals, 4th in stolen base percentage (90.2), and tied for 6th in OF assists (10).

👉 Scored 23 runs in May, 2nd most among NL players (FLA's Dan Uggla, 24).

👉 Had 3 consecutive multi-steal games, 5/3-5 at SF, becoming the 1st MLB player to do so since 1997 (CLE's Omar Vizquel) and 1st Phillie since 1982 (Bob Dernier).

👉 Hit 1st career walk-off HR, 6/3 vs. SF, which was also Shane Victorino Hula Figurine Day at Citizens Bank Park.

👉 Had a career-best 14-game hit streak, 6/7-22 (.311, 19-for-61, 3 HR, 7 RBI).

👉 Tied his career high with 5 hits, 7/17 at LAD.

👉 Had 32 multi-hit games, including 11 with at least 3 hits.

Shane Victorino, Continued

Was successful in 26 consecutive stolen base attempts, 5/18-7/13, the longest streak by a Phillie since Jimmy Rollins stole 35 straight in 2001.

Had 6 multi-steal games.

Suffered a right calf strain on 7/30 at CHI and was placed on the 15-day DL on 7/31...Hit .273 (3-for-11) in 3 rehab games with Double-A Reading and Single-A Lakewood and was activated on 8/22.

Hit .340 (35-for-103) with 10 multi-hit games in 24 July games after hitting .248 (27-for-109) in 28 June games.

POSTSEASON: Made his 1st career postseason appearance with the Phillies...Belted his 1st career postseason HR in Game 3 of the NLDS vs. COL.

2006: Spent his 1st full season in the majors with the Phillies where he led the club in sac hits (8) and outfield assists (11).

Did not commit an error all season in 232 total chances.

Finished 6th in the NL in OF assists and tied for 6th in HBP (14).

Batted .412 (21-for-51) through his 1st 35 games.

Was the only Phillie to start at all 3 OF positions: 60 in CF, 17 in RF, 3 in LF.

Had hits in 7 consecutive AB, 5/11-13, the 1st Phillie to do that since Jimmy Rollins in 2002.

Hit .339 (20-for-59), 4 2B, 3B, 2 HR, 7 RBI playing every day in place of CF Aaron Rowand, who was on the 15-day DL, 5/12-26.

Moved into an everyday role following the trade of RF Bobby Abreu on 7/31.

Batted .345 (50-for-145) over a 36-game span, 8/2-9/9.

Reached base safely in 23 straight games, 8/21-9/14 (.411 OBP).

Collected a career-high 5 hits, 9/29 at FLA, a team season high.

Batted .370 (17-for-46) in his final 9 games of the season.

Hit a combined .329 (74-for-225), 2 HR, 28 RBI vs. the NL East.

2005: Named the Triple-A International League Most Valuable Player, the 1st-ever Scranton/Wilkes-Barre player to receive the award...Also won Scranton's Player of the Year and Community Service Awards.

Was the 4th player in Red Barons history to reach double figures in doubles (25), triples (16), and HR (18) for Scranton (also Marlon Anderson, Jimmy Rollins, and Dave Doster).

Led all minor league players in triples.

Named as a starting outfielder on the IL post-season All-Star team.

Hit 13 HR at Lackawanna County Stadium, breaking Jason Michaels' 2001 record of 12.

Twice named IL and Phillies Minor League Player of the Week, 6/25-31 (.481, HR, 6 RBI) and 8/8-14 (.542, HR, 7 RBI).

Homered from both sides of the plate, 5/4 at Buffalo, becoming just the 2nd player in Scranton history to do that (Darren Burton, 4/23/98 at Rochester).

Reached season highs with 2 HR and 5 RBI, 5/10 vs. Pawtucket, including a 1st-inning grand slam.

Was in the midst of a 22-game hit streak when his contract was selected on 9/1.

Made his Phillies debut, 9/3 at WSH (pinch-ran and scored a run).

Knocked in the go-ahead run with a 2-out, pinch-hit RBI single, 9/7 vs. HOU – his 1st hit as a Phillie.

Slugged 1st ML HR, 9/22 at ATL, a pinch-hit 3-run shot in the 9th inning (Tim Hudson) to give the Phils a 3-0 lead.

His 2nd ML HR, 9/28 vs. NYM, was also as a pinch-hitter...Led the Phillies with 7 pinch RBI.

Named to USA Baseball's 2005 Regional Olympic Qualifying Team roster.





Shane Victorino, Continued

2004: Set a pro high with 19 HR between Double-A Jacksonville and Triple-A Las Vegas.

- 🔥 Hit .296 (21-for-71) in his final 23 games with the club before being transferred to Jacksonville on 6/9.
- 🔥 Led Jacksonville in HR (16), runs (70), and triples (7), despite playing only 75 games.
- 🔥 Combined, hit .293, 19 HR, 63 RBI, 98 R in 130 games.
- 🔥 Also played for Zulia in the Venezuelan Winter League.
- 🔥 Was selected by the Phillies in the annual Rule 5 Draft on 12/13.

2003: Made his major league debut for the Padres as a pinch-runner, 4/2 vs. SF.

- 🔥 Made 17 starts for the Padres: 11 in CF, 5 in LF, and 1 in RF.
- 🔥 Got his 1st ML hit, 4/20 at COL off Shawn Chacon.
- 🔥 Was returned to the Dodgers on 5/28 and assigned to Double-A Jacksonville.
- 🔥 Stole a season-high 3 bases, 6/24 vs. Orlando.
- 🔥 Promoted to Triple-A Las Vegas in August.

2002: Played for Double-A Jacksonville where he ranked 2nd in the Southern League and led all Dodgers minor leaguers in steals (45).

Hit .330 for Arizona Fall League champion Peoria.

2001: Spent the season with High-A Wilmington and earned Minor League Player of the Month honors for July.

2000: Led Short-A Yakima in stolen bases (21).

1999: Spent his 1st pro season with Rookie-level Great Falls and led the club in steals (20).

- 🔥 Named the Fastest Baserunner in the Dodgers organization by *Baseball America*.

Personal

- 🔥 Married to Melissa...The couple has a daughter, Kali'a Makenna (3/30/07), and a son Kingston Shane (9/30/10), and he has 1 stepson, Keenan (10/1/95).
- 🔥 Was a 1999 graduate of St. Anthony's High School (HI)...Was an all-star the football, soccer, baseball, and track teams.
- 🔥 Appeared in an episode of CBS' *Hawaii Five-0* in 2012.
- 🔥 His biography, *Shane Victorino: The Flyin' Hawaiian* was published in March of 2011.

IN THE COMMUNITY

Shane established the Shane Victorino Foundation in 2010 with wife his Melissa...The non-profit is dedicated to promoting opportunities for underserved youth by providing educational, recreational, and wellness programs...The foundation's largest initiative to date was donating nearly \$1 million towards the renovation of the Shane Victorino Nicetown Boys & Girls Club, a century-old facility located in an impoverished area of Philadelphia...Hosts an annual Celebrity Golf Tournament on Maui which has raised over \$500,000 to provide after-school activities, tutoring, literacy programs, leadership training, and more to children in Shane's native Hawaii...In 2013, his first year with the Red Sox, also participated in the Children's Hospital of Southwest Florida Golf Classic...Recorded an anti-tobacco public service announcement for the Massachusetts Dental Society...Attended multiple events benefitting the Red Sox Foundation, including Casino Night, the Welcome Home Party and Picnic in the Park...Attended the opening ceremony of One Run Boston, and visited victims of the Boston Marathon bombings in the hospital...Hosted children from various Boston non-profit organization at games throughout the season as part of his Flyin' Hawaiian All-Stars program...Also hosted the Flyin' Hawaiian All-Stars during his time with the Phillies, and welcomed children from the Boys & Girls Clubs and Special Olympics at Citizens Bank Park...In 2011, won the Branch Rickey Award, which honors humanitarians in Major League Baseball who personify 'service above self'...Was the Phillies club nominee for MLB's Roberto Clemente Award in 2010 and won the Phillies Community Service award that same year.

Shane Victorino, Continued

Shane Victorino's Career Record

YEAR	CLUB	AVG.	G	AB	R	H	2B	3B	HR	RBI	SH	SF	HB	BB	SO	SB	CS	E
1999	Great Falls	.280	55	225	53	63	7	6	2	25	6	3	0	20	31	20	5	2
2000	Yakima	.246	61	236	32	58	7	2	2	20	12	2	3	20	44	21	9	11
2001	Wilmington	.283	112	435	71	123	21	9	4	32	13	1	5	36	61	47	13	6
	Vero Beach	.167	2	6	2	1	0	0	0	0	0	0	0	3	1	0	0	0
2002	Jacksonville	.258	122	481	61	124	15	1	4	34	16	2	4	47	49	45	16	4
2003	Jacksonville	.282	66	266	37	75	9	4	2	15	2	1	3	21	41	16	7	4
	SAN DIEGO	.151	36	73	8	11	2	0	0	4	1	1	1	7	17	7	2	0
	Las Vegas	.390	11	41	6	16	1	2	1	9	2	1	0	1	5	0	1	1
2004	Las Vegas	.235	55	200	28	47	9	1	3	20	4	0	1	11	37	7	2	2
	Jacksonville	.328	75	293	70	96	13	7	16	43	5	5	5	20	64	9	7	2
2005	Scranton/WB	.310	126	494	93	153	25	16	18	70	5	4	5	51	74	17	9	3
	PHILADELPHIA	.294	21	17	5	5	0	0	0	2	8	0	2	0	3	0	0	0
2006	PHILADELPHIA	.287	153	415	70	119	19	8	6	46	8	1	14	24	54	4	3	0
2007	Reading	.333	2	6	0	2	0	0	0	1	0	0	0	0	0	1	0	0
	PHILADELPHIA	.281	131	456	78	128	23	3	12	46	5	2	10	37	62	37	4	3
	Lakewood	.200	1	5	1	1	0	0	0	0	0	0	0	0	1	0	0	0
2008	Cleanwater	.400	2	5	1	2	0	0	0	1	0	0	0	2	1	0	1	0
	PHILADELPHIA	.293	146	570	102	167	30	8	14	58	5	0	7	45	69	36	11	2
	Reading	.333	1	3	0	1	0	0	0	0	0	0	0	0	0	0	0	0
	Lehigh Valley	.375	2	8	0	3	0	0	0	0	0	0	0	0	0	0	0	0
2009	PHILADELPHIA	.292	156	620	102	181	39	13	10	62	4	4	6	60	71	25	8	1
2010	Lehigh Valley	.667	2	6	1	4	0	1	1	3	0	0	0	0	0	0	0	0
	PHILADELPHIA	.259	147	587	84	152	26	10	18	69	0	1	7	53	79	34	6	2
2011	Lakewood	.167	2	6	1	1	0	0	0	2	0	0	0	1	2	0	0	0
	PHILADELPHIA	.279	132	519	95	145	27	16	17	61	6	0	6	55	63	19	3	0
	Reading	.333	4	15	2	5	1	0	1	3	0	1	1	1	2	1	2	0
2012	PHILADELPHIA	.261	101	387	46	101	17	5	9	40	5	2	2	35	49	24	4	1
	LOS ANGELES (NL)	.245	53	208	26	51	12	2	2	15	4	1	4	18	31	15	2	1
2013	BOSTON	.294	122	477	82	140	26	2	15	61	10	2	18	25	75	21	3	3
	Pawtucket	.500	1	4	1	2	0	0	1	1	0	0	0	0	1	0	0	0
Major League Totals		.277	1198	4329	698	1200	221	67	105	470	48	16	75	359	573	222	46	13
Minor League Totals		.284	702	2735	460	777	108	49	55	279	65	20	27	234	414	184	72	35
Red Sox Totals		.294	122	477	82	140	26	2	15	61	10	2	18	25	75	21	3	3

1999 Signed by the Los Angeles Dodgers as a sixth-round selection in the June Draft

2002 Selected by the San Diego Padres in the Rule 5 Draft on 12/16

2003 Returned to the Los Angeles Dodgers on 5/29

2004 Selected by the Philadelphia Phillies in the Rule 5 Draft on 12/13

2007 On disabled list with a right calf strain, 7/31-8/21

2008 On disabled list with a right calf strain, 4/13-4/28

2010 On disabled list with a left abdominal strain, 7/28-8/11

2011 On disabled list with a right hamstring strain, 5/19-6/2

2011 On disabled list with a sprained right thumb, 7/4-7/18

2012 Acquired by the Los Angeles Dodgers in exchange for RHP Josh Lindblom, RHP Ethan Martin, and a player to be named later (INF Stefan Jarrin) on 7/31

2012 Signed by the Boston Red Sox as a free agent on 12/13

2013 On disabled list with a left hamstring strain, 5/21-6/7

Additional Batting Statistics

YEAR	CLUB	OBP	SLG	OPS	TB	GDP
2003	SAN DIEGO	.232	.178	.410	13	5
2005	PHILADELPHIA	.263	.647	.910	11	0
2006	PHILADELPHIA	.346	.414	.760	172	5
2007	PHILADELPHIA	.347	.423	.770	193	10
2008	PHILADELPHIA	.352	.447	.799	255	8
2009	PHILADELPHIA	.358	.445	.803	276	5
2010	PHILADELPHIA	.327	.429	.756	252	6
2011	PHILADELPHIA	.355	.491	.847	255	4
2012	PHILADELPHIA	.324	.401	.724	155	4
	LOS ANGELES (NL)	.316	.351	.667	73	1
2013	BOSTON	.351	.451	.802	215	5
Major League Totals		.342	.432	.774	1870	53

Shane Victorino, Continued

Division Series Record

YEAR	CLUB	AVG.	G	AB	R	H	2B	3B	HR	RBI	SH	SF	HB	BB	SO	SB	CS	E
2007	PHI vs. COL	.222	3	9	2	2	0	0	1	1	0	0	0	0	1	1	0	0
2008	PHI vs. MIL	.357	4	14	2	5	3	0	1	5	0	0	0	3	0	3	0	0
2009	PHI vs. COL	.353	4	17	4	6	1	0	1	1	1	0	0	1	1	1	0	0
2010	PHI vs. CIN	.231	3	13	2	3	1	0	0	3	0	0	0	1	0	1	0	0
2011	PHI vs. STL	.316	5	19	2	6	1	0	0	2	0	0	0	0	0	0	0	1
2013	BOS vs. TB	.429	4	14	2	6	0	0	0	3	1	0	4	0	3	1	0	0
Division Series Totals		.326	23	86	14	28	6	0	3	15	2	0	4	5	5	7	0	1

League Championship Series Record

YEAR	CLUB	AVG.	G	AB	R	H	2B	3B	HR	RBI	SH	SF	HB	BB	SO	SB	CS	E
2008	PHI vs. LAD	.222	5	18	2	4	0	1	1	6	1	0	0	2	1	0	0	0
2009	PHI vs. LAD	.368	5	19	4	7	1	1	2	6	0	0	2	2	2	1	1	0
2010	PHI vs. SF	.208	6	24	3	5	1	0	0	2	1	0	1	2	6	1	0	0
2013	BOS vs. DET	.125	6	24	2	3	1	0	1	5	0	0	2	0	9	1	0	1
LCS Totals		.224	22	85	11	19	3	2	4	19	2	0	5	6	18	3	1	1

World Series Record

YEAR	CLUB	AVG.	G	AB	R	H	2B	3B	HR	RBI	SH	SF	HB	BB	SO	SB	CS	E
2008	PHI vs. TB	.250	5	20	1	5	0	0	0	2	0	0	0	1	3	0	0	0
2009	PHI vs. NYY	.182	6	22	3	4	1	0	0	2	0	1	1	3	1	0	0	0
2013	BOS vs. STL	.154	4	13	2	2	1	0	0	4	0	0	1	2	2	0	0	0
World Series Totals		.200	15	55	6	11	2	0	0	8	0	1	2	6	6	0	0	0

All-Star Game Record

YEAR	CLUB	AVG.	G	AB	R	H	2B	3B	HR	RBI	SH	SF	HB	BB	SO	SB	CS	E
2009	NL at STL	.500	1	2	1	1	0	0	0	0	0	0	0	0	1	0	0	0
2011	NL at ARI																	
All-Star Game Totals		.500	1	2	1	1	0	0	0	0	0	0	0	0	1	0	0	0

Selected—Did Not Play

World Baseball Classic Record

YEAR	CLUB	AVG.	G	AB	R	H	2B	3B	HR	RBI	SH	SF	HB	BB	SO	SB	CS	E
2009	USA	.316	8	19	3	6	0	0	0	1	0	0	0	1	0	0	0	0
2013	USA	.091	4	11	0	1	0	0	0	1	0	0	0	0	5	0	0	0
WBC Totals		.233	12	30	3	7	0	0	0	2	0	0	0	1	5	0	0	0

Career Fielding Record

YEAR	CLUB	POS	PCT.	G	GS	PO	A	E	TC	DP
2003	SAN DIEGO	OF	1.000	32	17	42	3	0	45	0
2005	PHILADELPHIA	OF	-	12	0	0	0	0	0	0
2006	PHILADELPHIA	OF	1.000	122	80	221	11	0	232	3
2007	PHILADELPHIA	OF	.988	117	101	232	10	3	245	4
2008	PHILADELPHIA	OF	.994	143	138	328	7	2	337	2
2009	PHILADELPHIA	OF	.997	149	149	336	8	1	345	1
2010	PHILADELPHIA	OF	.995	143	142	360	11	2	373	4
2011	PHILADELPHIA	OF	1.000	130	128	296	0	0	296	0
2012	PHILADELPHIA	OF	.996	101	99	232	7	1	240	3
	LOS ANGELES (NL)	OF	.991	53	52	110	2	1	113	1
2013	BOSTON	OF	.990	122	117	296	10	3	309	3
Career Totals		OF	.995	1124	1024	2453	69	13	2535	21

Career Single-Game Highs

HITS	5, 2 times, last 7/17/07 for PHI at LAD
DOUBLES	3, 9/11/09 for PHI vs. NYM
HOME RUNS	2, 2 times, last 8/27/13 vs. BAL
RBI	7, 8/27/13 vs. BAL
RUNS SCORED	5, 7/6/09 for PHI vs. CIN
WALKS	3, 3 times, last 8/24/10 for PHI vs. HOU
STRIKEOUTS	3, 12 times, last 9/22/13 vs. TOR
STOLEN BASES	2, 24 times, last 7/21/13 vs. NYY
HITTING STREAK	16, 4/19/09-5/7/09
EJECTIONS (5)	8/9/2009 vs. FLA (HP E. Rapuano) 9/20/2009 at ATL (2B C. Fairchild) 9/19/10 vs. WSH (3B A. Hernandez) 8/5/11 vs. SF (HP M. Muehlenski) 8/7/13 at HOU (3B, B. Knight)

Home Run Notes

MULTI-HOME RUN GAMES (2)
2-HOME RUN GAMES (2)
7/12/08 for PHI vs. ARI
8/27/13 vs. BAL
LEADOFF HOME RUNS (1)
9/24/10 for PHI vs. NYM off R.A. Dickey
GRAND SLAMS (2)
4/24/09 for PHI at FLA off Matt Lindstrom
5/2/10 for PHI vs. NYM off Johan Santana
PINCH-HIT HOME RUNS (3)
9/22/05 for PHI at ATL off Tim Hudson
9/28/05 for PHI vs. NYM off Tim Hamulack
9/26/07 for PHI vs. ATL off Tim Hudson
EXTRA-INNING HOME RUNS (1)
8/1/11 for PHI at COL off Rex Brothers (10th)
GAME-ENDING HOME RUNS (1)
6/3/07 for PHI vs. SF off Kevin Correia
INSIDE-THE-PARK HOME RUNS (1)
4/24/11 for PHI at SD off Wade LeBlanc

Shane
Victorino

BRAYAN VILLARREAL 60

Full Name: Brayan Rene Villarreal

Bats: Right **Throws:** Right **Height:** 6-0 **Weight:** 170

Opening Day Age: 26 (Turns 27 on May 10)

Born: May 10, 1987 in La Guaira, VZ **Resides:** Valencia, VZ

Major League Service: 1 year, 84 days

Acquired: From Detroit in a 3-team, 7-player deal that brought RHP Jake

Peavy to Boston from Chicago (AL)

Signed By: Ramon Pena (Tigers)

Contract Status: Signed through 2014



RHP

Non-Roster Invitee

Career Highlights

🔥 Entering his 1st full season in the Red Sox organization following his acquisition from DET on 7/30/13...Was a part of the three-team, seven-player deal between DET and CWS that brought RHP Jake Peavy to BOS.

🔥 Made his BOS debut on 8/20/13 at SF.

🔥 Appeared in 4 games for Pawtucket in the 2013 International League playoffs.

🔥 Spent the first 7 and a half years of his career in the DET organization...Was signed by the Tigers as an international free agent in October of 2005.

🔥 Made the Tigers 2011 Opening Day roster out of spring training, and his ML debut on 4/2/13 at Yankee Stadium.

🔥 Following the 2011 season was rated by *Baseball America* as the No. 15 prospect in the DET minor league system...Rated the No. 18 prospect following the 2010 season by *Baseball America*, and was rated as having the best slider in the DET system after the 2009 season.

🔥 Combined for 136 SO, the 2nd-most among all DET farmhands in 2010, between High-A Lakeland and Double-A Erie... Was a 2010 Florida State League mid-season All-Star with Lakeland.

🔥 Missed the parts of the 2007 after undergoing right shoulder surgery.

2013: Spent the 1st half of the season in the Tigers organization, and spent the majority of the season with Triple-A Toledo...Acquired by BOS as part of the 3-team, 7-player deal between CWS and DET on 7/30.

🔥 Made DET's Opening Day roster...Made 7 relief appearances before being optioned to Toledo on 4/23.

🔥 No runs allowed in 20 of his 28 appearances for Toledo, and did not allow a HR in his 34.1 innings...Compiled 14 SO in 9.0 IP over his 1st 6 appearances.

🔥 Acquired by the Red Sox from DET on 7/30...In addition, BOS acquired RHP Jake Peavy from CWS, and sent SS Jose Iglesias to DET...OF Avisail Garcia was also acquired by BOS from DET and sent to CWS...Additionally, the Sox sent 3 minor leaguers to CWS.

🔥 Was on the disabled list with a right thumb sprain at the time of the trade, and was optioned to Triple-A Pawtucket and remained on the DL.

🔥 Made 2 rehab appearances for Short-A Lowell from 8/6-9, before joining Pawtucket on 8/14.

🔥 Appeared in 5 regular season games for Pawtucket and did not allow runs in 4 of them.

🔥 Recalled by BOS on 8/19 and made Red Sox debut on 8/20 at SF...Was optioned back to Pawtucket on 8/24.

🔥 Tallied 4 scoreless appearances (2.2 IP) for the PawSox in the International League Playoffs.

2012: Spent the majority of the season with the Tigers where he finished 5th on the club with 50 appearances.

🔥 Began the season with Triple-A Toledo and appeared in one game with the Mud Hens before being recalled by DET on 4/8.

🔥 Did not allow a run in 3 outings with the Tigers before being optioned back to Toledo on 4/13.

🔥 Recalled by the Tigers on 4/26 and suffered the loss in his only outing with DET on 4/27 at NYY before being optioned back to Toledo on 5/6.

🔥 Struck out 9 in 5.0 innings over his 3 games with Toledo before being recalled by the Tigers for the remainder of the season on 5/17.

🔥 Established a career high with a 3-game winning streak 5/27-6/10.

🔥 Had a career-high 5 SO on 5/29 at BOS.

Brayan Villarreal, Continued

- Went 2-0 with a 2.25 ERA (4 ER/16.0 IP) and 22 SO in 12 games in June.
- Posted a 1.44 ERA (5 ER/31.1 IP) in 28 appearances at home compared to a 4.24 ERA (11 ER/23.1 IP) in 22 games on the road.
- Was 3-2 with a 1.55 ERA (5 ER/29.0 IP) in 25 outings prior to the All-Star break and 0-3 with a 3.86 ERA (11 ER/25.2 IP) in 25 appearances after.
- Held left-handed hitters to a .190 AVG (12-for-63) and right-handers to a .206 AVG (26-for-126).
- Pitched for Anzoategui in the Venezuelan Winter League following the season.

Personal

- Attended Liceo Hipolito Cisneros in Venezuela.

IN THE COMMUNITY

Brayan attended the Picnic in the Park in 2013 to benefit the Red Sox Foundation...In 2012 he participated in a pre-game ceremony prior to the annual Fiesta Tigres! game and attended the Tigers' Keeping Kids in the Game Benefit.

Brayan
Villarreal

Brayan Villarreal's Career Record

YEAR	CLUB	W-L	ERA	G	GS	CG	SHO	SV	IP	H	R	ER	HR	HB	BB	SO	WP	BK
2006	VSL Tigers	0-2	3.48	14	5	0	0	0	41.1	35	23	16	3	5	20	23	4	0
2007	GCL Tigers	0-0	6.23	1	1	0	0	0	4.1	4	4	3	0	0	3	5	0	0
2008	West Michigan	0-1	16.20	1	1	0	0	0	3.1	7	7	6	1	1	1	0	0	0
	GCL Tigers	1-5	3.65	11	6	1	0	0	37.0	26	19	15	0	5	11	37	2	2
2009	West Michigan	5-5	2.87	26	16	0	0	2	103.1	85	40	33	5	13	34	118	6	0
2010	Lakeland	7-4	3.47	16	16	1	0	0	85.2	73	37	33	8	6	23	90	2	0
	Erie	0-4	3.71	8	8	0	0	0	43.2	37	21	18	6	4	16	46	4	0
2011	DETROIT	1-1	6.75	16	0	0	0	0	16.0	21	12	12	3	0	10	14	1	0
	Toledo	3-5	5.05	17	10	0	0	0	66.0	65	40	37	6	11	29	40	6	0
2012	DETROIT	3-5	2.63	50	0	0	0	0	54.2	38	20	16	3	1	28	66	9	2
	Toledo	0-0	1.29	8	0	0	0	1	14.0	5	2	2	1	1	7	22	1	1
2013	DETROIT	0-2	20.77	7	0	0	0	0	4.1	8	10	10	1	0	8	6	1	0
	BOSTON	0-0	-	1	0	0	0	0	0.0	0	0	0	0	0	1	0	0	0
	Toledo	2-2	3.15	28	0	0	0	1	34.1	26	13	12	0	3	26	41	3	1
	Lowell	0-0	0.00	2	0	0	0	0	2.2	1	0	0	0	0	0	3	1	0
	Pawtucket	0-1	1.69	5	0	0	0	0	5.1	3	1	1	0	0	4	6	0	0
Major League Totals		4-8	4.56	74	0	0	0	0	75.0	67	42	38	7	1	47	86	11	2
Minor League Totals		18-29	3.59	137	63	2	0	5	441.0	367	207	176	30	49	174	431	29	4
Red Sox Totals		0-0	-	1	0	0	0	0	0.0	0	0	0	0	0	1	0	0	0

2005 Signed by the Detroit Tigers as an international free agent on 10/25

2013 Acquired by the Boston Red Sox in a 3-team, 7-player deal along with RHP Jake Peavy from the Chicago White Sox with Boston sending SS Jose Iglesias to the Detroit Tigers, and OF Avisail Garcia (acquired from Detroit), RHPs J.B. Wendelken and Franciel Montas, and INF Cleuluis Rondon to Chicago on 7/30

Career Fielding Record

YEAR	CLUB	POS	PCT.	G	GS	PO	A	E	TC	DP
2011	DETROIT	P	.750	16	0	0	6	2	8	0
2012	DETROIT	P	.714	50	0	1	4	2	7	1
2013	DETROIT	P	1.000	7	0	0	2	0	2	1
	BOSTON	P	---	1	0	0	0	0	0	0
Career Totals			.765	74	0	1	12	4	17	2

Career Single-Game Highs

INNINGS PITCHED	2.2, 4/26/11 for DET vs. SEA
STRIKEOUTS	5, 5/29/12 for DET at BOS
HITS ALLOWED	4, 4/4/13 for DET at MIN
RUNS ALLOWED	5, 4/4/13 for DET at MIN
WALKS ALLOWED	3, 3 times, last 4/10/13 for DET vs. TOR
HOME RUNS ALLOWED	1, 7 times, last 4/12/13 for DET at OAK
EJECTIONS	None
SCORELESS INNINGS STREAK	7.0, 7/16/12-8/7/12

ALLEN WEBSTER 64

Full Name: Carl Allen Webster
Bats: Right **Throws:** Right **Height:** 6-2 **Weight:** 190
Opening Day Age: 24
Born: February 10, 1990 in Greensboro, NC
Resides: Madison, NC
Major League Service: 44 Days
Acquired: From Los Angeles (NL) in a 9-player deal on August 25, 2012
Signed By: Lon Joyce (Dodgers)
Contract Status: Signed through 2014



RHP

Career Highlights

- ⚡ Made his ML debut with the Red Sox in 2013, his 1st full season in the organization...Appeared in 8 games, making 7 starts over 4 stints with the ML club.
- ⚡ Started the 2nd game of a DH at Fenway Park on 4/21/13 vs. KC in his ML debut...Did not factor into the decision (6.0 IP, 5 H, 2 ER, 1 BB, 5 SO) in BOS' 5-4 loss in 10 innings.
- ⚡ Recorded his 1st ML victory in a start on 7/4/13 vs. SD.
- ⚡ Led Triple-A Pawtucket in 2013 in SO (116) and finished tied for 7th among all International League pitchers in that category.
- ⚡ Was acquired by BOS from LAD with INF Ivan De Jesus, 1B James Loney, and 2 players to be named later (RHP Rubby De La Rosa and 1B/OF Jerry Sands) in exchange for RHP Josh Beckett, LF Carl Crawford, 1B Adrian Gonzalez, INF Nick Punto, and cash considerations on 8/25/12.
- ⚡ Added to the Red Sox 40-man roster on 11/20/11.
- ⚡ For the 2nd straight year, enters the season ranked by *Baseball America* as the No. 4 prospect (No. 2 pitcher) in the Red Sox farm system... Named the No. 88 prospect overall by *BA* this offseason. Also dubbed the No. 9 prospect in the Double-A Southern League in 2012.
- ⚡ Has averaged just 0.42 HR allowed per 9.0 innings pitched (28 HR/599.0 IP) in 131 games (105 starts) for his minor league career.
- ⚡ Participated in the 2013 Red Sox Rookie Development Program.
- 2013: Spent time with both Triple-A Pawtucket and BOS in his 1st full season in the Red Sox organization...Made ML debut and appeared in 8 total games (7 starts) with BOS over 4 stints.**
- ⚡ Made ML debut in a start on 4/21 vs. KC (GM 2)...Was added to the Sox roster as the 26th man for the DH at Fenway Park (ND, 6.0 IP, 5 H, 3 R, 2 ER, BB, 5 SO).
- ⚡ Earned 1st ML win on 7/4 vs. SD (6.0 IP, 5 H, 2 ER, 4 BB, 4 SO).
- ⚡ Each of first 6 appearances for the Red Sox were starts.
- ⚡ Recalled for final time on 9/8 and spent the remainder of the season with BOS...Made only relief appearance on 9/15 vs. NYY (1 R/ER, 1.0 IP).
- ⚡ Made a spot start in place of John Lackey on the final day of the regular season, 9/29 at BAL...Threw 3.0 hitless innings, allowing 3 BB while recording 2 SO and left with a 4-0 lead in the Sox eventual 7-6 loss.
- ⚡ Led Pawtucket and ranked T-7th among all International League pitchers with 116 SO.
- ⚡ Held International League opponents to a .190 AVG (71-for-374)...With RISP, Triple-A opponents hit .218 (19-for-87) and just .200 (8-for-40) with RISP and 2 outs against him.
- ⚡ Allowed 3 ER or less in 18 of 21 starts for the PawSox, including each of his final 8 regular-season starts...Went 3-1 with a 2.56 ERA (13 ER/45.2 IP) in that 8-game stretch.
- ⚡ Fanned a season-high 12 batters on 7/31 vs. Norfolk.
- ⚡ Won a season-high 5 straight starts from 5/3-6/1 and was 5-0 with a 2.25 ERA (7 ER/28.0 IP) in that span...That stretch included a perfect 4-0 record with a 2.08 ERA (5 ER/21.2 IP), 11 BB, 25 SO in 4 starts in May.
- ⚡ Made 1 appearance for the PawSox in the IL Playoffs...Threw 1.0 scoreless inning in Game 1 of the IL Semifinals vs. Rochester on 9/4.

2012: Posted a 3.86 ERA (56 ER/130.2 IP) in 29 outings (24 starts) between LAD's Double-A Chattanooga and Double-A Portland.

- ⚡ Tied for 10th among Double-A hurlers with 129 SO.
- ⚡ Allowed just 2 HR in 130.2 IP for a rate of only 0.14 HR/9.0 IP...Had the 5th-best ground out-to-fly out ratio among Double-A qualifiers.



Allen Webster, Continued

🔥 Ranked 2nd among qualifying full-season Dodgers minor leaguers with a 3.55 ERA (48 ER/121.2 IP) in 27 outings (22 starts) to begin the year, the 7th-best mark among Southern League qualifiers.

🔥 Ranked 3rd among Southern Leaguers with 8.5 SO/9.0 IP as a starter (107 SO/113.2 IP) prior to the trade.

🔥 Had a 7.49 ERA (28 ER/33.2 IP) over his 1st 7 starts of the season through 5/9...Moved to the bullpen for 5 appearances from 5/15-27 and posted a 1.13 ERA (1 ER/8.0 IP) before returning to the rotation for the remainder of the season.

🔥 Over his final 22 outings of the season beginning 5/15, ranked 5th among Double-A qualifiers with a 2.60 ERA (28 ER/97.0 IP) and 8th with a .227 opponent AVG (81-for-357).

🔥 Named Chattanooga's June Pitcher of the Month after compiling a 1.88 ERA (5 ER/24.0 IP) over 4 starts that month.

🔥 Acquired by BOS in 9-player deal with LAD on 8/25 and finished the year with 2 starts for the Sea Dogs.

2011: Combined to go 11-5 with a 4.03 ERA (65 ER/145.0 IP) in 27 games (26 starts) with High-A Rancho Cucamonga and Double-A Chattanooga.

🔥 Tossed 1st complete game shutout of his career on 7/28 vs. Jacksonville, allowing 7 hits and striking out 7.

🔥 With the Quakes, limited opposing hitters to a .228 AVG (46-for-202) with 62 SO in just 54.0 innings before his 5/24 promotion.

🔥 Selected as California League Pitcher of the Week for 4/25-5/1.

🔥 Finished the year as the No. 2 prospect in the Dodgers' system and the 95th-best overall prospect by *Baseball America*...Also judged as having the best change-up among Dodgers farmhands.

2010: Ranked 3rd in the Single-A Midwest League with a 2.88 ERA in 26 games (23 starts) for Great Lakes.

🔥 Named a mid-season Midwest League All-Star.

🔥 Limited opponents to a .239 clip (119-for-497) and held right-handed hitters to a .227 mark (68-for-299).

🔥 Went 6-4 with a 2.64 ERA (19 ER/64.2 IP) in his last 13 starts of the season beginning 6/28, including a 3-1 record with a 1.66 ERA (4 ER/21.2 IP) in 5 July starts.

🔥 Following the season, was ranked by *Baseball America* as the No. 5 pitcher in the Dodgers farm system and the 11th-best prospect in the Midwest League...Also had the best change-up in the Dodgers system.

2009: Tied for the Dodgers' organizational lead among short-season minor leaguers with 77 combined SO between Rookie-level Arizona League and Rookie-level Ogden.

🔥 Began the season with the AZL Dodgers before being transferred to Ogden on 8/19.

🔥 Limited opponents to a .222 AVG (58-for-261) and just 1 HR in 68.2 combined innings.

🔥 Ranked 3rd among AZL qualifiers in ERA (2.08), WHIP (1.03), and opponent AVG (.197) over 12 games (8 starts).

🔥 Named August/September Pitcher of the Month for the AZL Dodgers, posting a 1.62 ERA (3 ER/16.2 IP) in 4 games (3 starts) with the club.

🔥 Following the season, was ranked by *Baseball America* as the No. 3 prospect in the Arizona League and the Dodgers' No. 10 prospect (No. 6 pitcher).

2008: Appeared in 12 games, all in relief, for the Rookie-level Gulf Coast League Dodgers in his pro debut.

🔥 Allowed 12 hits over 18.1 innings for a .197 opponent AVG (12-for-61).

🔥 Did not allow a run in his last 4 outings (5.1 IP), lowering his ERA from 4.85 to 3.44.

🔥 Won his pro debut with a scoreless 5th inning on 6/27 at the GCL Marlins.

🔥 Converted his only save chance on 7/6 at the GCL Nationals (2.0 IP).

Personal

🔥 Participated in the Red Sox Rookie Program in January 2013 and in the Dodgers' Winter Development Program in January 2012.

🔥 Played shortstop and pitched at McMichael (NC) High School.

IN THE COMMUNITY

Allen was a part of local community outreach with the Sox Rookie Program in January 2013 including visiting the Jimmy Fund and Children's Hospital Boston...He attended events benefitting the Red Sox Foundation, including Picnic in the Park and Casino Night ...Also participated in the Children's Hospital of Southwest Florida Golf Classic and met Jimmy Fund patients during their visit to Fenway Park.



Allen Webster, Continued

Allen Webster's Career Record

YEAR	CLUB	W-L	ERA	G	GS	CG	SHO	SV	IP	H	R	ER	HR	HB	BB	SO	WP	BK
2008	GCL Dodgers	1-1	3.44	12	0	0	0	1	18.1	12	9	7	1	4	17	13	3	0
2009	AZL Dodgers	2-1	2.08	12	8	0	0	0	47.2	35	19	11	0	5	14	56	4	0
	Ogden	2-0	3.00	4	3	0	0	0	21.0	23	8	7	1	0	4	21	1	0
2010	Great Lakes	12-9	2.88	26	23	0	0	0	131.1	119	55	42	6	10	53	114	5	1
2011	Rancho Cucu.	5-2	2.33	9	9	0	0	0	54.0	46	18	14	2	4	21	62	1	1
	Chattanooga	6-3	5.04	18	17	1	1	0	91.0	101	53	51	7	8	36	73	5	0
2012	Chattanooga	6-8	3.55	27	22	0	0	0	121.2	120	63	48	1	17	57	117	10	1
	Portland	0-1	8.00	2	2	0	0	0	9.0	13	8	8	1	2	4	12	1	0
2013	BOSTON	1-2	8.60	8	7	0	0	0	30.1	37	30	29	7	2	18	23	1	0
	Pawtucket	8-4	3.60	21	21	0	0	0	105.0	71	45	42	9	16	43	116	9	1
Major League Totals		1-2	8.60	8	7	0	0	0	30.1	37	30	29	7	2	18	23	1	0
Minor League Totals		42-29	3.46	131	105	1	1	1	599.0	540	278	230	28	66	249	584	39	4
Red Sox Totals		1-2	8.60	8	7	0	0	0	30.1	37	30	29	7	2	18	23	1	0

- 2008 Signed by the Los Angeles Dodgers as an 18th-round selection in the June draft
- 2012 Acquired by the Boston Red Sox with 1B James Loney, INF Ivan De Jesus, and 2 players to be named later (RHP Rubby De La Rosa and 1B/OF Jerry Sands) in exchange for RHP Josh Beckett, LF Carl Crawford, 1B Adrian Gonzalez, INF Nick Punto, and cash considerations on 8/25

Career Fielding Record

YEAR	CLUB	POS	PCT.	G	GS	PO	A	E	TC	DP
2013	BOSTON	P	1.000	8	7	3	2	0	5	0

Career Single-Game Highs

INNINGS PITCHED	6.0, 3 times, last 7/4/13 vs. SD (start) 1.0, 9/15/13 vs. NYY (relief)
LOW-HIT COMPLETE GAME	None
STRIKEOUTS	5, 2 times, last 6/22/13 at DET
HITS ALLOWED	8, 6/22/13 at DET
RUNS ALLOWED	8, 5/8/13 vs. MIN
WALKS ALLOWED	4, 7/4/13 vs. SD
HOME RUNS ALLOWED	2, 3 times, last 7/9/13 at SEA
WINNING STREAK	1, 7/4/13-present
EJECTIONS	None
SCORELESS INNINGS STREAK	4.1, 6/22-6/28/13

ALEX WILSON 52

Full Name: William Alexander Wilson
Bats: Right **Throws:** Right **Height:** 6-0 **Weight:** 215
Opening Day Age: 27
Born: November 3, 1986 In Dhahran, Saudi Arabia
Resides: Hurricane, WV
Major League Service: 154 days
Acquired: Selected in the second round of the 2009 June Draft
Signed By: Jim Robinson (Red Sox)
Contract Status: Signed through 2014



RHP

Career Highlights

- ⚡ Made his ML debut for the Red Sox in 2013, his 5th season in the organization...Over 3 stints with the club, appeared in 26 games, all as a reliever.
- ⚡ Became the 1st Saudi Arabian-born pitcher to appear in an MLB game when he made his big league debut on 4/11/13 vs. BAL...Was the 2nd Saudi Arabian-born player overall, joining Craig Stansberry (2007-09).
- ⚡ Earned his 1st ML win in BOS' 3-2 victory in 10 innings on 5/17/13 at MIN.
- ⚡ Appeared in 4 playoff games for the PawSox in 2013...Earned the win in Game 1 of the Governor's Cup Finals 9/10/13 at Durham.
- ⚡ The first 68 outings of his professional career all came as a starter, and all of his 77 appearances between the majors and minors since, have been in relief.
- ⚡ Added to BOS's 40-man roster on 11/20/12.
- ⚡ Earned 2011 Red Sox Minor League Pitcher of the Year honors after topping full-season Red Sox minor leaguers with a 3.11 ERA (46 ER/133.0 IP) between Double-A Portland and Triple-A Pawtucket.
- ⚡ Tabbed by *Baseball America* as having the best slider in the Red Sox system heading into the 2013 season, the 4th straight year he's earned the distinction.

2013: Went 1-1 with a 4.88 ERA (15 ER/27.2 IP) in 26 relief appearances over 3 stints with BOS...Did not allow a HR with the Red Sox.

- ⚡ Made ML debut with 1.0 scoreless inning on 4/11 vs. BAL...Became the 1st Saudi Arabian-born pitcher to appear in an MLB game and the 2nd player overall (Craig Stansberry, 2007-09).
- ⚡ Did not allow a run over his first 6 ML appearances (6.0 IP) from 4/11-27 becoming the 1st Red Sox pitcher to do so since Ed Phillips' 6-game stretch (8.0 IP) to start his career in 1970 (later in the season, Drake Britton posted 7 scoreless games to begin his ML career (9.0 IP) from 7/20-8/4).
- ⚡ Held opponents to a .176 AVG (3-for-17) with RISP over 1st 10 appearances for BOS.
- ⚡ Earned 1st ML win in the Sox' 3-2 victory in 10 innings on 5/17 at MIN.
- ⚡ Threw more than 1.0 inning in 9 of 26 games...Threw a career high 2.2 IP twice, 5/3 at TEX and 6/13 at BAL.
- ⚡ Allowed runs in only 2 of 14 appearances at Fenway Park (3.09 ERA, 5 R/4 ER, 11.2 IP).
- ⚡ Began season with Triple-A Pawtucket and appeared in only 2 games before being recalled by BOS on 4/10.
- ⚡ Placed on 15-day DL with a right thumb sprain on 7/9 and transferred to 60-day DL on 8/31...Made 6 regular season rehab appearances for Pawtucket, posting a 2.84 ERA (2 ER/6.1 IP) in those games...Also appeared in 4 playoff games with the PawSox (3 ER/3.1 IP) and earned the win in Game 1 of the International League's Governor's Cup Finals at Durham, throwing a scoreless 7th inning in the 2-1, come-from-behind victory.
- ⚡ Underwent surgery on his right thumb on 10/17...The procedure was performed by Dr. Thomas George in Cleveland, OH.

2012: Spent entire season with Triple-A Pawtucket...Made 3 starts to begin the season and came out of the bullpen for his last 37 games, his 1st professional relief outings.

- ⚡ Posted a 3.36 ERA (22 ER/59.0 IP) and recorded 62 strikeouts in relief...His 9.46 SO/9.0 IP rate out of the bullpen ranked 3rd among International League relievers.
- ⚡ Led the PawSox in outings and relief innings...Tied for the International League lead with 3 balks.
- ⚡ Collected 1st save on 7/2 vs. Rochester.
- ⚡ Struck out 5 in 4.2 perfect innings over 4 playoff games en route to Pawtucket winning the Governors' Cup championship...Tied for 1st among IL playoff leaders in appearances with teammate Jose De La Torre.
- ⚡ Entered the season as the No. 11 prospect in the Red Sox system, No. 3 pitcher, according to *Baseball America*...Also chosen by the publication as having the system's best fastball and best slider.

Alex
Wilson



Alex Wilson, Continued

2011: Named Red Sox Minor League Pitcher of the Year after combining for a 3.11 ERA (46 ER/133.0 IP) between Double-A Portland and Triple-A Pawtucket, the best mark among full season Red Sox farmhands.

- 🔥 Ranked 2nd among organizational leaders with 123 SO and 10 wins, and was 3rd in innings.
- 🔥 Began the season with Portland...At the time of his 8/16 promotion to Pawtucket, was 5th in the Eastern League with a 3.05 ERA (38 ER/112.0 IP) and tied for 5th with 9 wins...Was also leading the Sea Dogs with 99 SO.
- 🔥 Had a 2.76 ERA (30 ER/98.0 IP) over his final 18 Double-A starts from 4/28-8/13.
- 🔥 Named to the Eastern League All-Star Game...Was also tabbed Sea Dogs Pitcher of the Year via fan voting.
- 🔥 Finished the year with the PawSox...Allowed 3 runs or less in all 4 starts for the club, striking out 24 batters in 21.0 innings in his Triple-A debut.
- 🔥 Made 1 postseason appearance for Pawtucket, allowing 3 runs in 7.0 innings with 6 SO in a series-clinching loss vs. Lehigh Valley in Game 3 of the Governors' Cup semi-finals.

2010: Ranked among Red Sox minor leaguers in games started (1st, 27) and strikeouts (5th, 106) between High-A Salem and Double-A Portland in his 1st full season.

- 🔥 Combined to go 6-6 with a 5.31 ERA (79 ER/134.0 IP) at the 2 stops.
- 🔥 Began the season with Salem and posted a 3.40 ERA (21 ER/55.2 IP) with 50 SO over 11 starts with the club, including 8 outings allowing 2 ER or less.
- 🔥 Selected as a mid-season Carolina League All-Star but did not participate in the exhibition.
- 🔥 Placed on DL on 6/5 and immediately sent to Portland upon 6/15 reinstatement for his 1st Double-A action.
- 🔥 At time of promotion, was leading the CL in opponent batting AVG (.212) and ranked 5th in WHIP (1.04).
- 🔥 Went 3-0 over 4 Eastern League starts from 7/7-22, posting a 2.66 ERA (7 ER/23.2 IP) in that time.
- 🔥 Recorded 8 SO in back-to-back starts on 8/22 at New Hampshire and 9/1 vs. Binghamton.
- 🔥 Landed on the DL again from 8/2-10.
- 🔥 Following the season, was rated by *Baseball America* as having the best slider in the Red Sox farm system.

2009: Made his pro debut with Short-A Lowell, compiling a 0.50 ERA (2 ER/36.0 IP) over 13 starts, none longer than 3.0 innings.

- 🔥 Led all Short-A hurlers (min. 30.0 IP) in ERA...Limited foes to a .085 (10-for-118) AVG.
- 🔥 Fanned 7 in a scoreless 3.0-inning start in his only playoff appearance.
- 🔥 Following the season, ranked by *Baseball America* as the No. 9 prospect in the New York-Penn League and rated as having the best slider in BOS's farm system.

Personal

- 🔥 Married to Kristin.
- 🔥 Went 6-6 with a 4.22 ERA (42 ER/89.2 IP) and 2 saves in 24 appearances (8 starts) as a junior for Texas A&M in 2009...Limited opponents to a .237 AVG (80-for-337) and fanned a team-high 120 batters to earn an All-Big 12 honorable mention after being redshirted in 2008.
- 🔥 Pitched for Winthrop (SC) University in 2006 and 2007...Went 6-4 with a 2.51 ERA to earn a 1st-team All-Big South selection in 2007...Named Collegiate Baseball's National Freshman Pitcher of the Year in 2006 after going 13-3 with a 3.78 ERA.
- 🔥 Pitched for Falmouth of the Cape Cod League in 2007 and 2008.
- 🔥 Attended Hurricane (WV) High School, where he was a 4-year letter winner...Named West Virginia Gatorade Player of the Year as a senior in 2005.

IN THE COMMUNITY

Alex participated in Casino Night to benefit the Red Sox Foundation in 2013...He visited victims of the Boston Marathon bombings in the hospital and participated in BoSox Family Day...Also was involved with the Children's Hospital of Southwest Florida Golf Classic...Alex participated in the Jimmy Fund New Stars for Young Stars event in January 2012...Has attended the Pawtucket Red Sox Hot Stove Party where he was available to fans for pictures and autographs.

Alex Wilson, Continued

Alex Wilson's Career Record

YEAR	CLUB	W-L	ERA	G	GS	CG	SHO	SV	IP	H	R	ER	HR	HB	BB	SO	WP	BK
2009	Lowell	0-1	0.50	13	13	0	0	0	36.0	10	3	2	0	0	7	33	0	0
2010	Salem	2-1	3.40	11	11	0	0	0	55.2	43	24	21	4	2	15	50	1	0
	Portland	4-5	6.66	16	16	0	0	0	78.1	95	59	58	15	2	34	56	3	0
2011	Portland	9-4	3.05	21	21	0	0	0	112.0	103	42	38	8	1	37	99	6	1
	Pawtucket	1-0	3.43	4	4	0	0	0	21.0	19	8	8	2	0	7	24	1	0
2012	Pawtucket	5-3	3.72	40	3	0	0	1	72.2	76	40	30	3	0	33	78	4	3
2013	BOSTON	1-1	4.88	26	0	0	0	0	27.2	34	16	15	0	1	14	22	1	0
	Pawtucket	3-1	3.71	14	0	0	0	0	17.0	17	7	7	2	0	5	16	2	0
Major League Totals		1-1	4.88	26	0	0	0	0	27.2	34	16	15	0	1	14	22	1	0
Minor League Totals		24-15	3.76	119	68	0	0	1	392.2	363	183	164	34	5	138	356	17	4
Red Sox Totals		1-1	4.88	26	0	0	0	0	27.2	34	16	15	0	1	14	22	1	0

2009 Signed by the Boston Red Sox as a second-round selection (77th overall) in the June draft

2013 On disabled list with a sprained right thumb, 7/9 through remainder of season

Career Fielding Record

YEAR	CLUB	POS	PCT.	G	GS	PO	A	E	TC	DP
2013	BOSTON	P	1.000	8	7	3	2	0	5	0

Career Single-Game Highs

INNINGS PITCHED	2.2, 2 times, last 6/13/13 at BAL
STRIKEOUTS	2, 5 times, last 6/25/13 vs. COL
HITS ALLOWED	5, 5/3/13 at TEX
RUNS ALLOWED	3, 3 times, last 7/8/13 at SEA
WALKS ALLOWED	1, 14 times, last 7/8/13 at SEA
HOME RUNS ALLOWED	None
EJECTIONS	None
SCORELESS INNINGS STREAK	7.1, 5/3-5/21/13

Alex
Wilson

BRANDON WORKMAN 67

Full Name: Brandon Carlin Workman
Bats: Right **Throws:** Right **Height:** 6-5 **Weight:** 225
Opening Day Age: 25 (Turns 26 on August 13)
Born: August 13, 1988 in Arlington, TX
Resides: Bowie, TX
Major League Service: 83 days
Acquired: Selected in the second round of the 2010 June Draft
Signed By: Jim Robinson (Red Sox)
Contract Status: Signed through 2014



RHP

Career Highlights

🔴 Made his ML debut with the Red Sox in his 3rd professional season in 2013... Appeared primarily as a reliever, pitching in 20 regular season games, including 3 starts, over his 2 ML stints with BOS.

🔴 For his minor league career, has appeared in 68 games (67 starts).

🔴 Finished with 6 wins (in 20 appearances) for BOS in 2013... Was tied for 5th among all AL rookie pitchers in wins.

🔴 Took a no-hitter into the 7th inning of his 1st ML start (2nd ML appearance) on 7/14 at OAK... Bid was broken up by Josh Donaldson's 2-run HR in the 7th inning... Workman did not factor into the decision in the Sox' 3-2 defeat in 11 innings.

🔴 Was on the Red Sox rosters for the ALDS, ALCS, and World Series in the 2013 postseason... Appeared in 7 games total, going 0-1 with a 0.00 ERA (1 R, 0 ER, 8.2 IP).

🔴 Enters the season as BOS' No. 8 prospect according to *Baseball America*... Following the 2012 season, was rated as having the best curveball and best control in the Red Sox system.

🔴 Named Red Sox Minor League Pitcher of the Year in 2012 after combining to go 10-8 with a 3.50 ERA (54 ER/138.2 IP) and 130 SO in 25 starts between High-A Salem and Double-A Portland... Finished tied for 2nd among all Red Sox minor leaguers in SO, and was 4th in wins.

🔴 Attended the University of Texas... Led the Big 12 Conference as a junior in 2010 in wins (12), was 4th in innings (104.2), 5th in SO (101), and 9th in both ERA (3.35), and opponent AVG (.247)... Pitched in the 2009 College World Series against LSU.

2013: Split the 1st half of his season between Double-A Portland and Triple-A Pawtucket before being added to the Red Sox ML roster in July... Appeared in 20 games, including 3 starts, with BOS.

🔴 Finished with 6 wins, T-5th most among all AL rookie pitchers... His 5 relief wins were the 3rd-most among all AL rookie relievers (T-5th in MLB).

🔴 Averaged 10.15 SO/9.0 IP (47 SO/41.2 IP) with the Sox, the 4th best rate among AL rookie hurlers who threw at least 20.0 innings.

🔴 Pitched more than 1.0 inning in 8 of his 17 relief appearances for BOS, and 2.0 or more innings 4 times.

🔴 Selected to the active ML roster by BOS on 7/9... Made ML debut in relief on the next day, 7/10 at SEA (ND, 2.0 IP, 4 H, 3 ER, 4 SO).

🔴 Made next 3 appearances out of the Red Sox rotation from 7/14-30, and went 1-1 with a 2.45 ERA (5 ER/18.1 IP)... Pitched at least 6.0 innings and allowed 2 runs or fewer in each outing to become the 1st Red Sox pitcher to do so in his 1st 3 ML starts since 1976 (Rick Jones).

🔴 Optioned to Pawtucket on 7/31... Recalled for 2nd ML stint on 8/6 and spent remainder of the year with BOS.

🔴 Between Double-A and Triple-A, combined to hold opponents to a .140 AVG (13-for-93) with RISP.

🔴 Recorded a season-high 9 SO on 4 separate occasions in the minors: 4/5 vs. Trenton, 4/17 at Binghamton, and 5/27 at Binghamton with Portland, and 6/15 vs. Buffalo while with Pawtucket.

🔴 Began the year with Portland where he worked out of the starting rotation... Earned wins in each of his 1st 3 starts (3.00 ERA, 6 ER/18.0 IP), and went 5-0 with a 2.80 ERA (11 ER/35.1 IP) over his 1st 6 games (5 starts).

🔴 Pitched at least 5.0 innings in all 11 of his games for the Sea Dogs, including 5.0 innings in relief on 4/23 vs. Binghamton... Allowed 3 ER or fewer in 9 of his 11 appearances (10 starts).

🔴 Promoted to Pawtucket in early June where he made 6 starts for the PawSox.

🔴 Earned the win in his Triple-A debut, 6/9 at Syracuse (5.2 IP, 8 H, 3 ER, 3 BB, 4 SO).

🔴 Threw 7.0 scoreless innings for the win on 6/20 vs. Columbus.

Brandon Workman, Continued

POSTSEASON: Made his postseason debut with BOS...Appeared in 7 total games for BOS in the ALDS, ALCS, and World Series, going 0-1, with a 0.00 ERA (1 R, 0 ER, 8.2 IP)...Worked more than 1.0 inning in 3 of his 7 appearances...Got his 1st postseason experience in ALDS Game 3 at TB on 10/7 (0.2 IP, H)...Threw 1.0 scoreless inning and stranded 1 inherited runner in ALCS Game 2 vs. DET on 10/13...Hurled 1.2 scoreless innings of relief in ALCS Game 6 vs. DET on 10/19...Ended a DET scoring threat in the 6th by stranding 2 inherited runners after beginning the inning with 2 men on and no outs with the Sox trailing, 2-1...Appeared in 3 World Series games...Was charged with the loss in Game 3 at STL on 10/26...Struck out in his 1st career postseason at-bat also in Game 3 at STL...Retired the side in order in a scoreless 8th inning in World Series Game 6 vs. STL on 10/30.

2012: Named the Red Sox Pitcher of the Year after going 10-8 with a 3.50 ERA (54 ER/138.2 IP) and 130 strikeouts in 25 starts between High-A Salem and Double A-Portland.

- Ranked among organizational minor league leaders in SO (T-2nd) and wins (4th).
- Placed among Carolina League qualifiers in ERA (4th, 3.40), WHIP (2nd, 1.09), opponent AVG (2nd, .244), SO/9.0 innings (2nd, 8.47), BB/9.0 innings (2nd, 1.58) and fewest base runners per 9.0 innings (1st, 9.90).
- Named Pitcher of the Week in the CL for 4/23-29 after tossing a 6.0-inning, 3-hit shutout in a start on 4/27
- Went 3-1 with a 1.20 ERA (4 ER/30.0 IP) over 5 starts from 5/31-6/24, the 2nd-lowest ERA in the CL in that span.
- Recorded a season-high 10 SO on 7/16 at Frederick.
- Was promoted to Portland on 8/8 and won each of his 1st 3 starts with the Sea Dogs, allowing just 3 runs over 18.0 innings (1.50 ERA) with 15 SO.
- Following the season, rated by *Baseball America* as having the best curveball and best control in the Red Sox system.

2011: Made professional debut with Single-A Greenville.

- Ranked 2nd on the Drive and 13th among South Atlantic League qualifiers with a 3.71 ERA (54 ER/131.0 IP).
- Also placed among club leaders in starts (2nd, 26), IP (3rd, 131.0), and SO (2nd, 115)
- Went 1-0 with a 2.67 ERA (9 ER/30.1 IP) and 27 SO in 6 starts in May
- Earned 1st career win on 5/29 vs. Asheville
- Landed on the DL on 6/20 and fanned a season-high 9 batters in his 1st start back on 7/2 vs. Hickory.

Personal

- Went 12-2 with a 3.35 ERA as a junior for the University of Texas in 2010...Led the Big 12 Conference in wins and ranked among conference leaders in innings (4th, 104.2), strikeouts (5th, 101), ERA (9th), and opponent AVG (9th, .247).
- Rated by *Baseball America* as the No. 8 right-hander available in the June 2010 draft
- Was selected by Philadelphia in the 3rd round of the June 2007 draft but did not sign.

IN THE COMMUNITY

In 2013, Brandon was involved in the Covidien Double Play Health and Fitness Workshop, and met with inner-city children as part of Sox Talks...He attended the Picnic in the Park to benefit the Red Sox Foundation...Also met Jimmy Fund patients during their visit to Fenway Park, and participated in a player/fan photo session...Visited Mass General Hospital for Children, Shriners Hospital, the Jimmy Fund, Boston Children's Hospital and Beth Israel Deaconess Medical Center during the Red Sox Holiday Caravan.

Brandon Workman's Career Record

YEAR	CLUB	W-L	ERA	G	GS	CG	SHO	SV	IP	H	R	ER	HR	HB	BB	SO	WP	BK
2011	Greenville	6-7	3.71	26	26	0	0	0	131.0	128	67	54	10	5	33	115	6	1
2012	Portland	3-1	3.96	5	5	0	0	0	25.0	23	12	11	2	0	5	23	0	0
	Salem	7-7	3.40	20	20	0	0	0	113.2	104	47	43	10	1	20	107	6	1
2013	BOSTON	6-3	4.97	20	3	0	0	0	41.2	44	23	23	5	0	15	47	1	0
	Portland	5-1	3.43	11	10	0	0	0	65.2	51	29	25	6	1	17	74	3	0
	Pawtucket	3-1	2.80	6	6	0	0	0	35.1	39	13	11	6	2	13	34	1	0
	Major League Totals	6-3	4.97	20	3	0	0	0	41.2	44	23	23	5	0	15	47	1	0
	Minor League Totals	24-17	3.50	68	67	0	0	0	370.2	345	168	144	34	9	88	353	16	2
	Red Sox Totals	6-3	4.97	20	3	0	0	0	41.2	44	23	23	5	0	15	47	1	0

2007 Selected by the Philadelphia Phillies in the third round of the June draft (did not sign)

2010 Signed by the Boston Red Sox as a second-round selection (club's 4th pick, 57th overall) in the June draft



Brandon Workman, Continued

Division Series Record

YEAR	CLUB	W-L	ERA	G	GS	CG	SHO	SV	IP	H	R	ER	HR	HB	BB	SO	WP	BK
2013	BOS vs. TB	0-0	0.00	1	0	0	0	0	0.2	1	0	0	0	0	0	0	0	0

League Championship Series Record

YEAR	CLUB	W-L	ERA	G	GS	CG	SHO	SV	IP	H	R	ER	HR	HB	BB	SO	WP	BK
2013	BOS vs. DET	0-0	0.00	3	0	0	0	0	4.2	3	0	0	0	0	2	3	0	0

World Series Record

YEAR	CLUB	W-L	ERA	G	GS	CG	SHO	SV	IP	H	R	ER	HR	HB	BB	SO	WP	BK
2013	BOS vs. STL	0-1	0.00	3	0	0	0	0	3.1	3	1	0	0	0	1	1	0	0

Career Fielding Record

YEAR	CLUB	POS	PCT.	G	GS	PO	A	E	TC	DP
2013	BOSTON	P	1.000	20	3	0	1	0	1	0

Career Single-Game Highs (In Relief)

INNINGS PITCHED	4.2, 8/6/13 at HOU
STRIKEOUTS	4, 3 times, last 9/11/13 at TB
HITS ALLOWED	9, 8/6/13 at HOU
RUNS ALLOWED	6, 8/6/13 at HOU
WALKS ALLOWED	3, 8/29/13 vs. BAL
HOME RUNS ALLOWED	2, 8/6/13 at HOU
EJECTIONS	None
SCORELESS INNINGS STREAK	7.0, 7/10-7/14/13

STEVEN WRIGHT 65

Full Name: Steven Richard Wright
Bats: Right **Throws:** Right **Height:** 6-1 **Weight:** 218
Opening Day Age: 29 (Turns 30 on August 30)
Born: August 30, 1984 in Torrance, CA
Resides: Moreno Valley, CA
Major League Service: 33 days
Acquired: From Cleveland in exchange for 1B/OF Lars Anderson on July 31, 2012
Signed By: Don Lyle (Indians)
Contract Status: Signed through 2014

RHP



Career Highlights

- 🔥 Made his ML debut for the Red Sox in 2013, his 1st full season in the organization...Appeared in 4 games for BOS, making 1 start over his 3 stints in the majors.
- 🔥 Threw 5.2 scoreless innings in relief on 7/11/13 at SEA to earn his 1st ML win.
- 🔥 Was the 2013 recipient of the Lou Gorman Award which is annually given to a BOS minor league player that has demonstrated dedication and perseverance in overcoming obstacles while working his way to the major league team.
- 🔥 Led the International League in shutouts (3) in 2013, and was tied for the league lead in complete games (3).
- 🔥 Made a pair of starts for the PawSox in the 2013 International League Playoffs...Went 1-0 with a 0.00 ERA (2 R/O ER/13.0 IP) in 2 outings.
- 🔥 Spent the first 5 and a half years of his pro career in the Indians system after being selected by CLE in the 2nd round of the 2006 June Draft.
- 🔥 Converted to a knuckleball pitcher to begin the 2011 season.
- 🔥 Participated in the 2013 Red Sox Rookie Program.

2013: Spent 1st full season in the Red Sox organization...Made ML debut and appeared in 4 games (1 start) over 3 stints with BOS.

- 🔥 Made big league debut in relief on 4/23 vs. OAK (5 R/ER, 3.2 IP).
- 🔥 Earned first 2 ML wins in consecutive appearances, 7/11 at SEA (5.2 IP, 0 R) and 8/1 vs. SEA (3.0 IP, 0 R)...Became the 1st Red Sox pitcher to win in back-to-back relief outings with at least 3.0 scoreless innings since Bob Stanley from 5/6-9/82...With career-high 5.2 scoreless IP on 7/11 at SEA, became 2nd BOS pitcher to throw at least 5.2 scoreless innings of relief since 2000 (also Justin Germano, 5.2 IP on 7/7/12 vs. NYY - G1).
- 🔥 Made his 1st and only start for BOS on 8/6 at HOU (ND, 1.0 IP/3 ER).
- 🔥 Received the 2013 Lou Gorman Award...The annual award is given to a BOS minor league player that has demonstrated dedication and perseverance in overcoming obstacles while working his way to the major league team.
- 🔥 Spent the majority of the season with Triple-A Pawtucket where he led the International League in shutouts (3) and was tied for the league lead in complete games (3).
- 🔥 Allowed 3 ER or fewer in 17 of his 24 starts with Pawtucket.
- 🔥 Threw a pair of 9.0-inning shutouts: 7/1 vs. Scranton/Wilkes-Barre (7 H, 4 BB, 3 SO) and 7/28 vs. Lehigh Valley (4 H, BB, 7 SO)...3rd shutout was a rain-shortened 5.0-inning game on 9/1 at Lehigh Valley (3 H, 2 BB, 2 SO).
- 🔥 Went 5-2 with a 2.04 ERA (14 ER/61.2 IP) over final 10 regular-season starts for the PawSox.
- 🔥 Allowed only 1 HR over final 13 starts (80.2 IP) after allowing 9 over 1st 11 starts in 54.2 IP.
- 🔥 Made 2 starts for the PawSox in the International League Playoffs and went 1-1 with a 0.00 ERA (2 R/O ER/13.0 IP)...In Game 3 of the IL Semifinals, earned the win vs. Rochester (6.1 IP, 0 R, 4 BB, 5 SO) and took the loss in Game 2 of the IL's Governor's Cup Finals at Durham (6.2 IP, 2 R, 0 ER, 3 BB, 6 SO).

2012: Pitched for Double-A Portland and Triple-A Pawtucket after being acquired from the Indians on 7/31.

- 🔥 Held opponents to 1 or fewer earned runs in 17 of his 25 starts between 2 organizations...Totaled a 10-7 record with a 2.54 ERA (40 ER/141.2 IP) and 119 SO.
- 🔥 Held opponents to a career-best .213 AVG (110-for-517)...Matched single-season career-highs in wins (also 2009) and strikeouts (also 2008).
- 🔥 Started 20 games for CLE's Double-A Akron club before being acquired from CLE in exchange for 1B/OF Lars Anderson on 7/31...Made 1 start for Portland before an 8/8 promotion to Pawtucket for his final 4 starts of the year.
- 🔥 Led all Double-A qualifiers in opponent AVG (.208) and finished 2nd in ERA (2.44) over 21 starts...Selected to the EL's mid-season All-Star team.

Steven
Wright

Steven Wright, Continued

- His 2.44 ERA while with Akron (32 ER/115.2 IP) led Indians minor leaguers.
 - Had a 19.2-inning scoreless streak from 4/25-5/11...Named EL Pitcher of the Week for 4/30-5/6, during which he tossed 15.1 innings between back-to-back scoreless starts on 4/30 (6.1 IP) and 5/6 (9.0 IP).
 - Threw his 1st career complete-game 9.0-inning shutout at Bowie (BAL), allowing just 5 hits.
 - Was on the DL with the PawSox from 8/14-23 due to right shoulder tightness.
 - Made 1 playoff appearance for Pawtucket...Allowed 2 runs and fanned 5 for the win in a 7.0-inning start in Game 1 of the Governors' Cup vs. Charlotte on 9/11.
 - During the off-season, posted a 2.48 ERA (8 ER/29.0 IP) in 5 starts for Escogido of the Dominican Winter League.
- 2011: Pitched at 4 different levels in his 1st season as a knuckleballer, combining to go 4-8 with a 4.58 ERA (68 ER/133.2 IP) in 25 outings (20 starts).**

- Began the season in extended Spring Training...Joined Single-A Lake County on 4/21 and spent most of the season's 1st half with the Captains, where he posted a 3.13 ERA (16 ER/46.0 IP) in 9 starts.
- Did not allow an earned run in 3 straight starts for the Captains from 5/12-28, including back-to-back 6.0-inning scoreless outings on 5/12 at Dayton (3 H) and 5/18 vs. Fort Wayne (1 H).
- After an outing for Double-A Akron on 6/11, moved to High-A Kinston on 6/16.
- Closed out the year with 7 starts for the Aeros.
- Also made a relief appearance for Triple-A Columbus on 5/22.

2010: Made a career-high 48 appearances between CLE's Double-A Akron and Triple-A Columbus, pitching mostly in relief.

- Ranked 3rd among Indians minor leaguers in appearances...Made a career-low 2 starts.
- Allowed runs in 5 of 9 relief outings for the Clippers to begin the year.
- Transferred to Akron on 5/1 and remained with the Aeros for the duration of the season.
- Recorded saves in 5 of his 6 chances with Akron.
- Allowed 7 runs in 3.2 IP over his first 3 outings with the Aeros and posted a 3.54 ERA (24 ER/61.0 IP) and converted all 5 saves over the duration of the season.

2009: Went 10-0 with a 2.48 ERA (24 ER) in a season spent mostly in relief for Akron.

- Allowed just 1 HR over 87.0 innings all year.
- Earned all 10 wins with Akron, including 9 in relief...Tied the 2nd-most wins without a loss among minor league pitchers.
- Ranked 2nd on Akron in wins and his 2.32 ERA (21 ER/81.1 IP) was 2nd on the club (min. 50.0 IP).
- Led the Aeros with a 1.61 ERA (11 ER/61.1 IP) in relief...Paced Eastern League relief qualifiers in fewest unintentional walks per 9.0 IP (1.9), fewest base runners per 9.0 IP (9.4), and fewest home runs per 9.0 IP (0.1).
- Went at least 2.0 innings in 23 of 31 relief outings.
- Made Triple-A debut with 2 outings (1 start) for Triple-A Columbus in late May.
- Totaled 18.0 scoreless innings with just 11 hits allowed over 9 appearances (1 start) from 6/5-7/5.
- Made 3 playoff appearances as the Aeros won the Eastern League Championship.

2008: Split season between High-A Kinston and Double-A Akron, making 14 starts for each club.

- Ranked 4th among full-season Indians minor leaguers in ERA (3.66)...Overall finished 2nd in the Indians system in innings (147.2) and was 4th in SO (119).
- Began the year in Kinston and was named to Carolina League's mid-season All-Star team.
- Ranked among Carolina League qualifiers in WHIP (3rd, 1.05), opponent AVG (7th, .205), and ERA (8th, 2.99) at the time of his 6/16 promotion to Akron.
- Allowed 1 ER or none in 9 of 14 starts for Kinston, including each of his first 3 contests through 4/17.
- Tossed his 1st career SHO, a 7.0-inning 2-hitter, on 5/29 vs. Frederick.
- Went 3-2 with a 3.16 ERA (18 ER/51.1 IP) over his last 9 starts of the season with Akron.

2007: Registered 114 SO in 114.1 innings between Single-A Lake County and High-A Kinston in his 1st pro season.

- Ranked 4th in the Indians minor league system in SO.
- Fanned 75 batters in 66.1 innings for the Captains, including a career-high 10 SO in a 4.0-inning start on 5/22 at Delmarva (BAL).

Steven Wright, Continued

Personal

- ♣ Married to Shannon...The couple has a daughter, Ella Grace.
- ♣ Lettered in baseball at the University of Hawaii in 3 seasons from 2004-06...Selected as Western Athletic Pitcher of the Year after going 11-2 with a 2.30 ERA and 123 strikeouts in 109.2 innings as a junior in 2006.
- ♣ As a junior, earned All-American honors by the National Baseball Foundation, *Baseball America* (2nd team), and Collegiate Baseball (3rd team).
- ♣ Graduated from Valley View (CA) High School in 2003.

IN THE COMMUNITY

Steven took part in local community outreach with the Sox Rookie Program in January 2013 including visiting the Jimmy Fund and Children's Hospital Boston...He attended events benefitting the Red Sox Foundation, including Casino Night and Picnic in the Park...Participated in the Children's Hospital of Southwest Florida Golf Classic...Also visited with victims of the Boston Marathon bombing in the hospital.

Steven Wright's Career Record

YEAR	CLUB	W-L	ERA	G	GS	CG	SHO	SV	IP	H	R	ER	HR	HB	BB	SO	WP	BK
2007	Lake County	4-7	4.61	14	14	0	0	0	66.1	61	37	34	9	5	15	75	2	2
	Kinston	3-2	7.13	13	13	0	0	0	48.0	64	47	38	3	3	22	39	2	0
2008	Kinston	2-4	2.99	14	14	1	1	0	72.1	59	30	24	6	6	17	61	1	0
	Akron	4-3	4.30	14	14	0	0	0	75.1	80	38	36	14	8	17	58	1	0
2009	Columbus	0-0	4.76	2	1	0	0	0	5.2	5	3	3	0	1	0	4	0	0
	Akron	10-0	2.32	36	5	0	0	2	81.1	72	24	21	1	2	20	64	0	0
2010	Columbus	0-1	7.59	9	0	0	0	0	10.2	13	9	9	2	0	5	10	0	0
	Akron	2-2	4.31	39	2	0	0	5	64.2	73	33	31	4	3	21	48	2	1
2011	Lake County	1-2	3.13	9	9	0	0	0	46.0	48	30	16	3	3	24	33	5	0
	Columbus	0-0	6.75	1	0	0	0	0	2.2	5	2	2	0	0	0	2	1	0
2012	Akron	2-4	5.98	8	7	0	0	0	46.2	47	32	31	8	5	28	35	14	0
	Kinston	1-2	4.46	7	4	0	0	0	38.1	47	28	19	7	1	16	27	7	0
2013	Akron	9-6	2.49	20	20	1	1	0	115.2	86	44	32	8	5	62	101	9	0
	Portland	1-0	1.50	1	1	0	0	0	6.0	5	1	1	0	1	2	2	0	0
2013	Pawtucket	0-1	3.15	4	4	0	0	0	20.0	19	10	7	1	2	5	16	1	0
	BOSTON	2-0	5.40	4	1	0	0	0	13.1	12	8	8	0	1	9	10	2	0
2013	Pawtucket	8-7	3.46	24	24	3	3	0	135.1	130	64	52	10	4	65	99	14	0
	Major League Totals	2-0	5.40	4	1	0	0	0	13.1	12	8	8	0	1	9	10	2	0
Minor League Totals		47-41	3.84	215	132	5	5	7	835	814	432	356	76	49	319	674	59	3
Red Sox Totals		2-0	5.40	4	1	0	0	0	13.1	12	8	8	0	1	9	10	2	0

- 2003 Selected by the San Diego Padres in the 26th round of the June draft (did not sign)
- 2006 Signed by the Cleveland Indians as a second-round selection in the June draft
- 2012 Acquired by the Boston Red Sox in exchange for 1B/OF Lars Anderson on 7/31

Career Fielding Record

YEAR	CLUB	POS	PCT.	G	GS	PO	A	E	TC	DP
2013	BOSTON	P	1.000	4	1	0	1	0	1	0

Career Single-Game Highs

INNINGS PITCHED	1.0, 8/6/13 at HOU (start) 5.2, 7/11/13 at SEA (relief)
LOW-HIT COMPLETE GAME	None
STRIKEOUTS	4, 4/23/13 vs. OAK
HITS ALLOWED	6, 4/23/13 vs. OAK
RUNS ALLOWED	5, 4/23/13 vs. OAK
WALKS ALLOWED	4, 4/23/13 vs. OAK
HOME RUNS ALLOWED	None
WINNING STREAK	2, 7/11/13-present
EJECTIONS	None
SCORELESS INNINGS STREAK	9.2, 4/23-8/1/13

Steven
Wright

2014 Red Sox Roster

COACHING STAFF: Manager, John Farrell (53); Third Base Coach, Brian Butterfield (13); Bench Coach, Greg Colbrunn (28); First Base Coach, Arnie Beyerle (43); Pitching Coach, Juan Nieves (47); Assistant Hitting Coach, Victor Rodriguez (57); bullpen Coach, Dana LeVangie (58)

40-Man Roster

No.	PITCHERS (19)	B	T	Ht.	Wt.	Born	Birthplace	2013 Club	W-L	ERA	G	GS	CG	SV	IP	H	R	ER	BB	SO
35	Badenhop, Burke	R	R	6-5	220	2/8/83	Atlanta, GA	MILWAUKEE	2-3	3.47	63	0	0	1	62.1	62	32	24	12	42
32	Breslow, Craig	L	L	6-1	181	8/8/80	New Haven, CT	Portland (AA) Pawtucket (AAA) BOSTON	0-0 0-0 5-2	— 2.45 1.81	4 0 61	0 0 0	0 0 0	0 0 0	0.0 3.2 59.2	3 4 49	3 1 16	3 12 18	1 3 33	0 4 80
66	Britton, Drake	L	L	6-2	215	5/22/89	Waco, TX	Portland (AA) Pawtucket (AAA) BOSTON	7-6 0-1 1-1	3.51 8.44 3.86	17 1 18	1 1 0	0 0 2	0 0 2	97.1 5.1 21.0	94 10 21	52 5 9	38 5 9	36 1 7	80 5 17
11	Buchholz, Clay	L	R	6-3	190	8/14/84	Nederland, TX	Lowell (A) Pawtucket (AAA)	0-0 0-0	13.50 2.70	1 1	1 0	0 0	0 0	0.2 3.1	1 7	3 1	1 0	3 2	1 0
55	Capuano, Chris	L	L	6-3	215	8/19/78	Springfield, MA	Albuquerque (AAA) LOS ANGELES (NL)	0-0 4-7	1.93 4.26	2 24	2 20	0 0	0 0	9.1 105.2	8 125	2 57	2 50	3 24	3 81
62	De La Rosa, Rubby	R	R	6-1	205	3/4/89	Santo Domingo, DR	Pawtucket (AAA) BOSTON	3-3 0-2	4.26 5.56	24 11	24 0	0 0	0 0	80.1 11.1	65 15	40 7	38 2	48 6	76 2
22	Doubtront, Felix	L	L	6-2	225	10/23/87	Carabobo, VZ	BOSTON	11-6	4.32	29	27	0	0	162.1	161	84	78	71	139
41	Lackey, John	R	R	6-6	235	10/23/78	Abilene, TX	Pawtucket (AAA) BOSTON	0-0 10-13	0.00 3.52	1 13	1 1	0 0	0 0	3.2 189.1	3 179	0 80	0 74	2 40	5 161
31	Lester, Jon	L	L	6-4	240	1/7/84	Tacoma, WA	BOSTON	15-8	3.75	33	33	1	0	213.1	209	94	89	67	177
30	Miller, Andrew	L	L	6-7	210	5/21/85	Gainesville, FL	BOSTON	1-2	2.64	37	0	0	1	30.2	25	12	9	17	48
54	Mujica, Edward	R	R	6-3	225	5/10/84	Valencia, VZ	ST. LOUIS	2-1	2.78	65	0	0	41	64.2	60	20	20	5	46
44	Peavy, Jake	R	R	6-1	195	5/31/81	Mobile, AL	Birmingham (AA) CHICAGO (AL) BOSTON	1-0 8-4 4-1	1.80 4.28 4.04	1 13 10	1 0 1	0 0 0	0 0 0	5.0 80.0 64.2	5 41 56	1 29 29	1 19 19	2 76 45	4 45 45
63	Ranaudo, Anthony	R	R	6-7	231	9/9/89	Freehold, NJ	Portland (AA) Pawtucket (AAA)	8-4 3-1	2.95 2.97	19 6	19 5	0 0	0 0	109.2 30.1	80 11	39 10	36 7	40 21	106 7
36	Tazawa, Junichi	R	R	5-11	200	6/6/86	Yokohama, Japan	BOSTON	5-4	3.16	71	0	0	0	68.1	70	25	24	12	72
19	Uehara, Koji	R	R	6-2	195	4/3/75	Osaka, Japan	BOSTON	4-1	1.09	73	0	21	21	74.1	33	10	9	9	101
64	Webster, Allen	R	R	6-2	190	2/10/90	Greensboro, NC	Pawtucket (AAA) BOSTON	8-4 1-2	3.60 8.60	21 8	21 7	0 0	0 0	105.0 30.1	71 37	45 30	42 29	43 18	116 23
52	Wilson, Alex	R	R	6-0	215	11/3/86	Dhruhan, Saudi Arabia	Pawtucket (AAA) BOSTON	3-1 1-1	3.71 4.88	14 26	0 0	0 0	0 0	17.0 27.2	17 34	7 16	5 15	16 14	22
67	Workman, Brandon	R	R	6-5	225	8/13/88	Arlington, TX	Portland (AA) Pawtucket (AAA)	5-1 3-1	3.43 2.80	11 6	10 0	0 0	0 0	65.2 35.1	51 13	29 11	25 13	17 34	74 34
65	Wright, Steven	R	R	6-1	218	8/30/84	Torrance, CA	BOSTON	6-3	4.97	20	3	0	0	41.2	44	23	23	15	47
								Pawtucket (AAA) BOSTON	8-7 2-0	3.46 5.40	24 4	24 1	3 0	0 0	135.1 13.1	130 12	64 8	52 8	65 9	99 10

2014 Red Sox Roster, Continued

No.	CATCHERS (5)	B	T	Ht.	Wt.	Born	Birthplace	2013 Club	AVG	G	AB	R	H	2B	3B	HR	RBI	BB	SO	SB
61	Butler, Dan	R	R	5-10	210	11/17/86	Phoenix, AZ	Pawtucket (AAA)	.262	84	282	32	74	19	0	14	45	43	59	1
20	Lavarnway, Ryan	R	R	6-4	240	8/7/87	Burbank, CA	Pawtucket (AAA)	.250	50	180	23	45	9	0	3	24	25	25	0
								BOSTON	.299	25	77	8	23	7	0	1	14	2	17	0
40	Pierzynski, A.J.	L	R	6-3	235	12/30/76	Bridgehampton, NY	Frisco (AA)	.167	2	6	0	1	0	0	0	0	0	1	0
								TEXAS	.272	134	503	48	137	24	1	17	70	11	76	1
3	Ross, David	R	R	6-2	230	3/19/77	Bainbridge, GA	Portland (AA)	.333	3	6	3	2	2	0	0	2	1	2	0
								Pawtucket (AAA)	.000	4	13	0	0	0	0	0	0	1	5	0
								BOSTON	.216	36	102	11	22	5	0	4	10	11	42	1
79	Vazquez, Christian	R	R	5-9	195	8/21/90	Bayamon, PR	Portland (AA)	.289	96	342	48	99	19	1	5	48	47	44	7
								Pawtucket (AAA)	.000	1	3	0	0	0	0	0	0	1	0	0
No.	INFELDERS (8)	B	T	Ht.	Wt.	Born	Birthplace	2013 Club	AVG	G	AB	R	H	2B	3B	HR	RBI	BB	SO	SB
2	Bogaerts, Xander	R	R	6-3	185	11/1/92	Oranjestad, Aruba	Portland (AA)	.311	56	219	40	68	12	6	5	35	35	51	5
								Pawtucket (AAA)	.284	60	225	32	64	11	0	9	32	28	44	2
								BOSTON	.250	18	44	7	11	2	0	1	5	5	13	1
70	Cecchini, Garin	L	R	6-3	220	4/20/91	Sulphur, LA	Salem (A)	.350	63	214	44	75	19	4	5	33	43	34	15
								Portland (AA)	.296	66	240	36	71	14	3	2	28	51	52	8
10	Herreia, Jonathan	S	R	5-9	180	11/3/84	Maracaibo, VZ	COLORADO	.292	81	195	16	57	7	2	1	16	14	24	3
26	Holt, Brock	L	R	5-10	185	6/11/88	Fort Worth, TX	Pawtucket (AAA)	.258	83	291	35	75	6	0	3	24	30	54	8
								BOSTON	.203	26	59	9	12	2	0	0	11	7	4	1
16	Middlebrooks, Will	R	R	6-3	220	9/9/88	Texas, TX	Pawtucket (AAA)	.268	45	179	25	48	5	0	10	35	16	38	1
								BOSTON	.227	94	348	41	79	18	0	17	49	20	98	3
12	Napoli, Mike	R	R	6-0	220	10/31/81	Hollywood, FL	BOSTON	.259	139	498	79	129	38	2	23	92	73	187	1
34	Ortiz, David	L	L	6-4	230	11/18/75	Santo Domingo, DR	Pawtucket (AAA)	.222	6	18	3	4	0	0	1	4	0	6	0
								BOSTON	.309	137	518	84	160	38	2	30	103	76	88	4
15	Pedroia, Dustin	R	R	5-8	165	8/17/83	Woodland, CA	BOSTON	.301	160	641	91	193	42	2	9	84	73	75	17
No.	OUTFIELDERS (8)	B	T	Ht.	Wt.	Born	Birthplace	2013 Club	AVG	G	AB	R	H	2B	3B	HR	RBI	BB	SO	SB
25	Bradley Jr., Jackie	L	R	5-10	195	4/19/90	Richmond, VA	Pawtucket (AAA)	.275	80	320	57	88	26	3	10	35	41	75	7
								BOSTON	.189	37	95	18	18	5	0	3	10	10	31	2
73	Brentz, Bryce	R	R	6-0	210	12/30/88	Crossville, TN	Pawtucket (AAA)	.264	82	326	36	86	16	1	17	56	20	86	1
37	Cap, Mike	L	R	6-2	208	6/30/86	Long Beach, CA	BOSTON	.296	86	216	34	64	18	2	9	43	22	67	1
5	Gomes, Jonny	R	R	6-1	230	11/22/80	Petaluma, CA	BOSTON	.247	116	312	49	77	17	0	13	52	43	89	1
68	Hassan, Alex	R	R	6-3	220	4/1/88	Quincy, MA	Greenville (A)	.478	8	23	4	11	2	0	0	7	10	2	0
								Pawtucket (AAA)	.321	55	187	26	60	14	0	4	28	36	50	0
29	Nava, Daniel	S	L	5-11	200	2/22/83	Redwood City, CA	BOSTON	.303	134	458	77	139	29	0	12	66	51	93	0
38	Szemore, Grady	L	L	6-2	200	8/2/82	Seattle, WA	Did Not Play												
18	Victorino, Shane	S	R	5-9	190	11/30/80	Walluku, HI	Pawtucket (AAA)	.500	1	4	1	2	0	0	1	1	0	1	0
								BOSTON	.294	122	477	82	140	26	2	15	61	25	75	21

2014 Red Sox Roster, Continued

Non-Roster Invitees (18)

No.	PITCHERS (11)	B	T	Ht.	Wt.	Born	Birthplace	2013 Club	W-L	ERA	G	GS	CG	SV	IP	H	R	ER	BB	SO
71	Barnes, Matt	R	R	6-4	205	6/17/90	Bethel, CT	Portland (AA)	5-10	4.33	24	24	0	0	108.0	112	62	52	46	135
								Pawtucket (AAA)	1-0	0.00	1	1	0	0	5.1	3	0	0	2	7
75	Celestino, Miguel	R	R	6-6	205	10/10/89	San Pedro Macoris, DR	Portland (AAA)	1-9	6.13	39	0	0	1	72.0	81	52	49	36	70
39	Cordero, Francisco	R	R	6-3	245	5/11/75	Santo Domingo, DR	Did Not Play												
51	Ely, John	R	R	6-2	210	5/13/86	Harvey, IL	Oklahoma City (AAA)	0-0	0.00	1	0	0	1	4.0	2	0	0	2	3
56	Hill, Rich	L	L	6-5	220	3/11/80	Boston, MA	CLEVELAND	1-2	6.28	63	0	0	0	38.2	38	30	27	29	51
94	Hinojosa, Dailier	R	R	6-2	210	2/10/86	Isla de la Juventud, Cuba	Guantanamo (Cuba)	9-7	3.40	19	18	0	0	121.2	118	50	46	35	115
50	Mijares, Jose	L	L	5-11	265	10/29/84	Caracas, VZ	SAN FRANCISCO	0-3	4.22	60	0	0	0	49.0	67	24	23	20	54
59	Layne, Tommy	L	L	6-2	190	11/2/84	St. Louis, MO	SAN DIEGO	0-2	2.08	14	0	0	0	8.2	10	4	2	5	6
								Tucson (AAA)	2-4	4.50	49	0	0	0	46.0	49	29	23	27	41
76	Owens, Henry	L	L	6-6	205	7/21/92	Huntington Beach, CA	Salem (A)	8-5	2.92	20	20	0	0	104.2	66	39	34	53	123
								Portland (AA)	3-1	1.78	6	6	0	0	30.1	18	8	6	15	46
78	Ramirez, Noe	R	R	6-3	180	12/22/89	Los Angeles, CA	Salem (A)	2-1	2.11	21	0	0	3	47.0	41	13	11	9	44
								Portland (AA)	1-1	2.83	15	0	0	5	28.2	22	9	9	8	31
60	Villarreal, Braylan	R	R	6-0	170	5/10/87	La Guaira, VZ	Lowell (A)	0-0	0.00	2	0	0	0	2.2	1	0	0	0	3
								Toledo (AAA)	2-2	3.15	28	0	0	2	34.1	26	13	12	26	41
								Pawtucket (AAA)	0-1	1.69	5	0	0	1	5.1	3	1	1	4	6
								DETROIT	0-2	20.77	7	0	0	0	4.1	8	10	10	8	6
								BOSTON	0-0	—	1	0	0	0	0.0	0	0	0	1	0
No.	CATCHERS (1)	B	T	Ht.	Wt.	Born	Birthplace	2013 Club	AVG	G	AB	R	H	2B	3B	HR	RBI	BB	SO	SB
80	Swihart, Blake	S	R	6-1	175	4/3/92	Bedford, TX	Salem (A)	.298	103	376	45	112	29	7	2	42	41	63	7
No.	INFELDERS (5)	B	T	Ht.	Wt.	Born	Birthplace	2013 Club	AVG	G	AB	R	H	2B	3B	HR	RBI	BB	SO	SB
74	Manero, Devin	R	R	6-1	195	8/25/90	Miami, FL	Salem (A)	.256	85	332	50	85	20	0	2	21	42	60	21
								Portland (AA)	.236	19	72	7	17	0	0	0	5	10	16	6
48	McCoy, Mike	R	R	5-9	180	4/2/81	San Diego, CA	Buffalo (AAA)	.245	108	355	50	87	15	1	4	22	59	68	29
81	Meneses, Heiker	R	R	5-9	200	7/1/91	Caracas, VZ	Portland (AA)	.255	92	322	43	82	15	4	3	31	20	84	11
								Pawtucket (AAA)	.241	18	54	3	13	0	1	0	5	5	12	2
77	Shaw, Travis	L	R	6-4	225	4/16/90	Washington Court House, OH	Portland (AA)	.221	127	444	57	98	21	4	16	50	78	117	7
23	Snyder, Brandon	R	R	6-2	225	11/23/86	Las Vegas, NV	Pawtucket (AAA)	.261	68	249	37	65	16	1	10	37	20	69	3
								BOSTON	.180	27	50	5	9	3	0	2	7	0	16	0
No.	OUTFIELDERS (1)	B	T	Ht.	Wt.	Born	Birthplace	2013 Club	AVG	G	AB	R	H	2B	3B	HR	RBI	BB	SO	SB
72	Brown, Corey	L	L	6-1	210	11/26/85	Tampa, FL	Syracuse (AAA)	.254	107	389	57	99	26	1	19	56	40	132	12
								WASHINGTON	.167	14	12	2	2	1	0	1	1	3	4	1

2014 Red Sox Roster

Major League Roster (40) and Non-Roster Invitees (18) as of February 22, 2014

Numerical

2 - Xander Bogaerts, SS
3 - David Ross, C
5 - Jonny Gomes, OF
10 - Jonathan Herrera, INF
11 - Clay Buchholz, RHP
12 - Mike Napoli, 1B
13 - Brian Butterfield, Third Base Coach
15 - Dustin Pedroia, 2B
16 - Will Middlebrooks, 3B
17 - Torey Lovullo, Bench Coach
18 - Shane Victorino, OF
19 - Koji Uehara, RHP
20 - Ryan Lavarnway, C
22 - Felix Doubront, LHP
23 - Brandon Snyder, INF*
25 - Jackie Bradley Jr., OF
26 - Brock Holt, INF
28 - Greg Colbrunn, Hitting Coach
29 - Daniel Nava, OF
30 - Andrew Miller, LHP
31 - Jon Lester, LHP
32 - Craig Breslow, LHP
34 - David Ortiz, 1B/DH
35 - Burke Badenhop, RHP
36 - Junichi Tazawa, RHP
37 - Mike Carp, 1B/OF
38 - Grady Sizemore, OF
39 - Francisco Cordero, RHP
40 - A.J. Pierzynski, C
41 - John Lackey, RHP
43 - Arnie Beyeler, First Base Coach
44 - Jake Peavy, RHP
46 - Ryan Dempster, RHP#
47 - Juan Nieves, Pitching Coach
48 - Mike McCoy, INF*
50 - Jose Mijares, LHP*
51 - John Ely, RHP*
52 - Alex Wilson, RHP
53 - John Farrell, Manager
54 - Edward Mujica, RHP
55 - Chris Capuano, LHP
56 - Rich Hill, LHP*
57 - Victor Rodriguez, Asst. Hitting Coach
58 - Dana LeVangie, Bullpen Coach
59 - Tommy Layne, LHP*
60 - Brayan Villarreal, RHP*
61 - Dan Butler, C
62 - Rubby De La Rosa, RHP
63 - Anthony Ranaudo, RHP
64 - Allen Webster, RHP
65 - Steven Wright, RHP
66 - Drake Britton, LHP
67 - Brandon Workman, RHP
68 - Alex Hassan, OF
70 - Garin Cecchini, 3B
71 - Matt Barnes, RHP*
72 - Corey Brown, OF*
73 - Bryce Brentz, OF
74 - Deven Marrero, SS*
75 - Miguel Celestino, RHP*
76 - Henry Owens, LHP*
77 - Travis Shaw, 1B*
78 - Noe Ramirez, RHP*
79 - Christian Vazquez, C
80 - Blake Swihart, C*
81 - Heiker Meneses, SS*
94 - Dalier Hinojosa, RHP*

Alphabetical

35 - Burke Badenhop, RHP
71 - Matt Barnes, RHP*
43 - Arnie Beyeler, First Base Coach
2 - Xander Bogaerts, SS
25 - Jackie Bradley Jr., OF
73 - Bryce Brentz, OF
32 - Craig Breslow, LHP
66 - Drake Britton, LHP
72 - Corey Brown, OF*
11 - Clay Buchholz, RHP
61 - Dan Butler, C
13 - Brian Butterfield, Third Base Coach
55 - Chris Capuano, LHP
37 - Mike Carp, 1B/OF
70 - Garin Cecchini, 3B
75 - Miguel Celestino, RHP*
28 - Greg Colbrunn, Hitting Coach
39 - Francisco Cordero, RHP
62 - Rubby De La Rosa, RHP
46 - Ryan Dempster, RHP#
22 - Felix Doubront, LHP
51 - John Ely, RHP*
53 - John Farrell, Manager
5 - Jonny Gomes, OF
68 - Alex Hassan, OF
10 - Jonathan Herrera, INF
56 - Rich Hill, LHP*
94 - Dalier Hinojosa, RHP*
26 - Brock Holt, INF
41 - John Lackey, RHP
20 - Ryan Lavarnway, C
59 - Tommy Layne, LHP*
31 - Jon Lester, LHP
58 - Dana LeVangie, Bullpen Coach
17 - Torey Lovullo, Bench Coach
74 - Deven Marrero, SS*
48 - Mike McCoy, INF*
81 - Heiker Meneses, SS*
16 - Will Middlebrooks, 3B
50 - Jose Mijares, LHP*
30 - Andrew Miller, LHP
54 - Edward Mujica, RHP
12 - Mike Napoli, 1B
29 - Daniel Nava, OF
47 - Juan Nieves, Pitching Coach
34 - David Ortiz, 1B/DH
76 - Henry Owens, LHP*
44 - Jake Peavy, RHP
15 - Dustin Pedroia, 2B
40 - A.J. Pierzynski, C
78 - Noe Ramirez, RHP*
63 - Anthony Ranaudo, RHP
57 - Victor Rodriguez, Asst. Hitting Coach
3 - David Ross, C
77 - Travis Shaw, 1B*
38 - Grady Sizemore, OF
23 - Brandon Snyder, INF*
80 - Blake Swihart, C*
36 - Junichi Tazawa, RHP
19 - Koji Uehara, RHP
79 - Christian Vazquez, C
18 - Shane Victorino, OF
60 - Brayan Villarreal, RHP*
64 - Allen Webster, RHP
52 - Alex Wilson, RHP
67 - Brandon Workman, RHP
65 - Steven Wright, RHP

By Position

Coaching Staff

53 - John Farrell, Manager
13 - Brian Butterfield, Third Base Coach
17 - Torey Lovullo, Bench Coach
28 - Greg Colbrunn, Hitting Coach
43 - Arnie Beyeler, First Base Coach
47 - Juan Nieves, Pitching Coach
57 - Victor Rodriguez, Asst. Hitting Coach
58 - Dana LeVangie, Bullpen Coach

Pitchers (30)

11 - Clay Buchholz, RHP
19 - Koji Uehara, RHP
22 - Felix Doubront, LHP
30 - Andrew Miller, LHP
31 - Jon Lester, LHP
32 - Craig Breslow, LHP
35 - Burke Badenhop, RHP
36 - Junichi Tazawa, RHP
39 - Francisco Cordero, RHP
41 - John Lackey, RHP
44 - Jake Peavy, RHP
46 - Ryan Dempster, RHP#
50 - Jose Mijares, LHP*
51 - John Ely, RHP*
52 - Alex Wilson, RHP
54 - Edward Mujica, RHP
55 - Chris Capuano, LHP
56 - Rich Hill, LHP*
59 - Tommy Layne, LHP*
60 - Brayan Villarreal, RHP*
62 - Rubby De La Rosa, RHP
63 - Anthony Ranaudo, RHP
64 - Allen Webster, RHP
65 - Steven Wright, RHP
66 - Drake Britton, LHP
67 - Brandon Workman, RHP
71 - Matt Barnes, RHP*
75 - Miguel Celestino, RHP*
76 - Henry Owens, LHP*
78 - Noe Ramirez, RHP*
94 - Dalier Hinojosa, RHP*

Catchers (6)

3 - David Ross
20 - Ryan Lavarnway
40 - A.J. Pierzynski
61 - Dan Butler
79 - Christian Vazquez
80 - Blake Swihart*

Infielders (13)

2 - Xander Bogaerts
10 - Jonathan Herrera
12 - Mike Napoli
15 - Dustin Pedroia
16 - Will Middlebrooks
23 - Brandon Snyder*
26 - Brock Holt
34 - David Ortiz
48 - Mike McCoy*
70 - Garin Cecchini
74 - Deven Marrero*
77 - Travis Shaw*
81 - Heiker Meneses*

Outfielders (9)

5 - Jonny Gomes
18 - Shane Victorino
25 - Jackie Bradley Jr.
29 - Daniel Nava
37 - Mike Carp
38 - Grady Sizemore
68 - Alex Hassan
72 - Corey Brown*
73 - Bryce Brentz

* - Non-Roster Invitee
- Restricted List



NATIONAL BASEBALL HALL OF FAME AND MUSEUM

25 Main Street, Cooperstown, New York 13326

Phone: (607) 547-7200 Fax: (607) 547-2044

Public Relations: (607) 547-0215

e-mail address: info@baseballhall.org

Web site: baseballhall.org

Summer Hours: Memorial Day Weekend - Labor Day Weekend: 9 a.m. to 9 p.m.

Regular Hours: 9 a.m. to 5 p.m.

Holiday Closings: Thanksgiving Day, Christmas Day, and New Year's Day.

DIRECTORY: Jane Forbes Clark (Chairman), Joe Morgan (Vice Chairman), Jeff Idelson (President), Jeff Jones (Senior Vice President of Finance and Administration), Sean Gahagan (Vice President, Retail Merchandising & Licensing), Erik Strohl (Vice President, Exhibitions and Collections), Ken Meifert (Vice President, Sponsorship & Development)

RESEARCH AND LIBRARY CONTACTS: Jim Gates (Librarian), Pat Kelly (Photo Archivist)

PR CONTACTS: Brad Horn (Vice President, Communications & Education) and Craig Muder (Communications Director)

HALL OF FAME WEEKEND 2014: July 25-28

Inductees: Bobby Cox, Tom Glavine, Tony La Russa, Greg Maddux, Frank Thomas and Joe Torre
Awards: Sat. July 26, 4:30 p.m., ET, Doubleday Field
Induction: Sun. July 27, 1:30 p.m. ET, Clark Sports Center

HALL OF FAME CLASSIC 2014: May 23-24

Legends Game and Special Events
Game: Sat. May 24, 2 p.m., Doubleday Field
For more information, visit baseballhall.org

RED SOX IN THE HALL OF FAME

A total of 42 former players, managers and executives in the Hall of Fame spent some or part of their professional careers with the Boston Red Sox, including 2010 BBWAA Inductee Andre Dawson, who played two seasons with the Red Sox. Ten of the other 41 men spent a majority of their careers with the Red Sox including: Wade Boggs, Jimmy Collins, Joe Cronin, Bobby Doerr, Harry Hooper, Jim Rice, Ted Williams, Carl Yastrzemski, Cy Young and Thomas Yawkey. For a complete list of Boston Red Sox in the Hall of Fame, visit the "Hall of Famers" team pages at www.baseballhall.org.

2013 BOSTON RED SOX WORLD SERIES ARTIFACTS IN THE HALL OF FAME

- Bat used by World Series MVP David Ortiz throughout the postseason.
- Spikes worn during the World Series by Koji Uehara.
- Jacket worn during Game 6 by manager John Farrell.
- Bat and batting gloves used by Jonny Gomes to hit his three-run home run in Game 4.

NOTABLE RED SOX ARTIFACTS IN COOPERSTOWN

- Batting gloves worn by David Ortiz on July 4, 2012 when he hit his 400th career HR.
- Two May 20, 2011 tickets, the first time the Cubs visited Fenway since the 1918 Series.
- Ball hit by Marco Scutaro for the first hit at Target Field on April 12, 2010.
- Spikes worn by Boston's David Ortiz, new HR record for a DH, Sept. 15, 2009.
- Helmet from Manny Ramirez 500th home run on May 31, 2008.
- Ball signed by Kevin Youkilis from his record-setting 194th consecutive errorless game at first base on April 2, 2008.
- Spikes from Jon Lester and a ball and ticket from his no-hitter on May 19, 2008.
- Bat used in Game Four by 2004 Series MVP Manny Ramirez, to tie the postseason record for longest hitting streak at 17.
- Custom-made spikes worn by Curt Schilling during Game Two of the 2004 World Series, during which his ankle was sutured to protect a torn sheath around his Achilles' tendon.
- Triple Crown Award won by Carl Yastrzemski in 1967; led the A.L. in batting .326 with 44 home runs and 121 RBI.
- Bat and ball used to register Ted Williams' 500th home run on June 17, 1960.



Jonny Gomes' bat from his Game 4 home run in the 2013 World Series.

A LOOK AHEAD TO 2015

Ballots for the 2015 Hall of Fame/BBWAA election will be distributed in early December with results from the voting scheduled to be announced in January 2015. A partial list of first-year candidates for election includes: Nomar Garciaparra, Randy Johnson, Pedro Martinez, Gary Sheffield and John Smoltz. Historical information on past BBWAA elections and the election process can be accessed at www.baseballhall.org or by contacting the Hall of Fame Communications department.

CONNECT TO COOPERSTOWN

- For up-to-the-minute news from Cooperstown, visit at www.baseballhall.org. Stay up-to-date on all the activity at the Hall of Fame's official site and through social networking on Facebook, Instagram, Twitter and YouTube.
- If you would like to receive interesting stories and timely news items direct from the Hall of Fame and get the inside track on the latest happenings in Cooperstown, sign up for *Inside Pitch*. There's no cost to receive our weekly electronic newsletter in your e-mail box at home or work and it's easy to enroll: Just log on to www.baseballhall.org/insidepitch.
- If you have an interest in receiving *Around The Horn*, the Hall's monthly media newsletter, please send an e-mail to info@baseballhall.org. Be sure to include your name, name of organization and e-mail address. Or visit www.baseballhall.org/ath.

RESEARCH ASSISTANCE

The Hall of Fame is pleased to provide assistance in baseball research and members of the media are encouraged to utilize this valuable baseball resource whenever necessary by calling the Public Relations department at (607) 547-0215, or the Library Reference desk at (607) 547-0330.



On April 20, in the Red Sox' first home game after the Boston Marathon bombings, Daniel Nava hit the deciding 3-run homer in the 8th inning to give Boston a 4-3 win over the Royals.

2013 in Review



2013 Season Recap & Highlights

World Champions

🔴 The Red Sox went 11-5 in the postseason to capture their 8th World Series title...5 of their 11 wins were come-from-behind victories...The Sox scored the deciding run in the 6th inning or later in 6 of their 11 wins.

🔴 **WON AT HOME:** They won the deciding Game 6 of the World Series over the Cardinals in Boston on 10/30... It was the club's 1st World Series clinch at home in 95 years, since they won Game 6 of the 1918 World Series at Fenway Park with a 2-1 win over the Cubs.

🔴 **3 TITLES IN 10 YEARS:** The Red Sox have won the World Series in 3 of the last 10 years -- 2004, 2007, 2013 -- following an 86-year Championship drought...It marks the most titles in the new century.

🔴 **TURNAROUND TITLE:** With the World Series victory, Boston completed the greatest turnaround season in baseball history...No other World Series Champion had a winning percentage the year before as low as Boston's .426 mark in 2012...Overall, the 2013 Red Sox joined the 1991 Twins as the only teams ever to win a World Series one season after finishing in last place.

🔴 **FIRST-YEAR SKIPPER:** In 2013, John Farrell joined Terry Francona (2004), Ed Barrow (1918), and Jake Stahl (1912) as the only managers to win the World Series in their 1st year at the helm of the Red Sox...Overall in MLB, no skipper had won the WS in his 1st year managing a team since Francona with Boston in 2004.

🔴 **THE TRIFECTA:** Shane Victorino drove in the winning runs in all 3 of BOS' postseason contests, the most clinching game-winning RBI for any player in a single postseason.

World Series (Red Sox Won, 4-2)

🔴 Boston won Games 1 and lost the next 2...They took the next 3, allowing a combined 4 runs, to close out the World Series...The Game 3 loss came on an obstruction call at 3B, and the Sox' Game 4 win ended on a pickoff at 1B...Before 2013, a World Series game had never ended in either way.

🔴 World Series MVP **David Ortiz** had the 2nd-best AVG (.688, 11-for-16) and OBP (.750) ever among players with at least 10 PA in a single Fall Classic, trailing only CIN's Billy Hatcher in 1990 (.750 AVG, .800 OBP)...In his 2nd AB of Game 5, he tied Hatcher as the only players to reach safely in 9 straight World Series PA.

🔴 **Jon Lester** started and won Games 1 and 5 (0.59 ERA, 1 ER/15.1 IP, 9 H, 1 BB, 15 SO)...With 1 run in 6.2 IP, **John Lackey** earned the clinching Game 6 win, while **Koji Uehara** closed out the series with a perfect 9th.

American League Championship Series (Red Sox Won, 4-2)

🔴 The Red Sox captured their 13th AL Championship in a 6-game ALCS...Boston outscored DET by 1 run, 19-18, and 3 of their 4 wins came in 1-run games, including a 1-0 Game 3 victory...The Sox won 2 of the 1st 3 games of the set despite being held hitless through the 1st 8, 5, and 4 innings, respectively, in those contests.

🔴 **Koji Uehara**, who saved 3 of BOS' 4 wins and appeared in 5 of the 6 games, was named ALCS MVP...He allowed 4 hits, no walks, and no runs while fanning 9 in 6.0 innings during the series.

American League Division Series (Red Sox Won, 3-1)

🔴 Boston won Games 1, 2, and 4 to take its 1st postseason series of 2013...**Jacoby Ellsbury** topped Sox batters with a .500 AVG (9-for-18), while **David Ortiz** provided the team's only homers of the series with a pair of long balls in Game 2, both off David Price...Red Sox relievers notched a 1.64 ERA (2 ER/11.0 IP) in the series, led by **Craig Breslow** (0.00 in 4 G), **Junichi Tazawa** (0.00 in 3 G), and **Koji Uehara** (3.00 in 3 G).

2013 RED SOX POSTSEASON DAY-BY-DAY

GAME	DATE	SITE	RESULT	WIN/LOSS/SAVE	ATTENDANCE
ALDS 1	Fri., 10/4	Fenway Park	W12-2	LESTER (1-0) / Moore	38,177
ALDS 2	Sat., 10/5	Fenway Park	W7-4	LACKEY (1-0) / Price / UEHARA (1)	38,705
ALDS 3	Mon., 10/7	Tropicana Field	L4-5	Rodney / UEHARA (0-1)	33,675
ALDS 4	Tue., 10/8	Tropicana Field	W3-1	BRESLOW (1-0) / McGee / UEHARA (2)	32,807
ALCS 1	Sat., 10/12	Fenway Park	L0-1	Sanchez / LESTER (0-1) / Benoit	38,210
ALCS 2	Sun., 10/13	Fenway Park	W6-5	UEHARA (1-0) / Porcello	38,029
ALCS 3	Tue., 10/15	Comerica Park	W1-0	LACKEY (1-0) / Verlander / UEHARA (1)	42,327
ALCS 4	Wed., 10/16	Comerica Park	L3-7	Fister / PEAVY (0-1)	42,765
ALCS 5	Thu., 10/17	Comerica Park	W4-3	LESTER (1-1) / Sanchez / UEHARA (2)	42,669
ALCS 6	Sat., 10/19	Fenway Park	W5-2	TAZAWA (1-0) / Scherzer / UEHARA (3)	38,823
WS 1	Wed., 10/23	Fenway Park	W8-1	LESTER (1-0) / Wainwright	38,345
WS 2	Thu., 10/24	Fenway Park	L2-4	Wacha / LACKEY (0-1) / Rosenthal	38,436
WS 3	Sat., 10/26	Busch Stadium	L4-5	Rosenthal / WORKMAN (0-1)	47,432
WS 4	Sun., 10/27	Busch Stadium	W4-2	DOUBBONT (1-0) / Lynn / UEHARA (1)	47,469
WS 5	Mon., 10/28	Busch Stadium	W3-1	LESTER (2-0) / Wainwright / UEHARA (2)	47,436
WS 6	Wed., 10/30	Fenway Park	W6-1	LACKEY (1-1) / Wacha	38,447

2013 Season Recap & Highlights, Continued

Reaching the Postseason

🔴 The Red Sox made their 1st postseason appearance since 2009 and 21st overall in 113 AL seasons...Boston is 1 of 3 teams to make it to the postseason in 7 of the last 11 years from 2003-13 (Cardinals, 7; Yankees, 9).

🔴 Boston was the 1st AL team to clinch a postseason berth after a win on 9/19 vs. BAL...The club's 8 games remaining were its fewest at the time of a clinch since 1995 (10)...The Sox secured the AL East Division Championship with a win the next night vs. TOR.

🔴 The Red Sox were AL East Champions for the 1st time since 2007 and just the 2nd time in the last 18 seasons beginning in 1996...It marks Boston's 7th AL East title since the start of divisional play in 1969 (also 1975, 1986, 1988, 1990, 1995, 2007) and the club's 15th overall 1st-place finish, including 8 prior to the divisional era (1903, 1904, 1912, 1915, 1916, 1918, 1946, 1967).

Worst to First

🔴 With a 5th-place finish in 2012, Boston went from worst-to-first for the 1st time in franchise history...Since the start of the 3-division era in 1994, the 2013 Red Sox became the 2nd AL team to win a division title the year after a last-place finish, along with the 2008 Rays...5 other NL teams have also done it: 2011 D-Backs, 2007 Cubs, 1999 D-Backs, 1998 Padres, and 1997 Giants.

🔴 Boston's .426 win pct. in 2012 (69-93) was the club's lowest ever prior to a postseason campaign...The previous mark was the 1966 team (.444, 72-90) prior to the AL Pennant-winning 1967 squad.

Regular Season Record

🔴 At 97-65 (.599), the Red Sox tied the Cardinals for the best regular season record in MLB...The Sox held at least a share of the majors' top spot for the 1st time since 2007 (tied with Cleveland).

🔴 The Sox finished the year 32 games above .500 and were a season-high 34 games over .500 after their last regular season win on 9/27...That was the club's highest mark since ending the 2004 campaign 34 games above .500 (98-64).

🔴 2013 marked the 7th time since 2003 that the Red Sox reached 95 wins...During that stretch, only the Yankees have at least as many 95-win seasons (8)...No other team did it more than 3 times.

🔴 This was the 7th Red Sox squad to record as many as 97 wins, and just the 2nd Boston team to do it in the last 35 years, along with 2004 (98).

🔴 The Sox stayed above .500 all year for the 6th time in franchise history (also 1912, 1917, 1918, 1940, 1946), the only AL team and 1 of 2 in MLB to do it in 2013 (also ATL).

Best in the AL, Tied atop MLB

🔴 At 97-65, the Sox finished with at least a share of the best record in MLB for the 6th time in club history, along with a 2007 tie with the Indians and these outright leading teams: 1946, 1915, 1912, and 1903.

🔴 Boston finished the regular season as the outright leader in the American League for the 1st time since 1986 (95-66, .590, 3rd in the majors)...Overall, this was the 10th time they've held sole possession of the AL's top mark, also 1986, 1967, 1946, 1918, 1916, 1915, 1912, 1904, and 1903.

🔴 John Farrell became the 4th Red Sox manager to lead Boston to the AL's best record in his 1st season with the club, joining Jake Stahl in 1912, Ed Barrow in 1918, and Dick Williams in 1967...Stahl was the only previous 1st-year Red Sox manager to guide the club to at least a share of the best mark in the majors.

🔴 Among managers spending a full season in their 1st year at the helm with a team, Farrell was the first to take a share of the top major league record since Bill Virdon with the Pirates in 1972 (Source: Elias).

Recent Success

🔴 The Sox are 631-503 (.556) over the last 6 years since the start of 2007, 2nd in the majors behind the Yankees (.580, 658-476)...The club is 2nd in MLB with a 1,098-846 (.565) record since the start of new ownership in 2002, also trailing the Yankees (.594, 1,155-788).

RED SOX POSTSEASON APPEARANCES

YEAR	RESULT	MANAGER
1903	WS	Jimmy Collins
1912	WS	Jake Stahl
1915	WS	Bill Carrigan
1916	WS	Bill Carrigan
1918	WS	Ed Barrow
1946	WS	Joe Cronin
1967	WS	Dick Williams
1975*	WS	Darrell Johnson
1986*	WS	John McNamara
1988*	ALCS	McNamara/Morgan
1990*	ALCS	Joe Morgan
1995*	ALDS	Kevin Kennedy
1998	ALDS	Jimmy Williams
1999	ALCS	Jimmy Williams
2003	ALCS	Grady Little
2004	WS	Terry Francona
2005	ALDS	Terry Francona
2007*	WS	Terry Francona
2008	ALCS	Terry Francona
2009	ALDS	Terry Francona
2013*	WS	John Farrell

* - AL East Division Champions
Bold - Won World Series

MOST WINS IN FRANCHISE HISTORY

YEAR	W-L	WPCT
1912	105-47	.691
1946	104-50	.675
1915	101-50	.669
1978	99-64	.607
2004	98-64	.605
2013	97-65	.599
1977	97-64	.602

2013
in Review



2013 Season Recap & Highlights, Continued

Turnaround Facts

🔴 The Red Sox won 28 more games in 2013 than 2012 (69-93), marking the 2nd-largest win increase in club history outside of strike-shortened seasons (1981, 1994)...The only larger jump occurred when the 1st post-World War II team in 1946 (104-50) won 33 more games than 1945 (71-83).

🔴 The Red Sox' win percentage increased by .173 from 2012 (.426) to 2013...That's the largest change in MLB over the last 2 seasons, positive or negative (CLE was 2nd at +.148) and the 3rd-largest increase in franchise history after 1945-46 (+.214) and 1911-12 (+.181).

🔴 Boston held 1st place an AL-high 158 days after failing to spend even a day in 1st place in 2012.

THE TURNAROUND

2013		2012
97-65	RECORD	69-93
.599	WIN PCT.	.426
1st	STANDING	5th
+197	RUN DIFFERENTIAL	-72
853	RUNS SCORED	734
656	RUNS ALLOWED	806

No Losing Streaks

🔴 For just the 2nd time in 113 seasons of franchise history, the Red Sox went an entire season without a losing streak longer than 3 games...The 1903 Boston Americans did it en route to the 1st-ever World Series Championship in a regular season schedule that consisted of only 141 games (138 decisions and 3 ties)...Boston was the 1st ML team to accomplish the feat since the 2005 Cardinals.

🔴 The Sox endured 5 season-long 3-game slides, with only 2 after May and 1 after the All-Star break (8/14-16).

Hide the Brooms

🔴 Boston was swept in a multi-game series just once all year, a 3-game set in Texas from 5/3-5...Including a 1-game make-up series loss on 7/29 vs. TB, Boston's 2 times swept were the fewest in the AL and tied the Cardinals for the lowest total in the majors.

🔴 The 1 sweep suffered in a multi-game series was Boston's fewest in a season since 1995 (1)...It was the 1st Red Sox team to not be swept in a home series of more than 1 game since 2004 (Source: Elias).

Series Business

🔴 Boston led the majors with 33 series victories in 2013, matching the 2nd-largest total in club history (see chart, courtesy STATS).

🔴 The Sox won 8 straight series from 8/19-9/15 for the 1st time since 1995.

RED SOX MOST SERIES WON

YEAR	SERIES
1946	37
2013	33
2007	33
1949	33
1948	33

In the Margins

🔴 The Red Sox led the majors with a +197 run differential (853 runs scored, 656 runs allowed)...It was the 2nd-best differential by a Red Sox team since 1950, trailing only 2007's +210 mark...Boston saw its run differential increase by 269 from a -72 mark in 2012...That was the 3rd-largest increase in run differential for Red Sox teams behind 1946 (+273 from 1945) and 1933 (+291 from 1932).

🔴 Only 19 of Boston's 65 losses were by a margin greater than 3 runs...Over half of the club's losses (36, 55%) were decided by 2 runs or fewer.

🔴 The club did not suffer a loss by more than 3 runs in a 33-game stretch from 8/17-9/22...It was the team's longest stretch between blowout losses since 36 games from 6/20-7/30/93.



David Ortiz leads the AL East Championship celebration on September 20.

2013 Season Recap & Highlights, Continued

In the Standings

🔴 The Red Sox won the AL East by 5.5 games over the 2nd-place Rays...The Sox reached as high as 9.5 games up on 9/15...In the past 18 seasons from 1996-2013, the only other Red Sox team to take a lead that large was the 2007 squad, which topped out with an 11.5-game lead.

🔴 In total, the Sox spent an AL-high 158 days in 1st place, with sole possession of the top spot on 151 of those days...It was Boston's most days with a share of 1st place since the 2007 club totaled 173 days atop the division...They also spent 22 days in 2nd place or tied for 2nd and fell as far as 3rd place for 3 days from 5/12-14.

🔴 The Sox were in 1st place for the 1st 39 days of the season, a club-record stretch to begin a campaign (prev., 1st 25 days of 1918)...They then went a season-high 18 straight days out of 1st from 5/9-26, including a 3-day stay at a season-low 3rd place from 5/12-14...The club regained the top spot on 5/27 and held it a season-high 60 consecutive days through 7/25, reaching as high as 5.5 games up on 7/5...The Sox led 58 of the remaining 61 days, including the final 36 beginning on 8/25.

At Fenway Park

🔴 The Red Sox led the AL with a 53-28 record (.654) at home, 3rd in MLB to the Braves (.691, 56-25) and Cardinals (.667, 54-27), after finishing with the AL's 2nd-worst mark at home in 2012 (.420, 34-47)...According to Elias, Boston became the 1st team in ML history to post a home record of 25 or more games above .500 after finishing the previous season at least 10 games below .500 in games on its home field.

🔴 It was the 1st time Boston led the AL in win percentage at home since 2005 (.667, 54-27).

🔴 The Sox won their 9th straight home opener on 4/8 vs. BAL, extending a franchise-record streak...According to Elias, only 3 other teams in ML history won their 1st home game in at least 9 straight seasons: NYY (11, 1998-2008), PIT (10, 1945-1954), and CIN (9, 1983-1991).

🔴 Overall, Boston went 9-2-1 in its 12 homestands and won 18 of 27 series at Fenway Park...The Sox had a 12-5 record at home through 5/6, 3rd best in the AL, including a season-high, 6-game home winning streak to end that stretch...They won 7 consecutive home series from 6/4-7/21 and closed out the year with victories in 5 of their final 6 series at home from 8/27 on.

On the Road

🔴 At 44-37 (.543), Boston tied with Oakland (also 44-37) for the 2nd-best road record in the AL behind the Rangers (.556, 45-36)...The Sox fell 1 game shy of the Rangers and Dodgers (both 45-36) for the best road record in MLB...It was a return to form for the Red Sox, who went 45-36 (.556) on the road in 2011 before posting a 35-46 (.432) mark away from Fenway in 2012.

🔴 The Sox went 7-5-1 in their 13 road trips overall...They won their 1st 4 series away from Boston through 5/2, posting a ML-best 9-3 (.750) road record in that time, and had a 6-1 series mark through their 1st 7 road sets, culminating with a season-high-tying 5 straight road wins from 5/16-19...They again won a season-high 5 straight road games from 8/24-9/7.

Month by Month

🔴 The Sox did not post a losing month all year for the 1st time since 2009...They bookended the season with their top 2 months in April (.692, 18-8) and September (.640, 16-9).

🔴 **APRIL:** Boston got out of the gate with an MLB-best 18-8 (.692) April, the club's best month of the season by wins and win percentage...The 18 wins matched an all-time club record for April (also 1998 and 2003)...The Sox had 17 scheduled home games in April and went 11-5 at Fenway after a 4/12 postponement...Mike Napoli set club records for the month of April with an MLB-leading 18 extra-base hits and 13 doubles...Jacoby Ellsbury topped the majors with a club-record 11 stolen bases in April.

🔴 **MAY:** In the club's only non-winning month of the season (.500, 15-15), the Sox tied for the 9th-best mark in the AL...Boston batters led the majors with 122 walks, 10 more than the next-highest total (CIN, 112) and 16 more than the next-most in the AL (TB, 106)...It marked the club's most May walks since 2004 (134).

🔴 **JUNE:** At 17-11 (.607), the Sox tied Pittsburgh and Toronto (both 17-9) for the MLB lead in wins, falling 3rd in the majors to those 2 clubs in win percentage...The Red Sox led the majors in AVG (.298), runs (156), hits (298), doubles (61), XBH (101), OBP (.359), SLG (.468), and OPS (.827) in June, with 3 of the top 5 AL leaders in AVG on the team (min. 50 PA): Jose Iglesias (2nd, .395), Mike Carp (4th, .367), and Jacoby Ellsbury (5th, .360)...Boston's total of 298 hits marked the club's most in any month in 10 years since June 2003 (307)...59 full months of baseball elapsed between those 2 Junes. Boston had an AL-high 11 triples in June, their most in any month since June 2003 (15).

🔴 **JULY:** Boston went 15-10 in July, tied for 3rd best in the AL...That included an 8-4 mark at home...Sox hurlers posted a single-month season-low 3.32 ERA, their best in a July since 1972 (2.89)...David Ortiz led the team with a .344 AVG (32-for-93), reaching safely in 23 of Boston's 25 games.

RECORD BY MONTH

MONTH	RECORD
April	18-8
May	15-15
June	17-11
July	15-10
August	16-12
September	16-9

2013 Season Recap & Highlights, Continued

🔴 **AUGUST:** Boston tied for the 3rd-best AL record in August at 16-12 (.571)...Sox hurlers held opponents to a .245 AVG, 2nd best in the AL to Texas' .224 mark...Daniel Nava ranked 2nd among AL batters with a .396 AVG and finished 3rd with a .473 OBP in August (min. 50 PA).

🔴 **SEPTEMBER:** Boston closed out the year with their 2nd-best month at 16-9 (.640), scoring double-digit runs in 5 of 25 games...Boston outscored opponents 162-104, with the 162 runs representing the club's most ever in the final 25 games of a season...The Sox averaged an ML-best 6.5 runs scored per game (162 R/25 G) and 1.6 homers per game (39 HR)...It was the club's highest scoring average in a September since 1938 (6.7 in 29 G) and their highest home run rate in a September since at least 1921.

Season Breakdown

🔴 The Red Sox jumped out to the AL East lead with wins in their 1st 2 series of the season for the 1st time since 2006, taking 2 of 3 both in the Bronx and in Toronto prior to a 4-2 homestand to begin their home slate...The Sox won a season-high 7 straight games from 4/13-20 through the 1st game of a season-long 10-game homestand in which the Sox went 7-3...That homestand started one day late after the 4/19 contest was postponed due to events stemming from the Boston Marathon.

🔴 The Sox held the MLB's best record at 20-8 (.714) before suffering their only multi-game sweep of 2013, a 3-game series in Texas from 5/3-5...That started a 2-9 slide through 5/14 that dropped them down to their only season-low 3rd-place stay for the last 3 days of that stretch.

🔴 They bounced back to win 10 of the next 13 contests beginning on 5/16, and from that point through the All-Star break, Boston's 35-22 record (.614) tied for 2nd best in the AL behind Oakland (.679, 36-17)...Boston regained 1st place on 5/27, and held the top spot for a season-high 60 straight days through 7/25.

🔴 The Sox picked up their 50th win of the year on 6/30 in the midst of a season-best 8-1 homestand from 6/25-7/4, to become just the 4th Red Sox team to reach 50 wins prior to July (also 1946, 1978, and 2008)...They dropped 2 of 3 series on a west coast road trip entering the All-Star break to end the 1st half with a 2.5 game division lead.

🔴 The Sox regained 1st place with back-to-back walk-off wins on 7/31 in 15 innings and 8/1 vs. SEA...The 5-4 win on 7/31 marked Boston's latest at Fenway since 6/5/01 vs. DET (18 innings)...The Sox overcame a 6-run deficit entering the 8th and a 5-run deficit entering the 9th on 8/1, only to win 8-7...It was just the 3rd time in Sox history the team came back to win after trailing by 6+ runs entering the 8th, and 1st since 7/3/40 vs. PHA.

🔴 The Sox surpassed their entire 2012 win total with a 70th victory on 8/7 at HOU, but dropped 7 of 10 contests from 8/8-18...That led into a 4-2 west coast Interleague trip through Los Angeles and San Francisco which kickstarted a 9-series winning streak through 9/15 in which the Sox went a MLB-best 19-7 (.731).

🔴 Boston clinched a postseason berth on 9/19, earned the division title on 9/20, secured the AL's best record on 9/28, and ended with a share of MLB's best mark after a loss in their regular season finale on 9/29.



All-Star Trio

🔴 Clay Buchholz, David Ortiz, and Dustin Pedroia were all selected to the 2013 All-Star Game at Citi Field on 7/16, a 3-0 AL win...For Ortiz, who went 0-for-2 as the starting DH, it was his ML-high 9th All-Star selection in the last 10 years...Pedroia (4th All-Star selection) entered as a pinch runner in the 1st inning and went 0-for-2 at 2B...Buchholz (2nd-time All-Star) attended the festivities but did not pitch due to injury.

Batting

🔴 The Sox led the majors with 853 runs scored, 5.3 runs per game, 819 RBI, 363 doubles, 570 extra-base hits, 2,521 total bases, a .349 OBP, .446 SLG, and .795 OPS...Boston finished 2nd in MLB with a .277 AVG and 1,566 hits, trailing only Detroit in each (.283 AVG, 1,625 H)...The club's 581 walks ranked 3rd in MLB (2nd in AL), trailing only TB (589, including 7 in game 163) and CIN (585).

🔴 Boston returned to the top of MLB's leaderboard in runs scored and runs per game after a 1-year hiatus atop MLB in those categories...Boston led the majors with 875 runs and 5.4 runs per game in 2011, but fell to 734 runs and 4.5 runs per game in 2012 (T-8th in MLB)...The club's 819 RBI also topped the majors in 2013.

🔴 This was Boston's 4th straight year leading MLB in doubles and the team's ML-record 18th consecutive season with at least 300 2-baggers (1996-2013)...The club ranked 3rd in the AL with 29 triples.

🔴 The Sox' 178 homers ranked 6th in the majors (5th in AL), but T-2nd in MLB with 80 after the All-Star break (OAK, 88).

2013 Season Recap & Highlights, Continued



David Ortiz recorded his 2,000th career hit on September 4 against Detroit.

🔴 **PATIENCE:** Boston led MLB with 25,639 pitches seen, and the team's 4.02 pitches per PA was the club's best single-season as far back as data is available (since 1988)...In that time, Mike Napoli's 4.58 pitches/PA was the best Red Sox season.

🔴 **Opposing starters** failed to reach 6.0 innings a ML-high 88 times against Boston this year...It was Boston's most since the 2004 club knocked out 89 starters before 6.0 innings.

🔴 **GRAND SLAMS:** The Sox' 9 grand slams were 2 more than any other MLB team (SEA, 7) and the most by an AL club since the 2008 Indians (11)...It tied Boston's 2nd-most slams in a season, most since a team-record 11 in 2005...Mike Napoli's 3 grand slams led the AL and tied for the ML lead.

🔴 Boston's 5 slams in September set a team single-month record and tied the MLB record for September (1983 Orioles).

🔴 **PINCH HITTING:** Red Sox pinch-hitters led the majors with a .359 OBP, .564 SLG, and .923 OPS...It was Boston's best pinch-hit SLG and OPS since at least 1974, and the best SLG by any team's pinch-hitters since the

2000 Rangers slugged .573...Overall, the Sox hit .244 (19-for-78) with 12 walks, and 2 HBP in the pinch.

🔴 Boston tied the 1953 club record with an AL-leading 7 pinch-hit homers, and also paced the AL with 20 pinch-hit RBI...Jonny Gomes' 4 pinch-hit homers led the AL and tied for the ML lead.

🔴 **LATE WINS:** Boston's 11 walk-off wins trailed only Tampa Bay (13) among AL clubs...It was the Sox' most walk-offs since the 1961 club's 12, and 2 shy of the team-record 13 in 1940.

🔴 **FACING ROOKIES:** 16 rookies started against Boston and combined to go 3-10 with a 6.14 ERA (58 ER/85.0 IP)...They averaged just 5.1 innings per start, including 11 starts shorter than 6.0 innings.

Pitching

🔴 Boston's 3.79 team ERA ranked 6th in the AL, down from 4.70 in 2012...It was the Sox' best ERA 2002 (3.75).

🔴 From 8/19 through the end of the season, Red Sox pitchers led the majors in opponent AVG (.220), opponent OBP (.288), opponent OPS (.630), and WHIP (1.14)...In that time, their 3.45 ERA ranked 5th in the AL.

🔴 The Sox had an 11-game streak allowing no more than 3 runs and 8 hits from 8/19-31, the longest in MLB since a 12-gamer by Toronto in 1991...It was the club's longest streak allowing 3 hits or fewer since 1988.

🔴 **STRIKING RESULTS:** The team set all-time club records with 1,294 strikeouts and 8.0 strikeouts per 9.0 innings pitched...Sox hurlers recorded a club-record 47 double-digit strikeout games, including a club-record streak of 4 straight games with 11+ strikeouts from 4/24-27 (48 total SO).

🔴 **HOME FIELD EDGE:** Boston pitchers posted a 3.57 ERA at home this year compared to an AL-worst 4.75 home ERA in 2012, an improvement of 1.18...It was the club's best home ERA since 1992 (3.52)...The team's .243 opponent AVG at home was its best since 1968 (.242), and its .308 opponent OBP was its best since at least 1921...Sox pitchers' 670 strikeouts at Fenway set a club record.

🔴 **STARTERS:** Red Sox starters went 67-42 (.615) with a 3.84 ERA, fanning 830 batters in 984.0 innings...The starters' .247 opponent AVG was 2nd best in the AL (OAK, .245) and the club's best since 2002 (.243).

🔴 **RELIEVERS:** Sox relievers went 30-23 (.566) with 33 saves...Koji Uehara's 0.57 WHIP was the best single-season mark in ML history (min. 40.0 IP)...He set a club record with 37 consecutive batters retired, 8/17-9/13.

🔴 **TOP 2 MONTHS:** With 255 SO in April and 249 in May, Sox hurlers set the top 2 monthly totals in team history...The April total passed the 2002 Diamondbacks (230) for the MLB mark for any April.

Fielding

🔴 Boston was 6th in the AL with a .987 fielding pct., 2nd best in MLB at .990 from 7/29 to the end of the year.

🔴 Dustin Pedroia, who set all-time club records with 159 starts and 160 games at 2B, finished 2nd among AL qualifiers at the position, barely trailing TB's Ben Zobrist, .9927 to .9928...He also led the AL with a .836 zone rating at the position...Pedroia's set a club record with 69 errorless games at 2B to begin the season.

🔴 Victorino had 10 outfield assists (T-6th in AL)...His 9 from RF were the most by a Sox since Trot Nixon in 2005 (9).

On The Bases

🔴 The Red Sox led MLB with an 86.6 SB pct. (123-for-142), the best rate in AL history since CS has been tracked (1914-15, 1920+ in AL)...123 SB were the club's 2nd most in the live ball era (since 1920), after 2009 (126).

🔴 Boston was successful in its last 39 SB attempts of the year starting on 8/9, the longest ML streak since CS has been tracked in both leagues (beginning in 1951).

2013 Statistical Summary

2013 Batting Statistics

PLAYER	AVG	G	AB	R	H	2B	3B	HR	RBI	SH	SF	HP	BB	SO	SB	CS	E	SLG	OBP
Berry, Q	.625	13	8	5	5	0	0	1	4	0	0	0	1	2	3	0	1	.667	1.000
*Bogaerts, X	.250	18	44	7	11	2	0	1	5	0	1	0	5	13	1	0	0	.364	.320
*Bradley Jr., J	.189	37	95	18	18	5	0	3	10	0	2	10	31	2	0	1	0	.337	.280
*Britton, D	.000	19	0	1	0	0	0	0	0	0	0	0	0	0	0	0	0	.000	.000
Carp, M	.296	86	216	34	64	18	2	9	43	0	3	2	22	67	1	0	2	.523	.362
Ciriaco, P	.210	33	62	4	13	3	1	1	4	0	1	0	6	13	3	1	7	.339	.275
BOS	.216	28	51	4	11	2	1	1	4	0	1	0	6	12	2	1	7	.353	.293
*Diaz, J	.000	5	4	2	0	0	0	0	0	0	0	0	0	0	0	0	0	.000	.000
Doubtront, F	.000	29	3	0	0	0	0	0	0	1	0	0	0	0	0	0	1	.000	.000
Drew, S	.253	124	442	57	112	29	8	13	67	0	4	1	54	124	6	0	8	.443	.333
Ellsbury, J	.298	134	577	92	172	31	8	9	53	1	2	5	47	92	52	4	3	.426	.355
Gomes, J	.247	116	312	49	77	17	0	13	52	0	5	6	43	89	1	0	1	.426	.344
*Holt, B	.203	26	59	9	12	2	0	0	11	3	3	0	7	4	1	0	2	.237	.275
*Iglesiass, J	.303	109	350	39	106	16	2	3	29	4	2	11	15	60	5	2	6	.386	.349
BOS	.330	63	215	27	71	10	2	1	19	0	2	6	11	30	3	1	4	.409	.376
Lackey, J	.000	29	5	0	0	0	0	0	0	1	0	0	0	3	0	0	2	.000	.000
Lavarney, R	.299	25	77	8	23	7	0	1	14	0	1	2	2	17	0	0	1	.429	.329
Lester, J	.000	33	6	0	0	0	0	0	0	1	0	0	0	4	0	0	2	.000	.000
McDonald, J	.133	14	15	3	2	0	0	0	0	0	0	0	2	4	0	0	1	.133	.235
BOS	.250	6	8	1	2	0	0	0	0	0	0	0	0	3	0	0	0	.250	.333
Middlebrooks, W	.227	94	348	41	79	18	0	17	49	1	3	2	20	98	3	1	10	.425	.271
Morales, F	.000	20	2	0	0	0	0	0	0	0	0	0	0	2	0	0	0	.000	.000
Mortensen, C	.000	24	1	0	0	0	0	0	0	0	0	0	0	1	0	0	1	.000	.000
Napoli, M	.259	139	498	79	129	38	2	23	92	0	1	6	73	187	1	1	6	.482	.360
Nava, D	.303	134	458	77	139	29	0	12	66	4	8	15	51	93	0	2	4	.445	.385
RIGHT	.252	119	30	4	0	2	13	4	4	0	12	32						.336	.311
LEFT	.322	339	109	25	0	10	53	0	4	15	39	61						.484	.411
Ortiz, D	.309	137	518	84	160	38	2	30	103	0	5	1	76	88	4	0	0	.564	.395
Peavy, J	.067	23	15	1	1	1	0	0	0	0	0	0	0	0	0	0	0	.133	.067
BOS	.111	10	9	1	1	1	0	0	0	0	0	0	0	0	0	0	0	.222	.111
Pedroia, D	.301	160	641	91	193	42	2	9	84	0	7	3	73	75	17	5	5	.415	.372
Ross, D	.216	36	102	11	22	5	0	4	10	2	0	1	11	42	1	0	1	.382	.298
Saltalamacchia, J	.273	121	425	68	116	40	0	14	65	0	2	0	43	139	4	1	6	.466	.338
RIGHT	.218	119	26	6	0	2	16	0	1	0	16	36						.319	.309
LEFT	.294	306	90	34	0	12	49	0	1	0	27	103						.523	.350
Snyder, B	.180	27	50	5	9	3	0	2	7	0	0	2	0	16	0	0	1	.360	.212
Victorino, S	.294	122	477	82	140	26	2	15	61	10	2	18	25	75	21	3	3	.451	.351
RIGHT	.309	269	83	15	0	12	41	5	0	17	12	49						.498	.376
LEFT	.274	208	57	11	2	3	20	5	2	1	13	26						.389	.317
BOSTON	.277	162	5651	853	1566	363	29	178	819	24	50	72	581	1308	123	19	80	.446	.349
OPPONENTS	.248	162	5509	656	1366	281	26	156	621	21	42	47	524	1294	133	43	94	.393	.316

2013 Pitching Statistics

PITCHER	W-L	ERA	G	GS	CG	SHO	SV	IP	H	R	ER	HR	HB	BB	SO	WP	BK	AVG.
Aceves, A	4-1	4.86	11	6	0	0	0	37.0	42	21	20	8	0	22	24	0	2	.288
Bailey, A	3-1	3.77	30	0	0	0	8	28.2	23	12	12	7	0	12	39	0	0	.223
Bard, D	0-0	9.00	2	0	0	0	0	1.0	1	1	1	0	0	2	1	0	0	.250
Beato, P	1-1	3.60	10	0	0	0	0	10.0	12	5	4	1	1	2	5	0	0	.279
Breslow, C	5-2	1.81	61	0	0	0	0	59.2	49	16	12	3	2	18	33	2	0	.228
*Britton, D	1-1	3.86	18	0	0	0	0	21.0	21	9	9	1	0	7	17	0	0	.280
Buchholz, C	12-1	1.74	16	16	1	1	0	108.1	75	23	21	4	1	36	96	1	0	.199
De La Rosa, R	0-2	5.56	11	0	0	0	0	11.1	15	7	7	2	3	2	6	1	0	.313
*De La Torre, J	0-0	6.35	7	0	0	0	0	11.1	10	8	8	2	1	10	15	0	0	.244
Dempster, R	8-9	4.57	32	29	0	0	0	171.1	170	97	87	26	6	79	157	9	1	.256
Doubtront, F	11-6	4.32	29	27	0	0	0	162.1	161	84	78	13	5	71	139	8	0	.261
Hanrahan, J	0-1	9.82	9	0	0	0	4	7.1	10	8	8	4	0	6	5	1	0	.333
Lackey, J	10-13	3.52	29	29	2	0	0	189.1	179	80	74	26	6	40	161	4	0	.247
Lester, J	15-8	3.75	33	33	1	1	0	213.1	209	94	89	19	7	67	177	5	0	.253
Miller, A	1-2	2.64	37	0	0	0	0	30.2	25	12	9	3	2	17	48	2	0	.217
Morales, F	2-2	4.62	20	1	0	0	0	25.1	24	13	13	2	3	15	21	3	0	.255
Mortensen, C	1-2	5.34	24	0	0	0	0	30.1	32	19	18	3	3	16	21	1	0	.267
Peavy, J	12-3	4.17	23	23	2	0	0	144.2	130	70	67	20	2	36	121	0	2	.238
BOS	4-1	4.04	10	10	1	0	0	64.2	56	29	29	6	1	19	45	0	1	.230
Tazawa, J	5-4	3.16	71	0	0	0	0	68.1	70	25	24	9	1	12	72	3	1	.265
Thornton, M	0-4	3.74	60	0	0	0	0	43.1	47	20	18	4	2	15	30	2	0	.285
BOS	0-1	3.52	20	0	0	0	0	15.1	22	6	6	0	0	5	9	1	0	.349
Uehara, K	4-1	1.09	73	0	0	0	21	74.1	33	10	9	5	1	9	101	1	0	.130
Villarreal, B	0-2	20.77	8	0	0	0	0	4.1	8	10	10	1	0	9	6	1	0	.444
BOS	0-0	---	1	0	0	0	0	0.0	0	0	0	0	0	1	0	0	0	.000
*Webster, A	1-2	8.60	8	7	0	0	0	30.1	37	30	29	7	2	18	23	1	0	.308
*Wilson, A	1-1	4.88	26	0	0	0	0	27.2	34	16	15	0	1	14	22	1	0	.306
*Workman, B	6-3	4.97	20	3	0	0	0	41.2	44	23	23	5	0	15	47	1	0	.272
*Wright, S	2-0	5.40	4	1	0	0	0	13.1	12	8	8	0	1	9	10	2	0	.245
BOSTON	97-65	3.79	162	162	5	8	33	1454.0	1366	656	613	156	47	524	1294	47	5	.248
OPPONENTS	65-97	5.02	162	162	4	11	39	1439.0	1566	853	803	178	72	581	1308	66	5	.277

2013 Statistical Summary, Continued

2013 Fielding Statistics

PLAYER	POS.	PCT.	G	GS	PO	A	E	TC	DP	TP
Berry, Q	OF	1.000	9	1	4	0	0	4	0	0
*Bogaerts, X	3B	1.000	9	6	9	9	0	18	1	0
	SS	1.000	8	6	6	20	0	26	1	0
*Bradley, Jr., J	OF	.983	34	26	57	1	1	59	0	0
Carp, M	1B	.990	29	23	188	12	2	202	19	0
	OF	1.000	43	33	43	0	0	43	0	0
Ciriaco, P	3B	.778	10	5	3	11	4	18	0	0
	SS	.857	8	7	9	9	3	21	4	0
Diaz, J	2B	.000	1	0	0	0	0	0	0	0
	3B	1.000	3	1	2	3	0	5	0	0
Drew, S	SS	.984	124	122	176	332	8	516	82	0
Ellsbury, J	OF	.992	134	134	347	3	3	353	2	0
Gomes, J	OF	.992	101	67	119	5	1	125	2	0
*Holt, B	2B	1.000	5	0	2	2	0	4	0	0
	3B	.951	20	17	14	25	2	41	4	0
*Iglesias, J	2B	1.000	3	1	2	2	0	4	0	0
	3B	.962	34	33	19	56	3	78	4	0
	SS	.990	29	27	34	70	1	105	17	0
Lavarnway, R	C	.993	22	18	131	8	1	140	4	0
McDonald, J	2B	1.000	6	2	7	6	0	13	1	0
Middlebrooks, W	1B	1.000	1	1	10	1	0	11	0	0
	3B	.954	92	90	53	155	10	218	12	0
Napoli, M	1B	.994	131	123	976	87	6	1069	96	0
Nava, D	1B	.986	19	8	63	6	1	70	5	0
	OF	.984	120	108	181	5	3	189	0	0
Ortiz, D	1B	1.000	6	6	36	1	0	37	4	0
Pedroia, D	2B	.993	160	159	254	429	5	688	102	0
Ross, D	C	.997	36	33	288	13	1	302	2	0
Saltalamacchia, J	C	.994	119	111	908	46	6	960	4	0
Snyder, B	1B	1.000	6	1	15	1	0	16	3	0
	3B	.970	17	10	8	24	1	33	4	0
	OF	.000	1	0	0	0	0	0	0	0
Victorino, S	OF	.990	122	117	296	10	3	309	3	0

PITCHER	POS.	PCT.	G	GS	PO	A	E	TC	DP	TP
Aceves, A	P	.818	11	6	2	7	2	11	0	0
Bailey, A	P	1.000	30	0	1	0	0	1	1	0
Bard, D	P	1.000	2	0	0	1	0	1	0	0
Beato, P	P	1.000	10	0	0	1	0	1	0	0
Breslow, C	P	1.000	61	0	5	9	0	14	2	0
*Britton, D	P	1.000	18	0	0	3	0	3	1	0
Buchholz, C	P	.938	16	16	17	13	2	32	1	0
De La Rosa, R	P	.667	11	0	1	1	1	3	0	0
*De La Torre, J	P	1.000	7	0	1	0	0	1	0	0
Dempster, R	P	.912	32	29	12	19	3	34	2	0
Doubont, F	P	.958	29	27	5	18	1	24	1	0
Hanrahan, J	P	1.000	9	0	1	1	0	2	0	0
Lackey, J	P	.959	29	29	18	29	2	49	0	0
Lester, J	P	.938	33	33	12	18	2	32	1	0
Miller, A	P	.800	37	0	2	2	1	5	0	0
Morales, F	P	1.000	20	1	1	4	0	5	0	0
Mortensen, C	P	.875	24	0	3	4	1	8	0	0
Peavy, J	P	1.000	23	23	10	10	0	20	0	0
Tazawa, J	P	1.000	71	0	2	6	0	8	1	0
Thornton, M	P	.818	60	0	3	6	2	11	0	0
Uehara, K	P	1.000	73	0	2	7	0	9	0	0
Villarreal, B	P	1.000	8	0	0	2	0	2	1	0
*Webster, A	P	1.000	8	7	3	2	0	5	0	0
*Wilson, A	P	1.000	26	0	1	6	0	7	1	0
*Workman, B	P	1.000	20	3	0	1	0	1	0	0
*Wright, S	P	1.000	4	1	0	1	0	1	0	0
*Rookie										

2013
In Review

2013 Statistical Summary, Continued

2013 Batting Profile

	AVG	G	AB	R	H	2B	3B	HR	RBI	SH	SF	HP	BB	SO	SB	CS	E	SLG	OBP
TOTAL	.277	162	5651	853	1566	363	29	178	819	24	50	72	581	1308	123	19	65	.446	.349
vs. LHP	.265		1887	250	500	113	6	52	241	13	13	21	190	436	30	5		.414	.337
vs. RHP	.283		3764	603	1066	250	23	126	578	11	37	51	391	872	93	14		.462	.355
HOME	.285	81	2737	419	781	205	18	83	407	12	27	30	278	631	55	9	36	.464	.354
ROAD	.269	81	2914	434	785	158	11	95	412	12	23	42	303	677	68	10	29	.429	.344
DAY	.273	43	1464	217	400	96	11	42	209	7	13	18	154	351	35	8	19	.440	.347
NIGHT	.278	119	4187	636	1166	267	18	136	610	17	37	54	427	957	88	11	46	.448	.350
GRASS	.282	144	5001	763	1412	323	29	153	730	21	46	65	501	1135	101	17	60	.450	.352
TURF	.237	18	650	90	154	40	0	25	89	3	4	7	80	173	22	2	5	.414	.325
RUNNERS ON	.285	162	2600	758	740	161	10	83	724	24	50	42	286	583	123	19		.450	.359
NONE ON	.271	162	3051	95	826	202	19	95	95	0	0	30	295	725	0	0		.443	.341
RISP	.278	161	1559	663	433	84	6	50	634	13	50	27	197	366	48	4		.436	.358
RISP/2 OUTS	.249	159	707	254	176	41	5	17	243	0	0	11	104	166	28	0		.393	.354
INNINGS 1-6	.288	162	3848	586	1110	258	24	121	564	17	38	50	359	829	79	15		.462	.354
INNINGS 7+	.253	161	1803	267	456	105	5	57	255	7	12	22	222	479	44	4		.412	.340
DH	.310	152	587	99	182	44	2	33	110	0	5	3	86	102	5	1		.560	.398
VS. AL	.274	142	4959	735	1357	310	24	155	708	17	40	57	523	1151	106	15		.440	.347
VS. NL	.302	20	692	118	209	53	5	23	111	7	10	15	58	157	17	4		.493	.364
ARIZONA	.278	3	97	15	27	3	1	4	15	1	4	4	10	27	1	0	1	.454	.357
BALTIMORE	.255	19	659	84	168	33	4	25	82	2	4	2	55	146	14	4	8	.431	.313
CLEVELAND	.271	7	236	43	64	17	3	3	41	1	4	4	31	76	8	1	4	.407	.360
CHICAGO (AL)	.247	6	194	29	48	8	0	2	26	0	1	2	34	35	5	0	1	.320	.364
COLORADO	.351	4	151	34	53	13	2	4	32	1	2	2	13	27	3	1	2	.543	.405
DETROIT	.310	7	248	43	77	15	2	11	40	0	2	7	23	52	4	0	4	.520	.382
HOUSTON	.331	7	251	50	83	22	2	10	48	0	1	1	34	59	3	2	2	.554	.411
KANSAS CITY	.261	7	238	25	62	13	1	3	24	1	0	4	24	50	6	2	4	.361	.338
LA (NL)	.224	3	98	12	22	5	0	4	11	1	1	2	5	28	2	0	1	.398	.274
LA (AL)	.296	6	230	35	68	12	2	8	32	1	1	0	23	53	7	0	2	.470	.358
MINNESOTA	.299	7	254	38	76	13	0	11	38	1	5	0	30	42	2	1	7	.480	.367
NEW YORK (AL)	.315	19	680	120	214	54	1	24	118	4	5	12	66	157	13	1	7	.503	.383
OAKLAND	.221	6	199	21	44	13	2	2	21	1	0	5	15	41	5	0	3	.337	.292
PHILADELPHIA	.290	4	138	22	40	10	1	5	21	2	1	3	14	34	6	1	0	.486	.365
SEATTLE	.308	7	276	55	85	15	0	12	51	2	6	6	34	66	1	0	3	.493	.388
TAMPA BAY	.208	19	625	71	130	33	3	13	69	3	5	5	59	165	18	2	3	.333	.280
SAN DIEGO	.356	3	101	14	36	13	0	3	14	0	0	2	8	18	3	2	0	.574	.414
TEXAS	.272	6	202	29	55	16	1	8	29	0	3	2	25	53	4	0	4	.480	.353
SAN FRANCISCO	.290	3	107	21	31	9	1	3	18	2	2	2	8	23	2	0	1	.477	.345
TORONTO	.274	19	667	92	183	46	3	23	89	1	3	7	70	156	16	2	8	.456	.348

2013 Statistical Summary, Continued

2013 Pitching Profile

	W-L	ERA	G	GS	CG	SHO	SV	IP	H	R	ER	HR	HB	BB	SO	WP	BK	AVG.
TOTALS	97-65	3.79	162	162	5	2	33	1454	1366	656	613	156	47	524	1294	47	5	.248
vs. LHB	W-L	ERA	G	GS	CG	SHO	SV	IP	H	R	ER	HR	HB	BB	SO	WP	BK	AVG.
vs. RHB	—	—	—	—	—	—	—	—	591	—	—	62	11	241	629	23	5	.237
	—	—	—	—	—	—	—	—	775	—	—	94	36	283	665	24	5	.257
HOME	W-L	ERA	G	GS	CG	SHO	SV	IP	H	R	ER	HR	HB	BB	SO	WP	BK	AVG.
ROAD	53-28	3.57	81	81	2	1	17	742	682	320	294	70	24	250	670	25	5	.243
	44-37	4.03	81	81	3	1	16	712	684	336	319	86	23	274	624	22	0	.253
DAY	W-L	ERA	G	GS	CG	SHO	SV	IP	H	R	ER	HR	HB	BB	SO	WP	BK	AVG.
NIGHT	28-15	3.30	43	43	0	0	10	385	351	155	141	34	12	129	346	17	0	.243
	69-50	3.97	119	119	5	2	23	1069	1015	501	472	122	35	395	948	30	5	.250
vs. AL	W-L	ERA	G	GS	CG	SHO	SV	IP	H	R	ER	HR	HB	BB	SO	WP	BK	AVG.
vs. NL	83-59	3.94	142	142	3	2	29	1277.1	1211	602	559	133	43	477	1149	46	5	.250
	14-6	2.75	20	20	2	0	4	176.2	155	54	54	23	4	47	145	1	0	.235
ARIZONA	W-L	ERA	G	GS	CG	SHO	SV	IP	H	R	ER	HR	HB	BB	SO	WP	BK	AVG.
BALTIMORE	1-0	3.00	3	3	0	0	1	27.0	30	9	9	3	1	3	24	0	0	.280
CLEVELAND	8-11	3.49	19	19	1	0	3	172.2	150	71	67	20	6	57	152	7	2	.230
CHICAGO (AL)	6-1	3.71	7	7	0	0	3	63.0	57	30	26	4	1	26	64	1	0	.242
COLORADO	4-2	3.63	6	6	0	0	2	52.0	43	22	21	5	0	18	35	0	0	.225
DETROIT	3-1	5.14	4	4	0	0	1	35.0	42	20	20	7	0	10	34	1	0	.294
HOUSTON	3-4	4.65	7	7	0	0	1	60.0	67	35	31	6	1	22	52	1	0	.282
KANSAS CITY	6-1	3.92	7	7	0	0	1	62.0	53	27	27	4	3	21	73	5	2	.232
LA (NL)	2-5	4.43	7	7	0	0	2	61.0	69	33	30	10	1	21	49	2	0	.289
LA (AL)	2-1	1.73	3	3	2	0	1	26.0	11	5	5	2	0	6	19	0	0	.129
MINNESOTA	3-3	4.47	6	6	0	0	0	54.1	58	30	27	8	3	20	43	2	0	.272
NEW YORK (AL)	4-3	4.23	7	7	0	0	1	66.0	64	39	31	6	2	27	74	0	2	.249
OAKLAND	13-6	4.19	19	19	1	1	3	167.2	164	85	78	9	13	64	133	10	0	.258
PHILADELPHIA	3-3	5.30	6	6	0	0	3	52.2	43	32	31	6	2	34	53	2	4	.225
SEATTLE	2-2	3.09	4	4	0	0	0	35.0	34	12	12	9	1	14	30	0	0	.258
TAMPA BAY	6-1	5.22	7	7	0	0	2	69.0	84	43	40	7	2	23	68	4	0	.295
SAN DIEGO	12-7	2.93	19	19	0	0	2	175.0	149	57	57	17	4	73	159	5	0	.232
TEXAS	3-0	1.33	3	3	0	0	1	27.0	19	4	4	1	1	8	23	0	0	.196
SAN FRANCISCO	2-4	4.70	6	6	0	0	0	51.2	63	27	27	10	2	18	49	1	0	.297
TORONTO	2-1	1.35	3	3	0	0	0	26.2	19	4	4	1	1	6	15	0	0	.200
	11-8	3.49	19	19	1	1	6	170.1	147	71	66	21	3	53	145	6	0	.234

2013
in Review

2013 Statistical Summary, Continued

2013 Day-By-Day

GM	DATE	DAY	D/N	OPP.	SCORE	REC.	POS.	GA/GB	PITCHERS: W / L / SV	ATTEND.	H/R NO.	H/R TOTAL
1	4/1	Mon	D	at NYY	W8-2	1-0	1st	+0.5	LESTER (1-0) / Sabathia	49,514*	1	49,514
2	4/2	Tue	N	at NYY	W7-4	1-0	T-1st	+1.0	OFF DAY			
3	4/3	Wed	N	at NYY	W7-4	2-0	1st	+1.0	BUCHHOLZ (1-0) / Kuroda / HANRAHAN (1)	40,216	2	89,730
4	4/4	Thu	N	at NYY	L2-4	2-1	T-1st	+1.0	Pettitte / DEMPSTER (0-1) / Rivera	40,611	3	130,341
5	4/5	Fri	N	at TOR	W6-4	3-1	T-1st	+1.0	TAZAWA (1-0) / Rogers / HANRAHAN (2)	45,328	4	175,669
6	4/6	Sat	D	at TOR	L0-5	3-2	T-1st	+1.0	Happ / LACKEY (0-1)	45,797	5	221,466
7	4/7	Sun	D	at TOR	W13-0	4-2	1st	+1.0	LESTER (2-0) / Dickey	41,168	6	262,634
8	4/8	Mon	D	BAL	W3-1	5-2	1st	+2.0	BUCHHOLZ (2-0) / Chen / HANRAHAN (3)	37,008*	1	37,008
9	4/9	Tue	N	BAL	L5-8	5-2	1st	+1.5	OFF DAY			
10	4/10	Wed	N	BAL	L5-8	5-3	1st	+1.0	O'Day / HANRAHAN (0-1) / Johnson	30,862	2	67,870
11	4/11	Thu	N	BAL	L2-3	5-4	T-1st	+0.5	Matusz / MORTENSEN (0-1) / Johnson	27,704	3	95,574
12	4/12	Fri	N	TB	N	5-4	T-1st	+0.5	PPD (Rain)			
13	4/13	Sat	D	TB	W2-1(10)	6-4	1st	+0.5	TAZAWA (2-0) / Gomes	33,039	4	128,613
14	4/14	Sun	D	TB	W5-0	7-4	1st	+1.0	BUCHHOLZ (3-0) / Cobb	35,198	5	163,811
15	4/15	Mon	D	TB	W3-2	8-4	1st	+1.5	BAILEY (1-0) / Peralta	37,449*	6	201,260
16	4/16	Tue	N	at CLE	W7-2	9-4	1st	+1.5	DOUBRONT (1-0) / Jimenez	9,143	7	217,777
17	4/17	Wed	N	at CLE	W6-3	10-4	1st	+1.5	ACEVES (1-0) / Masterson / BAILEY (1)	10,282	8	282,059
18	4/18	Thu	N	at CLE	W6-3	11-4	1st	+2.5	LESTER (3-0) / McAllister / BAILEY (2)	12,936	9	294,995
19	4/19	Fri	N	KC	N	11-4	1st	+2.0	PPD			
20	4/20	Sat	D	KC	W4-3	12-4	1st	+2.0	BUCHHOLZ (4-0) / Herrera / BAILEY (3)	35,152	7	236,412
21	4/21	Sun	D	KC	L4-4	12-5	1st		Santana / DEMPSTER (0-2) / Holland	31,483	8	267,895
22	4/22	Mon	N	KC	L4-5(10)	12-6	1st	+1.5	Herrera / MILLER (0-1) / Holland	33,270	9	301,165
23	4/23	Tue	N	OAK	W9-6	13-6	1st	+2.0	DOUBRONT (2-0) / Griffin / BAILEY (4)	28,926	10	330,091
24	4/24	Wed	N	OAK	L0-13	13-7	1st	+1.0	Colon / ACEVES (1-1)	29,006	11	359,097
25	4/25	Thu	N	OAK	W6-5	14-7	1st	+2.0	LESTER (4-0) / Anderson / HUNTER (5)	29,274	12	388,371
26	4/26	Fri	N	HOU	W7-2	15-7	1st	+2.0	BUCHHOLZ (5-0) / Hummer	30,093	13	418,464
27	4/27	Sat	N	HOU	W7-3	16-7	1st	+2.0	DEMPSTER (1-2) / Bedard	29,312	14	447,776
28	4/28	Sun	N	HOU	W8-4	17-7	1st	+2.0	DOUBRONT (3-0) / Peacock	34,726	15	482,502
29	4/29	Mon	D	HOU	W6-1	18-7	1st	+2.5	LACKEY (1-1) / Norris	36,527*	16	519,029
30	4/30	Tue	N	at TOR	L7-9	18-8	1st	+2.0	OFF DAY			
31	5/1	Wed	N	at TOR	W10-1	19-8	1st	+2.0	Delabar / TAZAWA (2-1) / Janssen	22,915	10	317,910
32	5/2	Thu	N	at TOR	W3-1	20-8	1st	+2.5	BUCHHOLZ (6-0) / Buehrle	21,094	11	339,004
33	5/3	Fri	N	at TEX	L0-7	20-9	1st	+2.5	DEMPSTER (2-2) / Happ / HANRAHAN (4)	25,851	12	364,855
34	5/4	Sat	N	at TEX	L1-5	20-10	1st	+1.5	Holland / DOUBRONT (3-1)	42,441	13	407,296
35	5/5	Sun	D	at TEX	L3-4	20-11	1st	+1.5	Ogando / LACKEY (1-2)	47,173	14	454,469
36	5/6	Mon	N	MIN	W6-5(11)	21-11	1st	+2.0	Nathan / MORTENSEN (0-2)	46,228	15	500,697
37	5/7	Tue	N	MIN	L1-6	21-12	1st	+1.0	MORTENSEN (1-2) / Burton	31,088	17	550,117
38	5/8	Wed	N	MIN	L8-15	21-13	T-1st	+1.0	Diamond / DEMPSTER (2-3)	30,549	18	580,666
39	5/9	Thu	N	MIN	L3-5	21-14	T-2nd	---	Presly / WEBSTER (0-1)	29,969	19	610,635
40	5/10	Fri	N	TOR	W5-0	22-14	T-2nd	---	Correa / LACKEY (1-3) / Perkins	31,571	20	642,206
41	5/11	Sat	D	TOR	L2-3	22-15	T-2nd	-1.0	Oliver / (5-0) / Ortiz	33,606	21	675,812
42	5/12	Sun	D	TOR	L4-12	22-16	3rd	-2.0	LESTER (TAZAWA (2-2)) / Janssen	36,543*	22	712,355
43	5/13	Mon	N	TOR	L4-12	22-16	3rd	-2.0	Jenkins / DEMPSTER (2-4)	35,532	23	747,887
44	5/14	Tue	N	at TB	L3-5	22-17	3rd	-3.0	OFF DAY			
45	5/15	Wed	N	at TB	W9-2	23-17	T-2nd	-2.0	Moore / LACKEY (1-4) / Rodney	15,227	16	515,924
46	5/16	Thu	N	at TB	W4-3	24-17	2nd	-1.0	LESTER (6-0) / Price	15,767	17	531,691
47	5/17	Fri	N	at MIN	W3-2 (10)	25-17	2nd	-1.0	TAZAWA (3-2) / Rodney	16,055	18	547,746
48	5/18	Sat	N	at MIN	W12-5	26-17	2nd	-1.0	WILSON (1-0) / Roenicke / UEHARA (1)	30,210	19	577,956
49	5/19	Sun	D	at MIN	W5-1	27-17	2nd	-0.5	BRESLOW (1-0) / Diamond	36,967	20	614,923
50	5/20	Mon	N	at CWS	L4-6	27-18	2nd	-1.5	LACKEY (2-4) / Hernandez	33,042	21	647,965
51	5/21	Tue	N	at CWS	L1-3	27-19	2nd	-1.5	Axelrod / LESTER (6-1) / Reed	21,816	22	669,781
52	5/22	Wed	N	at CWS	W6-2	28-19	2nd	-0.5	Quintana / DOUBRONT (3-2) / Reed	21,984	23	691,765
53	5/23	Thu	N	CLE	L3-12	28-20	2nd	-1.0	BUCHHOLZ (7-0) / Santiago	21,298	24	713,063
54	5/24	Fri	N	CLE	W8-1	29-20	2nd	-1.0	McAllister / DEMPSTER (2-5)	35,254	24	783,141
55	5/25	Sat	D	CLE	W7-4	30-20	2nd	-1.0	LACKEY (3-4) / Masterson	34,074	25	817,215
56	5/26	Sun	D	CLE	W6-5	31-20	2nd	---	TAZAWA (4-2) / Pestano / BAILEY (6)	36,504*	26	853,719
57	5/27	Mon	N	PHI	W9-3	32-20	1st	+1.0	BRESLOW (2-0) / Perez	37,046*	27	890,765
58	5/28	Tue	N	PHI	L1-3	32-21	1st	+1.0	ACEVES (2-1) / Cloyd	33,627	28	924,392
59	5/29	Wed	N	at PHI	L3-4	32-22	1st	+1.0	Lee / DEMPSTER (2-6) / Papelbon	33,463	29	957,855
60	5/30	Thu	N	at PHI	W9-2	33-22	1st	+2.0	Kendrick / LACKEY (3-5) / Papelbon	38,831	25	751,894
61	5/31	Fri	N	at NYY	L1-4	33-23	1st	+1.0	MORALES (1-0) / Pettibone	40,083	26	791,977
62	6/1	Sat	N	at NYY	W11-1	34-23	1st	+2.0	Sabathia / LESTER (6-2) / Rivera	45,141	27	837,118
63	6/2	Sun	N	at NYY	W3-0	35-23	1st	+2.5	DOUBRONT (4-2) / Hughes	48,784*	28	885,902
64	6/3	Mon	N	at NYY	W3-0	35-23	1st	+2.5	BUCHHOLZ (8-0) / Kuroda	43,613	29	929,515
65	6/4	Tue	N	TEX	W17-5	36-23	1st	+2.5	OFF DAY			
66	6/5	Wed	N	TEX	L2-3	36-24	1st	+1.5	DEMPSTER (3-6) / Grimm	32,035	30	989,890
67	6/6	Thu	N	TEX	W6-3	37-24	1st	+1.5	Cotts / BRESLOW (2-1)	33,296	31	1,023,186
68	6/7	Fri	N	LAA	W7-4	37-24	1st	+2.0	BAILEY (2-0) / Kirkman	35,352	32	1,058,538
69	6/8	Sat	D	LAA	L5-9	37-25	1st	+1.5	PPD (Rain)			
70	6/9	Sun	D	LAA	W10-5	38-25	1st	+1.5	Hanson / DOUBRONT (4-3) / Frieri	34,499	33	1,093,037
71	6/10	Mon	N	at TB	W10-8 (14)	40-25	1st	+2.0	BUCHHOLZ (9-0) / Blanco	34,118	34	1,127,555
72	6/11	Tue	N	at TB	L2-6	40-26	1st	+2.0	DEMPSTER (4-6) / Wilson	35,710	35	1,166,609
73	6/12	Wed	N	at TB	W2-1	41-26	1st	+3.0	MORALES (2-0) / Ramos	15,477	30	944,992
74	6/13	Thu	N	at BAL	L4-5 (13)	41-27	1st	+2.5	Hernandez / LESTER (6-3)	16,870	31	961,862
75	6/14	Fri	N	at BAL	L0-2	41-28	1st	+1.5	ACEVES (3-1) / Archer / BAILEY (7)	15,091	32	976,953
76	6/15	Sat	D	at BAL	W5-4	42-28	1st	+2.5	McFarland / WILSON (1-1)	20,098	33	997,051
77	6/16	Sun	D	at BAL	L3-6	42-29	1st	+1.5	Tillman / DEMPSTER (4-7) / Johnson	39,158	34	1,036,209
78	6/17	Mon	D	at BAL	L3-6	42-29	1st	+1.5	LACKEY (4-5) / Garcia / BAILEY (8)	42,422	35	1,078,631
79	6/18	Tue	D	TB	W5-1	43-29	1st	+2.0	Gonzalez / LESTER (6-4) Johnson	41,311	36	1,119,942
80	6/19	Wed	N	TB	L2-6	44-30	1st	+1.5	OFF DAY			
81	6/20	Thu	N	at DET	L3-4	44-31	1st	+1.0	ACEVES (4-1) / Archer	33,430	36	1,200,039
82	6/21	Fri	N	at DET	W10-6	45-31	1st	+2.0	BAILEY (3-0) / Peralta	32,156	37	1,232,195
83	6/22	Sat	N	at DET	L3-10	45-32	1st	+2.0	Hellmickson / DEMPSTER (4-8)	35,710	38	1,267,905
84	6/23	Sun	D	at DET	L5-7	45-33	1st	+2.0	Smyly / BAILEY (3-1)	36,939	37	1,156,881
85	6/24	Mon	N	COL	W11-4	46-33	1st	+2.5	LESTER (7-4) / Fister	41,126*	38	1,198,007
86	6/25	Tue	N	COL	W5-3	47-33	1st	+3.5	Scherzer / WEBSTER (0-2)	42,508*	39	1,240,515
87	6/26	Wed	N	TOR	W7-4	48-33	1st	+3.5	Benoit / MILLER (0-2)	41,507*	40	1,282,022
88	6/27	Thu	N	TOR	W7-5	49-33	1st	+3.5	OFF DAY			
89	6/28	Fri	N	TOR	L2-6	49-34	1st	+2.5	DEMPSTER (5-8) / Nicasio	36,286	39	1,304,191
90	6/29	Sat	D	TOR	W5-4	50-34	1st	+2.5	LACKEY (5-5) / Oswalt / UEHARA (2)	34,632	40	1,338,823
91	6/30	Sun	D	TOR	W5-4	50-34	1st	+2.5	LESTER (8-4) / Wang / UEHARA (3)	34,750	41	1,373,573
92	7/1	Mon	D	TOR	W5-4	50-34	1st	+2.5	MILLER (1-2) / Wagner / UEHARA (4)	36,383	42	1,409,956
93	7/2	Tue	N	COL	W11-4	46-33	1st	+2.5	Delabar / TAZAWA (4-3)	37,437*	43	1,447,393
94	7/3	Wed	N	COL	W5-3	47-33	1st	+3.5	UEHARA (1-0) / Perez	37,425*	44	1,484,818

2013
in Review

2013 Statistical Summary, Continued

2013 Day-By-Day

GM	DATE	DAY	D/N	OPP.	SCORE	REC.	POS.	GA/GB	PITCHERS: W / L / SV	ATTEND.	H/R	NO.	H/R TOTAL
85	7/1	Mon							OFF DAY				
86	7/2	Tue	N	SD	W4-1	50-34	1st	+2.5	LACKEY (6-5) / Erlin / UEHARA (5)	36,498	45	1,521,316	
87	7/3	Wed	N	SD	W2-1	52-34	1st	+3.5	UEHARA (2-0) / Gregerson	36,911*	46	1,558,227	
88	7/4	Thu	D	SD	W8-2	53-34	1st	+4.5	WEBSTER (1-2) / Stults	37,607*	47	1,595,834	
89	7/5	Fri	N	at LAA	W6-2	54-34	1st	+5.5	DOUBRONT (5-3) / Wilson	37,092	41	1,319,114	
90	7/6	Sat	N	at LAA	L7-9(11)	54-35	1st	+5.0	De La Rosa / BRESLOW (2-2)	36,112	42	1,355,226	
91	7/7	Sun	D	at LAA	L0-3	54-36	1st	+4.5	Weaver / LACKEY (6-6) / Frieri	39,018	43	1,394,244	
92	7/8	Mon	N	at SEA	L4-11	54-37	1st	+3.5	Hernandez / LESTER (8-5)	21,830	44	1,416,074	
93	7/9	Tue	N	at SEA	W11-8	55-37	1st	+3.5	BRESLOW (2-2) / Beavan / UEHARA (6)	21,072	45	1,437,146	
94	7/10	Wed	N	at SEA	W11-4	56-37	1st	+3.5	DOUBRONT (6-3) / Harang	20,480	46	1,457,626	
95	7/11	Thu	D	at SEA	W8-7(10)	57-37	1st	+3.5	WRIGHT (1-0) / Wilhelmson / UEHARA (7)	25,367	47	1,482,993	
96	7/12	Fri	N	at OAK	W4-2	58-37	1st	+4.5	LACKEY (7-6) / Doolittle / UEHARA (8)	27,084	48	1,510,077	
97	7/13	Sat	N	at OAK	L0-3	58-38	1st	+3.5	Griffin / LESTER (8-6) / Balfour	36,067	49	1,546,144	
98	7/14	Sun	D	at OAK	L2-3(11)	58-39	1st	+2.5	Cook / THORNTON (0-4)	31,417	50	1,577,561	
99	7/15	Mon							ALL-STAR BREAK				
100	7/16	Tue							ALL-STAR BREAK				
101	7/17	Wed							ALL-STAR BREAK				
102	7/18	Thu							ALL-STAR BREAK				
103	7/19	Fri	N	NY	W4-2	59-39	1st	+2.5	DOUBRONT (7-3) / Pettitte / UEHARA (9)	38,130*	51	1,633,964	
104	7/20	Sat	D	NY	L2-5	59-40	1st	+1.5	Kuroda / LACKEY (7-7) / Rivera	37,601*	52	1,671,565	
105	7/21	Sun	N	NY	W8-7(10)	60-40	1st	+1.5	BEATO (1-0) / Warren	38,138*	53	1,709,703	
106	7/22	Mon	N	TB	L0-3	60-41	1st	+0.5	Moore / WORKMAN (0-1)	35,016	54	1,744,719	
107	7/23	Tue	N	TB	W6-2	61-41	1st	+1.5	LESTER (9-6) / Hernandez	34,609	55	1,779,328	
108	7/24	Wed	N	TB	L1-5	61-42	1st	+0.5	Price / DOUBRONT (7-4)	36,514	56	1,815,842	
109	7/25	Thu	N			61-42	1st	+0.5	PPD (Rain)				
110	7/26	Fri	N	at BAL	L0-6	61-43	2nd	-0.5	Tillman / LACKEY (7-8)	39,063	51	1,616,616	
111	7/27	Sat	N	at BAL	W7-3	62-43	2nd	-0.5	DEMPSTER (6-8) / Feldman	44,765*	52	1,661,381	
112	7/28	Sun	D	at BAL	W5-0	63-43	1st	+0.5	LESTER (10-6) / Hammel	32,891	53	1,694,272	
113	7/29	Mon	N	TB	L1-2	63-44	2nd	-0.5	Price / DOUBRONT (7-5) / Rodney	37,242*	57	1,853,084	
114	7/30	Tue	N	SEA	W8-2	64-44	2nd	-0.5	WORKMAN (1-1) / Saunders	34,578	58	1,887,662	
115	7/31	Wed	N	SEA	W5-4(15)	65-44	1st	+0.5	BRITTON (1-0) / Lueghe	35,059	59	1,922,721	
116	8/1	Thu	N	SEA	W8-7	66-44	1st	+1.0	WRIGHT (2-0) / Perez	35,886	60	1,958,607	
117	8/2	Fri	N	ARI	L6-7	66-45	1st	+1.0	Delgado / BEATO (1-1)	37,652*	61	1,996,259	
118	8/3	Sat	N	ARI	W5-2	67-45	1st	+1.0	PEAVY (9-4) / Corbin / UEHARA (1)	37,941*	62	2,034,200	
119	8/4	Sun	D	ARI	W4-0	68-45	1st	+1.0	DOUBRONT (8-5) / McCarthy	37,611*	63	2,071,811	
120	8/5	Mon	N	at HOU	L0-2	68-46	1st	+0.5	Oberholzer / LACKEY (7-9) / Fields	24,543	54	1,718,815	
121	8/6	Tue	N	at HOU	W15-10	69-46	1st	+1.5	WORKMAN (2-1) / Lyles	21,620	55	1,740,435	
122	8/7	Wed	N	at HOU	W5-7	70-46	1st	+2.5	TAZAWA (5-3) / Fields / UEHARA (11)	22,205	56	1,762,640	
123	8/8	Thu	N	at KC	L1-5	70-47	1st	+2.0	Chen / LESTER (10-7)	21,121	57	1,783,761	
124	8/9	Fri	N	at KC	L6-9	70-48	1st	+2.0	Bueno / BRITTON (1-1) / Holland	29,485	58	1,813,246	
125	8/10	Sat	N	at KC	W5-3	71-48	1st	+3.0	WORKMAN (3-1) / Guthrie / UEHARA (12)	38,742*	59	1,851,988	
126	8/11	Sun	D	at KC	L3-4	71-49	1st	+3.0	Shields / LACKEY (7-10) / Holland	24,935	60	1,876,923	
127	8/12	Mon				71-49	1st	+3.0	OFF DAY				
128	8/13	Tue	N	at TOR	W4-2(11)	72-49	1st	+4.0	UEHARA (3-0) / Loup	32,816	61	1,909,739	
129	8/14	Wed	N	at TOR	L3-4(10)	72-50	1st	+3.0	Lincoln / WORKMAN (3-2)	31,695	62	1,941,434	
130	8/15	Thu	N	at TOR	L1-2	72-51	1st	+2.0	Buehrle / PEAVY (9-5) / Janssen	40,477	63	1,981,911	
131	8/16	Fri	N	NY	L3-10	72-52	1st	+1.0	Pettitte / DOUBRONT (8-6)	38,143*	64	2,109,954	
132	8/17	Sat	D	NY	W6-1	73-52	1st	+2.0	LACKEY (8-10) / Kuroda	37,517*	65	2,147,471	
133	8/18	Sun	N	NY	L6-9	73-53	1st	+1.0	Sabathia / DEMPSTER (6-9)	37,917*	66	2,185,388	
134	8/19	Mon	N	at SF	W7-0	74-53	1st	+1.0	LESTER (11-7) / Linecum	41,585*	64	2,023,496	
135	8/20	Tue	N	at SF	L2-3	74-54	2nd	—	Romo / MORALES (2-1)	41,551*	65	2,065,047	
136	8/21	Wed	N	at SF	W12-1	75-54	1st	+1.0	DOUBRONT (9-6) / Zito	41,532*	66	2,106,579	
137	8/22	Thu				75-54	1st	+1.0	OFF DAY				
138	8/23	Fri	N	at LAD	L0-2	75-55	2nd	—	Nolasco / LACKEY (8-11) / Jansen	50,240	67	2,156,819	
139	8/24	Sat	D	at LAD	W4-2	76-55	2nd	—	LESTER (12-7) / Ryu / UEHARA (13)	48,165	68	2,204,984	
140	8/25	Sun	N	at LAD	W8-1	77-55	1st	+1.0	PEAVY (10-2) / Capuano	44,109	69	2,249,093	
141	8/26	Mon				77-55	1st	+1.5	OFF DAY				
142	8/27	Tue	N	BAL	W13-2	78-55	1st	+2.5	DOUBRONT (10-6) / Chen	36,226	67	2,221,614	
143	8/28	Wed	N	BAL	W4-3	79-55	1st	+2.5	BRESLOW (4-2) / Hunter / UEHARA (14)	31,962	68	2,253,576	
144	8/29	Thu	N	BAL	L2-4	79-56	1st	+2.5	Tillman / LESTER (12-8) / Johnson	33,300	69	2,286,876	
145	8/30	Fri	N	CWS	W4-3	80-56	1st	+3.5	DEMPSTER (7-9) / Santiago / UEHARA (15)	36,063	70	2,322,939	
146	8/31	Sat	N	CWS	W7-2	81-56	1st	+4.5	PEAVY (11-5) / Danks	37,363*	71	2,360,302	
147	9/1	Sun	D	CWS	W7-6	82-56	1st	+5.5	WORKMAN (4-2) / Rienzo / UEHARA (16)	37,053*	72	2,397,355	
148	9/2	Mon	D	DET	L0-3	82-57	1st	+8.5	Fister / LACKEY (8-12) / Veras	36,188	73	2,433,676	
149	9/3	Tue	N	DET	W2-1	83-57	1st	+5.5	LESTER (13-9) / Scherzer / UEHARA (17)	33,071	74	2,465,614	
150	9/4	Wed	N	DET	W20-4	84-57	1st	+5.5	DEMPSTER (8-9) / Porcello	32,720	75	2,499,334	
151	9/5	Thu	N	at NY	W9-8(10)	85-57	1st	+6.5	BRESLOW (5-2) / Chamberlain / UEHARA (18)	40,481	70	2,289,574	
152	9/6	Fri	N	at NY	W12-8	86-57	1st	+7.5	WORKMAN (5-2) / Claiborne	44,117	71	2,333,691	
153	9/7	Sat	D	at NY	W13-9	87-57	1st	+8.5	LACKEY (9-12) / Huff	49,046*	72	2,382,737	
154	9/8	Sun	D	at NY	L3-4	87-58	1st	+7.5	Rivera / WORKMAN (5-3)	43,078	73	2,425,815	
155	9/9	Mon				87-58	1st	+7.5	OFF DAY				
156	9/10	Tue	N	at TB	W2-0	88-58	1st	+8.5	BUCHHOLZ (10-0) / Price / UEHARA (19)	18,605	74	2,444,420	
157	9/11	Wed	N	at TB	W7-3(10)	89-58	1st	+9.5	UEHARA (4-0) / Peralta	19,215	75	2,463,635	
158	9/12	Thu	N	at TB	L3-4	89-59	1st	+8.5	McGee / DE LA ROSA (0-1) / Rodney	20,360	76	2,483,995	
159	9/13	Fri	N	NY	W8-4	90-59	1st	+8.5	WORKMAN (6-3) / Kuroda	37,542*	77	2,536,676	
160	9/14	Sat	D	NY	W5-1	91-59	1st	+8.5	LESTER (14-8) / Sabathia	37,510*	74	2,574,386	
161	9/15	Sun	N	NY	W9-2	92-59	1st	+9.5	BUCHHOLZ (11-0) / Nova	37,137*	75	2,611,523	
162	9/16	Mon				92-59	1st	+9.0	OFF DAY				
163	9/17	Tue	N	BAL	L2-3	92-60	1st	+9.0	Hunter / UEHARA (4-1) / Johnson	35,030	76	2,646,553	
164	9/18	Wed	N	BAL	L3-5(12)	92-61	1st	+8.0	McFarland / MORALES (2-2) / Johnson	38,540*	77	2,685,093	
165	9/19	Thu	N	BAL	W7-1	93-61	1st	+9.0	LACKEY (10-12) / Tillman	36,436	78	2,721,529	
166	9/20	Fri	N	TOR	W6-3	94-61	1st	+9.0	LESTER (15-8) / Rogers (5-8)	37,215*	79	2,758,744	
167	9/21	Sat	N	TOR	L2-4	94-62	1st	+8.0	Buehrle / BUCHHOLZ (11-1) / Janssen	37,569*	80	2,796,313	
168	9/22	Sun	D	TOR	W5-2	95-62	1st	+8.0	DOUBRONT (11-6) / Dickey / UEHARA (21)	37,020*	81	2,833,333	
169	9/23	Mon				95-62	1st	+7.5	OFF DAY				
170	9/24	Tue	N	at COL	L3-8	95-63	1st	+6.5	Chatwood / LACKEY (10-13)	32,315	77	2,516,310	
171	9/25	Wed	N	at COL	W15-5	96-63	1st	+6.5	PEAVY (12-5) / Chacin	48,775*	78	2,565,085	
172	9/26	Thu				96-63	1st	+6.0	OFF DAY				
173	9/27	Fri	N	at BAL	W12-3	97-63	1st	+7.0	BUCHHOLZ (12-1) / Feldman	30,774	79	2,595,859	
174	9/28	Sat	N	at BAL	L5-6	97-64	1st	+7.0	Gausman / TAZAWA (5-4) / Johnson	36,556	80	2,632,415	
175	9/29	Sun	D	at BAL	L7-6	97-65	1st	+6.0	McFarland / DE LA ROSA (0-2) / Johnson	44,230*	81	2,676,645	

* Sellout

2013
In Review

2013 Statistical Breakdown

Red Sox By Months

April (18-8), May (15-15), June (17-11), July (15-10), August (16-12), September (16-9)

Red Sox Record When...

Overall	97-65	AL East Standing.....	1st, 6.0 GA	At home.....	53-28
On Road.....	40-37	In day games.....	28-15	In night games.....	69-50
vs. AL East.....	44-32	vs. AL Central.....	19-15	vs. AL West.....	20-12
vs. National League.....	14-6	vs. RH starter.....	65-42	vs. LH starter.....	32-22
Leading after 6 innings.....	77-7	Tied after 6 innings.....	9-10	Trailing after 6 innings.....	11-48
Leading after 7 innings.....	78-5	Tied after 7 innings.....	11-9	Trailing after 7 innings.....	11-48
Leading after 8 innings.....	81-3	Tied after 8 innings.....	10-8	Trailing after 8 innings.....	5-53
Red Sox score 1st.....	67-19	Opponent scores 1st.....	30-46	Shutouts.....	8-11
Scoring less than 3 runs.....	5-33	Scoring 3 or 4 runs.....	17-21	Scoring 5 or more runs.....	75-11
Red Sox Hit HR.....	62-31	Red Sox hit 0 HR.....	35-34	One-run games.....	21-21
Two-run games.....	15-15	Walk-offs.....	11-7	Extra innings (home).....	4-2
Extra innings (road).....	6-4	Extra innings (total).....	10-6	Series openers.....	31-22
Series finales.....	32-21	Series W-L-T (home).....	18-8-1	Series W-L-T (road).....	15-9-2
Series W-L-T (total).....	33-17-3	Series sweeps (home).....	7-1	Series sweeps (road).....	2-1
Series sweeps (total).....	9-2	Come-from-behind wins.....	36, last 9/22	Innings batting around.....	24, last 9/27
Games decided, last AB.....	22-14				

Runs By Innings	1	2	3	4	5	6	7	8	9	10+	TOTAL
Red Sox	106	106	111	108	78	77	111	72	67	17	853
Opponents	67	67	85	79	100	70	69	66	43	10	656
Multi-Run Innings	2R	3R	4R	5R	6R	7R	8R	9R	10+R	TOTAL	
Red Sox	114	59	25	14	3	2	2	0	0	219	
Opponents	91	29	14	5	4	2	1	0	0	154	

Winning And Losing Margins

	1	2	3	4	5	6	7	8	9	10+
Runs Won By	21	15	13	15	11	4	9	0	2	6
Runs Lost By	21	15	10	6	4	1	5	1	1	2

Pitching Breakdown

	W-L	ERA	IP	H	R	ER	BB	SO	HR
Starters	67-42	3.84	984.0	921	451	420	351	830	109
Relievers	30-23-33	3.70	470.0	445	205	193	173	464	47

Catching Breakdown

	CS	SBA	CS%	PB	PICKOFFS
Lavarney	5	30	16.7%	6	0
Ross	10	29	34.5%	2	0
Saltalamacchia	21	110	19.1%	7	0

Ejections (8)

6/5/2013 vs. TEX (9th inning), Mike Carp by HP umpire Andy Fletcher
 6/24/2013 at DET (8th inning), John Farrell by 2B umpire Mike DiMuro
 7/14/2013 at OAK (9th inning), Jonny Gomes by HP umpire Todd Tichenor
 7/27/2013 at BAL (7th inning), David Ortiz by HP umpire Tim Timmons
 7/29/2013 vs. TB (9th inning), John Farrell by HP umpire Jerry Meals
 8/7/2013 at HOU (7th inning), Shane Victorino by 3B umpire Brian Knight
 8/16/2013 vs. NYY (8th inning), Mike Carp by HP Umpire Bill Welke
 9/15/2013 vs. NYY (7th inning), Mike Napoli by HP Umpire Ron Kulpa

Walk-Off Wins (11)

4/13/2013 vs. TB (10th inning), Shane Victorino, RBI single
 4/15/2013 vs. TB (9th inning), Mike Napoli, RBI double
 5/6/2013 vs. MIN (11th inning), Stephen Drew, RBI double
 5/26/2013 vs. CLE (9th inning), Jacoby Ellsbury, RBI double
 6/6/2013 vs. TEX (9th inning), David Ortiz, 3-run home run
 6/18/2013 vs. TB (Gm. 2, 9th inning), Jonny Gomes, 2-run home run
 6/30/2013 vs. TOR (9th inning), Fielding error by TOR 1B Josh Thole
 7/3/2013 vs. SD (9th inning), Jonny Gomes, solo home run
 7/21/2013 vs. NYY (11th inning), Mike Napoli, solo home run
 7/31/2013 vs. SEA (15th inning), Stephen Drew, RBI single
 8/1/2013 vs. SEA (9th inning), Daniel Nava, RBI single

2013 Statistical Breakdown, Continued

Go-Ahead RBI (157)

Dustin Pedroia.....	23
Mike Napoli.....	21
David Ortiz.....	18
Stephen Drew.....	16
Jacoby Ellsbury.....	12
Daniel Nava.....	11
Shane Victorino.....	11
Will Middlebrooks.....	9
Jarrod Saltalamacchia.....	9
Mike Carp.....	8
Jonny Gomes.....	8
Brock Holt.....	3
Jackie Bradley, Jr.....	2
Ryan Lavarney.....	2
Pedro Ciriaco.....	1
Jose Iglesias.....	1
David Ross.....	1
Brandon Snyder.....	1

Game-Winning RBI (92)

Mike Napoli.....	12
Dustin Pedroia.....	12
Stephen Drew.....	10
David Ortiz.....	9
Will Middlebrooks.....	8
Shane Victorino.....	8
Daniel Nava.....	7
Jacoby Ellsbury.....	6
Jonny Gomes.....	6
Mike Carp.....	4
Jarrod Saltalamacchia.....	4
Jackie Bradley, Jr.....	2
Jose Iglesias.....	1
Ryan Lavarney.....	1
David Ross.....	1
Brandon Snyder.....	1

2-Out RBI (303)

Stephen Drew.....	42
Mike Napoli.....	33
David Ortiz.....	33
Dustin Pedroia.....	26
Daniel Nava.....	25
Jarrod Saltalamacchia.....	25
Shane Victorino.....	20
Jacoby Ellsbury.....	18
Jonny Gomes.....	17
Will Middlebrooks.....	16
Jose Iglesias.....	11
Mike Carp.....	10
Ryan Lavarney.....	7
Jackie Bradley, Jr.....	6
Brock Holt.....	5
David Ross.....	4
Xander Bogaerts.....	3
Quintin Berry.....	1
Pedro Ciriaco.....	1

Infield Base Hits (128)

Dustin Pedroia.....	31
Jose Iglesias.....	22
Jacoby Ellsbury.....	18
Shane Victorino.....	15
Jonny Gomes.....	9
Mike Napoli.....	7
Will Middlebrooks.....	5
Daniel Nava.....	5
Mike Carp.....	3
Stephen Drew.....	3
David Ortiz.....	3
Jarrod Saltalamacchia.....	3
Quintin Berry.....	1
Pedro Ciriaco.....	1
Ryan Lavarney.....	1
David Ross.....	1

Bunt Base Hits (17)

Shane Victorino.....	7
Jose Iglesias.....	6
Quintin Berry.....	1
Pedro Ciriaco.....	1
Jacoby Ellsbury.....	1
David Ross.....	1

Outfield Assists (24)

Shane Victorino.....	10
Jonny Gomes.....	5
Daniel Nava.....	5
Jacoby Ellsbury.....	3
Jackie Bradley, Jr.....	1

2013 Statistical Breakdown, Continued

Starts By Batting Order (Total, Red Sox W-L)

1st: Drew (1, 0-1), Ellsbury (134, 79-55), Nava (8, 4-4), Pedroia (11, 8-3), Victorino (8, 6-2)
2nd: Bogaerts (1, 0-1), Carp (4, 3-1), Drew (1, 0-1), Gomes (16, 11-5), Iglesias (1, 0-1), Nava (31, 18-13), Pedroia (1, 1-0), Victorino (107, 64-43)
3rd: Nava (1, 0-1), Ortiz (14, 9-5), Pedroia (147, 88-59)
4th: Carp (4, 3-1), Gomes (3, 1-2), Napoli (34, 21-13), Ortiz (121, 72-49)
5th: Carp (15, 10-5), Drew (1, 0-1), Gomes (18, 9-9), Middlebrooks (10, 6-4), Napoli (84, 51-33), Nava (25, 17-8), Saltalamacchia (9, 4-5)
6th: Carp (22, 13-9), Drew (13, 8-5), Gomes (29, 14-15), Middlebrooks (14, 9-5), Napoli (11, 7-4), Nava (52, 32-20), Saltalamacchia (21, 14-7)
7th: Bogaerts (2, 0-2), Bradley Jr. (2, 1-1), Carp (8, 6-2), Drew (28, 18-10), Gomes (7, 6-1), Iglesias (2, 1-1), Lavarnway (8, 2-6), Middlebrooks (26, 15-11), Napoli (2, 0-2), Nava (3, 1-2), Ross (7, 3-4), Saltalamacchia (62, 40-22), Snyder (3, 2-1), Victorino (2, 2-0)
8th: Bogaerts (3, 2-1), Bradley Jr. (7, 4-3), Carp (1, 1-0), Drew (60, 34-26), Gomes (2, 1-1), Holt (5, 2-3), Iglesias (14, 9-5), Lavarnway (9, 7-2), McDonald (1, 0-1), Middlebrooks (23, 14-9), Nava (1, 0-1), Ross (17, 11-6), Saltalamacchia (15, 9-6), Snyder (4, 3-1)
9th: Berry (1, 0-1), Bogaerts (6, 5-1), Bradley Jr. (17, 12-5), Carp (2, 1-1), Ciriaco (12, 7-5), Diaz (1, 0-1), Doubront (1, 1-0), Drew (18, 12-6), Doubront (1, 1-0), Gomes (1, 0-1), Holt (12, 7-5), Iglesias (44, 28-16), Lackey (3, 0-3), Lavarnway (1, 0-1), Lester (2, 2-0), McDonald (1, 0-1), Middlebrooks (18, 10-8), Morales (1, 1-0), Peavy (3, 2-1), Ross (9, 4-5), Saltalamacchia (5, 3-2), Snyder (4, 2-2)

Starts By Position (Total, Red Sox W-L)

C: Lavarnway (18, 9-9), Ross (33, 18-15), Saltalamacchia (111, 70-41)
1B: Carp (24, 15-8), Middlebrooks (1, 0-1), Napoli (123, 74-49), Nava (8, 4-4), Ortiz (6, 4-2), Snyder (1, 0-1)
2B: Iglesias (1, 0-1), McDonald (2, 0-2), Pedroia (159, 97-62)
SS: Bogaerts (6, 4-2), Ciriaco (7, 4-3), Drew (122, 72-50), Iglesias (27, 17-10)
3B: Bogaerts (6, 3-3), Ciriaco (5, 3-2), Diaz (1, 0-1), Holt (17, 9-8), Iglesias (33, 21-12), Middlebrooks (90, 54-36), Snyder (10, 7-3)
LF: Bradley Jr. (10, 6-4), Carp (31, 20-11), Gomes (66, 36-29), Nava (56, 35-21)
CF: Bradley Jr. (16, 11-5), Ellsbury (134, 79-55), Nava (1, 0-1), Victorino (11, 7-4)
RF: Berry (1, 0-1), Carp (2, 2-0), Gomes (2, 0-2), Nava (51, 30-21), Victorino (106, 65-41)
DH: Gomes (9, 6-3), Napoli (8, 5-3), Nava (5, 3-2), Ortiz (129, 77-52), Saltalamacchia (1, 0-1)

2013 Home Run Notes

2013 Home Run Breakdown

Homers at Home: 83	Solo Homers: 96	3-Run Homers: 26
Homers on the Road: 95	2-Run Homers: 47	Grand Slams: 9

2-Home Run Games By Red Sox (11 In 2013)

David Ross, 4/26/13 vs. HOU	Mike Napoli, 7/21/13 vs. NYY	David Ortiz, 9/4/13 vs. DET
Mike Napoli, 5/1/13 at TOR	Stephen Drew, 7/27/13 at BAL	Mike Napoli, 9/7/13 at NYY
David Ortiz, 5/18/13 at MIN	Jacoby Ellsbury, 8/6/13 at HOU	Will Middlebrooks, 9/25/13 at COL
Jarrod Saltalamacchia, 6/9/13 vs. LAA	Shane Victorino, 8/27/13 vs. BAL	

3-Home Run Games By Red Sox (1 In 2013)

Will Middlebrooks, 4/7/13 at TOR

Pinch-Hit Home Runs By Red Sox (7 In 2013)

Jonny Gomes, 4/30/13 at TOR off Aaron Loup	David Ortiz, 7/5/13 at LAA off Dane De La Rosa
Mike Carp, 5/1/13 at TOR off Justin Germano	Jonny Gomes, 8/6/13 at HOU off Jose Cisnero
Jonny Gomes, 5/30/13 at PHI off Jeremy Horst	Mike Carp, 9/12/13 at TB off Roberto Hernandez
Jonny Gomes, 7/3/13 vs. SD off Luke Gregerson	

Grand Slams By Red Sox (9 In 2013)

Mike Napoli, 4/22/13 vs. OAK off A.J. Griffin	Mike Napoli, 9/6/13 at NYY off Boone Logan
Jonny Gomes, 5/8/13 vs. MIN off Pedro Hernandez	Mike Carp, 9/11/13 at TB off Roberto Hernandez
Stephen Drew, 5/15/13 at TB off David Price	Jarrod Saltalamacchia, 9/13/13 vs. NYY off Preston Claiborne
Mike Napoli, 6/1/13 at NYY off Phil Hughes	Will Middlebrooks, 9/25/13 at COL off Roy Oswalt
Will Middlebrooks, 9/4/13 vs. DET off Al Alburquerque	

First-Inning Leadoff Home Runs By Red Sox (4 In 2013)

Jacoby Ellsbury, 7/11/13 at SEA off Erasmo Ramirez	Dustin Pedroia, 9/17/13 vs. BAL off Scott Feldman
Jacoby Ellsbury, 7/19/13 vs. NYY off Andy Pettitte	Jacoby Ellsbury, 9/29/13 at BAL off Chris Tillman

Walk-Off Home Runs (4 In 2013)

David Ortiz, 6/6/13 vs. TEX off Michael Kirkman (9th)	Jonny Gomes, 7/3/13 vs. SD off Luke Gregerson (9th)
Jonny Gomes, 6/18/13 vs. TB off Joel Peralta (9th)	Mike Napoli, 7/21/13 vs. NYY off Adam Warren (11th)

Inside-The-Park Home Runs By Red Sox (0 In 2013)

Last: Jacoby Ellsbury, 9/19/11 vs. BAL (G2) off Jeremy Accardo

Inside-The-Park Home Runs At Fenway Park (0 In 2013)

Last: Jacoby Ellsbury, 9/19/11 vs. BAL (G2) off Jeremy Accardo

Back-To-Back Home Runs By Red Sox (7 In 2013)

Will Middlebrooks and Daniel Nava, 4/7/13 at TOR (7th)	Jarrod Saltalamacchia and Mike Carp, 6/9/13 vs. LAA (6th)
Daniel Nava and Jarrod Saltalamacchia, 4/10/13 vs. BAL (6th)	David Ortiz and Mike Carp, 6/13/13 at BAL (4th)
David Ross and Will Middlebrooks, 4/26/13 vs. HOU (4th)	Jacoby Ellsbury and Dustin Pedroia, 7/30/13 vs. SEA (2nd)
Mike Napoli and Daniel Nava, 5/1/13 at TOR (4th)	

Back-To-Back-To-Back Home Runs (0 In 2013)

Last: David Ortiz, Josh Reddick and Jarrod Saltalamacchia, 7/7/11 vs. BAL (7th)

2013 Highs and Lows

Team Batting

Most runs, game	20, 9/4 vs. DET
Most runs, inning	8, 2 times, last 9/4 vs. DET (6th)
Most hits, game (9 innings)	20, 6/25 vs. COL
Most hits, game (extra innings)	17, 5/6 vs. MIN
Most hits, inning	7, 2 times, last 6/27 vs. TOR (2nd)
Consecutive hits, inning	6, 6/21 at DET (4th)
Fewest hits, game	2, 3 times, last 8/23 at LAD
Most doubles, game	8, 6/4 vs. TEX
Most triples, game	2, 2 times, last 6/28 vs. TOR
Most home runs, game	8, 9/4 vs. DET
Most home runs, inning	2, 12 times, 9/4 vs. DET (6th)
Most extra-base hits	13, 6/4 vs. TEX
Most stolen bases, game	5, 5/30 at PHI
Most walks, game (9 innings)	10, 5/2 at TOR
Most walks, game (extra innings)	8, 6/10 at TB
Most strikeouts, game (9 innings)	16, 2 times, last 5/5 at TEX
Most strikeouts, game (extra innings)	17, 6/10 at TB
Most hit by pitch, game	2, 15 times, last 9/15 vs. NYY
Most left on base (9 innings)	15, 4/5 at TOR
Most left on base (extra innings)	14, 7/6 at LAA

Individual Batting

Most hits	4, 18 times, last Nava, 9/28 at BAL
Most runs	4, 5 times, last Victorino, 8/27 vs. BAL
Most doubles	2, 32 times, last Nava, 9/15 vs. NYY
Most triples	1, 27 times, last Drew, 9/27 at BAL
Most home runs	3, Middlebrooks, 4/7 at TOR
Most extra-base hits	4, Middlebrooks, 4/7 at TOR
Most total bases	14, Middlebrooks, 4/7 at TOR
Most RBI	7, 2 times, last Middlebrooks, 9/25 at COL
Most stolen bases	5, Ellsbury, 5/30 at PHI
Most walks	3, 14 times, last Gomes, 8/7 at HOU
Most strikeouts	5, Ross, 5/25 vs. CLE
Longest hitting streak	19, Ellsbury (6/19-7/11)

Team Pitching

Most strikeouts (9 innings)	15, 6/26 vs. COL
Most strikeouts (extra innings)	15, 5/6 vs. MIN
Most walks (9 innings)	10, 6/11 at TB
Most walks, (extra innings)	7, 2 times, last 9/11 at TB
Fewest walks	0, 12 times, last 9/3 vs. DET
Most runs allowed, game	15, 5/8 vs. MIN
Most runs allowed, inning	7, 5/8 vs. MIN (2nd)
Most hits allowed, game (9 innings)	19, 5/8 vs. MIN
Most hits allowed, game (extra inning)	17, 7/6 at LAA
Fewest hits allowed, game	1, 5/10 vs. TOR
Most hits allowed, inning	6, 3 times, last 8/9 at KC (6th)
Most home runs allowed, game	5, 5/12 vs. TOR
Most consecutive scoreless inn.	19.0, 2 times, last 4/13 (4th)-4/15 (3rd)

Individual Pitching

Most innings pitched, starter	9.0, 3 times, last Lackey, 9/19 vs. BAL
Fewest innings pitched, starter	1.0, Wright, 8/6 at HOU
Most innings pitched, reliever	5.2, Wright, 7/11 at SEA
Most strikeouts, starter	12, Lackey, 6/26 vs. COL
Most strikeouts, reliever	5, Aceves, 4/6 at TOR
Most walks allowed	7, Lester 6/11 at TB
Longest winning streak	11, Buchholz, 4/3-9/15
Longest losing streak	4, 4 times, last Lackey, 7/20-8/11
Most consecutive scoreless inn. starter	22.0, Buchholz, 4/3 (5th)-4/20(5th)
Most consecutive scoreless inn. reliever	30.1, Uehara, 7/9-9/13
Most runs allowed	8, 2 times, last Webster, 5/8 vs. MIN
Most earned runs allowed	8, Webster, 5/8 vs. MIN
Most hits allowed	12, Doubront, 5/3 at TEX
Fewest hits allowed, CG	1, Lester, 5/10 vs. TOR
Most home runs allowed	3, 4 times, last Lackey, 7/26 vs. BAL
Most pitches thrown	127, Dempster 5/18 at PHI

2013 Highs and Lows, Continued

Miscellaneous Team

Longest winning streak	7, 4/13-4/20
Longest losing streak	3, 5 times, last 8/14-8/16
Most games over .500	34, 9/28 at BAL (97-63)
Most games under .500	N/A
Longest game, innings	15, 7/31 vs. SEA
Longest game, time (9 innings)	4:12, 8/18 vs. NYY
Longest game, time (extra innings)	5:24, 6/10 at TB
Shortest game, time	1:58, 6/2 at NYY (6 innings)
Shortest game, time (9 innings)	2:07, 8/23 at LAD
Largest crowd, Fenway Park	38,540, 9/18 vs. BAL
Smallest crowd, Fenway Park	27,704, 4/11 vs. BAL
Largest crowd, road	50,240, 8/23 at LAD
Smallest crowd, road	9,143, 4/16 at CLE
Largest winning margin	16, 9/4 vs. DET (20-4)
Largest losing margin	13, 4/23 vs. OAK (0-13)
Largest deficit overcome to win	6, 8/1 vs. SEA (down 7-1, won 8-7)
Largest lead relinquished to lose	4, 7/6 at LAA (up 5-1, lost 9-7)
Most double plays turned	3, 8 times, last 9/16 vs. NYY
Most errors	3, 6 times, last 8/16 vs. NYY
Most errors by an opponent	3, 6 times, last 9/17 vs. BAL
Most stolen bases by an opponent	6, 8/5 at HOU

The Last Time The Sox

Individual Batting

5 hits in a game	Dustin Pedroia, 6/24/10 at COL
6 hits in a game	Nomar Garciaparra, 6/21/03 at PHI (13 innings)
6 RBI in a game	David Ortiz, 5/18/13 at MIN
7 or more RBI in a game	Will Middlebrooks (7), 9/25/13 at COL
10 RBI in a game (ties club record)	Nomar Garciaparra, 5/10/99 vs. SEA
3 home runs in a game	Will Middlebrooks, 4/7/13 at TOR
Game-ending home run	Jonny Gomes, 7/3/13 vs. SD (9th inning)
Pinch-hit grand slam	Mike Carp, 9/11/13 at TB
2 grand slams in a game	Bill Mueller, 7/29/03 at TEX
Home run in 1st ML game	Daniel Nava, 6/12/10 vs. PHI (grand slam)
HR in 1st Red Sox PA	Daniel Nava, 6/12/10 vs. PHI (grand slam)
Grand Slam in 1st Red Sox PA	Daniel Nava, 6/12/10 vs. PHI
Inside-the-park home run	Jacoby Ellsbury, 9/19/11 vs. BAL (Game 2)
Homered from both sides of the plate	Victor Martinez, 5/17/10 at NYY
Pitcher collected a hit	Jake Peavy, 9/25/13, 2B off Jhoulys Chacin
Pitcher hit a home run	Josh Beckett, 6/14/09 at PHI off J.A. Happ
Hit for the cycle	John Valentin, 6/6/96 vs. CWS
Hitting streak of at least 30 games	Nomar Garciaparra (30), 7/26-8/29/97
Hitting streak of at least 20 games	David Ortiz (27), 7/21/12-5/7/13
Single-season hit streak of at least 20 G	Dustin Pedroia (25), 6/29-7/28/11
Straight steal of home	Jacoby Ellsbury, 4/26/09 vs. NYY
Steal of home on double steal	Jarrod Saltalamacchia, 9/15/13 vs. NYY
5 steals in a game (club record)	Jacoby Ellsbury, 5/30/13 at PHI

Individual Pitching

No-hitter	Jon Lester, 5/19/08 vs. KC (W, 7-0)
One-hitter	Jon Lester, 5/10/13 vs. TOR (W, 5-0)
15 or more strikeouts in a game	Pedro Martinez (16), 4/8/01 vs. TB
Position player pitched	Darnell McDonald, 5/6/12 vs. BAL
Pitcher played another defensive position	Javier Lopez (RF), 4/30/09 at TB

Team

Walk-off win	8/1/13 vs. SEA (8-7 in 9 innings)
Scored 20 runs in a game	9/4/13 vs. DET (20)
Had 20 hits in a game	6/25/13 vs. COL (9 innings)
Scored 10 runs in an inning	6/20/11 vs. SD (10 runs in 7th inning)
Hit 7 home runs in a game	7/4/03 at NYY
Hit 8 home runs in a game (club record)	2 times, last 9/4/13 vs. DET
Hit 4 consec. HR (club & MLB record)	4/22/07 vs. NYY (3rd inning): Manny Ramirez, J.D. Drew, Mike Lowell & Jason Varitek
Hit game-ending HR in back-to-back games	5/10/05 vs. OAK (9th inning, Kevin Millar off Octavio Dotel) & 5/11/05 vs. OAK (9th inning, Jason Varitek off Dotel)
Turned a triple play	8/16/11 vs. TB (4th inning, G2): 3B Jed Lowrie to 2B Dustin Pedroia to 1B Adrian Gonzalez
Hit into a triple play	8/6/01 vs. TEX (4th inning, Scott Hatteberg)
Back-to-back 1-0 wins	7/18-19/06 vs. KC

2013 Transactions

DATE TRANSACTIONS

Feb 20	1B/OF Mike Carp acquired from the Seattle Mariners in exchange for a player to be named later or cash considerations...OF Ryan Kalish placed on the 60-day DL (recovering from right shoulder surgery).
March 4	LHP Drake Britton optioned to Double-A Portland...INF/OF Justin Henry and SS Deven Marrero reassigned to minor league camp.
March 12	OF Alex Hassan and RHP Steven Wright optioned to Triple-A Pawtucket...RHP Pedro Beato, 1B/OF Mark Hamilton, and OFs Jeremy Hazelbaker and Juan Carlos Linares reassigned to minor league camp.
March 15	RHPs Rubby De La Rosa, Allen Webster, and Alex Wilson, and C Daniel Butler optioned to Triple-A Pawtucket...C Christian Vazquez optioned to Double-A Portland.
March 21	RHPs Chris Carpenter, Terry Doyle, and Oscar Villarreal, and LHP Chris Hernandez reassigned to minor league camp.
March 25	INFs Xander Bogaerts, Jonathan Diaz, and Drew Sutton reassigned to minor league camp.
March 26	1B Lyle Overbay released.
March 27	C Ryan Lavarney and INF Brock Holt optioned to Triple-A Pawtucket...RHPs Anthony Carter and Jose De La Torre reassigned to minor league camp.
March 28	SS Stephen Drew placed on the 7-day concussion DL (retro to 3/27)...RHP Daniel Bard optioned to Double-A Portland...1B Mauro Gomez optioned to Triple-A Pawtucket.
March 30	OF Ryan Sweeney released...OF Mitch Maier reassigned to Triple-A Pawtucket.
March 31	LHPs Craig Breslow (left shoulder tendinitis) and Franklin Morales (low back strain), and DH David Ortiz (right Achilles tendinopathy) placed on the 15-day DL (retro to 3/22)...OF Jackie Bradley, Jr. selected to major league roster...1B Mauro Gomez designated for assignment.
April 10	SS Stephen Drew activated from the 7-day concussion DL...SS Jose Iglesias optioned to Triple-A Pawtucket (4/9)... RHP John Lackey placed on 15-day DL (retro to 4/7)...RHP Alex Wilson recalled from Triple-A Pawtucket.
April 16	RHP Joel Hanrahan placed on 15-day DL (retro to 4/14)...RHP Steven Wright recalled from Triple-A Pawtucket.
April 20	DH David Ortiz activated from 15-day DL...OF Jackie Bradley, Jr. optioned to Triple-A Pawtucket (4/18).
April 21	RHP Allen Webster recalled from Triple-A Pawtucket as 26th man on active roster for day-night doubleheader and returned to Triple-A Pawtucket following game 2.
April 23	RHP Steven Wright optioned to Triple-A Pawtucket following the game.
April 24	RHP Daniel Bard recalled from Double-A Portland...RHP Alfredo Aceves optioned to Triple-A Pawtucket following the game.
April 25	C Ryan Lavarney recalled from Triple-A Pawtucket.
April 28	RHP John Lackey activated from 15-day DL...C Ryan Lavarney optioned to Triple-A Pawtucket (4/27)...RHP Daniel Bard optioned to Double-A Portland following the game.
April 30	RHP Joel Hanrahan activated from 15-day DL.
May 6	LHP Craig Breslow activated from 15-day DL...RHP Andrew Bailey placed on 15-day DL (retro to 4/29).
May 7	RHP Joel Hanrahan placed on 15-day DL...RHP Allen Webster recalled from Triple-A Pawtucket.
May 9	RHP Jose De La Torre selected to active major league roster from Triple-A Pawtucket...RHP Joel Hanrahan transferred to 60-day DL...RHP Allen Webster optioned to Triple-A Pawtucket (5/8).
May 12	C David Ross placed on 7-day concussion DL...C Ryan Lavarney recalled from Triple-A Pawtucket.
May 19	RHP Jose De La Torre optioned to Triple-A Pawtucket following the game.
May 20	RHP Andrew Bailey activated from 15-day DL.
May 23	C Ryan Lavarney optioned to Triple-A Pawtucket.
May 24	C David Ross activated from 7-day DL...OF Shane Victorino (retro 5/21) and 3B Will Middlebrooks placed on 15-day DL...RHP Alfredo Aceves and SS Jose Iglesias recalled from Triple-A Pawtucket.
May 28	LHP Franklin Morales activated from 15-day DL...RHP Alfredo Aceves optioned to Triple-A Pawtucket...RHP Alex Wilson optioned to Triple-A Pawtucket following the game.
May 29	OF Jackie Bradley, Jr. recalled from Triple-A Pawtucket.
June 8	OF Shane Victorino activated from 15-day DL...OF Jackie Bradley, Jr. optioned to Triple-A Pawtucket.
June 10	3B Will Middlebrooks activated from 15-day DL...INF Pedro Ciriaco designated for assignment.
June 11	RHP Clayton Mortensen placed on the 15-day DL...RHP Jose De La Torre recalled from Triple-A Pawtucket.
June 12	RHP Alfredo Aceves recalled from Triple-A Pawtucket...RHP Jose De La Torre optioned to Triple-A Pawtucket.
June 13	RHP Alex Wilson recalled from Triple-A Pawtucket...RHP Alex Wilson optioned to Triple-A Pawtucket following the game.
June 14	INF Pedro Ciriaco traded to the San Diego Padres in exchange for a player to be named later or cash considerations...RHP Rubby De La Rosa recalled from Triple-A Pawtucket.
June 16	RHP Pedro Beato selected to active major league roster from Triple-A Pawtucket...RHP Rubby De La Rosa optioned to Triple-A Pawtucket (6/15).
June 18	RHP Alfredo Aceves recalled from Triple-A Pawtucket as 26th man on active roster for day-night doubleheader and returned to Triple-A Pawtucket following game 2...RHP Clay Buchholz placed on 15-day DL (retro to 6/9)...C David Ross placed on 7-day concussion DL...C Ryan Lavarney and RHP Alex Wilson recalled from Triple-A Pawtucket.
June 22	RHP Allen Webster recalled from Triple-A Pawtucket...RHP Pedro Beato optioned to Triple-A Pawtucket (6/21).
June 25	INF Brandon Snyder selected to active major league roster from Triple-A Pawtucket...C David Ross transferred to 60-day DL...3B Will Middlebrooks optioned to Triple-A Pawtucket...LHP Franklin Morales placed on 15-day DL (retro to 6/23)...RHP Pedro Beato recalled from Triple-A Pawtucket and optioned to Triple-A Pawtucket following the game.
June 26	RHP Clayton Mortensen activated from 15-day DL.
June 29	INF Jonathan Diaz selected to active major league roster...RHP Clayton Mortensen designated for assignment.
July 3	RHP Clayton Mortensen outrighted to Triple-A Pawtucket.
July 5	SS Stephen Drew placed on 15-day DL...RHP Jose De La Torre recalled from Triple-A Pawtucket...INF Jonathan Diaz optioned to Pawtucket following the game.
July 6	INF Brock Holt recalled from Triple-A Pawtucket.
July 7	LHP Andrew Miller placed on 15-day DL...RHP Alfredo Aceves recalled from Triple-A Pawtucket.
July 8	INF Jonathan Diaz outrighted to Triple-A Pawtucket.
July 9	RHP Alex Wilson placed on 15-day DL...OF Jackie Bradley, Jr. recalled from Triple-A Pawtucket...RHP Jose De La Torre optioned to Triple-A Pawtucket...RHP Brandon Workman selected to active major league roster.
July 10	RHPs Steven Wright and Pedro Beato recalled from Triple-A Pawtucket...RHPs Allen Webster and Alfredo Aceves optioned to Triple-A Pawtucket.

2013 Transactions, Continued

DATE	TRANSACTIONS
July 12	LHP Matt Thornton and cash considerations acquired from the Chicago White Sox in exchange for minor league OF Brandon Jacobs...LHP Andrew Miller transferred to 60-day DL.
July 13	LHP Matt Thornton added to active major league roster...RHP Steven Wright optioned to Triple-A Pawtucket.
July 14	LHP Drake Britton recalled from Triple-A Pawtucket...OF Jackie Bradley, Jr. optioned to Triple-A Pawtucket.
July 19	RHP Andrew Bailey activated on 15-day DL (retro 7/13)...RHP Jose De La Torre recalled from Triple-A Pawtucket.
July 20	SS Stephen Drew placed on 15-day DL...INF Brock Holt optioned to Triple-A Pawtucket.
July 24	2B Dustin Pedroia signed to 8-year contract through 2021.
July 30	RHP Jake Peavy acquired from Chicago (AL) and RHP Brayan Villarreal and OF Avisail Garcia from Detroit in exchange for SS Jose Iglesias to Detroit and Garcia, RHPs J.B. Wendelken and Francielis Montas and INF Cleuluis Rondon to Chicago (AL).
July 31	INF Brock Holt recalled from Triple-A Pawtucket...RHP Brandon Workman optioned to Triple-A Pawtucket.
August 1	RHP Jake Peavy added to active major league roster...RHP Jose De La Torre optioned to Triple-A Pawtucket...RHP Steven Wright recalled from Triple-A Pawtucket.
August 3	RHP Rubby De La Rosa recalled from Triple-A Pawtucket...RHP Pedro Beato optioned to Triple-A Pawtucket.
August 5	OF Daniel Nava placed on paternity leave list...RHP Brandon Workman recalled from Triple-A Pawtucket.
August 6	LHP Matt Thornton placed on 15-day DL...RHP Pedro Beato recalled from Triple-A Pawtucket.
August 8	OF Daniel Nava activated from paternity leave list...RHP Steven Wright optioned to Triple-A Pawtucket.
August 10	LHP Franklin Morales activated from 15-day DL...RHP Pedro Beato optioned to Triple-A Pawtucket (8/9)...INF Brandon Snyder placed on 15-day DL (retro to 8/8)...3B Will Middlebrooks recalled from Pawtucket.
August 19	C David Ross activated from 60-day DL...C Ryan Lavanway optioned to Triple-A Pawtucket (8/18)...RHP Andrew Bailey transferred to 60-day DL...SS Xander Bogaerts selected to active major league roster from Triple-A Pawtucket...INF Brock Holt optioned to Triple-A Pawtucket (8/18)...RHP Clay Buchholz transferred to 60-day DL...RHP Brayan Villarreal recalled from Triple-A Pawtucket...RHP Rubby De La Rosa optioned to Triple-A Pawtucket.
August 25	LHP Matt Thornton activated from the 15-day DL...RHP Brayan Villarreal optioned to Triple-A Pawtucket (8/24).
August 31	INF John McDonald and cash considerations acquired from Philadelphia in exchange for minor league RHP Nefi Ogando...RHP Alex Wilson transferred to the 60-day DL...McDonald added to 40-man roster.
Sept. 1	INF John McDonald added to active major league roster...OF Quintin Berry selected to active major league roster from Triple-A Pawtucket...RHP Daniel Bard designated for assignment...RHP Rubby De La Rosa and C Ryan Lavanway recalled from Triple-A Pawtucket...C Christian Vazquez' option transferred from Double-A Portland to Triple-A Pawtucket...INF Brandon Snyder activated from 15-day DL.
Sept. 7	OF Jackie Bradley, Jr. recalled from Triple-A Pawtucket.
Sept. 8	RHP Allen Webster recalled from Triple-A Pawtucket.
Sept. 10	RHP Clay Buchholz activated from 60-day DL...RHP Jose De La Torre designated for assignment.
Sept. 17	INF Brock Holt and RHPs Brayan Villarreal and Steven Wright recalled from Triple-A Pawtucket.
Nov. 1	LHP Jon Lester's 2014 contract option exercised.
Nov. 20	OF Bryce Brentz and RHP Anthony Ranaudo selected to the 40-man roster from Triple-A Pawtucket...3B Garin Cecchini selected to the 40-man roster from Double-A Portland.
Nov. 22	RHP Burke Badenhop acquired from Milwaukee in exchange for minor league LHP Luis Ortega.
Dec. 2	RHP Andrew Bailey and OF Ryan Kalish not tendered 2014 contracts.
Dec. 4	C A.J. Pierzynski signed to a 1-year contract through 2014.
Dec. 7	RHP Edward Mujica signed to a 2-year contract through 2015.
Dec. 13	1B Mike Napoli signed to a 2-year contract through 2015.

2013
in Review

2013 Disabled List

PLAYER	INJURY	ON DL (RETRO TO)	REINSTATED	GAMES MISSED
Ryan Kalish, OF	Recovery from right shoulder surgery (60-day)	February 20	—	162 (97-65)
Stephen Drew, SS	Concussion (7-day)	March 28 (March 27)	April 10	7 (5-2)
Craig Breslow, LHP	Left shoulder tendinitis	March 31 (March 22)	May 6	31 (20-11)
Franklin Morales, LHP	Low back strain	March 31 (March 22)	May 28	52 (32-20)
David Ortiz, DH	Right Achilles tendinopathy	March 31 (March 22)	April 20	15 (11-4)
John Lackey, RHP	Right biceps strain	April 10 (April 7)	April 28	19 (14-5)
Joel Hanrahan, RHP	Right hamstring strain	April 16 (April 14)	April 30	15 (12-3)
Andrew Bailey, RHP	Right biceps strain	May 6 (April 29)	May 20	19 (9-10)
Joel Hanrahan, RHP	Right flexor muscle strain (60-day)	May 7	—	130 (76-54)
David Ross, C	Concussion (7-day)	May 12	May 24	11 (7-4)
Shane Victorino, OF	Left hamstring strain	May 24 (May 21)	June 8 (gm. 2)	17 (10-7)
Will Middlebrooks, 3B	Low back strain	May 24	June 10	16 (11-5)
Clayton Mortensen, RHP	Right groin strain	June 11	June 26	14 (6-8)
Clay Buchholz, RHP	Neck strain (60-day)	June 18 (June 9)	September 10	82 (50-32)
David Ross, C	Concussion (60-day)	June 18	August 19	54 (31-23)
Franklin Morales, LHP	Left pectoralis strain	June 25 (June 23)	August 10	41 (26-15)
Stephen Drew, SS	Right hamstring strain	July 5 (June 29)	July 20	16 (11-5)
Andrew Miller, LHP	Left foot sprain (60-day)	July 7	—	73 (44-29)
Alex Wilson, RHP	Right thumb sprain (60-day)	July 9	—	71 (44-27)
Andrew Bailey, RHP	Right shoulder strain (60-day)	July 19 (July 13)	—	67 (39-28)
Matt Thornton, LHP	Right oblique strain	August 7 (August 5)	August 25	18 (8-10)
Brandon Snyder, INF	Right elbow ulnar neuritis	August 10 (August 8)	September 1	19 (11-8)
2013 Totals	17 Players	22 DL stints		949 Games Missed


YOUR TEAM. YOUR DEVICE. YOUR HOME.

redsox.com

Connect with redsox.com on your favorite devices for breaking news, ticket and gear offers, official merchandise and more. Going to Fenway Park? Download MLB.com At The Ballpark, the award-winning companion smartphone app for your visit.

On-the-go? Get MLB.com At Bat and follow every pitch with up-to-the-moment stats and live radio broadcasts. Subscribe to MLB.TV Premium and watch games live or on-demand on more than 350 supported devices.

**Your Red Sox®. Your Device. Your Home.
Everywhere You Go.**



At Bat



© 2014 MLB Advanced Media, L.P. Major League Baseball trademarks and copyrights are used with permission of the applicable MLB entities. All rights reserved.



Opponents



BALTIMORE ORIOLES

Oriole Park at Camden Yards
333 West Camden Street, Baltimore, MD 21202 | 410-547-6100

Chairman/Chief Executive Officer.....	Peter G. Angelos
Executive Vice President, Baseball Operations.....	Dan Duquette
Director, Public Relations.....	Monica Barlow
Manager, Media Relations.....	Jeff Lantz
Coordinator, Team Travel.....	Kevin Buck
2013 Record.....	85-77
Stadium (First Season/Capacity).....	Oriole Park at Camden Yards (1992/45,971)
Media Relations Telephone/Fax.....	410-547-6150/410-547-6272

2013 Series Recap

Date	H/A	Result	Winner	Loser	Save	Time	Att.
4/8	H	W3-1	BUCHHOLZ	Chen	HANRAHAN	2:42	37,008
4/10	H	L5-8	O'Day	HANRAHAN	Johnson	2:53 (.43)	30,862
4/11	H	L2-3	Matusz	MORTENSEN	Johnson	3:15	27,704
6/13	A	L4-5 (13)	McFarland	WILSON	None	4:35	20,098
6/14	A	L0-2	Tillman	DEMPSTER	Johnson	2:43	39,158
6/15	A	W5-4	LACKEY	Garcia	BAILEY	2:48	42,422
6/16	A	L3-6	Gonzalez	LESTER	Johnson	3:06	41,311
7/26	A	L0-6	Tillman	LACKEY	None	2:35	39,063
7/27	A	W7-3	DEMPSTER	Feldman	None	3:21 (.27)	44,765
7/28	A	W5-0	LESTER	Hammel	None	2:58	32,891
8/27	H	W13-2	DOUBRONT	Chen	None	2:59	36,226
8/28	H	W4-3	BRESLOW	Hunter	UEHARA	3:00	31,962
8/29	H	L2-4	Tillman	LESTER	Johnson	3:20	33,300
9/17	H	L2-3	UEHARA	Hunter	Johnson	3:08	35,030
9/18	H	L3-5(12)	McFarland	MORALES	Johnson	4:01	38,540
9/19	H	W3-1	LACKEY	Tillman	None	2:18	36,436
9/27	A	W12-3	BUCHHOLZ	Feldman	None	3:16	30,774
9/28	A	L5-6	Gausman	TAZAWA	Johnson	3:21	36,556
9/29	A	L7-6	McFarland	DE LA ROSA	Johnson	3:23	44,230

Series Results, Last 20 Years

Year	Home	Road	Total	Year	Home	Road	Total
1993	3-4	4-2	7-6	2004	3-6	6-4	9-10
1994	0-3	2-1	2-4	2005	4-5	6-3	10-8
1995	6-0	3-4	9-4	2006	8-1	7-2	15-3
1996	3-3	3-4	6-7	2007	6-3	6-3	12-6
1997	3-3	4-2	7-5	2008	7-2	5-4	12-6
1998	4-2	2-4	6-6	2009	8-1	8-1	16-2
1999	2-4	5-1	7-5	2010	5-4	4-5	9-9
2000	2-4	5-1	7-5	2011	6-3	4-5	10-8
2001	4-6	6-3	10-9	2012	2-7	3-6	5-13
2002	5-4	8-2	13-6	2013	4-5	4-6	8-11
2003	5-5	5-4	10-9	Totals	90-75	100-67	190-142

Series Facts (Since 1954)

Longest Red Sox Winning Streak.....	13 (9/3/2005-5/16/2006)
Longest Orioles Winning Streak.....	8 (4/27-5/30/1960)
Most consecutive series won by Red Sox.....	12 (5/30/2008-4/25/2010)
Most consecutive series won by Orioles.....	6 (4/27/1960-8/21/1960)

Last Sweeps

Red Sox 2-game in Boston.....	9/8-9/9/2009
Red Sox 3-game in Boston.....	9/1-9/3/2008
Red Sox 4-game in Boston.....	7/7-7/10/2011

Red Sox 2-game in Baltimore.....	4/25-4/26/2007
Red Sox 3-game in Baltimore.....	9/18-9/20/2009
Red Sox 4-game in Baltimore.....	9/20-9/23/2002

Orioles 2-game in Boston.....	7/21-7/22/1999
Orioles 3-game in Boston.....	5/4-5/6/2012
Orioles 4-game in Boston.....	9/29-10/1/1980

Orioles 2-game in Baltimore.....	5/13-5/14/2008
Orioles 3-game in Baltimore.....	9/28-9/30/2012
Orioles 4-game in Baltimore.....	7/9-7/12/1998

Buck Showalter, Manager

Record in Baltimore
281-262

Career Record
1163-1095

2014 Schedule

March 31, April 2-3 in
Baltimore
April 18-21 in Boston
June 9-11 in Baltimore
July 4-6 in Boston
Sept. 8-10 in Boston
Sept. 19-21 in Baltimore

Series Records

All-Time Series Since 1901
1,165-960

vs Baltimore Since 1954
268-217

at Fenway Park
268-217

at Baltimore
259-232

at Camden Yards
103-71

Series Highs Since 1954
(Most Recent Occurrence)

Boston (in Boston)

Runs.....16 (5/30/1957)
Hits.....20 (2 (9/2/2008)
Errors.....4 (6, 6/11/1993)

Boston (in Baltimore)

Runs.....18 (2, 8/2/2009)
Hits.....23 (2, 8/2/2009)
Errors.....5 (2, 10/3/1985)

Orioles (in Boston)

Runs.....17 (9/27/1960)
Hits.....21 (2, 6/25/1970)
Errors.....4 (2, 9/25/1998)

Orioles (in Baltimore)

Runs.....15 (9/20/1984)
Hits.....20 (9/20/1984)
Errors.....6 (5/19/1974)



CHICAGO WHITE SOX

U.S. Cellular Field
333 West 35th Street, Chicago, IL 60616 | 312-674-1000

Chairman	Jerry Reinsdorf
Senior Vice President/General ManagerRick Hahn
Director of Media Relations	Bob Beghtol
Manager of Media Relations.....	Ray Garcia
Coordinators of Media Relations	Leni Depoister, Joe Roti
Director of Team Travel	Ed Cassin
2013 Record.....	63-99
Stadium (First Season/Capacity)	U.S. Cellular Field (1991/40,615)
Media Relations Telephone/Fax.....	312-674-5300/312-674-5847

2013 Series Recap

Date	H/A	Result	Winner	Loser	Save	Time	Att.
5/20	A	L4-6	Axelrod	LESTER	Reed	2:52	21,816
5/21	A	L1-3	Quintana	DOUBRONT	Reed	2:45	21,984
5/22	A	W6-2	BUCHHOLZ	Santiago	None	3:15	21,298
8/30	H	W4-3	DEMPSTER	Santiago	UEHARA	3:09	36,063
8/31	H	W7-2	PEAVY	Danks	None	3:11	37,363
9/1	H	W7-6	WORKMAN	Rienzo	UEHARA	3:39 (:19)	37,053

Series Results, Last 20 Years

Year	Home	Road	Total	Year	Home	Road	Total
1993	4-2	3-3	7-5	2003	1-2	4-2	5-4
1994	1-2	1-2	2-4	2004	1-2	3-0	4-2
1995	3-3	2-0	5-3	2005	2-1	2-2	4-3
1996	3-3	3-3	6-6	2006	2-1	2-1	4-2
1997	2-3	1-5	3-8	2007	3-1	4-0	7-1
1998	3-2	2-4	5-6	2009	3-1	1-3	4-4
1999	4-2	3-3	7-5	2010	0-3	1-3	1-6
2000	4-2	3-3	7-5	2011	0-3	2-1	2-4
2001	2-1	1-2	3-3	2012	3-1	3-1	6-2
2002	1-2	1-2	2-4	2013	3-0	2-1	5-1
				Totals	45-37	44-41	89-78

Series Facts (Since 1901)

Longest Red Sox Winning Streak.....	12 (8/5/1921-5/15/1922)
Longest White Sox Winning Streak.....	10 (2, last 8/2/1906-5/18/1907)
Most consecutive series won by Red Sox.....	7 (6/6/1941-5/14/1942)
Most consecutive series won by White Sox.....	17 (8/20/1963-7/3/1966)

Last Sweeps

Red Sox 2-game in Boston.....	8/12-8/13/2005
Red Sox 3-game in Boston.....	8/30-9/1/2013
Red Sox 4-game in Boston.....	7/21-7/24/1988

Red Sox 2-game in Chicago	9/2-9/3/2003
Red Sox 3-game in Chicago	8/20-8/22/2004
Red Sox 4-game in Chicago	8/24-8/26/2007

White Sox 2-game in Boston.....	7/24-7/25/1977
White Sox 3-game in Boston.....	9/4-9/5/2010
White Sox 4-game in Boston.....	6/2-6/6/1927

White Sox 2-game in Chicago	5/20-5/21/1997
White Sox 3-game in Chicago	6/30-7/2/2000
White Sox 4-game in Chicago	9/13-9/16/1990

Robin Ventura, Manager

Record in Chicago
148-176

Career Record
148-176

2014 Schedule
April 15-17 in Chicago
July 7-10 in Boston

Series Records
All-Time Series Since 1901
967-926

vs. Chicago
557-389

at Fenway Park
486-336

at Chicago
410-537

at U.S. Cellular Field
52-49

Series Highs Since 1901
(Most Recent Occurrence)
Boston (in Boston)

Runs	19 (5/13/1947)
Hits	23 (6/5/1929)
Errors	10 (7/11/1906)

Boston (in Chicago)	
Runs	21 (8/30/1970)
Hits	22 (2, 8/30/1970)
Errors	6 (6/8/1975)

White Sox (in Boston)	
Runs	22 (5/31/1970)
Hits	25 (8/15/1922)
Errors	7 (2, 7/29/1913)

White Sox (in Chicago)	
Runs	21 (6/26/1960)
Hits	22 (6/26/1960)
Errors	8 (2, 7/29/1913)

2014
Opponents



CLEVELAND INDIANS

Progressive Field
2401 Ontario Street, Cleveland, OH 44115 | 216-420-4200

Owner	Paul J. Dolan
President	Mark Shapiro
Executive Vice President, General Manager	Chris Antonetti
Director of Baseball Information	Bart Swain
Asst. Director of Baseball Information	Court Berry-Trip
Director of Team Travel	Mike Seghi
2013 Record.....	92-70
Stadium (First Season/Capacity)	Progressive Field (1994/42,241)
Media Relations Telephone/Fax.....	216-420-4380/216-420-4430

2013 Series Recap

Date	H/A	Result	Winner	Loser	Save	Time	Att.
4/16	A	W7-2	DOUBRONT	Jimenez	None	3:30	9,143
4/17	A	W6-3	ACEVES	Masterson	BAILEY	3:24	10,282
4/18	A	W6-3	LESTER	McAllister	BAILEY	3:23	12,936
5/23	H	L3-12	McAllister	DEMPSTER	None	3:34	35,254
5/24	H	W8-1	LACKEY	Masterson	None	2:55 (44)	34,074
5/25	H	W7-4	TAZAWA	Pestano	BAILEY	3:24	36,504
5/26	H	W6-5	BRESLOW	Perez	None	3:19	37,046

Series Results, Last 20 Years

Year	Home	Road	Total	Year	Home	Road	Total
1993	3-4	2-4	5-8	2004	1-2	2-2	3-4
1994	3-3	0-4	3-7	2005	1-2	3-0	4-2
1995	3-3	3-4	6-7	2006	2-2	1-2	3-4
1996	1-5	0-6	1-11	2007	2-1	3-1	5-2
1997	2-3	4-2	6-5	2008	3-1	2-0	5-1
1998	5-1	3-2	8-3	2009	5-1	2-1	7-2
1999	3-3	5-1	8-4	2010	2-2	2-2	4-4
2000	3-3	3-3	6-6	2011	2-2	2-4	4-6
2001	1-2	2-4	3-6	2012	3-1	2-2	5-3
2002	3-3	2-1	5-4	2013	3-1	3-0	6-1
2003	2-1	2-1	4-2	Totals	53-46	48-46	101-92

Series Facts (Since 1954)

Longest Red Sox Winning Streak.....	11 (9/7/1985-8/22/1986)
Longest Indians Winning Streak.....	11 (4/12-6/25/1996)
Most consecutive series won by Red Sox.....	7 (6/28/1983-9/2/1984)
Most consecutive series won by Indians.....	9 (4/29/1954-5/2/1955)

Last Sweeps

Red Sox 2-game in Boston	7/15-7/16/1998
Red Sox 3-game in Boston	4/13-4/15/1993
Red Sox 4-game in Boston	5/25-5/28/1987

Red Sox 2-game in Cleveland	4/14-4/15/2008
Red Sox 3-game in Cleveland	4/16-4/18/2013
Red Sox 4-game in Cleveland	8/27-8/30/1990

Indians 2-game in Boston	5/6-5/7/2009
Indians 3-game in Boston	6/23-6/25/1975
Indians 4-game in Boston	4/12-4/15/1996

Indians 2-game in Cleveland.....	6/8-6/9/1993
Indians 3-game in Cleveland.....	4/5-4/7/2011
Indians 4-game in Cleveland.....	10/1-10/4/2009

Terry Francona, Manager

Record in Cleveland
92-70

Career Record
1121-985

2014 Schedule
June 2-4 in Cleveland
June 12-14 in Boston

Series Records
All-Time Series Since 1901
969-1025

vs. Cleveland
524-475

at Fenway Park
459-419

at Cleveland
445-550

at Progressive Field
46-42

Series Highs Since 1901
(Most Recent Occurrence)
Boston (in Boston)

Runs.....	18 (5/5/1930)
Hits.....	23 (3/5/1930)
Errors.....	7 (7/24/1912)

Boston (in Cleveland)

Runs.....	24 (8/21/1986)
Hits.....	24 (8/21/1986)
Errors.....	7 (9/19/1912)

Indians (in Boston)

Runs.....	19 (2, 4/10/1977)
Hits.....	24 (7/28/1925)
Errors.....	6 (5, 8/1965)

Indians (in Cleveland)

Runs.....	27 (7/17/1923)
Hits.....	20 (3, 4/11/1992)
Errors.....	6 (2, 6/2/1912)



DETROIT TIGERS

Comerica Park
2100 Woodward Avenue, Detroit, MI 48201 | 313-471-2000

Owner/Director	Michael Illitch
President, Chief Executive Officer and General Manager.....	David Dombrowski
Vice President, Communications.....	Ron Colangelo
Director, Baseball Media Relations.....	Aileen Villarreal
Manager, Media Relations.....	Chad Crunk
Director, Team Travel	Brian Britten
2013 Record.....	93-69
Stadium (First Season/Capacity)	Comerica Park (2000/41,681)
Media Relations Telephone/Fax.....	313-471-2000/313-471-2138

2013 Series Recap

Date	H/A	Result	Winner	Loser	Save	Time	Att.
6/20	A	L3-4	Smyly	BAILEY	None	2:53	36,939
6/21	A	W10-6	LESTER	Fister	None	3:16	41,126
6/22	A	L3-10	Scherzer	WEBSTER	None	3:05	42,508
6/23	A	L5-7	Benoit	MILLER	None	3:47	41,507
9/2	H	L0-3	Fister	LACKEY	None	2:59	36,188
9/3	H	W2-1	LESTER	Scherzer	UEHARA	2:56	32,071
9/4	H	W20-4	DEMPSTER	Porcello	None	3:33	33,720

Series Results, Last 20 Years

Year	Home	Road	Total	Year	Home	Road	Total
1993	4-3	2-4	6-7	2004	4-0	2-1	6-1
1994	3-0	1-2	4-2	2005	2-1	4-3	6-4
1995	3-4	5-1	8-5	2006	1-2	2-1	3-3
1996	5-1	7-0	12-1	2007	3-1	0-3	3-4
1997	2-4	3-3	5-7	2008	2-1	3-1	5-2
1998	2-3	3-2	5-5	2009	3-1	3-0	6-1
1999	5-1	2-4	7-5	2010	2-1	1-2	3-3
2000	3-3	4-2	7-5	2011	2-0	3-1	5-1
2001	3-3	1-2	4-5	2012	5-2	0-3	5-5
2002	1-2	4-2	5-4	2013	2-1	1-3	3-4
2003	6-0	2-1	8-1	Totals	63-34	53-41	116-75

Series Facts (Since 1901)

Longest Red Sox Winning Streak.....	11 (8/25/1989-4/11/1990)
Longest Tigers Winning Streak	10 (2, last 8/16/1927-5/6/1928)
Most consecutive series won by Red Sox	9 (8/28/1951-8/27/1952)
Most consecutive series won by Tigers.....	9 (9/13/1921-6/16/1923)

Last Sweeps

Red Sox 2-game in Boston.....	5/18-5/19/2011
Red Sox 3-game in Boston.....	9/17-9/19/1999
Red Sox 4-game in Boston.....	8/26-8/29/2004

Red Sox 2-game in Detroit	4/18-4/19/2000
Red Sox 3-game in Detroit.....	6/2-6/4/2009
Red Sox 4-game in Detroit	7/11-7/14/1996

Tigers 2-game in Boston	6/15-6/16/1966
Tigers 3-game in Boston	8/25-8/27/1964
Tigers 4-game in Boston	6/6-6/9/1983

Tigers 2-game in Detroit	7/26-7/27/1973
Tigers 3-game in Detroit	4/5-4/8/2012
Tigers 4-game in Detroit	8/18-8/20/1961

Brad Ausmus, Manager

Record in Detroit
0-0 (1st Season)

Career Record
0-0 (1st Season)

2014 Schedule
May 16-18 in Boston
June 6-8 in Detroit

Series Records
All-Time Series Since 1901
1,026-957

vs. Detroit
562-432

at Fenway Park
501-371

at Detroit
464-525

at Comerica Park
30-25

Series Highs Since 1901
(Most Recent Occurrence)
Boston (in Boston)

Runs.....	23 (6/18/1953)
Hits	27 (6/18/1953)
Errors	8 (9/19/17)

Boston (in Detroit)

Runs.....	18 (2, 8/2/1956)
Hits	22 (6/13/1934)
Errors	8 (6/18/1921)

Tigers (in Boston)

Runs.....	20 (7/7/1928)
Hits	22 (6/13/1934)
Errors	8 (6/18/1921)

Tigers (in Detroit)

Runs.....	17 (3, 7/28/1990)
Hits	22 (5/9/1927)
Errors	8 (3, 7/16/1939)

2014
Opponents



HOUSTON ASTROS

Minute Maid Park
501 Crawford Street, Houston, TX 77001 | 713-259-8000

Owner and Chairman.....	Jim Crane
President, Business Operations.....	Reid Ryan
General Manager.....	Jeff Luhnow
Vice President, Media Relations.....	Gene Dias
Media Relations Managers.....	Steve Grande and Dena Propis
Manager of Team Operations.....	Dan O'Neill
2013 Record.....	51-111
Stadium (First Season/Capacity).....	Minute Maid Park (2000/40,981)
Media Relations Telephone/Fax.....	713-259-8900/713-259-8032

2013 Series Recap

Date	H/A	Result	Winner	Loser	Save	Time	Att.
4/25	H	W7-2	BUCHHOLZ	Humber	None	2:59	30,093
4/26	H	W7-3	DEMPSTER	Bedard	None	3:49	29,312
4/27	H	W8-4	DOUBRONT	Peacock	None	3:40	34,726
4/28	H	W6-1	LACKEY	Norris	None	2:56	36,527
8/5	A	L0-2	Oberholtzer	LACKEY	Fields	3:11	24,543
8/6	A	W15-10	WORKMAN	Lyles	None	3:54	21,620
8/7	A	W5-7	TAZAWA	Fields	UEHARA	3:53	22,205

Series Results, All-Time

Year	Home	Road	Total	Year	Home	Road	Total
2003	3-0	0-0	3-0	2011	0-0	3-0	3-0
2008	0-0	1-2	1-2	2013	4-0	2-1	6-1
				Totals	7-0	6-3	13-3

Series Facts

Longest Red Sox Winning Streak.....	7 (7/1/2011-4/28/2013)
Longest Astros Winning Streak.....	2 (6/28-6/29/2008)
Most consecutive series won by Red Sox.....	3 (7/1/2011-present)
Most consecutive series won by Astros.....	1 (6/27-6/29/2008)

Last Sweeps

Red Sox 2-game in Boston.....	Never Played
Red Sox 3-game in Boston.....	6/13-6/15/2003
Red Sox 4-game in Boston.....	4/25-4/28/2013

Red Sox 2-game in Houston.....	Never Played
Red Sox 3-game in Houston.....	7/1-7/3/2011
Red Sox 4-game in Houston.....	Never Played

Astros 2-game in Boston.....	Never Played
Astros 3-game in Boston.....	N/A
Astros 4-game in Boston.....	Never Played

Astros 2-game in Houston.....	Never Played
Astros 3-game in Houston.....	N/A
Astros 4-game in Houston.....	Never Played

Opponents Last Time

Batting

Stole home.....	Jose Bautista, 9/7/11 at TOR (3rd-inning double steal off T. Wakefield)
Hit a pinch-hit home run.....	Adam Lind, 9/20/13 vs. TOR
Hit an inside-the-park grand slam.....	Junior Felix, 6/2/89 vs. TOR
Hit an extra-inning grand slam.....	Jason Kubel, 6/13/06 at MIN (12th inning off J. Tavarez)
Hit a game-ending grand slam.....	Jason Kubel, 6/13/06 at MIN (12th inning off J. Tavarez)

Pitching

Pitched a No-hitter.....	Chris Bosio, 4/22/93 at SEA
Pitched a No-hitter at Fenway Park.....	Jim Bunning, 7/20/58 vs. DET (G1)
Held the Red Sox to 1 hit.....	Ricky Nolasco (6), 6/18/09 vs. FLA
Held the Red Sox to 1 hit, 9 innings.....	Tillman, Patton, 9/28/12 at BAL

Bo Porter, Manager

Record in Houston
51-111

Career Record
51-111

2014 Schedule
July 11-13 in Houston
August 14-17 in Boston

Series Records
All-Time Series
13-3

vs. Houston
7-0

at Fenway Park
7-0

at Houston
6-3

at Minute Maid Park
6-3

Series Highs
(Most Recent Occurrence)
Boston (in Boston)
Runs.....8 (2, 4/27/2013)
Hits.....17 (4/26/2013)
Errors.....3 (2, 6/13/2003)

Boston (in Houston)
Runs.....15 (8/6/2013)
Hits.....15 (8/6/2013)
Errors.....0

Astros (in Boston)
Runs.....4 (2, 4/27/2013)
Hits.....13 (6/15/2003)
Errors.....2 (2, 4/28/2013)

Astros (in Houston)
Runs.....11 (6/28/2008)
Hits.....14 (6/28/2008)
Errors.....2 (8/6/2013)



KANSAS CITY ROYALS

Kauffman Stadium
One Royal Way, Kansas City, MO 64129 | 816-921-8000

Owner/Chief Executive Officer	David Glass
President	Dan Glass
Senior Vice President, Baseball Operations/General Manager	Dayton Moore
Vice President, Communications and Broadcasting	Mike Swanson
Assistant Director, Communications	Mike Cummings
Senior Director, Team Travel/Clubhouse Operations	Jeff Davenport
2013 Record	86-76
Stadium (First Season/Capacity)	Kauffman Stadium (1973/37,903)
Media Relations Telephone/Fax	816-504-4362, 4368, 4369/816-921-5775

2013 Series Recap

Date	H/A	Result	Winner	Loser	Save	Time	Att.
4/20	H	W4-3	BUCHHOLZ	Herrera	BAILEY	2:58	35,152
4/21	H	L2-4	Santana	DEMPSTER	Holland	2:54	31,483
4/21	H	L4-5(10)	Herrera	MILLER	Holland	3:11	33,270
8/8	A	L1-5	Chen	LESTER	None	2:38	21,121
8/9	A	L6-9	Bueno	BRITTON	Holland	3:25	29,485
8/10	A	W5-3	WORKMAN	Guthrie	UEHARA	3:28	38,742
8/11	A	L3-4	Shields	LACKEY	Holland	2:56	24,935

Series Results, last 20 years

Year	Home	Road	Total	Year	Home	Road	Total
1993	0-6	5-1	5-7	2004	2-1	2-1	4-2
1994	2-1	2-1	4-2	2005	3-0	1-2	4-2
1995	1-1	2-1	3-2	2006	4-2	0-3	4-5
1996	1-5	2-4	3-9	2007	1-2	2-1	3-3
1997	2-3	1-5	3-8	2008	4-0	2-1	6-1
1998	4-1	4-2	8-3	2009	3-1	2-2	5-3
1999	3-1	5-1	8-2	2010	2-2	2-1	4-3
2000	2-4	2-2	4-6	2011	2-2	3-1	5-3
2001	1-2	2-1	3-3	2012	3-1	1-2	4-3
2002	1-2	3-0	4-2	2013	1-2	1-3	2-5
2003	3-0	2-1	5-1	Totals	45-39	46-36	91-75

Series Facts

Longest Red Sox Winning Streak	7 (2, 5/8-/8/11/1998)
Longest Royals Winning Streak	12 (8/23/1970-8/25/1971)
Most consecutive series won by Red Sox	6 (2, 4/19/2002-8/4/2005)
Most consecutive series won by Royals	8 (8/12/1970-6/15/1972)

Last Sweeps

Red Sox 2-game in Boston	5/8-5/9/1978
Red Sox 3-game in Boston	7/17-7/19/2006
Red Sox 4-game in Boston	5/19-5/22/2008

Red Sox 2-game in Kansas City	N/A
Red Sox 3-game in Kansas City	4/19-4/21/2002
Red Sox 4-game in Kansas City	N/A

Royals 2-game in Boston	5/5-5/6/1997
Royals 3-game in Boston	4/26-4/28/1996
Royals 4-game in Boston	N/A

Royals 2-game in Kansas City	N/A
Royals 3-game in Kansas City	8/8-8/10/2006
Royals 4-game in Kansas City	N/A

Ned Yost, Manager

Record in Kansas City
284-329

Career Record
741-831

2014 Schedule
July 18-20 in Boston
Sept. 11-14 in Kansas City

Series Records
All-Time Series
221-223

vs. Kansas City
123-100

at Fenway Park
123-100

at Kansas City
98-123

at Kauffman Stadium
88-109

Series Highs
(Most Recent Occurrence)
Boston (in Boston)

Runs	17 (5/28/1977)
Hits	21 (8/14/1985)
Errors	5 (4/28/2001)

Boston (in Kansas City)	
Runs	22 (4/12/1994)
Hits	20 (2, 5/8/1998)
Errors	4 (2, 8/15/1984)

Royals (in Boston)	
Runs	13 (5, 6/1/2000)
Hits	20 (5/28/2010)
Errors	4 (3, 8/26/1985)

Royals (in Kansas City)	
Runs	13 (4, 8/2/1987)
Hits	20 (8/2/1987)
Errors	6 (4/13/1983)

2014
Opponents



LOS ANGELES ANGELS OF ANAHEIM

Angel Stadium
2000 Gene Autry Way, Anaheim, CA 92806 | 714-940-2000

Owner	Arte Moreno
Chairman	Dennis Kuhl
President	John Carpino
General Manager	Jerry Dipoto
Director, Communications	Eric Kay
Traveling Secretary	Tom Taylor
2013 Record	78-84
Stadium (First Season/Capacity)	Angel Stadium of Anaheim (1966/45,389)
Media Relations Telephone/Fax	714-940-2014/714-940-2205

2013 Series Recap

Date	H/A	Result	Winner	Loser	Save	Time	Att.
6/8	H	W7-2	BUCHHOLZ	Wilson	None	3:25	36,518
6/8	H	L5-9	Hanson	DOUBRONT	Frieri	4:00	34,499
6/9	H	W10-5	DEMPSTER	Blanton	None	3:33	37,054
7/5	A	W6-2	DOUBRONT	Wilson	None	3:14	37,092
7/6	A	L7-9 (11)	De La Rosa	BRESLOW	None	4:22	36,112
7/7	A	L0-3	Weaver	LACKEY	Frieri	2:57	39,018

Series Results, Last 20 Years

Year	Home	Road	Total	Year	Home	Road	Total
1993	6-0	1-5	7-5	2004	3-0	2-4	5-4
1994	4-2	3-3	7-5	2005	4-2	2-2	6-4
1995	5-2	6-1	11-3	2006	1-2	2-1	3-3
1996	4-2	4-2	8-4	2007	5-2	1-2	6-4
1997	3-3	2-3	5-6	2008	1-5	0-3	1-8
1998	2-3	3-3	5-6	2009	2-1	2-4	4-5
1999	6-0	3-1	9-1	2010	6-1	3-0	9-1
2000	2-1	2-4	4-5	2011	2-2	4-0	6-2
2001	0-3	3-1	3-4	2012	0-3	0-3	0-6
2002	2-2	2-1	4-3	2013	2-1	1-2	3-3
2003	4-2	2-1	6-3	Totals	64-39	48-46	112-85

Series Facts

Longest Red Sox Winning Streak	9 (2, 5/3-8/18/2010)
Longest Angels Winning Streak	9 (2, 5/4/2011-6/8/2013)
Most consecutive series won by Red Sox	5 (9/15/2009-4/24/2011)
Most consecutive series won by Angels	4 (8/25/1961-6/28/1962)

Last Sweeps

Red Sox 2-game in Boston	5/14-5/15/1996
Red Sox 3-game in Boston	4/13-4/16/2007
Red Sox 4-game in Boston	4/21-4/24/2011
Red Sox 2-game in Anaheim	5/30-5/31/1988
Red Sox 3-game in Anaheim	7/26-7/28/2010
Red Sox 4-game in Anaheim	6/12-6/15/1980
Angels 2-game in Boston	5/26-5/28/1989
Angels 3-game in Boston	8/21-8/23/2012
Angels 4-game in Boston	5/18-5/20/1962
Angels 2-game in Anaheim	6/1-6/2/2004
Angels 3-game in Anaheim	8/28-8/30/2012
Angels 4-game in Anaheim	N/A

Mike Scioscia, Manager

Record in Anaheim
1,233-1,035

Career Record
1,233-1,035

2014 Schedule
August 8-10 in Anaheim
August 18-21 in Boston

Series Records
All-Time Series
330-289

vs. Los Angeles
185-128

at Fenway Park
185-128

at Los Angeles
145-161

at Angel Stadium
124-131

Series Highs
(Most Recent Occurrence)
Boston (in Boston)
Runs 17 (5/15/1996)
Hits 19 (8/12/1973)
Errors 5 (2, 6/12/1978)

Boston (in Los Angeles)
Runs 16 (7/21/1984)
Hits 20 (7/21/1984)
Errors 6 (4/27/1979)

Angels (in Boston)
Runs 20 (6/20/1980)
Hits 26 (6/20/1980)
Errors 4 (2, 5/2/1968)

Angels (in Los Angeles)
Runs 13 (3, 8/18/2005)
Hits 19 (9/22/1965)
Errors 4 (5, 7/21/1984)



MINNESOTA TWINS

Target Field
1 Twins Way, Minneapolis, MN | 612-659-3400

Chief Executive Officer.....	Jim Pohlad
President.....	Dave St. Peter
Executive Vice President, General Manager.....	Terry Ryan
Director, Baseball Communications and Player Relations.....	Dustin Morse
Manager, Baseball Communications.....	Mitch Hestad
Director, Team Travel.....	Mike Herman
2013 Record.....	66-96
Stadium (First Season/Capacity).....	Target Field (2010/39,021)
Media Relations Telephone/Fax.....	612-659-3400/612-659-4029

2013 Series Recap

Date	H/A	Result	Winner	Loser	Save	Time	Att.
5/6	H	W6-5(11)	MORTENSEN	Burton	None	4:44	31,088
5/7	H	L1-6	Diamond	DEMPSTER	None	3:01	30,549
5/8	H	L8-15	Pressly	WEBSTER	None	3:42	29,969
5/9	H	L3-5	Correia	LACKEY	Perkins	3:04	31,571
5/17	A	W3-2 (10)	WILSON	Roenicke	UEHARA	3:24	30,210
5/18	A	W12-5	BRESLOW	Diamond	None	3:53	36,967
5/19	A	W5-1	LACKEY	Hernandez	None	3:15	33,042

Series Results, Last 20 Years

Year	Home	Road	Total	Year	Home	Road	Total
1993	4-2	3-3	7-5	2004	1-2	1-2	2-4
1994	0-3	1-5	1-8	2005	3-0	1-2	4-2
1995	3-2	2-2	5-4	2006	1-2	0-3	1-5
1996	4-2	2-4	6-6	2007	2-2	2-1	4-3
1997	5-1	3-2	8-3	2008	3-0	1-3	4-3
1998	3-3	2-3	5-6	2009	2-0	2-2	4-2
1999	3-1	3-3	6-4	2010	2-0	1-2	3-2
2000	4-2	4-0	8-2	2011	3-1	2-1	5-2
2001	2-1	1-2	3-3	2012	1-3	3-0	4-3
2002	2-1	1-2	3-3	2013	1-3	3-0	4-3
2003	1-2	1-2	2-4	Totals	50-33	39-44	89-77

Series Facts (Since 1961)

Longest Red Sox Winning Streak.....	10 (8/27/1977-7/17/1978)
Longest Twins Winning Streak.....	17 (6/2/1965-5/7/1966)
Most consecutive series won by Red Sox.....	6 (5/30/1975-6/14/1976)
Most consecutive series won by Twins.....	6 (5/25-9/12/1965)

Last Sweeps

Red Sox 2-game in Boston.....	5/19-5/20/2010
Red Sox 3-game in Boston.....	7/7-7/9/2008
Red Sox 4-game in Boston.....	8/14-8/17/1997

Red Sox 2-game in Minnesota.....	8/6-8/7/1997
Red Sox 3-game in Minnesota.....	5/17-5/19/2013
Red Sox 4-game in Minnesota.....	7/3-7/6/2000

Twins 2-game in Boston.....	7/24-7/25/2000
Twins 3-game in Boston.....	6/13-6/15/1994
Twins 4-game in Boston.....	7/18-7/21/1991
Twins 2-game in Minnesota.....	5/13-5/14/1998
Twins 3-game in Minnesota.....	6/13-6/15/2006
Twins 4-game in Minnesota.....	8/1-8/4/1966

Ron Gardenhire, Manager

Record in Minnesota

998-947

Career Record

998-947

2014 Schedule

May 13-15 in Minnesota
June 16-18 in Boston

Series Records

All-Time Series Since 1901

954-922

vs. Minnesota Since 1961

169-126

at Fenway Park

169-126

at Minnesota

125-170

at Target Field

9-3

Series Highs Since 1961

(Most Recent Occurrence)

Boston (in Boston)

Runs.....	18 (7/9/2008)
Hits.....	23 (7/9/2008)
Errors.....	5 (2, 8/19/1969)

Boston (in Minnesota)

Runs.....	14 (2, 7/4/2000)
Hits.....	18 (3, 4/24/2012)
Errors.....	4 (6, 5/25/1990)

Twins (in Boston)

Runs.....	17 (5/25/1965)
Hits.....	24 (5/25/1977)
Errors.....	5 (5/20/1986)

Twins (in Minnesota)

Runs.....	21 (5/20/1994)
Hits.....	22 (5/20/1994)
Errors.....	4 (4, 6/13/1976)

2014
Opponents



NEW YORK YANKEES

Yankee Stadium
One East 161st Street, Bronx, NY 10451 | 718-293-4300

Managing General Partner/Co-Chairperson	Harold Z. Steinbrenner
President	Randy Levine
Senior Vice President/General Manager	Brian Cashman
Director, Communications & Media Relations	Jason Zillo
Director, Team Travel & Player Services	Ben Tuliebitz
2013 Record	85-77
Stadium (First Season/Capacity)	Yankee Stadium (2009/49,642)
Media Relations Telephone/Fax	718-579-4460/718-293-8414

2013 Series Recap

Date	H/A	Result	Winner	Loser	Save	Time	Att.
4/1	A	W8-2	LESTER	Sabathia	None	3:37	49,514
4/3	A	W7-4	BUCHHOLZ	Kuroda	HANRAHAN	3:35	40,216
4/4	A	L2-4	Pettitte	DEMPSTER	Rivera	2:38	40,611
5/31	A	L1-4	Sabathia	LESTER	Rivera	2:53	45,141
6/1	A	W11-1	DOUBRONT	Hughes	None	3:25	48,784
6/2	A	W3-0	BUCHHOLZ	Kuroda	None	1:58	43,613
7/19	H	W4-2	DOUBRONT	Pettitte	UEHARA	2:55	38,130
7/20	H	L2-5	Kuroda	LACKEY	Rivera	3:12 (21)	37,601
7/21	H	W8-7 (11)	BEATO	Warren	None	4:46	38,138
8/16	H	L3-10	Pettitte	DOUBRONT	None	3:31	38,143
8/17	H	W6-1	LACKEY	Kuroda	None	3:26	37,517
8/18	H	L6-9	Sabathia	DEMPSTER	None	4:12	37,917
9/5	A	W9-8(10)	BRESLOW	Chamberlain	UEHARA	4:32	40,481
9/6	A	W12-8	WORKMAN	Claiborne	None	4:00	44,117
9/7	A	W13-9	LACKEY	Huff	None	3:32	49,046
9/8	A	L3-4	Rivera	WORKMAN	None	3:15	43,078
9/13	H	W8-4	WORKMAN	Kuroda	None	3:06	37,542
9/14	H	W5-1	LESTER	Sabathia	None	2:43	37,510
9/15	H	W9-2	BUCHHOLZ	Nova	None	3:13	37,137

Series Results, Last 20 Years

Year	Home	Road	Total	Year	Home	Road	Total
1993	3-3	3-4	6-7	2004	7-3	4-5	11-8
1994	1-3	2-4	3-7	2005	5-5	4-5	9-10
1995	4-5	5-4	5-8	2006	2-7	6-4	8-11
1996	5-2	2-4	7-6	2007	5-4	3-6	8-10
1997	2-4	2-4	4-8	2008	4-5	5-4	9-9
1998	2-4	3-3	5-7	2009	7-2	2-7	9-9
1999	4-2	4-2	8-4	2010	4-5	5-4	9-9
2000	2-5	4-2	6-7	2011	5-4	7-2	12-6
2001	4-5	1-8	5-13	2012	2-7	3-6	5-13
2002	5-5	4-5	9-10	2013	6-3	7-3	13-6
2003	4-5	5-5	9-10	Totals	83-88	81-91	160-178

Series Facts (Since 1903)

Longest Red Sox Winning Streak	17 (10/03/1911-7/1/1912)
Longest Yankees Winning Streak	12 (2, 8/16/1952-4/23/1953)
Most consecutive series won by Red Sox	7 (10/3/1911-9/26/1912)
Most consecutive series won by Yankees	21 (9/28/1930-6/6/1933)

Last Sweeps

Red Sox 2-game in Boston	9/19-9/21/1977
Red Sox 3-game in Boston	9/13-9/15/2013
Red Sox 4-game in Boston	6/4-6/7/1990

Red Sox 2-game in New York	8/2-8/3/1978
Red Sox 3-game in New York	6/7-6/9/2011
Red Sox 4-game or more in New York	(5-game) 6/19-6/22/1912

Yankees 2-game in Boston	4/20-4/21/2012
Yankees 3-game in Boston	8/31-9/2/2001
Yankees 4-game or more in Boston	(5-game) 8/18-8/21/2006

Yankees 2-game in New York	5/23-5/24/2001
Yankees 3-game in New York	10/1-10/3/2012
Yankees 4-game in New York	8/6-8/9/2009

Joe Girardi, Manager

Record in New York
564-408

Career Record
642-492

2014 Schedule

April 10-13 in New York
April 22-24 in Boston
June 27-28 in New York
August 1-3 in Boston
Sept. 2-4 in New York
Sept. 26-28 in Boston

Series Records
All-Time Series Since 1901
972-1,151

vs. New York
535-533

at Fenway Park
468-467

at New York
437-618

at Yankee Stadium
30-22

Series Highs Since 1903
(Most Recent Occurrence)
Boston (in Boston)

Runs	17 (7/15/2005)
Hits	21 (2, 6/29/1912)
Errors	9 (7/5/1906)

Boston (in New York)

Runs	17 (5/28/2005)
Hits	27 (5/28/2005)
Errors	6 (2, 9/9/1937)

Yankees (in Boston)

Runs	24 (9/28/1923)
Hits	30 (9/28/1923)
Errors	8 (4/28/1909)

Yankees (in New York)

Runs	19 (8/13/1940)
Hits	22 (5/22/1928)
Errors	6 (4, 7/7/1910)



OAKLAND ATHLETICS

O.co Coliseum
7000 Coliseum Way, Oakland, CA 94621 | 510-638-4900

Owner.....	Lewis Wolff
President.....	Michael Crowley
Vice President and General Manager.....	Billy Beane
Director of Public Relations.....	Bob Rose
Manager of Baseball information.....	Mike Selleck
Traveling Secretary.....	Mickey Morabito
2013 Record.....	96-66
Stadium (First Season/Capacity).....	Oakland-Alameda County Coliseum (1968/35,067)
Media Relations Telephone/Fax.....	510-563-2207/510-562-1633

2013 Series Recap

Date	H/A	Result	Winner	Loser	Save	Time	Att.
4/22	H	W9-6	DOUBRONT	Griffin	BAILEY	3:29	28,926
4/23	H	L0-13	Colon	ACEVES	None	2:33 (:37)	29,006
4/24	H	W6-5	LESTER	Anderson	BAILEY	3:40	29,274
7/12	A	W4-2	LACKEY	Doolittle	UEHARA	3:06	27,084
7/13	A	L0-3	Griffin	LESTER	Balfour	2:49	36,067
7/14	A	L2-3 (11)	Cook	THORNTON	None	3:34	31,417

Series Results, Last 20 Years

Year	Home	Road	Total	Year	Home	Road	Total
1993	5-1	4-2	9-3	2004	5-1	3-0	8-1
1994	4-2	5-1	9-3	2005	5-2	1-2	6-4
1995	3-2	5-2	8-4	2006	1-3	2-4	3-7
1996	6-1	2-4	8-5	2007	3-1	1-3	4-4
1997	4-1	3-3	7-4	2008	3-0	3-4	6-4
1998	5-1	4-1	9-2	2009	4-3	1-2	5-5
1999	2-2	2-4	4-6	2010	2-1	2-4	4-5
2000	3-3	2-2	5-5	2011	5-1	1-1	6-2
2001	2-1	2-4	4-5	2012	1-2	0-6	1-8
2002	3-3	3-0	6-3	2013	2-1	1-2	3-3
2003	1-2	2-2	3-4	Totals	69-34	49-53	118-87

Series Facts (Since 1968)

Longest Red Sox Winning Streak.....	11 (2, 7/10/1993-4/28/1994)
Longest Athletics Winning Streak.....	8 (5/1-9/2/2012)
Most consecutive series won by Red Sox.....	7 (4/14/1997-8/27/1998)
Most consecutive series won by Athletics.....	4 (2, 7/2/1987-5/29/1988)

Last Sweeps (Since 1968)

Red Sox 2-game in Boston.....	9/25-9/26/2007
Red Sox 3-game in Boston.....	6/3-6/5/2011
Red Sox 4-game in Boston.....	7/22-7/25/1993

Red Sox 2-game at Athletics.....	4/1-4/2/2008
Red Sox 3-game at Athletics.....	9/6-9/8/2004
Red Sox 4-game at Athletics.....	8/4-8/7/1977

Athletics 2-game in Boston.....	N/A
Athletics 3-game in Boston.....	9/3-9/5/1990
Athletics 4-game in Boston.....	8/10-8/12/1971

Athletics 2-game at Athletics.....	4/27-4/28/1987
Athletics 3-game at Athletics.....	8/31-9/2/2012
Athletics 4-game at Athletics.....	N/A

Bob Melvin, Manager

Record in Oakland
237-186

Career Record
730-694

2014 Schedule
May 2-4 in Boston
June 19-22 in Oakland

Series Records
All-Time Series Since 1901
1,059-872

vs. Oakland Since 1968
162-92

at Fenway Park
162-92

at Oakland
116-138

at Oakland Coliseum
116-138

Series Highs Since 1968
(Most Recent Occurrence)
Boston (in Boston)

Runs.....	16 (5/20/1996)
Hits.....	21 (5/20/1996)
Errors.....	6 (6/14/1969)

Boston (in Oakland)	
Runs.....	14 (6/6/1980)
Hits.....	19 (2, 5/8/2002)
Errors.....	4 (3, 6/6/1978)

Athletics (in Boston)	
Runs.....	21 (2, 7/28/2009)
Hits.....	25 (6/14/1969)
Errors.....	5 (5/19/1975)

Athletics (in Oakland)	
Runs.....	20 (8/31/2012)
Hits.....	19 (3, 8/31/2012)
Errors.....	4 (7/9/1985)

2014
Opponents



SEATTLE MARINERS

Safeco Field
1250 First Avenue S., Seattle, WA 98134 | 206-346-4000

Chairman and Chief Executive Officer.....	Howard Lincoln
President and Chief Operating Officer.....	Kevin Mather
Executive Vice President, Baseball Operations and General Manager.....	Jack Zduriencik
Senior Director, Baseball information.....	Tim Hevly
Assistant Director, Baseball information.....	Jeff Evans
Director, Team Travel.....	Ron Spelley
2013 Record.....	71-91
Stadium (First Season/Capacity).....	Safeco Field (1999/47,476)
Media Relations Telephone/Fax.....	206-346-4000/206-346-4400

2013 Series Recap

Date	H/A	Result	Winner	Loser	Save	Time	Att.
7/8	A	L4-11	Hernandez	LESTER	None	3:21	21,830
7/9	A	W11-8	BRESLOW	Beavan	UEHARA	3:44	21,072
7/10	A	W11-4	DOUBRONT	Harang	None	3:23	20,480
7/11	A	W8-7 (10)	WRIGHT	Wilhelmsen	UEHARA	4:04	25,367
7/30	H	W8-2	WORKMAN	Saunders	None	2:44	34,578
7/31	H	W5-4(15)	BRITTON	Luetge	None	5:03	35,059
8/1	H	W8-7	WRIGHT	Perez	None	3:17	35,886

Series Results, Last 20 Years

Year	Home	Road	Total	Year	Home	Road	Total
1993	3-3	4-2	7-5	2004	2-1	3-3	5-4
1994	6-4	0-2	6-6	2005	2-1	1-2	3-3
1995	4-2	3-3	7-5	2006	3-1	1-5	4-6
1996	3-3	4-3	7-6	2007	2-1	2-4	4-5
1997	3-2	4-2	7-4	2008	2-1	4-2	6-3
1998	5-1	2-3	7-4	2009	1-2	1-2	2-4
1999	4-2	3-1	7-3	2010	2-1	5-2	7-3
2000	2-2	3-3	5-5	2011	4-2	1-2	5-4
2001	2-4	1-2	3-6	2012	2-0	3-4	5-4
2002	2-1	2-4	4-5	2013	3-1	3-0	6-1
2003	4-0	1-2	5-2	Totals	61-35	51-53	112-88

Series Facts

Longest Red Sox Winning Streak.....	15 (5/4/1977-6/17/1978)
Longest Mariners Winning Streak.....	5 (7/22/2006-8/27/2006)
Most consecutive series won by Red Sox.....	6 (5/3/1977-6/18/1978)
Most consecutive series won by Mariners.....	5 (5/29/1992-5/4/1993)

Last Sweeps

Red Sox 2-game in Boston.....	5/14-5/15/2012
Red Sox 3-game in Boston.....	7/30-8/1/2013
Red Sox 4-game in Boston.....	8/22-8/25/2003

Red Sox 2-game in Seattle.....	5/7-5/8/1986
Red Sox 3-game in Seattle.....	9/13-9/15/2010
Red Sox 4-game in Seattle.....	N/A

Mariners 2-game in Boston.....	5/3-5/4/1993
Mariners 3-game in Boston.....	N/A
Mariners 4-game in Boston.....	N/A

Mariners 2-game in Seattle.....	4/25-4/26/1994
Mariners 3-game in Seattle.....	6/25-6/27/2007
Mariners 4-game in Seattle.....	N/A

Lloyd McClendon, Manager

Record in Seattle 0-0 (1st Season)

Career Record 336-446

2014 Schedule June 23-25 in Seattle August 22-24 in Boston

Series Records

All-Time Series 226-163

vs. Seattle 119-72

at Fenway Park 119-72

at Seattle 107-91

at Safeco Field 36-38

Series Highs

(Most Recent Occurrence) Boston (in Boston)

Runs.....	17 (9/8/1991)
Hits.....	23 (9/3/1981)
Errors.....	4 (5/19/1982)

Boston (in Seattle)

Runs.....	14 (7/21/1983)
Hits.....	18 (2, 9/1/1991)
Errors.....	4 (4, 4/3/1998)

Mariners (in Boston)

Runs.....	13 (2, 5/21/1996)
Hits.....	24 (9/3/1981)
Errors.....	5 (6/18/1980)

Mariners (in Seattle)

Runs.....	15 (2, 5/24/1995)
Hits.....	18 (2, 7/20/2004)
Errors.....	3 (2, 5/12/2002)



TAMPA BAY RAYS

Tropicana Field
One Tropicana Drive, St. Petersburg, FL 33705 | 727-825-3137

Principal Owner	Stuart L. Sternberg
President	Matthew Silverman
Executive Vice President of Baseball Operations	Andrew Friedman
Vice President, Communications	Rick Vaughn
Director, Communications	Dave Haller
2013 Record	92-71
Stadium (First Season/Capacity)	Tropicana Field (1998/31,042)
Media Relations Telephone/Fax	727-825-3242/727-825-3111

2013 Series Recap

Date	H/A	Result	Winner	Loser	Save	Time	Att.
4/13	H	W2-1(10)	TAZAWA	Gomes	None	3:23	33,039
4/14	H	W5-0	BUCHHOLZ	Cobb	None	2:49	35,198
4/15	H	W3-2	BAILEY	Peralta	None	3:03	37,449
5/14	A	L3-5	Moore	LACKEY	Rodney	3:14	15,227
5/15	A	W9-2	LESTER	Price	None	3:31	15,767
5/16	A	W4-3	TAZAWA	Rodney	None	3:43	16,055
6/10	A	W10-8 (14)	MORALES	Ramos	None	5:24	15,477
6/11	A	L3-8	Hernandez	LESTER	None	3:06	16,870
6/12	A	W2-1	ACEVES	Archer	BAILEY	3:22	15,091
6/18	H	W5-1	ACEVES	Archer	None	3:10 (2:59)	33,430
6/18	H	W3-1	BAILEY	Peralta	None	2:27	32,156
6/19	H	L2-6	Hellickson	DEMPSTER	None	3:21	35,710
7/22	H	L0-3	Moore	WORKMAN	None	2:52	35,016
7/23	H	W6-2	LESTER	Hernandez	None	3:06	34,609
7/24	H	L1-5	Price	DOUBRONT	None	3:00	36,514
7/29	H	L1-2	Price	DOUBRONT	Rodney	3:21 (:39)	37,242
9/10	A	W2-0	BUCHHOLZ	Price	UEHARA	3:09	18,605
9/11	A	W7-3(10)	UEHARA	Peralta	None	4:05	19,215
9/12	A	L3-4	McGee	DE LA ROSA	Rodney	3:17	20,360

Series Results, All-Time

Year	Home	Road	Total	Year	Home	Road	Total
1998	5-1	4-2	9-3	2006	7-2	3-7	10-9
1999	1-5	3-4	4-9	2007	7-2	6-3	13-5
2000	4-2	2-4	6-6	2008	7-2	1-8	8-10
2001	7-3	7-2	14-5	2009	6-3	3-6	9-9
2002	6-3	10-0	16-3	2010	3-6	4-5	7-11
2003	7-2	5-5	12-7	2011	2-7	4-5	6-12
2004	8-2	6-3	14-5	2012	4-5	5-4	9-9
2005	9-1	4-5	13-6	2013	6-4	6-3	12-7
Totals				89-50	73-66	162-116	

Series Facts

Longest Red Sox Winning Streak	11 (4/6-6/26/2001)
Longest Rays Winning Streak	6 (8/16-9/15/2011)
Most consecutive series won by Red Sox	7 (4/28/2004-4/17/2005)
Most consecutive series won by Rays	5 (9/17/2008-5/3/2009)

Last Sweeps

Red Sox 2-game in Boston	4/26-4/27/2002
Red Sox 3-game in Boston	4/13-4/15/2013
Red Sox 4-game in Boston	5/25-5/28/2006

Red Sox 2-game in Tampa Bay	7/17-7/18/2002
Red Sox 3-game in Tampa Bay	5/24-5/26/2010
Red Sox 4-game in Tampa Bay	9/9-9/12/2002

Rays 2-game in Boston	9/25-9/26/2012
Rays 3-game in Boston	N/A
Rays 4-game in Boston	4/16-4/19/2010

Rays 2-game in Tampa Bay	8/4-8/5/2009
Rays 3-game in Tampa Bay	9/9-9/11/2011
Rays 4-game in Tampa Bay	N/A

Joe Maddon, Manager

Record in Tampa Bay
677-620

Career Record
704-644

2014 Schedule

April 29-30, May 1 in Boston
May 23-25 in Tampa Bay
May 30-31, June 1 in Boston
July 25-27 in Tampa Bay
Aug. 29-31, Sept. 1
in Tampa Bay
Sept. 23-25 in Boston

Series Records

All-Time Series
162-116

vs. Tampa Bay
89-50

at Fenway Park
89-50

at Tampa Bay
73-66

at Tropicana Field
73-66

Series Highs

(Most Recent Occurrence)

Boston (in Boston)

Runs 22 (7/23/2002) || Hits | 21 (7/5/2007) |
| Errors | 3 (5/7/2000) |

Boston (in Tampa Bay)

Runs 15 (9/20/2005) || Hits | 21 (9/20/2005) |
| Errors | 2 (15, 9/19/2012) |

Rays (in Boston)

Runs 15 (7/24/2003) || Hits | 21 (7/24/2003) |
| Errors | 4 (2, 4/19/2006) |

Rays (in Tampa Bay)

Runs 13 (2, 9/19/2012) || Hits | 19 (4/1/2003) |
| Errors | 3 (3, 9/18/2012) |

2014
Opponents



TEXAS RANGERS

Globe Life Park in Arlington
1000 Ballpark Way, Ste. 400, Arlington, TX 76011 | 817-273-5222

Co-Chairmen.....	Ray C. Davis, Bob R. Simpson
President of Baseball Operations and General Manager.....	Jon Daniels
Executive Vice President, Communications.....	John Blake
Senior Director, Media Relations.....	Rich Rice
Director of Travel.....	Chris Lyngos
2013 Record.....	91-72
Stadium (First Season/Capacity).....	Globe Life Park in Arlington (1994/48,114)
Media Relations Telephone/Fax.....	817-273-5203/817-273-5110

2013 Series Recap

Date	H/A	Result	Winner	Loser	Save	Time	Att.
5/3	A	L0-7	Holland	DOUBRONT	None	3:04	42,441
5/4	A	L1-5	Ogando	LACKEY	None	2:55	47,173
5/5	A	L3-4	Nathan	MORTENSEN	None	3:35	46,228
6/4	H	W17-5	DEMPSTER	Grimm	None	3:10	32,035
6/5	H	L2-3	Cotts	BRESLOW	None	3:17	33,296
6/6	H	W6-3	BAILEY	Kirkman	None	3:21	35,352

Series Results, Last 20 Years

Year	Home	Road	Total	Year	Home	Road	Total
1993	4-2	2-4	6-6	2004	4-2	0-3	4-5
1994	0-3	1-2	1-5	2005	3-0	4-2	7-2
1995	1-3	2-1	3-4	2006	3-3	2-1	5-4
1996	5-1	1-5	6-6	2007	2-2	4-2	6-4
1997	0-6	3-2	3-8	2008	7-0	2-1	9-1
1998	4-1	2-4	6-5	2009	1-2	1-5	2-7
1999	4-2	0-3	4-5	2010	3-4	1-2	4-6
2000	3-1	4-2	7-3	2011	1-2	3-4	4-6
2001	4-0	1-2	5-2	2012	1-4	1-2	2-6
2002	2-1	2-2	4-3	2013	2-1	0-3	2-4
2003	3-0	2-4	5-4	Totals	57-40	38-56	93-92

Series Facts (Since 1972)

Longest Red Sox Winning Streak.....	9 (4/18-9/5/2008)
Longest Rangers Winning Streak.....	9 (7/21/1975-7/19/1976)
Most consecutive series won by Red Sox.....	6 (7/9/2004-4/5/2006)
Most consecutive series won by Rangers.....	5 (2, 8/24/1993-7/16/1995)

Last Sweeps (Since 1972)

Red Sox 2-game in Boston.....	8/18/1998 (DH)
Red Sox 3-game in Boston.....	8/12-8/14/2008
Red Sox 4-game in Boston.....	4/18-4/21/2008

Red Sox 2-game in Texas.....	8/4-8/5/1997
Red Sox 3-game in Texas.....	5/25-5/27/2007
Red Sox 4-game in Texas.....	N/A

Rangers 2-game in Boston.....	4/17-4/18/2012
Rangers 3-game in Boston.....	8/11-8/13/1997
Rangers 4-game in Boston.....	N/A

Rangers 2-game in Texas.....	5/11-5/12/1998
Rangers 3-game in Texas.....	5/3-5/5/2013
Rangers 4-game in Texas.....	5/23-5/26/1985

Ron Washington, Manager

Record in Texas
611-524

Career Record
611-524

2014 Schedule

April 7-9 in Boston
May 9-11 in Boston

Series Records

All-Time Series Since 1961
331-302

vs. Texas Since 1972
131-87

at Fenway Park
131-87

at Texas
90-128

at Rangers Ballpark
36-52

Series Highs Since 1972

(Most Recent Occurrence)

Boston (in Boston)
Runs.....19 (8/12/2008)
Hits.....21 (7/10/2004)
Errors.....5 (3, 9/1/1993)

Boston (in Texas)
Runs.....17 (8/5/1997)
Hits.....24 (8/5/1997)
Errors.....4 (3, 4/4/1996)

Rangers (in Boston)
Runs.....18 (4/17/2012)
Hits.....22 (6/11/2006)
Errors.....4 (2, 8/22/2002)

Rangers (in Texas)
Runs.....19 (8/1/2002)
Hits.....20 (2, 8/1/2002)
Errors.....5 (7/19/1975)



TORONTO BLUE JAYS

Rogers Centre
1 Blue Jays Way, Ste. 3200, Toronto, ON M5V 1J1 Canada | 416-341-2000

Vice Chairman, Rogers Communications, Inc.	Phil Lind
President and Chief Executive Officer	Paul Beeston
Senior Vice President, Baseball Operations/General Manager	Alex Anthopoulos
Vice President, Communications	Jay Stenhouse
Manager, Baseball information	Mal Romanin
Director Team Travel and Clubhouse Operations	Mike Shaw
2013 Record	74-88
Stadium (First Season/Capacity)	Rogers Centre (1989/49,282)
Media Relations Telephone/Fax	416-341-1301/416-341-1250

2013 Series Recap

Date	H/A	Result	Winner	Loser	Save	Time	Att.
4/5	A	W6-4	TAZAWA	Rogers	HANRAHAN	3:35	45,328
4/6	A	L0-5	Happ	LACKEY	None	2:38	45,797
4/7	A	W13-0	LESTER	Dickey	None	2:44	41,168
4/30	A	L7-9	Delabar	TAZAWA	Janssen	3:14	22,915
5/1	A	W10-1	BUCHHOLZ	Buehrle	None	2:52	21,094
5/2	A	W3-1	DEMPSTER	Happ	HANRAHAN	3:22	25,851
5/10	H	W5-0	LESTER	Ortiz	None	2:46	33,606
5/11	H	L2-3	Oliver	TAZAWA	Janssen	2:42 (:51)	36,543
5/12	H	L4-12	Jenkins	DEMPSTER	None	3:13	35,532
6/27	H	W7-4	LESTER	Wang	UEHARA	2:34	34,750
6/28	H	W7-5	MILLER	Wagner	UEHARA	3:22	36,383
6/29	H	L2-6	Delabar	TAZAWA	None	3:05	37,437
6/30	H	W5-4	UEHARA	Perez	None	3:10	37,425
8/13	A	W4-2(11)	UEHARA	Loup	None	3:37	32,816
8/14	A	L3-4(10)	Lincoln	WORKMAN	None	3:20	31,695
8/15	A	L1-2	Buehrle	PEAVY	Janssen	2:43	40,477
9/20	H	W6-3	LESTER	Rogers	None	3:26	37,215
9/21	H	L2-4	Buehrle	BUCHHOLZ	Janssen	3:07	37,569
9/22	H	W5-2	DOUBRONT	Dickey	UEHARA	2:13	37,020

Series Results, Last 20 Years

Year	Home	Road	Total	Year	Home	Road	Total
1993	2-4	1-6	3-10	2004	8-1	6-4	14-5
1994	4-3	3-0	7-3	2005	4-5	3-6	7-11
1995	3-3	5-2	8-5	2006	4-5	3-7	7-12
1996	5-2	3-3	8-5	2007	4-5	5-4	9-9
1997	3-3	3-3	6-6	2008	5-4	4-5	9-9
1998	3-3	2-4	5-7	2009	6-3	5-4	11-7
1999	4-2	5-1	9-3	2010	5-4	7-2	12-6
2000	2-4	2-4	4-8	2011	6-3	4-5	10-8
2001	4-5	8-2	12-7	2012	2-7	5-4	7-11
2002	7-3	6-3	13-6	2013	6-4	5-4	11-8
2003	6-4	4-5	10-9	Totals	93-77	89-78	182-155

Series Facts

Longest Red Sox Winning Streak	11 (4/16-7/11/2002)
Longest Blue Jays Winning Streak	8 (8/11/1987-6/11/1988)
Most consecutive series won by Red Sox	6 (4/24/1977-5/31/1978)
Most consecutive series won by Blue Jays	7 (7/27/1987-6/4/1989)

Last Sweeps

Red Sox 2-game in Boston	9/17-9/18/1997
Red Sox 3-game in Boston	8/28-8/30/2009
Red Sox 4-game or more in Boston	7/1-7/4/2002 (5 game)

Red Sox 2-game in Toronto	4/16-4/17/2002
Red Sox 3-game in Toronto	6/10-6/12/2011
Red Sox 4-game in Toronto	5/31-6/3/2001

Blue Jays 2-game in Boston	8/16-8/17/2008
Blue Jays 3-game in Boston	9/7-9/9/2012
Blue Jays 4-game in Boston	6/2-6/5/1988

Blue Jays 2-game in Toronto	5/10-5/11/2011
Blue Jays 3-game in Toronto	4/4-4/6/2008
Blue Jays 4-game in Toronto	9/3-9/6/1998

John Gibbons, Manager

Record in Toronto
379-393

Career Record
379-393

2014 Schedule
April 25-27 in Toronto
May 20-22 in Boston
July 21-24 in Toronto
July 2-30 in Boston
August 25-27 in Toronto
Sept. 5-7 in Boston

Series Records
All-Time Series
299-241

vs. Toronto
149-121

at Fenway Park
149-121

at Toronto
150-120

at Rogers Centre
106-87

Series Highs
(Most Recent Occurrence)
Boston (in Boston)
Runs 18 (9/13/2011)
Hits 22 (10/4/1980)
Errors 6 (9/24/1984)

Boston (in Toronto)
Runs 16 (2, 6/11/2011)
Hits 21 (8/9/1991)
Errors 4 (3, 4/6/2008)

Blue Jays (in Boston)
Runs 15 (3, 8/17/2008)
Hits 22 (2, 8/17/2008)
Errors 4 (2, 7/3/2002)

Blue Jays (in Toronto)
Runs 13 (2, 9/24/2006)
Hits 19 (2, 6/1/2003)
Errors 4 (4, 8/11/1991)

2014
Opponents



ATLANTA BRAVES

Turner Field
755 Hank Aaron Drive, Atlanta, GA 30302 | 404-522-7630

Chairman and CEO.....	Terence F. McGuirk
President.....	John Schuerholz
Executive Vice President and General Manager.....	Frank Wren
Director of Media Relations.....	Brad Hainje
Manager, Media Relations.....	Adrienne Midgley
Director of Team Travel and Clubhouse Services.....	Bill Acree
2013 Record.....	96-66
Stadium (First Season/Capacity).....	Turner Field (1997/49,377)
Media Relations Telephone/Fax.....	404-522-7630/404-614-1391

Series Results, All-Time

Year	Home	Road	Total	Year	Home	Road	Total
1997	0-3	0-0	0-3	2004	0-0	1-2	1-2
1998	0-0	2-1	2-1	2005	2-1	0-0	2-1
1999	1-2	1-2	2-4	2006	0-0	3-0	3-0
2000	1-2	1-2	2-4	2007	2-1	2-1	4-2
2001	1-2	2-1	3-3	2009	2-1	2-1	4-2
2002	0-3	1-2	1-5	2012	2-1	0-0	2-1
Totals	11-16	15-12	25-28				

Last Sweeps

Red Sox 2-game in Boston.....	Never Played
Red Sox 3-game in Boston.....	N/A
Red Sox 4-game in Boston.....	Never Played

Red Sox 2-game in Atlanta.....	Never Played
Red Sox 3-game in Atlanta.....	6/16-6/18/2006
Red Sox 4-game in Atlanta.....	Never Played

Braves 2-game in Boston.....	Never Played
Braves 3-game in Boston.....	6/28-6/30/2002
Braves 4-game in Boston.....	Never Played

Braves 2-game in Atlanta.....	Never Played
Braves 3-game in Atlanta.....	N/A
Braves 4-game in Atlanta.....	Never Played

Fredi Gonzalez, Manager

Record in Atlanta
279-206

Career Record
555-486

2014 Schedule
May 26-27 in Boston
May 28-29 in Atlanta

Series Hits

(Most Recent Occurrence)	
Boston (in Boston)	
Runs.....	13 (5/19/2007)
Hits.....	18 (5/19/2007)
Errors.....	4 (5/21/2005)

Boston (in Atlanta)

Runs.....	11 (6/20/2007)
Hits.....	15 (6/20/2007)
Errors.....	3 (2, 7/10/1999)

Braves (in Boston)

Runs.....	15 (8/30/1997)
Hits.....	19 (8/30/1997)
Errors.....	1 (10, 6/24/2012)

Braves (in Atlanta)

Runs.....	10 (7/04/2004)
Hits.....	15 (2, 6/18/2007)
Errors.....	2 (5, 6/28/2009)



CHICAGO CUBS

Wrigley Field
1060 W. Addison, Chicago, IL 60613 | 773-404-2827

Chairman.....	Tom Ricketts
President, Baseball Operations.....	Theo Epstein
Executive Vice President/General Manager.....	Jed Hoyer
Director, Media Relations.....	Peter Chase
Assistant Director, Media Relations.....	Jason Carr
2013 Record.....	66-96
Stadium (First Season/Capacity).....	Wrigley Field (1914/41,072)
Media Relations Telephone/Fax.....	773-404-4191/773-404-4129

Series Results, All-Time

Year	Home	Road	Total	Year	Home	Road	Total
2005	0-0	1-2	1-2	2012	0-0	2-1	2-1
2011	2-1	0-0	2-1	Totals	2-1	3-3	5-4

Last Sweeps

Red Sox 2-game in Boston.....	Never Played
Red Sox 3-game in Boston.....	Never Played
Red Sox 4-game in Boston.....	Never Played

Red Sox 2-game in Chicago.....	Never Played
Red Sox 3-game in Chicago.....	N/A
Red Sox 4-game in Chicago.....	Never Played

Cubs 2-game in Boston.....	Never Played
Cubs 3-game in Boston.....	Never Played
Cubs 4-game in Boston.....	Never Played

Cubs 2-game in Chicago.....	Never Played
Cubs 3-game in Chicago.....	N/A
Cubs 4-game in Chicago.....	Never Played

Rick Renteria, Manager

Record in Chicago
0-0 (1st Season)

Career Record
0-0 (1st Season)

2014 Schedule
June 30-July 2 in Chicago

Series Hits

(Most Recent Occurrence)	
Boston (in Boston)	
Runs.....	15 (5/20/2011)
Hits.....	19 (5/20/2011)
Errors.....	3 (5/21/2011)

Boston (in Chicago)

Runs.....	8 (6/12/2005)
Hits.....	17 (6/12/2005)
Errors.....	2 (6/17/2012)

Cubs (in Boston)

Runs.....	9 (5/21/2011)
Hits.....	12 (5/20/2011)
Errors.....	4 (5/20/2011)

Cubs (in Chicago)

Runs.....	14 (6/10/2005)
Hits.....	20 (6/10/2005)
Errors.....	2 (2, 6/17/2012)



CINCINNATI REDS

Great American Ball Park
100 Joe Nuxhall Way, Cincinnati, OH | 513-765-7000

President and Chief Executive Officer Robert H. Castellini
President of Baseball Operations and General Manager.....Walt Jocketty
Director of Media Relations Rob Butcher
Assistant Director of Media Relations Larry Herms
Assistant Director of Media Relations, Digital Content Jamie Ramsey
Traveling Secretary Gary Wahoff
2013 Record..... 90-72
Stadium (First Season/Capacity) Great American Ball Park (2003/42,271)
Media Relations Telephone/Fax.....513-765-7800/513-765-7180

Series Results, All-Time

Year	Home	Road	Total	Year	Home	Road	Total
2005	3-0	0-0	3-0	2008	0-0	2-1	2-1
				Totals	3-0	2-1	5-1

Last Sweeps

Red Sox 2-game in Boston Never Played
Red Sox 3-game in Boston 6/13-6/15/2005
Red Sox 4-game in Boston Never Played

Red Sox 2-game in Cincinnati Never Played
Red Sox 3-game in Cincinnati Never Played
Red Sox 4-game in Cincinnati Never Played

Reds 2-game in Boston Never Played
Reds 3-game in Boston N/A
Reds 4-game in Boston Never Played

Reds 2-game in Cincinnati Never Played
Reds 3-game in Cincinnati Never Played
Reds 4-game in Cincinnati Never Played

Bryan Price, Manager

Record in Cincinnati
0-0 (1st Season)

Career Record
0-0 (1st Season)

2014 Schedule
May 6-7 in Boston
August 12-13 in Cincinnati

Series Highs

(Most Recent Occurrence)
Boston (in Boston)
Runs 10 (6/13/2005)
Hits 16 (6/13/2005)
Errors 0 (N/A)

Boston (in Cincinnati)
Runs 9 (6/15/2008)
Hits 13 (6/14/2008)
Errors 1 (6/15/2008)

Reds (in Boston)
Runs 3 (6/13/2005)
Hits 8 (6/15/2005)
Errors 1 (2, 6/15/2005)

Reds (in Cincinnati)
Runs 4 (6/14/2008)
Hits 8 (6/14/2008)
Errors 1 (2, 6/15/2008)

2014
Opponents

ALL-TIME OPPONENT HOME RUN LEADERS AT FENWAY PARK

(Regular Season)					
PLAYER	HR	YEARS	PLAYER	HR	YEARS
Babe Ruth (L)	38	1920-1934	Joe Gordon	27	1938-1943/1946-1950
Mickey Mantle (S)	38	1951-1968	Rocky Colavito	26	1955-1968
Harmon Killebrew	37	1954-1975	Willie Horton	26	1963-1980
Al Kaline	30	1953-1974	Ken Keltner	25	1937-1944/1946-1949
Joe DiMaggio	29	1936-1951	Roy Sievers	25	1949-1965
Gus Zernial	28	1949-1959	Vic Wertz (L)	25	1947-1958/1961-1963
Lou Gehrig (L)	27	1923-1939	Reggie Jackson (L)	25	1967-1987



MILWAUKEE BREWERS

Miller Park
One Brewers Way, Milwaukee, WI 53214 | 414-902-4400

Chairman and Principal Owner Mark Attanasio
President & General Manager Doug Melvin
Vice President, Communications Tyler Barnes
Director of Media Relations Mike Vassallo
Senior Director of Team Travel Dan Larrea
2013 Record 74-88
Stadium (First Season/Capacity) Miller Park (2001/41,900)
Media Relations Telephone/Fax 414-902-4500/414-902-4053
Series Results, Last 20 Years

Series Results, All-Time

Year	Home	Road	Total	Year	Home	Road	Total
1981	3-3	3-4	6-7	1991	3-3	4-3	7-6
1982	2-5	2-4	4-9	1992	3-4	2-4	5-8
1983	2-4	2-5	4-9	1993	2-4	3-4	5-8
1984	4-3	5-1	9-4	1994	3-4	2-1	5-5
1985	2-4	3-4	5-8	1995	3-3	5-1	8-4
1986	5-2	1-4	6-6	1996	2-4	5-1	7-5
1987	5-1	1-6	6-7	1997	4-1	4-2	8-3
1988	7-0	3-3	10-3	2003	0-0	2-1	2-1
1989	4-2	2-5	6-7	2008	3-0	0-0	3-0
1990	3-4	2-4	5-8	2011	2-1	0-0	2-1
				Totals	62-52	51-57	113-109

Last Sweeps

Red Sox 2-game in Boston 5/26-5/27/1997
Red Sox 3-game in Boston 5/17-5/18/2008
Red Sox 4-game in Boston 7/29-7/31/1988

Red Sox 2-game in Milwaukee 5/16-5/17/1995
Red Sox 3-game in Milwaukee 9/12-9/14/1997
Red Sox 4-game in Milwaukee 8/9-8/11/1996

Brewers 2-game in Boston N/A
Brewers 3-game in Boston 10/1-10/3/1993
Brewers 4-game in Boston N/A

Brewers 2-game in Milwaukee 4/6-4/9/1987
Brewers 3-game in Milwaukee N/A
Brewers 4-game in Milwaukee 8/15-8/17/1983

Ron Roenicke,
Manager

Record in Milwaukee
253-233

Career Record
253-233

2014 Schedule
April 4-6 in Boston

Series Hits

(Most Recent Occurrence)

Boston (in Boston)

Runs 15 (2, 6/9/1984)

Hits 19 (6/9/1984)

Errors 6 (10/4/1985)

Boston (in Milwaukee)

Runs 20 (9/6/1975)

Hits 27 (8/5/1979)

Errors 5 (9/15/1985)

Brewers (in Boston)

Runs 19 (5/31/1980)

Hits 22 (2, 4/18/1983)

Errors 4 (5, 5/17/2008)

Brewers (in Milwaukee)

Runs 18 (4/12/1980)

Hits 21 (7/23/1990)

Errors 5 (2, 9/25/1987)



PITTSBURGH PIRATES

PNC Park
115 Federal Street, Pittsburgh, PA 15212 | 412-332-5000

Chairman Bob Nutting
President Frank Coonelly
Senior Vice President/General Manager Neal Huntington
Director, Baseball Communications Jim Trdinich
Director, Media Relations Dan Hart
Traveling Secretary Greg Johnson
2013 Record 94-68
Stadium (First Season/Capacity) PNC Park (2001/38,362)
Media Relations Telephone/Fax 412-325-4728/412-325-4413

Series Results, All-Time

Year	Home	Road	Total	Year	Home	Road	Total
2003	0-0	2-1	2-1	2011	0-0	1-2	1-2
2005	2-1	0-0	2-1	Totals	2-1	3-3	5-4

Last Sweeps

Red Sox 2-game in Boston Never Played
Red Sox 3-game in Boston N/A
Red Sox 4-game in Boston Never Played

Red Sox 2-game in Pittsburgh Never Played
Red Sox 3-game in Pittsburgh N/A
Red Sox 4-game in Pittsburgh Never Played

Pirates 2-game in Boston Never Played
Pirates 3-game in Boston N/A
Pirates 4-game in Boston Never Played

Pirates 2-game in Pittsburgh Never Played
Pirates 3-game in Pittsburgh N/A
Pirates 4-game in Pittsburgh Never Played

Clint Hurdle, Manager

Record in Pittsburgh
245-241

Career Record
779-866

2014 Schedule
Sept. 16-18 in Pittsburgh

Series Highs

(Most Recent Occurrence)
Boston (in Boston)

Runs 8 (6/9/2005)
Hits 11 (6/7/2005)
Errors 1 (6/8/2005)

Boston (in Pittsburgh)

Runs 11 (6/4/2003)
Hits 16 (6/4/2003)
Errors 2 (6/4/2003)

Pirates (in Pittsburgh)

Runs 5 (6/17/2005)
Hits 10 (6/18/2005)
Errors 1 (3, 6/19/2005)

Pirates (in Pittsburgh)

Runs 5 (6/5/2003)
Hits 11 (6/5/2003)
Errors 4 (6/26/2011)

2014
Opponents

ACTIVE OPPONENT HOME RUN LEADERS AT FENWAY PARK

(Regular Season)

PLAYER	HR	PLAYER	HR
Alex Rodriguez	24	Carlos Pena (L)	10
Jason Giambi (L)	18	Nick Swisher (S)	9
Jose Bautista	17	Mark Teixeira (S)	9
Derek Jeter	13	Eric Chavez (L)	8
Vernon Wells	13	Curtis Granderson (L)	8
Robinson Cano (L)	12	Adam Jones	8
Miguel Tejada	12	Alfonso Soriano	8
Evan Longoria	10		



ST. LOUIS CARDINALS

Busch Stadium
700 Clark Street, St. Louis MO 63102 | 314-345-9600

Chairman and Chief Executive Officer..... William O. DeWitt, Jr.
President..... Bill DeWitt III
Senior Vice President/General Manager..... John Mozeliak
Director, Communications..... Brian Bartow
Manager, Communications..... Melody Yount
Traveling Secretary..... C.J. Cherre
2013 Record..... 97-65
Stadium (First Season/Capacity)..... Busch Stadium (2006/43,975)
Media Relations Telephone/Fax..... 314-345-9600/314-345-9530

Series Results, All-Time

Year	Home	Road	Total	Year	Home	Road	Total
2003	1-2	0-0	1-2	2008	1-2	0-0	1-2
2005	0-0	1-2	1-2	Totals	2-4	1-2	3-6

Last Sweeps

Red Sox 2-game in Boston..... Never Played
Red Sox 3-game in Boston..... N/A
Red Sox 4-game in Boston..... Never Played

Red Sox 2-game in St. Louis..... Never Played
Red Sox 3-game in St. Louis..... N/A
Red Sox 4-game in St. Louis..... Never Played

Cardinals 2-game in Boston..... Never Played
Cardinals 3-game in Boston..... N/A
Cardinals 4-game in Boston..... Never Played

Cardinals 2-game in St. Louis..... Never Played
Cardinals 3-game in St. Louis..... N/A
Cardinals 4-game in St. Louis..... Never Played

Mike Matheny, Manager

Record in St. Louis
185-139

Career Record
185-139

2014 Schedule
August 5-7 in St. Louis

Series Highs (most recent occurrence) **Boston (in Boston)**

Runs..... 13 (6/11/2003)
Hits..... 19 (6/11/2003)
Errors..... 2 (2, 6/20/2008)

Boston (in St. Louis)

Runs..... 4 (6/08/2005)
Hits..... 9 (2, 6/08/2005)
Errors..... 1 (6/06/2005)

Cardinals (in Boston)

Runs..... 9 (2, 6/21/2008)
Hits..... 16 (6/22/2008)
Errors..... 2 (6/12/2003)

Cardinals (in St. Louis)

Runs..... 9 (6/07/2005)
Hits..... 9 (2, 6/07/2005)
Errors..... 2 (6/08/2005)

ACTIVE OPPONENT LEADERS VS. RED SOX

(Regular Season Career)

BATTING

RANK/PLAYER	AVG*
1. A. Gordon.....	.359
2. N. Cruz.....	.354
3. M. Kotsay.....	.352
4. J. Morneau.....	.338
5. B. Butler.....	.333

*Minimum 150 PA

RANK/PLAYER	HR
1. A. Rodriguez.....	53
2. J. Giambi.....	37
3. V. Wells.....	31
4. C. Pena.....	26
5. J. Bautista.....	25
D. Jeter.....	25

RANK/PLAYER	RBI
1. A. Rodriguez.....	148
2. D. Jeter.....	125
3. J. Giambi.....	117
4. R. Cano.....	104
5. V. Wells.....	101

PITCHING

RANK/PLAYER	ERA*
1. C. Wilson.....	2.70
2. C. Tillman.....	2.74
3. D. Price.....	2.93
4. F. Hernandez.....	3.00
5. J. Frasor.....	3.13

*Minimum 50.0 IP

RANK/PLAYER	W
1. F. Garcia.....	10
D. Price.....	10
C. Sabathia.....	10
4. B. Colon.....	9
J. Shields.....	9

RANK/PLAYER	SO
1. C. Sabathia.....	157
2. S. Kazmir.....	149
3. B. Colon.....	144
4. J. Shields.....	139
5. D. Price.....	116

Roger Clemens, Nomar Garciaparra, and Pedro Martinez will be inducted into the Red Sox Hall of Fame in August 2014.



History & Records


The History of the Red Sox

1901-1909

The American League was formed in **1901**, and Boston, Chicago, Detroit and Cleveland are the remaining charter members. The Boston American League Base Ball Club, officially known as the Americans, but also known by the media as the Somersets after owner **Charles Somers**, started the season on the road April 26 against the Baltimore Orioles (now the New York Yankees), but didn't get their 1st win until April 30 in Philadelphia, a 10-inning 8-6 decision pitched by **Cy Young**. Young also won the Huntington Avenue Grounds home opener May 8 against Philadelphia, 12-4. In **1903**, the team finished 1st with a 91-47 record earning a berth in the 1st World Series against the National League Pittsburgh Pirates. Game 1 was played at Huntington Avenue and pitched by **Young**, who lost but then won 2 games in the Series. Boston won 5 games to 3, in a best of 9 series, bolstered by **Bill Dinneen** who won 3 games. **1904** brought another successful year with **Cy Young** pitching the 1st perfect game of the modern era in the Huntington Avenue Grounds against Philadelphia on May 5. With a 95-59 record, the **1904** Americans were set to play the New York Giants in the World Series, but Giants manager John McGraw and owner John Brush refused to play, making this the 1st of only 2 times since 1903 the World Series was not played. After **1907**, the cross-town National League Red Stockings adopted the name "Doves" and changed the team colors from red to blue. Americans owner **John I. Taylor** snapped up the popular color, and renamed his team the Red Sox. In the latter half of the decade, **Young** continued to dominate, throwing a no-hitter in New York in **1908** on the way to his record 511 career wins. The Red Sox, however, would not see postseason play again until the next decade.

1910-1919

Taylor decided the Red Sox needed a new ballpark. Fenway Park opened in **1912**, and a decade of dynasty began. The new park, named Fenway Park due to location in the Fenway part of Boston, opened April 20, 1912, with the Red Sox taking a 7-6, 11-inning decision from the New York Highlanders (Yankees). With a 105-47 record, the Sox headed for the World Series led by fireballer **Smoky Joe Wood's** 34-5 record, and centerfielder **Tris Speaker's** .383 batting average. This time, John McGraw did bring the New York Giants to the World Series, and the Sox defeated them 4 games to 3 with one tie. The Red Sox picked up a young left-handed pitcher in **1914** by the name of **George Herman "Babe" Ruth**, who would figure prominently in the Red Sox World Series dynasty of the next several years. The Red Sox went to the World Series 3 more times in the teens and won each year. The **1915** Series was marked by the strong hitting and fielding performances of the legendary Sox outfield of **Duffy Lewis**, **Speaker**, and **Harry Hooper**. After dropping Game 1, the Sox won the next 4 to defeat the Philadelphia Phillies for the championship. In **1916**, **Ruth** was the season and Series hero, with a 23-12 regular season record and a 1.75 ERA. In Game 2 of the World Series, **Ruth** pitched a 14-inning, CG 2-1 win against Brooklyn, while the Sox went on to take the Series 4 games to 1 for the 2nd straight year. The Red Sox played their World Series games in 1915 and 1916 in the new and larger capacity National League Braves Field on Commonwealth Ave., which held 40,000 fans. In **1918**, **Ruth** extended his streak to 29.2 scoreless World Series innings, a record that stood until 1961, and also tied for the league lead with 11 home runs. In the World Series against the Chicago Cubs, **Ruth** and **Carl Mays** each won 2 games to lead the Sox to their 4th World Championship in 7 years. Journeyman LF **George Whiteman** was the club's unsung Series hero.



Cy Young pitched the first perfect game of the modern era on May 5, 1904.


1920-1929

After Sox owner **Harry Frazee** sold **Ruth** and most of his best players to the Yankees, the "Roaring Twenties" were anything but for the Red Sox. The team did not make it to .500 in any year of the decade, losing over 100 games in 3 straight seasons from **1925-1927**. To add to the difficulty on the field, the ballpark itself suffered a setback. On May 8, **1926**, fire roared through Fenway Park, destroying much of the left field bleacher sections. Then-owner **Bob Quinn** could not afford to rebuild the sections, and the difficult decade for the Sox continued. All was not gloomy, however, as there were several standout performances by individual players during the decade. Pitcher **Sam Jones** won 23 games in **1921**, and **Howard Ehmke** won 39 games for the Sox in **1923-1924**, including a no-hitter against Philadelphia in **1923**. 1st baseman **Stuffy McInnis**, a member of the 1918 world champion team, set American League fielding records with a .999 fielding pct. in **1921** and still held the Red Sox career fielding pct. record at 1st base (.996) until Kevin Youkilis passed him in 2009.

The History of the Red Sox, Continued

1930-1939

The 30's brightened for the Red Sox, and though the team did not make it back to the great years of the teens, a new dynasty of ownership began in **1933**, when 30-year-old millionaire **Tom Yawkey** bought the club. His 1st order of business was to re-build the fire-scarred stadium. Ironically, on the night of Jan. 4, **1934**, during construction of the new Fenway Park, another fire raged through the ballpark, destroying much of the progress. The park was ready for Opening Day 1934, however, when the Sox lost to **Joe Cronin** and his Washington Senators on April 17. The Red Sox fielded far better teams than they had in the decade prior, and also saw attendance figures increase, especially after Fenway was refurbished. On August 12, 1934, 46,766 fans attended **Ruth's** farewell game at Fenway, spilling out onto the field. The next season, the Sox set their record single-day attendance which still stands, with 47,627 fans attending a doubleheader on September 22 against the Yankees. **1935** also saw shortstop **Cronin** traded to the Sox from Washington to become player-manager. **1938** was the high point of the decade, with **Cronin** leading the Sox to an 88-61 record, and MVP **Jimmie Foxx** hitting 50 home runs, a team record which stood until 2006, with 175 RBI and a league-high .349 average. Veteran **Lefty Grove** led the league in ERA for 4 of the last 5 years of the decade. **1939** also brought forth a new era in Red Sox baseball, when **Ted Williams** began his legendary career. That season, the Red Sox had 5 future Hall of Famers on the roster including **Williams, Cronin, Foxx, Grove** and **Bobby Doerr**, and they finished with a strong 89-62 record. In **1931**, the Red Sox took the field with numbers on their uniforms for the 1st time. For some Red Sox players, these were the numbers that would forever be associated with them as Boston legends.



Ted Williams began his Hall of Fame career with the Red Sox in 1939.

1940-1949

The 40's got even better for the Red Sox. **1941** was a landmark year for the team, with **Williams** hitting .406 and **Grove** picking up his 300th career win. **Williams** is the last player to hit over .400 for a season, and **Grove** is 1 of 2 pitchers to get his 300th win as a Red Sox, the other being **Cy Young**. **Williams** continued his consistent hitting by picking up his 1st Triple Crown in **1942**, and his 2nd of 4 batting titles in the 40's. Rookie **Dave Ferriss** was 21-10 in **1945**, and helped the team return to the World Series in **1946** when he was 25-6. The Sox won the pennant by a comfortable 12-game margin in 1946, winning 104 games in the process, but lost the World Series for the 1st time in franchise history to the St. Louis Cardinals in 7 games. Fenway also played host to the 1946 All-Star Game, in which **Williams** went 4-for-4 with 2 home runs and 5 RBI. Coming off the AL pennant year, **Williams** won a 2nd Triple Crown in **1947**. Lights were also installed that season to start the era of night baseball at Fenway. **1948** and **1949** were both tough seasons for the Red Sox. While collecting 96 wins in each year, they finished both seasons 1 game out of 1st place. They lost a 1-game playoff to the Cleveland Indians in **1948**. Had the Sox won that game, they would have played the Boston Braves in the World Series. In **1949**, they lost the final 2 games of the season in Yankee Stadium to finish 1 game behind the Yankees. The Sox teams of the late 40's were led by pitcher **Mel Parnell** who won 25 games and the ERA title in 1949, while **Ellis Kinder** also picked up 23 victories in 1949. By the end of the 1940's, however, **Williams** had clearly established himself as one of the greatest players in baseball. He had played 8 seasons of Major League baseball through 1949, during which time he amassed 2 MVPs, 2 Triple Crowns, 4 RBI titles (1 tied with teammate **Vern Stephens**), 4 home run titles, and 4 batting titles. **Dom DiMaggio**, one of baseball's greatest centerfielders, had a .298 career average, scored 100 runs 7 times, was a 7-time All-Star and led the AL in 1950 with 11 triples, 15 stolen bases, and 131 runs scored. In **1948**, he had 503 putouts, playing in the AL's smallest park, a record that stood until 1977. He is 1 of only 5 outfielders to have 500 putouts in a season. **Johnny Pesky**, an excellent all-around shortstop, had 200 hits in each of his 1st 3 ML seasons, and had a .313 career average for the Red Sox. The decade, overall, was the most successful for the team since the teens.

1950-1959

The 50's were another decade of strong hitting for the Sox, starting off with the Rookie of the Year Award-winning performance by 1st baseman **Walter Dropo** in **1950**. **Dropo** was a part of perhaps the best hitting Red Sox team ever, with the starting lineup averaging .313, and the entire team hitting .302. Infielder **Billy Goodman** won the batting championship in **1950** with his .354 average, while the team amassed a 94-60 record, which would ultimately be their best for the decade. **Williams** broke his elbow in the All-Star Game and played

The History of the Red Sox, Continued


in only 89 games (28 HR, 97 RBI). For the 2nd time in his career, **Williams** put off baseball for military service in the Korean War in **1952** and **1953**, after serving 3 years during World War II. Upon his return, he continued his usual impressive hitting with a tremendous league-leading .388 in **1957** with 38 home runs, and winning a 2nd straight title with a .328 average at the age of 40 in **1958**. Meanwhile, **Jackie Jensen** won the RBI title in **1955** (tied), **1958** and **1959**, and the MVP in **1958**. Rookie 3rd baseman **Frank Malzone** joined the team full-time in **1957** and won 3 Gold Glove Awards in **1957**, **1958**, and **1959**. Some Red Sox pitchers also fared well in the 1950's, as **Parnell** continued his successful pitching through the 1st half of the decade, winning 69 games for the Sox from **1950** to **1953** along with a no-hitter in **1956**. **Frank Sullivan** had 90 wins from 1954 to 1960, and **Ellis Kinder** became one of the American League's best relief pitchers of the early 1950's. On July 21, **1959** infielder **Pumpsie Green** made his debut as the 1st Red Sox African-American Major Leaguer.

1960-1969

The end of the 50's also brought the end of the **Williams** era in Red Sox history. **Williams** hit his 521st and final home run into the Red Sox bullpen in his final at-bat on September 28, **1960**. The spot he vacated in left field was filled in **1961** by rookie **Carl Yastrzemski** who would later match some of **Williams'** feats, while pitcher **Don Schwall** would collect Rookie of the Year Pitcher honors after winning his 1st 10 straight decisions at Fenway on the way to a 15-7 record overall. Fenway Park also hosted the 1961 All-Star Game, a 1-1 tie, rained out after 9 innings. Sox pitching heroics continued in **1962** when both **Earl Wilson** and **Bill Monbouquette** tossed no-hitters, while **Monbouquette** went on to win 20 games in **1963**, and **Yaz** won his 1st batting title. **Dave Morehead** threw a no-hitter on September 16, **1965** against Cleveland at Fenway Park, but the Sox had their worst record of that decade, losing 100 games. One bright spot of **1965** was the emergence of Lynn, MA native **Tony Conigliaro**, who hit a league-leading 32 homers in his 2nd season, the 2nd of his 6 consecutive seasons of 20 or more home runs. After another losing season, finishing 9th in **1966**, the Red Sox overcame 100-1 odds and won the "Impossible Dream" pennant in **1967** with a 92-70 record. Though they did not win the World Series, that season lives on as one of the greatest in Red Sox history. **1967** proved to be career years for **Jim Lonborg**, who won the Cy Young Award with a 22-9 record plus 2 World Series wins, and **Yastrzemski**, who won the Triple Crown and MVP. 1st baseman **George Scott** and outfielder **Reggie Smith** were key performers in the pennant drive. **Ken Harrelson** led the league with 109 RBI in **1968**, while **Yaz** won his 3rd batting title. **Yaz** and **Rico Petrocelli** finished the 60's with 40-home run seasons in **1969**.

1970-1979

The era of **Yaz** continued into the 70's when he again hit 40 home runs while **Conigliaro** notched 36 home runs in **1970**. In **1972**, another young player made his mark by unanimously winning the Rookie of the Year Award. Catcher **Carlton Fisk**, a New Hampshire native, made his 1st full year in the majors count, leading the Red Sox to a 2nd-place finish, just 0.5 game out of 1st place, for their best finish since 1967. Pitcher **Luis Tiant**, thrilled Sox fans and took home the ERA title that season. Two other famous rookies, **Jim Rice** and **Fred Lynn**, were added to the mix in **1975**, and made their mark on another AL championship season. **Lynn** won both MVP and Rookie of the Year honors, the 1st player ever to do so in the same year, while **Rice** hit 22 home runs and **Lynn** hit 21. **Tiant**, **Rick Wise**, and **Bill Lee** combined for 54 of the Red Sox 95 wins in 1975, with **Tiant**



Yaz was inducted into the Hall of Fame in 1989.

and **Wise** pitching all 3 of the Red Sox wins in the World Series. In Game 6, **Bernie Carbo's** 2-out, 3-run home run in the 8th inning tied the game. **Fisk** left his mark on baseball history when he hit a 12th-inning pitch off the left-field foul pole for a dramatic finish for the Red Sox, in what many consider to be the greatest World Series game ever. Once again, however, the Sox came up short, and were defeated by Cincinnati in 7 games. On July 9, **1976** owner **Tom Yawkey** passed away. **Mrs. Jean R. Yawkey**, **Haywood Sullivan** and **Edward "Buddy" LeRoux** were approved by the AL as the new owners in May, **1978**. The Sox continued to be successful through the end of the 1970's. In **1977** they had 97 wins and finished just 2.5 games out of 1st. They finished **1978** with 99 wins, just 1 game out after losing 5-4 in a 1-game playoff against the Yankees. Those 2 seasons were great years for **Rice**, who won the home run title in **1977**, and took home MVP honors in **1978**, after ending the season with the home run and RBI crowns. **Lynn** had a terrific **1979** season and won the batting championship, while **Yaz** got his 3,000th hit on September 12. That July, he also hit his 400th home run. **Dwight Evans** did

The History of the Red Sox, Continued

his part, not only with his bat, but also in right field, picking up 3 Gold Glove Awards in the last 4 seasons of the decade. Versatile **Bob Stanley** made his entry upon the scene in **1977**, and in his 12-year Red Sox career racked up what was then a club-record 132 saves and became the club's all-time leader in games pitched. Shortstop **Rick Burleson** teamed with 2nd baseman and Fall River, MA native **Jerry Remy** to form one of the club's best double-play combinations.

1980-1989

3rd baseman **Carney Lansford** won a batting championship in **1981**. **Evans** tied for the 1981 AL home run title, one of his seven 20-plus HR seasons in the decade. **Rice** won the HR title in **1983** with 39, followed closely by **Tony Armas**, who had 36. **Armas** then hit 43 in **1984** to lead the AL. The early 80's were not particularly successful for the Red Sox, however, and they failed to finish higher than 3rd until their AL championship in **1986**. **Evans** got 1986 off to an auspicious start, homering in Detroit on the 1st pitch of the season. **Roger Clemens**, who won the Cy Young and MVP awards, dominated AL batters in 1986, winning 24 games, including his 1st 14 decisions, with a 2.48 ERA. He also broke a major league record, striking out 20 in a 3-1 win April 29 vs. Seattle. Under manager **John McNamara's** leadership, the team won 95 games and came from a 3 games to 1 deficit in the ALCS to a World Series matchup with the Mets, which the Sox lost in 7 games. Overall, the season was filled with many personal milestones, with **Rice** getting his 2,000th hit, **Don Baylor** hitting his 300th HR, **Clemens** winning 20 games for the 1st time, and **Wade Boggs** winning his 3rd of 5 batting titles in the decade. In **1987**, **Boggs** won another batting title, while **Clemens** had his 2nd 20-win season and Cy Young Award, but the Red Sox finished a disappointing 5th. The Red Sox returned to their winning ways in the late '80s, topping the AL East again in **1988** with **Joe Morgan's** miracle team. After **Morgan** took over from **McNamara** in July, the Sox won 12 straight and 19 of 20 games, to come from 9 games behind and move into 1st place in the AL East. "Morgan's Magic" became the team's slogan, but the Red Sox were overpowered by Oakland in the ALCS. Nevertheless, the successful teams of the late 80's ushered in a decade of milestones and achievements in the 1990's.



Dwight Evans patrolled Fenway's right field from 1972-1990.

1990-1999

The Sox started the decade off on the right foot by winning the AL East in **1990** with strong performances by **Boggs**, **Evans**, **Clemens**, **Mike Boddicker**, and rightfielder **Tom Brunansky**, whose great diving catch saved the final game of the season. Again, the Sox played the A's in the ALCS, and met the same fate, losing in 4 games. The 1990 season saw the Red Sox put players' names on the back of their road jerseys for the 1st time in club history. **1991** brought the start of the **Mo Vaughn** era, and the hard-hitting 1st baseman became a fan favorite, while Dalton, MA native **Jeff Reardon** pitched his way to 40 saves as the Sox headed to a 2nd-place finish. In February **1992**, **Mrs. Yawkey** passed away leaving her majority general partnership to the continued direction of **John L. Harrington** with **Haywood C. Sullivan** as general partner. After the **1993** season, **Sullivan** sold his interest in the club to the Yawkey Trust and **Harrington** became CEO of the organization. The Sox fared well after the new division set-up was established in **1995**, reaching postseason play 3 times in the last 5 years of the decade, including back-to-back appearances in **1998** and **1999**, the 1st time the team accomplished that since 1915-1916. In **1995**, the Red Sox and the Cleveland Indians started a Division Series rivalry that would last throughout the decade. Behind the powerful hitting of **Vaughn**, who led the AL in HR and picked up the MVP Award, and the stable pitching of **Clemens** and knuckleballer **Tim Wakefield**, the Sox won the East Division title and faced the Indians in the 1995 ALDS, only to be swept in 3 games. In **1996**, **Clemens** struck out 20 batters in a game for the 2nd time in his career, tying his own major league record. In **1997**, highly-touted shortstop **Nomar Garciaparra** made his way to Fenway and picked up the Rookie of the Year Award while leading the league with 209 hits. In **1998**, he was joined by another superstar, **Pedro Martinez**. The '98 Sox won the Wild Card for the 1st time. Strong pitching was the key to the team's success with Martinez going 19-7 with a 2.89 ERA, while **Tom Gordon** achieved a major league record 43 consecutive saves on his way to 46 saves in all. The Sox faced Cleveland in the Division Series, where they were defeated once again. The pitching would figure into another great season for the Sox in **1999**, a year in which Fenway hosted the final All-Star Game of the century, the 3rd in the history of the park. **Martinez** was MVP of the game, retiring all 6 batters he faced, 5 on strikeouts, ultimately winning the Cy Young Award unanimously, and falling just short of MVP honors with a 23-4, 2.07 ERA season. Once again, he led the Sox to a Wild Card berth and the Division Series against the Indians. This time, the Sox emerged victorious, coming back from losing the 1st two

The History of the Red Sox, Continued

games to dramatically win the series behind six no-hit relief innings by **Martinez** and 2 HR and 7 RBI by **Troy O'Leary**, and traveled to the ALCS for the 1st time since 1986. The Sox met the Yankees in the series, and the high point was game 3, where Sox ace **Martinez** met former Sox ace **Clemens** at Fenway Park. Riding HR by **Garcia**, **John Valentin** and **Brian Daubach**, the Sox cruised to a 13-1 win, their only win in the series.

2000-09

2000 featured great efforts by **Martinez**, who unanimously won his 2nd straight Cy Young Award, and **Garcia**, who won his 2nd consecutive AL batting title with a .372 average. Reliever **Derek Lowe** tied for the AL lead with 42 saves. The Sox finished 2nd 85-77, 2.5 games behind the Yankees, and set a new Fenway Park attendance record of 2,586,024. On Dec. 13, 2000, the Red Sox signed OF **Manny Ramirez** to bolster the team's offense. Despite major injuries to **Garcia**, **Martinez**, **John Valentin** and catcher **Jason Varitek**, the Red Sox led the AL East for most of the 1st half in **2001**. Through Aug. 24, the Sox were only 3 games behind the Yankees before they went into a tailspin that resulted in 21 losses in 26 games and finished 2nd at 82-79. Mgr. **Jimmy Williams** was replaced by pitching coach **Joe Kerrigan** prior to the Aug. 16 game vs. Seattle. RHP **Hideo Nomo** made his Sox debut April 4 in Baltimore and won 3-0 with the club's 1st no-hitter since 1965. Nomo pitched a 1-hitter May 25 vs. Toronto and led the AL with 220 strikeouts. The team set new attendance records at home, 2,625,333 in 81 dates with 69 sellouts and 2,700,811 on the road in 80 dates. The 68-year Yawkey era came to a close when a new ownership group led by **John Henry**, **Tom Werner** and **Larry Lucchino** took control prior to the **2002** season. In March 2002, they replaced GM **Dan Duquette** with VP of Baseball Operations **Mike Port**, on an interim basis, and brought in **Grady Little** as manager to replace **Kerrigan**. The Sox led the AL East from April 15-June 22 but finished 2nd in the AL East at 93-69, including 51-30 on the road. **Lowe** pitched Fenway Park's 1st no-hitter since 1965, 10-0 vs. Tampa Bay on April 27. **Lowe** (21-8) and **Martinez** (20-4) gave the Sox a pair of 20-game winners for the 1st time since 1949. **Ramirez** led the AL with a .349 average. **Lowe**, **Martinez**, **Ramirez**, **Garcia**, **Shea Hillenbrand**, **Johnny Damon** and **Ugueth Urbina** were selected for the AL All-Star team and **Lowe**, **Hillenbrand** and **Ramirez** started the game. The team again set an attendance record (2,650,063 in 81 dates). On Nov. 25, 2002, **Theo Epstein** was named GM, making him the youngest GM in MLB history at 28 years, 10 months old. The **2003** Red Sox had an exciting 95-67 regular season, their most wins since 1995, a 2nd-place East Division finish and the 16th trip to the postseason. The club won its 3rd Wild Card playoff berth and came from a 2-0 game deficit in the ALDS to win 3 straight vs. Oakland to advance to the ALCS vs. the Yankees. A dramatic 7-game series developed that wasn't resolved until Aaron Boone's 11th-inning HR stopped the Red Sox. **Epstein** made offseason moves to help the team become an offensive powerhouse that set many records. The additions of **David Ortiz**, **Kevin Millar**, **Bill Mueller** and **Todd Walker** solidified a batting order that produced 961 runs, 2nd-most in club history. A club-record 6 players hit 20 HR and the Sox set a new team mark with 238. They set new ML records of 2,822 TB, 649 XBH and a .491 slug. pct., while their 371 doubles fell 2 shy of the ML mark held by the Sox (1997) and the Cardinals (1930). They were 53-28 .654 at home, 2nd best in the AL. **Lowe** (17-7), **Martinez** (14-4), **John Burkett** (12-9) and **Wakefield** (11-7) led a staff whose 1,141 strikeouts topped the AL. **Mueller** (.326) edged **Ramirez** (.325) for the AL batting crown while **Garcia** (105), **Ramirez** (104) and **Ortiz** (101) gave the Sox 3 players with 100 RBI for the 1st time since 1984. In his 1st year as manager, **Terry Francona** led the **2004** Red Sox to a 98-64 record and a Wild Card berth, entering the postseason for the 17th time in franchise history. The Sox swept the Anaheim Angels in the ALDS as **Ortiz's** dramatic HR in the 10th inning of Game 3 ensured a rematch with the Yankees for the AL pennant. After dropping the 1st 3 games to New York, the Red Sox rallied behind the bat of **Ortiz**, the baserunning of **Dave Roberts**, an RBI single by **Mueller**, an airtight bullpen, and the gritty performance of **Curt Schilling** to win the final 4 games of the series, completing the greatest comeback in ML history. The Red Sox then swept the St. L. Cardinals to win the World Series for the 6th time and the 1st since 1918. Led by Series MVP **Ramirez**, the Red Sox never trailed. **Lowe** became the 1st pitcher ever to win the clinching game of 3 playoff series in 1 postseason. Key offseason acquisitions **Schilling** and **Keith Foulke** lived up to their billing, while the mid-season trade of **Garcia** for **Orlando Cabrera**, **Doug Mientkiewicz**, and the acquisition of



The Red Sox stormed the field in 2004 to celebrate the club's 1st World Series Championship since 1918.

The History of the Red Sox, Continued

Roberts, improved the club's defense and speed. **Schilling** (21) combined with **Martinez** (16) to win more games than any other pair in the AL. **Martinez** (227) and **Schilling** (203) also became the 1st Red Sox teammates ever to strike out 200 batters in the same season. Offensively, the Sox were led by **Ramirez** and **Ortiz**, who became the 1st AL teammates to bat .300, hit 30 HR and drive in 100 runs since 1931. They also became just the 2nd pair of Red Sox to hit over 40 HR in a single season. The Red Sox sold out their 81-game home schedule for the 1st time and 4th time in ML history. The **2005** Red Sox were 95-67, winning the AL Wild Card reaching postseason for a club-record 3rd straight season. The Sox were swept in the ALDS by the eventual World Champion Chicago White Sox. During the regular season, **Ortiz** (47 HR, 148 RBI) and **Ramirez** (45 HR, 144 RBI) combined for 92 HR and 292 RBI, more than any other duo in baseball. The Red Sox led the ML in runs, batt. avg., BB, OBP and OPS. **Ortiz** tallied career-highs in HR, RBI, R, BB, slug. pct. and OBP. He led the AL with 34 go-ahead RBI and 21 game-winning RBI and finished 2nd in AL MVP voting. The pitching staff was led by **Wakefield** (16-12) who posted team highs in wins, starts, innings pitched, strikeouts, CG and opps.' avg. by a starter. **Mike Timlin** had a league-high and single-season club record 81 apps, and rookie **Jonathan Papelbon** was impressive down the stretch holding opponents scoreless in 10 of his last 11 apps. Catcher **Jason Varitek** earned his first Gold Glove Award. The club set a new attendance mark for the 6th straight season with a total of 2,847,888. On Nov. 25, 2005, **Mike Lowell** and **Josh Beckett** were acquired from the Marlins as part of a 7-player deal. In **2006**, the Red Sox set a home attendance record (2,930,588) for the 7th straight season, a ML record. A host of late-season injuries contributed to the team falling to an 86-76 record to miss postseason play for the 1st time since 2002. The Red Sox were 53-33 .616 at the All-Star break, its best winning pct. at that point since 1986 (56-31 .644), and led the AL East by 3 games. Boston set a ML fielding pct. record (.98910) (SEA .98887, 2003) with just 66 errors in 6,053 total chances. The 66 errors and 108 errorless games were the 2nd fewest ever behind Seattle's 65 and 112 in 2003. The Red Sox set a ML record with 17 straight errorless games June 11 (night) through June 30. **Alex Gonzalez** led AL SS with a .985 fielding pct. (a club record), the 1st Sox SS to lead the AL since Rick Burleson in 1979. He also set a club SS record with 57 straight errorless games (April 11-June 30). 2B **Mark Loretta** was 2nd in the AL with a .994 fielding pct. and broke the club record (Bobby Doerr .993 in 1948). **Lowell** was 2nd among AL and ML 3B with a .98704 fielding pct. and broke the club record (Vern Stephens .981 in 1950). **Ortiz** led the AL with a club-record 54 HR and also led with 137 RBI, 355 TB and 119 BB. His 32 road HR tied Babe Ruth (1927) for the AL record. He had 5 walk-off hits including 3 HR. **Papelbon** was a dominant closer until shoulder problems sidelined him after Sept. 1. He had 35 saves and a 4-2 record in 59 relief apps and held opps. to a .167 batting avg. He was the 2nd Sox rookie pitcher selected for the All-Star Game (Don Schwall 1961) but did not pitch. He set a club record with 20 saves in 20 chances to start the season. **Manny Ramirez** hit .321 with 35 HR, 102 RBI and 100 BB but played in just 11 games the final 6 weeks due to right knee tendinitis. He received the most votes of any AL player to start the All-Star Game but his knee problem prevented him from playing. **Schilling** made a comeback from his injury-curtailed 2005 season and was 15-7 with a 3.97 ERA in 31 games. **Kevin Youkilis** became the regular 1B and hit .279 in 147 games with 100 R and 91 BB. **Beckett** was 16-11 in 33 games to lead the staff in wins in his 1st Red Sox season. In **2007**, the Red Sox clinched their 1st AL East Division title since 1995 with a 96-66 regular season record. After sweeping the Angels 3-0 in the ALDS, Boston then went down 3 games to 1 in the ALCS vs. Cleveland. The Sox completed another comeback to clinch their 12th AL pennant and became the 12th team in ML history to overcome a 3-1 deficit in the ALCS. This was also the Sox 3rd time accomplishing the feat (1986, 2004). In their 11th World Series appearance, Boston swept the N.L. Champion Colorado Rockies to win their 2nd title in 4 years and 7th overall. The Red Sox offense was led by World Series MVP **Lowell** and the stellar pitching efforts of **Beckett**, **Schilling** and **Papelbon**. **Francona** became the 1st Sox manager to take a team to the postseason in 3 different seasons (2004-05-07) and only the 2nd manager in club history to win 2 World Series (Bill Carrigan, 1915-16). The Sox joined the Yankees as the only teams in AL history to sweep in successive World Series appearances. During the regular season, the 96 wins tied Cleveland for the highest winning pct. (.593) and most victories in the Majors. The Sox led the AL East for the final 166 days of 2007 beginning April 18, the longest consecutive stretch in club history. Their pitching staff led the AL and finished 2nd in the majors with a 3.87 ERA. They were 1 of 2 ML teams with 3 15-game winners: **Beckett** 20, **Wakefield** 18, and **Daisuke Matsuzaka** 15. The team allowed the fewest runs (657) and hits (1350) in the AL and had the 3rd most strikeouts (1,149). Offensively, the Red Sox led the majors with 689 BB and tied Detroit for the ML lead in doubles (352). The team had 3 of the top 10 AL batting leaders for 2007: **Ortiz** (.333, 5th), **Lowell** (.326, 7th), and Rookie of the Year **Dustin Pedroia** (.317,



Jonathan Papelbon closed out the '07 World Series.

The History of the Red Sox, Continued



Dustin Pedroia earned AL MVP honors in 2008.

10th). They set a club record and tied the ML record with 4 consecutive HR in 1 inning on April 22 vs. the Yankees at Fenway Park as **Ramirez, J.D. Drew, Lowell,** and **Varitek** did it with 2 outs in the 3rd inning. The Red Sox were successful on an AL best 80% (96-120) of their SB attempts, the best in club history. The team also finished 2nd in the AL with a .986 fielding pct. led by the outstanding play of 1B **Youkilis**. The 2007 Gold Glove winner handled a Red Sox record 1,586 straight errorless chances at 1st base (1,079 chances in 2007). **Clay Buchholz** became just the 3rd player in ML history to throw a no-hitter in his 1st or 2nd ML start on Sept. 1, 2007 (his second try). The **2008** Red Sox began their World Series title defense on March 25, 2008 in Tokyo, Japan vs. the Oakland A's. The club finished with a 95-67 regular season record (.586) to clinch their 6th AL Wild Card berth. After defeating the Los Angeles Angels 3 games to 1 in the 2008 ALDS, Boston lost the ALCS to

Tampa in 7 games. The offense finished 3rd in the ML with a .280 batting average and led the ML in walks for the 2nd consecutive year (646, .358 OBP). The Red Sox were sparked by the stellar play of AL MVP **Pedroia** who led the team in avg., games, at-bats, runs, hits and doubles. His 54 doubles led the AL, he tied for the league lead with 213 hits and ranked among the top 5 with a .326 avg. (2nd), 653 AB (3rd), 9 SF (T3rd), 140 singles (T3rd) and 322 TB (4th). **Youkilis** had a ML record 238 consecutive errorless games (2,002 TC) streak, which ended on June 7, and also led the team in HR, RBI, slug, and OBP. **Youkilis** finished 3rd in the AL MVP voting. The team sent 7 players to the 2008 All-Star Game: **Ramirez, Ortiz, Youkilis** and **Pedroia** were elected starters; **Varitek, Papelbon,** and All-Star Game MVP **Drew** were reserves. A 3-team deadline trade sent **Ramirez** to the LA Dodgers and brought OF **Jason Bay** from Pittsburgh. **Bay** was instrumental in the late-season playoff push as he hit .293 (54-184) with 54 RBI and 9 HR over 49 games. 3 Red Sox had 20 SB: league leader **Jacoby Ellsbury** (50), **Coco Crisp** (20) and **Pedroia** (20). The club was 4th in the AL with a 4.01 team ERA and led the ML with 16 SHO. The pitching staff was 1st in the AL with 1,185 strikeouts, 2nd most in team history (1,259 in 2001). **Matsuzaka** led all starters with an 18-3 record and 2.90 ERA. **Papelbon** continued as a premier closer with 41 saves. **Jon Lester** threw the 18th no-hitter in Red Sox history vs. KC on May 19 at Fenway Park. For the 9th consecutive year, the Red Sox established a new club record for home attendance totalling 3,048,248 fans in 81 games, a new MLB mark. The **2009** Red Sox finished 2nd in the AL East at 95-67 (.586), their 12th straight winning record. Boston won its 7th AL Wild Card, 4 more than any other team. It was the 20th playoff appearance in the team's 109-year history. The Red Sox were swept 3-0 by the Angels. The Sox finished 4th in the AL with a .270 team batting avg. and were 2nd with a .454 slugging pct. and a .352 OBP. The staff was 2nd overall in the AL with 1,230 strikeouts. The team's .986 fielding pct. was 3rd-best. The Red Sox had 126 SB, the club's highest total since the 1916 Red Sox stole 129. The team had 6 All-Stars (**Bay, Beckett, Papelbon, Pedroia, Wakefield** and **Youkilis**). They acquired C/1B **Victor Martinez** from the Cleveland Indians for RHP **Justin Masterson**, LHP **Nick Hagadone** and RHP **Bryan Price** at the trade deadline, July 31. **Martinez** logged a 25-game hit streak from Aug. 28-Sept. 26 (.340 34-for-100). **Beckett** and **Lester** combined as the only pair of AL teammates with 15 wins, 200 innings and a sub-4.00 ERA. **Ellsbury** led the ML with a club-record 70 steals. **Ortiz** finished the year with 274 career HR as a DH surpassing Frank Thomas (269) for the all-time lead. **Papelbon's** 155 career saves passed Bob Stanley's club-record 132 saves. **Wakefield** also topped the Red Sox career starts list with 388 over Roger Clemens (382). For the 10th straight year, the Red Sox set a new club record for home attendance, an accomplishment unprecedented in MLB.

2010-13

The **2010** Red Sox finished 3rd in the AL East at 89-73 (.549), their 13th consecutive winning season. The Sox offense ranked among MLB's best in several categories: 1st in TB (2546), 2B (358) and OPS (.790), 2nd in runs scored (818), HR (211) and slugging pct. (.451) and T-3rd in OBP (.339). Red Sox pitchers led the AL with 1,207 strikeouts. **Buchholz** and **Lester** anchored the staff as the only pair of teammates in baseball to win 17 or more games and compile ERAs below 4.00. They each won AL Pitcher of the Month honors in 2010 (May and August, respectively), becoming the 6th pair of Sox teammates to win the award in the same season. **Ortiz** captured AL Player of the Month honors in May (.363, 10 HR), making **Lester** and **Ortiz** the 3rd pair of Sox teammates to win the awards in the same month. **Ortiz** led the Sox with 32 HR and tied for the team RBI lead with **Adrian Beltre** (102 each). 6 Red Sox made the AL All-Star team (**Beltre, Buchholz, Lester, Martinez, Ortiz,** and **Pedroia**). **Wakefield** recorded his 2,000th career strikeout on May 12 vs. Toronto, then became the club's all-time innings pitched leader during his June 8 start at Cleveland. On Aug. 3 vs. the Indians, **Lowell** made his 1st

The History of the Red Sox, Continued

plate app. at Fenway Park in over a month and hit a HR into the Green Monster seats. At the end of the season, **Lowell** announced his retirement before the team's Oct. 2 game vs. New York. Several newcomers contributed: rookie **Daniel Nava** hit a grand slam on June 12 vs. Philadelphia on the 1st pitch he saw in the ML, becoming the 3rd player since 1900 to hit a GS in his 1st ML plate app. On April 20 vs. Texas, **Darnell McDonald** hit an 8th-inning, PH HR in his 1st Red Sox at-bat, then drove a walk-off, GW hit off the Green Monster one inning later. Despite missing **Beckett**, **Buchholz**, **Mike Cameron**, **Ellsbury**, **Martinez**, **Pedroia**, **Varitek** and **Youkilis** for extended stretches, the Sox remained in the race battling in the only division in baseball with four 85-plus win teams. On July 18, Fenway Park celebrated its 600th consecutive sellout, the longest streak in MLB history and the 2nd-longest in U.S. pro sports history, trailing only the Portland Trailblazers (744 consecutive sellouts, 1977-95). The Red Sox finished **2011** at 90-72 (.556), the 14th straight year with a winning record and 2nd-longest string of consecutive winning seasons in club history behind a 16-year run from 1967-82. They dropped the first 6 road games, the club's longest season-opening drought since a franchise-high 0-8 start in 1945, before notching their first win in the club's 100th home opener on April 8 vs. the Yankees. The Sox went on to post a ML-leading 81-42 (.659) record from April 16-Aug. 31, the most wins in any stretch of 123 games by a Red Sox team since May 21-Sept. 26, 1949. That span included a 42-18 (.700) mark from April 16-June 20 and a season-high 9-game win streak from June 3-12. Boston led the ML at 20-6 (.769) in July, the team's best-ever July win pct. and their best in any month since April 1952 (10-2, .833). The club began September with the AL's best record at 83-52 (.615) but went 7-20 (.259) the rest of the way. A loss in the final regular season game, Boston's 1st all season when entering the 9th inning with a lead, ensured that they would not reach the playoffs. Their 9-game lead for a playoff spot was the largest ever relinquished in ML history entering September. The Sox led the ML in runs (875), hits (1,600), 2B (352), XBH (590), RBI (842), TB (2,631), OBP (.349), slugg. pct. (.461) and OPS (.810). They led the ML with 25, 10+ run games, including 12 or more runs a ML-leading 16 times. **Adrian Gonzalez** (213) and **Ellsbury** (212) were 2 of the 5 Major Leaguers with at least 200 hits. The Sox featured 4 of the top 7 hitters in the AL in batting avg.: **Gonzalez** (.338, 2nd), **Ellsbury** (.321, 5th), **Ortiz** (.309, 6th) and **Pedroia** (.307, 7th). Sox pitchers were 3rd in the AL with a .247 opp. avg. and 1,213 strikeouts. On Aug. 16 vs. Tampa Bay, the club turned its 2nd triple play since 1980 and the 1st since SS John Valentin's unassisted triple play on July 8, 1994 vs. Seattle. **Ellsbury** did not commit an error and led with 394 TC, the most errorless chances ever in a season by a Red Sox outfielder. With 32 home runs and 39 stolen bases, **Ellsbury** became the 1st-ever Red Sox to record 30 HR and 30 SB in a season. He and **Pedroia** with 21 HR/26 SB were the 6th and 7th Red Sox (7th and 8th times) to collect 20 HR and 20 SB in a season and the 1st Red Sox teammates ever to do it in the same year. **Ellsbury** led the majors with 364 total bases, the 1st Red Sox to lead the ML in total bases since Tony Armas in 1984 (339). He also led the ML with 83 XBH. **Ellsbury**, **Gonzalez** and **Pedroia** each won a Gold Glove, the 1st time 3 Red Sox have won the award in one season. With 29 HR, **Ortiz** passed Jim Rice (7 times) for 2nd most 25-HR years for the Red Sox, behind only Ted Williams (14). **Ortiz** was the 2011 recipient of the prestigious Roberto Clemente Award for positive contributions on and off the field. The Sox went 12-6 vs. the Yankees, the most wins vs. NYY in a season since 1973 (14-4) and the most by any team since Oakland in 1990 (12-0). The Sox had 6 players selected to play for the AL in the 2011 MLB All-Star Game: **Ortiz**, **Youkilis**, **Ellsbury**, **Gonzalez**, **Beckett** and **Lester**. **Tim Wakefield** earned his 200th career ML win on Sept. 13 vs. Toronto and in his next app., Sept. 18 vs. Tampa Bay, became the 1st Red Sox ever to record 3,000 innings pitched with the club. The Sox sold out all 81 home games in 2011 with a home attendance of 3,054,001. The club ran their ML record streak to 712 consecutive games dating back to May 15, 2003. The Red Sox finished **2012** with a 69-93 .426 record, their lowest winning pct. since 1965. Mgr. **Bobby Valentine** was let go when the season ended and former pitching coach **John Farrell** (2007-10) was named the team's 46th mgr. on Oct. 22. The club had not lost 90 games in a season since 1966 (the longest streak in the ML). It also ended 14 straight winning seasons, the second longest such streak in club history to a 16-year run, 1967-82. Starting Aug. 28, the



The Red Sox celebrated the 100th anniversary of Fenway Park in 2012.

Sox went 7-26 including a season-ending 8-game losing streak, the worst since the club lost 9 straight to end 1951. It was the first 5th-place (last) finish in the AL East since the current format began in 1994. The Red Sox were 43-43 at the All-Star break and did not go over .500 again after falling to 53-53 on Aug. 2. A major contributor to the club's record was that 27 different players went on the DL for 34 separate stints, both of which were the most by a Sox team since at least

The History of the Red Sox, Continued

1971 (the most by any team since at least 1987). Injuries were a key for 26 pitchers being used (2 shy of club record in 2006) and 56 players appeared in a game (a new club mark). On Aug. 25, the Red Sox made a 9-player trade with the Dodgers (3rd time Sox were involved in a 9-player move, 2nd only to a 10-player trade with Milwaukee in 1971). The Sox did lead the ML with 339 doubles (3rd straight year) and ranked 2nd in the AL with 15 games scoring 10 or more runs (12 in the first half). Conversely they scored 3 or less runs 79 times, their 2nd most such games since 1969 (88 in 1992), including 23 times in the last 32 games. **Dustin Pedroia** became the youngest Red Sox player to reach 1,000 hits and 100 stolen bases since Hall of Fame RF Harry Hooper did so in 1916. **David Ortiz** (voted DH starter; only Red Sox on All-Star team) went on DL July 18 due to right Achilles strain and played in only one more game the rest of the season. Rookie 3B **Will Middlebrooks** made his ML debut on May 2 and hit .288 with 15 HR and 54 RBI in 75 games before suffering a season-ending right wrist fracture on Aug. 10. LHP **Felix Doubront**, 24, averaged 9.34 K/9 IP (167 K, 161 IP), best ever for a Sox pitcher under 25 with 140 IP. LHP **Jon Lester** reached 1,060 career strikeouts to surpass Bruce Hurst (1,043) for most ever by a Sox lefty. **Jarrod Saltalamacchia's** 25 HR were 2nd for AL catchers, the first catcher to lead the Red Sox since Carlton Fisk (26) in 1973. The Red Sox drew 3,043,003 fans, the 5th time they reached 3 million. They stretched their ML record sold-out streak to 793 consecutive home games dating back to May 15, 2003. The club was also 2nd on the road in the AL behind the NYY, drawing 2,514,090 fans. It was the 100th Anniversary of Fenway Park and the year was filled with events, tributes and memorable moments. A free open house took place on Apr. 19 with 54,000 fans visiting the ballpark. The next day, Apr. 20, 212 alumni took part in pregame ceremonies prior to a game vs. the Yankees, exactly 100 years from Fenway's opening game, also vs. New York. On Sept. 26, the last day of the home season, the All-Fenway Team (as selected by fans via on-line vote, with input from historians and consultants) was introduced to the crowd. Mr. Red Sox, **Johnny Pesky**, who spent 61 years with the club as a SS, mgr., coach, broadcaster, special assistant and ambassador, passed away on Aug. 13 at age 93. The **2013** Red Sox had a story-book year going from last place to first place in the East, winning the AL pennant and capturing their 3rd World Series title in 10 years, 8th overall. The all-time MLB home sellout streak ended on April 10, the 2nd game of the season. The streak began on May 15, 2003 and reached 794 games plus 26 more in postseason play. New manager **John Farrell** became the 7th to lead the Red Sox into the postseason in his first year and the 4th to win the World Series. At 97-65 (.599), they tied St. Louis for the best record in MLB. It was the 7th time the Red Sox won 97 or more games and only the 2nd time since 1978. They were an AL-best 53-29 (.654) at home. They were in first place an AL-high 158 days after failing to spend one day in first in 2012. For only the 2nd time in 113 years (1903), the Red Sox did not have more than a 3-game losing streak. An 18-8 April was followed by a 15-15 mark in May and then an over-.500 record every month. It all culminated in October with a 3-to-1 game margin over Tampa Bay and four games to two decisions over Detroit for the AL pennant and St. Louis in the World Series. It was the first time the Red Sox clinched a World Series title at home since 1918. Closer **Koji Uehara** was the ALCS MVP and **David Ortiz** won the World Series MVP. Ortiz went 11-for-16 (.688) with 2 home runs and 8 walks. **Uehara** was 1-0, 0.00 ERA, 3 saves in 5 games vs. the Tigers. Overall in the postseason, he was 1-1 in 13 games with 7 saves, 16 strikeouts and no walks in 13.1 IP. **John Lackey** became the 1st pitcher ever to start and win the clinching game of a World Series for two different teams. **Ortiz** (starting DH), **Dustin Pedroia** and **Clay Buchholz** were on the AL All-Star team that defeated the NL, 3-0, in July. Rawlings Gold Glove honors for defensive excellence went to 2B **Pedroia** and RF **Shane Victorino**, and **Pedroia** was named the AL's Wilson Defensive Player of the Year. **Ortiz** won his 6th AL Silver Slugger Award. The Red Sox led the majors in batting average, runs, OBP, SLG, OPS, doubles, XBH, TB, and BB as well as grand slams. Seven PH HR led the AL and tied the club record (1953) with **Jonny Gomes'** 4 tying for the ML high. The club had 11 walk-off wins, 2nd in the AL and their most since 1961. Sox pitchers had a 3.79 ERA, 6th in the AL, their best since 2002. Sox staff set new club marks with 1,294 strikeouts and 47 double-figure such games. **Uehara** set a team record with 37 consecutive batters retired, 8/17-9/13. **Uehara**, who didn't become the official closer until the end of June, was 4-1, 1.09 overall with 21 saves in 73 games, 101 K, 9 BB. **Pedroia** set all-time club marks with 159 starts and 160 games at 2B. His 69 straight errorless games to start the season were the most ever by a Sox 2B. CF **Jacoby Ellsbury** led MLB with 52 SB in 56 tries (92.9%). He set a club record with 5 SB on May 30 at PHI. He also hit 3 leadoff home runs for a new team career record of 12. **Jon Lester** reached 15 wins for the 5th time (15-8) and also went over 200 IP (213.1) for the 5th time. He set a team career record for LHP of 1,237 strikeouts.



The 2013 Red Sox clinched the World Series at home for the 1st time since 1918.



Ownership History

- 1901-02** Charles W. Somers of Ohio was one of the founders and financiers of the new American League who also owned the Cleveland team and made his fortune in the lumber and coal business.
- 1903-04** Henry J. Killilea was a Milwaukee lawyer and expert on baseball law who played an important role in the negotiations that ended the National League-American League war in early 1903.
- 1904-11** John I. Taylor was an avid sportsman and son of the owner, publisher and editor of *The Boston Globe*. He changed the team's nickname to "Red Sox" in 1907 and oversaw the land acquisition and construction of Fenway Park, which opened in 1912.
- 1912-13** James R. McAleer was a National League outfielder during the 1890s who came out of retirement to help form the new American League's St. Louis franchise in 1901 as a player-manager. In December 1911, he bought 50 percent of the Red Sox from Taylor and was named club president.
- 1914-16** Joseph J. Lannin was a Canadian-born hotel and real estate tycoon in New York and Boston. He was a zealous baseball fan with a minority share in the National League Boston Braves before he purchased McAleer's 50 percent controlling interest in the Red Sox in early 1914.
- 1917-23** Harry H. Frazee was a long-time flamboyant baseball fan who was born in Peoria, IL and became successful in real estate management, stock brokerage and as a Broadway theatrical producer. He purchased the Red Sox in late 1916 from Lannin in a deal that included Fenway Park.
- 1923-33** J.A. Robert Quinn was a career baseball executive who was business manager of the St. Louis Browns prior to putting together a syndicate that purchased the Red Sox from Frazee on August 1, 1923. He was appointed team president and presiding owner.
- 1933** Thomas A. Yawkey was a New York entrepreneur who bought the team on February 25, 4 days after his 30th birthday, and placed the club in a Trust.
- 7/9/1976** Tom Yawkey died leaving his widow, Jean, as the primary beneficiary.
- 1978** The Yawkey Estate sold the team to a partnership including Jean R. Yawkey, Edward G. (Buddy) LeRoux, Jr. and Haywood C. Sullivan. The sale was approved by the American League on May 23.
- 1981** Jean R. Yawkey moved to Boston, established the Jean R. Yawkey Trust, and transferred team ownership interests to it. She appointed John L. Harrington as co-Trustee.
- 1987** The Jean R. Yawkey Trust bought out Edward G. (Buddy) LeRoux, Jr., giving it 2 out of 3 General Partner votes.
- 1992** Jean R. Yawkey died in February and the Jean R. Yawkey Trust continued with John Harrington as Trustee with sole authority over Red Sox matters.
- 1993** The Jean R. Yawkey Trust bought out Haywood C. Sullivan's 1 General Partnership unit, giving it all 3 General Partnership units of the Red Sox, along with the three Red Sox limited partnership units previously acquired (53.49 %).
- 2002** The Jean R. Yawkey Trust sold the club to a group led by John W. Henry, Tom Werner and Larry Lucchino on December 20, 2001. The sale was approved by Major League Baseball on January 16 and closed on February 27.

2013 WORLD'S CHAMP

Managerial History

	*G	W	L	T	PCT.	YEARS
Baker, Del	7	2	5		.286	1960
Barrow, Ed	418	213	203	2	.512	1918-20
Barry, Jack	157	90	62	5	.592	1917
Boudreau, Lou	463	229	232	2	.497	1952-54
Carrigan, Bill	1003	489	500	14	.494	1913 -16; '27-29
Chance, Frank	154	61	91	2	.401	1923
Collins, Jimmy	842	455	376	11	.548	1901-06
Collins, J. "Shano"	208	73	134	1	.353	1931-32
Cronin, Joe	2007	1071	916	20	.539	1935-47
Donovan, Patsy	311	159	147	5	.520	1910-11
Duffy, Hugh	308	136	172		.442	1921-22
Farrell, John	162	97	65		.599	2013
Fohl, Lee	463	160	299	3	.349	1924-26
Francona, Terry	1296	744	552		.574	2004-11
Harris, Bucky	153	76	76	1	.500	1934
Herman, Billy	310	128	182		.413	1964-66
Higgins, Mike	1119	560	556	3	.502	1955-59; '60-62
Hobson, Butch	439	207	232		.472	1992-94
Houk, Ralph	594	312	282		.525	1981-84
Huff, George	8	2	6		.250	1907
Johnson, Darrell	408	220	188		.539	1974-76
Jurges, Billy	122	59	63		.484	1959-60
Kasko, Eddie	640	345	295		.539	1970-73
Kennedy, Kevin	306	171	135		.559	1995-96
Kerrigan, Joe	43	17	26		.395	2001
Lake, Fred	192	110	80	2	.579	1908-09
Little, Grady	324	188	136		.580	2002-03
McCarthy, Joe	369	223	145	1	.606	1948-50
McGuire, Deacon	227	98	123	6	.443	1907-08
McManus, Marty	248	95	153		.383	1932-33
McNamara, John	571	297	273	1	.521	1985-88
Morgan, Joe	563	301	262		.535	1988-91
O'Neill, Steve	249	150	99		.602	1950-51
Pesky, Johnny	326	147	179		.451	1963-64; '80
Popowski, Eddie	10	6	4		.600	1969, '73
Runnels, Pete	16	8	8		.500	1966
Stahl, C. "Chick"	40	14	26		.350	1906
Stahl, Jake	235	144	88	3	.621	1912-13
Unglaub, Bob	29	9	20		.310	1907
Valentine, Bobby	162	69	93		.426	2012
Wagner, C. "Heinie"	154	52	102		.338	1930
Williams, Dick	477	260	217		.545	1967-69
Williams, Jimmy	766	414	352		.540	1997-01
York, Rudy	1	0	1		.000	1959
Young, Cy	6	3	3		.500	1907
Zimmer, Don	715	411	304		.575	1976-80
TOTALS	17,621	9,075	8,463	82	.517	1901-2013

NOTE: The W-L-T columns total 1 game less than the 17,459 game total reflected above as a result of a protested game and a major league ruling. On 7/28/1924 the Red Sox played a 10-inning game vs. STL, a supposed 10-5 win. St. Louis protested the game and AL President Ban Johnson ordered the game replayed on 9/13 as the 2nd game of a doubleheader. The game of 7/28 was discounted and Red Sox Manager Lee Fohl and the STL manager were credited with a no decision. The Red Sox won the replay of the protested game 13-11.

Beginning with the 1920 season, the major league rule states: "If a protested game of at least 5 innings duration was ordered replayed in its entirety, then no win or loss is credited, but both managers are credited with a no-decision game."

All-Time Roster

1,695 players have appeared in at least 1 game for the Red Sox since the team joined the American League in 1901.
(Bold-faced = living through 2/1/2014)

A

Aardsma, David, rhp - 2008
Aase, Don, rhp - 1977
Abad, Andy, of-1b - 2003
Aceves, Alfredo, rhp - 2011-13
 Adair, Jerry, inf - 1967-68
 Adams, Bob, rhp - 1925
Adams, Terry, rhp - 2004
 Adkins, Doc, rhp - 1902
Agbayani, Benny, of - 2002
 Agganis, Harry, 1b - 1954-55
 Agnew, Sam, c - 1916-18
Aguilera, Rick, rhp - 1995
Albers, Matt, rhp - 2011-12
Alcantara, Israel, of - 2000-01
 Alexander, Dale, 1b - 1932-33
Alexander, Manny, inf - 2000
Alicea, Luis, 2b - 1995
Allenson, Gary, c - 1979-84
 Almada, Mel, of - 1933-37
Almonte, Hector, rhp - 2003
 Altrock, Nick, lhp - 1902-03
 Alvarado, Luis, inf - 1968-70
Alvarez, Abe, lhp - 2004-06
Andersen, Larry, rhp - 1990
Anderson, Brady, of - 1988
Anderson, Brian, of - 2009
 Anderson, Fred, rhp - 1909, '13
Anderson, Jimmy, lhp - 2004
Anderson, Lars, 1b - 2010-12
 Andres, Ernie, 3b - 1946
Andrew, Kim, 2b - 1975
 Andrews, Ivy, rhp - 1932-33
Andrews, Mike, 2b - 1966-70
Andrews, Shane, inf - 2002
Aparicio, Luis, ss - 1971-73
Aponte, Luis, rhp - 1980-83
 Arellanes, Frank, rhp - 1908-10
Armas, Tony, cf - 1983-86
 Armbruster, Charley, c - 1905-07
Arrojo, Rolando, rhp - 2000-02
Arroyo, Bronson, rhp - 2003-05
 Asbjornson, Asby, c - 1928-29
Ashley, Billy, lf - 1998
Aspromonte, Ken, 2b - 1957-58
Astacio, Pedro, rhp - 2004
Atchison, Scott, rhp - 2010-12
 Atkins, Jim, rhp - 1950, '52
 Auker, Elden, rhp - 1939
 Aulds, Doyle, c - 1947
Avery, Steve, lhp - 1997-98
 Avila, Bobby, 2b - 1959
Aviles, Mike, inf - 2011-12
Aviles, Ramon, inf - 1977
Azzue, Joe, c - 1969

B

Bader, Loren, rhp - 1917-18
Baerga, Carlos, 2b-3b - 2002
 Bagby, Jr., Jim, rhp - 1938-40, '46
Bailey, Andrew, rhp - 2012-13
Bailey, Bob, inf-of - 1977-78
Bailey, Cory, rhp - 1993-94
 Bailey, Gene, of - 1920
Bailey, Jeff, 1b-of - 2008-09
 Baker, Al, rhp - 1938
 Baker, Floyd, inf - 1953-54
Baker, Jack, 1b - 1976-77
 Baker, Tracy, 1b - 1911
Baldelli, Rocco, of - 2009

Ball, Neal, inf - 1912-13
Bankhead, Scott, rhp - 1993-94
Banks, Willie, rhp - 2001-02
 Barbare, Walter, 3b - 1918
 Barberich, Frank, rhp - 1910
Bard, Daniel, rhp - 2009-13
Bard, Josh, c - 2006
Bark, Brian, lhp - 1995
Barkley, Brian, lhp - 1998
 Bama, Babe, of - 1943
Barr, Steve, lhp - 1974-75
 Barrett, Bill, of - 1929-30
 Barrett, Bob, 3b - 1929
 Barrett, Frank, rhp - 1944-45
 Barrett, Jimmy, lf - 1907-08
Barrett, Marty, 2b - 1982-90
Barrett, Tommy, 2b - 1992
 Barry, Ed, lhp - 1905-07
 Barry, Jack, ss-2b - 1915-17, '19
Bates, Aaron, inf - 2009
 Batts, Matt, c - 1947-51
Baumann, Frank, lhp - 1955-59
Bay, Jason, lf - 2008-09
Baylor, Don, dh-of - 1986-87
 Bayne, Bill, lhp - 1929-30
Beato Pedro, rhp - 2012-13
 Beck, Rod, rhp - 1999-01
Beckett, Josh, rhp - 2006-12
Bedard, Erik, lhp - 2011
 Bedient, Hugh, rhp - 1912-14
Belinda, Stan, rhp - 1995-96
Bel, Gary, rhp - 1967-68
Bell, Juan, 3b - 1995
Bellhorn, Mark, 2b - 2004-05
Beltre, Adrian, 3b - 2010
Beltre, Esteban, inf - 1996
Beniquez, Juan, ss-lf - 1971-72, '74-75
Benjamin, Mike, inf - 1997-98
 Bennett, Dennis, lhp - 1965-67
 Bennett, Frank, rhp - 1927-28
 Benton, Al, rhp - 1952
Benzing, Todd, of-1b - 1987-88
 Berberet, Lou, c - 1958
 Berg, Moe, c - 1935-39
 Berger, Boze, inf - 1939
 Berry, Charley, c - 1928-32
Berry, Quintin, of - 2013
Berry, Sean, 3b - 2000
Berryhill, Damon, c - 1994
 Bevan, Hal, 3b - 1952
 Beville, Ben, rhp - 1901
Bichette, Dante, dh-of - 2000-01
 Bigelow, Elliott, of - 1929
Billingham, Jack, rhp - 1980
Bird, Doug, rhp - 1983
 Bischoff, John, c - 1925-26
 Bishop, Max, inf - 1934-35
 Black, Dave, lhp - 1923
Blackwell, Tim, c - 1974-75
 Bletcher, Clarence, rhp - 1923
Blosser, Greg, of - 1993-94
 Blumh, Red, ph - 1918
Boddicker, Mike, rhp - 1988-90
 Boerner, Larry, rhp - 1932
Bogaerts, Xander, 3b - 2013
Boggs, Wade, 3b - 1982-92
Bolin, Bob, rhp - 1970-73
 Bolling, Milt, inf - 1952-57
Bolton, Tom, lhp - 1987-92
Bonser, Boof, rhp - 2010

Boone, Ike, rf - 1923-25
 Boone, Ray, 1b - 1960
Borland, Toby, rhp - 1997
 Borland, Tom, lhp - 1960-61
 Boudreau, Lou, ss - 1951-52
Bowden, Michael, rhp - 2008-12
Bowen, Sam, of - 1977-78, '80
 Bowers, Stew, rhp - 1935-37
 Bowman, Joe, rhp - 1944-45
Bowsfield, Ted, lhp - 1958-60
Boyd, Dennis, rhp - 1982-89
Bradford, Chad, rhp - 2005
 Bradley, Herb, rhp - 1927-29
 Bradley, Hugh, 1b - 1910-12
Bradley, Jr., Jackie, of - 2013
 Brady, Cliff, 2b - 1920
 Brady, King, rhp - 1908
Bragg, Darren, of - 1996-98
Brandenburg, Mark, rhp - 1996-97
Brandon, Darrell, rhp - 1966-68
 Bratchi, Fred, of - 1926-27
Breslow, Craig, lhp - 2006, '12-13
Bressoud, Ed, ss - 1962-65
 Brett, Ken, lhp - 1967, 1969-71
Brewer, Tom, rhp - 1954-61
 Brickner, Ralph, rhp - 1952
 Brillheart, Jim, lhp - 1931
Britton, Drake, lhp - 2013
Brodowski, Dick, rhp - 1952, '55
Brogna, Rico, 1b - 2000
Brohamer, Jack, inf - 1978-80
Brown, Adrian, of - 2003
Brown, Dusty, c - 2009-10
Brown, Hal, rhp - 1953-55
Brown, Jamie, rhp - 2004
Brown, Kevin, c - 2002
 Brown, Lloyd, lhp - 1933
 Brown, Mace, rhp - 1942-43, '46
Brown, Mike, rhp - 1982-86
Brumley, Mike, inf - 1991-92
Brunansky, Tom, rf - 1990-92, '94
 Bucher, Jim, inf - 1944-45
Buchholz, Clay, rhp - 2007-13
Buckner, Bill, 1b - 1984-87, '90
 Buddin, Don, ss - 1956, '58-61
Buford, Damon, of - 1998-99
Bullinger, Kirk, rhp - 1999
 Burchell, Fred, lhp - 1907-09
Burda, Bob, 1b - 1972
Burgmeier, Tom, lhp - 1978-82
 Burkett, Jesse, lhp - 1905
Burkett, John, rhp - 2002-03
Burkhart, Morgan, dh-1b - 2000-01
Burks, Ellis, cf - 1987-92, '04
Burleson, Rick, ss - 1974-80
 Burns, George, 1b - 1922-23
Burns, Mike, rhp - 2006
 Burton, Jim, lhp - 1975, '77
 Busby, Jim, of - 1959-60
 Bush, Joe, rhp - 1918-21
 Bushelman, Jack, rhp - 1911-12
 Bushey, Frank, rhp - 1927, '30
 Butland, Bill, rhp - 1940, '42, '46-47
 Byerly, Bud, rhp - 1958
Byrd, Jim, inf - 1993
Byrd, Marlon, of - 2012
Byrd, Paul, rhp - 2008-09

All-Time Roster, Continued

C

Cabrera, Fernando, rhp - 2009-10
Cabrera, Orlando, ss - 2004
 Cady, Hick, c - 1912-17
 Calderon, Ivan, of - 1993
 Caldwell, Earl, rhp - 1948
 Caldwell, Ray, rhp - 1919
 Camilli, Dolf, 1b - 1945
Cameron, Mike, of - 2010-11
Campbell, Bill, rhp - 1977-81
 Campbell, Paul, 1b - 1941-42, '46
Canseco, Jose, dh-of - 1995-96
Carbo, Bernie, of - 1974-78
 Carey, Tom, inf - 1939-42, '46
 Carlisle, Walter, of - 1908
 Carlstrom, Swede, ss - 1911
 Carlyle, Cleo, of - 1927
 Carlyle, Roy, of - 1925-26
Carp, Mike, 1b-of - 2013
Carpenter, Chris, rhp - 2012
Carrasco, Hector, rhp - 2000
 Carrigan, Bill, c - 1906, '08-16
 Carroll, Ed, rhp - 1929
Carter, Chris, of - 2008-09
Casale, Jerry, rhp - 1958-60
 Cascarella, Joe, rhp - 1935-36
Casey, Sean, 1b-dh - 2008
 Cash, Kevin, c - 2007-10
Cassidy, Scott, rhp - 2005
 Castillo, Carlos, rhp - 2001
 Castillo, Frank, rhp - 2001-02, '04
Cater, Danny, 1b-of - 1972-74
 Cecil, Rex, rhp - 1944-45
Cepeda, Orlando, dh - 1973
Cerone, Rick, c - 1988-89
 Chadbourne, Chet, inf-of - 1906-07
 Chakales, Bob, rhp - 1957
Chamberlain, Wes, rf - 1994-95
 Chaney, Esty, rhp - 1913
 Chaplin, Ed, c - 1920-22
 Chapman, Ben, of - 1937-38
Charton, Pete, rhp - 1964
 Chase, Ken, 1hp - 1942-43
 Chech, Charley, rhp - 1909
Checo, Robinson, rhp - 1997-98
Chen, Bruce, 1hp - 2003
 Chesbro, Jack, rhp - 1909
Chittum, Nels, rhp - 1959-60
Cho, Jin Ho, rhp - 1998-99
Christopher, Joe, of - 1966
 Christopher, Lloyd, of - 1945
 Cicero, Joe, of - 1929-30
 Cicotte, Ed, rhp - 1908-12
Ciriaco, Pedro, inf - 2012-13
Cisco, Galen, rhp - 1961-62, '67
 Cissell, Bill, 2b - 1934
 Clark, Danny, 3b - 1924
Clark, Jack, 1b-dh - 1991-92
 Clark, Otey, rhp - 1945
Clark, Phil, of - 1996
Clark, Tony, 1b - 2002
Clayton, Royce, inf - 2007
Clear, Mark, rhp - 1981-85
Clemens, Roger, rhp - 1984-96
Clement, Matt, rhp - 2005-06
 Clemons, Lance, 1hp - 1974
Cleveland, Reggie, rhp - 1974-78
Clevenger, Tex, rhp - 1954
 Clinton, Lu, rf - 1960-64
 Clowers, Bill, 1hp - 1926
 Cochran, George, 3b - 1918
Coello, Robert, rhp - 2010
 Coffey, Jack, 3b - 1918
Cole, Jr., Alex, of - 1996

Coleman, Dave, of - 1977
Coleman, Michael, of - 1997, '99
Collier, Lou, inf-of - 2003
 Collins, Jimmy, 3b - 1901-07
 Collins, Ray, 1hp - 1909-15
 Collins, Rip, rhp - 1922
 Collins, Shano, of - 1921-25
Colon, Bartolo, rhp - 2008
 Combs, Merrill, 3b - 1947, 1949-50
 Comstock, Ralph, rhp - 1915
Cone, David, rhp - 2001
 Congalton, Bunk, rf - 1907
Conigliaro, Billy, of - 1969-71
 Conigliaro, Tony, rf - 1964-67, '69-70, '75
Conley, Gene, rhp - 1961-63
 Connolly, Bud, inf - 1925
 Connolly, Sr., Ed, c - 1929-32
 Connolly, Jr., Ed, 1hp - 1964
 Connolly, Joe, of - 1924
 Conroy, Bill, c - 1942-44
 Consolo, Billy, inf - 1953-59
Cook, Aaron, rhp - 2012
 Cooke, Dusty, of - 1933-36
 Cooney, Jimmy, 2b - 1917
Cooper, Cecil, 1b - 1971-76
 Cooper, Guy, rhp - 1914-15
Cooper, Scott, 3b - 1990-94
Cora, Alex, inf - 2005-08
Cordero, Wilfredo, of - 1996-97
Corey, Bryan, rhp - 2006-08
Cormier, Rheel, 1hp - 1995, '99-00
Correll, Vic, c - 1972
Corsi, Jim, rhp - 1997-99
Coughtry, Marlan, 2b - 1960
 Counce, Fritz, 1hp - 1914
Cox, Ted, dh - 1977
 Cramer, Doc, of - 1936-40
 Cravath, Gavvy, of - 1908
Crawford, Carl, lf - 2011-12
Crawford, Paxton, rhp - 2000-01
Crawford, Steve, rhp - 1980-82, '84-87
 Creeden, Pat, 2b - 1931
 Cremins, Bob, 1hp - 1927
Crespo, Cesar, inf-of - 2004
 Criger, Lou, c - 1901-08
Crisp, Coco, cf - 2006-08
 Cronin, Joe, ss - 1935-45
Crouch, Zach, 1hp - 1988
Croushore, Rick, rhp - 2000
Cruz, Jr., Jose, of - 2005
 Culberson, Leon, of - 1943-47
Culp, Ray, rhp - 1968-73
Cummings, Midre, of - 1998, '00
 Cuppy, Nig, rhp - 1901
Curry, Steve, rhp - 1988
Curtis, John, 1hp - 1970-73
Cuyler, Milt, of - 1996

D

Dahlgren, Babe, 1b - 1935-36
Daley, Pete, c - 1955-59
 Dallessandro, Dom, of - 1937
Damon, Johnny, cf - 2002-05
 Danzig, Babe, 1b - 1909
Darwin, Bobby, rhp - 1976-77
Darwin, Danny, rhp - 1991-94
Daubach, Brian, 1b-dh - 1999-02, '04
 Daughters, Bob, pr - 1937
Dawson, Andre, of-dh - 1993-94
 Deal, Cot, rhp - 1947-48
Deer, Rob, rf - 1993
 Deininger, Pep, 1hp - 1902
De Jesus, Ivan, inf - 2012
De La Rosa, Rubby, rhp - 2013

De La Torre, Jose, rhp - 2013
Delcarmen, Manny, rhp - 2005-10
Delgado, Alex, inf - 1996
Delock, Ike, rhp - 1952-53, '55-63
Demeter, Don, of - 1966-67
Demptster, Ryan, rhp - 2013
Denman, Brian, rhp - 1982
 Dente, Sam, 3b - 1947
 Derrick, Mike, of - 1970
 Desautels, Gene, c - 1937-40
 Deutsch, Mel, rhp - 1946
 Devine, Mickey, c - 1920
 Deviney, Hal, rhp - 1920
 De Vormer, Al, c - 1923
 Diaz, Bo, c - 1977
Diaz, Jonathan, inf - 2013
Diaz, Juan, 1b-dh - 2002
 Dickey, George, c - 1935-36
 Dickman, Emerson, rhp - 1936, '38-41
Didier, Bob, c - 1974
Dillard, Steve, inf - 1975-77
 DiMaggio, Dom, cf - 1940-42, '46-53
DiNardo, Lenny, 1hp - 2004-06
 Dinneen, Bill, rhp - 1902-07
 DiPietro, Bob, of - 1951
 Dobson, Ray, 1hp - 1929
 Dobson, Joe, rhp - 1941-43, '46-50, '54
 Dodge, Sam, rhp - 1921-22
Dodson, Pat, 1b - 1986-88
Doerr, Bobby, 2b - 1937-44, '46-51
Doherty, John, rhp - 1996
Dominique, Andy, c - 2004
 Donahue, John, of - 1923
 Donahue, Pat, c - 1908-10
Donnelly, Brendan, rhp - 2007
Donnels, Chris, inf - 1995
 Donohue, Pete, rhp - 1932
Dopson, John, rhp - 1989-93
 Doran, Tom, c - 1904-06
 Dorish, Harry, rhp - 1947-49, '56
Dorsey, Jim, rhp - 1984-85
Doubront, Felix, 1hp - 2010-13
 Dougherty, Patsy, lf - 1902-04
 Dowd, Tommy, lf - 1901
 Doyle, Danny, c - 1943
Doyle, Denny, 2b - 1975-77
Drago, Dick, rhp - 1974-75, '78-80
 Dreisewerd, Clem, 1hp - 1944-46
Drew, J.D., rf - 2007-11
Drew, Stephen, ss - 2013
 Dropp, Walt, 1b - 1949-52
 Dubuc, Jean, rhp - 1918
Duffy, Frank, inf - 1978-79
 Dugan, Joe, 3b - 1922
Duliba, Bob, rhp - 1965
 Dumont, George, rhp - 1919
 Durham, Ed, rhp - 1929-32
 Durst, Cedric, of - 1930
Dwyer, Jim, of - 1979-80

E

Earley, Arnold, 1hp - 1960-65
Easley, Mike, dh-1b - 1984-85
Eckersley, Dennis, rhp - 1978-84, '98
 Eggert, Elmer, 2b - 1927
 Ehmke, Howard, rhp - 1923-26
 Eibel, Hack, 1hp - 1920
Ellsbury, Jacoby, of - 2007-13
Ellsworth, Dick, 1hp - 1968-69
Ellsworth, Steve, 1hp - 1988
Embre, Alan, 1hp - 2002-05
 Engle, Clyde, inf-of - 1910-14
Erds, Todd, rhp - 2001

All-Time Roster, Continued

Esasky, Nick, 1b - 1989
Eshelman, Vaughn, lhp - 1995-97
 Evans, Al, c - 1951
 Evans, Bill, rhp - 1951
Evans, Dwight, rf - 1972-90
Everett, Carl, cf - 2000-01
 Evers, Hoot, of - 1952-54
 Ezzell, Homer, inf - 1924-25

F

Fanzone, Carmen, 3b - 1970
Farr, Steve, rhp - 1994
 Farrell, Doc, 2b - 1935
 Farrell, Duke, c - 1903-05
Fassero, Jeff, lhp - 2000
 Ferguson, Alex, rhp - 1922-25
 Ferrell, Rick, c - 1933-37
 Ferrell, Wes, rhp - 1934-37
 Ferris, Hobe, 2b - 1901-07
Ferriss, Dave, rhp - 1945-50
 Fewster, Chick, inf - 1922-23
Finch, Joel, rhp - 1979
 Fine, Tom, rhp - 1947
 Finney, Lou, 1b-of - 1939-42, '44-45
Finnvold, Gar, rhp - 1994
Fiore, Mike, 1b - 1970-71
Fischer, Hank, rhp - 1966-67
Fisk, Carlton, c - 1969, '71-80
 Fitzgerald, Howie, of - 1926
 Flagstead, Ira, of - 1923-29
Flaherty, John, c - 1992-93
 Flair, Al, 1b - 1941
 Fleming, Bill, rhp - 1940-41
Fletcher, Scott, 2b - 1993-94
Florie, Bryce, rhp - 1999-01
 Flowers, Ben, rhp - 1951, 1953
Floyd, Cliff, of - 2002
Fonville, Chad, inf - 1999
 Foreman, Frank, rhp - 1901
 Foreman, Happy, lhp - 1926
 Fornieles, Mike, rhp - 1957-63
 Fortune, Gary, rhp - 1920
Fossas, Tony, lhp - 1991-94
Fossum, Casey, lhp - 2001-03
 Foster, Eddie, 3b - 1920-22
 Foster, Rube, rhp - 1913-17
 Fothergill, Bob, of - 1933
Foulke, Keith, rhp - 2004-06
 Fowler, Boob, inf - 1926
Fox, Chad, rhp - 2003
Fox, Matt, rhp - 2010
 Fox, Pete, of - 1941-45
 Foxx, Jimmie, rhp - 1936-42
 Foy, Joe, 3b - 1966-68
 Francis, Ray, lhp - 1925
 Freeman, Buck, 1b-rf - 1901-07
 Freeman, Hersh, rhp - 1952-53, '55
 Freeman, John, of - 1927
 French, Charley, inf - 1909-10
 Friberg, Barney, rhp - 1933
 Friend, Owen, ss - 1955
Frohwrth, Todd, rhp - 1994
Frye, Jeff, 2b - 1996-97, '99-00
 Fuhr, Oscar, lhp - 1924-25
 Fuller, Frank, 2b - 1923
 Fullerton, Curt, rhp - 1921-25, '33

G

Gabbard, Kason, lhp - 2006-07
Gaetti, Gary, 3b - 2000
 Gaffke, Fabian, of - 1936-39
Gagliano, Phil, inf - 1971-72
Gagne, Eric, rhp - 2007
 Gainer, Del, inf-of - 1914-17, '19

Gale, Rich, rhp - 1984
 Galehouse, Denny, rhp - 1939-40, '47-49
Gallagher, Bob, of - 1972
 Gallagher, Ed, lhp - 1932
 Galvin, Jim, ph - 1930
 Garbark, Bob, c - 1945
Garces, Rich, rhp - 1996-02
Garcia-parra, Nomar, ss - 1996-04
Gardiner, Mike, rhp - 1991-92
Gardner, Billy, inf - 1962-63
 Gardner, Larry, 3b - 1908-17
Gardner, Wes, rhp - 1986-90
Garman, Mike, rhp - 1969, '71-73
 Garrison, Cliff, rhp - 1928
 Garrison, Ford, of - 1943-44
 Gaston, Alex, c - 1926, 1929
 Gaston, Milt, rhp - 1929-31
Gathright, Joey, of - 2009, '11
Gedman, Rich, c - 1980-90
 Geiger, Gary, of - 1959-65
 Gelbert, Charley, rhp - 1940
 Gerber, Wally, inf - 1928-29
Germano, Justin, rhp - 2012
Gernold, Dick, 1b - 1952-59
 Gessler, Doc, rf - 1908-09
 Geygan, Chappie, inf - 1924-26
Giambi, Jeremy, of-dh - 2003
 Giannini, Joe, ss - 1911
 Gibson, Norwood, rhp - 1903-06
 Gibson, Russ, c - 1967-69
 Gilbert, Andy, of - 1942, '46
Gile, Don, c - 1959-62
 Gilhooley, Frank, of - 1919
Gilkey, Bernard, lf - 2000
 Gillespie, Bob, rhp - 1950
 Gillis, Grant, 2b - 1929
 Ginsberg, Joe, c - 1961
 Glaze, Ralph, rhp - 1906-08
 Gleason, Harry, inf - 1901-03
 Glenn, Joe, c - 1940
 Godwin, John, inf-of - 1905-06
Goggin, Chuck, 2b - 1974
Gogser, Jonny, of - 2013
Gomes, Wayne, rhp - 2002
Gomez, Mauro, 1b - 2012
 Gonzales, Eusebio, ss - 1918
 Gonzales, Joe, rhp - 1937
Gonzalez, Adrian, 1b - 2011-12
Gonzalez, Alex, ss - 2006, '09
Gonzalez, Enrique, rhp - 2009
 Gonzalez, Geremi, rhp - 2005
 Gooch, Johnny, c - 1933
 Goodman, Billy, inf - 1947-57
Gordon, Tom, rhp - 1996-99
Gosger, Jim, of - 1963, 1965-66
Graffanino, Tony, inf - 2005
 Graham, Charley, c - 1906
Graham, Lee, of - 1983
 Graham, Skinny, of - 1934-35
Gray, Dave, rhp - 1964
Gray, Jeff, rhp - 1990-91
Grebeck, Craig, ss - 2001
Green, Lenny, of - 1965-66
Green, Nick, inf - 2009
Green, Pumpsie, inf - 1959-62
Greenwell, Mike, lf - 1985-96
 Gregg, Vean, lhp - 1914-16
Griffin, Doug, 2b - 1971-77
 Griffin, Marty, rhp - 1928
Grilli, Guido, lhp - 1966
 Grimes, Ray, 1b - 1920
 Grimshaw, Moose, 1b - 1905-07
 Grissom, Marv, rhp - 1953
Gross, Kip, rhp - 1999

Gross, Turkey, ss - 1925
 Grove, Lefty, lhp - 1934-41
Grundt, Ken, lhp - 1996-97
Gubanic, Creighton, c - 1999
 Guerra, Mike, c - 1951
Guerrero, Mario, ss - 1973-74
Guindon, Bob, 1b - 1964
 Gumpert, Randy, rhp - 1952
Gunderson, Eric, lhp - 1995-96
 Gunning, Hy, 1b - 1911
Guthrie, Mark, lhp - 1999
Gutierrez, Jackie, ss - 1983-85
Gutierrez, Ricky, inf - 2004
 Guttridge, Don, inf - 1946-47

H

Hageman, Casey, rhp - 1911-12
Halama, John, lhp - 2005
 Hale, Odell, 3b - 1941
 Haley, Ray, c - 1915-16
Hall, Bill, inf-of - 2010
 Hall, Charley, rhp - 1909-13
Hammond, Chris, lhp - 1997
Hancock, Garry, of - 1978, '80-82
 Hancock, Josh, rhp - 2002
Haney, Chris, lhp - 2002
 Haney, Fred, 3b - 1926-27
Hanrahan, Joel, rhp - 2013
Hansack, Devern, rhp - 2006-08
Hansen, Craig, rhp - 2005-06, '08
Hanson, Erik, rhp - 1995
Hardy, Carroll, of - 1960-62
Harikkala, Tim, rhp - 1999
 Harper, Harry, lhp - 1920
Harper, Tommy, of - 1972-74
Harrell, Billy, inf - 1961
Harrelson, Ken, 1b-rf - 1967-69
 Harris, Bill, rhp - 1938
Harris, Greg, rhp - 1989-94
 Harris, Joe, rhp - 1905-07
 Harris, Joe, of-1b - 1922-25
 Harris, Mickey, lhp - 1940-41, '46-49
Harris, Reggie, rhp - 1996
Harris, Willie, inf-of - 2006
 Harriss, Slim, rhp - 1926-28
 Harshman, Jack, lhp - 1959
Hartenstein, Chuck, rhp - 1970
 Hartley, Grover, c - 1927
Hartley, Mike, rhp - 1995
 Hartman, Charley, lhp - 1908
Harville, Chad, rhp - 2005
Haselman, Bill, c - 1995-97, '03
 Hash, Herb, rhp - 1940-41
Hassler, Andy, lhp - 1978-79
Hatcher, Billy, of - 1992-94
 Hatfield, Fred, 3b - 1950-52
Hatteberg, Scott, c - 1995-01
 Hatton, Grady, 3b - 1954-56
 Hausmann, Clem, rhp - 1944-45
 Hayden, John, rf - 1906
 Hayes, Frankie, c - 1947
 Hearne, Ed, ss - 1910
Heep, Danny, of - 1989-90
Heffner, Bob, rhp - 1963-65
 Heflin, Randy, rhp - 1945-46
 Heilmach, Fred, lhp - 1926
Heise, Bob, inf - 1975-76
Helms, Tommy, inf - 1977
 Hemphill, Charley, rf - 1901
Henderson, Dave, of - 1986-87
Henderson, Rickey, of - 2002
 Hendryx, Tim, of - 1920-21
 Henriksen, Olaf, of - 1911-17
Henry, Bill, lhp - 1952-55



All-Time Roster, Continued

Henry, Butch, lhp - 1997-98

Henry, Jim, rhp - 1936-37

Hermanson, Dustin, rhp - 2002

Hermida, Jeremy, of - 2010

Hernandez, Ramon, lhp - 1977

Herrera, Mike, inf - 1925-26

Herrin, Tom, rhp - 1954

Hesketh, Joe, lhp - 1990-94

Hetzel, Eric, rhp - 1989-90

Heving, Joe, rhp - 1938-40

Heving, Johnnie, c - 1924-25, '28-30

Hickman, Piano Legs, rhp - 1902

Higgins, Mike, 3b - 1937-38, '46

Hill, Rich, lhp - 2010-12

Hillenbrand, Shea, 3b - 2001-03

Hiller, Hob, inf - 1920-21

Hillman, Dave, rhp - 1960-61

Hinkle, Gordie, c - 1934

Hinrichs, Paul, rhp - 1951

Hinske, Eric, of-1b - 2006-07

Hinson, Paul, ph - 1928

Hisner, Harley, rhp - 1951

Hitchcock, Billy, inf - 1948-49

Hoblitzell, Dick, 1b - 1914-18

Hobson, Butch, 3b - 1975-80

Hockette, George, lhp - 1934-35

Hodapp, Johnny, 2b - 1933

Hoderlein, Mel, inf - 1951

Hoef, Billy, lhp - 1959

Hoey, John, lf - 1906-08

Hoffman, Glenn, ss-3b - 1980-87

Hofmann, Fred, c - 1927-28

Holcombe, Ben, rhp - 1953

Hollins, Dave, inf - 1995

Holm, Billy, c - 1945

Holt, Brock, inf - 2013

Holtz, Mike, lhp - 2006

Hooper, Harry, rf - 1909-20

Horn, Sam, dh-1b - 1987-89

Horton, Tony, 1b - 1964-67

Hosey, Dwayne, of - 1995-96

Hottovy, Tommy, lhp - 2011

House, Tom, lhp - 1976-77

Housie, Wayne, of - 1991

Howard, Elston, c - 1967-68

Howard, Chris, lhp - 1994

Howard, Paul, of - 1909

Howe, Les, rhp - 1923-24

Howry, Bob, rhp - 2002-03

Hoy, Peter, rhp - 1992

Hoyt, Waite, rhp - 1919-20

Huckaby, Ken, c - 2006

Hudson, Joe, rhp - 1995-97

Hudson, Sid, rhp - 1952-54

Hughes, Ed, rhp - 1905-06

Hughes, Long Tom, rhp - 1902-03

Hughes, Terry, 3b - 1974

Hughson, Tex, rhp - 1941-44, '46-49

Humphrey, Bill, rhp - 1938

Hunt, Ben, lhp - 1910

Hunter, Buddy, inf - 1971, '73, '75

Hunter, Herb, of - 1920

Hurd, Tom, rhp - 1954-56

Hurst, Bruce, lhp - 1980-88

Huskey, Butch, of-inf - 1999

Husting, Bert, rhp - 1902

Hyzdu, Adam, of - 2004-05

Iglesias, Jose, ss - 2011-13

Irvine, Daryl, rhp - 1990-92

J

Jablonski, Pete, rhp - 1932

(later known as Pete Appleton)

Jackson, Conor, of - 2011

Jackson, Damian, inf-of - 2003

Jackson, Ron H., 1b - 1960

Jacobson, Baby Doll, of - 1926-27

Jacobson, Beany, lhp - 1907

Jamerson, Charley, lhp - 1924

James, Bill, rhp - 1919

James, Chris, of - 1995

Janvrin, Hal, inf - 1911, 1913-17

Jarvis, Kevin, rhp - 2006

Jarvis, Ray, rhp - 1969-70

Jefferson, Reggie, dh-1b - 1995-99

Jenkins, Ferguson, rhp - 1976-77

Jenkins, Tom, of - 1925-26

Jenks, Bobby, rhp - 2011

Jensen, Jackie, rf - 1954-59, 1961

Jensen, Marcus, c - 2001

Johns, Keith, 2b - 1998

Johnson, A. Rankin, rhp - 1914

Johnson, Bob, lf - 1944-45

Johnson, Deron, dh-1b - 1974-76

Johnson, Earl, lhp - 1940-41, '46-50

Johnson, Hank, rhp - 1933-35

Johnson, Jason, rhp - 2006

Johnson, John Henry, lhp - 1983-84

Johnson, Roy, lf-rf - 1932-35

Johnson, Vic, lhp - 1944-45

Johnston, Joel, rhp - 1995

Jolley, Smead, lf - 1932-33

Jones, Bobby M, lhp - 2004

Jones, Charley, of - 1901

Jones, Dalton, inf - 1964-69

Jones, Hunter, lhp - 2009

Jones, Jake, 1b - 1947-48

Jones, Rick, lhp - 1976

Jones, Sad Sam, rhp - 1916-21

Jones, Todd, rhp - 2003

Joost, Eddie, inf - 1955

Josephson, Duane, c - 1971-72

Judd, Oscar, lhp - 1941-45

Judge, Joe, 1b - 1933-34

Jurak, Ed, inf - 1982-85

K

Kalish, Ryan, of - 2010, '12

Kallio, Rudy, rhp - 1925

Kapler, Gabe, of - 2003-06

Karger, Ed, lhp - 1909-11

Karl, Andy, rhp - 1943

Karow, Marty, inf - 1927

Karr, Benn, rhp - 1920-22

Kasko, Eddie, ss - 1966

Kell, George, 3b - 1952-54

Kellett, Al, rhp - 1924

Kellett, Red, inf - 1934

Kellum, Win, lhp - 1901

Kelly, Ed, rhp - 1914

Keltner, Ken, 3b - 1950

Kemmerer, Russ, rhp - 1954-55, '57

Kendall, Fred, c - 1978

Kennedy, Bill, lhp - 1953

Kennedy, John, inf - 1970-74

Keough, Marty, of - 1956-60

Kiecker, Dana, rhp - 1990-91

Kiefer, Joe, rhp - 1925-26

Kielty, Bobby, of - 2007

Kiely, Leo, lhp - 1951, '54-56, '58-59

Killilay, Jack, rhp - 1911

Kim, Byung-Hyun, rhp - 2003-04

Kim, Sun-Woo, rhp - 2001-02

Kinder, Ellis, rhp - 1948-55

Kinney, Walt, lhp - 1918

Kison, Bruce, rhp - 1985

Klaus, Billy, ss-3b - 1955-58

Kleinow, Red, c - 1910-11

Kline, Bob, rhp - 1930-33

Kline, Ron, rhp - 1969

Klinger, Bob, rhp - 1946-47

Knackert, Brent, rhp - 1996

Knight, John, 3b - 1907

Kolstad, Hal, rhp - 1962-63

Koonce, Cal, rhp - 1970-71

Kosco, Andy, of - 1972

Kotchman, Casey, inf - 2009

Kotsay, Mark, of-1b - 2008-09

Kottaras, George, c - 2008-09

Kramer, Jack, rhp - 1948-49

Krausle, Lew, rhp - 1972

Kreuger, Rick, lhp - 1975-77

Kroh, Rube, lhp - 1906-07

Kroner, John, inf - 1935-36

Krug, Marty, inf - 1912

Kutcher, Randy, of - 1988-90

L

LaChance, Candy, 1b - 1902-05

Lackey, John, rhp - 2010-13

Lacy, Kerry, rhp - 1996-97

LaForest, Ty, 3b - 1945

LaFrancois, Roger, c - 1982

Lahoud, Joe, of - 1968-71

Lake, Eddie, rhp - 1943-45

Lamabe, Jack, rhp - 1963-65

Lamar, Bill, lhp - 1919

Lamp, Dennis, rhp - 1988-91

Lancellotti, Rick, 1b - 1990

Landell, Bill, lhp - 1967-69

Landis, Jim, of - 1967

Langford, Sam, of - 1926

Lansford, Carney, 3b - 1981-82

Lansing, Mike, inf - 2000-01

LaPorte, Frank, inf-of - 1908

LaRoche, Adam, 1b - 2009

LaRose, John, lhp - 1978

Lary, Lyn, ss - 1934

Lavarney, Ryan, c - 2011-13

Lazor, Johnny, of - 1943-46

Lee, Bill, lhp - 1969-78

Lee, Dud, ss - 1924-26

Lee, Sang-Hoon, lhp - 2000

LeFebvre, Lefty, lhp - 1938-39

Legett, Lou, c - 1933-35

Leheny, Regis, lhp - 1932

Lehner, Paul, of - 1952

Leibold, Nemo, of - 1921-23

Leister, John, rhp - 1987, '90

Lemke, Mark, 2b - 1998

Lenhardt, Don, of - 1952, '54

Leonard, H. Dutch, lhp - 1913-18

Lepcio, Ted, inf - 1952-59

Lerchen, Dutch, ss - 1910

LeRoy, Louis, rhp - 1910

Leskanic, Curtis, rhp - 2004

Lester, Jon, lhp - 2006-13

Lewis, Darren, of - 1998-01

Lewis, Duffy, lf - 1910-17

Lewis, John, 2b - 1911

Lewis, Ted, rhp - 1901

Leyritz, Jim, c - 1998

Lickert, John, c - 1981

Lillibridge, Brent, inf-of - 2012

Lilliquest, Derek, lhp - 1995

Lin, Che-Hsuan, of - 2012

Lipon, Johnny, ss - 1952-53

Lisenbee, Hod, rhp - 1929-32

All-Time Roster, Continued

Littlefield, Dick, lhp - 1950
Litton, Greg, inf - 1994
Lock, Don, of - 1969
Lockwood, Skip, rhp - 1980
 Loepp, George, of - 1928
Lofton, James, inf - 2001
Lollar, Tim, lhp - 1985-86
Lomasney, Steve, c - 1999
Lonborg, Jim, rhp - 1965-71
 Loneragan, Walt, inf - 1911
Loney, James, 1b - 2012
Looney, Brian, lhp - 1995
Lopez, Felipe, inf - 2010
Lopez, Javier, lhp - 2006-09
Lopez, Javy, c - 2006
 Lord, Harry, 3b - 1907-10
Loretta, Mark, 2b - 2006
Lowe, Derek, rhp - 1997-04
Lowell, Mike, 3b - 2006-10
Lowrie, Jed, inf - 2008-11
 Lucas, Johnny, of - 1931-32
 Lucey, Joe, rhp - 1925
Lucier, Lou, rhp - 1943-44
Lugo, Julio, ss - 2007-09
 Lundgren, Del, rhp - 1926-27
 Lupien, Tony, 1b - 1940, '42-43
Lyle, Sparky, lhp - 1967-71
 Lynch, Walt, c - 1922
Lynn, Fred, cf - 1974-80
Lyon, Brandon, rhp - 2003
Lyons, Steve, of-inf - 1985-86, '91-93

M

Macfarlane, Mike, c - 1995
 MacFayden, Danny, rhp - 1926-32
Machado, Alejandro, inf - 2005
Mack, Shane, of - 1997
MacLeod, Bill, lhp - 1962
MacWhorter, Keith, rhp - 1980
 Madden, Tom, c - 1909-11
Maddux, Mike, rhp - 1995-96
Magrini, Pete, rhp - 1966
Mahay, Ron, of-lhp - 1995, '97-98
Mahomes, Pat, rhp - 1996-97
 Mahoney, Chris, rhp - 1910
Mahoney, Jim, ss - 1959
Malaska, Mark, lhp - 2004
Malave, Jose, of - 1996-97
Mallett, Jerry, of - 1959
 Maloy, Paul, rhp - 1913
Malzone, Frank, 3b - 1955-65
Mantei, Matt, rhp - 2005
Mantilla, Felix, 2b - 1963-65
Manto, Jeff, inf - 1996
Manuel, Robert, rhp - 2010
 Manush, Heinie, of - 1936
Manzanillo, Josias, rhp - 1991
 Marchildon, Phil, rhp - 1950
 Marcum, Johnny, rhp - 1936-38
Marichal, Juan, rhp - 1974
 Marquardt, Ollie, 2b - 1931
 Marshall, Bill, ph - 1931
Marshall, Mike, 1b-of - 1990-91
 Martin, Babe, c - 1948-49
Martinez, Anastacio, rhp - 2004
Martinez, Pedro, rhp - 1998-04
Martinez, Ramon, rhp - 1999-00
Martinez, Sandy, c - 2004
Martinez, Victor, c - 2009-10
 Marzano, John, c - 1987-92
Masterson, Justin, rhp - 2008-09
 Masterson, Walt, rhp - 1949-52
Matchick, Tommy, inf - 1970
 Matthews, Bill, c - 1909

Matsuzaka, Daisuke, rhp - 2007-12
 Mauch, Gene, 2b - 1956-57
Maxwell, Charley, of-1b - 1950-52, '54
 Mayer, Wally, c - 1917-18
 Maynard, Chick, ss - 1922
 Mays, Carl, rhp - 1915-19
McAuliffe, Dick, inf - 1974-75
 McBride, Tom, of - 1943-47
 McCabe, Dick, rhp - 1918
McCall, Windy, lhp - 1948-49
 McCann, Emmett, inf - 1926
McCarthy, Tom, rhp - 1985
McCarty, David, of-1b - 2003-05
McCarver, Tim, c - 1974-75
 McConnell, Amby, 2b - 1908-10
 McDermott, Maurice, lhp - 1948-53
McDill, Allen, lhp - 2001
McDonald, Darnell, of - 2010-12
 McDonald, Jim, rhp - 1950
McDonald, John, inf - 2013
 McFarland, Ed, c - 1908
 McGah, Ed, c - 1946-47
McGee, Willie, of - 1995
 McGlothen, Lynn, rhp - 1972-73
 McGovern, Art, c - 1905
 McGraw, Bob, rhp - 1919
 McGuire, Deacon, c - 1907-08
 McHale, Jim, of - 1908
 McHale, Marty, rhp - 1910-11, '16
 McInnis, Stuffy, 1b - 1918-21
 McKain, Archie, lhp - 1937-38
McKeel, Walt, c - 1996-97
 McLaughlin, Jud, lhp - 1931-33
 McLean, Larry, 1b - 1901
 McMahon, Doc, rhp - 1908
 McMahon, Don, rhp - 1966-67
 McManus, Marty, inf - 1931-33
 McMillan, Norm, inf - 1923
 McNair, Eric, inf - 1936-38
 McNally, Mike, inf - 1915-17, '19-20
 McNaughton, Gordon, rhp - 1932
McNeely, Jeff, of - 1993
 McNeil, Norm, c - 1919
 McWilliams, Bill, ph - 1931
Mejias, Roman, of - 1963-64
Melancon, Mark, rhp - 2012
Mele, Sam, of - 1947-49, '54-55
Melendez, Jose, rhp - 1993-94
 Melillo, Oscar, 2b - 1935-37
Melvin, Bob, c - 1993
Mendoza, Ramiro, rhp - 2003-04
 Menosky, Mike, of - 1920-23
 Meola, Mike, rhp - 1933, '36
Merced, Orlando, rf - 1998
Merchant, Andy, c - 1975-76
Mercker, Kent, lhp - 1999
Meredithe, Cla, rhp - 2005
 Merena, Spike, lhp - 1934
Merloni, Lou, inf - 1998-03
 Merson, Jack, 2b - 1953
 Metkovich, George, of-1b - 1943-46
 Meyer, Russ, rhp - 1957
 Michaels, John, lhp - 1932
Middlebrooks, Will, 3b - 2012-13
 Mickiff, Dick, rhp - 1938
Mientkiewicz, Doug, 1b - 2004
 Miles, Dee, of - 1943
Millar, Kevin, 1b-dh - 2003-05
Miller, Andrew, lhp - 2011-13
 Miller, Bing, of - 1935-36
Miller, Corky, c - 2006
 Miller, Elmer, of - 1922
 Miller, Hack, of - 1918
 Miller, Otto, 3b - 1930-32

Miller, Rick, of - 1971-77, '81-85
Miller, Trevor, lhp - 2011
Miller, Wade, rhp - 2005
 Mills, Buster, lf - 1937
Mills, Dick, rhp - 1970
 Minarcin, Rudy, rhp - 1956-57
Minchey, Nate, rhp - 1993-94, '96
Mirabelli, Doug, c - 2001-07
Mitchell, Charlie, rhp - 1984-85
 Mitchell, Fred, rhp - 1901-02
 Mitchell, Johnny, ss - 1922-23
Mitchell, Keith, of - 1998
Mitchell, Kevin, of - 1996
 Moford, Herb, rhp - 1959
Mohr, Dustan, of - 2006
Molina, Gustavo, c - 2010
 Molyneux, Vince, rhp - 1918
Monbouquette, Bill, rhp - 1958-65
 Moncevic, Freddie, ss - 1928
Montgomery, Bob, c - 1970-79
 Moore, Bill, c - 1926-27
 Moore, Wilcy, rhp - 1931-32
Morales, Franklin, lhp - 2011-13
Morehead, Dave, rhp - 1963-68
Moret, Roger, lhp - 1970-75
 Morgan, Jay, rhp - 1907-09
 Morgan, Eddie, 1b - 1934
 Morgan, Red, 3b - 1906
 Morris, Ed, rhp - 1928-31
 Morrissey, Deacon, rhp - 1901
Mortensen, Clayton, rhp - 2012-13
Morton, Guy, c - 1954
Morton, Kevin, lhp - 1991
 Moseley, Earl, rhp - 1913
 Moser, Walter, rhp - 1911
Moses, Jerry, c - 1965, '68-70
 Moses, Wally, of - 1946-48
 Moskiman, Doc, 1b-of - 1910
Moss, Brandon, of - 2007-08
 Moss, Les, c - 1951
Moyer, Jamie, lhp - 1996
Mueller, Bill, 3b - 2003-05
 Mueller, Gordie, rhp - 1950
 Muffett, Billy, rhp - 1960-62
 Mulleavy, Greg, inf - 1933
 Muller, Freddie, inf - 1933-34
 Mulligan, Joe, rhp - 1934
 Mulrone, Frank, rhp - 1930
 Mundy, Bill, 1b - 1913
Murphy, David, of - 2006-07
 Murphy, Johnny, rhp - 1947
Murphy, Rob, lhp - 1989-90
Murphy, Tom, rhp - 1976-77
 Murphy, Walter, rhp - 1931
 Murray, George, rhp - 1923-24
Murray, Matt, rhp - 1995
Musser, Tony, 1b - 1969
 Musser, Paul, rhp - 1919
 Mustakis, Alex, rhp - 1940
 Myer, Buddy, ss-3b - 1927-28
 Myers, Elmer, rhp - 1920-22
 Myers, Hal, 1b - 1910-11
Myers, Mike, lhp - 2004-05

N

Nabholz, Chris, lhp - 1994
Naehring, Tim, ss-3b - 1990-97
 Nagle, Judge, rhp - 1911
Nagy, Mike, rhp - 1969-72
Napoli, Mike, 1b - 2013
 Nareski, Bill, inf - 1929-30
Nava, Daniel, of - 2010, '12-13
Navarro, Yamaico, ss - 2010-11
Neal, Blaine, rhp - 2005

All-Time Roster, Continued

Neitzke, Ernie, rhp - 1921
Nelson, Bryant, inf-of - 2002
Nelson, Joe, rhp - 2004, '10
 Neubauer, Hal, rhp - 1925
Newhauser, Don, rhp - 1972-74
Newman, Jeff, c - 1983-84
 Newsom, Bobo, rhp - 1937
 Newsome, Dick, rhp - 1941-43
 Newsome, Skeeter, inf - 1941-45
 Niarhos, Gus, c - 1952-53
 Nichols, Chet, lhp - 1960-63
Nichols, Reid, of - 1980-85
 Niemiec, Al, rhp - 1934
 Niles, Harry, of-inf - 1908-10
Nipper, Al, rhp - 1983-87
Nippert, Merlin, rhp - 1962
Nixon, Otis, cf - 1994
Nixon, Russ, c - 1960-65, '68
Nixon, Trot, rf - 1996, 1998-06
 Nixon, Willard, rhp - 1950-58
Nomo, Hideo, rhp - 2001
 Nonnenkamp, Leo, of - 1938-40
 Nourse, Chet, rhp - 1909
 Nunamaker, Les, c - 1911-14
Nunnally, Jon, of - 1999

O

Oberlin, Frank, rhp - 1906-07
O'Berry, Mike, c - 1979
 O'Brien, Buck, rhp - 1911-13
 O'Brien, Jack, of - 1903
O'Brien, Syd, inf - 1969
 O'Brien, Tom, of - 1949-50
 O'Doul, Lefty, lhp - 1923
Offerman, Jose, 1b-dh - 1999-02
Oglivie, Ben, of - 1971-73
Ohka, Tomokazu, rhp - 1999-01
Ojeda, Bob, lhp - 1980-85
Okajima, Hideki, lhp - 2007-11
Okrie, Len, c - 1952
O'Leary, Troy, of - 1995-01
Olerud, John, 1b - 2005
Oliver, Darren, lhp - 2002
 Oliver, Gene, c - 1968
Oliver, Joe, c - 2001
 Oliver, Tom, cf - 1930-33
 Olmstead, Hank, rhp - 1905
 Olson, Karl, of - 1951, '53-55
 Olson, Marv, 2b - 1931-33
 Olson, Ted, rhp - 1936-38
 O'Neill, Bill, of - 1904
 O'Neill, Emmett, rhp - 1943-45
 O'Neill, Steve, c - 1924
Ontiveros, Steve, rhp - 2000
 Orme, George, of - 1920
 O'Rourke, Frank, inf - 1922
Ortiz, David, dh-1b - 2003-13
Ortiz, Luis, 3b - 1993-94
 Osinski, Dan, rhp - 1966-67
 Ostdiek, Harry, c - 1908
 Ostermueller, Fritz, lhp - 1934-40
 Ostrowski, John, of-inf - 1948
 Owen, Marv, inf - 1940
 Owen, Mickey, c - 1954
Owen, Spike, ss - 1986-88
 Owens, Frank, c - 1905

P

Padilla, Vicente, rhp - 2012
 Pagliaroni, Jim, c - 1955, '60-62
 Palm, Mike, rhp - 1948
Pankovits, Jim, inf - 1990
 Papai, Al, rhp - 1950
 Pape, Larry, rhp - 1909, '11-12
Papelbon, Jonathan, rhp - 2005-11
Papi, Stan, inf - 1979-80
 Parent, Freddy, ss - 1901-07
 Parnell, Mel, lhp - 1947-56
Parrish, Larry, 1b-dh - 1988
 Partee, Roy, c - 1943-44, '46-47
 Partenheimer, Stan, lhp - 1944
 Paschal, Ben, of - 1920
 Patten, Casey, lhp - 1908
Patterson, Eric, inf-of - 2010
 Patterson, Hank, c - 1932
Pattin, Marty, rhp - 1972-73
Pauley, David, rhp - 2006, '08
Pavletich, Don, c - 1970-71
Paxton, Mike, rhp - 1977
Payton, Jay, of - 2005
 Peacock, Johnny, c - 1937-44
Peavy, Jake, rhp - 2013
Pedroia, Dustin, 2b - 2006-13
 Pellagrini, Eddie, inf - 1946-47
Pemberton, Rudy, of - 1986-97
Pena, Alejandro, rhp - 1995
Pena, Carlos, 1b - 2006
Pena, Jesus, lhp - 2000
Pena, Juan, rhp - 1999
Peña, Tony, c - 1990-93
Pena, Willy Mo, of-dh - 2006-07
Pennington, Brad, lhp - 1996
 Pennock, Herb, lhp - 1915-17, '19-22, '34
Penny, Brad, rhp - 2009
Perez, Tony, 1b-dh - 1980-82
Perisho, Matt, lhp - 2005
 Perrin, Jack, of - 1921
Person, Robert, rhp - 2003
 Pertica, Bill, rhp - 1918
 Pesky, Johnny, ss-3b - 1942, '46-52
Petagine, Roberto, 1b - 2005
Peters, Gary, lhp - 1970-72
 Peterson, Bob, c - 1906-07
Petrocelli, Rico, ss-3b - 1963, '65-76
Petry, Dan, rhp - 1991
 Philley, Dave, of - 1962
Phillips, Ed, rhp - 1970
Pichardo, Hipolito, rhp - 2000-01
 Picinich, Val, c - 1923-25
Pickering, Calvin, 1b-dh - 2001
 Pickering, Urbane, 3b - 1931-32
Pierce, Jeff, rhp - 1995
 Piercy, Bill, rhp - 1922-24
Piersall, Jimmy, cf - 1950, '52-58
Pineiro, Joel, rhp - 2007
 Pipgras, George, rhp - 1933-35
Pirkil, Greg, 1b - 1996
 Pittenger, Pinky, of-inf - 1921-23
Pizarro, Juan, lhp - 1968-69
Plantier, Phil, of - 1990-92
Plews, Herb, 2b - 1959
Plympton, Jeff, rhp - 1991
Podsednik, Scott, of - 2012
 Poindexter, Jennings, lhp - 1936
Pole, Dick, rhp - 1973-76
 Polly, Nick, 3b - 1945
 Pond, Ralph, of - 1910
Poquette, Tom, of - 1979, '81
 Porter, Dick, of - 1934
 Porterfield, Bob, rhp - 1956-58
Portugal, Mark, rhp - 1999
 Potter, Nelson, rhp - 1941
Poulsen, Ken, inf - 1967
Pozo, Arquimede, inf - 1996-97
 Pratt, Del, 2b - 1921-22
 Pratt, Larry, c - 1914
 Prentiss, George, rhp - 1901-02
Price, Joe, lhp - 1989

Pride, Curtis, of-dh - 1997, '00
 Prothro, Doc, 3b - 1925
 Puiett, Tex, rhp - 1907-08
Pulsipher, Bill, lhp - 2001
Punto, Nick, inf - 2012
 Pyrtell, Billy, inf - 1910-11
 Pytlak, Frankie, c - 1941, '45-46
Q
Quantrill, Paul, rhp - 1992-94
 Quinn, Frank, rhp - 1949-50
 Quinn, Jack, rhp - 1922-25
Quinones, Rey, ss - 1986
Quintana, Carlos, 1b-of - 1988-91, '93
Quiroz, Guillermo, c - 2012

R

Radat, Dick, rhp - 1962-66
Rader, Dave, c - 1980
Rainey, Chuck, rhp - 1979-82
Ramirez, Hanley, ss - 2005
Ramirez, Manny, lf - 2001-08
Ramirez, Ramon, rhp - 2009-10
Rapp, Pat, rhp - 1999
Reardon, Jeff, rhp - 1990-92
 Reeder, Johnny, 1b - 1932
Reddick, Josh, of - 2009-11
Reed, Jerry, rhp - 1990
Reed, Jody, 2b-ss - 1987-92
Reese, Pokey, ss-2b - 2004
 Reeves, Bobby, inf - 1929-31
 Regan, Bill, 2b - 1926-30
 Rehg, Wally, of - 1913-15
 Reichle, Dick, of - 1922-23
Remlinger, Mike, lhp - 2005
Remmerswaal, Win, rhp - 1979-80
Remy, Jerry, 2b - 1978-84
Renko, Steve, rhp - 1979-80
Renna, Bill, of - 1958-59
Renteria, Edgar, ss - 2005
Repko, Jason, of - 2012
 Repulski, Rip, of - 1960-61
Reyes, Carlos, rhp - 1998
Reyes, Denny, lhp - 2011
 Reynolds, Carl, of - 1934-35
 Rhodes, Gordon, rhp - 1932-35
Rhodes, Tuffy, of - 1995
 Rhyne, Hal, ss - 1929-32
Rice, Jim, lf-dh - 1974-89
 Rich, Woody, rhp - 1939-41
Richardson, Jeff, inf - 1993
Richardson, Dustin, lhp - 2009-10
Richter, Al, ss - 1951, 1953
 Riggert, Joe, of - 1911
 Rigney, Topper, ss - 1926-27
Riles, Ernest, inf - 1993
Ripley, Allen, rhp - 1978-79
 Ripley, Walt, rhp - 1935
 Rising, Pop, of - 1905
Riske, David, rhp - 2006
Ritchie, Jay, rhp - 1964-65
Rivera, Luis, ss - 1989-93
Roberts, Dave, of - 2004
Robidoux, Billy Jo, 1b - 1990
 Robinson, Aaron, c - 1951
Robinson, Floyd, of - 1968
 Robinson, Jack, rhp - 1949
Rochford, Mike, lhp - 1988-90
 Rodgers, Bill, 2b - 1915
Rodriguez, Carlos, inf - 1994-95
Rodriguez, Frankie, rhp - 1995
Rodriguez, Steve, inf - 1995
Rodriguez, Tony, inf - 1996
 Rogell, Billy, inf - 1925, '27-28

All-Time Roster, Continued

Rogers, Lee, lhp - 1938
Roggenburk, Garry, lhp - 1966, '68-69
Rohr, Billy, lhp - 1967
 Rollings, Red, inf - 1927-28
Romero, Ed, inf - 1986-89
Romero, J.C., lhp - 2007
Romero, Mandy, c - 1998
Romero, Niuman, inf - 2010
Romine, Kevin, of - 1985-91
Romo, Vicente, rhp - 1969-70
 Rosar, Buddy, c - 1950-51
Rose, Brian, rhp - 1997-00
 Rosenthal, Si, of - 1925-26
 Ross, Buster, lhp - 1924-26
Ross, Cody, of - 2012
Roth, David, c - 2008, '13
 Ross, Braggo, cf - 1919
 Rothrock, Jack, rhp - 1925-32
Rowland, Rich, c - 1994-95
Royer, Stan, inf - 1994
Rudi, Joe, of - 1981
 Ruel, Muddy, c - 1921-22, '31
 Ruffing, Red, rhp - 1924-30
 Runnels, Pete, 2b-1b - 1958-62
Rupe, Ryan, rhp - 2003
 Russell, Allan, rhp - 1919-22
 Russell, Jack, rhp - 1926-32, '36
Russell, Jeff, rhp - 1993-94
 Russell, Rip, 3b - 1946-47
 Ruth, Babe, lhp-of - 1914-19
 Ryan, Jack, rhp - 1909
 Ryan, Jack, of - 1929
Ryan, Ken, rhp - 1992-95
Ryan, Mike, c - 1964-67
 Ryba, Mike, rhp - 1941-46
 Rye, Gene, of - 1931

S

Saberhagen, Bret, rhp - 1997-01
Sadler, Donnie, 2b-ss - 1998-00
Sadowski, Bob, rhp - 1966
 Sadowski, Ed, c - 1960
Saito, Takashi, rhp - 2009
Saltalamacchia, Jarrod, c - 2010-13
Sambito, Joe, lhp - 1986-87
Sanchez, Angel, inf - 2010
Sanchez, Freddy, inf - 2002-03
Sanchez, Rey, inf - 2002
Sanders, Ken, rhp - 1966
Santana, Marino, rhp - 1999
Santiago, Jose, rhp - 1966-70
Santos, Angel, inf - 2001
Satriano, Tom, c - 1969-70
Sauerbeck, Scott, lhp - 2003
Sax, Dave, c - 1985-87
 Sayles, Bill, rhp - 1939
 Scarborough, Ray, rhp - 1951-52
 Scarritt, Russ, lf - 1929-31
 Schang, Wally, c-of - 1918-20
 Schanz, Charley, rhp - 1950
 Scherbarth, Bob, c - 1950
Schilling, Chuck, 2b - 1961-65
Schilling, Curt, rhp - 2004-07
Schiraldi, Calvin, rhp - 1986-87
Schlesinger, Rudy, of - 1965
 Schlitzer, Biff, rhp - 1909
 Schmees, George, lhp - 1952
Schmidt, Dave, c - 1981
 Schmitz, Johnny, lhp - 1956
Schoeneweis, Scott, lhp - 2010
Schofield, Dick, inf - 1969-70
Schourek, Pete, lhp - 1998, '00-01
 Schrecongost, Ossee, c - 1901
 Schroll, Al, rhp - 1958-59
Schwall, Don, rhp - 1961-62
 Scott, Everett, ss - 1914-21
 Scott, George, 1b - 1966-71, '77-79
Scutaro, Marco, ss - 2010-11
Seanez, Rudy, rhp - 2003, '06
Seaver, Tom, rhp - 1986
 Seeds, Bob, inf-of - 1933-34
Segui, Diego, rhp - 1974-75
Seibel, Phil, lhp - 2004
 Selbach, Kip, of - 1904-06
Selby, Bill, inf - 1996
Sele, Aaron, rhp - 1993-97
Sellers, Jeff, rhp - 1985-88
 Settemire, Merle, lhp - 1928
 Shaner, Wally, of - 1926-27
 Shanks, Howard, inf - 1923-24
 Shannon, Red, 2b - 1919
 Shaw, Al, c - 1907
 Shea, John, lhp - 1928
 Shea, Merv, c - 1933
Sheaffer, Danny, c - 1987
Shealy, Ryan, 1b - 2010
 Shean, Dave, 2b - 1918-19
Sheets, Andy, inf - 2000
Sheldon, Rollie, rhp - 1966
Shepherd, Keith, rhp - 1995
Sheridan, Neill, of - 1948
 Shields, Ben, lhp - 1930
Shiell, Jason, rhp - 2003
 Shofner, Strick, 3b - 1947
Shoppach, Kelly, c - 2005, '12
 Shore, Ernie, rhp - 1914-17
Short, Bill, lhp - 1966
 Shorten, Chick, of - 1915-17
Shouse, Brian, lhp - 1998
Shumpert, Terry, inf - 1995
Siebern, Norm, 1b-of - 1967-68
Siebert, Sonny, rhp - 1969-73
 Simmons, Al, of - 1943
 Simmons, Pat, rhp - 1928-29
 Sisler, Dave, rhp - 1956-59
Sizemore, Ted, 2b - 1979-80
 Skinner, Camp, of - 1923
Skok, Craig, lhp - 1973
 Slattery, Jack, c - 1901
 Slayton, Steve, rhp - 1928
Slocumb, Heathcliff, rhp - 1996-97
 Small, Charley, of - 1930
 Smith, Al, 3b-of - 1964
 Smith, Bob, lhp - 1955
 Smith, Bob Riverboat, lhp - 1958
 Smith, Broadway Aleck, c - 1903
 Smith, Charley, rhp - 1909-11
Smith, Chris, rhp - 2008
Smith, Dan, rhp - 2000
 Smith, Doug, lhp - 1912
 Smith, Eddie, lhp - 1947
 Smith, Elmer, of - 1922
 Smith, Frank, rhp - 1910-11
 Smith, George, S., rhp - 1930
 Smith, George, C., 2b - 1966
 Smith, John, 1b - 1931
Smith, Lee, rhp - 1988-90
 Smith, Paddy, c - 1920
Smith, Pete, rhp - 1962-63
Smith, Reggie, cf-rr - 1966-73
Smith, Zane, lhp - 1995
Smithson, Mike, rhp - 1988-89
Smoltz, John, rhp - 2009
 Snell, Wally, c - 1913
Snopek, Chris, inf - 1998
Snow, J.T., 1b - 2006
Snyder, Brandon, inf - 2013
Snyder, Earl, 3b - 2004

Snyder, Kyle, rhp - 2006-08
 Solters, Moose, of - 1934-35
 Sommers, Rudy, lhp - 1926-27
 Sothoron, Allan, rhp - 1921
Spannack, Bill, lhp - 1964
 Sparks, Tully, rhp - 1902
 Speaker, Tris, cf - 1907-15
Spears, Nate, inf - 2011-12
 Spence, Stan, of - 1940-41, '48-49
 Spencer, Tubby, c - 1909
 Spognardi, Andy, inf - 1932
Sprague, Ed, inf - 2000
Sprung, Jack, lhp - 1957
Sprowl, Bobby, lhp - 1978
 Stahl, Chick, cf - 1901-06
 Stahl, Jake, 1b-c - 1903, '08-10, '12-13
Stairs, Matt, of - 1995
Stallard, Tracy, rhp - 1960-62
 Standaert, Jerry, 1b - 1929
Stange, Lee, rhp - 1966-70
Stanifer, Rob, rhp - 2000
Stanley, Bob, rhp - 1977-89
Stanley, Mike, c-1b - 1996-00
 Stansbury, John, 3b - 1918
Stanton, Mike, lhp - 1995-96, '05
Stapleton, Dave, inf - 1980-86
 Statz, Jigger, of - 1920
 Steele, Elmer, rhp - 1907-09
 Steiner, Ben, 2b - 1945-46
 Steiner, Red, c - 1945
Stenhouse, Mike, of-1b - 1986
Stephens, Gene, of - 1952-53, '55-60
 Stephens, Vern, ss-3b - 1948-52
 Stephenson, Jerry, rhp - 1963, '65-68
Stern, Adam, of - 2005-06
Stewart, Sammy, rhp - 1986
Stewart, Zach, rhp - 2012
Stigman, Dick, lhp - 1966
 Stimson, Carl, rhp - 1923
 Stubbs, Chuck, lhp - 1947-51
 Stokes, Al, c - 1925-26
Stone, Dean, lhp - 1957
 Stone, George, of - 1903
Stone, Jeff, of - 1989-90
 Storie, Howie, c - 1931-32
 Stringer, Lou, inf - 1948-50
 Strunk, Amos, of - 1918-19
 Stuart, Dick, 1b - 1963-64
 Stumpf, George, of - 1931-33
 Sturdivant, Tom, rhp - 1960
Stynes, Chris, inf-of - 2001
 Suchecki, Jim, rhp - 1950
 Sullivan, Denny, cf - 1907-08
Sullivan, Frank, rhp - 1953-60
 Sullivan, Haywood, c-1955, '57, '59-60
Sullivan, Marc, c - 1982, '84-87
 Sumner, Carl, of - 1928
Suppan, Jeff, rhp - 1995-97, '03
 Susce, George, D., rhp - 1955-58
Sutton, Drew, inf - 2011
 Swanson, Bill, inf - 1914
 Sweeney, Bill, 1b - 1930-31
Sweeney, Ryan, of - 2012
Swindell, Greg, lhp - 1998
 Swarmstedt, Len, rhp - 1906

T

Tabor, Jim, 3b - 1938-44
 Taft, Doug, of - 1928-29
Tanana, Frank, lhp - 1981
 Tannehill, Jesse, lhp - 1904-08
 Tarbert, Arlie, of - 1927-28
Tartabull, Jose, of - 1966-68
Tarver, La Schelle, of - 1986

All-Time Roster, Continued

Tasby, Willie, cf - 1960
Tate, Bennie, c - 1932
Tatum, Jim, 3b - 1996
Tatum, Ken, rhp - 1971-73
Tavarez, Jesus, of - 1997
Tavarez, Julian, rhp - 2006-08
Taylor, Harry, rhp - 1950-52
Taylor, Scott, lhp - 1992-93
Tazawa, Junichi, rhp - 2009, '11-13
Tebbetts, Birdie, c - 1947-50
Terry, Yank, rhp - 1940, '42-45
Thielman, Jake, rhp - 1908
Thomas, Blaine, rhp - 1911
Thomas, Fred, 3b - 1918
Thomas, George, of - 1966-71
Thomas, Justin, lhp - 2012
Thomas, Lee, 1b-rr - 1964-65
Thomas, Pinch, c - 1912-17
Thomas, Tommy, rhp - 1937
Thomson, Bobby, of - 1960
Thoney, Jack, of - 1908-09, '11
Thormahlen, Hank, lhp - 1921
Thornton, Matt, lhp - 2013
Throneberry, Faye, of - 1952, '55-57
Thurston, Joe, inf - 2008
Tiant, Luis, rhp - 1971-78
Tillman, Bob, c - 1962-67
Timlin, Mike, rhp - 2003-08
Tinsley, Lee, of - 1994-96
Tobin, Jack, of - 1926-27
Tobin, Jackie, 3b - 1945
Todt, Phil, 1b - 1924-30
Tolar, Kevin, lhp - 2003
Tomberlin, Andy, of - 1994
Tonneman, Tony, c - 1911
Torrez, Mike, rhp - 1978-82
Traber, Billy, lhp - 2009
Trautwein, John, rhp - 1988
Trimble, Joe, rhp - 1955
Trliceck, Ricky, rhp - 1994, '97
Trout, Dizzy, rhp - 1952
Truesdale, Frank, 2b - 1918
Trujillo, Mike, rhp - 1985-86
Tudor, John, lhp - 1979-83
Turley, Bob, rhp - 1963

U
Uehara, Koji, rhp - 2013
Umphlett, Tom, cf - 1953
Unglaub, Bob, inf - 1904-05, '07-08
Urbina, Ugueth, rhp - 2001-02

V
Vache, Tex, of - 1925
Valdez, Carlos, rhp - 1998
Valdez, Julio, ss - 1980-83
Valdez, Sergio, rhp - 1994
Valencia, Danny, 3b - 2012
Valentin, John, ss-3b - 1992-01
Valle, Dave, c - 1994
Van Camp, Al, of-1b - 1931-32
Vandenburg, Hy, rhp - 1935
Van Buren, Jermaine, rhp - 2006
Van Dyke, Ben, lhp - 1912
VanEgmond, Tim, rhp - 1994-95
Van Every, Jonathan, of - 2008-10
Varitek, Jason, c - 1997-11
Vaughn, Mo, 1b - 1991-98
Vazquez, Ramon, inf - 2005
Veach, Bobby, rhp - 1924-25
Veale, Bob, lhp - 1972-74
Velazquez, Gil, inf - 2008
Veras, Dario, rhp - 1998
Veras, Wilton, 3b - 1999-00

Vernon, Mickey, 1b - 1956-57
Vick, Sammy, of - 1921
Victorino, Shane, of - 2013
Villarreal, Brayan, rhp - 2013
Viola, Frank, lhp - 1992-94
Vitt, Oscar, inf - 1919-21
Vollmer, Clyde, of - 1950-53
Volz, Jake, rhp - 1901
Volsmik, Joe, lf - 1938-39

W
Wade, Jake, lhp - 1939
Wagner, Charlie, rhp - 1938-42, '46
Wagner, Billy, lhp - 2009
Wagner, Gary, rhp - 1969-70
Wagner, Hal, c - 1944, '46-47
Wagner, Heinie, ss-2b - 1906-13, '15-16, '18
Wakefield, Tim, rhp - 1995-11
Walberg, Rube, lhp - 1934-37
Walker, Chico, of - 1980-81, '83-84
Walker, Tillie, cf - 1916-17
Walker, Todd, 2b - 2003
Wall, Murray, rhp - 1957-59
Walsh, Jimmy, of - 1916-17
Walters, Bucky, rhp - 1933-34
Walters, Fred, c - 1945
Walters, Roxy, c - 1919-23
Wambsganss, Bill, 2b - 1924-25
Wanninger, Pee Wee, ss - 1927
Warner, John, c - 1902
Warstler, Rabbit, ss-2b - 1930-33
Wasdin, John, rhp - 1997-00
Waslewski, Gary, rhp - 1967-68
Watson, Bob, 1b - 1979
Watwood, Johnny, of-1b - 1932-33
Weaver, Monte, rhp - 1939
Webb, Earl, rf - 1930-32
Webster, Allen, rhp - 2013
Webster, Lenny, c - 1999
Webster, Ray, 2b - 1960
Wedge, Eric, c - 1991-92, '94
Weiland, Bob, lhp - 1932-34
Weiland, Kyle, rhp - 2011
Welch, Frank, of - 1927
Welch, Herb, ss - 1925
Welch, Johnny, rhp - 1932-36
Wells, David, lhp - 2005-06
Welzer, Tony, rhp - 1926-27
Wenz, Fred, rhp - 1968-69
Werber, Bill, inf - 1933-36
Werle, Bill, lhp - 1953-54
Wertz, Vic, 1b - 1959-61
West, David, lhp - 1998
Wheeler, Dan, rhp - 2011
White, Matt, lhp - 2003
White, Sammy, c - 1951-59
Whiteman, George, of - 1907, '18
Whiten, Mark, rf - 1995
Whitt, Ernie, c - 1976
Widmar, Al, rhp - 1947
Wight, Bill, lhp - 1951-52
Wilber, Del, c - 1952-54
Wilhoit, Joe, of - 1919
Williams, Dana, lf - 1989
Williams, Dave, lhp - 1902
Williams, Denny, of - 1924-25, '28
Williams, Dib, inf - 1935
Williams, Dick, inf-of - 1963-64
Williams, Ken, of - 1928-29
Williams, Randy, lhp - 2011
Williams, Rip, 1b-c - 1911
Williams, Stan, rhp - 1972
Williams, Ted, lf - 1939-42, '46-60
Williamson, Scott, rhp - 2003-04

Willoughby, Jim, rhp - 1975-77
Wills, Ted, lhp - 1959-62
Wilson, Alex, rhp - 2013
Wilson, Archie, of - 1952
Wilson, Duane, lhp - 1958
Wilson, Earl, rhp - 1959-60, '62-66
Wilson, Gary, 2b - 1902
Wilson, Jack, rhp - 1935-41
Wilson, Jim, rhp - 1945-46
Wilson, John, rhp - 1927-28
Wilson, Les, of - 1911
Wilson, Squanto, 1b - 1914
Wiltse, Hal, lhp - 1926-28
Wingfield, Ted, rhp - 1924-27
Winn, George, lhp - 1919
Winningham, Herm, of - 1992
Winsett, Tom, rhp - 1930-31, '33
Winter, George, rhp - 1901-08
Winters, Clarence, rhp - 1924
Wise, Rick, rhp - 1974-77
Wittig, Johnny, rhp - 1949
Wolcott, Bob, rhp - 1999
Wolfe, Larry, inf - 1979-80
Wolter, Harry, lhp - 1909
Wood, Smoky Joe, rhp - 1908-15
Wood, Joe, rhp - 1944
Wood, Ken, of - 1952
Wood, Wilbur, lhp - 1961-64
Woodard, Steve, rhp - 2003
Woods, John, rhp - 1924
Woods, Johnny, rhp - 1943-45
Woodward, Chris, inf - 2009
Woodward, Rob, rhp - 1985-88
Wooten, Shawn, c-of - 2005
Workman, Brandon, rhp - 2013
Workman, Hoge, rhp - 1924
Worthington, Al, rhp - 1960
Wright, Jim, rhp - 1978-79
Wright, Steven, rhp - 2013
Wright, Tom, of - 1948-51
Wyatt, John, rhp - 1966-68
Wyckoff, John, rhp - 1916-18

X
None

Y
Yastrzemski, Carl, lf-1b - 1961-83
Yerkes, Steve, 2b-ss - 1909, '11-14
York, Rudy, 1b - 1946-47
Youkiliis, Kevin, 1b-3b - 2004-12
Young, Cy, rhp - 1901-08
Young, Matt, lhp - 1991-92
Young, Tim, lhp - 2000

Z
Zahniser, Paul, rhp - 1925-26
Zarilla, Al, of - 1949-50, '52-53
Zauchin, Norm, 1b - 1951, '55-57
Zeiser, Matt, rhp - 1914
Zink, Charlie, rhp - 2008
Zuber, Bill, rhp - 1946-47
Zupcic, Bob, of - 1991-94

All-Time Roster, Continued

All-Time Red Sox Managers (With Positions As Players)

*Baker, Del, c - 1960
Barrow, Ed - 1918-20 (no pro exp.)
Barry, Jack, ss-2b - 1917
Boudreau, Lou, ss - 1952-54
Carrigan, Bill, c - 1913-16, '27-29
Chance, Frank, 1b - 1923
Collins, Jimmy, 3b - 1901-06
Collins, Shano, of - 1931-32
Cronin, Joe, ss - 1935-47
Donovan, Patsy, of - 1910-11
Duffy, Hugh, of - 1921-22
Farrell, John, rhp - 2013
Fohl, Lee - 1924-26, C
Francona, Terry, inf-of - 2004-11
Harris, Bucky, 2b - 1934
Herman, Billy, 2b - 1964-66

Higgins, Mike, 3b - 1955-59, '60-62
Hobson, Butch, 3b - 1992-94
Houk, Ralph, c - 1981-84
Huff, George, c - 1907
Johnson, Darrell, c - 1974-76
Jurgens, Billy, inf - 1959-60
Kasko, Eddie, ss - 1970-73
Kennedy, Kevin, c - 1995-96
Kerrigan, Joe, rhp - 2001
Lake, Fred, c - 1908-09
Little, Grady, c - 2002-03
McCarthy, Joe, inf-of - 1948-50
McGuire, Deacon, c - 1907-08
McManus, Marty, inf - 1932-33
McNamara, John, c - 1985-88
Morgan, Joe, inf - 1988-91

O'Neill, Steve, c - 1950-51
Pesky, Johnny, ss-3b - 1963-64, *80
*Popowski, Eddie, inf - 1969, '73
*Runnels, Pete, 2b-1b - 1966
Stahl, Chick, cf - 1906
Stahl, Jake, 1b-c - 1912-13
Unglaub, Bob, inf - 1907
Valentine, Bobby, of - 2012
Wagner, Heinie, ss-2b - 1930
Williams, Dick, inf-of - 1967-69
Williams, Jimmy, inf - 1997-01
*York, Rudy, 1b - 1959
*Young, Cy, rhp - 1907
Zimmer, Don, inf - 1976-80

*Interim Manager

All-Time Red Sox Coaches (1921-2013) And Head Trainers (1940-2013)

Alicea, Luis - 2007-08
Allenson, Gary - 1992-94
Bailey, Buddy - 2000
Baker, Del - 1945-48, '53-60
Berardino, Dick - 1989-91
Beyeler, Arnie - 2013
Berg, Moe - 1939-41
Bogar, Tim - 2009-12
Brown, Mace - 1965
Bryant, Don - 1974-76
Bumbry, Al - 1988-93
Burke, Jimmy - 1921-23
Burleson, Rick - 1992-93
Burns, Jack - 1955-59
Burwell, Bill - 1944
Butterfield, Brian - 2013
Camilli, Doug - 1970-73
Carey, Tom - 1946-47
Carlucci, Dave - 1996
Cloninger, Tony - 2002-03
Colbrunn, Greg - 2013
Coleman, Bob - 1928
Combs, Earl - 1948-52
Cubbage, Mike - 2002-03
Cumberland, John - 1995, '99-01
Cuyler, Kiki - 1949
Daly, Tom - 1933-46
Doerr, Bobby - 1967-69
Dorish, Harry - 1963
Down, Rick - 2001
Duffy, Hugh - 1931, '39
Easler, Mike - 1993-94
Ellis, Sammy - 1996
Evans, Dwight - 2002
Falk, Bibb - 1934
Farrell, John - 2007-10
Ferriss, Dave - 1955-59
Fischer, Bill - 1985-91
Gale, Rich - 1992-93
Gardner, Billy - 1965-66
***Gregson, Goose - 2003**
Haddix, Harvey - 1971
Hale, DeMarlo - 2006-11
Harper, Tommy - 1980-84, '00-02
Haselman, Bill - 2005-06
Hebner, Richie - 1989-91
Herman, Billy - 1960-64
Hriniak, Walt - 1977-88
Hulswitt, Rudy - 1931-33
Jackson, Al - 1977-79
Jackson, Ron - 2003-06

Jauss, Dave - 1997-99, '01
Johnson, Darrell - 1968-69
Johnson, Ron - 2010-11
Johnson, Tim - 1995-96
Jones, Lynn - 2004-05
Kerrigan, Joe - 1997-01
Kim, Wendell - 1997-00
Kipper, Bob - 2002
Lachemann, Rene - 1985-86
Lakeman, Al - 1963-64, '67-69
Lamont, Gene - 2001
Leiffield, Lefty - 1924-26
Lenhardt, Don - 1970-73
LeVangie, Dana - 2013
Little, Grady - 1997-99
Lovullo, Torey - 2013
Magadan, Dave - 2007-12
Maglie, Sal - 1960-62, '66-67
Malmberg, Harry - 1963-64
Mayo, Eddie - 1951
McCallister, Jack - 1930
McClure, Bob - 2012
McKechnie, Bill - 1952-53
McLaren, John - 1991
McNertney, Jerry - 1988
Melillo, Oscar - 1952-53
Miller, Bing - 1937
Mills, Brad - 2004-09
Mills, Buster - 1954
Morgan, Joe - 1985-88
Narron, Jerry - 2003
Niemann, Randy - 2012
Nieves, Juan - 2013
Nipper, Al - 1995-96, '06
Norman, Nelson - 2001
Ochoa, Alex - 2012
Okrie, Len - 1961-62, '65-66
Oliver, Dave - 1995-96
O'Neill, Steve - 1950
Onslow, Jack - 1934
Owen, Mickey - 1955-56
Pennock, Herb - 1936-39
Pesky, Johnny - 1975-84
Podres, Johnny - 1980
Pole, Dick - 1998
Popowski, Eddie - 1967-74, '76
Rice, Jim - 1995-00
Roarke, Mike - 1994
Rodriguez, Victor - 2013
Rojas, Euclides - 2003-04
Royster, Jerry - 2012

Runnels, Pete - 1965-66
Ryan, John - 1923-27
Schacht, Al - 1935-36
Schreiber, Paul - 1947-58
Schulte, John - 1949-50
Shellenback, Frank - 1940-44
Slider, Rac - 1987-90
Stange, Lee - 1972-74, '81-84
Stanley, Mike - 2002
Starrette, Herm - 1995-97
Susce, George, C.M. - 1950-54
Sveum, Dale - 2004-05
Thomas, George - 1970
Torchia, Tony - 1985
Treuel, Ralph - 2001, '06
Tuck, Gary - 2007-12
Turley, Bob - 1964
Wagner, Charlie - 1970
****Wallace, Dave - 2003-06**
Wathan, John - 1994
Wagner, Heinie - 1927-29
White, Frank - 1994-96
Williams, Dallas - 2003
Williams, Stan - 1975-76
Woodall, Larry - 1942-48
York, Rudy - 1959-62
Yost, Eddie - 1977-84
Curt Young - 2011
Zimmer, Don - 1974-76, '92

*interim **interim in 2003

HEAD TRAINERS

Fadden, Jack - 1950-65
Froelich, Ed - 1948-50
*Green, Win - 1940-47
Jameyson, Rick - 2012-13
LeRoux, Buddy - 1966-74
Lessard, Paul - 2006-09
Moss, Charlie - 1975-94
Reinold, Mike - 2010-11
Rowe, Jim - 1995-05
*****Zawacki, Rich - 1981-00**

**Green was assistant trainer from the mid-1950s through the 1960s.

***Zawacki was the physical therapist with the Red Sox from 1981 and began traveling with the team full-time in 1990.

All-Time Roster, Continued

Relatives Who Played For The Red Sox

BROTHERS	POS.	YEARS	FATHERS/SONS	POS.	YEARS
Barrett, Marty	2B	1982-90	Camilli, Dolf	1B	1945
Barrett, Tommy	2B	1992	Camilli, Doug	Coach	1970-73
Carlyle, Roy	OF	1925-26	Connolly, Sr., Ed	C	1929-32
Carlyle, Cleo	OF	1927	Connolly, Jr., Ed	LHP	1964
Conigliaro, Tony	OF, DH	1964-67, 69-70, 75	Ellsworth, Dick	LHP	1968-69
Conigliaro, Billy	OF	1969-71	Ellsworth, Steve	RHP	1988
Drew, J.D.	RF	2007-11	Ripley, Walt	RHP	1935
Drew, Stephen	SS	2013	Ripley, Allen	RHP	1978-79
Ferrell, Rick	C	1933-37	Sullivan, Haywood	C	1955, '57, 1959-60
Ferrell, Wes	RHP	1934-37	Sullivan, Marc	C	1982, '84-'87
Gaston, Alex	C	1926, 1929	Wood, Smoky Joe	RHP	1908-15
Gaston, Milt	RHP	1929-31	Wood, Joe	RHP	1944
Heving, Johnnie	C	1924-25, 1928-30	GRANDFATHER/SON	POS.	YEARS
Heving, Joe	RHP	1938-40	Collins, John "Shano"	OF	1921-25
Hughes, Long Tom	RHP	1902-03	Gallagher, Bob	PH-PR	1972
Hughes, Ed	RHP	1905-06	UNCLE/NEPHEW	POS.	YEARS
Johnson, Roy	OF	1932-35	Aviles, Ramon	INF	1977
Johnson, Bob	OF	1944-45	Aviles, Mike	INF	2011-12
Martinez, Pedro	RHP	1998-04	Batts, Matt	C	1947-51
Martinez, Ramon	RHP	1999-00	Heep, Danny	OF	1989-90
Sadowski, Ed	C	1960	Dallesandro, Dom	OF	1937
Sadowski, Bob	RHP	1966	Gernert, Dick	1B-OF	1952-59



The Ferrell brothers, pitcher Wes and catcher Rick, were Red Sox teammates from 1934-37. Photo courtesy of The National Baseball Hall of Fame and Museum.

Award Winners

AL Most Valuable Player (Presented By BBWAA)

YEAR	PLAYER	AVG	HR	RBI
1912	Tris Speaker, CF**	.383	†10	98
1938	Jimmie Foxx, 1B	*.349	50	*175
1946	Ted Williams, LF	.342	38	123
1949	Ted Williams, LF	.343	*43	†159
1958	Jackie Jensen, RF	.286	35	*122
1967	Carl Yastrzemski, LF	*.326	†44	*121
1975	Fred Lynn, CF	.331	21	105
1978	Jim Rice, LF/DH	.315	*46	*139
1995	Mo Vaughn, 1B	.300	39	†126
2008	Dustin Pedroia, 2B	.326	17	83

YEAR	PITCHER	W-L	ERA	SO
1986	Roger Clemens, RHP	*24-4	2.48	238

*led league

†tied for league lead

**From 1910-14, this award was officially called the Chalmers Award.

AL Cy Young Award (Presented By BBWAA)

YEAR	PITCHER	W	L	ERA	IP	SO
1967	Jim Lonborg	*22	9	3.16	273.1	*246
1986	Roger Clemens	*24	4	*2.48	254.0	238
1987	Roger Clemens	†20	9	2.97	281.2	256
1991	Roger Clemens	18	10	*2.62	*271.1	*241
1999	Pedro Martinez	*23	4	*2.07	213.1	*313
2000	Pedro Martinez	18	6	*1.74	217.0	*284

* led league

†tied for league lead

NOTE: In 2000, Martinez was a unanimous choice, the 5th in the AL since the award was split between leagues in 1967. He joined Sandy Koufax (1965-66) and Greg Maddux (1994-95) as the only 3 unanimous consecutive season selections.

AL Rookie Of The Year (Presented By BBWAA)

YEAR	PLAYER	AVG	HR	RBI
1950	Walt Dropo, 1B	.322	34	†144
1972	Carlton Fisk, C*	.293	22	61
1975	Fred Lynn, CF	.331	21	105
1997	Nomar Garciaparra, SS*	.306	30	98
2007	Dustin Pedroia, 2B	.317	8	50

YEAR	PITCHER	W-L	ERA	SO
1961	Don Schwall, RHP	15-7	3.22	91

*Unanimous

† tied for league lead

AL Rookie Player/Pitcher Of The Month Awards

YEAR	PLAYER	MONTH	YEAR	PLAYER	MONTH
2004	Kevin Youkilis, 3B	May	2007	Dustin Pedroia, 2B	May
2006	Jonathan Papelbon, RHP	April		Jacoby Ellsbury, CF	September
2007	Hideki Okajima, LHP	April	2013	Jose Iglesias, SS-3B	June

Rawlings Gold Glove Award (Presented Since 1957)

19 different Red Sox have won a total of 37 Gold Glove Awards since the award began in 1957. Dwight Evans (8) is the all-time club leader while Carl Yastrzemski is 2nd with 7.

YEAR	PLAYER	POS	YEAR	PLAYER	POS	YEAR	PLAYER	POS
1957	Frank Malzone	* 3B	1972	Carlton Fisk	C	1985	Dwight Evans	OF
1958	Frank Malzone	3B		Doug Griffin	2B	1990	Mike Boddicker	P
	Jimmy Piersall	CF	1975	Fred Lynn	OF		Ellis Burks	OF
1959	Frank Malzone	3B	1976	Dwight Evans	OF	1991	Tony Peña	C
	Jackie Jensen	RF	1977	Carl Yastrzemski	OF	2005	Jason Varitek	C
1963	Carl Yastrzemski	OF	1978	Dwight Evans	OF	2007	Kevin Youkilis	1B
1965	Carl Yastrzemski	OF		Fred Lynn	OF	2008	Dustin Pedroia	2B
1967	George Scott	1B	1979	Rick Burleson	SS	2011	Adrian Gonzalez	1B
	Carl Yastrzemski	OF		Dwight Evans	OF		Dustin Pedroia	2B
1968	George Scott	1B		Fred Lynn	OF		Jacoby Ellsbury	CF
	Carl Yastrzemski	OF	1980	Fred Lynn	OF	2013	Dustin Pedroia	2B
	Reggie Smith	OF	1981	Dwight Evans	OF		Shane Victorino	OF
1969	Carl Yastrzemski	OF	1982	Dwight Evans	OF			
1971	Carl Yastrzemski	OF	1983	Dwight Evans	OF			
	George Scott	1B	1984	Dwight Evans	OF			

* 1 ML team selected

Award Winners, Continued

Louisville Slugger Silver Slugger Award (Presented Since 1980)

YEAR	PLAYER	POS	YEAR	PLAYER	POS	YEAR	PLAYER	POS
1981	Carney Lansford.....	3B	1989	Wade Boggs.....	3B	2005	David Ortiz.....	DH
	Dwight Evans.....	OF	1990	Ellis Burks.....	OF		Manny Ramirez.....	OF
1983	Wade Boggs.....	3B	1991	Wade Boggs.....	3B		Jason Varitek.....	C
	Jim Rice.....	OF	1995	John Valentin.....	SS	2006	David Ortiz.....	DH
1984	Tony Armas.....	OF		Mo Vaughn.....	1B		Manny Ramirez.....	OF
	Jim Rice.....	OF	1997	Nomar Garciaparra.....	SS	2007	David Ortiz.....	DH
1986	Wade Boggs.....	3B	2001	Manny Ramirez.....	OF	2008	Dustin Pedroia.....	2B
	Don Baylor.....	DH	2002	Manny Ramirez.....	OF	2009	Jason Bay.....	OF
1987	Wade Boggs.....	3B	2003	Bill Mueller.....	3B	2010	Adrian Beltre.....	3B
	Dwight Evans.....	OF		Manny Ramirez.....	OF	2011	Adrian Gonzalez.....	1B
1988	Wade Boggs.....	3B	2004	David Ortiz.....	DH		Jacoby Ellsbury.....	CF
	Mike Greenwell.....	OF		Manny Ramirez.....	OF		David Ortiz.....	DH
1989	Wade Boggs.....	3B				2013	David Ortiz.....	DH

BoSox Club Man Of The Year

Selected for contributions to the success of the Red Sox and for cooperation in community endeavors, the BoSox Club of Boston Man of the Year Award is presented at the annual BoSox Awards Luncheon near the end of the season.

YEAR	PLAYER	POS	YEAR	PLAYER	POS	YEAR	PLAYER	POS
1967	Rico Petrocelli.....	SS	1983	Carl Yastrzemski.....	DH	1999	Trot Nixon.....	RF
1968	Mike Andrews.....	2B	1984	Mike Easler.....	DH	2000	John Harrington.....	EXEC
1969	Lee Stange.....	RHP	1985	Wade Boggs.....	3B	2001	Ben Mondor.....	EXEC
1970	Gerry Moses.....	C	1986	Marty Barrett.....	2B	2002	Carlos Baerga.....	INF
1971	John Kennedy.....	INF	1987	Bruce Hurst.....	LHP	2003	Ron Jackson.....	Hit. Coach
1972	Bob Montgomery.....	C	1988	Bill Fischer.....	Pitch. Coach	2004	Jason Varitek.....	C
1973	Tommy Harper.....	LF	1989	Dennis Lamp.....	RHP	2005	Mike Timlin.....	RHP
1974	Rick Miller.....	CF	1990	Tony Peña.....	C	2006	Gabe Kapler.....	OF
1975	Denny Doyle.....	2B	1991	Tony Fossas.....	LHP	2007	Kevin Youkilis.....	1B
1976	Reggie Cleveland.....	RHP	1992	Roger Clemens.....	RHP	2008	Manny Delcarmen.....	RHP
1977	Butch Hobson.....	3B	1993	Mo Vaughn.....	1B	2009	Mike Lowell.....	3B
1978	Bill Campbell.....	RHP	1994	Ken Ryan.....	RHP	2010	Clay Buchholz.....	RHP
1979	Tom Burgeimer.....	LHP	1995	Tim Lincecum.....	3B	2011	Jed Lowrie.....	INF
1980	Steve Renko.....	RHP	1996	Heathcliff Slocumb.....	RHP	2012	Jarrod Saltalamacchia.....	C
1981	Jerry Remy.....	2B	1997	Wendell Kim.....	3B Coach	2013	Craig Breslow.....	LHP
1982	Bob Stanley.....	RHP	1998	Tim Wakefield.....	RHP			

American League Player/Pitcher Of The Month Awards

YEAR	PLAYER	MONTH	YEAR	PLAYER	MONTH
1975	Fred Lynn, CF.....	June	1993	Danny Darwin, RHP.....	May
1976	Luis Tiant, RHP.....	August	1995	Tim Wakefield, RHP.....	July
1977	Jim Rice, DH.....	July		Erik Hanson, RHP.....	August
1978	Jim Rice, LF.....	May	1996	Mo Vaughn, 1B.....	May
	Jim Rice, LF.....	August	1999	Pedro Martinez, RHP.....	April
1979	Fred Lynn, CF.....	August		Pedro Martinez, RHP.....	May
1980	Chuck Rainey, RHP.....	May		Nomar Garciaparra, SS.....	May
	Bob Stanley, RHP.....	August		Pedro Martinez, RHP.....	June
	Jim Rice, LF (tie, E. Murray, BAL).....	September		Pedro Martinez, RHP.....	September
1981	Dwight Evans, RF.....	May	2000	Pedro Martinez, RHP.....	April
	Mark Clear, RHP.....	May	2001	Pedro Martinez, RHP.....	May
1984	Tony Armas, CF.....	June		Manny Ramirez, LF.....	April
	Roger Clemens, RHP.....	August	2002	Derek Lowe, RHP.....	April
1986	Roger Clemens, RHP.....	April		Pedro Martinez, RHP.....	July
	Wade Boggs, 3B.....	May		Manny Ramirez, LF.....	September
	Roger Clemens, RHP.....	June	2005	David Ortiz, DH.....	September
	Bruce Hurst, LHP.....	September	2006	David Ortiz, DH.....	July
1987	Wade Boggs, 3B.....	June	2007	David Ortiz, DH.....	September
	Dwight Evans, 1B.....	August	2008	JD Drew, RF.....	June
1988	Mike Greenwell, LF.....	June		Jon Lester, LHP.....	July
	Roger Clemens, RHP.....	July		Jon Lester, LHP.....	September
	Bruce Hurst, LHP.....	August	2010	David Ortiz, DH.....	May
1989	Nick Esasky, 1B (tie, G. Bell, TOR).....	August		Jon Lester, LHP.....	May
1990	Roger Clemens, RHP.....	August		Clay Buchholz, RHP.....	August
1991	Roger Clemens, RHP.....	April	2011	Adrian Gonzalez, 1B.....	June
	Roger Clemens, RHP.....	September		Dustin Pedroia, 2B.....	July
1992	Roger Clemens, RHP.....	May	2013	Clay Buchholz, RHP.....	April
	Roger Clemens, RHP.....	August			

Award Winners, Continued

Thomas A. Yawkey Red Sox Most Valuable Player Award

Each year the Boston chapter of the Baseball Writers' Association of America presents the Thomas A. Yawkey Award to the Red Sox Most Valuable Player. From 1937 through 1952 the award went to either a Red Sox or a member of the Boston Braves. The Braves moved to Milwaukee prior to the 1953 season and the award became strictly a Red Sox MVP selection. After Mr. Yawkey's death in 1976, the Boston Writers renamed the award in his honor. Multiple winners include Carl Yastrzemski (6), Roger Clemens (4), Dwight Evans (4), David Ortiz (4), Mo Vaughn (4), Ted Williams (4), Pedro Martinez (3), Rick Burleson (2), Carlton Fisk (2), Nomar Garciaparra (2), Jackie Jensen (2), Ellis Kinder (2), Frank Malzone (2), Jim Rice (2).

YEAR	PLAYER	YEAR	PLAYER	YEAR	PLAYER
1937	Jim Turner, * RHP	1964	Dick Radatz, RHP	1990	Roger Clemens, RHP
1938	Jimmie Foxx, RHP	1965	Carl Yastrzemski, LF	1991	Roger Clemens, RHP
1939	Joe Cronin, SS	1966	Tony Conigliaro, RF	1992	Roger Clemens, RHP
1940	Johnny Cooney, * OF	1967	Carl Yastrzemski, LF	1993	Mo Vaughn, 1B
1941	Ted Williams, LF	1968	Ken Harrelson, 1B-RF	1994	Mo Vaughn, 1B
1942	(No Dinner	1969	Rico Petrocelli, SS-3B	1995	Mo Vaughn, 1B
1943	held during	1970	Carl Yastrzemski, 1B-LF	1996	Mo Vaughn, 1B
1944	World War II)	1971	Reggie Smith, CF-RF	1997	Nomar Garciaparra, SS
1945	Tommy Holmes, * RF	1972	Carlton Fisk, C	1998	Nomar Garciaparra, SS
1946	Ted Williams, LF	1973	Tommy Harper, OF	1999	Pedro Martinez, RHP
1947	Bob Elliott, * 3B	1974	Carl Yastrzemski, 1B-LF	2000	Pedro Martinez, RHP
1948	Johnny Sain, * RHP	1975	Fred Lynn, CF	2001	Trot Nixon, RF
1949	Ted Williams, LF	1976	Carl Yastrzemski, 1B-LF	2002	Derek Lowe, RHP
1950	Billy Goodman, INF	1977	Carlton Fisk, C		Pedro Martinez, RHP
1951	Ellis Kinder, RHP	1978	Jim Rice, LF	2003	Jason Varitek, C
1952	Walker Cooper, * C	1979	Rick Burleson, SS	2004	David Ortiz, DH-1B
1953	Ellis Kinder, RHP	1980	Rick Burleson, SS	2005	David Ortiz, DH-1B
1954	Jackie Jensen, RF	1981	Dwight Evans, RF	2006	David Ortiz, DH-1B
1955	Ted Williams, LF	1982	Dwight Evans, RF	2007	Mike Lowell, 3B
1956	Jim Piersall, CF	1983	Jim Rice, LF	2008	Dustin Pedroia, 2B
1957	Frank Malzone, 3B	1984	Dwight Evans, RF	2009	Kevin Youkilis, 1B-3B
1958	Jackie Jensen, RF		Tony Armas, CF	2010	Adrian Beltre, 3B
1959	Frank Malzone, 3B	1985	Wade Boggs, 3B	2011	Jacoby Ellsbury, CF
1960	Vic Wertz, 1B	1986	Roger Clemens, RHP	2012	Dustin Pedroia, 2B
1961	Chuck Schilling, 2B	1987	Dwight Evans, RF	2013	David Ortiz, DH
1962	Eddie Bressoud, SS	1988	Mike Greenwell, LF		
1963	Carl Yastrzemski, LF	1989	Nick Esasky, 1B		

*Boston Braves

The Boston Writers Chapter also presents other awards annually, if applicable. Since 1990:

YEAR	RED SOX PITCHER	RED SOX ROOKIE	JENSEN SPIRIT	GOOD GUY
1990	Roger Clemens	Dana Kiecker	Tony Pena	Ken Coleman
1991	Roger Clemens	Phil Plantier	Jeff Gray	Tim Horgan
1992	Roger Clemens	Bob Zupcic	Steve Palermo	Ernie Harwell
1993	Danny Darwin	Aaron Sele	Andre Dawson	John Donovan, Jr.
1994	Roger Clemens	Carlos Rodriguez	No Selection	Joe Gillea
1995	Tim Wakefield	Troy O'Leary	No Selection	Frank MacKay
1996	Roger Clemens	No Selection	Bill Haselman	Bill Wanless
1997	Tom Gordon	Nomar Garciaparra	Jeff Frye	Mary Jane Ryan
1998	Pedro Martinez	Jason Varitek	Bret Saberhagen	Jim Corsi
1999	Pedro Martinez	T. Nixon & B. Daubach	Jason Varitek	Mike Port
2000	Pedro Martinez	No Selection	Pete Schourek	Rich Garces
2001	Hideo Nomo	Shea Hillenbrand	Brian Daubach	Jon Miller
2002	Pedro Martinez	Casey Fossum	Tim Wakefield	Johnny Damon
2003	Derek Lowe	No Selection	Kevin Millar	Joe Cochran
2004	Curt Schilling	Kevin Youkilis	Johnny Damon	Joe Castiglione
2005	Tim Wakefield	No Selection	Johnny Damon	J.P. Villaman
2006	Jonathan Papelbon	Jonathan Papelbon	Mike Lowell	Ron Jackson
2007	Josh Beckett	Dustin Pedroia	Kevin Youkilis	Mike Lowell
2008	Jon Lester	Jacoby Ellsbury	Kevin Youkilis	Sean Casey
2009	Jon Lester	Daniel Bard	Nick Green	John Farrell
2010	J. Lester & C Buchholz	Ryan Kalish	Darnell McDonald	Bill Hall
2011	Alfredo Aceves	Josh Reddick	Dustin Pedroia	Jarrod Saltalamacchia
2012	Clay Buchholz	Will Middlebrooks	Mike Aviles	Cody Ross
2013	Jon Lester	Jose Iglesias	Jonny Gomes	David Ross

Award Winners, Continued

Tony Conigliaro Award

In 1990 the Red Sox instituted a national award to honor the memory of their former star outfielder Tony Conigliaro. The award is presented to a Major Leaguer who has overcome adversity through the attributes of spirit, determination and courage that were trademarks of Tony C. A special panel composed of the media, members of the MLB office, Tony's brothers Billy and Richie, and a fan make the selection. The presentation takes place at the Boston BBWA dinner in January.

The 2013 recipient was RHP **John Lackey**. In 2013 with the Red Sox, he put together one of the best seasons of his 11-year major league career after missing all of the 2012 season recovering from Tommy John Surgery. He finished second on the team with 189.1 IP and ranked seventh in the AL with over four strikeouts per walks. He was the winning pitcher in the deciding Game 6 of the 2013 World Series vs. the Cardinals (6.2 IP, 1 R, 9 H, 5 K). The 1st winner was Royals OF Jim Eisenreich, who overcame a neurological movement disorder, Tourette Syndrome, to become a productive performer after being out of baseball for 2 1/2 years. **Bret Saberhagen**, as a Red Sox, won the honor in 1998. After reconstructive surgery in May 1996 months of intensive rehab proved futile. He missed the 1996 season and was signed in Nov. '96 by the Red Sox. He made his 1st start in 2 years on 8/22/97. In 1998 he was 15-8, 3.96 in 31 starts. Red Sox LHP **Jon Lester** was the 2007 award recipient. After undergoing treatment for anaplastic large cell lymphoma, which was diagnosed in August, 2006, and being declared cancer-free that December, Lester returned to the Major Leagues on July 23, 2007. He went 4-0 in 12 apps/11 starts the rest of the season. He made 2 relief appearances in the 2007 ALCS including 3.0 scoreless IP in a Game 4 loss. Jon started and won the decisive WS Game 4 (5.2 scoreless IP) at COL as the Red Sox won their 2nd WS title in 4 seasons.

Conigliaro died 2/24/1990 after an 8-year struggle to return from a massive heart attack that left him severely handicapped. Tony signed with the Red Sox in 1963 after graduation from St. Mary's High School in Lynn, MA. In his only minor league season he hit .363 with 24 HR and 74 RBI in 83 games for Wellsville, earning New York-Penn League MVP Rookie of the Year honors. He broke in with the Red Sox in 1964, hit a HR in his 1st at-bat at Fenway Park, and finished with a .290 AVG and 24 HR to earn an All-Rookie selection. Tony became the youngest player to lead a ML in HR when he hit 32 in 1965 and the youngest AL player to reach 100 career HR. Mel Ott was the youngest in history at 22 years, 4 months and 10 days. Tony was 2nd-youngest (22 years, 6 months and 16 days). His career was tragically shortened when he was hit in the face by a pitch at Fenway Park 8/18/1967. He made a dramatic comeback in 1969, hit 56 HR with 198 RBI in 2 years, but he was never the same player. Conigliaro spent 1971 with the Angels and was out of baseball until he tried another comeback with the Red Sox in 1975. After an excellent Spring Training he made the regular season roster and got the team's 1st hit of that season and later the club's 1st HR. He was outrighted to Triple-A Pawtucket in mid-June and retired shortly thereafter.

YEAR	PLAYER	TEAM	YEAR	PLAYER	TEAM	YEAR	PLAYER	TEAM
1990	Jim Eisenreich.....	KC	1999	Mike Lowell.....	FLA	2006	Freddy Sanchez.....	PIT
1991	Dickie Thon.....	PHI	2000	Kent Mercker.....	ANA	2007	Jon Lester	BOS
1992	Jim Abbott.....	CAL		Tony Saunders.....	FLA	2008	Rocco Baldelli.....	TB
1993	Bo Jackson.....	CWS	2001	Jason Johnson.....	BAL	2001	Jason Johnson.....	BAL
1994	Mark Leiter.....	CAL		Graeme Lloyd.....	MON	2009	Chris Carpenter.....	STL
1995	Scott Radinsky.....	CWS	2002	Jose Rijo.....	CIN	2010	Joaquin Benoit.....	TB
1996	Curtis Pride.....	DET	2003	Jim Mecir.....	OAK	2011	Tony Campana.....	CHC
1997	Eric Davis.....	BAL	2004	Dewon Brazelton.....	TB	2012	R.A. Dickey.....	NYM
1998	Bret Saberhagen.....	BOS	2005	Aaron Cook.....	COL	2013	John Lackey	BOS

The Hutch Award

The Hutch Award has been given annually to the Major League player who best exemplifies the character, fighting spirit and competitive desire of the late pitcher (Detroit 1939-53) and manager (Tigers, Cardinals, Reds), Fred Hutchinson. The award, which sits in the Baseball Hall of Fame in Cooperstown, NY, was instituted in 1965 and is sponsored by the Fred Hutchinson Cancer Research Center in Seattle, WA. Five Red Sox players have received the award: Carl Yastrzemski in 1967, Tony Conigliaro in 1970, Andre Dawson in 1994, Mark Loretta in 2006 and Jon Lester in 2008. Mickey Mantle was the first recipient in 1965. Raul Ibanez was the 2013 selection.

Heart and Hustle Award

The Heart and Hustle Award is given annually by the Major League Baseball Players Alumni Association to the active Major League player who demonstrates a passion for the game of baseball and best embodies the values, spirit, and tradition of the game. It is the only award in MLB that is voted on by former players. In 2013, **Dustin Pedroia** became the first Red Sox to receive the award. David Eckstein was the first recipient in 2005.

Red Sox in the All-Star Game

Luis Alicea, coach (1).....	2008
Mike Andrews, second base (1).....	1969
Luis Aparicio, shortstop (2).....	1971 , 72
Tony Armas, outfield (1).....	1984
Del Baker, coach (1).....	1947
Jason Bay, outfielder (1).....	2009
Josh Beckett, pitcher (3).....	2007, 2009, 2011
Gary Bell, pitcher (1).....	1968
Adrian Beltre, third base (1).....	2010
Wade Boggs, third base (8).....	1985, 86, 87, 88, 89, 90, 91, 92
Lou Boudreau, coach (1).....	1953
Eddie Bressoud, shortstop (1).....	1964
Tom Brewer, pitcher (1).....	1956
Don Bryant, coach (1).....	1976
Clay Buchholz, pitcher (2).....	2010, 2013
Tom Burgmeier, pitcher (1).....	1980
Ellis Burks, outfielder (1).....	1990
Rick Burleson, shortstop (3).....	1977 , 78, 79
Bill Campbell, pitcher (1).....	1977
Mark Clear, pitcher (1).....	1982
Roger Clemens, pitcher (5).....	1986 , 88, 90, 91, 92
Matt Clement, pitcher (1).....	2005
Eddie Collins, coach (1).....	1933
Tony Conigliaro, outfielder (1).....	1967
Scott Cooper, third base (2).....	1993, 94
Roger Cramer, outfielder (4).....	1937, 38, 39 , 40
Joe Cronin, manager, coach, shortstop (9).....	1935 , 36, 37, 38, 39 , 40*, 41 , 44, 47*, 83†
Ray Culp, pitcher (1).....	1969
Tom Daley, coach (1).....	1940
Johnny Damon, outfielder (2).....	2002, 2005
Dom DiMaggio, outfielder (7).....	1941, 42, 46, 49 , 50, 51 , 52
Joe Dobson, pitcher (1).....	1948
Bobby Doerr, second base (9).....	1941 , 42, 43, 44, 46, 47, 48 , 50 , 51, 88†
J.D. Drew, outfielder (1).....	2008
Walter Dropo, first base (1).....	1950
Dennis Eckersley, pitcher (1).....	1982
Jacoby Ellsbury, outfielder (1).....	2011
Dwight Evans, outfielder (3).....	1978, 81, 87
Carl Everett, outfielder (1).....	2000
John Farrell, coach (1).....	2008
Rick Ferrell, catcher (4).....	1933 , 34, 35, 36
Dave Ferriss, pitcher (1).....	1946
Lou Finney, outfielder (1).....	1940
Bill Fischer, coach (1).....	1987
Carlton Fisk, catcher (7).....	1972, 73 , 74, 76, 77, 78, 80 , 99†
Mike Fornieles, pitcher (1).....	1961 (1st G)
Pete Fox, outfielder (1).....	1944
Jimmie Foxx, third base, first base (6).....	1936, 37, 38 , 39, 40 , 41
Terry Francona, manager (2).....	2005*, 08*
Nomar Garciaparra, shortstop (5).....	1997, 99 , 00, 02, 03
Rich Gedman, catcher (2).....	1985, 86
Adrian Gonzalez, first base (1).....	2011
Billy Goodman, first base, second base (2).....	1949, 53
Tom Gordon, pitcher (1).....	1998
Mike Greenwell, outfielder (2).....	1988, 89
Lefty Grove, pitcher (5).....	1935, 36 , 37, 38, 39
DeMarlo Hale, coach (1).....	2008
Erik Hanson, pitcher (1).....	1995
Ken Harrelson, outfielder (1).....	1968
Mickey Harris, pitcher (1).....	1946
Bill Haselman, coach (1).....	2005
Mike Higgins, coach (1).....	1961 (2nd G)
Shea Hillenbrand, third base (1).....	2002
Tex Hughson, pitcher (3).....	1942, 43, 44
Bruce Hurst, pitcher (1).....	1987
Ron Jackson, coach (1).....	2005

Bold Red indicates selected to start game

*Manager, AL Team

†Honorary AL Captain

Teams chosen by vote of fans 1947 thru 1957 and 1970 on; 2 games were played 1959-62



Red Sox in the All-Star Game, Continued

Jackie Jensen, outfielder (2)	1955, 58
Bob Johnson, outfielder (1)	1944
Darrell Johnson, manager (1)	1976*
Lynn Jones, coach (1)	2005
Oscar Judd, pitcher (1)	1943
George Kell, third base (2)	1952, 53
Bill Lee, pitcher (1)	1973
Jon Lester, pitcher (2)	2010, 2011
Jim Lonborg, pitcher (1)	1967
Mark Loretta, second base (1)	2006
Derek Lowe, pitcher (2)	2000, 02
Mike Lowell, third base (1)	2007
Fred Lynn, outfielder (6)	1975, 76, 77, 78, 79, 80
Dave Magadan, coach (1)	2008
Frank Malzone, third base (8)	1957, 58, 59, 59, 60, 60, 63, 64
Felix Mantilla, second base (1)	1965
Pedro Martinez, pitcher (4)	1998, 99, 2000, 02
Victor Martinez, catcher (1)	2010
John McNamara, manager, coach (2)	1986, 87*
Brad Mills, coach (2)	2005, 08
Bill Monbouquette, pitcher (4)	1960, 60, 62 (1st G), 63
Joe Morgan, coach (1)	1989
Jerry Moses, catcher (1)	1970
Jose Offerman, second base (1)	1999
Hideki Okajima, pitcher (1)	2007
David Ortiz, designated hitter, first base (9)	2004, 05, 06, 07, 08, 10, 11, 12, 13
Jonathan Papelbon, pitcher (4)	2006, 07, 08, 09
Mel Parnell, pitcher (2)	1949, 51
Dustin Pedroia, second base (4)	2008, 09, 10, 13
Johnny Pesky, shortstop, coach (2)	1946, 63
Rico Petrocelli, shortstop (2)	1967, 69
Jimmy Piersall, outfielder (2)	1954, 56
Dick Radatz, pitcher (2)	1963, 64
Manny Ramirez, outfielder (8)	2001, 02, 03, 04, 05, 06, 07, 08
Jeff Reardon, pitcher (1)	1991
Jerry Remy, second base (1)	1978
Jim Rice, outfielder, coach (9)	1977, 78, 79, 80, 83, 84, 85, 86, 99
Pete Runnels, first base, second base (5)	1959, 59, 60, 60, 62 (2nd G)
Jose Santiago, pitcher (1)	1968
Curt Schilling, pitcher (1)	2004
Don Schwall, pitcher (1)	1961 (2nd G)
George Scott, first base (2)	1966, 77
Sonny Siebert, pitcher (1)	1971
Reggie Smith, outfielder (2)	1969, 72
Bob Stanley, pitcher (2)	1979, 83
Vern Stephens, shortstop, third base (4)	1948, 49, 50, 51
Frank Sullivan, pitcher (2)	1955, 56
Dale Sveum, coach	2005
Birdie Tebbetts, catcher (2)	1948, 49
Luis Tiant, pitcher (2)	1974, 76
Gary Tuck, coach (1)	2008
Ugueth Urbina, pitcher (1)	2002
Jason Varitek, catcher (2)	2003, 05
Mo Vaughn, first base (3)	1995, 96, 98
Mickey Vernon, first base (1)	1956
Hal Wagner, catcher (1)	1946
Tim Wakefield, pitcher (1)	2009
Dave Wallace, coach	2005
Sammy White, catcher (1)	1953
Dick Williams, manager (1)	1968*
Jimmy Williams, coach (1)	1999
Ted Williams, OF (18)	1940, 41, 42, 46, 47, 48, 49, 50, 51, 54, 55, 56, 57, 58, 59, 59, 60, 60
Carl Yastrzemski, OF, first base (18)	1963, 65, 66, 67, 68, 69, 70, 71, 72, 73, 74, 75, 76, 77, 78, 79, 82, 83, 89†
Rudy York, first base (1)	1946
Kevin Youkilis, first base, third base (3)	2008, 09, 11
Don Zimmer, coach (1)	1978

Bold Red indicates selected to start game

*Manager, AL Team

†Honorary AL Captain

Teams chosen by vote of fans 1947 thru 1957 and 1970 on; 2 games were played 1959-62

Red Sox in the All-Star Game, Continued

ALL-STAR GAME HOME RUNS BY RED SOX

PLAYER	DATE	WHERE	INN.	ON BASE	PITCHER
Ted Williams	7/8/41	DET	9th	2	Claude Passeau
Bobby Doerr	7/13/43	PHI (AL)-a	2nd	2	Mort Cooper
Ted Williams	7/9/46	Fenway	4th	0	Kirby Higbe
Ted Williams	7/9/46	Fenway	8th	2	Rip Sewell
Ted Williams	7/10/56	WAS-b	6th	1	Warren Spahn
Frank Malzone	8/3/59	LAD-c	2nd	0	Don Drysdale
Pete Runnels	7/30/62	CHC	3rd	0	Art Mahaffey
Carl Yastrzemski (PH)	7/15/75	MIL	6th	2	Tom Seaver
Fred Lynn	7/13/76	PHI (NL)	4th	0	Tom Seaver
George Scott	7/19/77	NYN	9th	1	Rich Gossage
Fred Lynn	7/17/79	SEA	1st	1	Steve Carlton
Fred Lynn	7/8/80	LAD-d	5th	1	Bob Welch
Jim Rice	7/6/83	CWS	3rd	0	Atlee Hammaker
Wade Boggs	7/11/89	ANA	1st	0	Rick Reuschel
Manny Ramirez	7/13/04	HOU	1st	1	Roger Clemens
David Ortiz	7/13/04	HOU	6th	1	Carl Pavano
J.D. Drew	7/15/08	NYN	7th	1	Edinson Volquez
Adrian Gonzalez	7/12/11	ARI	4th	0	Cliff Lee

a-Shibe Park b-Griffith Stadium c-LA Coliseum d-Dodger Stadium

RED SOX PITCHERS WHO HAVE STARTED THE ALL-STAR GAME

PITCHER	YEAR/CITY	DEC.	IP	H	R	ER	BB	SO
Lefty Grove	1936/Boston (NL)	Lost	3.0	3	2	2	2	2
Mel Parnell	1949/Brooklyn	ND	†1.0	3	3	3	1	1
Bill Monbouquette	1960/Kansas City	Lost	2.0	5	4	4	0	2
Dennis Eckersley	1982/Montreal	Lost	3.0	2	3	3	2	1
Roger Clemens*	1986/Houston	Won	3.0	0	0	0	0	2
Pedro Martinez*	1999/Boston	Won	2.0	0	0	0	0	5
Derek Lowe	2002/Milwaukee	ND	2.0	2	1	1	0	0

*Selected MVP †Faced 3 batters in 2nd inning

MOST HITS IN AN ALL-STAR GAME

Ted Williams and Carl Yastrzemski are tied with Joe Medwick for most hits in an All-Star Game with 4. Williams had his 4 (2 singles, 2 home runs) on 7/9/1946 at Fenway Park in an American League 12-0 win. Yastrzemski hit 3 singles and a double 7/14/1970 in Cincinnati in a 12-inning, 5-4 National League win. He was named Outstanding Player of the game.



All-Star Games at Fenway Park

On 7/13/1999, the Red Sox hosted the 3rd All-Star Game ever to be played at Fenway Park. The American League defeated the National League, 4-1, as Pedro Martinez, the eventual MVP of the Mid-Summer Classic, started and struck out 5 of the 1st 6 batters he faced for the win.

Fenway Park was the site of the 2nd All-Star Game played in 1961. That game featured solid pitching by both sides and ended in a 1-1 tie that was called after 9 innings and a 30-minute rain delay. The Tigers' Rocky Colavito hit a 1st-inning home run for the AL, which managed only 4 hits in the game. The Nationals' only run scored on an RBI single by the Cardinals' Bill White off Red Sox rookie Don Schwall, who allowed all 5 NL hits in 3.0 innings. The other Red Sox representative at the '61 game at Fenway was manager Mike Higgins, who served as a coach.

The 1st game held at Fenway was on 7/9/1946 after a 1-year hiatus due to World War II-related travel restrictions. The American League defeated the National League, 12-0, in a game highlighted by the hitting heroics of Ted Williams. Williams delivered 2 home runs, 2 singles and a walk in his 5 at-bats scoring 4 runs and driving in 5. The AL had 14 hits, the NL 3. In addition to Williams, 7 other Red Sox were AL All-Stars in '46: Johnny Pesky, Dom DiMaggio, Bobby Doerr, Rudy York, Hal Wagner, Dave Ferriss and Mickey Harris.

1945 All-Star Replacement Game

The 1945 All-Star Game was scheduled for Fenway Park. However, due to the on-going war in Europe and with Japan, the game was cancelled, the only year no game has been played since the series began in 1933.

On 7/9-10/1945, there were 9 exhibitions played with proceeds going to benefit various war relief efforts. On 7/9, games were played at Chicago's Comiskey Park (Cubs vs. White Sox), New York's Polo Grounds (Yankees vs. Giants), in Great Lakes, IL (Athletics vs. Great Lakes Navy Team), in Cleveland (Reds vs. Indians) and Indiantown Gap, PA (Pirates vs. Indiantown Gap Army Team). The biggest crowds were 47,144 in Chicago and 41,267 in New York.

On 7/10, games were played at Washington's Griffith Stadium (Dodgers vs. Senators), St. Louis' Sportsman's Park (Cardinals vs. Browns), Boston's Fenway Park (Braves vs. Red Sox) and Philadelphia's Shibe Park (Phillies vs. Athletics). The highest attendance figures were in Washington (28,791) and St. Louis (24,113).

The only ML team that didn't play was Detroit, who was denied permission to travel to Pittsburgh by the U.S. Government. The Pirates therefore played a U.S. Army team. The A's played a game each day in 2 locations.

The game at Fenway Park drew 22,809 plus 846 servicemen and women and raised \$70,000 for the United War Fund. New Commissioner Senator A.B. "Happy" Chandler, made his 1st official visit to Boston and took part in the 1st-pitch ceremonies with Massachusetts Governor Maurice Tobin.

The Red Sox won the game, 8-1, behind rookie pitching star Dave Ferriss and 3 hits, including a home run, by rightfielder George "Catfish" Metkovich.

1945 All-Star Replacement Game Box Score

Braves	0	0	0	0	0	0	1	0	0	--	1	7	0
Red Sox	0	2	2	0	0	2	1	1	x	--	8	13	0

Braves - Javery (L), Hutchings (4), J. Tobin (5), Hutchinson (7) and Masi
Red Sox - Ferriss (W), Heflin (4), Hausmann (7) and Garbark, Walters (4)
HR - Metkovich

T - 1:42; Att.- 22,809

Special thanks to Walt Wilson of the Society for American Baseball Research (SABR) and the *Boston Globe* sports department for the information on the 1945 All-Star replacement games.



Ted Williams waved to the crowd at the 1999 All-Star Game.

Red Sox Hall of Fame/Cooperstown

Since its inception in 1995, the Red Sox Hall of Fame has recognized the outstanding careers of former Red Sox players and managers. A 16-member selection committee made up of Red Sox broadcasters and executives, past and present media personnel, and representatives from The Sports Museum of New England and the BoSox Booster Club is responsible for electing candidates. The feats of non-uniformed Red Sox executive personnel/ Red Sox broadcasters are also considered for induction. A memorable moment in Red Sox history is recognized as well for its special significance. To be eligible for nomination, players/managers must have spent at least 3 years with the Red Sox and must have been out of uniform as an active player/manager at least 3 years. Non-uniformed personnel selected and the memorable moment will be chosen only by a unanimous vote of the Selection Committee. The next Red Sox Hall of Fame induction ceremony will take place later this summer.

The Red Sox Hall of Fame's 1995 inaugural class of 16 included 8 inductees who had previously been elected to the National Baseball Hall of Fame. The names of all 16 Red Sox Hall of Fame inductees who had been enshrined in Cooperstown prior to becoming Red Sox Hall of Famers are in boldface below.

Red Sox Hall of Famers

NAME	POSITION	INDUCTED	YEARS WITH BOSTON
Barrett, Marty	2B	2012	1982-90
Boggs, Wade*	3B	2004	1982-92
Bresciani, Dick	Executive	2006	1972-
Burks, Ellis	CF	2012	1987-92, 2004
Burleson, Rick	SS	2002	1974-80
Carrigan, Bill	C/Manager	2004	1906, 1908-16, 1927-29
Coleman, Ken	Broadcaster	2000	1966-74, 1979-89
Collins, Eddie*	Executive	2006	1933-51
Collins, Jimmy*	3B/Manager	2004	1901-07
Conigliaro, Tony	RF	1995	1964-67, 1969-70, 1975
Cronin, Joe*	SS/Manager	1995	1935-47
Digby, George	Scout	2008	1944-94
DiMaggio, Dom	CF	1995	1940-42, 1946-53
Dobson, Joe	RHP	2012	1941-43, 1946-50, 1954
Doerr, Bobby*	2B/Coach	1995	1937-51, 1967-69
Eckersley, Dennis*	RHP	2004	1978-84, 1998
Evans, Dwight	RF/Coach	2000	1972-90, 2002
Ferrell, Rick*	C	1995	1933-37
Ferrell, Wes	RHP	2008	1934-37
Ferriss, Boo	RHP/Coach	2002	1945-50, 1955-59
Fisk, Carlton*	C	1997	1969, 1971-80
Fox, Jimmie*	1B	1997	1936-42
Gardner, Larry	3B	2000	1908-17
Goodman, Billy	INF/OF	2004	1947-57
Gorman, Lou	Executive	2002	1984-11
Gowdy, Curt*%	Broadcaster	2000	1951-65
Greenwell, Mike	LF	2008	1985-96
Grove, Lefty*	LHP	2002	1934-41
Harper, Tommy	OF/Coach	2010	1972-74, 1980-85, 2000
Harrington, John	Executive	2002	1973-02
Hooper, Harry*	RF	1997	1909-20
Hughson, Tex	RHP	2002	1941-44, 1946-49
Hurst, Bruce	LHP	2004	1980-88
Kasko, Eddie	SS/Manager/Executive	2010	1966-94
Kenney, Sr., Ed	Executive	2008	1948-91
Kinder, Ellis	RHP	2006	1948-55
Jensen, Jackie	RF	2000	1954-59, 1961
Lee, Bill	LHP	2008	1969-78
Leonard, Dutch	LHP	2012	1913-18
Lewis, Duffy	LF	2002	1910-17
Lonborg, Jim	RHP	2002	1965-71
Lynn, Fred	CF	2002	1974-80
Malzone, Frank	3B	1995	1955-65
Martin, Ned	Broadcaster	2000	1961-92
Monbouquette, Bill	RHP	2000	1958-65
Mondor, Ben	PawSox Owner	2004	1977-10
Mooney, Joe	Groundskeeper	2012	1970-

*Elected to Cooperstown Hall of Fame. %Curt Gowdy was awarded the Ford C. Frick Award in 1984.

Red Sox Hall of Fame/Cooperstown, Continued

Red Sox Hall Of Famers (Cont.)

NAME	POSITION	INDUCTED	YEARS WITH BOSTON
Morgan, Joe	Coach/Manager	2006	1988-91
O'Connell, Dick	Executive	1997	1949-77
Parnell, Mel	LHP	1997	1947-56
Pennock, Herb*	LHP/Coach	1995	1915-22, 1934, 1936-39
Pesky, Johnny	SS/3B/Coach	1995	1942, 1946-52, 1975-84
Petrocelli, Rico	SS/3B	1997	1963, 1965-76
Piersall, Jimmy	CF	2010	1950, 1952-58
Radatz, Dick	RHP	1997	1962-66
Remy, Jerry	2B	2006	1978-84
Rice, Jim*	LF/Coach	1995	1974-89, 1995-2000
Ruffing, Red*	RHP	1995	1924-30
Runnels, Pete	1B/2B/Coach	2004	1958-62, 1965-66
Ruth, Babe*	LHP/OF	1995	1914-19
Scott, Everett	SS	2008	1914-21
Scott, George	1B	2006	1966-71, 1977-79
Smith, Reggie	CF/RF	2000	1966-73
Speaker, Tris*	CF	2000	1907-15
Stanley, Bob	RHP	2000	1977-89
Stephens, Vern	SS	2006	1948-52
Sullivan, Frank	RHP	2008	1953-60
Sullivan, Haywood	C/Executive	2004	1966-93
Taylor, John I.	Owner	2012	1904-11
Tiant, Luis	RHP	1997	1971-78
Valentin, John	SS/3B	2010	1992-01
Vaughn, Mo	1B	2008	1991-98
Williams, Dick*	OF/Manager	2006	1963-64, 1967-69
Williams, Ted*	LF	1995	1939-60
Wood, Smoky Joe	RHP	1995	1908-15
Yastrzemski, Carl*	LF	1995	1961-83
Yawkey, Jean	Owner	1995	1976-92
Yawkey, Tom*	Owner	1995	1933-76
Young, Cy*	RHP	1997	1901-08
Zimmer, Don	Coach/Manager	2010	1974-80, 1992

*Elected to Cooperstown Hall of Fame.



Former Red Sox players Roger Clemens, Nomar Garciaparra, and Pedro Martinez will be inducted into the Red Sox Hall of Fame in August 2014. Joe Castiglione, Red Sox radio broadcaster since 1983, has been chosen as the non-uniformed inductee.

Red Sox Hall of Fame/Cooperstown, Continued

Red Sox Hall Of Fame Most Memorable Moments

YEAR	MOMENT
2012	Final game of 1967 season (10/1) when Red Sox clinched the pennant, featuring Carl Yastrzemski and Jim Lonborg.
2010	Tom Brunansky's sliding catch vs. CWS to end the season and clinch the AL East on 10/3/1990.
2008	Ted Williams' last HR on his final at-bat, 9/28/1960 at Fenway Park.
2008	Curt Schilling's 10/19/2004 ALCS Game 6 win in Yankee Stadium.
2006	Dave Roberts' 9th-inning stolen base in Game 4 of the 2004 ALCS in Fenway Park.
2004	Bernie Carbo's 2-out, pinch-hit, game-tying, 3-run HR in the 8th inning of Game 6 in the 1975 WS vs. the Cincinnati Reds in Fenway Park.
2002	Earl Wilson's no-hit game vs. the Los Angeles Angels on 6/26/1962 in Fenway Park, the 1st by an African American in AL history.
2000	Dave Henderson's 9th-inning, 2-out, go-ahead HR in Game 5 of the 1986 ALCS in Anaheim.
1997	Carlton Fisk's 12th-inning, winning HR in Game 6, the 1975 WS vs Cincinnati.
1995	Roger Clemens' 1st ML record 20-K game 4/29/1986 vs. Seattle in Fenway Park.

Other Red Sox In Cooperstown

A number of other Hall of Famers wore Red Sox uniforms:

PLAYER	POSITION	RED SOX YEARS	GAMES	INDUCTED
Jesse Burkett	OF	1905	149	1946
Jack Chesbro	P	1909	1	1946
Al Simmons	OF	1943	40	1953
Heinie Manush	OF	1936	82	1964
Waite Hoyt	P	1919-20	35	1969
Lou Boudreau	SS	1951-52	86	1970
George Kell	2B-OF	1952-54	235	1983
Juan Marichal	P	1974	11	1983
Luis Aparicio	SS	1971-73	367	1984
Ferguson Jenkins	P	1976-77	58	1991
Tom Seaver	P	1986	16	1992
Orlando Cepeda	DH	1973	142	1999
Tony Perez	1B	1980-82	304	2000
Rickey Henderson	OF	2002	72	2009
Andre Dawson	OF	1993-94	196	2010

In addition to Jimmy Collins and Joe Cronin, 9 other Cooperstown Hall of Famers have managed the Red Sox:

MANAGER	RED SOX YEARS	GAMES	INDUCTED
Cy Young	1907	6	1937
Hugh Duffy	1921-22	308	1945
Frank Chance	1923	154	1946
Ed Barrow	1918-20	418	1953
Joe McCarthy	1948-50	369	1957
Lou Boudreau	1952-54	463	1970
Bucky Harris	1934	153	1975
Billy Herman	1964-66	310 (includes 2 gms as interim mgr. in 1964)	1975
Dick Williams	1967-69	477	2008

Retired Numbers

The Red Sox 1st wore numbers on their uniforms in 1931. The Red Sox' policy on retiring uniform numbers is based on the following criteria: 1) Election to the National Baseball Hall of Fame, 2) At least 10 years played with the Red Sox and 3) Finish his career with the club. In 1997 the Red Sox retired No. 42, joining the rest of MLB in honoring the legacy of Jackie Robinson. Johnny Pesky, who is not in the National Baseball Hall of Fame, is the only exception to these rules.



4-Joe Cronin, SS-Mgr.

Born: October 12, 1906 in San Francisco, CA

Died: September 7, 1984 in Osterville, MA

Batted/Threw: Right/Right

Number formally retired: May 29, 1984

Red Sox Player: 1935-45

Red Sox Manager: 1935-47

Red Sox GM: 1948-58

Playing Record

	AVG	G	AB	R	H	2B	3B	HR	TB	RBI	BB	SO	SB
Red Sox Totals	.300	1134	3892	645	1168	270	44	119	1883	737	585	408	31
Major League Totals	.301	2124	7579	1233	2285	515	118	170	3546	1424	1059	700	87

Managerial Record

	W	L	PCT
Red Sox Totals	1071	916	.539
Major League Totals	1236	1055	.540

Career Highlights

1st modern-day player to become a league president...Compiled a .301 batting AVG in 20 major league seasons...Participated in 12 All-Star Games for AL: player in 6 (1933-35-37-38-39-41), player/manager in 1 (1934), manager in 2 (1940 and 1947), coach in 2 (1936 and 1944), & Honorary Captain in 1 (1983)...The AL won 9 of the 12 games in which he took part...Spent 24 seasons with Red Sox as player, manager and general manager...Managed the Red Sox for 13 seasons (1935-47), most in team history...Leads all Red Sox managers with 1,071 wins (Mike Higgins is 2nd with 543)...Member of Pirates' 1927 World Series team but did not play; ...AL MVP in 1930 at the age of 23 with Senators...Led AL in triples in 1932; led AL in doubles in 1933 and 1938...Managed Senators to AL pennant in first season as player/manager in 1933...Sold to Red Sox after 1934 season for \$250,000 (a tremendous amount in the Depression era) (Red Sox also sent SS Lyn Lary to Washington to complete deal)...In 1940, was named to manage AL All-Star team after league officials ruled Yankees manager Joe McCarthy had managed too many consecutive games (4)...Became 1st player to hit pinch homers in both games of a doubleheader, June 17, 1943 (in a stretch when he hit three 3-run pinch homers in 4 at-bats)...Holds AL record with 5 pinch-hit home runs in 1943...Playing career ended with a broken leg at Yankee Stadium, 4/19/1945...Managed Red Sox to AL pennant in 1946...Promoted to Red Sox general manager, 9/29/1947...Elected to National Baseball HOF in 1956...Named AL President, 1/31/1959...Named AL Chairman, 1/1/1974...Formally inducted into the Red Sox Hall of Fame, 11/1/1995.



1-Bobby Doerr, 2B

Born: April 7, 1918 in Los Angeles, CA

Red Sox Player: 1937-44, '46-'51

Batted/Threw: Right/Right

Red Sox Coach: 1967-69

Number formally retired: May 21, 1988

Playing Record

	AVG	G	AB	R	H	2B	3B	HR	TB	RBI	BB	SO	SB
Red Sox Totals	.288	1865	7093	1094	2042	381	89	223	3270	1247	809	608	54
Major League Totals	.288	1865	7093	1094	2042	381	89	223	3270	1247	809	608	54

Career Highlights

Ranks among all-time Red Sox leaders in runs, hits, singles, doubles, triples, home runs, RBI, walks, sacrifice hits, extra-base hits, total bases and times on base...Named to All-Star Game 9 times (5 times as starter)...Played 14 seasons with the Red Sox (1937-44, 1946-51), before retiring due to back injury...Had 6 100-RBI seasons, the last in 1950; it would be 25 years before another 2nd baseman would drive in 100 runs (Joe Morgan in 1975)...Led AL with a .528 SLG in 1944...Named The Sporting News AL Player of the Year in 1944...Only Red Sox to hit for cycle twice (5/17/44 vs. St. Louis, 5/13/47 vs. Chicago)...Hit .409 (9-22) in 1946 World Series to lead team...Had a home run and 2 RBI in 1948 one-game AL playoff vs. Cleveland...Tied Dom DiMaggio for AL lead with 11 triples in 1950...Coached for Red Sox (1967-69) and Blue Jays (1977-81)...Elected to National Baseball Hall of Fame in 1986...Nine-time AL All-Star and also served as Honorary Captain for the 1988 All-Star Game...Formally inducted into the Red Sox Hall of Fame, 11/1/1995.

Retired Numbers, Continued



27-Carlton Fisk, C

Born: December 26, 1947 in Bellows Falls, VT

Red Sox Player: 1969, 1971-80

Batted/Threw: Right/Right

Number formally retired: September 4, 2000

Playing Record

	AVG	G	AB	R	H	2B	3B	HR	TB	RBI	BB	SO	SB
Red Sox Totals	.284	1078	3860	627	1097	207	33	162	1856	568	389	588	61
Major League Totals	.269	2499	8756	1276	2356	421	47	376	3999	1330	849	1386	128

Career Highlights

Caught more games (2,226) and hit more HR (351 of career 376) than any catcher in ML history...After 24 seasons, retired as 1 of 3 catchers in ML history with 300 HR, 1,000 runs scored and 1,000 RBI...Was all-time Red Sox leader in games caught, 990, until broken by Jason Varitek in 2006 and second in putouts, 5,111...Overall appeared in 11 All-Star Games, his last in 1991 at the age of 43...A 7-time All-Star (1972-74, 76-78, 80) for Boston, he was voted to start 4 times as a Red Sox...1st unanimous winner of the AL Rookie of the Year Award in 1972...Tied for AL in triples with 9 in 1972...Won the 1972 AL Rawlings Gold Glove Award for defensive excellence...Hit game-winning 12th-inning home run in Game 6 of the 1975 World Series, remembered as 1 of the most dramatic moments in baseball history...Became just the 5th catcher in major league history to score and drive in 100 or more runs in 1977, when he hit .315 with 106 runs scored and 102 RBI...Set the ML record in 1977 with only 4 passed balls in 151 games (broken by Gary Carter, 1 with Montreal in 1978)...Inducted into the Boston Red Sox Hall of Fame on 9/8/1997...Named AL Honorary Captain for the 1999 Game at Fenway Park...Became the 13th catcher to be inducted into the National Baseball Hall of Fame in Cooperstown, NY on 7/23/2000.



6-Johnny Pesky, SS-3B

Born: February 27, 1919 in Portland, OR

Died: August 13, 2012 in Danvers, MA

Batted/Threw: Left/Right

Number formally retired: September 28, 2008

Red Sox Player: 1942, 1946-52

Red Sox Manager: 1963-64, '80

Red Sox Broadcaster: 1969-74

Red Sox Coach: 1975-84

Playing Record

	AVG	G	AB	R	H	2B	3B	HR	TB	RBI	BB	SO	SB
Red Sox Totals	.313	1029	4085	776	1277	196	46	13	1604	361	581	189	48
Major League Totals	.307	1270	4745	867	1455	226	50	17	1820	404	662	218	53

Managerial Record

	W	L	PCT
Red Sox Totals	147	179	.451
Major League Totals	147	179	.451

Career Highlights

Ranks among Boston's career leaders in OBP, runs and at-bats per strikeout...Ranks 8th with all-time .313 AVG with Red Sox (min. 2000 PA)...Led AL with over 200 hits in 1st 3 Red Sox seasons, 1st ML player to do so...Led ML with 205 hits, club rookie record until Garciaparra's 209 in 1997...3, 200-hit seasons were Red Sox record until surpassed by Boggs (7) and Rice (4)...Batted .331 in rookie 1942 season, 2nd behind Ted Williams (.356) in the AL...Set an AL record 6 runs 5/8/1946 vs. Chicago...Coached Triple-A Denver in 1955 and managed in the Detroit system with 5 teams, 1956-60...Spent part of 1959 managing the Cinco Estrellas of the Nicaraguan Winter League...Managed the Seattle Rainiers of the Pacific Coast League in Red Sox system, 1961-62...Managed Boston 1963-64 and the last 5 games of 1980, compiling an overall 147-179 .451 record...Was a coach with the Pirates, 1965-67...Managed Pittsburgh's Triple-A Columbus club in 1968...Was Red Sox radio/TV analyst, 1969-74...Red Sox first base coach, 1975-84...Served as special assistant to Red Sox general manager, 1985-92...Interim manager at Triple-A Pawtucket for part of 1990 season...Served as special assistant for Red Sox player development, 1993-99...Inducted into the inaugural class of the Red Sox Hall of Fame in 1995...Named Red Sox special assignment instructor in 2000...Fenway Park's right-field foul pole officially dedicated Pesky Pole on 9/27/2006. 2012 was Pesky's 61st season with the Red Sox organization.

Retired Numbers, Continued



14-Jim Rice, LF

Born: March 8, 1953 in Anderson, SC
Red Sox Player: 1974-89
Batted/Threw: Right/Right
Red Sox Coach: 1995-00
Number formally retired: July 28, 2009

Playing Record

	AVG	G	AB	R	H	2B	3B	HR	TB	RBI	BB	SO	SB
Red Sox Totals	.298	2089	8225	1249	2452	373	79	382	4129	1451	670	1423	58
Major League Totals	.298	2089	8225	1249	2452	373	79	382	4129	1451	670	1423	58

Career Highlights

Ranks among all-time Red Sox leaders in runs, hits, singles, doubles, triples, home runs, runs batted in, walks, slugging pct., hits by pitch, extra base hits, total bases and times on base...An 8-time All-Star (1977-80, 83-86), he was voted to start 4 times...Only AL player to reach 400 TB since 1937...Hit 20 or more home runs 11 times and drove in 100 runs 8 times...Had 2 3-HR games...Had 4 200-hit seasons; only player to have 3 straight 35-homer, 200-hit years (1977-79)...Led AL in total bases 3 straight years (1977-79) to tie Ted Williams and Ty Cobb for AL record...Led AL in total bases in 1977 (382), 1979 (369) and 1983 (344)...Led the ML in home runs (46), RBI (139), triples (15), total bases (406), hits (213) and slugging pct. (.600) in 1978; was the only player to lead either league in HR, 3B and RBI in same season...Named AL MVP and AL Player of the Year by The Sporting News in 1978...Led AL in at-bats (677), games (163) and extra-base hits (86) in 1978...Named to the AL All-Star team by The Sporting News, UPI and AP in 1978...Named winner of the Thomas A. Yawkey Red Sox MVP Award by the Boston Writers in 1978...Tied for AL lead in RBI (126) in 1983...Was Red Sox roving minor league hitting instructor, 1992-94...Inducted into the inaugural class of the Red Sox Hall of Fame in 1995...Was Red Sox hitting coach, 1995-2000...Selected as a coach for the 1999 All-Star Game at Fenway Park...Inducted into the Ted Williams Hitters Hall of Fame in 2001...Elected to National Baseball Hall of Fame in 2009.



9-Ted Williams, LF

Born: August 30, 1918 in San Diego, CA
Red Sox Player: 1939-42, 1946-60
Died: July 5, 2002 in Inverness, FL
Batted/Threw: Left/Right
Number formally retired: May 29, 1984

Playing Record

	AVG	G	AB	R	H	2B	3B	HR	TB	RBI	BB	SO	S
Red Sox Totals	.344	2292	7706	1798	2654	525	71	521	4884	1839	2021	709	24
Major League Totals	.344	2292	7706	1798	2654	525	71	521	4884	1839	2021	709	24

Managerial Record

	W	L	PCT
Major League Totals	273	364	.429

Career Highlights

Was an 18-time AL All-Star...Holds ML rookie records for most walks, 107, and RBI, 145...Hit a Red Sox record 17 grand slams...Tied for AL record with Babe Ruth and Reggie Jackson with 20 or more home runs in 16 seasons...Holds ML career record with .482 career on-base percentage...2nd all-time with a .634 career slugging percentage (Babe Ruth .690)...One of 3 players to have stolen bases in 4 decades, also Tim Lincecum, Sr. and Rickey Henderson...Holds ML record for most successive times reaching base safely, 16, in Sept. 1957 (2 1B, 4 HR, 9 BB, 1 HBP)...Holds ML record for most consecutive years leading in walks, 6...Led AL in total bases in 5 seasons (1939, 42, 46-47, 51)...Led AL in on-base percentage in 12 seasons (1940-42, 46-49, 51, 54, 56-58)...Led AL in walks in 8 seasons (1941-42, 46-49, 51, 54)...Led AL in slugging in 9 seasons (1941-42, 46-49, 51, 54, 57)...Led AL in batting in 6 seasons (1941-42, 47-48, 57-58)...Led AL in home runs in 4 seasons (1941-42, 47, 49)...Sporting News No. 1 Major League Player 5 times (1941-42, 47, 49, 57)...Won AL Triple Crown twice (1942, 47)...Hit for the cycle, 7/21/1946...Is the last ML player ever to hit .400 in a season with a .406 AVG in 1941...Named AL Most Valuable Player in 1946 and 1949...Hit 3 home runs in a game twice in 1957, 5/8 and 6/13 (also 7/14/1946)...Oldest player to win batting title with .388 AVG in 1957 at age 39...Won again in 1958 at age 40...Named Major League Baseball's Player of the Decade for the 1950's...Elected to National Baseball Hall of Fame in 1966...Named to starting outfield on Greatest Living Team, 1969...Voted Greatest Red Sox Player of all time by fans, 1969 and 1982...Managed Wash.-Texas, 1969-72 (Wash. - 219-264; Texas - 54-100)...Named Red Sox consultant, Organizational Hitting Instructor, 1978...Member of Hall of Fame's Committee on Veterans, 1986-2002...Formally inducted into the Red Sox Hall of Fame, 11/1/1995.

Retired Numbers, Continued



8-Carl Yastrzemski, LF-1B

Born: August 22, 1939 in Southampton LI, NY

Red Sox Player: 1961-83

Batted/Threw: Left/Right

Number formally retired: August 6, 1989

Playing Record

	AVG	G	AB	R	H	2B	3B	HR	TB	RBI	BB	SO	SB
Red Sox Totals	.285	3308	11988	1816	3419	646	59	452	5539	1844	1845	1393	168
Major League Totals	.285	3308	11988	1816	3419	646	59	452	5539	1844	1845	1393	168

Career Highlights

Set AL record with 3,308 games played, 11,988 at-bats and 13,990 plate appearances...1st AL player with 400 homers and 3,000 hits (Cal Ripken, Jr. reached the plateau in 2000)...Shares the ML record w/Brooks Robinson for playing 23 consecutive seasons with a single club...AL record 20 consecutive seasons with 100 or more games played...2nd player to get 100 hits in 22 years (with Ty Cobb), Pete Rose became the 3rd in 1984...Only player to collect 100 hits in his first 20 years...2nd to play in 100 games in 22 Years, AL Record (H. Aaron also 22, Rose ML Record, 23)...Was 18-time AL All-Star...Held AL record with 190 career intentional walks until mark was broken by George Brett (228)...Led AL outfielders in assists a record 7 times...Totalled 195 outfield assists in his career...Earned 7 Gold Glove Awards...Led AL in batting AVG in 1963 (.321), 1967 (.326) and 1968 (.301)...Led AL in slugging percentage in 1965 (.536), 1967 (.622) and 1970 (.592)...Led AL in total bases in 1967 (360) and 70 (335)...AL Most Valuable Player and Triple Crown winner in 1967...Sporting News AL Player of the Year, 1967...Sporting News No. 1 Major League Player, 1967...Selected Outstanding Player of 1970 All-Star Game...Led AL in sacrifice flies in 1972 (9) and 1977 (11)...Tied ML record with 5 homers in 2 consecutive games, 5/19-20/1976...Held Red Sox outfield record with 354 consecutive errorless chances, 7/28/1976-4/7/1978, until Coco Crisp exceeded the mark with 429 total chances, 7/21/2006-8/7/2007...2nd all-time on Red Sox with 167 consecutive errorless games (354 total chances), 7/28/1976-4/7/1978...Tied ML record with a 1.000 outfield fielding percentage in 1977...Received the Joe Cronin AL Award for Significant Achievement in 1979...Was AL Honorary Captain for the 1989 Game...Elected to National Baseball Hall of Fame in 1989...With Johnny Bench became the 18th and 19th players elected to Hall of Fame on 1st ballot...Received 95 percent of Hall of Fame vote, at the time the 7th-highest total in history...1st Little League alumnus to be elected to Hall of Fame...Formally inducted into the Red Sox Hall of Fame, 11/1/1995.



History

Annual Standings and Attendance

YEAR	POS	W - L	PCT.	GA/GB	MANAGER	ATTENDANCE
1901	2	79 - 57	.581	4	James J. Collins	289,448
1902	3	77 - 60	.562	6 1/2	James J. Collins	348,567
1903	1 ¹	91 - 47	.659	14 1/2	James J. Collins	379,338
1904	1	95 - 59	.617	1 1/2	James J. Collins	*623,295
1905	4	78 - 74	.513	16	James J. Collins	466,828
1906	8	49 - 105	.318	45 1/2	Collins, Charles S. Stahl	410,209
1907	7	59 - 90	.396	32 1/2	G. Huff, B. Unglaub, C. Young, J. McGuire	436,777
1908	5	75 - 79	.487	15 1/2	McGuire, Fred Lake	473,048
1909	3	88 - 63	.583	9 1/2	Fred Lake	668,965
1910	4	81 - 72	.529	22 1/2	Patrick J. Donovan	584,619
1911	5	78 - 75	.510	24	Patrick J. Donovan	503,961
1912	1 ¹	105 - 47	.691	14	J. Garland (Jake) Stahl	597,096
1913	4	79 - 71	.527	15 1/2	Stahl, William F. Carrigan	437,194
1914	2	91 - 62	.595	8 1/2	William F. Carrigan	*481,359
1915	1 ¹	101 - 50	.669	2 1/2	William F. Carrigan	*539,885
1916	1 ¹	91 - 63	.591	2	William F. Carrigan	496,397
1917	2	90 - 62	.592	9	John J. Barry	387,856
1918	1 ¹	75 - 51	.595	2 1/2	Edward G. Barrow	249,513
1919	6	66 - 71	.482	20 1/2	Edward G. Barrow	417,291
1920	5	72 - 81	.471	25 1/2	Edward G. Barrow	402,445
1921	5	75 - 79	.487	23 1/2	Hugh Duffy	279,273
1922	8	61 - 93	.396	33	Hugh Duffy	259,184
1923	8	61 - 91	.401	37	Frank L. Chance	229,688
1924	7	67 - 87	.435	25	Lee A. Fohl	448,556
1925	8	47 - 105	.309	49 1/2	Lee A. Fohl	267,782
1926	8	46 - 107	.301	44 1/2	Lee A. Fohl	285,155
1927	8	51 - 103	.331	59	William F. Carrigan	305,275
1928	8	57 - 96	.373	43 1/2	William F. Carrigan	396,920
1929	8	58 - 96	.377	48	William F. Carrigan	394,620
1930	8	52 - 102	.338	50	Charles H. Wagner	444,045
1931	6	62 - 90	.408	45	John F. (Shano) Collins	350,975
1932	8	43 - 111	.279	64	Collins, Martin J. McManus	182,150
1933	7	63 - 86	.423	34 1/2	Martin J. McManus	268,715
1934	4	76 - 76	.500	24	Stanley R. (Bucky) Harris	610,640
1935	4	78 - 75	.510	16	Joseph E. Cronin	558,568
1936	6	74 - 80	.481	28 1/2	Joseph E. Cronin	626,895
1937	5	80 - 72	.526	21	Joseph E. Cronin	559,659
1938	2	88 - 61	.591	9 1/2	Joseph E. Cronin	646,459
1939	2	89 - 62	.589	17	Joseph E. Cronin	573,070
1940	4	82 - 72	.532	8	Joseph E. Cronin	716,234
1941	2	84 - 70	.545	17	Joseph E. Cronin	718,497
1942	2	93 - 59	.612	9	Joseph E. Cronin	730,340
1943	7	68 - 84	.447	29	Joseph E. Cronin	358,275
1944	4	77 - 77	.500	12	Joseph E. Cronin	506,975
1945	7	71 - 83	.461	17 1/2	Joseph E. Cronin	603,794
1946	1	104 - 50	.675	12	Joseph E. Cronin	1,416,944
1947	3	83 - 71	.539	14	Joseph E. Cronin	1,427,315
1948	2	96 - 59	.619	1	Joseph V. McCarthy	1,558,798
1949	2	96 - 58	.623	1	Joseph V. McCarthy	1,596,650
1950	3	94 - 60	.610	4	McCarthy, Stephen F. O'Neill	1,344,080
1951	3	87 - 67	.565	11	Stephen F. O'Neill	1,312,282
1952	6	76 - 78	.494	19	Louis Boudreau	1,115,750
1953	4	84 - 69	.549	16	Louis Boudreau	1,026,133
1954	4	69 - 85	.448	42	Louis Boudreau	931,127
1955	4	84 - 70	.545	12	Michael F. Higgins	1,203,200
1956	4	84 - 70	.545	13	Michael F. Higgins	1,137,158
1957	3	82 - 72	.532	16	Michael F. Higgins	1,181,087
1958	3	79 - 75	.513	13	Michael F. Higgins	1,077,047
1959	5	75 - 79	.487	19	Higgins, R. York, William F. Jurges	984,102
1960	7	65 - 89	.422	32	Jurges, Higgins, Del Baker	1,129,866
1961	6	76 - 86	.469	33	Michael F. Higgins	850,589
1962	8	76 - 84	.475	19	Michael F. Higgins	733,080
1963	7	76 - 85	.472	28	John M. Pesky	942,642
1964	8	72 - 90	.444	27	Pesky, William J. Herman	883,276
1965	9	62 - 100	.383	40	William J. Herman	652,201

Annual Standings and Attendance, Continued

YEAR	POS	W - L	PCT.	GA/GB	MANAGER	ATTENDANCE
1966	9	72 - 90	.444	26	Herman, James E. (Pete) Runnels	811,172
1967	1	92 - 70	.568	1	Richard H. Williams	*1,727,832
1968	4	86 - 76	.531	17	Richard H. Williams	1,940,788
1969	3E	87 - 75	.537	22	Williams, Edward J. Popowski	*1,833,246
1970	3E	87 - 75	.537	21	Edward M. Kasko	*1,595,278
1971	3E	85 - 77	.525	18	Edward M. Kasko	*1,678,732
1972	2E	85 - 70	.548	1/2	Edward M. Kasko	1,441,718
1973	2E	89 - 73	.549	8	Edward M. Kasko	1,481,002
1974	3E	84 - 78	.519	7	Darrell D. Johnson	*1,566,411
1975	1E§	95 - 65	.594	4 1/2	Darrell D. Johnson	*1,748,587
1976	3E	83 - 79	.512	15 1/2	Johnson, Donald W. Zimmer	1,895,846
1977	2TE	97 - 64	.602	2 1/2	Donald W. Zimmer	2,074,549
1978	2E	99 - 64	.607	1	Donald W. Zimmer	2,320,643
1979	3E	91 - 69	.569	11 1/2	Donald W. Zimmer	2,353,114
1980	4E	83 - 77	.519	19	Zimmer, John M. Pesky	1,956,092
1981	5E†	59 - 49	.546	2 1/2†	Ralph G. Houk	1,060,379
	2TE	29 - 23	.558	1 1/2	2nd half	
	5E	30 - 26	.536	4	1st half	
1982	3E	89 - 73	.549	6	Ralph G. Houk	1,950,124
1983	6E	78 - 84	.481	20	Ralph G. Houk	1,782,285
1984	4E	86 - 76	.531	18	Ralph G. Houk	1,661,618
1985	5E	81 - 81	.500	18 1/2	John F. McNamara	1,786,633
1986	1E§	95 - 66	.590	5 1/2	John F. McNamara	2,147,641
1987	5E	78 - 84	.481	20	John F. McNamara	2,231,551
1988	1E	89 - 73	.549	1	McNamara, Jos. M. Morgan	2,464,851
1989	3E	83 - 79	.512	6	Joseph M. Morgan	2,510,012
1990	1E	88 - 74	.543	2	Joseph M. Morgan	2,528,986
1991	2TE	84 - 78	.519	7	Joseph M. Morgan	2,562,435
1992	7E	73 - 89	.451	23	Clell L. Hobson	2,468,574
1993	5E	80 - 82	.494	15	Clell L. Hobson	2,422,021
1994	4E	54 - 61	.470	17	Clell L. Hobson	1,775,818
1995	1E	86 - 58	.597	7	Kevin C. Kennedy	2,164,410
1996	3E	85 - 77	.525	7	Kevin C. Kennedy	2,315,231
1997	4E	78 - 84	.481	20	James F. Williams	2,226,136
1998	2E	92 - 70	.568	22	James F. Williams	2,343,947
1999	2E†	94 - 68	.580	4	James F. Williams	2,446,162
2000	2E	85 - 77	.525	2 1/2	James F. Williams	2,586,024
2001	2E	82 - 79	.509	13 1/2	Williams, Joseph T. Kerrigan	2,625,333
2002	2E	93 - 69	.574	10 1/2	William G. Little	2,650,063
2003	2E†	95 - 67	.586	6	William G. Little	2,724,162
2004	2E†	98 - 64	.605	3	Terry J. Francona	2,837,304
2005	1TE	95 - 67	.586	15	Terry J. Francona	2,847,888
2006	3E	86 - 76	.531	11	Terry J. Francona	2,930,588
2007	1E†	96 - 66	.593	2	Terry J. Francona	2,971,025
2008	2E†	95 - 67	.586	2	Terry J. Francona	3,048,248
2009	2E	95 - 67	.586	8	Terry J. Francona	3,062,699
2010	3E	89 - 73	.549	7	Terry J. Francona	3,046,444
2011	3E	90 - 72	.556	7	Terry J. Francona	3,054,001
2012	5E	69 - 93	.426	26	Robert J. Valentine	3,043,003
2013	1E†	97 - 65	.599	5 1/2	John E. Farrell	2,833,333
TOTALS		9,075 - 8,463	.517			

Bold-Played in Postseason §Led league EWon WS §Won ALCS ‡Won Div. Series †Overall record

Cumulative Standings

Since Divisional Play (1969-13)

	W	L	PCT.
New York (AL)	4,014	3,133	.562
Boston	3,882	3,274	.542
Los Angeles (NL)	3,819	3,341	.533
St. Louis	3,744	3,409	.523
Cincinnati	3,740	3,419	.522

Since Free Agency (1976-13)

	W	L	PCT.
New York (AL)	3,428	2,595	.569
Boston	3,270	2,761	.542
Los Angeles (NL)	3,188	2,847	.528
St. Louis	3,167	2,859	.526
Atlanta	3,165	2,858	.525

Since 3-Divisional Play (1995-13)

	W	L	PCT.
New York (AL)	1,816	1,240	.594
Atlanta	1,758	1,300	.575
Boston	1,700	1,359	.556
St. Louis	1,655	1,402	.541
Los Angeles (AL)	1,620	1,440	.529

Since New Ownership (2002-13)

	W	L	PCT.
New York (AL)	1,155	788	.594
Boston	1,098	846	.565
St. Louis	1,086	857	.559
Atlanta	1,079	863	.556
Los Angeles (AL)	1,076	868	.553

Suspended Games and Doubleheaders

Suspended Games Since 1970

DATE	OPP.	SUSP.	TIME	SCORE	REASON	RESUMED	RESULT	INN.
4/16/2010	vs. TB	8 1/2	11:24 p.m.	1-1	Rain	4/17	L 1-3	12
5/3/1996	vs. TOR	6	1:06 a.m.	6-1	Curfew	5/4	W 8-7	9
7/27/1994	at NYY	8 1/2	11:22 p.m.	3-3	Rain	7/28	L 3-4	11
4/28/1989	at TEX	10	1:21 a.m.	6-6	Curfew	4/29	L 6-7	12
9/3/1981	vs. SEA	19	1:16 a.m.	7-7	Curfew	9/4	L 7-8	20
5/4/1981	at KC	10	1:12 a.m.	5-5	Curfew	5/5	W 8-7	12
8/2/1978	at NYY	14	1:16 a.m.	5-5	Curfew	8/3	W 7-5	17

Doubleheaders At Home

LAST, single admission	9/21/1998 vs. TB
LAST, originally scheduled single admission	8/30/1978 vs. TOR
LAST, day/night	6/18/2012 vs. TB
LAST SWEEP	6/18/2012 vs. TB
LAST TIME SWEPT	4/21/2013 vs. KC

Doubleheaders On Road

LAST, single admission	5/1/2004 at TEX
LAST, originally scheduled single admission	7/27/1984 at DET
LAST, day/night	9/25/2011 at NYY
LAST SWEEP	8/24/2007 at CWS
LAST TIME SWEPT	5/1/2004 at TEX

Largest Win-Loss Margins

Wins

DATE	OPP.	SCORE	RUNS
6/8/1950	vs. STL	29-4	+25
9/27/1940	vs. WAS	24-4	+20
6/18/1953	vs. DET	23-3	+20
6/24/1949	vs. STL	21-2	+19
4/30/1950 (G1)	vs. PHA	19-0	+19
8/21/1986	at CLE	24-5	+19
7/11/1954 (G1)	at PHA	18-0	+18
7/23/2002 (G1)	vs. TB	22-4	+18
4/24/1906	at WAS	19-2	+17
6/27/2003	vs. FLA	25-8	+17

Losses

DATE	OPP.	SCORE	RUNS
7/7/1923 (G1)	at CLE	3-27	-24
6/19/2000	vs. NYY	1-22	-21
9/28/1923	vs. NYY	4-24	-20
5/18/1955	vs. CLE	0-19	-19
5/20/1994	at MIN	2-21	-19
5/1/1929	vs. PHA	6-24	-18
6/20/1980	vs. CAL	2-20	-18
4/16/1990	vs. MIL	0-18	-18
8/31/2012	at OAK	2-20	-18
7/19/1924 (G1)	vs. DET	1-18	-17
4/12/1980	at MIL	1-18	-17

Winningest Months

20-Win Months

REC.	MONTH	YEAR	REC.	MONTH	YEAR	REC.	MONTH	YEAR
25-9	July	1948	21-7	Aug.	2004	20-8	May	2007
24-6	Aug.	1950	21-7	May	1986	20-8	May	2002
23-7	Aug.	1995	21-8	July	1955	20-8	May	1999
23-7	May	1978	21-8	June	1912	20-8	June	1979
23-8	Aug.	1949	21-9	July	1988	20-9	June	1990
23-9	Aug.	1942	21-9	Sept.	1914	20-9	Sept.	1972
23-10	July	1939	21-9	July	1912	20-9	June	1955
23-10	July	1910	21-11	Aug.	1946	20-9	July	1918
22-8	Sept.	1977	21-13	June	1961	20-10	July	1946
22-9	Aug.	1996	20-5	June	1901	20-10	July	1916
22-10	July	1915	20-6	July	2011	20-12	July	1972
22-11	July	1975	20-7	July	1993	20-15	Aug.	1967
21-6	May	1946	20-7	Aug.	1980			
21-6	Aug.	1915	20-7	Sept.	1915			
			20-7	Aug.	1912			

Best Monthly Records

MOST WINS

March	1-1	2008
April	18-8	1998, 2003, 2013
May	23-7	1978
June	21-8	1912
	21-13	1961
July	25-9	1948
August	24-6	1950
Sept.	22-8	1977
Oct.	8-2	1904

BEST WINNING PERCENTAGE

March	1-1	.500	2008
April	11-2	.846	1918
May	21-6	.778	1946
June	20-5	.800	1901
July	20-6	.769	2011
August	24-6	.800	1950
Sept.	19-5	.792	1949
Oct.	7-0	1.000	1905

NOTE: There have been 12 other years in which the Red Sox were undefeated in October with fewer than 7 wins.

Milestone Victories In Red Sox History

VICTORY	DATE	OPPONENT	SCORE	WINNING PITCHER
1	4/30/1901	at Philadelphia	8-6 (10)	Cy Young
100	6/5/1902	at Cleveland	3-2	Cy Young
500	7/21/1907	at Chicago	3-0 (G1)	George Winter
1,000	7/29/1913	vs. Chicago	2-0 (G1)	Rube Foster
2,000	7/19/1927	at Cleveland	6-5 (G2)	Slim Harris
3,000	9/1/1941	vs. Washington	10-2 (G2)	Joe Dobson
4,000	7/5/1953	at Philadelphia	10-2	Mel Parnell
5,000	8/27/1966	at Baltimore	3-2	Jim Lonborg
6,000	5/6/1978	vs. Chicago	6-4	Bob Stanley
7,000	4/14/1990	vs. Milwaukee	4-3	Roger Clemens
8,000	5/8/2002	at Oakland	12-6	John Burkett
9,000	5/10/2013	vs. Toronto	5-0	Jon Lester

Club
Records

Red Sox Earliest/Latest Win Dates

WINS	EARLIEST	LATEST	WINS	EARLIEST	LATEST
20	5/2/2013	7/16/1927 and 1932	85	8/24/1946	10/4/1972
30	5/20/2002	8/18/1932	90	8/30/1946	10/3/1904
40	6/6/2002	9/13/1925	95	9/4/1946	10/10/1904
50	6/25/1978	9/24/1927	100	9/21/1946	10/6/1915
55	7/6/1978	9/21/1929 and 1931*			
60	7/16/1978	9/29/1923			
65	7/21/1946	9/29/2013			
70	7/30/1946	9/27/1905, 1920 and 1992			
75	8/8/1946	10/7/1908			
80	8/16/1946	10/1/1937, 1985; 10/5/2001**			

*The 55th win of 1981 came on 9/23 of a season interrupted by a strike.

**The 2001 season was halted for 6 days due to the tragic events of 9/11.



Winning and Losing Streaks

Longest Red Sox Single-Season Winning Streaks

STREAK	FROM	THROUGH	STREAK	FROM	THROUGH
15 games	4/25/1946	—	5/10/1946	10 games	7/14/1967 — 7/23/1967
13 games	7/18/1948	—	7/27/1948	5/21/1951	— 5/30/1951
12 games	6/16/2006	—	6/29/2006	5/20/1917	— 5/31/1917*
	8/3/1995	—	8/14/1995	8/28/1912	— 9/6/1912
	7/15/1988	—	7/25/1988	9 games	6/3/2011 — 6/12/2011
	5/29/1946	—	6/11/1946*	4/30/2002	— 5/9/2002
	7/4/1939	—	7/16/1939	8/22/1989	— 8/29/1989
	7/28/1937	—	8/8/1937*	8/24/1980	— 9/2/1980
11 games	4/15/2009	—	4/27/2009	6/9/1978	— 6/17/1978
	8/30/1986	—	9/10/1986	8/31/1948	— 9/9/1948
	7/28/1977	—	8/10/1977	6/4/1944	— 6/15/1944
	8/15/1950	—	8/25/1950	8/20/1942	— 8/26/1942
	9/13/1949	—	9/27/1949	6/7/1942	— 6/16/1942
	8/4/1909	—	8/18/1909	9/1/1919	— 9/11/1919
	5/28/1903	—	6/8/1903	6/15/1912	— 6/24/1912
10 games	8/24/2004	—	9/3/2004	7/12/1910	— 7/19/1910
	7/16/1993	—	7/25/1993	6/14/1901	— 6/22/1901
	8/24/1990	—	9/2/1990		
	7/7/1975	—	7/19/1975		
				* plus 1 tie game within the streak	

* plus 1 tie game within the streak

Longest Red Sox Single-Season Losing Streaks

STREAK	FROM		THROUGH	STREAK	FROM		THROUGH
20 games	5/1/1906	—	5/24/1906	9 games	8/25/2001	—	9/4/2001
17 games	8/20/1926	—	9/7/1926		6/24/1977	—	7/3/1977
16 games	9/12/1907	—	10/2/1907**		8/2/1963	—	8/11/1963
15 games	6/21/1927	—	7/4/1927		9/23/1951	—	9/30/1951
14 games	5/17/1930	—	5/31/1930		8/18/1933	—	8/23/1933
11 games	6/8/1994	—	6/19/1994		6/18/1925	—	6/27/1925
	7/31/1932	—	8/10/1932		7/12/1924	—	7/21/1924
	7/25/1930	—	8/3/1930		7/27/1922	—	8/4/1922
10 games	4/29/1976	—	5/11/1976				
	5/14/1960	—	5/24/1960	** plus 2 tie games within the streak			
	9/17/1944	—	9/26/1944				
	8/12/1927	—	8/24/1927				

** plus 2 tie games within the streak

Red Sox Consecutive Games Played Streaks

GAMES	PLAYER	FROM	THROUGH
832	Everett Scott*	6/20/1916	10/2/1921
535	Buck Freeman	7/27/1901	6/6/1905
475	Frank Malzone	5/21/1957	6/7/1960
448	Candy LaChance	4/19/1902	4/28/1905
413	Freddy Parent	4/26/1901	9/25/1903
408	Freddy Parent	5/23/1904	9/4/1906
380	Dwight Evans	10/4/1980	8/6/1983
360	Vern Stephens	4/19/1948	8/28/1950
352	Bobby Doerr	7/19/1942	8/22/1944
350	Carl Yastrzemski	7/27/1968	8/21/1970

* Overall Scott played in 1,307 consecutive games, including 4/12/22-5/5/25 with the Yankees.

Red Sox Consecutive Innings Streaks

INNINGS	PLAYER	FROM	THROUGH
3,873	Candy LaChance	5/23/1902 (1st inn.)	— 4/28/1905 (9th inn.)
2,935	Buck Freeman	7/29/1901 (1st inn.)	— 9/9/1903-G1 (3rd inn.)
2,726	Frank Malzone	6/12/1958 (1st inn.)	— 6/7/1960 (9th inn.)

NOTE: Thanks to Trent McCotter of SABR for this research.

Attendance Records

10 Largest Crowds Since 1967

Due to ballpark expansion since 2002, the seating capacity of Fenway Park has increased. Since 1967, the top 10 paid regular season attendances are:

ATTENDANCE	DATE	OPPONENT	RESULT
38,540	9/18/2013	Baltimore	L3-5 (12)
38,525	8/16/2011 (G1)	Tampa Bay	W3-1
38,477	8/4/2011	Cleveland	L3-7
38,422	6/21/2011	San Diego	L4-5
38,416	8/7/2012	Texas	L3-6
38,413	7/19/2012	Chicago (AL)	W3-1
38,347	5/21/2009	Toronto	W5-1
38,334	7/16/2012	Chicago (AL)	W5-1
38,329	7/27/2011	Kansas City	W12-5
38,304	8/17/2010	Los Angeles (AL)	W6-0

All-Time Record Crowds

47,627	9/22/1935 (DH) vs. NYY
46,995	8/19/1934 (DH) vs. DET
46,766	8/12/1934 (DH) vs. NYY

Post-War Single-Game Record (REG. SEASON)

38,540	9/18/2013 vs. BAL
--------	-------------------

Postseason Single-Game Record

39,067	10/5/2008 vs. LAA (ALDS G3 - night)
--------	-------------------------------------

Night Game Record

38,477	8/4/2011 vs. CLE
--------	------------------

Opening Day Record

37,440	4/4/2010 vs. NYY (night)
--------	--------------------------

All-Time Single-Season Attendance Highs

RANK	ATTENDANCE	YEAR
1.	3,062,699	2009
2.	3,054,001	2011
3.	3,048,248	2008
4.	3,046,444	2010
5.	3,043,003	2012
6.	2,971,025	2007
7.	2,930,588	2006
8.	2,847,888	2005
9.	2,837,304	2004
10.	2,833,333	2013

Top 5 AL Attendance Ranks Since 2002

2013	2012	2011	2010	2009	2008
NYY 3,279,589	NYY 3,542,406	NYY 3,653,680	NYY 3,765,807	NYY 3,674,495	NYY 4,287,132
TEX 3,178,273	TEX 3,460,280	MIN 3,168,107	LAA 3,250,756	LAA 3,240,374	LAA 3,336,747
DET 3,083,397	LAA 3,061,770	LAA 3,166,321	MIN 3,223,640	BOS 3,062,699	DET 3,202,645
LAA 3,019,505	BOS 3,043,003	BOS 3,054,001	BOS 3,046,444	DET 2,567,193	BOS 3,048,248
BOS 2,833,333	DET 3,028,033	TEX 2,946,949	TEX 2,505,171	MIN 2,416,237	CWS 2,500,648
2007	2006	2005	2004	2003	2002
NYY 4,271,083	NYY 4,243,780	NYY 4,090,692	NYY 3,775,292	NYY 3,465,585	SEA 3,540,658
LAA 3,365,632	LAA 3,406,790	LAA 3,404,686	ANA 3,375,677	SEA 3,268,864	NYY 3,465,807
DET 3,047,139	CWS 2,957,411	BOS 2,847,888	SEA 2,940,731	ANA 3,061,090	BAL 2,682,917
BOS 2,971,025	BOS 2,930,588	SEA 2,725,549	BOS 2,837,304	BOS 2,724,162	BOS 2,650,063
CWS 2,684,395	DET 2,595,937	BAL 2,624,740	BAL 2,747,573	BAL 2,454,523	CLE 2,616,940

Red Sox Road Attendance

The Red Sox drew 2,676,645 on the road in 81 dates in 2013, the 2nd highest total in the AL behind the Yankees (2,690,614). They averaged 33,045 per road game. It was the 47th straight year they topped one million on the road. The years they have drawn 2 million or more away from Fenway Park:

YEAR	ATTENDANCE	YEAR	ATTENDANCE	YEAR	ATTENDANCE
1978.....	2,183,113	1996.....	2,113,889	2005.....	3,054,438
1979.....	2,132,807	1997.....	2,139,097	2006.....	2,924,019
1986.....	2,266,765	1998.....	2,427,873	2007.....	3,130,043
1988.....	2,200,047	1999.....	2,395,593	2008.....	3,107,743
1989.....	2,394,851	2000.....	2,524,776	2009.....	2,743,392
1990.....	2,398,449	2001.....	2,700,811	2010.....	2,615,214
1991.....	2,331,280	2002.....	2,474,060	2011.....	2,591,963
1992.....	2,359,528	2003.....	2,443,539	2012.....	2,514,090
1993.....	2,542,249	2004.....	2,880,236	2013.....	2,676,645

Attendance Records, Continued

Crowds Of 60,000 On The Road

There are 22 known regular-season and 3 postseason games that the Red Sox have played before a paid attendance of 60,000.

Single-Game Highs

ATTENDANCE	DATE	OPP.
75,997	8/26/1951	at CLE
74,747	5/16/1947	at NYY (n)
73,982	8/28/1949	at CLE
69,755	8/26/1948	at NYY
69,551	10/1/1949	at NYY
68,055	10/2/1949	at NYY
67,916	8/9/1958	at NYY
66,956	9/26/1949	at NYY
66,924	9/24/1950	at NYY
66,875	9/7/1949	at NYY
65,813	4/11/1992	at CLE

Doubleheader Highs

ATTENDANCE	DATE	OPP.
81,841	5/30/1938	at NYY
73,728	5/3/1950	at NY
73,599	7/17/1949	at CLE
71,513	7/30/1950	at CLE
63,876	7/4/1949	at NYY

Postseason

ATTENDANCE	DATE	OPP.
64,223	10/12/1986	at CAL (ALCS)
64,223	10/11/1986	at CAL (ALCS)
64,206	10/10/1986	at CAL (ALCS)

Most Recent (SINCE 1986)

ATTENDANCE	DATE	OPP.
61,068	9/1/2003	at PHI
60,960	6/22/2003	at PHI
65,813	4/11/1992	at CLE



The Red Sox sold out 794 consecutive regular season games from 5/15/03-4/8/13, the longest regular season sellout streak in major league sports history.

Club Season Records

General

MOST PLAYERS	56 in 2012
MOST PLAYERS, making first appearance for Boston	41 in 1995
FEWEST PLAYERS	18+ in 1904
MOST PITCHERS	28 in 2006
MOST GAMES	163 in 1985; 1978; 1961
MOST GAMES, ahead during a season.....	16.5, 9/4-6/1946; 9/14-15/1912
MOST EXTRA-INNING GAMES	31+ in 1943 (15-14-2)
MOST ONE-RUN GAMES	59 in 1961 (32-27) and 1943 (29-30)
FEWEST ONE-RUN GAMES.....	28 in 1901 (14-14)
MOST GAMES WON, by one run	35 in 1953 (lost 16)
FEWEST GAMES WON, by one run	13 in 2002 (lost 23) and 1989 (lost 25)
MOST GAMES LOST, by one run	36 in 1930 (won 17)
FEWEST GAMES LOST, by one run.....	10 in 1986 (won 24)
MOST GAMES WON	105 in 1912
MOST CONSECUTIVE GAMES WON, start of season	6 in 1918
MOST CONSECUTIVE GAMES WON, season	15 in 1946
MOST CONSECUTIVE GAMES WON, home	24* in 1988
MOST CONSECUTIVE GAMES WON, road	15 in 1939
MOST CONSECUTIVE GAMES WON, following All-Star Break.....	12 in 1988
MOST CONSECUTIVE GAMES WON, end of season	8 in 1905
MOST GAMES LOST	111 in 1932
MOST CONSECUTIVE GAMES LOST, start of season	8 in 1945
MOST CONSECUTIVE GAMES LOST, season	20 in 1906
MOST CONSECUTIVE GAMES LOST, home	19 in 1906
MOST CONSECUTIVE GAMES LOST, road	18 in 1932
MOST CONSECUTIVE GAMES LOST, following All-Star Break	4 in 1998
MOST CONSECUTIVE GAMES LOST, end of season	9 in 1951
MOST CONSECUTIVE YEARS, postseason appearances.....	3, 2007-09; 2003-05
HIGHEST WINNING PERCENTAGE691 in 1912 (105-47)
LOWEST WINNING PERCENTAGE.....	.279 in 1932 (43-111)
MOST SHUTOUTS WON, season	26 in 1918
MOST SHUTOUTS LOST, season.....	28 in 1906
MOST 1-0 GAMES WON.....	8 in 1918 (lost 11)
MOST 1-0 GAMES LOST.....	7 in 1914 (won 21); 1909 (won 23)
TIMES FINISHED, first.....	16
TIMES FINISHED, second	23
TIMES FINISHED, last	12

+ML record (since 1900) ++tied for ML record *AL record **tied for AL record

Longest Games By Innings

INN.	DATE	OPPONENT	SCORE	SOX PITCHER OF RECORD
24	9/1/1906	vs. PHA	1-4	Joe Harris
20	9/3-4/1981	vs. SEA	7-8	Bob Stanley
20	7/27/1969	at SEA	5-3	Jim Lonborg
20	8/29/1967 (G2)	at NYY	3-4	Darrell Brandon
20	7/4/1905	vs. PHA	2-4	Cy Young
19	7/9/2006	at CWS	5-6	Rudy Seanez
19	8/1/2000	at SEA	4-5	Jeff Fassero
19	4/11/1992	at CLE	7-5	Mike Gardiner
19	7/13/1951	at CWS	4-5	Harry Taylor
18	8/25/2001	at TEX	7-8	Derek Lowe
18	6/5/2001	vs. DET	4-3	Tim Wakefield
18	8/25/1968	at BAL	2-3	Jerry Stephenson
18	4/16/1967	at NYY	6-7	Lee Stange
18	9/5/1927 (G1)	vs. NYY	12-11	Hal Wiltse

Individual Batting Records

Single Season

MOST AT-BATS	684, Nomar Garciaparra, 1997
MOST BASES ON BALLS, right-handed	119, Jimmie Foxx, 1938
MOST BASES ON BALLS, left-handed	162, Ted Williams, 1947, 1949
MOST BASES ON BALLS, switch-hitter	96, Jose Offerman, 1999
MOST BASES ON BALLS, intentional	33**, Ted Williams, 1957
HIGHEST BATTING AVERAGE, right-handed372, Nomar Garciaparra, 2000
HIGHEST BATTING AVERAGE, left-handed406, Ted Williams, 1941
HIGHEST BATTING AVERAGE, switch-hitter326, Bill Mueller, 2003
MOST DOUBLES	67+, Earl Webb, 1931
MOST EXTRA-BASE HITS	92, Jimmie Foxx, 1938
MOST GAMES	163, Jim Rice, 1978
MOST GAMES HIT SAFELY	135++, Wade Boggs, 1985
MOST GROUNDED INTO DOUBLE PLAYS	36+, Jim Rice, 1984
MOST HIT BY PITCHER	35*, Don Baylor, 1986
MOST HITS, right-handed	213, Dustin Pedroia , 2008; Jim Rice, 1978
MOST HITS, left-handed	240, Wade Boggs, 1985
MOST HITS, switch-hitter	176, Reggie Smith, 1970
MOST HITS, consecutive	12++, Mike Higgins (plus 2 BB), 1938
MOST HITS, month	53, Dom DiMaggio, August 1950; Johnny Pesky, August 1946
LONGEST HITTING STREAK	34, Dom DiMaggio, 1949
LONGEST HITTING STREAK, to start season	20, Eddie Bressoud, 1964
MOST MULTI-HIT GAMES	72, Wade Boggs, 1985
MOST MULTI-HIT GAMES, consecutive	9, Kevin Youkilis, 2007; Jim Rice, 1978; Roy Johnson, 1934
MOST HOME RUNS, right-hander	50, Jimmie Foxx, 1938
MOST HOME RUNS, left-hander	54, David Ortiz , 2006
MOST HOME RUNS, switch-hitter	34, Carl Everett, 2000
MOST HOME RUNS, home	35, Jimmie Foxx, 1938
MOST HOME RUNS, road	32***, David Ortiz , 2006
MOST HOME RUNS, month	14, David Ortiz , July 2006; Jackie Jensen, June 1958
HIGHEST ON-BASE PERCENTAGE553*, Ted Williams, 1941
LONGEST ON-BASE STREAK, consecutive PA	16+, Ted Williams, 9/17-23/57 (2 singles, 4 HR, 9 BB, 1 HBP)
LONGEST ON-BASE STREAK, consecutive games	84+, Ted Williams, 1949
MOST PLATE APPEARANCES	758, Wade Boggs, 1985
MOST RUNS	150, Ted Williams, 1949
MOST RUNS BATTED IN, right-hander	175, Jimmie Foxx, 1938
MOST RUNS BATTED IN, left-hander	159, Ted Williams, 1949
MOST RUNS BATTED IN, switch-hitter	108, Carl Everett, 2000
MOST RUNS BATTED IN, leadoff hitter	98, Nomar Garciaparra, 1997
MOST RUNS BATTED IN, consecutive games	12, Ted Williams (18 RBI), 1942; Joe Cronin (19 RBI), 1939
MOST RUNS BATTED IN, pinch-hitter	25++, Joe Cronin, 1943
MOST RUNS BATTED IN, back-to-back games	14, Rudy York, July 26-27, 1946
MOST SACRIFICE FLIES	12, Jackie Jensen, 1955, 1959; Jim Piersall, 1956
MOST SACRIFICE HITS	54, Jack Barry, 1917
MOST SINGLES	187, Wade Boggs, 1985
HIGHEST SLUGGING PERCENTAGE735, Ted Williams, 1941
MOST STOLEN BASES	70, Jacoby Ellsbury, 2009
MOST STOLEN BASES, consecutive	20, Julio Lugo, 2007
MOST CAUGHT STEALING	31, Duffy Lewis, 1914
MOST STRIKEOUTS, right-hander	187, Mike Napoli , 2013
MOST STRIKEOUTS, left-hander	154, Mo Vaughn, 1996, 1997
MOST STRIKEOUTS, switch-hitter	177*, Mark Bellhorn, 2004
FEWEST STRIKEOUTS (minimum 400 at-bats)	9, Stuffie McInnis, 1921
MOST TOTAL BASES	406, Jim Rice, 1978
MOST TRIPLES	22, Tris Speaker, 1913

Single Season Rookie

MOST AT-BATS	684, Nomar Garciaparra, 1997
MOST BASES ON BALLS	107+, Ted Williams, 1939
MOST BASES ON BALLS, intentional	13, George Scott, 1966
HIGHEST BATTING AVERAGE342, Patsy Dougherty, 1902
MOST DOUBLES	47*, Fred Lynn, 1975

+ML record (since 1900) ++tied for ML record *AL record **tied for AL record

Individual Batting Records, Continued

MOST EXTRA-BASE HITS	86, Ted Williams, 1939
MOST GAMES	162, George Scott, 1966
MOST HITS	209, Nomar Garciaparra, 1997
LONGEST HITTING STREAK	30 games*, Nomar Garciaparra, 1997
MOST HOME RUNS	34, Walt Dropo, 1950
HIGHEST ON-BASE PERCENTAGE436, Ted Williams, 1939
MOST RUNS	131, Ted Williams, 1939
MOST RUNS BATTED IN	145+, Ted Williams, 1939
MOST SINGLES	165, Johnny Pesky, 1942
HIGHEST SLUGGING PERCENTAGE609, Ted Williams, 1939
MOST STOLEN BASES	50, Jacoby Ellsbury, 2008
MOST STRIKEOUTS	152, George Scott, 1966
FEWEST STRIKEOUTS (minimum 400 at-bats)	20, Tony Lupien, 1942
MOST TOTAL BASES	365, Nomar Garciaparra, 1997
MOST TRIPLES	17, Russ Scarritt, 1929

Single Game

MOST TIMES FACED PITCHER, 9 innings	8++, Clyde Vollmer, 6/8/1950 vs. STL
MOST TIMES FACED PITCHER, no at-bats	6++, Jimmie Foxx, 6/16/1938 (6 BB) at STL
MOST RUNS	6++, Spike Owen, 8/21/1986 at CLE; Johnny Pesky, 5/8/1946 vs. CWS
MOST HITS, 9 innings	6**, Jimmy Piersall, 6/10/1953-G1 (2B, 5 1B) at STL
MOST HITS, extra innings	6, Nomar Garciaparra, 6/21/2003 (6 1B), 13 inn. at PHI; Jerry Remy, 9/3/1981 (6 1B), 20 inn. vs. SEA; Pete Runnels, 8/30/1960-G1 (2B, 5 1B), 15 inn. vs. DET
MOST HITS IN A DOUBLEHEADER (not a day-night DH)	9, Pete Runnels, 8/30/1960 (25 inn.) vs. DET
MOST CONSECUTIVE HITS, to start career	6+, Ted Cox, 9/18-19/1977
MOST HITS IN ML DEBUT, 9 innings	4++, Ted Cox, 9/18/1977 at BAL
MOST HITS BY PITCHER	5++, Babe Ruth, 5/9/1918 at WAS (1B, 3 2B, 3B)
MOST SINGLES, 9 innings	5, 10 times, last Johnny Damon, 7/6/2004 vs. OAK
MOST SINGLES, extra innings	6, Nomar Garciaparra, 6/21/2003, 13 inn. at PHI; Jerry Remy, 9/3-4/1981, 20 inn. vs. SEA
MOST DOUBLES	4++, Victor Martinez, 6/1/2010 vs. OAK; Rick Miller, 5/11/1981 at TOR; Orlando Cepeda, 8/8/1973 at KC; Al Zarilla, 6/8/1950 vs. STL; Billy Werber, 7/17/1935-G1 vs. CLE
MOST CONSECUTIVE DOUBLES	4++, Victor Martinez, 6/1/2010 vs. OAK; Billy Werber, 7/17/1935, G1, vs. CLE
MOST TRIPLES	3++, Patsy Dougherty, 9/5/1903 vs. PHA
MOST TOTAL BASES	16, Fred Lynn, 6/18/1975 at DET
MOST RBI	10, Nomar Garciaparra, 5/10/1999 vs. SEA; Fred Lynn, 6/18/1975 at DET; Norm Zauchin, 5/27/1955 vs. WAS; Rudy York, 7/27/1946 at STL
MOST RBI, all of club's runs	9+, Mike Greenwell, 9/21/1996 at SEA (10 inn.)
MOST WALKS	6++, Jimmie Foxx, 6/16/1938 at STL
MOST INTENTIONAL WALKS, 9 innings	3*, Adrian Gonzalez, 9/28/2011 at BAL; David Ortiz, 7/6/2010 at TB; Wade Boggs, 4/10/1990 vs. DET; Carl Yastrzemski, 4/17/1968 vs. CWS
MOST INTENTIONAL WALKS, extra innings	4**, Manny Ramirez, 6/5/2001 vs. DET (18 inn.)
MOST STRIKEOUTS, 9 innings	5++, Phil Plantier, 10/1/1991 vs. DET; Ray Jarvis, 4/20/1969 vs. CLE
MOST STRIKEOUTS, extra innings	6++, Cecil Cooper, 6/14/1974 at CAL
MOST SACRIFICE HITS	4++, Jack Barry, 8/21/1916 vs. CLE
MOST STOLEN BASES	5, Jacoby Ellsbury, 5/30/2013 at PHI
MOST RUNNERS LOB	12, David Ortiz, 5/14/2009 at LAA (12 inn.); Trot Nixon, 6/12/2003 vs. STL (13 inn.)

Single Inning

MOST TIMES FACED PITCHER	3++, Johnny Damon, 6/27/2003 (1st) vs. FLA; Sammy White, Gene Stephens, Tom Umphlett, Johnny Lipon and George Kell, 6/18/1953 (7th) vs. DET; Ted Williams, 7/4/1948 (7th) vs. PHA
MOST RUNS	3++, Sammy White, 6/18/1953 (7th) vs. DET
MOST HITS	3++, Johnny Damon, 6/27/2003 (1st) vs. FLA; Gene Stephens, 6/18/1953 (7th) vs. DET
MOST DOUBLES	2++, 8 times, last Mike Napoli, 4/16/2013 (2nd) at CLE
MOST HOME RUNS	2++, David Ortiz, 8/12/2008 (1st) vs. TEX; Nomar Garciaparra, 7/23/2002 (3rd) vs. TB (G1) Ellis Burks, 8/27/1990 (4th) at CLE; Bill Regan, 6/16/1928 (4th) vs. CWS;
MOST PINCH HITS	2++, Nick Punto, 6/13/2012 (8th) at MIA; Eric Hinske, 7/21/2007 (7th) vs. CWS; Dave Henderson, 5/17/1987 (8th) at MIN; Russ Nixon, 5/4/1962 (5th) vs. CWS
MOST WALKS	2++, David Ortiz, 6/18/2010 (5th) vs. LAD; Bobby Doerr and Ted Williams, 7/4/1948 (7th) vs. PHA;
MOST RBI	6, David Ortiz, 8/12/2008 (1st) vs. TEX; Carlos Quintana, 7/30/1991 (3rd) vs. TEX; Tom McBride, 8/4/1945 (4th) at WAS (G2)

+ML record (since 1900) ++tied for ML record *AL record **tied for AL record



Club Batting Records

Single Season

MOST CONSECUTIVE DAYS IN FIRST PLACE	166, 2007
MOST AT-BATS	5,781+ in 1997 (162 games)
MOST RUNS	1,027 in 1950 (154 games)
FEWEST RUNS	463 in 1906 (155 games)
MOST 20-RUN GAMES	3+,, 1950
MOST RUNS, TWO CONSECUTIVE GAMES	49+, vs. STL, 6/7-8/1950
MOST RUNS, THREE CONSECUTIVE GAMES	56+, vs. STL, 6/7-9/1950
MOST RUNS, FOUR CONSECUTIVE GAMES	65+, 6/5-8/1950
MOST CONSECUTIVE GAMES, 10 OR MORE RUNS	4, 8/24-26/2007; 6/2-5/1950; 6/20-22/1912; 6/14-17/1901
MOST HITS	1,684 in 1997 (162 games); 1,665 in 1950 (154 games)
FEWEST HITS	990 in 1918 (126 games); 1,179 in 1905 (153 games)
MOST SINGLES	1,156 in 1950 (154 games)
MOST DOUBLES	373 in 2004 (162 games) and 1997 (162 games)
MOST PLAYERS WITH 30 DOUBLES	8+,, 2003
MOST TRIPLES	113* in 1903 (141 games)
MOST HOME RUNS	238 in 2003 (162 games)
MOST EXTRA-BASE HITS	649+ in 2003 (162 games)
MOST TOTAL BASES	2,832+ in 2003 (162 games)
MOST SACRIFICE FLIES	64 in 2003 (162 games)
MOST PLAYERS WITH 80 RBI	8+ in 2003
MOST STOLEN BASES	215 in 1909 (152 games)
BEST STOLEN BASE PERCENTAGE	86.6* in 2013 (123 SB/19 CS)
LEAST CAUGHT STEALING	12 in 2005 (57 atts.)
MOST BASES ON BALLS	835+ in 1949 (155 games)
MOST STRIKEOUTS	1,308 in 2013 (162 games)
FEWEST STRIKEOUTS	282*, 1901 (138 games)
MOST HIT BY PITCHER	77 in 1909 (152 games)
FEWEST HIT BY PITCHER	10 in 1940 (154 games)
MOST RBI	974 in 1950 (154 games)
HIGHEST BATTING AVERAGE	302 in 1950 (154 games)
LOWEST BATTING AVERAGE	234 in 1905 (153 games)
HIGHEST SLUGGING PERCENTAGE	491+ in 2003 (162 games)
LOWEST SLUGGING PERCENTAGE	292 in 1907 (155 games)
MOST GROUNDED INTO DOUBLE PLAY	174+ in 1990 (162 games)
FEWEST GROUNDED INTO DOUBLE PLAY	87 in 1994 (115 games); 94 in 1942 (152 games)
MOST LEFT ON BASE	1,308 in 1989 (162 games); 1,305 in 1948 (155 games)
FEWEST LEFT ON BASE	1,015 in 1929 (155 games)
MOST .300 HITTERS (AL qualifiers)	6 in 1938
MOST PLAYERS WITH 100 HITS	9 in 2007, 2003, 1999, 1991, 1984
MOST TIMES SHUT OUT	28 in 1906
FEWEST TIMES SHUT OUT	1 in 1995

Single Game

LONGEST 9-INNING GAME, by time	4:45+, 8/18/2006 (G2) vs. NYY
LONGEST GAME, by time	6:35 (18 inn.), 8/25/2001 at TEX
MOST TIMES FACED PITCHER, 9 innings	64, 6/8/1950 vs. STL
MOST RUNS	BOS 29, STL 4, 6/8/1950
MOST RUNS, both clubs	36*, BOS (19) vs. TEX (17), 8/12/2008; BOS (22) at PHA (14), 6/29/1950
MOST RUNS, shutout	BOS 19, PHA 0, 4/30/1950
LARGEST DEFICIT OVERCOME TO WIN	11, 8/28/1950 vs. CLE, down 12-1, won 15-14
MOST SPECTACULAR RALLY TO WIN	down 12-5, one on and one out in 9th, 6/18/1961 (G1) vs. WAS, won 13-12
MOST RUNS, first inning	14**, 6/27/2003 vs. FLA, won 25-8
MOST RUNS, before first out in first inning	10+, 6/27/2003 vs. FLA,
MOST HITS	28, 6/27/2003 vs. FLA; 6/8/1950 vs. STL
MOST HITS, both clubs	45**, PHA 27, BOS 18, 7/8/1902
MOST CONSECUTIVE HITS	10**, 6/27/2003 vs. FLA (1st); 6/2/1901 vs. MIL (9th)
MOST PLAYERS WITH 4 OR MORE HITS	4**, 9/20/2005 at TB; 6/8/1950 vs. STL
MOST SINGLES	24, 6/18/1953 vs. DET
MOST SINGLES, both clubs	36+,, CWS 21, BOS 15, 8/15/1922
MOST DOUBLES	12***, 7/29/1990 at DET
MOST RUNNERS LOB, 9 innings	19, 5/2/1971 vs. MIN-G2, won 9-8

+ML record (since 1900) ++tied for ML record *AL record **tied for AL record

Club Batting Records, Continued

MOST RUNNERS LOB, extra innings.....	22, 8/22/1951 at STL (13 inn.), won 3-1
MOST RUNNERS LOB, 9 inning shutout	14, 5/16/1988 vs. OAK (L, 3-0); 5/2/1988 vs. KC (L, 2-0)
MOST STOLEN BASES.....	8, 9/29/1940-G2 vs. PHA (8 inn.); 7/4/1913 vs. PHA
MOST TOTAL BASES	60+, 6/8/1950 vs. STL
MOST EXTRA-BASE HITS	17+, 6/8/1950 vs. STL
MOST PINCH HITS	4**, 9/8/1995 at NYY; 6/23/1954 at BAL
MOST RBI.....	29, 6/8/1950 vs. STL
MOST STRIKEOUTS, 9 innings	19, 8/12/1974 at CAL
MOST WALKS, 9 innings.....	15, 5/7/1992 at CWS, (L, 6-7); 6/16/1961 vs. WAS, (W, 14-9); 7/7/1949 at WAS (W, 8-4); 5/18/1946 at STL (W, 18-8); 4/29/1924 at WAS (W, 15-6)
MOST WALKS, extra innings.....	18, 9/17/1920 at DET (12 inn.), lost 14-13
MOST BATTERS WALKED, none scored.....	13, 5/18/1986 vs. TEX
MOST GROUNDED INTO DOUBLE PLAYS, 9 innings	6**, 7/18/1990 vs. MIN; 4/13/1984 vs. DET; 5/1/1966, vs. CAL-G1
MOST HIT INTO TRIPLE PLAYS	2+, 7/17/1990 vs. MIN
MOST PLAYERS USED IN 9-INNING GAME, both clubs.....	46+, 10/2/2005 vs. NYY (NYY 24, BOS 22)

Single Inning

MOST PLATE APPEARANCES.....	23+, 6/18/1953 vs. DET (7th)
MOST RUNS	17*, 6/18/1953 vs. DET (7th)
MOST RUNS, none out	12++, 5/7/2009 vs. CLE (6th)
MOST RUNS, with 2 out.....	11, 8/21/1986 at CLE (6th)
MOST RUNS, with 2 out, none on	9, 6/2/1901 vs. MIL (9th)
MOST HITS	14*, 6/18/1953 vs. DET (7th)
MOST SINGLES.....	11*, 6/18/1953 vs. DET (7th)
MOST CONSECUTIVE HITS	10**, 6/27/2003 vs. FLA (1st, BB); 6/2/1901 vs. MIL (9th)
MOST BATTERS REACHING BASE.....	20+, 6/18/1953 vs. DET (7th)
MOST BATTERS REACHING BASE, consecutive	12, 6/23/1952 vs. DET (4th)
MOST DOUBLES	5, 6/1/2003 at TOR (3rd); 9/6/1997 vs. MIL (3rd); 6/21/1994 at TOR (1st)
MOST TRIPLES.....	4, 5/6/1934 vs. DET (4th)
MOST TRIPLES, consecutive.....	4+, 5/6/1934 vs. DET (4th)
MOST TOTAL BASES	25, 9/24/1940 at PHA (G1) (6th)
MOST EXTRA-BASE HITS.....	7, 9/24/1940 at PHA (G1) (6th)
MOST PINCH HITS	4++, 9/8/1995 at NYY (8th)

+ML record (since 1900) ++tied for ML record *AL record **tied for AL record



Carl Yastrzemski holds all-time Red Sox records in games, runs, hits, doubles, RBI, extra-base hits, and total bases.

Single-Season Batting Leaders

Games

1. Rice.....	*163, 1978
2. Buckner (L).....	162, 1985
Evans.....	1162, 1984
Evans.....	1162, 1982
Yastrzemski (L).....	1162, 1969
Scott.....	162, 1966
7. Vaughn (L).....	161, 1996
Boggs (L).....	161, 1985
Yastrzemski (L).....	161, 1970
Yastrzemski (L).....	161, 1967

Hits

1. Boggs (L).....	*240, 1985
2. Speaker (L).....	222, 1912
3. Boggs (L).....	214, 1988
4. Gonzalez (L).....	213, 2011
Pedroia.....	213, 2008
Rice.....	*213, 1978
7. Ellsbury (L).....	212, 2011
8. Boggs (L).....	210, 1983
9. Garciaparra.....	*209, 1997
10. Pesky (L).....	*208, 1946

Home Runs

1. Ortiz (L).....	*54, 2006
2. Foxx.....	50, 1938
3. Ortiz (L).....	47, 2005
4. Rice.....	*46, 1978
5. M. Ramirez.....	45, 2005
6. Vaughn (L).....	44, 1996
Yastrzemski (L).....	144, 1967
8. M. Ramirez.....	*43, 2004
Armas.....	*43, 1984
T. Williams (L).....	*43, 1949

Batting Avg

1. T. Williams (L).....	*.406, 1941
2. T. Williams (L).....	*.388, 1957
3. Speaker (L).....	.383, 1912
4. Garciaparra.....	*.372, 2000
5. Alexander.....	*.372, 1932
6. T. Williams (L).....	*.369, 1948
7. Boggs (L).....	*.368, 1985
8. Boggs (L).....	*.366, 1988
9. Speaker (L).....	.365, 1913
10. Boggs (L).....	*.363, 1987

Stolen Bases

1. Ellsbury (L).....	*70, 2009
2. T. Harper.....	*54, 1973
3. Ellsbury (L).....	*52, 2013
Speaker (L).....	52, 1912
5. Ellsbury (L).....	*50, 2008
6. Speaker (L).....	46, 1913
7. O. Nixon (S).....	42, 1994
Speaker (L).....	42, 1914
9. Werber.....	40, 1934
Hooper (L).....	40, 1910

Pinch Hits

1. Cronin.....	*18, 1943
2. R. Miller (L).....	16, 1983
D. Williams.....	*16, 1963
4. R. Miller (L).....	14, 1984
L. Green (L).....	14, 1966
6. D. Jones (L).....	*13, 1967
D. Jones (L).....	13, 1966
Finney (L).....	13, 1939
B. Miller.....	*13, 1935
10. 2 tied.....	12

At-Bats

1. Garciaparra.....	*684, 1997
2. Rice.....	*677, 1978
3. Buckner (L).....	673, 1985
4. Burleson.....	*663, 1977
5. Cramer (L).....	*661, 1940
6. Ellsbury (L).....	660, 2011
7. Garciaparra.....	658, 2003
Cramer (L).....	*658, 1938
9. Rice.....	657, 1984
10. 2 tied.....	653

Doubles

1. Webb (L).....	*67, 1931
2. Garciaparra.....	156, 2002
3. Pedroia.....	*54, 2008
4. Speaker (L).....	*53, 1912
5. Ortiz (L).....	52, 2007
6. Garciaparra.....	51, 2000
Boggs (L).....	*51, 1989
Cronin.....	*51, 1938
9. Beltre.....	*49, 2010
10. Pedroia.....	48, 2009

Runs Batted In

1. Foxx.....	*175, 1938
2. V. Stephens.....	1159, 1949
T. Williams (L).....	1159, 1949
4. Ortiz (L).....	*148, 2005
5. T. Williams (L).....	*145, 1939
6. Ramirez.....	144, 2005
Dropo.....	1144, 1950
V. Stephens.....	1144, 1950
9. Vaughn (L).....	143, 1996
Foxx.....	143, 1936

On-Base Pct.

1. T. Williams (L).....	*.553, 1941
2. T. Williams (L).....	*.526, 1957
3. T. Williams (L).....	*.513, 1954
4. T. Williams (L).....	*.499, 1942
5. T. Williams (L).....	*.499, 1947
6. T. Williams (L).....	*.497, 1946
7. T. Williams (L).....	*.497, 1948
8. T. Williams (L).....	*.490, 1949
9. T. Williams (L).....	*.479, 1956
10. Boggs (L).....	*.476, 1988

Extra-Base Hits

1. Foxx.....	*92, 1938
2. Ortiz (L).....	*91, 2004
3. Ortiz (L).....	*88, 2007
Ortiz (L).....	*88, 2005
5. Ramirez.....	87, 2004
6. Rice.....	*86, 1978
T. Williams (L).....	*86, 1939
8. Ortiz (L).....	85, 2006
Garciaparra.....	85, 2002
Garciaparra.....	85, 1997
T. Williams (L).....	*85, 1949

Multi-Hit Games

1. Boggs (L).....	*72, 1985
2. Rice.....	*69, 1978
3. Garciaparra.....	*68, 1997
Boggs (L).....	*68, 1983
5. Gonzalez (L).....	*66, 2011
T. Williams (L).....	66, 1940
7. Garciaparra.....	65, 2000
Pesky (L).....	65, 1942
9. 3 tied.....	64

Runs

1. T. Williams (L).....	*150, 1949
2. T. Williams (L).....	*142, 1946
3. T. Williams (L).....	*141, 1942
4. Foxx.....	139, 1938
5. Speaker (L).....	136, 1912
6. T. Williams (L).....	*135, 1941
7. T. Williams (L).....	*134, 1940
8. DiMaggio.....	*131, 1950
T. Williams (L).....	131, 1939
10. 2 tied.....	130

Triples

1. Speaker (L).....	22, 1913
2. Freeman (L).....	20, 1903
3. L. Gardner (L).....	19, 1914
Freeman (L).....	119, 1904
C. Stahl (L).....	119, 1904
Freeman (L).....	19, 1902
7. Speaker (L).....	18, 1914
L. Gardner (L).....	18, 1912
9. 4 tied.....	17

Walks

1. T. Williams (L).....	*162, 1949
T. Williams (L).....	*162, 1947
3. T. Williams (L).....	*156, 1946
4. T. Williams (L).....	*147, 1941
5. T. Williams (L).....	*145, 1942
6. T. Williams (L).....	*144, 1951
7. T. Williams (L).....	*136, 1954
8. Yastrzemski (L).....	128, 1970
9. T. Williams (L).....	*126, 1948
10. Boggs (L).....	*125, 1988

Slugging Pct.

1. T. Williams (L).....	*.735, 1941
2. T. Williams (L).....	*.731, 1957
3. Foxx.....	*.704, 1938
4. Foxx.....	*.694, 1939
5. T. Williams (L).....	*.667, 1946
6. Ruth (L).....	*.657, 1919
7. T. Williams (L).....	*.650, 1949
8. T. Williams (L).....	*.648, 1942
9. Ramirez.....	.647, 2002
10. Lynn (L).....	*.637, 1979

Total Bases

1. Rice.....	*406, 1978
2. Foxx.....	*398, 1938
3. Rice.....	*382, 1977
4. Vaughn (L).....	370, 1996
5. Rice.....	*369, 1979
Foxx.....	369, 1936
7. T. Williams (L).....	*368, 1949
8. Garciaparra.....	365, 1997
9. Ellsbury (L).....	*364, 2011
10. Ortiz (L).....	363, 2005

Intentional Walks

1. T. Williams (L).....	*33, 1957
2. Ramirez.....	*28, 2003
3. Ortiz (L).....	*27, 2013
4. Ramirez.....	*25, 2001
Boggs (L).....	*25, 1991
6. Ortiz (L).....	23, 2006
Vaughn (L).....	23, 1993
8. Gonzalez (L).....	20, 2011
Garciaparra.....	*20, 2000
Vaughn (L).....	*20, 1994

* led league † tied for league lead **376 AB for Red Sox but led AL at .367 overall (L) left-handed hitter (S) switch-hitter

Career Batting Leaders

Games

1. Yastrzemski (L).....	3,308
2. Evans	2,505
3. T. Williams (L).....	2,292
4. Rice	2,089
5. Doerr	1,865
6. Hooper (L).....	1,646
7. Boggs (L).....	1,625
8. Petrocelli.....	1,553
9. Varitek (S).....	1,546
10. Ortiz (L).....	1,514
11. DiMaggio.....	1,399
12. Malzone	1,359
13. Greenwell (L).....	1,269
14. G. Scott.....	1,192
15. Du. Lewis.....	1,184
16. Goodman (L).....	1,177
17. Cronin.....	1,134
18. Gardner (L).....	1,123
19. R. Miller (L).....	1,101
20. E. Scott	1,096

Hits

1. Yastrzemski (L).....	3,419
2. T. Williams (L).....	2,654
3. Rice	2,452
4. Evans	2,373
5. Boggs (L).....	2,098
6. Doerr	2,042
7. Hooper (L).....	1,707
8. DiMaggio.....	1,680
9. Ortiz (L).....	1,630
10. Malzone	1,454
11. Greenwell (L).....	1,400
12. Petrocelli.....	1,352
13. Goodman (L).....	1,344
14. Speaker (L).....	1,328
15. Varitek (S).....	1,307
16. Garciaparra.....	1,281
17. Pesky (L).....	1,277
18. Du. Lewis.....	1,248
19. Ramirez	1,232
20. Pedroia	1,218

Home Runs

1. T. Williams (L).....	521
2. Yastrzemski (L).....	452
3. Rice	382
4. Evans	379
5. Ortiz (L).....	373
6. Ramirez	274
7. Vaughn (L).....	230
8. Doerr	223
9. Foxx.....	222
10. Petrocelli.....	210
11. Varitek (S).....	193
12. Garciaparra.....	178
13. Jensen	170
14. T. Conigliaro	162
Fisk	162
16. G. Scott.....	154
17. R. Smith (S).....	149
18. T. Nixon (L).....	133
Youkilis	133
20. Malzone	131

At-Bats

1. Yastrzemski (L).....	11,988
2. Evans	8,726
3. Rice	8,225
4. T. Williams (L).....	7,706
5. Doerr	7,093
6. Hooper (L).....	6,270
7. Boggs (L).....	6,213
8. DiMaggio.....	5,640
9. Ortiz (L).....	5,580
10. Petrocelli.....	5,390
11. Malzone	5,273
12. Varitek (S).....	5,099
13. Greenwell (L).....	4,623
14. Goodman (L).....	4,399
15. Du. Lewis.....	4,325
16. G. Scott.....	4,234
17. Pesky (L).....	4,085
18. Burleson	4,064
19. Pedroia	4,029
20. Garciaparra.....	3,968

Doubles

1. Yastrzemski (L).....	646
2. T. Williams (L).....	525
3. Evans	474
4. Boggs (L).....	422
5. Ortiz (L).....	412
6. Doerr	381
7. Rice	373
8. DiMaggio.....	308
9. Varitek (S).....	306
10. Pedroia	287
11. Garciaparra.....	279
12. Greenwell (L).....	275
13. Cronin.....	270
14. Valentin	266
15. Ramirez	256
16. Du. Lewis.....	254
17. Goodman (L).....	248
18. Hooper (L).....	246
19. Speaker (L).....	241
20. Youkilis.....	239

Runs Batted In

1. Yastrzemski (L).....	1,844
2. T. Williams (L).....	1,839
3. Rice	1,451
4. Evans	1,346
5. Doerr	1,247
6. Ortiz (L).....	1,191
7. Ramirez	868
8. Foxx.....	788
9. Petrocelli.....	773
10. Varitek (S).....	757
11. Vaughn (L).....	752
12. Cronin.....	737
13. Jensen	733
14. Greenwell (L).....	726
15. Malzone	716
16. Garciaparra.....	690
17. Boggs (L).....	687
18. Du. Lewis.....	629
19. DiMaggio.....	618
20. Fisk	568

Runs

1. Yastrzemski (L).....	1,816
2. T. Williams (L).....	1,798
3. Evans	1,435
4. Rice	1,249
5. Doerr	1,094
6. Boggs (L).....	1,067
7. DiMaggio.....	1,046
8. Ortiz (L).....	993
9. Hooper (L).....	988
10. Pesky (L).....	776
11. Ramirez	743
12. Foxx.....	721
13. Garciaparra.....	709
14. Speaker (L).....	703
15. Goodman (L).....	688
16. Varitek (S).....	664
17. Greenwell (L).....	657
18. Petrocelli.....	653
19. Pedroia	651
20. Cronin.....	645

Triples

1. Hooper (L).....	130
2. Speaker (L).....	106
3. Freeman (L).....	90
4. Doerr	89
5. Gardner (L).....	87
6. Rice	79
7. Ferris.....	77
8. Evans.....	72
9. T. Williams (L).....	71
10. J. Collins	65
11. Parent	63
12. Du. Lewis.....	62
C. Stahl (L).....	62
14. Yastrzemski (L).....	59
15. DiMaggio.....	57
16. Todd (L).....	56
17. Garciaparra.....	50
J. Stahl	50
19. Boggs (L).....	47
He. Wagner	47

Walks

1. T. Williams (L).....	2,021
2. Yastrzemski (L).....	1,845
3. Evans	1,337
4. Boggs (L).....	1,004
5. Ortiz (L).....	901
6. Hooper (L).....	826
7. Doerr	809
8. DiMaggio.....	750
9. Rice	670
10. Petrocelli.....	661
11. Ramirez	636
12. Foxx.....	624
13. Varitek (S).....	614
14. Cronin.....	585
Jensen	585
16. Pesky (L).....	581
17. Goodman (L).....	561
18. Vaughn (L).....	519
19. Youkilis.....	494
20. Greenwell (L).....	460

(L) left-handed hitter (S) switch-hitter

Career Batting Leaders, Continued

Batting Avg. (1,500 AB)

1. T. Williams (L).....	344
2. Boggs (L).....	338
3. Speaker (L).....	337
4. Garciaparra.....	323
5. Runnels (L).....	320
6. Foxx.....	320
7. R. Johnson (L).....	313
8. Pesky (L).....	313
9. Ramirez.....	312
10. Lynn (L).....	308
11. Goodman (L).....	306
12. Vaughn (L).....	304
13. Greenwell (L).....	303
14. Pedroia	302
15. Cramer (L).....	302
16. R. Ferrell.....	302
17. Finney (L).....	301
18. Cronin.....	300
19. Rice.....	298
20. DiMaggio.....	298

On-Base Pct. (1,500 AB)

1. T. Williams (L).....	482
2. Foxx.....	429
3. Boggs (L).....	428
4. Speaker (L).....	414
5. Ramirez.....	411
6. Runnels (L).....	408
7. Pesky (L).....	401
8. Vaughn (L).....	394
9. Cronin.....	394
10. R. Ferrell.....	394
11. Ortiz (L).....	390
12. Youkilis.....	388
13. R. Johnson (L).....	386
14. Goodman (L).....	386
15. DiMaggio.....	383
16. Lynn (L).....	383
17. Yastrzemski (L).....	379
18. Jensen.....	374
19. Flagstead.....	374
20. Garciaparra.....	370

Slugging Pct. (1,500 AB)

1. T. Williams (L).....	634
2. Foxx.....	605
3. Ramirez.....	588
4. Ortiz (L).....	572
5. Garciaparra.....	553
6. Vaughn (L).....	542
7. Lynn (L).....	520
8. Rice.....	502
9. V. Stephens.....	492
10. Daubach (L).....	488
11. T. Conigliaro.....	488
12. Youkilis.....	487
13. Cronin.....	484
14. Speaker (L).....	482
15. Fisk.....	481
16. Armas.....	480
17. T. Nixon (L).....	478
18. Jensen.....	478
19. Evans.....	473
20. R. Smith (S).....	471

Stolen Bases

1. Hooper (L).....	300
2. Speaker (L).....	267
3. Ellsbury (L).....	241
4. Yastrzemski (L).....	168
5. He. Wagner.....	141
6. Gardner (L).....	134
7. Parent.....	129
8. Pedroia	119
9. T. Harper.....	107
Werber.....	107
11. C. Stahl (L).....	105
12. J. Collins.....	102
Du. Lewis.....	102
14. DiMaggio.....	100
15. Damon (L).....	98
Remy (L).....	98
17. Burks.....	95
Jensen.....	95
19. Garciaparra.....	84
R. Smith (S).....	84


Extra-Base Hits

1. Yastrzemski (L).....	1,157
2. T. Williams (L).....	1,117
3. Evans.....	925
4. Rice.....	834
5. Ortiz (L).....	800
5. Doerr.....	693
7. Boggs (L).....	554
8. Ramirez.....	537
9. Varitek (S).....	513
10. Garciaparra.....	507
11. Petrocelli.....	469
12. DiMaggio.....	452
13. Foxx.....	448
14. Greenwell (L).....	443
15. Vaughn (L).....	439
16. Cronin.....	433
17. Hooper (L).....	406
18. Valentin.....	404
19. Fisk.....	402
20. Pedroia	399

Total Bases

1. Yastrzemski (L).....	5,539
2. T. Williams (L).....	4,884
3. Rice.....	4,129
4. Evans.....	4,128
5. Doerr.....	3,270
6. Ortiz (L).....	3,191
7. Boggs (L).....	2,869
8. DiMaggio.....	2,363
9. Ramirez.....	2,324
10. Hooper (L).....	2,303
11. Petrocelli.....	2,263
12. Varitek (S).....	2,220
13. Garciaparra.....	2,194
14. Greenwell (L).....	2,141
15. Malzone.....	2,123
16. Vaughn (L).....	2,074
17. Foxx.....	1,988
18. Speaker (L).....	1,898
19. Cronin.....	1,883
20. Fisk.....	1,856

(L) left-handed hitter
(S) switch-hitter



Harry Hooper is the Red Sox career leader in triples and stolen bases.


Annual Batting Leaders

Year	Batting Average	Runs	Hits	Doubles
2013	Ortiz.....309	Ellsbury.....92	Pedroia.....193	Pedroia.....42
2012	Gonzalez.....300	Pedroia.....81	Pedroia.....163	Pedroia.....39
2011	Pedroia.....338	Ellsbury.....119	Gonzalez.....*213	Ellsbury.....46
2010	Beltre.....321	Scutaro.....92	Beltre.....189	Beltre.....*49
2009	Youkilis.....305	Pedroia.....*115	Ellsbury.....188	Pedroia.....48
2008	Pedroia.....326	Pedroia.....*118	Pedroia.....*213	Pedroia.....*54
2007	Ortiz.....332	Ortiz.....116	Lowell.....191	Ortiz.....52
2006	Ramirez.....321	Ortiz.....115	Loretta.....181	Lowell.....47
2005	Damon.....316	Ortiz.....119	Damon.....197	Ortiz.....40
2004	Ramirez.....308	Damon.....123	Damon.....189	Ortiz.....47
2003	Mueller.....*326	GarciaParra.....120	GarciaParra.....198	Mueller.....45
2002	Ramirez.....*349	Damon.....118	GarciaParra.....197	GarciaParra.....*56
2001	Ramirez.....306	T. Nixon.....100	Ramirez.....162	Ramirez.....33
2000	GarciaParra.....*372	GarciaParra.....104	GarciaParra.....197	GarciaParra.....51
1999	GarciaParra.....*357	Offerman.....107	GarciaParra.....190	GarciaParra.....42
1998	Vaughn.....337	Valentin.....113	Vaughn.....205	Valentin.....44
1997	Jefferson.....319	GarciaParra.....122	GarciaParra.....*209	Valentin.....*47
1996	Vaughn.....326	Vaughn.....118	Vaughn.....207	Jefferson.....30
1995	Naehring.....307	Valentin.....108	Vaughn.....165	Valentin.....37
1994	Vaughn.....310	Vaughn.....65	Vaughn.....122	Valentin.....26
1993	Greenwell.....315	Vaughn.....86	Greenwell.....170	Valentin.....40
1992	Brunansky.....266	Reed.....64	Reed.....136	Brunansky.....31
1991	Boggs.....332	Boggs.....93	Boggs.....181	Boggs, Reed.....42
1990	Boggs.....302	Boggs, Burks.....89	Boggs.....187	Reed.....*45
1989	Boggs.....330	Boggs.....*113	Boggs.....205	Boggs.....*51
1988	Boggs.....*366	Boggs.....*128	Boggs.....214	Boggs.....*45
1987	Boggs.....*363	Evans.....109	Boggs.....200	Boggs.....40
1986	Boggs.....*357	Boggs.....107	Boggs.....207	Boggs.....47
1985	Boggs.....*368	Evans.....110	Boggs.....*240	Buckner.....46
1984	Boggs.....325	Evans.....*121	Boggs.....203	Evans.....37
1983	Boggs.....*361	Boggs.....100	Boggs.....210	Boggs.....44
1982	Rice.....309	Evans.....122	Evans, Remy.....178	Evans.....37
1981	Lansford.....*336	Evans.....84	Lansford.....134	Lansford.....23
1980	Rice.....294	Burleson.....89	Burleson.....179	Evans.....37
1979	Lynn.....*333	Rice.....117	Rice.....201	Lynn.....42
1978	Rice.....315	Rice.....121	Rice.....*213	Fisk.....39
1977	Rice.....320	Fisk.....106	Rice.....206	Burleson.....36
1976	Lynn.....314	Fisk, Lynn.....76	Rice.....164	Evans.....34
1975	Lynn.....331	Lynn.....*103	Lynn.....175	Lynn.....*47
1974	Yastrzemski.....301	Yastrzemski.....*93	Yastrzemski.....155	Yastrzemski.....25
1973	Yastrzemski.....296	T. Harper.....92	Yastrzemski.....160	Cepeda, Yastrzemski.....25
1972	Fisk.....293	T. Harper.....92	T. Harper.....141	T. Harper.....29
1971	R. Smith.....283	R. Smith.....85	R. Smith.....175	R. Smith.....*33
1970	Yastrzemski.....329	Yastrzemski.....*125	Yastrzemski.....186	R. Smith.....32
1969	R. Smith.....309	Yastrzemski.....96	R. Smith.....168	Petrocelli.....32
1968	Yastrzemski.....*301	Yastrzemski.....90	Yastrzemski.....162	R. Smith.....*37
1967	Yastrzemski.....*326	Yastrzemski.....*112	Yastrzemski.....*189	Yastrzemski.....31
1966	Yastrzemski.....278	Foy.....97	Yastrzemski.....165	Yastrzemski.....*39
1965	Yastrzemski.....312	T. Conigliaro.....82	Yastrzemski.....154	Yastrzemski.....*45
1964	Bressoud.....293	Bressoud.....86	Stuart.....168	Bressoud.....41
1963	Yastrzemski.....*321	Yastrzemski.....91	Yastrzemski.....*183	Yastrzemski.....40
1962	Runnels.....*326	Yastrzemski.....99	Yastrzemski.....191	Yastrzemski.....43
1961	Malzone.....266	Schilling.....87	Schilling.....167	Yastrzemski.....31
1960	Runnels.....*320	Runnels.....80	Runnels.....169	Malzone.....30
1959	Runnels.....314	Jensen.....101	Runnels.....176	Malzone.....34
1958	T. Williams.....*328	Runnels.....103	Malzone.....185	Runnels.....32
1957	T. Williams.....*388	Piersall.....103	Malzone.....185	Malzone.....31
1956	T. Williams.....345	Klaus, Piersall.....91	Jensen.....182	Piersall.....*40
1955	Goodman.....294	Goodman.....100	Goodman.....176	Goodman.....31
1954	T. Williams.....345	T. Williams.....93	Jensen.....160	3 tied.....25
1953	Goodman.....313	Piersall.....76	Goodman.....161	Kell.....41
1952	Goodman.....306	DiMaggio.....81	Goodman.....157	Goodman.....27
1951	T. Williams.....318	DiMaggio.....*113	DiMaggio.....189	DiMaggio, Goodman.....34
1950	Goodman.....*354	DiMaggio.....*131	DiMaggio.....193	V. Stephens.....34
1949	T. Williams.....343	T. Williams.....*150	T. Williams.....194	T. Williams.....*39
1948	T. Williams.....*369	DiMaggio.....127	T. Williams.....188	T. Williams.....*44
1947	T. Williams.....*343	T. Williams.....*125	Pesky.....*207	T. Williams.....40
1946	T. Williams.....342	T. Williams.....*142	Pesky.....*208	Pesky.....43
1945	B. Johnson.....280	Lake.....81	B. Johnson.....148	Nesome.....30

Annual Batting Leaders, Continued

Year	Batting Average	Runs	Hits	Doubles
1944	Doerr..... .325	B. Johnson..... 106	B. Johnson..... 170	B. Johnson..... 40
1943	Fox..... .288	Doerr..... 78	Doerr..... 163	Doerr..... 32
1942	T. Williams..... * .356	T. Williams..... *141	Pesky..... *205	DiMaggio..... 36
1941	T. Williams..... * .406	T. Williams..... *135	T. Williams..... 185	Cronin..... 38
1940	T. Williams..... .344	T. Williams..... *134	Cramer..... **200	T. Williams..... 43
1939	Fox..... .360	T. Williams..... 131	T. Williams..... 185	T. Williams..... 44
1938	Fox..... * .349	Fox..... 139	Vosmik..... *201	Cronin..... *51
1937	Chapman..... .307	Fox..... 111	Cronin..... 175	Cronin..... 40
1936	Fox..... .338	Fox..... 130	Fox..... 198	McNair..... 36
1935	R. Johnson..... .315	Almada..... 85	Almada..... 176	Cronin..... 37
1934	Werber..... .321	Werber..... 129	Werber..... 200	R. Johnson..... 43
1933	R. Johnson..... .313	R. Johnson..... 88	R. Johnson..... 151	Cooke..... 35
1932	Alexander..... +.372	R. Johnson..... 70	Jolley..... 164	Pickering..... 28
1931	Webb..... .333	Webb..... 96	Webb..... 196	Webb..... *67
1930	Webb..... .323	Oliver..... 86	Oliver..... 189	Regan..... 35
1929	Rothrock..... .300	Rothrock..... 70	Scarritt..... 159	Todt..... 38
1928	Myer..... .313	Flagstead..... 84	Myer..... 168	Flagstead..... 41
1927	Tobin..... .310	Flagstead..... 63	Myer..... 135	Regan..... 37
1926	Rigney..... .270	Rigney..... 71	Todt..... 153	Jacobson..... 36
1925	I. Boone..... .330	Flagstead..... 84	Flagstead..... 160	Flagstead..... 38
1924	I. Boone..... .337	Flagstead..... 106	Wambsganss..... 174	Wambsganss..... 41
1923	J. Harris..... .335	Burns..... 91	Burns..... 181	Burns..... 47
1922	J. Harris..... .316	Pratt..... 73	Pratt..... 183	Pratt..... 44
1921	Pratt..... .324	Leibold..... 88	McInnis..... 179	Pratt..... 36
1920	Hooper..... .312	Hooper..... 91	Hooper..... 167	Hooper, Schang..... 30
1919	Ruth..... .322	Ruth..... *103	E. Scott..... 141	Ruth..... 34
1918	Hooper..... .289	Hooper..... 81	Hooper..... 137	Hooper, Ruth..... 26
1917	Du. Lewis..... .302	Hooper..... 89	Du. Lewis..... 167	Du. Lewis..... 29
1916	Gardner..... .308	Hooper..... 75	Hooper..... 156	Lewis, Walker..... 29
1915	Speaker..... .322	Speaker..... 108	Speaker..... 176	Du. Lewis..... 31
1914	Speaker..... .338	Speaker..... 100	Speaker..... *193	Speaker..... *46
1913	Speaker..... .365	Hooper..... 100	Speaker..... 190	Speaker..... 35
1912	Speaker..... .383	Speaker..... 136	Speaker..... 222	Speaker..... *53
1911	Speaker..... .334	Hooper..... 93	Speaker..... 167	Speaker..... 34
1910	Speaker..... .340	Speaker..... 92	Speaker..... 183	Du. Lewis..... 29
1909	Lord..... .311	Lord..... 86	Speaker..... 168	Speaker..... 26
1908	Gessler..... .308	McConnell..... 77	Lord..... 145	Lord..... 15
1907	Congalton..... .286	D. Sullivan..... 73	Congalton..... 142	Ferris..... 25
1906	Grimshaw..... .290	Parent..... 67	C. Stahl..... 140	Ferris..... 25
1905	J. Collins..... .276	Burkett..... 78	Burkett..... 147	J. Collins..... 25
1904	Parent..... .291	Collins, Parent..... 85	Parent..... 172	J. Collins..... 33
1903	Dougherty..... .331	Dougherty..... *107	Dougherty..... *195	Freeman..... 39
1902	Dougherty..... .342	C. Stahl..... 92	Freeman..... 174	Freeman..... 38
1901	Freeman..... .339	J. Collins..... 109	J. Collins..... 185	J. Collins..... 42

* led league ** tied for league lead + led league at .367 with BOS and DET



Ted Williams set a club record with his .406 AVG in 1941 and became the last ML player to hit .400.

Annual Batting Leaders, Continued

Year	Triples	Home Runs	Runs Batted In	Stolen Bases
2013	Drew, Ellsbury8	Ortiz30	Ortiz103	Ellsbury*52
2012	Pedroia3	Saltalamacchia25	Gonzalez86	Pedroia20
2011	Crawford7	Ellsbury32	Gonzalez117	Ellsbury39
2010	Youkilis5	Ortiz32	Beltre, Ortiz102	Kalish10
2009	Ellsbury*10	Bay36	Bay119	Ellsbury*70
2008	Ellsbury7	Youkilis29	Youkilis115	Ellsbury*50
2007	Crisp7	Ortiz35	Lowell120	Lugo33
2006	7 tied2	Ortiz*54	Ortiz*137	Crisp22
2005	Damon6	Ortiz47	Ortiz*148	Damon18
2004	Damon6	Ramirez*43	Ortiz139	Damon19
2003	GarciaParra13	Ramirez37	GarciaParra105	Damon30
2002	Damon*11	Ramirez33	GarciaParra120	Damon31
2001	O'Leary6	Ramirez41	Ramirez125	Everett9
2000	T. Nixon8	Everett34	Everett108	Everett11
1999	Offerman11	O'Leary28	GarciaParra104	Offerman18
1998	GarciaParra, O'Leary8	Vaughn40	GarciaParra122	Da. Lewis29
1997	GarciaParra*11	Vaughn35	GarciaParra98	GarciaParra22
1996	O'Leary5	Vaughn44	Vaughn143	Frye18
1995	O'Leary6	Vaughn39	Vaughn*126	Valentin20
1994	S. Cooper4	Vaughn26	Vaughn82	O. Nixon42
1993	Greenwell6	Vaughn29	Vaughn101	Fletcher16
1992	Boggs4	Brunansky15	Brunansky74	Reed7
1991	Greenwell6	J. Clark28	J. Clark87	Greenwell15
1990	Burks8	Burks21	Burks89	Burks9
1989	Boggs7	Esasky30	Esasky108	Burks21
1988	Greenwell8	Greenwell22	Greenwell119	Burks25
1987	Owen7	Evans34	Evans123	Burks27
1986	Armas, Barrett4	Baylor31	Rice110	Barrett15
1985	Armas, Gedman5	Evans29	Buckner110	Buckner18
1984	Evans8	Armas*43	Armas*123	Gutierrez12
1983	Boggs7	Rice*39	Rice*126	Remy11
1982	Evans7	Evans32	Evans98	Remy16
1981	Evans4	Evans*22	Evans71	Lansford15
1980	Rice6	T. Perez25	T. Perez105	Remy14
1979	Hobson7	Lynn, Rice39	Rice130	Remy14
1978	Rice*15	Rice*46	Rice*139	Remy30
1977	Rice15	Rice*39	Rice114	Burleson13
1976	Lynn, Rice8	Rice25	Yastrzemski102	Burleson, Lynn14
1975	Lynn7	Rice22	Lynn105	Lynn, Rice10
1974	Evans8	Petrocelli, Yastrzemski15	Yastrzemski79	T. Harper28
1973	R. Miller7	Fisk26	Yastrzemski95	T. Harper*54
1972	Fisk*9	Fisk22	Petrocelli75	T. Harper25
1971	Kennedy5	R. Smith30	R. Smith96	Griffin, Smith11
1970	R. Smith7	Yastrzemski40	T. Conigliaro116	Yastrzemski23
1969	R. Smith7	Petrocelli, Yastrzemski40	Yastrzemski111	Yastrzemski15
1968	R. Smith5	Harrelson35	Harrelson*109	Foy26
1967	G. Scott7	Yastrzemski*44	Yastrzemski*121	R. Smith16
1966	Foy8	T. Conigliaro28	T. Conigliaro93	Tartabull11
1965	L. Green6	T. Conigliaro*32	Mantilla92	L. Green, Jones8
1964	Yastrzemski9	Stuart33	Stuart114	Jones, Yastrzemski6
1963	Clinton7	Stuart42	Stuart*118	Geiger9
1962	Clinton*10	Malzone21	Malzone95	Geiger18
1961	Geiger, Yastrzemski6	Geiger18	Malzone87	Geiger16
1960	Buddin, Clinton5	T. Williams29	Wert103	Runnels, Stephens5
1959	Runnels6	Jensen28	Jensen*112	Jensen20
1958	Piersall, Runnels5	Jensen35	Jensen*122	Piersall12
1957	Malzone, Piersall5	T. Williams38	Jensen, Malzone103	Piersall14
1956	Jensen*11	T. Williams24	Jensen97	Jensen11
1955	Jensen6	T. Williams28	Jensen*116	Jensen16
1954	Agganis8	T. Williams29	Jensen117	Jensen*22
1953	Piersall9	Gernert21	Kell73	Piersall11
1952	Evers, Vollmer4	Gernert19	Gernert67	Throneberry16
1951	Pesky6	T. Williams30	T. Williams126	Goodman7
1950	DiMaggio, Doerr*11	Dropo34	Dropo, Stephens*144	DiMaggio*15
1949	Doerr9	T. Williams*43	Stephens, Williams159	DiMaggio9
1948	V. Stephens8	V. Stephens29	V. Stephens137	DiMaggio10
1947	Doerr10	T. Williams*32	T. Williams*114	Pesky12
1946	Doerr9	T. Williams38	T. Williams123	DiMaggio10
1945	Johnson, McBride7	B. Johnson12	B. Johnson74	Metkovich19

Annual Batting Leaders, Continued

Year	Triples	Home Runs	Runs Batted In	Stolen Bases
1944	Doerr.....10	B. Johnson.....17	B. Johnson.....106	Metkovich.....13
1943	Lupien.....9	Doerr.....16	Tabor.....85	Fox.....22
1942	Pesky.....9	T. Williams.....*36	T. Williams.....*137	DiMaggio.....16
1941	Finney.....10	T. Williams.....*37	T. Williams.....120	Tabor.....17
1940	Finney.....15	Foxx.....36	Foxx.....119	Tabor.....14
1939	T. Williams.....11	Foxx.....*35	T. Williams.....*145	Tabor.....16
1938	Foxx.....9	Foxx.....50	Foxx.....*175	Chapman.....13
1937	Chapman, Cramer.....11	Foxx.....36	Foxx.....127	Chapman.....27
1936	Foxx, Kroner.....8	Foxx.....41	Foxx.....143	Werber.....23
1935	Cronin.....14	Werber.....14	Cronin.....95	Werber.....*29
1934	Johnson, Werber.....10	Werber.....11	R. Johnson.....119	Werber.....*40
1933	Cooke.....10	R. Johnson.....10	R. Johnson.....95	Werber.....15
1932	Olson.....6	Jolley.....18	Jolley.....99	R. Johnson.....13
1931	Oliver.....5	Webb.....14	Webb.....103	Rothrock.....13
1930	Regan.....10	Webb.....16	Webb.....66	Oliver, Reeves.....6
1929	Scarritt.....17	Rothrock.....6	Scarritt.....71	Rothrock.....23
1928	Taitt.....14	Todt.....12	Regan.....75	Myer.....30
1927	Myer.....11	Todt.....6	Flagstead.....69	Flagstead.....12
1926	Todt.....12	Todt.....7	Jacobson, Todt.....69	Haney.....*13
1925	Todt.....13	Todt.....11	Todt.....75	Ezzell, Prothro.....9
1924	Harris, Veach.....9	I. Boone.....13	Veach.....99	Wambsganss.....14
1923	J. Harris.....11	J. Harris.....13	Burns.....82	McMillan.....13
1922	J. Harris.....9	Burns.....12	Pratt.....86	Menosky.....9
1921	S. Collins.....12	Pratt.....5	Pratt.....102	S. Collins.....15
1920	Hooper.....17	Hooper.....7	Hendryx.....73	Menosky.....23
1919	Ruth.....12	Ruth.....*29	Ruth.....*114	Hooper.....23
1918	Hooper.....13	Ruth.....*11	Ruth.....66	Hooper.....24
1917	Hooper.....11	Hooper.....3	Du. Lewis.....65	Hooper.....21
1916	Hooper, Walker.....11	3 tied.....3	Gardner.....62	Hooper.....27
1915	Hooper.....13	Ruth.....4	Du. Lewis.....76	Speaker.....29
1914	Gardner.....19	Speaker.....4	Speaker.....90	Speaker.....42
1913	Speaker.....22	Hooper.....4	Du. Lewis.....90	Speaker.....46
1912	Gardner.....18	Speaker.....*10	Du. Lewis.....109	Speaker.....52
1911	Speaker.....13	Speaker.....8	Du. Lewis.....86	Hooper.....38
1910	J. Stahl.....16	J. Stahl.....*10	J. Stahl.....77	Hooper.....40
1909	Speaker.....13	Speaker.....7	Speaker.....77	Lord.....36
1908	Gessler.....14	Gessler.....3	Gessler.....63	McConnell.....31
1907	Unglaub.....13	Ferris.....4	Unglaub.....62	He. Wagner.....20
1906	Ferris.....13	C. Stahl.....4	C. Stahl.....51	Parent.....16
1905	Ferris.....16	Ferris.....6	J. Collins.....65	Parent.....25
1904	Freeman, Stahl.....19	Freeman.....7	Freeman.....84	Parent.....20
1903	Freeman.....20	Freeman.....*13	Freeman.....*104	Dougherty.....35
1902	Freeman.....19	Freeman.....11	Freeman.....*121	C. Stahl.....24
1901	Collins, Stahl.....16	Freeman.....12	Freeman.....114	Dowd.....33



David Ortiz led the AL and set a club single-season mark with 54 homers in 2006.

Miscellaneous Batting

200-Hit Seasons

RANK/PLAYER	HITS, YEAR	RANK/PLAYER	HITS, YEAR	RANK/PLAYER	HITS, YEAR
1. Boggs.....	*240, 1985	9. Garciaparra.....	*209, 1997	18. Boggs.....	203, 1984
2. Speaker.....	222, 1912	10. Pesky.....	*208, 1946	19. Buckner.....	201, 1985
3. Boggs.....	214, 1988	11. Vaughn.....	207, 1996		Rice.....201, 1979
4. Gonzalez.....	+213, 2011	Boggs.....	207, 1986		Vosmik.....201, 1938
Pedroia.....	+213, 2008	Pesky.....	*207, 1947	22. Boggs.....	200, 1987
Rice.....	*213, 1978	14. Rice.....	206, 1977		Rice.....200, 1986
7. Ellsbury.....	212, 2011	15. Vaughn.....	205, 1998		Cramer.....+200, 1940
8. Boggs.....	210, 1983	Boggs.....	205, 1989	Werber.....	200, 1934
*led league +tied for league lead		Pesky.....	*205, 1942		

20-Game Consecutive Hitting Streaks

RANK/PLAYER	G	YEAR(S)	RANK/PLAYER	G	YEAR(S)	RANK/PLAYER	G	YEAR(S)
1. DiMaggio	34	1949	Metkovich	25	1944	29. Garciaparra	21	2000-01
2. Garciaparra	30	1997	16. Garciaparra	24	1998	Greenwell	21	1989
Speaker	30	1912	17. Youkilis	23	2007	Rice	21	1980
4. Damon	29	2005	Bressoud	23	1963-64	Doerr	21	1943
5. Boggs	28	1985	T. Williams	23	1941	33. Walker	20	2003
6. D. Ortiz	27	2012-13	Myer	23	1928	Boggs	20	1986
Ramirez	27	2006	Burns	23	1922	Easler	20	1984
DiMaggio	27	1951	Pratt	23	1922	Lynn	20	1979
9. Garciaparra	26	2003	23. Ellsbury	22	2009	Lynn	20	1975
Pesky	26	1947	Ramirez	22	2002-03	Jolley	20	1932
Freeman	26	1902	Jefferson	22	1997	Boone	20	1925
12. Pedroia	25	2011	Doyle	22	1975	Ruth	20	1919
V. Martinez	25	2009	DiMaggio	22	1942	Speaker	20	1912
Boggs	25	1987	Speaker	22	1913	Speaker	20	1912

Career Pinch-Hit Leaders

Rank/Player	H	Rank/Player	H	Rank/Player	H
1. D. Jones.....	55	9. G. Stephens.....	24	13. Geiger.....	22
2. R. Miller.....	49	10. Finney.....	23	14. L. Green.....	21
3. R. Nixon.....	43		Gedman.....23	15. Spence.....	20
4. T. Williams.....	33		P. Green.....23		Tartabull.....20
5. Cronin.....	29				
	Henricksen.....29				
	Varitek.....29				

Hitting For The Cycle

PLAYER	DATE/OPP.	PLAYER	DATE/OPP.
John Valentin.....	6/6/1996 vs. CWS	Ted Williams.....	7/21/1946 (G2) vs. STL
Scott Cooper.....	4/12/1994 at KC	Bob Johnson.....	7/6/1944 vs. STL
Mike Greenwell.....	9/14/1988 vs. BAL	Bobby Doerr.....	5/17/1944 (G2) vs. DET
Rich Gedman.....	9/18/1985 vs. TOR	Leon Culberson.....	7/3/1943 at CLE
Dwight Evans.....	6/28/1984 vs. SEA (11)	Joe Cronin.....	8/2/1940 at DET
Fred Lynn.....	5/13/1980 vs. MIN	Julius Solters.....	8/19/1934 (G1) at DET
Bob Watson.....	9/15/1979 at BAL	Roy Carlyle.....	7/21/1925 (G1) at CWS
Carl Yastrzemski.....	5/14/1965 vs. DET (10)	Tris Speaker.....	6/9/1912 at STL
Lu Clinton.....	7/13/1962 at KCA (15)*	Patsy Dougherty.....	7/29/1903 vs. NY
Bobby Doerr.....	5/13/1947 vs. CWS	Buck Freeman.....	6/21/1903 at CLE

*Hit for cycle in 9 innings

NOTE: 19 Red Sox have hit for the cycle. Bobby Doerr is the only player to do it twice.

Pitchers Batting Since DH Rule (Non-Interleague Games)

DATE/OPP.	PITCHER	RESULT	DATE/OPP.	PITCHER	RESULT
8/12/2012 at CLE	Clayton Mortensen	SO (swing)	8/13/1985 vs. KC	Tim Lollar-PH	Line out (L-5)
7/31/2000 at SEA	Hipolito Pichardo	SO (called)	7/29/1980 at KC	Dick Drago	Ground out (6-3)
6/28/2000 vs. BAL	Tim Wakefield-PH	Sac. bunt	7/25/1979 vs. OAK	Joel Finch	Fly out (F-9)
6/28/2000 vs. BAL	Pete Schourek-PH	Single CF	7/5/1976 vs. CHW	Luis Tiant	SO (swinging)
5/13/2000 at BAL	Derek Lowe	SO (called)	6/17/1976 at OAK	Dick Pole	Ground out (1-3)
4/22/1998 at DET	Tim Wakefield-PH	Sac. bunt	5/21/1976 at NYY	Jim Willoughby	Fly out (F-8)
5/23/1996 vs. SEA	Roger Clemens	Single CF	7/12/1975 vs. TEX	Luis Tiant	Fly out (F-9)
8/12/1986 at KC (G2)	Tim Lollar-PH	Single CF			

RBI History

Most Career 100-RBI Seasons

No.	PLAYER	YEARS	No.	PLAYER	YEARS	No.	PLAYER	YEARS
9	T. Williams	1939-42, 46-49, 51	6	Foxx	1936-41	4	Evans	1984, 87-89
8	Rice	1975, 77-79, 83-86	5	Yastrzemski	1967, 69-70, 76-77	3	V. Stephens	1948-50
7	Ortiz	2003-07, 10, 13	5	Jensen	1954-55, 57-59	3	Cronin	1937, 39-40
6	Ramirez	2001-06	4	Garcia-parra	1998-99, 2002-03	3	Freeman	1901-03
6	Doerr	1940, 42, 46, 48-50	4	Vaughn	1993, 95-96, 98			

Game-Winning RBI Leaders (Since 1979)

Year	Player	RBI	Year	Player	RBI	Year	Player	RBI
1979	Lynn	13	1991	Clark, Greenwell	14	2003	Ortiz	16
1980	T. Perez	9	1992	Brunansky	13	2004	Ortiz, Ramirez	17
1981	Yastrzemski	10	1993	Dawson	16	2005	Ortiz	21
1982	Rice	15	1994	Naehring	7	2006	Ortiz	18
1983	Rice	14	1995	Valentin	10	2007	Ramirez	17
1984	Rice	17	1996	Vaughn	12	2008	Drew	11
1985	Evans	13	1997	Garcia-parra	13	2009	Bay, Lowell, Ortiz	12
1986	Baylor	13	1998	Garcia-parra	20	2010	Ortiz	13
1987	Boggs	15	1999	O'Leary	14	2011	Gonzalez	17
1988	Greenwell	*23	2000	Garcia-parra	18	2012	Gonzalez	11
1989	Burks	12	2001	Ramirez	16	2013	Napoli, Pedroia	12
1990	Burks	17	2002	Garcia-parra	16			

*AL record while official stat

NOTE: A uniform GWRBI rule was adopted by both leagues in 1979 as "the RBI that gives a team a lead it never relinquishes." Discontinued as an official stat after the 1988 season, the Red Sox still use the 1979 rule.

Game-Tying And Go-Ahead RBI Leaders (Since 1972)

Year	Player	RBI	Year	Player	RBI	Year	Player	RBI
1972	Yastrzemski	34	1986	Rice	40	2000	Garcia-parra	38
1973	Cepeda	27	1987	Boggs	39	2001	Ramirez	47
1974	Yastrzemski	30	1988	Greenwell	44	2002	Ramirez	30
1975	Rice	43	1989	Greenwell	31	2003	Ortiz	34
1976	Yastrzemski	40	1990	Burks	30	2004	Ortiz	43
1977	Rice	43	1991	Greenwell	27	2005	Ortiz	48
1978	Rice	58	1992	Brunansky	26	2006	Ortiz	55
1979	Lynn	50	1993	Greenwell	28	2007	Ortiz	47
1980	T. Perez	34	1994	Vaughn	23	2008	Ortiz, Ramirez	26
1981	Evans	27	1995	Vaughn	32	2009	Bay	37
1982	Evans	36	1996	Vaughn	42	2010	Ortiz	45
1983	Rice	49	1997	Garcia-parra	41	2011	Gonzalez	37
1984	Rice	43	1998	Vaughn	39	2012	Gonzalez	30
1985	Buckner	36	1999	O'Leary	35	2013	Pedroia	35

NOTE: The only players with 40 combined G-T and G-A RBI who did not lead the team that year are Jim Rice who had 41 in 1979 and Manny Ramirez with 41 in 2004.

Most Consecutive Games With RBI (Since 1916)

NAME	GAMES	RBI	YEAR	DATES
Ted Williams	12	18	1942	8/31-9/13
Joe Cronin	12	19	1939	6/27-7/9
Ted Williams	11	21	1950	5/30 (G1)-6/10
Manny Ramirez	10	12	2002	9/14-24
Dwight Evans	10	18	1989	9/15-26
Butch Hobson	10	21	1978	4/14-23
Mike Higgins	10	16	1938	8/30-9/6
Joe Cronin	10	14	1935	8/7 (G1)-17 (G1)
Roy Johnson	10	16	1934	7/6-16 (G2)
Joe Harris	10	13	1924	5/14-24

Red Sox Most RBI In One Game

RBI	PLAYER	DATE	OPP.	RBI	PLAYER	DATE	OPP.
10	Nomar Garcia-parra	5/10/1999	vs. SEA	9	Jackie Jensen	8/2/1956	at DET
10	Fred Lynn	6/18/1975	at DET	9	Jim Tabor	7/4/1939	at PHA (G2)
10	Norm Zaichin	5/27/1955	vs. WAS	8	Nomar Garcia-parra	7/23/2002	vs. TB (G1)
10	Rudy York	7/27/1946	at STL	8	Bobby Doerr	6/8/1950	vs. STL
9	Bill Mueller	7/29/2003	at TEX	8	Ted Williams	7/14/1946	vs. CLE (G1)
9	Mike Greenwell*	9/2/1996	at SEA (10)	8	Jimmie Foxx	9/7/1938	vs. NYY (6)

*ML record for a player who drove in all his team's runs in a single game

RBI History, Continued

Red Sox 30-RBI Months (Since 1970)

YEAR	MONTH	PLAYER	RBI	GAMES PLAYED
2011	May	Adrian Gonzalez	31	29
2009	May	Jason Bay	30	28
2006	July	David Ortiz	35	26
2005	Aug.	David Ortiz	30	26
2004	June	David Ortiz	31	25
2002	Sept.	Manny Ramirez	30	27
2001	April	Manny Ramirez	31	25
1999	May	Nomar Garciaparra	33	27
1998	July	Nomar Garciaparra	33	27
1995	Aug.	John Valentin	31	29
1992	July	Tom Brunansky	32	27
1989	Aug.	Nick Esasky	35	33
1988	June	Mike Greenwell	31	26
1987	Aug.	Dwight Evans	31	27
1984	June	Tony Armas	30	29
1983	Aug.	Jim Rice	32	31
1980	Sept.	Jim Rice	31	29
1978	Aug.	Jim Rice	33	29
1978	May	Jim Rice	33	30
1977	Sept.	Carlton Fisk	35	29
1975	June	Fred Lynn	32	31
1973	Sept.	Carl Yastrzemski	30	28
1970	Sept.	Tony Conigliaro	32	29

NOTE: Ted Williams holds the club record for RBI in a month with 41 in May 1942 (28 G). He also had 40 RBI in June 1950 (29 G). Clyde Vollmer is the only other Red Sox player to reach 40 in a month with 40 in July 1951 (29 G).

Multiple-Run Innings/Games

10-Run Innings

RUNS	OPPONENT	DATE	INNING	SCORE
17	Detroit	6/18/1953	7	23-3
14	Florida	6/27/2003	1	25-8
14	Philadelphia	7/4/1948	7	19-5
12	Cleveland	5/7/2009	6	13-3
12	at Cleveland	8/21/1986	6	24-5
12	Baltimore	8/10/1965	5	15-5 (G1)
12	Chicago	5/4/1962	5	13-6
12	at Washington	8/4/1945	4	15-4 (G2)
12	at Detroit	7/25/1936	5	18-3
12	Detroit	5/6/1934	4	14-4
11	Chicago (AL)	6/26/1999	1	17-1
11	at NY Yankees	5/31/1998	3	13-7
11	Baltimore	6/8/1977	2	14-5
11	at Detroit	6/23/1952	4	12-6
11	Chicago	7/14/1950	3	13-1
11	Philadelphia	4/30/1950	4	19-0
11	St. Louis	8/25/1940	6	17-3
11	Philadelphia	7/5/1936	2	16-2 (G1)
11	Philadelphia	8/13/1933	1	19-10
11	St. Louis	5/12/1928	3	15-2
10	San Diego	6/20/2011	7	14-5
10	Texas	8/12/2008	1	19-17
10	Tampa Bay	7/23/2002	3	22-4 (G1)
10	at Toronto	6/21/1994	1	13-1
10	Texas	7/30/1991	3	11-6
10	at Kansas City A's	8/26/1957	7	16-0
10	Chicago	7/26/1949	8	11-2
10	Washington	9/27/1940	4	24-4
10	Detroit	9/21/1937	5	12-7
10	at Detroit	7/11/1929	6	15-8
10	Philadelphia	4/19/1924	2	12-0
10	at Philadelphia	5/2/1901	3	23-12

Batting
Records

Multiple-Run Innings/Games, Continued

Most Runs By Inning

INN.	RUNS	OPP.	DATE	SCORE	INN.	RUNS	OPP.	DATE	SCORE
1st	14	vs. FLA	6/27/2003	25-8	5th	12	vs. BAL	8/10/1965 (G1)	15-5
2nd	11	vs. BAL	6/8/1977	14-5		12	vs. CWS	5/4/1962	13-6
	11	vs. PHA	7/5/1936 (G1)	16-2		12	at DET	7/25/1936	18-3
3rd	11	at NYY	5/31/1998	13-7	6th	12	vs. CLE	5/7/2009	13-3
	11	vs. CWS	7/14/1950	13-1		12	at CLE	8/21/1986	24-5
	11	vs. STL	5/12/1928	15-2	7th	17	vs. DET	6/18/1953	23-3
4th	12	at WAS	8/4/1945 (G2)	15-4	8th	10	vs. CWS	7/26/1949	11-2
	12	vs. DET	5/6/1934	14-4	9th	9	at NYY	4/30/1906	13-4
						9	at MIL	6/2/1901	13-2
					10th*	9	at CWS	7/8/1973 (G2)	11-2

* Team extra-inning record

20-Run Games

SCORE	DATE	OPP.	WINNER	SCORE	DATE	OPP.	WINNER
29-4	6/8/1950	vs. STL	Chuck Stobbs	22-11	4/12/1994	at KC	Danny Darwin
25-8	6/27/2003	vs. FLA	Byung-Hyun Kim	22-14	6/29/1950	at PHA	Al Papai
24-5	8/21/1986	at CLE	Oil Can Boyd	21-11	8/30/1970 (G1)	at CWS	Ken Brett
24-4	9/27/1940	vs. WAS	Fritz Ostermueller	21-2	6/24/1949	vs. STL	Ellis Kinder
23-7	10/10/1999*	vs. CLE	Rich Garces	21-8	5/29/1912 (G1)	vs. WAS	Joe Wood
23-3	6/18/1953	vs. DET	Ellis Kinder	20-4	9/4/2013	vs. DET	Ryan Dempster
23-12	5/2/1901	at PHA	Ted Lewis	20-6	9/6/1975	at MIL	Roger Moret
22-4	7/23/2002 (G1)	vs. TB	Tim Wakefield	20-10	5/31/1954 (G1)	vs. PHA	Tom Herrin
				20-4	6/7/1950	vs. STL	Joe Dobson

* ALDS G4

20-Run Games By Red Sox Opponents

SCORE	DATE	OPP.	LOSER	SCORE	DATE	OPP.	LOSER
27-3	7/7/1923 (G1)	at CLE	Curt Fullerton	21-7	6/14/1969	vs. OAK	Ray Jarvis
24-6	5/1/1929	vs. PHA	Milt Gaston	21-7	6/26/1960 (G2)	at CWS	Tom Borland
24-4	9/28/1923	vs. NYY	Howard Ehmke	20-2	8/31/2012	at OAK	Aaron Cook
22-1	6/19/2000	vs. NYY	Brian Rose	20-11	8/21/2009	vs. NYY	Brad Penny
22-13	5/31/1970	vs. CWS	Gary Peters	20-2	6/20/1980	vs. CAL	Steve Renko
22-9	7/8/1902	vs. PHA	George Prentiss	20-8	7/7/1928 (G1)	vs. DET	Slim Harriss
21-2	5/20/1994	at MIN	Joe Hesketh				

Stolen Base History

Red Sox With 25 Or More Steals In A Season

Rank/Player	SB	Year	Rank/Player	SB	Year	Rank/Player	SB	Year
1. Ellsbury.....	*70	2009	17. Lugo.....	33	2007	33. Burks.....	27	1987
2. Harper.....	*54	1973	Dowd.....	33	1901	Chapman.....	27	1937
3. Ellsbury.....	*52	2008	19. Damon.....	31	2002	Hooper.....	27	1916
Speaker.....	52	1912	McConnell.....	31	1908	Gardner.....	27	1911
5. Ellsbury.....	*50	2008	21. Damon.....	30	2003	Niles.....	27	1909
6. Speaker.....	46	1913	Remy.....	30	1978	38. Pedroia.....	26	2011
7. O. Nixon.....	42	1994	Myer.....	*30	1928	Foy.....	26	1968
Speaker.....	42	1914	24. Da. Lewis.....	29	1998	Hooper.....	26	1913
9. Werber.....	*40	1934	Werber.....	*29	1935	He. Wagner.....	26	1910
Hooper.....	40	1910	Speaker.....	29	1915	McConnell.....	26	1909
11. Ellsbury.....	39	2011	Janvrin.....	29	1914	43. Burks.....	25	1988
12. Hooper.....	38	1911	Hooper.....	29	1912	Harper.....	25	1972
13. H. Lord.....	36	1909	C. Stahl.....	29	1901	Gardner.....	25	1912
14. Speaker.....	35	1910	30. Crisp.....	28	2007	Speaker.....	25	1911
Speaker.....	35	1909	Harper.....	28	1974	Parent.....	25	1905
Dougherty.....	35	1903	Engle.....	28	1913			

*Led the AL

20-Homer, 20-Steal Seasons

YEAR	PLAYER	POS.	HR	SB	YEAR	PLAYER	POS.	HR	SB
2011	Jacoby Ellsbury	CF	32	39	1987	Ellis Burks	CF	40	27
2011	Dustin Pedroia	2B	21	26	1970	Carl Yastrzemski	1B	40	23
1997	Nomar Garciaparra	SS	30	22	1959	Jackie Jensen	RF	28	20
1995	John Valentin	SS	27	20	1954	Jackie Jensen	RF	25	22

NOTE: Jacoby Ellsbury is the only Red Sox player to reach 30 homers and 30 steals in a season (2011).

Home Run Records

Individual

MOST, Game	3, 26 times, last Will Middlebrooks , 4/7/2013 at TOR
MOST, Game at Fenway Park	3, 13 times, last Kevin Millar, 7/23/2004 vs. NYY
MOST, Game by Opponent	3, 23 times, last Mark Teixeira, 5/8/2010 vs. NYY
MOST CONSECUTIVE, Game	3, Kevin Millar, 7/23/2004 vs. NYY; Nomar Garciaparra, 7/23/2002 (G1) vs. TB; Mo Vaughn, 9/24/1996 vs. BAL; Tom Brunansky, 9/29/1990 vs. TOR; Ken Harrelson, 6/14/1968 at CLE
MOST, Doubleheader	4**, Jim Tabor, 7/4/1939 (G2) at PHA
MOST, Inning	2++, David Ortiz , 8/12/2008 vs. TEX (1st); Nomar Garciaparra, 7/23/2002 (G1) vs. TB (3rd); Ellis Burks, 8/27/1990 at CLE (4th); Bill Regan, 7/16/1928 at CWS (4th)
MOST, Consecutive Innings	3+, Nomar Garciaparra, 7/23/2002 (G1) vs. TB (3rd & 4th)
MOST CONSECUTIVE, At-Bats	4++, Ted Williams, 9/17-22, 1957
MOST GRAND SLAMS, Game	2++, Bill Mueller, 6/29/2003 at TEX; Nomar Garciaparra, 5/10/1999 vs. SEA; Rudy York, 7/27/1946 at STL; Jim Tabor, 7/4/1939 (G2) at PHA
MOST GRAND SLAMS, Consecutive Innings	2++, Bill Mueller, 6/29/2003 at TEX (7th & 8th)
GRAND SLAMS, Both Sides of Plate	+Bill Mueller, 6/29/2003 at TEX
MOST, Season	54, David Ortiz , 2006
MOST, Season by RH Batter	50, Jimmie Foxx, 1938
MOST, Season by Switch-Hitter	34, Carl Everett, 2000
MOST, Season at Fenway Park	35, Jimmie Foxx, 1938
MOST, Season at Fenway Park by LH Batter	28, Fred Lynn, 1979
MOST, Season at Fenway Park by Switch-Hitter	17, Carl Everett, 2000
MOST, Season on Road	32**, David Ortiz , 2006
MOST, Season by Rookie	34, Walt Dropo, 1950
MOST GRAND SLAMS, Season	4, Babe Ruth, 1919
MOST GRAND SLAMS, Lifetime	17, Ted Williams
MOST GRAND SLAMS, Rookie	2, Ryan Kalish, 2010; Bob Zupcic, 1992; Ellis Burks, 1987; Faye Throneberry, 1952; Walt Dropo, 1950; Jim Tabor, 1939; Ted Williams, 1939
MOST, One Month	14, David Ortiz , July 2006; Jackie Jensen, June 1958
MOST CONSECUTIVE GAMES WITH HR	5, Jose Canseco, 8/21-25/1995; George Scott, 6/14-19/1977; Dick Stuart, 6/11-16/1963; Ted Williams, 7/12-16/1957; Jimmie Foxx, 8/13-17/1940
MOST IN TWO CONSECUTIVE GAMES	5++, Nomar Garciaparra, 7/21-23 (G1)/2002; Carl Yastrzemski, 5/19-20/1976
MOST INSIDE-THE-PARK, Season	9, Hobe Ferris, 1903
MOST INSIDE-THE-PARK, Career	25, Tris Speaker
MOST LEADOFF, Season	7, Nomar Garciaparra, 1997
MOST LEADOFF, Career	10, Jacoby Ellsbury
MOST EXTRA INNINGS, Season	3, David Ortiz , 2003; Ted Williams, 1946
MOST EXTRA INNINGS, Career	13, Ted Williams
MOST PINCH HIT, Season	5*, Joe Cronin, 1943
MOST PINCH HIT, Career	7, Ted Williams
PINCH HIT, Both Games of DH	++Joe Cronin, 6/17/1943 vs. PHA
YOUNGEST PLAYER TO HIT HR	Jerry Moses, 18 years 289 days, 5/25/1965 vs. MIN (PH)
OLDEST PLAYER TO HIT HR	Carl Yastrzemski, 44 years 19 days, 9/10/1983 at CLE
HR IN FIRST ML PITCH SEEN	Daniel Nava , 6/12/2010 vs. PHI
HR IN FIRST ML PLATE APPEARANCE	Daniel Nava , 6/12/2010 vs. PHI; Eddie Pellagrini, 4/22/1946 vs. WAS; Lefty LeFebvre, 6/10/1938 vs. CWS
MOST MULTI-HR GAMES, Season	10, Jimmie Foxx, 1938
MOST 3+ HR GAMES, Season	2**, Ted Williams, 1957
MOST MULTI-HR GAMES, Career	39, David Ortiz
MOST LIFETIME	521, Ted Williams
MOST LIFETIME, at Fenway Park	248, Ted Williams
MOST SEASONS, 20 or More	16**, Ted Williams
MOST SEASONS, 30 or More	8, Ted Williams
MOST SEASONS, 40 or More	3, David Ortiz , Manny Ramirez, Carl Yastrzemski
MOST, First Two ML Games (HR each game)	2**, Sam Horn, 7/25-26/1987
MOST, Season vs. Opponent	12, Ted Williams vs. CWS, 1949; Jimmie Foxx vs. CLE, 1938
MOST, Season vs. Opponent at Fenway Park	9, Jimmie Foxx vs. CLE, 1938
MOST, Season vs. Opponent on Road	8, Jimmie Foxx vs. STL, 1939
MOST, Season by Opponent	11, Mickey Mantle, 1954 (NYY); Lou Gehrig, 1927 (NYY); Babe Ruth, 1927 (NYY)
MOST, Season by Opponent at Fenway Park	8, Babe Ruth, NYY, 1927
MOST, Season by Opponent vs. Red Sox on Road	7, Hal Trosky, CLE, 1936

Home Run Records, Continued

Club

MOST, Game	8, 9/4/2013 vs. DET; 7/4/1977 vs. TOR
MOST, Game on Road	7, 7/4/2003 at NYY; 7/4/1999 at DET
MOST, Inning	4, 11 times, last 5/20/2009 vs. TOR
MOST, Inning by Opponent	4, 10/1/2012 at NYY (2nd); 8/21/1997 at OAK (3rd); 5/17/1967 vs. BAL (7th)
MOST CONSECUTIVE, Inning	4++, 4/22/2007 vs. NYY (3rd)
MOST WITH 2 OUTS, Inning	4**, 4/22/2007 vs. NYY (3rd); 7/18/1998 at DET (4th)
MOST, Season Opener	5**, 4/12/1965 vs. WAS
MOST, Season Opener, Both Clubs	7**, 4/12/1965 vs. WAS
MOST PLAYERS HOMERING IN GAME	7**, 9/4/2013 vs. DET
MOST PLAYERS HOMERING IN GAME, Both Clubs	9++, 9/15/2008 at TB; 5/22/1977 vs. MIL (G1); 5/17/1967 vs. BAL; 5/25/1965 vs. MIN
MOST PLAYERS, 2 or more HR	3++, 7/4/2003 at NYY; 6/8/1950 vs. STL
MOST, To start game	2, 7/27/2011 vs. KC (Ellsbury, Pedroia) 7/21/1995 vs. MIN (O'Leary, Valentin); 9/5/1985 vs. CLE (G1) (Evans, Boggs); 6/17/1977 vs. NYY (Burleson, Lynn); 6/20/1973 at MIL (Miller, R. Smith); 5/1/1971 vs. MIN (Aparicio, R. Smith)
MOST SOLO HR, 9-Inning Game	7+, 7/4/1977 vs. TOR
MOST IN EXTRA INNINGS, Game	3, 4/29/1951 at PHA
MOST GRAND SLAMS, Game	2, 10 times, last 5/22/2008 vs. KC (J.D. Drew, Mike Lowell)
MOST PINCH-HIT, Game	2++, 6/7/2003 at MIL (Kevin Millar, Bill Mueller); 9/19/1997 (10 inn.) vs. CWS (Scott Hatteberg, Curtis Pride)
MOST PINCH-HIT, Inning	2++, vs. CWS, 9/19/1997 (Hatteberg, Pride) (9th inn.)
MOST, Season	238, 2003
MOST Season at Home	124, 1977
MOST, Season on Road	127, 2003
MOST ALLOWED, Season	190, 2012; 1987
MOST ALLOWED, Season at Home	97, 2012; 1966
MOST ALLOWED, Season on Road	115, 1987
MOST LEAD-OFF, Season	8, 1997
MOST LEAD-OFF ALLOWED, Season	8, 1999
MOST IN EXTRA INNINGS, Season	8, 1959; 1951
MOST ALLOWED IN EXTRA INNINGS	7, 1987; 1969
MOST GRAND SLAMS, Season	11, 2005
MOST GRAND SLAMS ALLOWED, Season	8, 2005; 2004
MOST INSIDE-THE-PARK, Season	38, 1903
MOST INSIDE-THE-PARK ALLOWED, Season	27, 1906
MOST PINCH-HIT, Season	7, 2013; 1953
MOST PINCH-HIT ALLOWED, Season	8, 1991
MOST HIT BY PITCHERS, Season	8, 1971; 1935
MOST IN ONE MONTH	55, July 2003
MOST ALLOWED IN ONE MONTH	49, June 1966
MOST IN A SEASON, by teammates	92, 2005 (D. Ortiz -47; M. Ramirez-45)
MOST GAMES, HR by Teammates, Season	12, 2006 (D. Ortiz , M. Ramirez); 2004 (D. Ortiz , M. Ramirez)
MOST GAMES, Five or More HR	8+, 1977 (161 games)
MOST TIMES, Two or More Consecutive HR in One Game	16, 1977 (161 games)
MOST CONSECUTIVE GAMES, One or More HR	19, (30 HR), 7/4-25/1996
MOST IN BACK-TO-BACK GAMES	12, 7/21 at TB-7/23/2002 (G1) at NYY; 6/7-8/1950 vs. STL
FEWEST GAMES TO REACH 100 HR	65, 1977
MOST PLAYERS, at least one HR, Season	24**, 2009
MOST PLAYERS, 40 or More HR, Season	2**, 2005; 2004; 1969
MOST PLAYERS, 30 or More HR, Season	3, 1977
MOST PLAYERS, 20 or More HR, Season	6, 2003
MOST PLAYERS, 10 or More HR, Season	9, 2003
FEWEST ALLOWED, Season	6*, 1913
FEWEST ALLOWED, Season Since 1946	82, 1949
MOST, Season vs. One Opponent	38, BAL, 2003 (19 games)
MOST, Season vs. One Opponent, Fenway Park	22, NYY, 1977 (7 games)
MOST, Season vs. One Opponent, Road	22, KCA, 1957 (22 games)
MOST, Season by One Opponent	43, NYY, 2012 (18 games)
MOST, Season by One Opponent, Fenway Park	25, CLE, 1954 (13 games)
MOST, Season by Opponent, Road	24, NYY, 2012 (9 games)

+ML record (since 1900) ++tied for ML record *AL record **tied for AL record

Home Run Records, Continued

Red Sox Home Runs From Both Sides Of The Plate

PLAYER	DATE	OPP.	PLAYER	DATE	OPP.
Victor Martinez	5/17/2010	at NYY	Luis Alicea	7/28/1995	at TEX
Jason Varitek	8/16/2005	at DET	Reggie Smith	4/16/1973	vs. DET
Bill Mueller	7/29/2003	at TEX	Reggie Smith	7/2/1972 (G1)	vs. MIL
Bill Mueller	7/4/2003	at NYY	Reggie Smith	8/11/1968 (G2)	at DET
Carl Everett	8/29/2000	at TB	Reggie Smith	8/20/1967 (G1)	vs. CAL
Carl Everett	4/11/2000	vs. MIN			

Most Home Runs In A Single Game

HR	PLAYER	DATE	OPP.	SCORE
3	Will Middlebrooks	4/7/2013	at TOR	13-0
3	Dustin Pedroia	6/24/2010	at COL	13-11 (10)
3	Kevin Millar	7/23/2004	vs. NYY	7-8
3	Bill Mueller	7/29/2003	at TEX	14-7
3	Nomar Garciaparra	7/23/2002	vs. TB	22-4
3	Jason Varitek	5/20/2001	at KC	10-3
3	Trot Nixon*	7/24/1999	at DET	11-4
3	Nomar Garciaparra	5/10/1999	vs. SEA	12-4
3	Mo Vaughn	5/30/1997	vs. NYY	10-4
3	Mo Vaughn	9/24/1996	vs. BAL	13-8
3	John Valentin	6/2/1995	vs. SEA	6-5 (10)
3	Jack Clark	7/31/1991	vs. OAK	11-10 (14)
3	Tom Brunansky	9/29/1990	vs. TOR	7-5
3	Jim Rice	8/29/1983 (G2)	at TOR	8-7
3	Jim Rice	8/29/1977	vs. OAK	7-8
3	Carl Yastrzemski	5/19/1976	at DET	9-2
3	Fred Lynn*	6/18/1975	at DET	15-1
3	Joe Lahoud*	6/11/1969	at MIN	13-5
3	Ken Harrelson	6/14/1968	at CLE	7-2
3	Ted Williams	6/13/1957	at CLE	9-3
3	Ted Williams	5/8/1957	at CWS	4-1
3	Norm Zauchin*	5/27/1955	vs. WAS	16-0
3	Clyde Vollmer	7/26/1951	vs. CWS	13-10
3	Bobby Doerr	6/8/1950	vs. STL	29-4
3	Ted Williams	7/14/1946 (G1)	vs. CLE	11-10
3	Jim Tabor*	7/4/1939 (G2)	at PHA	18-12

* Rookie

Most Home Runs By Opponent In A Single Game

HR	PLAYER	DATE	OPP.	SCORE
3	Mark Teixeira	5/8/2010	vs. NYY	3-14
3	Adam Lind	9/29/2009	vs. TOR	7-8
3	Frank Thomas	9/17/2007	at TOR	1-6
3	Vernon Wells	5/30/2006	at TOR	5-8
3	Roberto Alomar	4/26/1997	at BAL	5-14
3	Frank Thomas	9/15/1996	vs. CWS	9-8
3	Mark McGwire	6/11/1995	vs. OAK	1-8
3	Tim Lincecum	4/18/1994	vs. CWS	1-12
3	Joe Carter	5/28/1987	vs. CLE	12-8
3	Joe Carter	8/29/1986	vs. CLE	3-7
3	Ben Oglivie	5/14/1983	at MIL	7-8 (10)
3	Freddie Patek	6/20/1980	vs. CAL	2-20
3	Bill Freehan	8/9/1971	vs. DET	11-12
3	Boog Powell	8/15/1966	vs. BAL	2-4 (11)
3	Harmon Killebrew	9/21/1963 (G1)	vs. MIN	4-13
3	Don Leppert	4/11/1963	at WAS	0-8
3	Bob Cerv	8/20/1959	at KCA	11-10
3	Bobby Avila	6/20/1951	vs. CLE	8-14
3	Sam Chapman	8/15/1946	at PHA	3-5
3	Mike Higgins	5/20/1940	at DET	7-10
3	Ken Keltner	5/25/1939	vs. CLE	0-11
3	Pinky Higgins	6/27/1935	at PHA	2-14
3	Lou Gehrig	6/23/1927	vs. NYY	4-11

Home Run Records, Continued

Most Home Runs By Position

POSITION	SINGLE SEASON	CAREER
Pitcher	6 - W. Ferrell (1935), E. Wilson (1965), S. Siebert (1971)	17 - Earl Wilson
Catcher	26 - Carlton Fisk (1973, 1977)	190 - Jason Varitek
First Base	50 - Jimmie Foxx (1938)	217 - Mo Vaughn
Second Base	27 - Bobby Doerr (1948, 1950)	221 - Bobby Doerr
Third Base	30 - Butch Hobson (1977)	131 - Frank Malzone
Shortstop	40 - Rico Petrocelli (1969)	177 - Nomar Garciaparra
Left Field	45 - Manny Ramirez (2005)	477 - Ted Williams
Center Field	38 - F. Lynn (1979), T. Armas (1984)	123 - Fred Lynn
Right Field	36 - Tony Conigliaro (1970)	315 - Dwight Evans
Designated Hitter	47 - David Ortiz (2006)	339 - David Ortiz

Most Home Runs In A Single Game

HR	DATE	OPP.	PLAYERS	SCORE
8	9/4/2013	vs. DET	Napoli, Lavarnway, Nava, Middlebrooks, Ortiz (2), Ellsbury, Drew	20-4
8	7/4/1977	vs. TOR	Lynn (2), Scott (2), Carbo, Hobson, Rice, Yastrzemski	9-6
7	7/4/2003	at NYY	Mueller (2), Ortiz (2), Varitek (2), Ramirez	10-3
7	7/23/2002 (G1)	vs. TB	Garciaparra (3), Ramirez (2), Damon, Nixon	22-4
7	7/24/1999	at DET	Nixon (3), Garciaparra (2), Daubach, O'Leary	11-4
7	6/8/1950	vs. STL	Doerr (3), Droppo (2), Williams (2)	29-4

NOTE: Boston has hit 6 homers in a game 21 times, last on 4/7/2013 at Toronto.

Most Home Runs In An Inning

HR	DATE	OPP.	INN.	PLAYERS
4	5/20/2009	vs. TOR	5	Varitek, Ortiz , Bay, Lowell
4	4/22/2007	vs. NYY	3	Ramirez, Drew, Lowell, Varitek*
4	7/23/2002 (G1)	vs. TB	3	Damon, Garciaparra, Ramirez, Garciaparra
4	7/3/2000	at MIN	4	Everett, O'Leary, Varitek, Burkhart
4	7/18/1998	at DET	4	Sadler, Lewis, Garciaparra, Vaughn
4	5/31/1980	vs. MIL	4	Stapleton, Perez, Fisk, Hobson
4	7/4/1977	vs. TOR	8	Lynn, Rice, Yastrzemski, Scott
4	6/17/1977	vs. NYY	1	Burleson, Lynn, Fisk, Scott
4	8/26/1957	at KCA	7	Zauchin, Lepcio, Piersall, Malzone
4	5/22/1957	vs. CLE	6	Mauch, Williams, Gernert, Malzone
4	9/24/1940 (G1)	at PHA	6	Williams, Foxx, Cronin, Tabor

*Tied a ML record with 4 consecutive home runs in an inning

Career Grand Slam Leaders

Rank/Player	GS	Rank/Player	GS	Rank/Player	GS
1. T. Williams	17	Vaughn	7	V. Stephens	5
2. Ortiz	10	Yastrzemski	7	Wertz	5
3. Petrocelli	9	12. Burks	6	21. Brunansky	4
4. Doerr	8	Tabor	6	Cronin	4
Nixon	8	14. T. Conigliaro	5	Lowell	4
Rice	8	DiMaggio	5	Ruth	4
7. Foxx	7	Evans	5	Stuart	4
Jensen	7	Foy	5		
Ramirez	7	Garciaparra	5		

NOTE: The Red Sox have hit a total of 372 grand slams, including 215 at Fenway Park and 3 at the Huntington Avenue Grounds.

Single-Season Grand Slam Leaders

Rank/Player	GS	Year	Rank/Player	GS	Year	Rank/Player	GS	Year
1. Ruth	4	1919	Petrocelli	3	1972	T. Williams	3	1955
2. Napoli	3	2013	Yastrzemski	3	1969	Foxx	3	1940
Ramirez	3	2005	Stuart	3	1964	Foxx	3	1938
Vaughn	3	1995	Wertz	3	1960	11. 48 players	2	

NOTE: The Red Sox record for club grand slams in a season is 11 set in 2005. Boston's next-highest total is 9 grand slams in a season 5 times: 2013, 2001, 1987, 1950 and 1941.

Pitchers With Grand Slams

PITCHER	DATE	OPP.	SCORE	DECISION
Ellis Kinder	8/6/1950	at CWS	9-2 (G1)	Won
Wes Ferrell	8/12/1936	vs. PHA	6-4 (G1)	Won
Lefty Grove	7/27/1935	at PHA	6-7 (G1)	Lost
Babe Ruth	5/20/1919	at STL	6-4	Won

Home Run Records, Continued

Most Grand Slams In A Game

GRAND SLAMS	DATE	OPP.	PLAYERS
2	5/22/2008	vs. KC	Drew, Lowell
2	7/29/2003	at TEX	Mueller (2)
2	5/10/1999	vs. SEA	Garcia (2)
2	5/2/1995	at NYY	Valentin, Vaughn
2	6/10/1987	at BAL	Burks, Barrett
2	8/7/1984 (G1)	vs. DET	Armas, Buckner
2	5/10/1960	vs. CWS	Wertz, Repulski
2	7/27/1946	at STL	York (2)
2	7/4/1939 (G2)	at PHA	Tabor (2)
2	5/13/1934	vs. CWS	Walters, Morgan

NOTE: The Red Sox own the major league record for most multi-slam games with 10.

Career Leadoff Home Run Leaders

Rank/Player	HR	Rank/Player	HR	Rank/Player	HR
1. Ellsbury.....	10	8. Burks.....	6	Youkilis.....	4
2. DiMaggio.....	9	Damon.....	6	16. Lake.....	3
T. Harper.....	9	10. Burleson.....	5	Mantilla.....	3
4. M. Andrews.....	8	11. Boggs.....	4	Pedroia.....	3
D. Evans.....	7	Bragg.....	4	Piersall.....	3
Garcia.....	7	Carbo.....	4		
Hooper.....	7	R. Smith.....	4		

Single-Season Leadoff Home Run Leaders

Rank/Player	HR	Year	Rank/Player	HR	Year	Rank/Player	HR	Year
1. Garcia.....	7	1997	Harper.....	4	1973	R. Smith.....	3	1967
2. Evans.....	5	1985	Harper.....	4	1972	Lake.....	3	1945
3. Ellsbury.....	4	2011	Andrews.....	4	1970	Hooper.....	3	1913
Youkilis.....	4	2006	10. Ellsbury.....	3	2013	15. 17 players.....	2	
Burks.....	4	1987	Ellsbury.....	3	2008			
Carbo.....	4	1975	Damon.....	3	2004			

NOTE: The Red Sox club record for most leadoff home runs in a season is 8 in 1997.

Career Pinch-Hit Home Run Leaders

Rank/Player	HR	Rank/Player	HR	Rank/Player	HR
1. T. Williams.....	7	Gedman.....	3	Varitek.....	3
2. Cronin.....	5	Hatteberg.....	3	Vollmer.....	3
3. Gomes.....	4	C. Maxwell.....	3	13. 23 players.....	22
Wilber.....	4	Spence.....	3		
5. Carbo.....	3	B. Stanley.....	3		

Single-Season Pinch-Hit Home Run Leaders

Rank/Player	HR	Year	Rank/Player	HR	Year	Rank/Player	HR	Year
1. Cronin.....	5	1943	Cummings.....	2	1998	Repulski.....	2	1960
2. Gomes.....	4	2013	B. Stanley.....	2	1997	T. Williams.....	2	1953
Wilber.....	4	1953	Gedman.....	2	1984	Vollmer.....	2	1950
4. Carbo.....	3	1977	T. Perez.....	2	1982	Spence.....	2	1940
T. Williams.....	3	1957	Kosco.....	2	1972	Reynolds.....	2	1934
C. Maxwell.....	3	1951	Peters.....	2	1971	Jolley.....	2	1933
7. Carp.....	2	2013	Ch. Schilling.....	2	1965			
Hatteberg.....	2	2000	Tillman.....	2	1962			

NOTE: The Red Sox club record for most pinch-hit home runs in a season is 7 in 1953 and 2013.

Pinch-Hit Grand Slams

PLAYER	DATE	OPP.	PITCHER	INN.	SCORE
Mike Carp	9/11/2013	at TB	Roberto Hernandez	10	7-3
Kevin Millar	6/7/2003	at MIL	Jayson Durocher	7	11-10
Shea Hillenbrand	5/4/2002	at TB	Victor Zambrano	9	7-5
Rich Gedman	8/10/1986	at DET	Willie Hernandez	8	8-6
Vic Wertz	8/25/1960	vs. CLE	Don Newcombe	4	10-6
Rip Repulski	5/10/1960	vs. CWS	Don Ferrarese	8	9-7
Vic Wertz	8/14/1959	at NYY	Ryne Duren	8	11-6
Charlie Maxwell	8/2/1951 (G2)	vs. STL	Satchel Paige	7	11-6
Clyde Vollmer	8/27/1950	vs. CLE	Al Benton	7	11-9



Home Run Records, Continued

Career Inside-The-Park Home Run Leaders

Rank/Player	HR	Rank/Player	HR	Rank/Player	HR
1. Speaker.....	25	6. L. Gardner.....	14	He. Wagner.....	8
2. H. Ferris.....	24	Parent.....	14	12. Criger.....	6
3. J. Collins.....	21	8. Hooper.....	11	13. C. Young.....	5
Freeman.....	21	Du. Lewis.....	11	14. 5 players.....	4
5. C. Stahl.....	16	10. J. Stahl.....	8		

Single-Season Inside-The-Park Home Run Leaders

Rank/Player	HR	Year	Rank/Player	HR	Year	Rank/Player	HR	Year
1. H. Ferris.....	9	1903	Freeman.....	6	1901	H. Ferris.....	5	1902
2. Speaker.....	8	1912	C. Stahl.....	6	1901	Freeman.....	5	1902
3. Freeman.....	7	1903	7. Parent.....	5	1904	11. 13 players.....	4	
4. Speaker.....	6	1909	J. Collins.....	5	1902			

NOTE: The Red Sox club record for most inside-the-park home runs in a season is 38 in 1903.

Most Recent Inside-The-Park Home Runs By Red Sox

PLAYER	DATE	OPP.	PITCHER	INN.	ON BASE
Jacoby Ellsbury	9/19/2011 (G2)	vs. BAL	Jeremy Accardo	7	0
Kevin Youkilis	5/28/2007	vs. CLE	Roberto Hernandez	7	0
Trot Nixon	7/15/2005	vs. NYY	Darrell May	2	2
Pokey Reese	5/8/2004	vs. KC	Jimmy Gobble	5	0
Kevin Millar	8/26/2003	vs. TOR	Aquilino Lopez	9	0
Darren Lewis	7/28/1998	at OAK	T. J. Mathews	6	2
Nomar Garciaparra	7/26/1998	vs. TOR	Pat Hentgen	7	2
Luis Rivera	6/21/1991	vs. OAK	Mike Moore	6	0
Mike Greenwell	9/1/1990	vs. NYY	Greg Cadaret	5	3
Bill Buckner	4/25/1990	vs. CAL	Kirk McCaskill	4	0

Most Recent Inside-The-Park Home Runs By Opponents

PLAYER	DATE	OPP.	PITCHER	INN.	ON BASE
Robert Andino	9/26/2011	at BAL	Josh Beckett	6	2
Adrian Beltre	7/23/2006	at SEA	Mike Timlin	8	0
David Newhan	7/21/2004	vs. BAL	Pedro Martinez	7	1
Carlos Beltran	4/29/2003	vs. KC	Tim Wakefield	3	0
Junior Spivey	6/9/2002	vs. ARI	Chris Haney	7	0
Roberto Alomar	6/18/1993	at TOR	Tony Fossas	8	0
Gene Larkin	5/26/1990	at MIN	Mike Boddicker	6	0
Junior Felix	6/2/1989	vs. TOR	Bob Stanley	9	3
Don Baylor	7/8/1984	at NYY	Bob Ojeda	1	1
U.L. Washington	4/11/1983	at KC	Bruce Hurst	5	0

Inside-The-Park Grand Slams

PLAYER	DATE	OPP.	PITCHER	INN.	SCORE
Mike Greenwell	9/1/1990	vs. NYY	Greg Cadaret	5	15-1
Gary Geiger	8/8/1961	vs. MIN	Camilo Pascual	3	5-6
Don Lenhardt	4/19/1952 (G1)	vs. PHA	Dick Fowler	4	11-2
Jim Tabor	7/4/1939 (G2)	at PHA	Lynn Nelson	6	18-12
Shano Collins	8/18/1921 (G1)	at DET	Red Oldham	1	6-5 (11)
Duffy Lewis	10/3/1912	at PHA	Boardwalk Brown	5	17-5
Duffy Lewis	5/13/1911	at DET	Ed Willett	9	13-11
Freddy Parent	7/8/1904	at NYY	Jack Powell	2	12-3
Hobe Ferris	6/5/1903	vs. CWS	Roy Patterson	5	10-8
Jimmy Collins	7/25/1902	vs. STL	Jack Harper	4	6-3

Career Extra-Inning Home Run Leaders

Rank/Player	HR	Rank/Player	HR	Rank/Player	HR
1. T. Williams.....	13	8. Doerr.....	5	Malzone.....	3
2. Jensen.....	8	Gernert.....	5	Petrocelli.....	3
Rice.....	8	V. Stephens.....	5	Stuart.....	3
Yastrzemski.....	8	11. Varitek.....	4	Tabor.....	3
5. D. Evans.....	7	12. T. Conigliaro.....	3	Tillman.....	3
D. Ortiz.....	7	Garciaparra.....	3	Vollmer.....	3
7. Foxx.....	6	Lepcio.....	3	Youkilis.....	3

Home Run Records, Continued

Single-Season Extra-Inning Home Run Leaders

Rank/Player	HR	Year	Rank/Player	HR	Year	Rank/Player	HR	Year
1. Ortiz	3	2003	Montgomery.....	2	1973	Gernert.....	2	1958
T. Williams	3	1946	Petrocelli.....	2	1969	T. Williams	2	1958
3. Youkilis	2	2008	Foy	2	1966	Gernert	2	1952
Ortiz	2	2005	Horton	2	1965	Vollmer	2	1951
Evans	2	1990	Stuart.....	2	1963	T. Williams	2	1951
Evans	2	1985	Tillman.....	2	1962	Stephens.....	2	1949
Greenwell	2	1985	Jensen	2	1961	Tabor	2	1943
Armas	2	1984	Buddin.....	2	1959	Foxx	2	1941
Yastrzemski	2	1975	Jensen	2	1959	Foxx	2	1940

NOTE: The Red Sox club record for most extra-inning home runs in a season is 8 in 1951 and 1959.

Extra-Inning Grand Slams

PLAYER	DATE	OPP.	PITCHER	INN.	SCORE
Mike Carp	9/11/2013	at TB	Roberto Hernandez	10	7-3
Dwight Evans	5/19/1989	at OAK	Dennis Eckersley	10	7-4
Jim Rice	7/4/1984	vs. OAK	Gorman Heimueller	10	13-9
Bob Montgomery	7/8/1973	at CWS	Steve Kealey	10	11-2
George Smith	7/10/1966	vs. CWS	Juan Pizarro	10	10-6
Dick Stuart	4/28/1964	vs. BAL	Dick Hall	11	6-4
Carroll Hardy	4/11/1962	vs. CLE	Ron Taylor	12	4-0
Don Buddin	7/11/1959	vs. NYY	Bob Turley	10	8-4
Don Lenhardt	6/2/1952	vs. CWS	Ken Holcombe	10	6-2
Clyde Vollmer	7/28/1951	vs. CLE	Bob Feller	16	8-4
Vern Stephens	8/13/1949	vs. WAS	Joe Haynes	12	5-1
Leon Culberson	5/7/1946	vs. STL	Tex Shirley	14	10-6

Career Game-Ending Home Run Leaders

Rank/Player	HR	Rank/Player	HR	Rank/Player	HR
1. D. Ortiz	10	Garciaparra.....	3	Petrocelli.....	2
2. Foxx	8	S. White	3	Piersall.....	2
3. Doerr	6	T. Williams	3	Romine	2
Jensen	6	13. Boggs	2	Tabor	2
5. Rice	5	Fisk	2	Varitek	2
V. Stephens.....	5	Geiger	2	Vaughn	2
7. D. Evans.....	4	Gomes	2	Youkilis	2
Yastrzemski	4	Malzone	2		
9. W. Ferrell	3	O'Leary.....	2		

Single-Season Game-Ending Home Run Leaders

Rank/Player	HR	Year	Rank/Player	HR	Year	Rank/Player	HR	Year
1. Foxx	4	1940	Ortiz	2	2005	Foxx	2	1938
2. Ortiz	3	2006	Garciaparra.....	2	1998	W. Ferrell	2	1935
3. Gomes	2	2013	V. Stephens.....	2	1948	9. 157 players.....	1	

NOTE: The Red Sox club record for most game-ending home runs in a season is 6 in 1959.

Game-Ending Grand Slams

PLAYER	DATE	OPP.	PITCHER	INN.	SCORE
Rico Brogna	8/14/2000	vs. TB	Billy Taylor	9	7-3
Nomar Garciaparra	9/2/1998	vs. SEA	Bobby Ayala	9	7-3
Mo Vaughn	4/10/1998	vs. SEA	Paul Spoljaric	9	9-7
Bob Zupcic	6/30/1992	vs. DET	Mike Henneman	9	8-5
Jim Rice	7/4/1984	vs. OAK	Gorman Heimueller	10	13-9
Ken Harrelson	6/13/1968 (G2)	vs. CAL	Andy Messersmith	9	5-1
George Smith	7/10/1966 (G2)	vs. CWS	Juan Pizarro	10	10-6
Dick Stuart	4/28/1964	vs. BAL	Dick Hall	11	6-4
Carroll Hardy	4/11/1962	vs. CLE	Ron Taylor	12	4-0
Don Buddin	7/11/1959	vs. NYY	Bob Turley	10	8-4
Mickey Owen	7/19/1954 (G1)	vs. BAL	Mike Blyzka	9	9-7
Sammy White	6/11/1952	vs. STL	Satchel Paige	9	11-9
Don Lenhardt	6/2/1952	vs. CWS	Ken Holcombe	10	6-2
Clyde Vollmer	7/28/1951	vs. CLE	Bob Feller	16	8-4
Vern Stephens	8/24/1950	vs. STL	Ned Garver	9	6-2
Vern Stephens	8/13/1949	vs. WAS	Joe Haynes	12	5-1
Jake Jones	6/15/1947 (G2)	vs. CWS	Orval Grove	9	8-4
Leon Culberson	5/7/1946	vs. STL	Tex Shirley	14	10-6
Jimmie Foxx	8/23/1938 (G2)	vs. CLE	Willis Hudlin	9	14-12

Home Run Records, Continued

Red Sox Career Home Run Leaders At Fenway Park

Rank/Player	Fenway HR	Rank/Player	Fenway HR
1. Ted Williams	248	14. Nomar Garciaparra	86
2. Carl Yastrzemski	237	Jackie Jensen	86
3. Jim Rice	208	16. Jason Varitek	85
4. Dwight Evans	199	17. Reggie Smith	76
5. David Ortiz	175	18. Joe Cronin	74
6. Bobby Doerr	145	19. Vern Stephens	70
7. Manny Ramirez	136	20. Fred Lynn	69
8. Rico Petrocelli	134	21. Frank Malzone	68
9. Jimmie Foxx	126	22. Dick Gernert	66
10. Mo Vaughn	118	23. Kevin Youkilis	65
11. Carlton Fisk	90	24. Mike Greenwell	64
George Scott	90	25. Troy O'Leary	61
13. Tony Conigliaro	87	John Valentin	61

Longest Known Home Runs At Fenway Park

On June 19, 1977, Carl Yastrzemski hit the longest known home run to the right of the bleachers, an 8th-inning bomb off Yankees RHP Dick Tidrow. It reached approximately 460 feet before striking the facing of the right-field roof about 20 feet to the right of where the retired No. 42 now appears. It is the only ball to reach the right-field roof façade.

On September 21, 1956, Mickey Mantle of the Yankees, batting left-handed, hit the longest known homer to straight-away center field off RHP Frank Sullivan. It carried approximately 480 feet before it struck one foot below the top of the brick barrier located behind Section 36.

On June 9, 1946, Ted Williams hit a 502-foot home run to right off Detroit RHP Fred Hutchinson. The ball landed on top of the straw hat of Joseph A. Boucher, 56, a construction engineer from Albany, NY who was sitting in Section 42, Row 37, Seat 21. "The sun was right in our eyes," he said. "All we could do was duck. I'm glad I didn't stand up. They say it bounced a dozen rows higher, but after it hit my head, I was no longer interested." At that time the bleachers were benches and not individual seats.

Six home runs were hit over the old center field wall to the right of the flag pole (see table below). The elevation over the old brick wall was installed prior to the 1976 season and was removed prior to the 2003 season. No one hit a home run over that elevation that was in place from 1976-2002.

DATE	PLAYER, TEAM	PITCHER, TEAM	INNING
7/18/1975	Jim Rice, BOS	Steve Busby, KC	3rd
9/29/1973	Bobby Mitchell, MIL	Rogelio Moret, BOS	3rd
5/16/1970	Carl Yastrzemski, BOS	Dennis Higgins, CLE	8th
4/20/1957	Bill Skowron, NYY	Bob Porterfield, BOS	7th
8/12/1937 (G1)	Jimmie Foxx, BOS	Kemp Wicker, NYY	8th
5/22/1937	Hank Greenberg, DET	Wes Ferrell, BOS	5th

Major League Ballparks With The Most Regular Season Home Runs

RANK	BALLPARK	TEAM	HR	YEARS
1.	Wrigley Field	Cubs	12,564	1914-present
2.	Fenway Park	Red Sox	11,717	1912-present
3.	Yankee Stadium	Yankees	11,270	1923-2008
4.	Tiger Stadium	Tigers	11,111	1912-2000

NOTE: The Red Sox have hit 6,165 home runs in Fenway Park. Kevin Millar hit No. 10,000 in Fenway Park history on 8/9/2003 vs. Baltimore.

Home Runs In First Red Sox Plate Appearance

PLAYER	DATE	OPP.	PITCHER	INN.	ON BASE	SCORE
Daniel Nava*	6/12/2010	vs. PHI	Joe Blanton	2	3	10-2
Darnell McDonald (PH)	4/20/2010	vs. TEX	Darren Oliver	8	1	4-6
Orlando Cabrera	8/1/2004	at MIN	Johan Santana	1	0	3-4
Curtis Pride (PH)	9/19/1997	vs. CWS	Keith Foulke	9	0	4-5
Rob Deer	8/22/1993	vs. CLE	Derek Lilliquist	2	0	2-3
John Kennedy (PH)**	7/5/1970	vs. CLE	Rick Austin	5	0	8-4
Ken Harrelson	8/29/1967 (G2)	at NYY	Bill Monbouquette	2	0	3-4 (20)
Rip Repulski	5/10/1960	vs. CWS	Don Ferrarese	8	3	9-7
Vern Stephens	4/19/1948 (G1)	vs. PHA	Phil Marchildon	2	0	4-5 (11)
Eddie Pellagrini*	4/22/1946	vs. WAS	Sid Hudson	7	0	5-4
Lefty LeFebvre*	6/10/1938	vs. CWS	Mike Kreevich	8	1	2-15

* First ML plate appearance ** Inside-the-park

NOTE: Bob Tillman hit a solo homer in his 1st career at-bat (walked in 1st 2 PA's) off Ted Bowsfield of the Angels in the 4th inning on 5/19/1962 at Fenway Park.

Home Run Records, Continued

Inside-The-Park And Conventional Home Runs In Same Game

PLAYER	DATE	INN. INSIDE	INN. CONV.	OPP.
Pokey Reese	5/8/2004	5	6	vs. KC
Tony Armas	9/24/1983	8	1	at DET
Carl Yastrzemski	4/10/1968	9	7	at DET
Dick Stuart	8/19/1963	2	9	vs. CLE
Jim Tabor	7/4/1939 (G2)	6	3	vs. PHA
Bill Regan	6/16/1928	4	4	vs. CWS
Buck Freeman	7/17/1901	9	6	vs. CLE

Team Home And Road Home Run Highs

Home

Rank/Year	HR	Rank/Year	HR
1. 1977.....	124	2003.....	111
2. 1996.....	121	8. 1969.....	105
1979.....	121	9. 1984.....	100
4. 1970.....	117	1964.....	100
5. 2009.....	114	1950.....	100
6. 2004.....	111	12. 2010.....	98

Road

Rank/Year	HR	Rank/Year	HR
1. 2003.....	127	7. 2005.....	107
2. 2010.....	113	8. 1995.....	105
3. 2011.....	112	9. 2001.....	101
1998.....	112	2000.....	101
5. 2004.....	111	11. 2002.....	100
6. 2006.....	109	12. 2009.....	98

Most At-Bats Without A Home Run In A Season

Rank/Player	AB	YEAR	AVG.	RBI	POSITION
1. Doc Cramer	658	1938	.301	71	CF
2. Tom Oliver	646	1930	.293	46	CF
3. Doc Cramer	643	1936	.292	41	CF
4. Johnny Pesky	638	1947	.324	39	SS
5. Jerry Remy	636	1982	.280	47	2B
6. Bill Wambsgans	632	1924	.275	49	2B
7. Freddy Parent	602	1905	.234	33	SS
8. Billy Goodman	599	1955	.294	52	2B
9. Jerry Remy	592	1983	.275	43	2B
10. Doc Cramer	589	1939	.311	56	CF

Top Pairs Of Major League Teammates Homering In Same Game

NO.	PLAYERS	HR	NO.	PLAYERS	HR
1.	Hank Aaron/Eddie Mathews	75	10.	Yogi Berra/Mickey Mantle	55
2.	Lou Gehrig/Babe Ruth	73	11.	Jay Buhner/Ken Griffey Jr.	53
3.	Willie Mays/Willie McCovey	68	12.	Jim Edmonds/Albert Pujols	52
4.	Gil Hodges/Duke Snider	67	13.	Orlando Cepeda/Willie Mays	50
5.	Ron Santo/Billy Williams	64		Ryan Howard/Chase Utley	50
6.	Bob Allison/Harmon Killebrew	61	15.	David Ortiz/Manny Ramirez	48
7.	Andruw Jones/Chipper Jones	59		Manny Ramirez/Jim Thome	48
8.	Dwight Evans/Jim Rice	56			
	Joe Adcock/Eddie Mathews	56			

Top Pairs Of Red Sox Teammates Homering In Same Game

NO.	PLAYERS	HR	NO.	PLAYERS	HR
1.	Dwight Evans/Jim Rice.....	56	15.	Carlton Fisk/Jim Rice.....	24
2.	David Ortiz/Manny Ramirez.....	48		Jimmie Foxx/Ted Williams.....	24
3.	Bobby Doerr/Ted Williams.....	38		Joe Cronin/Jimmie Foxx.....	24
4.	Tony Conigliaro/Carl Yastrzemski.....	29	18.	Fred Lynn/Jim Rice.....	22
5.	Trot Nixon/Manny Ramirez.....	28		Fred Lynn/Carl Yastrzemski.....	22
	Rico Petrocelli/Carl Yastrzemski.....	28	20.	David Ortiz/Dustin Pedroia.....	21
7.	David Ortiz/Jason Varitek.....	27		Dwight Evans/Carl Yastrzemski.....	21
	Jim Rice/Carl Yastrzemski.....	27		Carlton Fisk/Carl Yastrzemski.....	21
	George Scott/Carl Yastrzemski.....	27		Vern Stephens/Ted Williams.....	21
10.	Reggie Smith/Carl Yastrzemski.....	26	24.	Butch Hobson/Jim Rice.....	20
11.	David Ortiz/Kevin Youkilis.....	25		Rico Petrocelli/Reggie Smith.....	20
	Manny Ramirez/Jason Varitek.....	25			
	John Valentin/Mo Vaughn.....	25			
	Jackie Jensen/Ted Williams.....	25			

Home Run Records, Continued

Career Multi-Homer Game Leaders

Rank/Player	G	Rank/Player	G	Rank/Player	G
1. D. Ortiz	39	9. Garcaparra.....	17	Valentin	11
T. Williams	37	10. Doerr	14	Varitek	11
3. Rice	35	11. V. Stephens	13	19. Armas	10
4. M. Ramirez	28	12. Lynn	12	20. T. Conigliaro	9
5. Yastrzemski	27	Malzone	12	Petrocelli	9
6. Foxx	23	G. Scott	12	Youkilis	9
7. D. Evans	22	R. Smith	12	23. Jensen	8
Vaughn	22	16. Fisk	11	Stuart	8

Single-Season Multi-Homer Game Leaders

Rank/Player	G	Year	Rank/Player	G	Year	Rank/Player	G	Year
1. Foxx	10	1938	Ortiz	6	2003	Garcaparra	5	1999
2. Ortiz	9	2005	Vaughn	6	1996	Rice	5	1979
3. Ramirez	7	2002	Armas	6	1983	Fisk	5	1977
Rice	7	1977	Rice	6	1983	Yastrzemski	5	1967
5. Ortiz	6	2006	10. Ramirez	5	2001	26 players	4	

Rookie Home Run Leaders

Rank/Player	HR	Year	Rank/Player	HR	Year	Rank/Player	HR	Year
1. Dropo	34	1950	Fisk	22	1972	15. Pagliaroni	16	1961
2. T. Williams	31	1939	9. Daubach	21	1999	J. Jones	16	1947
3. Garcaparra	30	1997	Lynn	21	1975	17. Middlebrooks	15	2012
4. G. Scott	27	1966	11. Burks	20	1987	T. Nixon	15	1999
Zaichin	27	1955	12. Greenwell	19	1987	R. Smith	15	1967
6. T. Conigliaro	24	1964	Gernert	19	1952	Foy	15	1966
7. Rice	22	1975	14. B. Conigliaro	18	1970	Malzone	15	1957

Most Home Runs At Home In A Single Season

Rank/Player	HR	Year	Rank/Player	HR	Year	Rank/Player	HR	Year
1. Foxx	35	1938	9. Dropo	24	1950	17. Ramirez	21	2001
2. Lynn	28	1979	10. Ramirez	23	2004	Armas	21	1984
Rice	28	1978	T. Conigliaro	23	1965	Yastrzemski	21	1969
4. Vaughn	27	1996	T. Williams	23	1949	V. Stephens	21	1949
Rice	27	1979	13. Ortiz	22	2006	Foxx	21	1936
Rice	27	1977	Ramirez	22	2005	22. Ortiz	20	2005
Yastrzemski	27	1967	Yastrzemski	22	1970	Vaughn	20	1997
8. Stuart	25	1963	Petrocelli	22	1969	Petrocelli	20	1970

Most Home Runs On The Road In A Single Season

Rank/Player	HR	Year	Rank/Player	HR	Year	Rank/Player	HR	Year
1. Ortiz	32	2006	10. Bay	21	2009	Ruth	20	1919
2. Ortiz	27	2005	Vaughn	21	1998	20. Ortiz	19	2007
3. T. Williams	26	1957	12. Ramirez	20	2004	Armas	19	2006
4. Ortiz	24	2004	Ramirez	20	2001	Ramirez	19	2003
Vaughn	24	1995	Evans	20	1987	Garcaparra	19	1997
6. Ramirez	23	2005	T. Williams	20	1949	Armas	19	1983
Rice	23	1983	T. Williams	20	1946	Yastrzemski	19	1969
8. Baylor	22	1986	T. Williams	20	1942			
Armas	22	1984	Foxx	20	1936			

NOTE: Tony Armas (1984), Jimmie Foxx (1936), David Ortiz (2005-06), Manny Ramirez (2001, 2004-05) and Ted Williams (1949) are the only Red Sox ever with at least 20 homers in a season at home and on the road. Ortiz tied Babe Ruth's (1927) AL record with 32 road home runs in 2006.

Red Sox Monthly Home Run Records

MONTH	HR	NAME	YEAR	TOTAL
April	10	David Ortiz	2006	54
May	13	Jim Rice	1978	46
June	14	Jackie Jensen	1958	35
July	14	David Ortiz	2006	54
August	13	Dwight Evans	1987	34
	13	Jimmie Foxx	1940	36
September	11	David Ortiz	2005	47
Sept.-Oct.	12	Manny Ramirez (9 in Sept., 3 in Oct.)	2005	45
	12	Jimmie Foxx (10 in Sept., 2 in Oct.)	1938	50

Individual Pitching Records

Single Season

MOST BASES ON BALLS, left-handed	134, Mel Parnell, 1949
MOST BASES ON BALLS, right-handed	121, Mike Torrez, 1979; Don Schwall, 1962
LOWEST OPPONENTS BATTING AVERAGE	.167*, Pedro Martinez, 2000
LOWEST EARNED RUN AVERAGE, left-handed	0.96+, Dutch Leonard (224.2 IP), 1914
LOWEST EARNED RUN AVERAGE, right-handed	1.26, Cy Young (299.0 IP), 1908
MOST EARNED RUNS	140, Wes Ferrell, 1936
MOST GAMES, left-handed	74, Rob Murphy, 1989
MOST GAMES, right-handed	81, Mike Timlin, 2005
MOST COMPLETE GAMES	41, Cy Young, 1902
MOST GAMES FINISHED	69, Tom Gordon, 1998
MOST HITS	350, Cy Young, 1902
MOST CONSECUTIVE BATTERS RETIRED	37, Koji Uehara, 2013
MOST CONSECUTIVE BATTERS RETIRED, without a hit	76+, Cy Young, 1904
MOST HIT BATSMEN	20, Bronson Arroyo, 2004; Howard Ehmke, 1923
MOST HOME RUNS, left-handed	35, Bruce Hurst, 1987
MOST HOME RUNS, right-handed	38, Tim Wakefield, 1996
MOST HOME RUNS, bases loaded	3, Ramon Martinez, 2000
MOST HOME RUNS, leadoff	5, Pedro Martinez, 2004
MOST INNINGS, left-handed	326.1, Babe Ruth, 1917
MOST INNINGS, right-handed	384.2, Cy Young, 1902
MOST INNINGS, as reliever	168.1*, Bob Stanley, 1982
MOST CONSECUTIVE INNINGS, hitless	24.0+, Cy Young, 1904
MOST CONSECUTIVE INNINGS, scoreless	45.2, Cy Young, 1904
MOST CONSECUTIVE GAMES, scoreless	27, Koji Uehara, 2013
MOST LOSSES, left-handed	18, Hal Wiltse, 1927
MOST LOSSES, right-handed	25, Red Ruffing, 1928
MOST CONSECUTIVE LOSSES	14, Joe Harris, 1906
LOWEST OPPONENTS ON-BASE PERCENTAGE	.213+, Pedro Martinez, 2000
LOWEST WALKS AND HITS PER INNING PITCHED	0.74+, Pedro Martinez, 2000
MOST RUNS	172, Ted Lewis, 1901
MOST SAVED, left-handed	24, Tom Burgmeier, 1980
MOST SAVED, right-handed	46, Tom Gordon, 1998
MOST SAVED, one month	12, Bob Stanley, Aug. 1980
MOST CONSECUTIVE SAVED	43, Tom Gordon, 1998
MOST CONSECUTIVE SAVED, any season	54*, Tom Gordon, 4/19/1998-5/31/1999
MOST CONSECUTIVE SAVED, to start season	20, Jonathan Papelbon, 2006
MOST CONSECUTIVE SEASONS, 30 or more saves	6, Jonathan Papelbon, 2006-11
MOST SHUTOUT WINS, left-handed	9**, Babe Ruth, 1916
MOST SHUTOUT WINS, right-handed	10, Joe Wood, 1912; Cy Young, 1904
MOST SHUTOUT WINS, by score of 1-0	5**, Joe Bush, 1918
MOST SHUTOUT LOSSES	8, Joe Harris, 1906
MOST STARTS, left-handed	41, Babe Ruth, 1916
MOST STARTS, right-handed	43, Cy Young, 1902
MOST STRIKEOUTS, left-handed	225, Jon Lester, 2009 and 2010
MOST STRIKEOUTS, right-handed	313, Pedro Martinez, 1999
MOST STRIKEOUTS, per 9.0 innings	13.2*, Pedro Martinez, 1999
MOST GAMES, 10 or more strikeouts	19, Pedro Martinez, 1999
MOST CONSECUTIVE GAMES, 10 or more strikeouts	8+, Pedro Martinez, 1999
MOST WILD PITCHES	21, Earl Wilson, 1963
HIGHEST WINNING PERCENTAGE	.882, Bob Stanley (15-2), 1978
MOST WINS, left-handed	25, Mel Parnell, 1949
MOST WINS, right-handed	34, Joe Wood, 1912
MOST WINS, as reliever	16, Dick Radatz, 1964
MOST WINS, at home	19, Cy Young, 1901
MOST WINS, at Fenway Park	18, Joe Wood, 1912
MOST WINS, on road	16, Joe Wood, 1912
MOST CONSECUTIVE WINS	16**, Joe Wood, 1912
MOST CONSECUTIVE WINS, at home	13, Dave Ferriss, 1946; Tex Hughson, 1944
MOST CONSECUTIVE WINS, on road	11, Dutch Leonard, 1914
MOST CONSECUTIVE WINS, to start season	14, Roger Clemens, 1986

+ML record (since 1900) ++tied for ML record *AL record **tied for AL record



Individual Pitching Records, Continued

Single Season Rookie

MOST BASES ON BALLS.....	110, Don Schwall, 1961
LOWEST EARNED RUN AVERAGE.....	2.39, Dutch Leonard, 1913
MOST GAMES.....	66, Hideki Okajima, 2007
MOST COMPLETE GAMES.....	26, Dave Ferriss, 1945; George Winter, 1901
MOST INNINGS.....	275.2, Buck O'Brien, 1912
MOST WINS.....	21, Dave Ferriss, 1945
MOST LOSSES.....	21, Joe Harris, 1906
MOST SAVES.....	35, Jonathan Papelbon, 2006
MOST SHUTOUTS.....	5, Dave Ferriss, 1945
MOST STARTS.....	34, Buck O'Brien, 1912
MOST STRIKEOUTS.....	201, Daisuke Matsuzaka, 2007
MOST STRIKEOUTS, game.....	15, Roger Clemens, 8/21/1984 vs. KC
MOST RUNS.....	149, Ted Wingfield, 1925

Single Game

MOST BALLS.....	4**, John Dopson, 6/13/1989 vs. DET
MOST BASES ON BALLS.....	12, Fritz Ostermueller, 7/30/1935 at WAS
MOST BASES ON BALLS, in relief.....	11, Mickey McDermott, 5/20/1948 at CLE; Ken Chase, 6/13/1943 vs. WAS (G1)
MOST CONSECUTIVE BATTERS RETIRED.....	34, Waite Hoyt, 9/24/1919 (G2) at NYY (2nd to 13th)
MOST EXTRA-BASE HITS.....	10, Curt Schilling, 8/10/2006 at KC
FEWEST HITS ALLOWED, complete game in ML debut.....	1++, Billy Rohr, 4/14/1967 at NYY, 3-0
MOST HOME RUNS.....	6++, Tim Wakefield, 8/8/2004 at DET
MOST INNINGS.....	24.0**, Joe Harris, 9/1/1906 vs. PHA (L, 4-1)
MOST INNINGS, in relief.....	11.0, Babe Ruth, 5/15/1919 at CWS (W); Ted Lewis, 7/27/1901 at CWS (L)
MOST CONSECUTIVE SCORELESS INNINGS.....	20.0*, Joe Harris, 9/1/1906 (4th thru 23rd) vs. PHA
MOST STRIKEOUTS, 9 innings.....	20++, Roger Clemens, 9/18/1996 at DET; 4/29/1986 vs. SEA
MOST STRIKEOUTS, in relief.....	12, Diego Segui, 9/22/1974 (7.2 IP) vs. BAL
MOST CONSECUTIVE STRIKEOUTS.....	8, Roger Clemens, 4/29/1986 vs. SEA
MOST WILD PITCHES.....	4, Daisuke Matsuzaka, 5/27/2009 at MIN; Milt Gaston, 9/14/1929 vs. DET

Single Inning

MOST BATTERS FACED.....	16++, Howard Ehmke, 9/28/1923 (6th) vs. NYY; Lefty O'Doul, 7/7/1923 (6th) vs. CLE; Doc Adkins, 7/8/1902 (6th) vs. PHA
MOST HITS.....	12+, Doc Adkins, 7/8/1902 (6th) vs. PHA
MOST RUNS.....	13+, Lefty O'Doul, 7/7/1923 (6th) at CLE (G1)
MOST STRIKEOUTS.....	4++, Tim Wakefield, 8/10/1999 (9th) at KC
MOST WALKS.....	6, Lefty O'Doul, 7/7/1923 (6th) at CLE

+ML record (since 1900) ++tied for ML record *AL record **tied for AL record

Longest Winning Streaks (Single Season)

RANK/PITCHER	NO.	DATES	RANK/PITCHER	NO.	DATES
1. J. Wood	16	7/8-9/15/1912	J. Kramer	11	6/3-8/3/1948
2. Clemens	14	4/11-6/27/1986*	Hughson	11	6/30-8/23/1942
3. Kinder	13	7/28-9/24/1949	10. Wakefield	10	6/29-8/13/1995
4. Ferriss	12	7/12-9/2/1946	Boddicker	10	4/30-7/2/1990
Leonard (L)	12	6/2-8/9/1914	Radatz	10	5/15-7/21/1963
C. Young	12	6/2-7/16/1901	Delock	10	5/1-7/20/1958*
6. Buchholz	11	4/3-9/15/2013*	Ferriss	10	4/26-6/9/1946*
B. Stanley	11	5/6-8/28/1978	C. Young	10	5/3-6/8/1902
Moret (L)	11	4/22-9/12/1973*			

(L) left-hander * from start of season

NOTE: Ellis Kinder defeated the Chicago White Sox in 18 straight decisions from 7/22/1948-5/12/1953. Mel Parnell beat the Washington Senators in 17 straight decisions from 7/8/1948-9/20/1952. Joe Wood defeated the St. Louis Browns in 15 straight decisions from 5/25/1911-9/26/1914. Tom Brewer defeated the Philadelphia/Kansas City Athletics in 14 straight decisions from 7/2/1954-7/24/1957. Jon Lester defeated the Orioles in his first 14 career decisions against the club from 8/13/2006-4/28/2011.

Club Pitching Records

Team Pitching

MOST BASES ON BALLS.....	748 in 1950
FEWEST BASES ON BALLS.....	233* in 1904
MOST COMPLETE GAMES.....	148+ in 1904
FEWEST COMPLETE GAMES.....	2 in 2011
LOWEST ERA.....	2.12 in 1904
HIGHEST ERA.....	5.02 in 1932
MOST HOME RUNS.....	190 in 2012; 1987
MOST HOME RUNS, home.....	97 in 2012 (81 games); 1966 (81 games)
MOST HOME RUNS, road.....	115 in 1987 (82 games)
MOST HOME RUNS, leadoff.....	8 in 1999
MOST HOME RUNS, extra innings.....	7 in 1987; 1969
MOST HOME RUNS, bases loaded.....	8 in 2005; 2004
MOST HOME RUNS, pinch hit.....	8 in 1991
MOST HOME RUNS, one month.....	49, June 1966 (31 games)
FEWEST HOME RUNS.....	6* in 1913
FEWEST HOME RUNS, since 1946.....	82 in 1949
MOST SAVES.....	53 in 1998
MOST PITCHERS, 10 or more saves.....	3++ in 1999
MOST SHUTOUTS.....	26 in 1918
FEWEST SHUTOUTS.....	3 in 1994; 1932; 1923
MOST CONSECUTIVE SHUTOUTS.....	3, 10 times, last time 4/25-29(G1)/2004
MOST STRIKEOUTS.....	1,294 in 2013 (162 games)
FEWEST STRIKEOUTS.....	310 in 1925 (152 games)

Team Pitching, Game

LARGEST LEAD RELINQUISHED IN LOSS.....	10 runs up, 6/4/1989 vs. TOR (10-0 after 6 inn., lost 13-11 in 12 inn.)
MOST RUNS.....	27-3 loss, 7/7/1923 (G1) at CLE
MOST RUNS, shutout.....	19-0 loss, 5/18/1955 vs. CLE
MOST HOME RUNS.....	7, 8/8/2004 at DET; 5/17/1967 vs. BAL; 5/30/1961 vs. NYY
MOST STRIKEOUTS, 9-inning game.....	20++, 9/18/1996 at DET, (W, 4-0); 4/29/1986 vs. SEA (W, 3-1)
MOST WALKS, 9-inning game.....	18++, 5/20/1948 at CLE (L, 4-13), Harris 7 (1.1 IP), McDermott 11 (6.2 IP)
+ML record (since 1900) ++tied for ML record *AL record **tied for AL record	



Pedro Martinez
established a club
record with an
AL-best 313
strikeouts in 1999.

Single Season Pitching Leaders

Wins

1. J. Wood.....	*34-5, 1912
2. C. Young.....	*33-10, 1901
3. C. Young.....	*32-11, 1902
4. C. Young.....	*28-9, 1903
5. C. Young.....	*26-16, 1904
6. Parnell (L).....	*25-7, 1949
Ferriss.....	*25-6, 1946
Ferrell.....	*25-14, 1935
9. Clemens.....	*24-4, 1986
Ruth (L).....	*24-13, 1917

Strikeouts

1. P. Martinez.....	*313, 1999
2. Clemens.....	*291, 1988
3. P. Martinez.....	*284, 2000
4. J. Wood.....	*258, 1912
5. Clemens.....	*257, 1996
6. Clemens.....	*256, 1987
7. P. Martinez.....	*251, 1998
8. Lonborg.....	*246, 1967
9. Clemens.....	*241, 1991
10. P. Martinez.....	*239, 2002

Games Started

1. C. Young.....	*43, 1902
2. Dinneen.....	*42, 1902
3. Ruth (L).....	*41, 1916
4. C. Young.....	*41, 1904
5. C. Young.....	*41, 1901
6. Lonborg.....	*39, 1967
Ehmke.....	*39, 1923
8. 7 players.....	38

Shutouts

1. J. Wood.....	*10, 1912
C. Young.....	*10, 1904
3. Ruth (L).....	*9, 1916
4. Clemens.....	*8, 1988
Mays.....	*8, 1918
6. Clemens.....	*7, 1987
Tiant.....	*7, 1974
Bush.....	*7, 1918
Leonard (L).....	*7, 1914
C. Young.....	*7, 1903

10-Strikeout Games

1. P. Martinez.....	*19, 1999
2. P. Martinez.....	*15, 2000
3. Clemens.....	*12, 1988
4. P. Martinez.....	*9, 2002
P. Martinez.....	*9, 2001
Clemens.....	*9, 1987
7. P. Martinez.....	*8, 1998
Clemens.....	*8, 1996
Clemens.....	*8, 1986
Lonborg.....	*8, 1967

Losses

1. Ruffing.....	*10-25, 1928
2. Ruffing.....	*9-22, 1929
3. S. Harriss.....	*14-21, 1927
J. Harris.....	*12-21, 1906
C. Young.....	*11-21, 1906
Dinneen.....	*21-21, 1902
7. Gaston.....	*13-20, 1930
Ja. Russell.....	*9-20, 1930
Ehmke.....	*9-20, 1925
S. Jones.....	*12-20, 1919

Earned Run Average

1. Leonard (L).....	*0.96, 1914
2. C. Young.....	1.26, 1908
3. J. Wood.....	*1.49, 1915
4. R. Collins (L).....	1.62, 1910
5. C. Young.....	*1.62, 1901
6. Shore.....	1.64, 1915
7. J. Wood.....	1.68, 1910
8. Foster.....	1.70, 1914
9. P. Martinez.....	*1.74, 2000
10. Mays.....	1.74, 1917

Games

1. Timlin.....	*81, 2005
2. G. Harris.....	*80, 1993
3. Radatz.....	*79, 1964
4. Timlin.....	*76, 2004
5. Slocumb.....	*75, 1996
6. Lowe.....	*74, 2000
Lowe.....	*74, 1999
R. Murphy (L).....	*74, 1989
9. 4 players.....	73

Complete Games

1. C. Young.....	*41, 1902
2. C. Young.....	*40, 1904
3. Dinneen.....	*39, 1902
4. C. Young.....	*38, 1901
5. Dinneen.....	*37, 1904
6. Ruth (L).....	*35, 1917
J. Wood.....	*35, 1912
8. C. Young.....	*34, 1903
9. C. Young.....	*33, 1907
10. Dinneen.....	*32, 1903

Home Runs Allowed

1. Wakefield.....	*38, 1996
2. E. Wilson.....	*37, 1964
3. Beckett.....	*36, 2006
4. Wakefield.....	*35, 2005
Hurst (L).....	*35, 1987
6. Wise.....	*34, 1975
Monbouquette.....	*34, 1964
8. Conley.....	*33, 1961
9. Boyd.....	*32, 1986
Tudor (L).....	*32, 1983
Tiant.....	*32, 1973
Monbouquette.....	*32, 1965

Win Pct. (Min. 15 dec.)

1. B. Stanley.....	*.882, 1978
2. J. Wood.....	*.872, 1912
3. Moret (L).....	*.867, 1973
4. Matsuzaka.....	*.857, 2008
Clemens.....	*.857, 1986
6. P. Martinez.....	*.852, 1999
7. P. Martinez.....	*.833, 2002
8. Moret (L).....	*.824, 1975
9. Ferriss.....	*.806, 1946
10. Kinder.....	*.793, 1949

Saves

1. T. Gordon.....	*46, 1998
2. Lowe.....	*42, 2000
3. Papelbon.....	*41, 2008
4. Urbina.....	*40, 2002
Reardon.....	*40, 1991
6. Papelbon.....	*38, 2009
7. Papelbon.....	*37, 2010
Papelbon.....	*37, 2007
9. Papelbon.....	*35, 2006
10. 2 players.....	33

Innings

1. C. Young.....	*384.2, 1902
2. C. Young.....	*380.0, 1904
3. Dinneen.....	*371.1, 1902
C. Young.....	*371.1, 1901
5. J. Wood.....	*344.0, 1912
6. C. Young.....	*343.1, 1907
7. C. Young.....	*341.2, 1903
8. Dinneen.....	*335.2, 1904
9. Ruth (L).....	*326.1, 1917
10. Ruth (L).....	*323.2, 1916

Walks

1. Parnell (L).....	*134, 1949
2. McDermott (L).....	*124, 1950
3. Torre.....	*121, 1979
Schwall.....	*121, 1962
5. Newsom.....	*119, 1937
Ja. Wilson.....	*119, 1937
Ferrell.....	*119, 1936
Ehmke.....	*119, 1923
9. Ruffing.....	*118, 1929
Ruth (L).....	*118, 1916

Relief Wins

1. Radatz.....	*16, 1964
2. Radatz.....	*15, 1963
3. Clear.....	*14, 1982
4. B. Stanley.....	*13, 1978
Campbell.....	*13, 1977
6. B. Stanley.....	*12, 1982
7. Delock.....	*11, 1956
8. 7 players.....	10

* led league (L) left-hander

† tied for league lead

Career Pitching Records

Wins

1. Clemens	192
2. C. Young	192
3. Wakefield	186
4. Parnell (L)	123
5. Tiant	122
6. P. Martinez	117
7. J. Wood	116
8. B. Stanley	115
9. Dobson	106
10. Grove (L)	105
11. Lester (L)	100
12. Hughson	96
Monbouquette	96
14. B. Lee (L)	94
15. Brewer	91
16. Leonard (L)	90
F. Sullivan	90
18. Beckett	89
Ruth (L)	89
20. 2 players	88

Losses

1. Wakefield	168
2. C. Young	112
3. Clemens	111
4. B. Stanley	97
Winter	97
6. Ruffing	96
7. Ja. Russell	94
8. Monbouquette	91
9. Dinneen	85
10. Brewer	82
11. Tiant	81
12. F. Sullivan	80
13. MacFayden	78
14. Parnell (L)	75
15. Hurst (L)	73
16. Delock	72
Dobson	72
W. Nixon	72
19. Eckersley	71
20. B. Lee (L)	68

Winning Pct. (Min 100 Dec.)

1. P. Martinez	.760
2. J. Wood	.674
3. Ruth (L)	.659
4. Lester (L)	.641
5. Hughson	.640
6. Clemens	.634
7. C. Young	.632
8. Grove (L)	.629
9. Kinder	.623
10. Parnell (L)	.621
11. Tannehill (L)	.620
12. W. Ferrell	.608
13. Beckett	.605
14. Tiant	.601
15. Dobson	.596
16. Leonard (L)	.588
17. Mays	.585
18. B. Lee (L)	.580
19. R. Collins (L)	.575
20. Lowe	.560

ERA (Min 1,000 IP)

1. J. Wood	1.99
2. C. Young	2.00
3. Leonard (L)	2.13
4. Ruth (L)	2.19
5. Mays	2.21
6. R. Collins (L)	2.51
7. P. Martinez	2.52
8. Dinneen	2.81
9. Winter	2.91
10. Hughson	2.94
11. Clemens	3.06
12. Kinder	3.28
13. Grove (L)	3.34
14. Tiant	3.36
15. S. Jones	3.39
16. F. Sullivan	3.47
17. Culp	3.50
18. Parnell (L)	3.50
19. Dobson	3.57
20. B. Stanley	3.64

Strikeouts

1. Clemens	2,590
2. Wakefield	2,046
3. P. Martinez	1,683
4. C. Young	1,341
5. Lester (L)	1,237
6. Beckett	1,108
7. Tiant	1,075
8. Hurst (L)	1,043
9. J. Wood	986
10. Monbouquette	969
11. F. Sullivan	821
12. Culp	794
13. Lonborg	784
14. Eckersley	771
Leonard (L)	771
16. Grove (L)	743
17. Brewer	733
18. Parnell (L)	732
19. E. Wilson	714
20. 2 players	693

Saves

1. Papelbon	219
2. B. Stanley	132
3. Radatz	104
4. Kinder	91
5. Reardon	88
6. Lowe	85
7. Lyle (L)	69
8. Gordon	68
9. L. Smith	58
10. B. Campbell	51
11. Urbina	49
12. Fornieles	48
Slocumb	48
14. Foulke	47
15. Je. Russell	45
16. Drago	41
17. Burgmeier (L)	40
18. Clear	38
19. Delock	31
20. 3 players	28

Games

1. B. Stanley	637
2. Wakefield	590
3. Papelbon	396
4. Timlin	394
5. Lowe	384
6. Clemens	383
7. Kinder	365
8. C. Young	327
9. Delock	322
10. B. Lee (L)	321
11. Delcarmen	289
Parnell (L)	289
13. G. Harris	287
14. Fornieles	286
Radatz	286
16. Tiant	274
17. Garces	261
Okajima (L)	261
19. Lyle (L)	260
20. Dobson	259

Games Started

1. Wakefield	430
2. Clemens	382
3. C. Young	297
4. Tiant	238
5. Parnell (L)	232
6. Monbouquette	228
7. Lester (L)	220
8. Brewer	217
Hurst (L)	217
10. Dobson	202
11. P. Martinez	201
F. Sullivan	201
13. Beckett	194
14. Eckersley	191
15. Grove (L)	190
16. W. Nixon	177
17. Winter	176
18. Dinneen	174
19. B. Lee (L)	167
20. Lonborg	163

Innings

1. Wakefield	3,006.0
2. Clemens	2,776.0
3. C. Young	2,728.1
4. Tiant	1,774.2
5. Parnell (L)	1,752.2
6. B. Stanley	1,707.0
7. Monbouquette	1,622.0
8. Winter	1,599.2
9. Dobson	1,544.0
10. Grove (L)	1,539.2
11. Brewer	1,509.1
12. F. Sullivan	1,505.1
13. B. Lee (L)	1,503.1
14. Dinneen	1,501.0
15. Hurst (L)	1,459.0
16. J. Wood	1,418.0
17. P. Martinez	1,383.2
18. Lester (L)	1,376.1
19. Hughson	1,375.2
20. Eckersley	1,371.2

(L) left-hander

Career Pitching Records, Continued

Complete Games

1. C. Young.....	275
2. Dinneen.....	156
3. Winter.....	141
4. J. Wood.....	121
5. Grove (L).....	119
6. Parnell (L).....	113
Tiant.....	113
8. Ruth (L).....	105
9. Clemens.....	100
10. Hughson.....	99
11. Leonard (L).....	96
12. R. Collins (L).....	90
Dobson.....	90
14. Mays.....	87
15. Tannehill (L).....	85
16. Ehmk.....	83
S. Jones.....	83
18. W. Ferrell.....	81
19. Brewer.....	75
20. Ruffing.....	73

Shutouts

1. Clemens.....	38
C. Young.....	38
3. J. Wood.....	28
4. Tiant.....	26
5. Leonard (L).....	25
6. Parnell (L).....	20
7. R. Collins (L).....	19
Hughson.....	19
9. S. Jones.....	18
10. Dobson.....	17
Ruth (L).....	17
12. Dinneen.....	16
Monbouquette.....	16
14. Foster.....	15
Grove (L).....	15
16. Mays.....	14
F. Sullivan.....	14
Tannehill (L).....	14
19. 3 players.....	13

Walks

1. Wakefield.....	1,095
2. Clemens.....	856
3. Parnell (L).....	758
4. Brewer.....	669
5. Dobson.....	604
6. J. Wilson.....	564
7. W. Nixon.....	530
8. Delock.....	514
9. McDermott (L).....	504
10. Tiant.....	501
11. Lester (L).....	497
12. Ostermueller (L).....	491
13. E. Wilson.....	481
14. Hurst (L).....	479
15. F. Sullivan.....	475
16. B. Stanley.....	471
17. Ruffing.....	459
18. B. Lee (L).....	448
19. Grove (L).....	447
20. MacFayden.....	430

Home Runs Allowed

1. Wakefield.....	401
2. Clemens.....	194
3. Monbouquette.....	180
4. Hurst (L).....	173
5. Tiant.....	170
6. Eckersley.....	167
7. Beckett.....	153
8. B. Lee (L).....	136
9. Delock.....	134
10. Lester (L).....	129
11. Boyd.....	126
Brewer.....	126
13. F. Sullivan.....	123
E. Wilson.....	123
15. B. Stanley.....	113
16. Lonborg.....	105
17. Parnell (L).....	104
18. Culp.....	103
P. Martinez.....	103
20. Kinder.....	94

K's Per 9 Inn. (Min. 1,000 Ip)

1. P. Martinez.....	10.95
2. Clemens.....	8.40
3. Lester (L).....	8.09
4. Beckett.....	8.04
5. Culp.....	6.54
6. Hurst (L).....	6.43
7. Lonborg.....	6.42
8. E. Wilson.....	6.27
9. J. Wood.....	6.26
10. Wakefield.....	6.13
11. Lowe.....	5.84
12. Tiant.....	5.45
13. Monbouquette.....	5.38
14. Leonard (L).....	5.10
15. Eckersley.....	5.06
16. Boyd.....	5.05
17. Delock.....	4.93
18. F. Sullivan.....	4.91
19. Ja. Wilson.....	4.75
20. Hughson.....	4.53

Relief Wins

1. B. Stanley.....	85
2. Radatz.....	49
3. Kinder.....	40
4. Clear.....	35
5. Delock.....	34
6. Fornieles.....	31
7. Timlin.....	30
8. B. Campbell.....	28
9. Ryba.....	26
Ja. Wilson.....	26

10-Strikeout Games

1. P. Martinez.....	72
2. Clemens.....	68
3. Lester (L).....	17
4. J. Wood.....	18
5. Hurst (L).....	13
6. Culp.....	10
Lonborg.....	10
Morehead.....	10
9. Tiant.....	9
10. C. Young.....	8

20-Game Winners

Rank/Player	W-L	Year
1. J. Wood.....	*34-5	1912
2. C. Young.....	*33-10	1901
3. C. Young.....	*32-11	1902
4. C. Young.....	*28-9	1903
5. C. Young.....	26-16	1904
6. Parnell (L).....	*25-7	1949
Ferriss.....	25-6	1946
W. Ferrell.....	*25-14	1935
9. Clemens.....	*24-4	1986
Ruth (L).....	24-13	1917
11. P. Martinez.....	*23-4	1999
Kinder.....	23-6	1949
S. Jones.....	23-16	1921
Ruth (L).....	23-12	1916
J. Wood.....	23-17	1911
Dinneen.....	23-14	1904

Rank/Player	W-L	Year
17. Tiant.....	22-13	1974
Lonborg.....	†22-9	1967
Hughson.....	*22-6	1942
Mays.....	22-9	1917
Tannehill (L).....	22-9	1905
22. Schilling.....	*21-6	2004
Lowe.....	21-8	2002
Clemens.....	21-6	1990
Tiant.....	21-12	1976
Parnell (L).....	21-8	1953
Ferriss.....	21-10	1945
Mays.....	21-13	1918
C. Young.....	21-11	1908
C. Young.....	21-15	1907
Tannehill (L).....	21-11	1904
Dinneen.....	21-13	1903

Rank/Player	W-L	Year
Dinneen.....	21-21	1902
34. Beckett.....	*20-7	2007
P. Martinez.....	20-4	2002
Clemens.....	†20-9	1987
Eckersley.....	20-8	1978
Tiant.....	20-13	1973
Monbouquette.....	20-10	1963
Hughson.....	20-11	1946
W. Ferrell.....	20-15	1936
Grove (L).....	20-12	1935
Ehmk.....	20-17	1923
Ra. Collins (L).....	20-13	1914
Bedient.....	20-9	1912
O'Brien.....	20-13	1912
Hughes.....	20-7	1903

(L) left-handed * led league † tied for league lead

Annual Pitching Leaders

YEAR	WINS	EARNED RUN AVG	GAMES	GAMES STARTED
2013	Lester..... 15	Lackey.....3.52	Uehara.....73	Lester..... 33
2012	Buchholz, Doubront... 11	Buchholz.....4.56	Aceves.....69	Lester..... 33
2011	Lester..... 15-9	Beckett.....2.89	D. Bard.....70	Lester..... 31
2010	Lester..... 19-9	Buchholz.....2.33	D. Bard.....73	Lackey..... 33
2009	Beckett..... 17-6	Lester.....3.41	R. Ramirez.....70	Beckett, Lester..... 32
2008	Matsuzaka..... 18-3	Matsuzaka.....2.90	Delcarmen.....73	Lester..... 33
2007	Beckett.....*20-7	Beckett.....3.27	Okajima.....66	Matsuzaka..... 32
2006	Beckett..... 16-11	Schilling.....3.97	Timlin.....68	Beckett..... 33
2005	Wakefield..... 16-12	Wakefield.....4.15	Timlin.....*81	Wakefield..... 33
2004	Schilling.....*21-6	Schilling.....3.26	Timlin.....76	Lowe, P. Martinez..... 33
2003	Lowe..... 17-7	P. Martinez.....*2.22	Timlin.....72	Lowe, Wakefield..... 33
2002	Lowe..... 21-8	P. Martinez.....*2.26	Urbina.....61	Lowe..... 32
2001	Nomo..... 13-10	Wakefield.....3.90	Beck.....68	Nomo..... 33
2000	P. Martinez..... 18-6	P. Martinez.....*1.74	Lowe.....74	P. Martinez..... 29
1999	P. Martinez.....*23-4	P. Martinez.....*2.07	Lowe.....74	P. Martinez..... 29
1998	P. Martinez..... 19-7	P. Martinez.....2.89	Gordon.....73	P. Martinez, Wakefield... 33
1997	Sele..... 13-12	Gordon.....3.74	Wasdin.....53	Sele..... 33
1996	Wakefield..... 14-13	Clemens.....3.63	Slocumb.....75	Clemens, Gordon..... 34
1995	Wakefield..... 16-8	Wakefield.....2.95	Belinda.....63	Hanson.....29
1994	Clemens..... 9-7	Clemens.....2.85	Fossas.....44	Clemens..... 24
1993	Darwin..... 15-11	Viola.....3.14	G. Harris.....*80	Darwin..... 34
1992	Clemens..... 18-11	Clemens.....*2.41	G. Harris.....70	Viola..... 35
1991	Clemens..... 18-10	Clemens.....*2.62	Fossas.....64	Clemens.....**35
1990	Clemens..... 21-6	Clemens.....*1.93	R. Murphy.....68	Boddicker..... 34
1989	Clemens..... 17-11	Clemens.....3.13	R. Murphy.....74	Clemens..... 35
1988	Clemens, Hurst..... 18	Clemens.....2.93	L. Smith.....64	Clemens..... 35
1987	Clemens.....**20-9	Clemens.....2.97	Schiraldi.....62	Clemens..... 36
1986	Clemens.....*24-4	Clemens.....*2.48	B. Stanley.....66	Clemens..... 33
1985	Boyd..... 15-13	Boyd.....3.70	B. Stanley.....48	Boyd..... 35
1984	3 players..... 12	Nipper.....3.89	B. Stanley.....57	Hurst..... 33
1983	Tudor..... 13-12	Ojeda.....4.04	B. Stanley.....64	Tudor..... 34
1982	Clear..... 14-9	B. Stanley.....3.10	Clear.....55	Eckersley..... 33
1981	B. Stanley, Torrez..... 10	Torrez.....3.68	B. Stanley.....35	Eckersley, Tanana..... 23
1980	Eckersley..... 12-14	B. Stanley.....3.39	Burgmeier.....62	Torrez..... 32
1979	Eckersley..... 17-10	Eckersley.....2.99	Drago.....53	Torrez..... 36
1978	Eckersley..... 20-8	Eckersley.....2.99	B. Stanley.....52	Torrez..... 36
1977	Campbell..... 13-9	Jenkins.....3.68	Campbell.....69	Tiant..... 32
1976	Tiant..... 21-12	Tiant.....3.06	Willoughby.....54	Tiant..... 38
1975	Wise..... 19-12	B. Lee.....3.95	B. Lee.....41	Tiant, Wise..... 35
1974	Tiant..... 22-13	Tiant.....2.92	Segui.....58	Tiant..... 38
1973	Tiant..... 20-13	B. Lee.....2.75	Bolin.....39	Tiant..... 35
1972	Pattin..... 17-13	Tiant.....*1.91	B. Lee.....47	Pattin..... 35
1971	Siebert..... 16-10	Siebert.....2.91	Bolin.....52	Culp..... 35
1970	Culp..... 17-14	Culp.....3.04	Lyle.....63	Peters..... 34
1969	Culp..... 17-8	Nagy.....3.11	Lyle.....71	Culp..... 32
1968	Culp, Ellsworth..... 16	Culp.....2.91	Stange.....50	Culp..... 30
1967	Lonborg.....**22-9	Stange.....2.77	Wyatt.....60	Lonborg.....**39
1966	Santiago..... 12-13	Santiago.....3.66	McMahon.....49	Santiago..... 28
1965	E. Wilson..... 13-14	Monbouquette.....3.70	Radatz.....63	E. Wilson..... 36
1964	Radatz..... 16-9	Monbouquette.....4.04	Radatz.....79	Monbouquette..... 35
1963	Monbouquette..... 20-10	E. Wilson.....3.76	Radatz.....66	Monbouquette..... 36
1962	Conley Monbouquette..15	Monbouquette.....3.33	Radatz.....*62	Monbouquette..... 35
1961	Schwall..... 15-7	Schwall.....3.22	Fornieles.....57	Monbouquette..... 32
1960	Monbouquette..... 14-11	Monbouquette.....3.64	Fornieles.....*70	Monbouquette..... 30
1959	Casale..... 13-8	Brewer.....3.76	Fornieles.....46	Brewer..... 32
1958	Delock..... 14-8	Delock.....3.38	Wall.....52	Brewer..... 32
1957	Brewer..... 16-13	F. Sullivan.....2.73	Delock.....49	Brewer..... 32
1956	Brewer..... 19-9	F. Sullivan.....3.42	Delock.....48	F. Sullivan..... 33
1955	F. Sullivan.....**18-13	F. Sullivan.....2.91	Hurd, Kinder.....43	F. Sullivan.....*35
1954	F. Sullivan..... 15-12	F. Sullivan.....3.14	Kinder.....48	W. Nixon..... 30
1953	Parnell..... 21-8	McDermott.....3.01	Kinder.....*69	Parnell..... 34
1952	Parnell..... 12-12	Parnell.....3.62	Delock.....39	Parnell..... 29
1951	Parnell..... 18-11	Parnell.....3.26	Kinder.....*63	Parnell..... 29
1950	Parnell..... 18-10	Parnell.....3.61	Kinder.....48	Parnell..... 31

Annual Pitching Leaders, Continued

YEAR	WINS	EARNED RUN AVG	GAMES	GAMES STARTED
1949	Parnell.....*25-7	Parnell.....*2.77	Kinder.....43	Parnell.....33
1948	Kramer.....18-5	Parnell.....3.14	Dobson.....38	Dobson.....32
1947	Dobson.....18-8	Dobson.....2.95	E. Johnson.....45	Dobson.....31
1946	Ferriss.....25-6	Hughson.....2.75	Ferriss.....40	Ferriss, Hughson.....35
1945	Ferriss.....21-10	Ferriss.....2.96	Barrett.....37	Ferriss.....31
1944	Hughson.....18-5	Hughson.....2.26	Ryba.....42	Bowman.....24
1943	Hughson.....12-15	Hughson.....2.64	M. Brown.....*49	Hughson.....32
1942	Hughson.....*22-6	Hughson.....2.59	Hughson.....38	Hughson.....30
1941	Newsome.....19-10	C. Wagner.....3.07	Ryba.....40	Newsome.....29
1940	Heving, Ja. Wilson....12	Bagby Jr.....4.73	Ja. Wilson.....41	Bagby Jr., Grove.....21
1939	Grove.....15-4	Grove.....*2.54	Dickman.....48	Auker.....25
1938	Bagby Jr., Ja. Wilson....15	Grove.....*3.08	Bagby Jr.....43	Ja. Wilson.....27
1937	Grove.....17-9	Grove.....3.02	Ja. Wilson.....51	Grove.....32
1936	W. Ferrell.....20-15	Grove.....*2.81	Ostermueller.....43	W. Ferrell.....38
1935	W. Ferrell.....*25-14	Grove.....*2.70	Walberg.....44	W. Ferrell.....*38
1934	W. Ferrell.....14-5	Ostermueller.....3.49	Rhodes.....44	Rhodes.....31
1933	Rhodes.....12-15	B. Weiland.....3.87	Welch.....47	Rhodes.....29
1932	Kline.....11-13	Durham.....3.80	Kline.....47	B. Weiland.....27
1931	MacFayden.....16-12	W. Moore.....3.88	W. Moore.....53	MacFayden.....32
1930	Gaston.....13-20	Gaston.....3.92	Gaston.....38	Gaston.....34
1929	E. Morris.....14-14	MacFayden.....3.62	Gaston.....39	Ja. Russell.....32
1928	E. Morris.....19-15	E. Morris.....3.53	E. Morris.....47	Ruffing.....34
1927	S. Harriss.....14-21	S. Harriss.....4.18	S. Harriss.....44	Wiltse.....29
1926	Wingfield.....11-16	Wiltse.....4.22	Wingfield.....43	Wiltse.....29
1925	Wingfield.....12-19	Ehmke.....3.73	Wingfield.....41	Ehmke.....31
1924	Ehmke.....19-17	Quinn.....3.27	Ehmke.....45	Ehmke.....36
1923	Ehmke.....20-17	Piercy.....3.41	Ehmke.....43	Ehmke.....39
1922	Ri. Collins.....14-11	Quinn.....3.48	Karr.....41	Quinn.....32
1921	S. Jones.....23-16	S. Jones.....3.22	S. Jones.....40	S. Jones.....38
1920	Pennock.....16-13	H. Harper.....3.04	S. Jones, Pennock.....37	S. Jones.....33
1919	Pennock.....16-8	Mays.....2.47	S. Jones.....35	S. Jones.....31
1918	Mays.....21-13	Bush.....2.11	Bush.....36	Mays.....33
1917	Ruth.....24-13	Mays.....1.74	Ruth.....41	Ruth.....38
1916	Ruth.....23-12	Ruth.....*1.75	Leonard.....48	Ruth.....*41
1915	Foster, Shore.....19	J. Wood.....*1.49	Mays, Shore.....38	Foster.....33
1914	Ra. Collins.....20-13	Leonard.....*0.96	Bedient.....42	Ra. Collins.....30
1913	Ra. Collins.....19-8	Leonard.....2.39	Bedient.....43	Ra. Collins.....30
1912	J. Wood.....*34-5	J. Wood.....1.91	J. Wood.....43	J. Wood.....38
1911	J. Wood.....23-17	J. Wood.....2.02	J. Wood.....44	J. Wood.....33
1910	Cicotte.....15-11	Ra. Collins.....1.62	Cicotte.....36	Cicotte.....30
1909	Arellanes.....16-12	Cicotte.....1.97	Arellanes.....45	Arellanes.....28
1908	C. Young.....21-11	C. Young.....1.26	Cicotte.....39	C. Young.....33
1907	C. Young.....21-15	C. Young.....1.99	C. Young.....43	C. Young.....37
1906	Tannehill, C. Young....13	Dinneen.....2.92	C. Young.....39	C. Young.....34
1905	Tannehill.....22-9	C. Young.....1.82	C. Young.....38	C. Young.....33
1904	C. Young.....26-16	C. Young.....1.97	C. Young.....43	C. Young.....41
1903	C. Young.....*28-9	C. Young.....2.08	C. Young.....40	C. Young.....35
1902	C. Young.....*32-11	C. Young.....2.15	C. Young.....*45	C. Young.....*43
1901	C. Young.....*33-10	C. Young.....*1.62	C. Young.....43	C. Young.....41

* led league ** tied for league lead

Annual Pitching Leaders, Continued

YEAR	COMPLETE GAMES	SAVES	INNINGS	STRIKEOUTS
2013	Lackey.....2	Uehara.....21	Lester.....213.1	Lester.....177
2012	Lester.....3	Aceves.....25	Lester.....205.1	Doubront.....167
2011	Beckett, Wakefield...1	Papelbon.....31	Beckett.....193.0	Lester.....182
2010	Lester.....2	Papelbon.....37	Lackey.....215.0	Lester.....225
2009	Beckett.....4	Papelbon.....38	Beckett.....212.1	Lester.....225
2008	Lester.....2	Papelbon.....41	Lester.....210.1	Beckett.....172
2007	5 players.....1	Papelbon.....37	Matsuzaka.....204.2	Matsuzaka.....201
2006	3 players.....1	Papelbon.....35	Beckett.....204.2	Schilling.....183
2005	Wakefield.....3	Foulke.....15	Wakefield.....225.1	Wakefield.....151
2004	Schilling.....3	Foulke.....32	Schilling.....226.2	P. Martinez.....227
2003	P. Martinez.....3	Kim.....16	Lowe.....203.1	P. Martinez.....206
2002	P. Martinez.....2	Urbina.....40	Lowe.....219.2	P. Martinez.....*239
2001	Nomo.....2	Lowe.....24	Nomo.....198.0	Nomo.....*220
2000	P. Martinez.....7	Lowe.....*42	P. Martinez.....217.0	P. Martinez.....*284
1999	P. Martinez.....5	Lowe, Wakefield.....15	P. Martinez.....213.1	P. Martinez.....*313
1998	P. Martinez.....3	Gordon.....*46	P. Martinez.....233.2	P. Martinez.....251
1997	Wakefield.....4	Slocumb.....17	Wakefield.....201.1	Gordon.....159
1996	Clemens, Wakefield...6	Slocumb.....31	Clemens.....242.2	Clemens.....*257
1995	Wakefield.....6	Aguilera.....20	Wakefield.....195.1	Hanson.....139
1994	Clemens.....3	Ryan.....13	Clemens.....170.2	Clemens.....168
1993	3 players.....2	Je. Russell.....33	Darwin.....229.1	Clemens.....160
1992	Clemens.....11	Reardon.....27	Clemens.....246.2	Clemens.....208
1991	Clemens.....13	Reardon.....40	Clemens.....*271.1	Clemens.....*241
1990	Clemens.....7	Reardon.....21	Clemens.....228.1	Clemens.....209
1989	Clemens.....8	L. Smith.....25	Clemens.....253.1	Clemens.....230
1988	Clemens.....*14	L. Smith.....29	Clemens.....264.0	Clemens.....*291
1987	Clemens.....*18	Gardner.....10	Clemens.....281.2	Clemens.....256
1986	Hurst.....11	B. Stanley.....16	Clemens.....254.0	Clemens.....238
1985	Boyd.....13	Crawford.....12	Boyd.....272.1	Hurst.....189
1984	Boyd.....10	B. Stanley.....22	Hurst.....218.0	Ojeda.....137
1983	Tudor.....7	B. Stanley.....33	Tudor.....242.0	Tudor.....136
1982	Eckersley.....11	Clear, B. Stanley.....14	Eckersley.....224.1	Tudor.....146
1981	Eckersley.....8	Clear.....9	Eckersley.....154.0	Clear.....82
1980	Eckersley.....8	Burgmeier.....24	Torrez.....207.1	Eckersley.....121
1979	Eckersley.....17	Drago.....13	Torrez.....252.1	Eckersley.....150
1978	Eckersley.....16	B. Stanley.....10	Eckersley.....268.1	Eckersley.....162
1977	Jenkins.....11	Campbell.....*31	Jenkins.....193.0	Tiant.....124
1976	Tiant.....19	Willoughby.....10	Tiant.....279.0	Jenkins.....142
1975	Tiant.....18	Drago.....15	B. Lee, Tiant.....260.0	Tiant.....142
1974	Tiant.....25	Segui.....10	Tiant.....311.1	Tiant.....176
1973	Tiant.....23	Bolin.....15	B. Lee.....284.2	Tiant.....206
1972	Pattin.....13	Bolin, B. Lee.....5	Pattin.....253.0	Pattin.....168
1971	Culp, Siebert.....12	Lyle.....16	Culp.....242.1	Culp.....151
1970	Culp.....15	Lyle.....20	Culp.....251.1	Culp.....197
1969	Culp.....9	Lyle.....17	Culp.....227.0	Culp.....172
1968	Culp.....11	Stange.....12	Culp.....216.1	Culp.....190
1967	Lonborg.....15	Wyatt.....20	Lonborg.....273.1	Lonborg.....*246
1966	Stange.....8	McMahon.....9	Lonborg.....181.2	Lonborg.....131
1965	Monbouquette.....10	Radatz.....22	E. Wilson.....230.2	E. Wilson.....164
1964	Monbouquette.....7	Radatz.....*29	Monbouquette.....234.0	Radatz.....181
1963	Monbouquette.....13	Radatz.....25	Monbouquette.....266.2	Monbouquette.....174
1962	Monbouquette.....11	Radatz.....*24	Conley.....241.2	Monbouquette.....153
1961	Monbouquette.....12	Fornieles.....15	Monbouquette.....236.1	Monbouquette.....161
1960	Monbouquette.....12	Fornieles.....*14	Monbouquette.....215.0	Monbouquette.....134
1959	Brewer.....11	Fornieles.....11	Brewer.....215.1	Brewer.....121
1958	Brewer, F. Sullivan...10	Kiely.....12	Brewer.....227.1	Brewer.....124
1957	Brewer.....15	Delock.....11	F. Sullivan.....240.2	Brewer.....128
1956	Brewer.....15	Delock.....9	Brewer.....244.1	Brewer.....127
1955	F. Sullivan.....16	Kinder.....18	F. Sullivan.....*260.0	F. Sullivan.....129
1954	F. Sullivan.....11	Kinder.....15	F. Sullivan.....206.1	F. Sullivan.....124
1953	Parnell.....12	Kinder.....*27	Parnell.....241.0	Parnell.....136
1952	Parnell.....15	Benton.....6	Parnell.....214.0	McDermott.....117
1951	Parnell.....11	Kinder.....*14	Parnell.....221.0	McDermott.....127
1950	Parnell.....21	Kinder.....9	Parnell.....249.0	McDermott.....96

Annual Pitching Leaders, Continued

YEAR	COMPLETE GAMES	SAVES	INNINGS	STRIKEOUTS
1949	Parnell.....*27	2 players.....4	Parnell.....*295.1	Kinder.....138
1948	Dobson, Parnell.....16	E. Johnson.....5	Dobson.....245.1	Dobson.....116
1947	Dobson.....15	E. Johnson.....8	Dobson.....228.2	Hughson.....119
1946	Ferriss.....26	Klinger.....*9	Hughson.....278.0	Hughson.....172
1945	Ferriss.....26	Barrett.....3	Ferriss.....264.2	Ferriss.....94
1944	Hughson.....19	Barrett.....8	Hughson.....203.1	Hughson.....112
1943	Hughson.....**20	M. Brown.....9	Hughson.....266.0	Hughson.....114
1942	Hughson.....**22	M. Brown.....6	Hughson.....*281.0	Hughson.....**113
1941	Newsome.....17	Ryba.....6	Newsome.....213.2	M. Harris.....111
1940	Grove, Ja. Wilson.....9	Ja. Wilson.....5	Bagby Jr.....182.2	Ja. Wilson.....102
1939	Grove.....17	Heving.....7	Grove.....191.0	Grove.....81
1938	Grove.....12	McKain.....6	Bagby Jr.....198.2	Grove.....99
1937	Grove.....21	Ja. Wilson.....7	Grove.....262.0	Grove.....153
1936	W. Ferrell.....*28	Ja. Wilson.....3	W. Ferrell.....*301.0	Grove.....130
1935	W. Ferrell.....*31	Walberg.....3	W. Ferrell.....*322.1	Grove.....121
1934	W. Ferrell.....21	Ostermueller.....3	Rhodes.....219.0	Welch.....91
1933	Rhodes.....14	Kline.....4	Rhodes.....232.0	B. Weiland.....97
1932	Andrews.....8	W. Moore.....4	B. Weiland.....195.2	B. Weiland.....63
1931	MacFayden.....17	W. Moore.....*10	Ja. Russell.....232.0	MacFayden.....74
1930	Gaston.....20	Gaston, MacFayden.....2	Gaston.....273.0	Gaston.....99
1929	Gaston.....20	Gaston.....2	Ruffing.....244.1	Ruffing.....109
1928	Ruffing.....*25	E. Morris.....5	Ruffing.....289.1	Ruffing.....118
1927	Wiltse.....13	MacFayden, Ruffing.....2	Wiltse.....219.0	S. Harriss, Ruffing.....77
1926	Wiltse, Wingfield.....9	Wingfield.....3	Wiltse.....196.1	Wiltse.....59
1925	Ehmke.....*22	Wingfield.....2	Ehmke.....260.2	Ehmke.....95
1924	Ehmke.....26	Quinn.....7	Ehmke.....*315.0	Ehmke.....119
1923	Ehmke.....28	Quinn.....7	Ehmke.....316.2	Ehmke.....121
1922	Quinn.....16	Ferguson, A. Russell.....2	Quinn.....256.0	Ri. Collins.....69
1921	S. Jones.....25	A. Russell.....3	S. Jones.....298.2	S. Jones.....98
1920	S. Jones.....21	Pennock.....2	S. Jones.....274.0	Bush.....88
1919	S. Jones.....21	A. Russell.....4	S. Jones.....245.0	Pennock.....70
1918	Mays.....**30	Bush.....2	Mays.....293.1	Bush.....125
1917	Ruth.....*35	Ruth.....2	Ruth.....326.1	Leonard.....144
1916	Ruth.....23	Leonard.....6	Ruth.....323.2	Ruth.....170
1915	Foster.....21	Mays.....*7	Foster.....255.1	Leonard.....116
1914	Foster, Leonard.....17	Leonard.....3	Ra. Collins.....272.1	Leonard.....176
1913	Ra. Collins.....19	Bedient.....5	Leonard.....259.1	Leonard.....144
1912	J. Wood.....*35	Bedient, Hall.....2	J. Wood.....344.0	J. Wood.....258
1911	J. Wood.....25	Hall.....**4	J. Wood.....275.2	J. Wood.....231
1910	Cicotte.....20	Hall.....2	Cicotte.....250.0	J. Wood.....145
1909	Arellanes.....17	Arellanes.....*8	Arellanes.....230.2	J. Wood.....88
1908	C. Young.....30	3 players.....2	C. Young.....299.0	C. Young.....150
1907	C. Young.....33	Pruett.....3	C. Young.....343.1	C. Young.....147
1906	C. Young.....28	3 players.....2	C. Young.....287.2	C. Young.....140
1905	C. Young.....31	Dinneen.....1	C. Young.....320.2	C. Young.....210
1904	C. Young.....40	C. Young.....1	C. Young.....380.0	C. Young.....200
1903	C. Young.....**34	Dinneen, Young.....**2	C. Young.....*341.2	C. Young.....176
1902	C. Young.....*41	Altrock.....1	C. Young.....*384.2	C. Young.....160
1901	C. Young.....38	T. Lewis.....1	C. Young.....371.1	C. Young.....*158

* led league ** tied for league lead

saves first became an official statistic in 1969

Strikeout Records

Single-Game Strikeout Highs

RANK/PITCHER	SO	DATE/OPP	RANK/PITCHER	SO	DATE/OPP
1. Clemens	20	9/18/1996 at DET	P. Martinez	15	5/12/2000 at BAL
Clemens	20	4/29/1986 vs. SEA	P. Martinez	15	9/4/1999 at SEA
3. P. Martinez	17	5/6/2000 vs. TB	P. Martinez	15	8/24/1999 at MIN
P. Martinez	17	9/10/1999 at NYY	P. Martinez	15	5/12/1999 vs. SEA
Monbouquette	17	5/12/1961 at WAS	P. Martinez	15	5/7/1999 vs. ANA
6. P. Martinez	16	4/8/2001 vs. TB	Clemens	15	7/9/1988 at CWS (G2, 10)
P. Martinez	16	6/4/1999 vs. ATL	Clemens	15	8/21/1984 vs. KC
Clemens	16	7/15/1988 vs. KC (G1)	McDermott (L)	15	7/28/1951 vs. CLE (16)
Clemens	16	5/9/1988 at KC	J. Wood	15	7/7/1911 at STL
10. P. Martinez	15	7/23/2000 vs. CWS	J. Harris	15	9/1/1906 vs. PHA

Single-Game Strikeout Highs By Opponent

RANK/PITCHER	SO	DATE/OPP	RANK/PITCHER	SO	DATE/OPP
1. N. Ryan	19	8/12/1974 at CAL	11. Mussina	15	9/24/2000 vs. BAL
N. Ryan	19	6/14/1974 at CAL (15)	R. Johnson (L)	15	4/10/1998 vs. SEA
J. Coombs	19	9/1/1906 vs. PHA	N. Ryan	15	5/6/1977 vs. CAL
4. R. Waddell (L)	17	9/5/1905 vs. PHA	N. Ryan	15	6/19/1976 at CAL
5. Clemens	16	7/12/1997 vs. TOR	N. Ryan	15	4/30/1974 vs. CAL
N. Ryan	16	7/9/1972 at CAL	M. Lolic (L)	15	10/2/1972 at DET
H. Score (L)	16	5/1/1955 at CLE (G2)	D. Chance	15	6/2/1964 at LAA
J. Harshman (L)	16	7/25/1954 vs. CWS (G1)	C. Pascual	15	4/18/1960 at WAS
B. Feller	16	8/25/1937 at CLE (G1)	E. Walsh	15	8/11/1910 at CWS
R. Waddell (L)	16	7/9/1902 vs. PHA (17)	R. Waddell (L)	15	5/29/1907 at PHA (G2)

(L) left-hander

No-Hitters/1-Hitters

No-Hitters By Red Sox

PITCHER	DATE	OPPONENT	IP	BB	K	SCORE
J. Lester (L)	5/19/2008	vs. Kansas City	9.0	2	9	7-0
C. Buchholz	9/1/2007	vs. Baltimore	9.0	3	9	10-0
D. Hansack	10/1/2006+	vs. Baltimore	5.0 (rain)	1	6	9-0
D. Lowe	4/27/2002	vs. Tampa Bay	9.0	1	6	10-0
H. Nomo	4/4/2001	at Baltimore	9.0	3	11	3-0
M. Young (L)-a	4/12/1992 (G1)+	at Cleveland	8.0	7	6	1-2
D. Morehead	9/16/1965	vs. Cleveland	9.0	1	8	2-0
B. Monbouquette	8/1/1962	at Chicago	9.0	1	7	1-0
E. Wilson	6/26/1962	vs. Los Angeles	9.0	4	5	2-0
M. Parnell (L)	7/14/1956	vs. Chicago	9.0	2	4	4-0
H. Ehmke	9/7/1923	at Philadelphia	9.0	1	1	4-0
D. Leonard (L)	6/3/1918	at Detroit	9.0	1	4	5-0
E. Shore-b	6/23/1917 (G1)	vs. Washington	9.0	0	2	*4-0
D. Leonard (L)	8/30/1916	vs. St. Louis	9.0	2	3	4-0
G. Foster	6/21/1916	vs. New York	9.0	3	3	2-0
J. Wood	7/29/1911 (G1)	vs. St. Louis	9.0	2	12	5-0
C. Young	6/30/1908	at New York	9.0	1	2	8-0
B. Dinneen	9/27/1905 (G1)	vs. Chicago	9.0	2	6	2-0
J. Tannehill (L)	8/17/1904	at Chicago	9.0	1	4	6-0
C. Young	5/5/1904	vs. Philadelphia	9.0	0	8	*3-0

* perfect game (L) left-hander + not considered official no-hitler

a - Young pitched a complete-game, 8.0-inning, 2-1 loss.

b - Babe Ruth started the game but was ejected by home plate umpire Brick Owen after walking leadoff batter Eddie Foster. Shore relieved Ruth, Foster was thrown out stealing, and Shore retired the next 26 batters.

No-Hitters/1-Hitters, Continued

No-Hitters Against Red Sox

PITCHER	DATE	OPP.	IP	BB	K	SCORE	SOX W/L
C. Bosio	4/22/1993	at SEA	9.0	2	4	0-7	J. Hesketh
D. Righetti (L)	7/4/1983	at NYY	9.0	4	9	0-4	J. Tudor
T. Phoebeus	4/27/1968	at BAL	9.0	3	9	0-6	G. Waslewski
D. Chance	8/6/1967+	at MIN	5.0 (rain)	0	4	0-2	J. Lonborg
J. Bunning	7/20/1958 (G1)	vs. DET	9.0	2	12	0-3	F. Sullivan
A. Reynolds	9/28/1951 (G1)	at NYY	9.0	4	9	0-8	M. Parnell
B. Newsom*	9/18/1934+	at STL	9.0	7	9	2-1 (10)	R. Walberg (W)
B. Burke (L)	8/8/1931	at WAS	9.0	5	8	0-5	W. Moore
T. Lyons	8/21/1926	vs. CWS	9.0	1	2	0-6	S. Harriss
W. Johnson	7/1/1920	vs. WAS	9.0	0	10	0-1	H. Harper
G. Mogridge (L)	4/24/1917	vs. NYY	9.0	3	3	1-2	D. Leonard
E. Walsh	8/27/1911	at CWS	9.0	1	8	0-5	R. Collins
D. Rhoads	9/18/1908	at CLE	9.0	2	2	1-2	F. Arellanes

(L) left-hander * pitched 9 hitless innings, allowed hit in 10th. + not considered official no-hitter

NOTE: There has never been a perfect game thrown against the Red Sox.

One-Hitters By Red Sox Since 1950

PITCHER	DATE	OPP.	HITTER	HIT	INN	OUT	SCORE
Lester (L)	5/10/2013	TOR	M. Izturis	2B	6	2	5-0
Beckett	6/15/2011	at TB	R. Brignac	1B	3	2	3-0
Lester (L), Delcarmen, Bard, Papelbon	5/25/2010	at TB	W. Aybar	1B	4	1	2-0
Matsuzaka, Bard	5/22/2010	at PHI	J. Castro	1B	8	2	5-0
Schilling	6/7/2007	at OAK	S. Stewart	1B	9	2	1-0
Lester (L), Papelbon	7/18/2006	KC	M. Teahen	1B	2	1	1-0
Wells (L), Timlin, Foulke	6/14/2005	CIN	R. Freel	1B	6	2	7-0
H. Nomo	5/25/2001	TOR	S. Stewart	2B	4	0	4-0
P. Martinez	8/29/2000	at TB	J. Flaherty	1B	9	0	8-0
P. Martinez	9/10/1999	at NYY	C. Davis	HR	2	2	3-1
Sele, Gordon	9/3/1997	at MON	M. Lansing	HR	3	2	0-1
Darwin	8/18/1993	CWS	D. Pasqua	3B	8	1	5-0
Viola (L)	9/30/1992	at TOR	D. White	1B	9	0	1-0
Harris, Reardon	6/7/1990	NYY	J. Barfield	1B	5	2	3-0
Clemens	9/10/1988	CLE	D. Clark	1B	8	1	6-0
Nipper, Crawford	7/11/1985	at SEA	I. Calderon	1B	6	1	7-1
Tudor (L)	5/27/1983	at TOR	D. Collins	1B	4	1	2-0
Eckersley	9/26/1980	at TOR	J. Mayberry	HR	5	0	3-1
Renko, Campbell	7/13/1979	at OAK	R. Henderson	1B	9	1	2-0
Wise	6/29/1976	BAL	P. Blair	1B	6	0	2-0
Wise	6/14/1976	at MIN	J. Terrell	1B	3	1	5-0
Moret (L)	8/21/1974	CWS	D. Allen	1B	7	1	4-0
Pattin	7/11/1972	at OAK	R. Jackson	1B	9	1	4-0
Siebert	7/31/1970	at CAL	J. Johnstone	1B	3	0	2-0
Culp	9/21/1968	at NYY	R. White	1B	7	2	2-0
Lonborg*	10/5/1967	STL (G2 WS)	J. Javier	2B	8	2	5-0
Rohr (L)	4/14/1967	at NYY	E. Howard	1B	9	2	3-0
Monbouquette	9/6/1964	at MIN	Z. Versalles	HR	6	2	1-2
Morehead	5/12/1963 (G2)	WAS	C. Hinton	HR	1	2	4-1
Monbouquette	5/7/1960	DET	N. Chrisley	2B	1	1	5-0
Susce	7/20/1955	at KCA	V. Power	1B	1	0	6-0
Kemmerer	7/18/1954 (G1)	BAL	S. Mele	1B	7	0	4-0
McDermott (L), Kinder	7/19/1953 (G1)	at CLE	A. Smith	1B	4	0	2-0
McDermott (L)	5/29/1952	WAS	M. Hoderlein	1B	4	1	1-0

*Retired the 1st 19 Cardinals. (L) left-hander

Recent One-Hitters By Opponents

PITCHER	DATE	OPP.	HITTER	HIT	INN	OUT	SCORE
Sanchez, Alburquerque, Veras, Smyly (L), Benoit	10/12/2013*	TEX (G1 ALCS)	Nava	1B	9	1	0-1
Tillman, Patton (L)	9/28/2012	at BAL	Podsednik	1B	1	0	1-9
Nolasco	6/18/2009	FLA (6 inn.)	Youkilis	HR	1	2	1-2
Garza, Balfour	4/30/2009	at TB	Ellsbury	1B	7	0	0-13
Duchschere, Street	5/24/2008	at OAK	Ortiz	1B	7	1	0-3
F. Hernandez	4/11/2007	SEA	Drew	1B	8	0	0-3
J. Schmidt	6/20/2004	at SF	Youkilis	2B	6	0	0-4
Mussina	9/2/2001	NYY	Everett	1B	9	2	0-1

(L) left-hander

Notable Beginnings/Long Outings

Red Sox Who Pitched Shutouts In Their Major League Debut

PITCHER	DATE	OPPONENT	SCORE	HITS
Billy Rohr (L)	4/14/1967	at NYY	3-0	1
Dave Morehead	4/13/1963	at WAS	3-0	5
Dave Ferriss	4/29/1945 (G1)	at PHA	2-0	5
George Hockette	(L) 9/17/1934	at STL	3-0	2
Buck O'Brien	9/9/1911	at PHA	2-0	6
Larry Pape	7/6/1909 (G2)	vs. WAS	2-0	4
Rube Kroh (L)	9/30/1906 (G2)	at STL	2-0	2
(L) left-hander				

Red Sox Who Pitched Shutouts In Their First Major League Start

(Had Previously Pitched In Relief)

PITCHER	DATE	OPPONENT	SCORE	HITS
Jim Wright	5/6/1978 (G2)	vs. CWS	3-0	7
Russ Kemmerer	7/18/1954 (G1)	vs. BAL	4-0	1
Ben Flowers	8/5/1953	vs. STL	5-0	8

Red Sox Rookies With 10 Or More Wins

Rank/Player	W-L	Year	Rank/Player	W-L	Year	Rank/Player	W-L	Year
1. Ferriss.....	21-10	1945	F. Sullivan.....	15-12	1954	Stobbs (L).....	11-6	1949
2. Bedient.....	20-9	1912	Bagby Jr.....	15-11	1938	Cicotte.....	11-12	1908
B. O'Brien.....	20-13	1912	12. Leonard (L).....	14-16	1913	21. Paxton.....	10-5	1977
4. D. Newsome.....	19-10	1941	13. Casale.....	13-8	1959	Morehead.....	10-13	1963
E. Morris.....	19-15	1928	N. Gibson.....	13-9	1903	Brewer.....	10-9	1954
6. Ruth (L).....	18-8	1915	15. Nagy.....	12-2	1969	Ostermueller (L).....	10-13	1934
7. Winter.....	16-12	1901	Wingfield.....	12-19	1925	Shore.....	10-5	1914
8. Matsuzaka.....	15-12	2007	17. Nipper.....	11-6	1984	(L) left-hander		
Schwall.....	15-7	1961	Curtis (L).....	11-8	1972			

Extra-Inning Complete-Game Shutouts Since 1916

PITCHER	DATE	OPPONENT	IP	SCORE
Bruce Hurst (L)	8/7/1988	at DET	10.0	3-0
Mike Torrez	7/18/1980	vs. MIN	10.0	1-0
Bob Stanley	6/11/1979	at KC	10.0	4-0
Bill Monbouquette	4/11/1962	vs. CLE	12.0	4-0
Willard Nixon	8/7/1956	vs. NYY	11.0	1-0
Denny Galehouse	8/17/1947	at NYY	11.0	3-0
Joe Dobson	9/24/1943	vs. CLE	10.0	1-0
Lloyd Brown (L)	7/12/1933	vs. DET	11.0	1-0
Ed Durham	9/12/1931	vs. DET	13.0	1-0
Milt Gaston	9/8/1929 (G2)	vs. STL	10.0	0-0 (tie)
Bullet Joe Bush	7/22/1918 (G1)	vs. DET	10.0	1-0
Bullet Joe Bush	7/9/1918	vs. CLE	12.0	1-0
Sad Sam Jones	7/8/1918 (G1)	vs. CLE	10.0	1-0
Sad Sam Jones	6/6/1918	at CLE	10.0	1-0
Dutch Leonard (L)	9/30/1916	vs. NYY	10.0	1-0
Babe Ruth (L)	8/15/1916	vs. WSH	13.0	1-0
(L) left-hander				

Pitching
Records

Double-Digit Wins

10 Or More Home Wins In A Season

Rank/Player	W-L	Year	Rank/Player	W-L	Year	Rank/Player	W-L	Year
1. C. Young.....	*19-5	1901	Clemens.....	11-2	1990	61. Beckett.....	10-1	2009
2. J. Wood.....	18-2	1912	Clemens.....	11-6	1987	Wakefield.....	10-4	2007
3. C. Young.....	*17-6	1902	Clemens.....	11-3	1986	Wakefield.....	10-4	2005
4. Parnell (L).....	16-3	1949	Boyd.....	11-8	1985	P. Martinez.....	10-2	2002
5. Kinder.....	15-1	1949	Torrez.....	11-6	1979	Pattin.....	10-6	1973
W. Ferrell.....	15-8	1935	Eckersley.....	11-1	1978	Pattin.....	10-4	1972
Mays.....	15-5	1918	Tiant.....	11-6	1976	Siebert.....	10-5	1972
8. C. Young.....	*14-4	1903	Tiant.....	11-6	1975	Tiant.....	10-1	1972
9. P. Martinez.....	13-2	1999	Tiant.....	11-7	1973	Siebert.....	10-3	1971
Hurst (L).....	13-2	1988	Culp.....	11-6	1970	Schwall.....	10-2	1961
B. Stanley.....	13-2	1978	Casale.....	11-3	1959	Brewer.....	10-6	1958
Tiant.....	13-5	1974	Brewer.....	11-5	1956	Delock.....	10-1	1958
Monbouquette.....	13-5	1963	Dobson.....	11-5	1947	F. Sullivan.....	10-2	1958
Ferriss.....	13-0	1946	Dobson.....	11-1	1946	F. Sullivan.....	10-5	1955
Hughson.....	13-0	1944	Ferriss.....	11-6	1945	Parnell (L).....	10-3	1953
Newsome.....	13-5	1941	Hughson.....	11-3	1942	Parnell (L).....	10-4	1951
W. Ferrell.....	13-4	1936	Grove (L).....	11-4	1935	Dobson.....	10-5	1949
Ruth (L).....	13-5	1916	Ehmke.....	11-8	1924	Kramer.....	10-1	1948
C. Young.....	*13-7	1904	Ehmke.....	11-8	1923	M. Harris (L).....	10-4	1946
Dinneen.....	*13-9	1902	Pennock (L).....	11-4	1919	Grove (L).....	10-4	1936
21. Schilling.....	12-1	2004	Bush.....	11-6	1918	Mays.....	10-6	1917
Hurst (L).....	12-4	1987	Ruth (L).....	11-7	1917	Shore.....	10-4	1916
Eckersley.....	12-5	1979	Leonard (L).....	11-4	1916	Foster.....	10-4	1915
Pennock (L).....	12-4	1920	Bedient.....	11-6	1912	Ruth (L).....	10-2	1915
J. Wood.....	12-1	1915	Cicotte.....	*11-5	1910	Shore.....	10-6	1915
Winter.....	*12-5	1905	C. Young.....	*11-7	1907	Ra. Collins (L).....	10-4	1913
27. Lackey.....	11-5	2010	Tannehill (L).....	*11-3	1905	J. Wood.....	*10-6	1911
Lester (L).....	11-1	2008	Tannehill (L).....	*11-9	1904	Dinneen.....	*10-8	1904
Lowe.....	11-2	2003	Dinneen.....	*11-5	1903	N. Gibson.....	*10-5	1904
Boddicker.....	11-5	1990	Winter.....	*11-4	1901	T. Lewis.....	*10-7	1901

(L) left-hander * Huntington Avenue Grounds

10 Or More Road Wins In A Season

Rank/Player	W-L	Year	Rank/Player	W-L	Year	Rank/Player	W-L	Year
1. J. Wood.....	16-3	1912	Ferriss.....	12-6	1946	Hanson.....	10-2	1995
2. S. Jones.....	15-3	1921	Mays.....	12-3	1917	Clemens.....	10-5	1992
C. Young.....	15-5	1902	20. Lester (L).....	11-4	2010	Clemens.....	10-5	1991
4. Ra. Collins (L).....	14-5	1914	Beckett.....	11-2	2007	Clemens.....	10-4	1990
C. Young.....	14-5	1903	McDermott (L).....	11-3	1953	B. Stanley.....	10-6	1979
C. Young.....	14-5	1901	Parnell (L).....	11-5	1953	Tiant.....	10-6	1976
7. Clemens.....	13-1	1986	Hughson.....	11-7	1946	B. Lee (L).....	10-5	1975
Lonborg.....	13-4	1967	Hughson.....	11-3	1942	Peters (L).....	10-7	1970
Ruth (L).....	13-6	1917	Mays.....	11-6	1916	Radatz.....	10-5	1963
J. Wood.....	13-11	1911	B. O'Brien.....	11-6	1912	Delock.....	10-4	1956
C. Young.....	13-4	1908	C. Young.....	11-11	1905	Ferriss.....	10-4	1945
Dinneen.....	13-6	1904	T. Hughes.....	11-4	1903	W. Ferrell.....	10-6	1935
C. Young.....	13-9	1904	Tannehill (L).....	11-6	1905	E. Morris.....	10-8	1928
14. Lowe.....	12-4	2002	31. Lester (L).....	10-4	2011	Ruth (L).....	10-7	1916
P. Martinez.....	12-1	2000	Buchholz.....	10-3	2010	Leonard (L).....	10-1	1914
Clemens.....	12-4	1988	P. Martinez.....	10-2	2002	C. Young.....	10-8	1907
Wise.....	12-5	1975	P. Martinez.....	10-2	1999	Tannehill (L).....	10-2	1904
			P. Martinez.....	10-4	1998	Dinneen.....	10-8	1903

10 Or More Wins At Both Home And Road In A Season

Pitcher	H	R	Year	Pitcher	H	R	Year	Pitcher	H	R	Year
P. Martinez	10-2	10-2	2002	Hughson	11-3	11-3	1942	Tannehill (L)	11-3	11-6	1905
P. Martinez	13-2	10-2	1999	W. Ferrell	15-8	10-6	1935	Dinneen	10-8	13-6	1904
Clemens	11-2	10-4	1990	Mays	10-6	12-3	1917	Tannehill (L)	11-9	10-2	1904
Clemens	11-3	13-1	1986	Ruth (L)	11-7	13-6	1917	C. Young	13-7	13-9	1904
Tiant	11-6	10-6	1976	Ruth (L)	13-5	10-7	1916	Dinneen	11-5	10-8	1903
Parnell (L)	10-3	11-5	1953	J. Wood	18-2	16-3	1912	C. Young	14-4	14-5	1903
Ferriss	13-0	12-6	1946	J. Wood	10-6	13-11	1911	C. Young	17-6	15-5	1902
Ferriss	11-6	10-4	1945	C. Young	11-7	10-8	1907	C. Young	19-5	14-5	1901

Club Fielding Records

Team Fielding, Season

MOST PUTOUTS	4,418 in 1978 (163 games)
FEWEST PUTOUTS (min. 150 games)	3,952 in 1938 (150 games)
MOST ASSISTS	2,174 in 1907 (155 games)
FEWEST ASSISTS (min. 150 games)	1,452 in 2009 (162 games)
MOST CHANCES ACCEPTED	6,671 in 1910 (158 games)
FEWEST CHANCES ACCEPTED (min. 150 games)	5,844 in 2009 (162 games)
MOST ERRORS	337 in 1901 (138 games)
FEWEST ERRORS66 in 2006 (162 games)
MOST ERRORLESS GAMES	108 in 2006 (162 games)
MOST CONSECUTIVE GAMES, without an error	17 in 2006 (6/11, G2-6/30)
MOST DOUBLE PLAYS	204 in 1980 (160 games)
FEWEST DOUBLE PLAYS	71 in 1908 (155 games)
MOST CONSECUTIVE GAMES, one or more double plays	25++ (38 double plays), 1951
MOST TRIPLE PLAYS	3++ in 1979 (160 games) and in 1924 (156 games)
MOST PASSED BALLS36 in 1997 (162 games)
FEWEST PASSED BALLS3 in 1975 (160 G); 1933 (149 G)
HIGHEST FIELDING PERCENTAGE98910* in 2006 (162 games)
LOWEST FIELDING PERCENTAGE943 in 1901 (138 games)

+ML record (since 1900) ++tied for ML record *AL record **tied for AL record

Single-Season Fielding Leaders

Fielding Percentage

FIRST BASE

1. Youkilis.....	*1,000, 2007
2. McInnis	*.999, 1921
3. Ad. Gonzalez.....	.998, 2012
4. Ad. Gonzalez.....	.997, 2011
5. Todd.....	*.997, 1928
6. Yastrzemski.....	.996, 1975
7. Youkilis.....	.996, 2008
8. McInnis	*.996, 1920
9. Esasky996, 1989
10. Youkilis.....	.995, 2006

SECOND BASE

1. Loretta.....	.994, 2006
2. Pedroia.....	.993, 2013
3. Doerr.....	.993, 1948
4. Pedroia.....	*.992, 2012
5. Pedroia.....	.992, 2008
6. Pedroia.....	.991, 2009
7. Ch. Schilling.....	*.991, 1961
8. Pedroia.....	.990, 2007
9. Pedroia.....	.990, 2011
10. Barrett.....	.990, 1988

THIRD BASE

1. Lowell.....	.987, 2006
2. Petrocelli	*.976, 1971
3. Hatton976, 1955
4. Pesky.....	.974, 1950
5. Mueller.....	.972, 2005
6. Kell.....	.972, 1953
7. Boggs.....	.971, 1988
8. Petrocelli970, 1972
9. Pesky.....	.970, 1949
10. Myer.....	.969, 1928

SHORTSTOP

1. Al. Gonzalez.....	*.985, 2006
2. S. Drew.....	.984, 2013
3. V. Stephens.....	.981, 1950
4. Petrocelli	*.981, 1969
5. Burleson.....	.981, 1978
6. Burleson.....	.980, 1979
7. Valentin.....	.979, 1994
8. Petrocelli978, 1968
9. E. Scott.....	*.976, 1919
10. E. Scott.....	*.976, 1918

CATCHER

1. Cerone.....	*1,000, 1988
Daley.....	*1,000, 1957
3. Varitek.....	.998, 2004
4. Varitek.....	.997, 2009
5. Varitek.....	.996, 2002
6. Varitek.....	.996, 2008
7. Berryhill.....	.995, 1994
8. T. Pena.....	.995, 1993
9. T. Pena.....	.995, 1990
10. T. Pena.....	.995, 1991

OUTFIELD

1. Ellsbury.....	*1,000, 2011
Bay.....	*1,000, 2009
Ellsbury.....	*1,000, 2008
Yastrzemski.....	*1,000, 1977
Harrelson.....	*1,000, 1968
6. Crisp.....	*.998, 2007
7. Damon.....	*.997, 2003
8. Damon.....	.997, 2002
9. T. Nixon.....	.996, 2005
10. Ruth.....	*.996, 1919

PITCHER

1. Lowe.....	*1,000, 2003
Monbouquette	*1,000, 1963
Parnell.....	*1,000, 1949
Ja. Russell.....	*1,000, 1929
5. Mays.....	.993, 1917
6. Tannehill.....	.991, 1904
7. Quinn.....	.990, 1922
8. Boyd.....	.988, 1985
9. Brewer.....	*.988, 1956
10. Bush.....	.987, 1921

NOTE: Min. 60 total chances for pitchers;
min. 0.5 G/Team G for catchers; min. 0.67
G/Team G for all other positions.

Single-Season Fielding Leaders, Continued

Putouts

FIRST BASE

1. Todd.....	*1,755, 1926
2. LaChance.....	*1,691, 1904
3. McInnis.....	1,586, 1920
4. McInnis.....	1,549, 1921
5. LaChance.....	*1,544, 1902
6. Unglaub.....	1,504, 1907
7. J. Stahl.....	*1,488, 1910
8. Lupien.....	*1,487, 1943
9. Todd.....	1,486, 1928
10. Burns.....	1,485, 1923

SECOND BASE

1. Wambsganss.....	*463, 1924
2. Doerr.....	*443, 1950
3. H. Ferris.....	*424, 1907
4. Doerr.....	*420, 1946
5. Doerr.....	*415, 1943
6. Doerr.....	*401, 1940
7. Ch. Schilling.....	397, 1961
8. Doerr.....	395, 1949
9. Doerr.....	376, 1947
Doerr.....	376, 1942

THIRD BASE

1. J. Collins.....	203, 1901
2. J. Collins.....	*191, 1904
3. Gardner.....	187, 1914
4. Pesky.....	*184, 1949
5. Lord.....	181, 1908
6. Lord.....	180, 1909
7. J. Collins.....	*178, 1903
8. Werber.....	*174, 1935
9. Tabor.....	*168, 1942
10. Gardner.....	167, 1912

SHORTSTOP

1. E. Scott.....	*380, 1921
2. He. Wagner.....	*373, 1908
3. He. Wagner.....	332, 1912
4. E. Scott.....	*330, 1920
5. Parent.....	327, 1904
6. E. Scott.....	324, 1914
7. Pesky.....	320, 1942
8. E. Scott.....	315, 1917
9. Parent.....	312, 1906
10. Cronin.....	306, 1939

CATCHER

1. Varitek.....	*972, 1999
2. Varitek.....	*937, 2007
3. Varitek.....	912, 2002
4. Saltalamacchia.....	908, 2013
5. Varitek.....	903, 2008
6. Tillman.....	897, 1964
7. Varitek.....	*880, 2004
8. Varitek.....	867, 2000
9. Gedman.....	*866, 1986
10. 2 players.....	864, 1901

OUTFIELD

1. DiMaggio.....	*503, 1948
2. T. Oliver.....	*477, 1930
3. Piersall.....	*455, 1956
4. Cramer.....	*443, 1936
5. DiMaggio.....	*439, 1942
6. T. Oliver.....	*433, 1931
7. Flagstead.....	429, 1925
8. Piersall.....	425, 1955
9. Speaker.....	*423, 1914
10. DiMaggio.....	420, 1949

PITCHER

1. Boyd.....	*42, 1985
2. J. Wood.....	*41, 1912
3. Clemens.....	*31, 1991
Monbouquette.....	*31, 1963
5. Wakefield.....	30, 2005
6. Buchholz.....	*29, 2012
Boddicker.....	29, 1990
8. Nipper.....	28, 1986
Nipper.....	28, 1984
Brewer.....	*28, 1956

Assists

FIRST BASE

1. Buckner.....	*184, 1985
2. Buckner.....	*157, 1986
3. Quintana.....	*137, 1990
4. Stuart.....	*134, 1963
5. Todd.....	*126, 1926
6. Ad. Gonzalez.....	*125, 2011
7. Lupien.....	118, 1943
8. York.....	*116, 1946
9. Foxx.....	116, 1938
10. G. Scott.....	115, 1977

SECOND BASE

1. Wambsganss.....	494, 1924
2. Doerr.....	*490, 1943
3. Pratt.....	484, 1922
4. Doerr.....	*483, 1946
5. Doerr.....	480, 1940
6. Barrett.....	479, 1985
7. Reed.....	472, 1992
8. Regan.....	467, 1928
9. Doerr.....	*466, 1947
10. H. Ferris.....	461, 1902

THIRD BASE

1. Malzone.....	378, 1958
2. Malzone.....	370, 1957
3. Boggs.....	368, 1983
4. Malzone.....	357, 1959
5. Tabor.....	338, 1939
6. Boggs.....	335, 1985
7. Petrocelli.....	334, 1971
8. Pesky.....	*333, 1949
9. Boggs.....	330, 1984
10. J. Collins.....	328, 1901

SHORTSTOP

1. He. Wagner.....	569, 1908
2. V. Stephens.....	*540, 1948
3. Burleson.....	528, 1980
E. Scott.....	528, 1921
5. Burleson.....	523, 1979
6. V. Stephens.....	*508, 1949
7. Rhyne.....	502, 1931
8. Burleson.....	498, 1975
9. E. Scott.....	496, 1902
Parent.....	496, 1902

CATCHER

1. Criger.....	*156, 1903
2. Criger.....	*147, 1905
3. Carrigan.....	134, 1910
4. Schang.....	131, 1919
5. Carrigan.....	127, 1913
6. Criger.....	120, 1908
7. Criger.....	117, 1902
8. Criger.....	112, 1904
9. Carrigan.....	110, 1909
10. 2 players.....	109, 1900

OUTFIELD

1. Speaker.....	*35, 1912
Speaker.....	*35, 1909
3. Flagstead.....	*33, 1923
4. Speaker.....	*30, 1913
Hooper.....	*30, 1910
6. Speaker.....	29, 1914
Du. Lewis.....	*29, 1913
8. Du. Lewis.....	*28, 1910
9. Hooper.....	27, 1911
Du. Lewis.....	27, 1911

PITCHER

1. Mays.....	*122, 1918
2. Mays.....	*118, 1917
3. Mays.....	117, 1916
4. J. Wood.....	110, 1912
5. Tannehill.....	107, 1904
6. C. Young.....	105, 1901
7. J. Harris.....	103, 1906
C. Young.....	103, 1904
9. Ehmke.....	101, 1923
Ruth.....	101, 1917

* led league

Single-Season Fielding Leaders, Continued

Double Plays

FIRST BASE

1. York.....	*154, 1946
2. Foxx.....	153, 1938
3. T. Perez.....	150, 1980
G. Scott.....	150, 1977
5. Lupien.....	*149, 1943
6. Goodman.....	148, 1949
7. Dropo.....	147, 1950
8. Buckner.....	140, 1985
9. Gernert.....	139, 1953
10. G. Scott.....	*130, 1966

SECOND BASE

1. Doerr.....	134, 1949
2. Doerr.....	*132, 1943
3. Doerr.....	130, 1950
4. Doerr.....	*129, 1946
5. Ch. Schilling.....	121, 1961
6. Doerr.....	119, 1948
7. Doerr.....	*118, 1947
Doerr.....	*118, 1940
Doerr.....	*118, 1938
10. Remy.....	*114, 1978

THIRD BASE

1. Pesky.....	*48, 1949
2. Malzone.....	*45, 1961
3. Boggs.....	40, 1983
Malzone.....	*40, 1959
5. Lowell.....	39, 2006
6. Petrocelli.....	*38, 1972
7. Boggs.....	*37, 1987
Petrocelli.....	37, 1971
9. Foy.....	*36, 1968
Malzone.....	*36, 1960
Malzone.....	36, 1958

SHORTSTOP

1. Burleson.....	*147, 1980
2. V. Stephens.....	*128, 1949
3. V. Stephens.....	115, 1950
4. Garciparra.....	*113, 1997
V. Stephens.....	113, 1948
6. Lake.....	*112, 1945
7. Burleson.....	111, 1977
8. Cronin.....	110, 1938
9. Burleson.....	109, 1979
10. Bressoud.....	107, 1962

CATCHER

1. Ruel.....	*17, 1922
2. Pena.....	*15, 1991
Walters.....	15, 1920
Schang.....	*15, 1919
5. Hatteberg.....	*13, 1997
Pena.....	13, 1990
Gedman.....	13, 1985
Fisk.....	13, 1978
S. White.....	*13, 1957
S. White.....	13, 1956
Tebbetts.....	13, 1949

OUTFIELD

1. Speaker.....	*12, 1914
Speaker.....	*12, 1909
3. Leibold.....	*9, 1921
Speaker.....	*9, 1912
Du. Lewis.....	9, 1910
C. Stahl.....	*9, 1906
7. Evans.....	*8, 1975
Taitt.....	*8, 1928
Flagstead.....	*8, 1923
S. Collins.....	8, 1921
Hooper.....	*8, 1918
Speaker.....	*8, 1915

PITCHER

1. Ferriss.....	*10, 1945
2. B. Stanley.....	*8, 1980
Ehmke.....	8, 1923
4. Brewer.....	7, 1958
Hughson.....	7, 1942
B. Weiland.....	7, 1932
Bush.....	*7, 1920
8. 18 players.....	6, 1900

* led league



Dom DiMaggio's 503 putouts in 1948 set a single-season club mark for an outfielder.

Career Fielding Leaders

Games Played

FIRST BASE

1. G. Scott.....	988
2. Vaughn.....	928
3. Todd.....	852
4. Foss.....	807
5. Yastrzemski.....	765
6. Youkilis.....	594
7. Gernert.....	543
8. McInnis.....	512
9. Buckner.....	502
10. 2 players.....	448

SECOND BASE

1. Doerr.....	1,852
2. Pedroia.....	1,008
3. H. Ferris.....	983
4. Barrett.....	906
5. Remy.....	685
6. Griffin.....	603
7. Regan.....	582
8. Goodman.....	576
9. Andrews.....	551
10. Ch. Schilling.....	502

THIRD BASE

1. Boggs.....	1,520
2. Malzone.....	1,335
3. Gardner.....	929
4. Tabor.....	789
5. J. Collins.....	735
6. Petrocelli.....	727
7. Hobson.....	568
8. Lowell.....	528
9. Pesky.....	457
10. Foy.....	404

SHORTSTOP

1. E. Scott.....	1,093
2. Burleson.....	1,004
3. Garciaparra.....	956
4. Parent.....	909
5. Cronin.....	897
6. He. Wagner.....	807
7. Petrocelli.....	774
8. Buddin.....	632
9. Valentin.....	556
10. Hoffman.....	552

CATCHER


1. Varitek.....	1,488
2. Fisk.....	990
3. S. White.....	967
4. Gedman.....	858
5. Carrigan.....	649
6. Criger.....	613
7. Pena.....	539
8. R. Ferrell.....	514
9. Tillman.....	496
10. Tebbetts.....	407

OUTFIELD

1. T. Williams.....	2,151
2. Evans.....	2,079
3. Yastrzemski.....	2,076
4. Hooper.....	1,637
5. Rice.....	1,543
6. DiMaggio.....	1,373
7. Du. Lewis.....	1,165
8. Greenwell.....	1,164
9. Speaker.....	1,053
10. Jensen.....	1,026

PITCHER

1. B. Stanley.....	637
2. Wakefield.....	590
3. Papelbon.....	396
4. Timlin.....	394
5. Lowe.....	384
6. Clemens.....	383
7. Kinder.....	365
8. C. Young.....	327
9. Delock.....	322
10. B. Lee.....	321



Bobby Doerr is the Red Sox all-time leader in games played, putouts, assists and double plays at 2nd base.

Career Fielding Leaders, Continued

Fielding Percentage

FIRST BASE

1. Youkilis.....	.997
2. McInnis.....	.996
3. Runnels.....	.995
4. Yastrzemski.....	.994
5. Todt.....	.992
6. J. Foxx.....	.991
7. Buckner.....	.990
8. Gernert.....	.989
9. G. Scott.....	.989
10. Vaughn.....	.988

SECOND BASE

1. Pedroia.....	.991
2. M. Barrett.....	.986
3. Ch. Schilling.....	.985
4. Jo. Reed.....	.984
5. Remy.....	.982
6. Griffin.....	.981
7. Doerr.....	.980
8. M. Andrews.....	.975
9. Goodman.....	.972
10. Regan.....	.962

THIRD BASE

1. Lowell.....	.972
2. Petrocelli.....	.970
3. Pesky.....	.963
4. Boggs.....	.959
5. Malzone.....	.956
6. L. Gardner.....	.940
7. Foy.....	.938
8. J. Collins.....	.932
9. Tabor.....	.931
10. Hobson.....	.926

SHORTSTOP

1. Valentin.....	.972
2. V. Stephens.....	.971
3. Burleson.....	.970
4. Petrocelli.....	.970
5. Garciparra.....	.969
6. E. Scott.....	.966
7. Hoffman.....	.966
8. Bressoud.....	.966
9. Pesky.....	.965
10. Rivera.....	.962

CATCHER

1. T. Pena.....	.994
2. Varitek.....	.994
3. Tillman.....	.988
4. R. Ferrell.....	.987
5. S. White.....	.985
6. Gedman.....	.984
7. Fisk.....	.983
8. Tebbetts.....	.981
9. Criger.....	.975
10. Carrigan.....	.971

OUTFIELD

1. Ellsbury.....	.995
2. Da. Lewis.....	.992
3. Damon.....	.991
4. Piersall.....	.989
5. Geiger.....	.988
6. J.D. Drew.....	.988
7. Lynn.....	.987
8. D. Evans.....	.987
9. T. Oliver.....	.986
10. Burks.....	.986

PITCHER

1. Monbouquette.....	.985
2. Dobson.....	.980
3. F. Sullivan.....	.979
4. D. Ferriss.....	.979
5. W. Nixon.....	.977
6. Bush.....	.974
7. Hughson.....	.974
8. Lowe.....	.972
9. Pennock.....	.971
10. 2 players tied.....	.971

NOTE: Min. 200 total chances for pitchers;
min. 400 games for all other positions.

Putouts

FIRST BASE

1. Todt.....	8,676
2. G. Scott.....	8,560
3. Vaughn.....	7,842
4. J. Foxx.....	7,126
5. Yastrzemski.....	6,459
6. McInnis.....	5,437
7. LaChance.....	4,860
8. Gernert.....	4,823
9. J. Stahl.....	4,524
10. Youkilis.....	4,488

SECOND BASE

1. Doerr.....	4,928
2. H. Ferris.....	2,410
3. M. Barrett.....	1,820
4. Pedroia.....	1,745
5. Goodman.....	1,420
6. Griffin.....	1,378
7. Remy.....	1,370
8. Regan.....	1,344
9. M. Andrews.....	1,283
10. Ch. Schilling.....	1,119

THIRD BASE

1. Malzone.....	1,270
2. Boggs.....	1,165
3. L. Gardner.....	1,008
4. J. Collins.....	.968
5. Tabor.....	853
6. Petrocelli.....	581
7. Pesky.....	520
8. Hobson.....	473
9. Lord.....	463
10. Werber.....	461

SHORTSTOP

1. E. Scott.....	2,310
2. He. Wagner.....	1,923
3. Parent.....	1,856
4. Burleson.....	1,826
5. Cronin.....	1,767
6. Garciparra.....	1,467
7. Petrocelli.....	1,283
8. Buddin.....	1,151
9. Pesky.....	1,097
10. Bressoud.....	946

CATCHER

1. Varitek.....	10,166
2. Fisk.....	5,111
3. Gedman.....	4,675
4. S. White.....	4,458
5. Pena.....	3,212
6. Tillman.....	3,075
7. Carrigan.....	2,961
8. Criger.....	2,876
9. Saltalamacchia.....	2,339
10. R. Ferrell.....	2,200

OUTFIELD

1. D. Evans.....	4,255
2. T. Williams.....	4,159
3. Yastrzemski.....	3,941
4. DiMaggio.....	3,859
5. Rice.....	3,103
6. Hooper.....	2,757
7. Speaker.....	2,562
8. R. Smith.....	2,332
9. Piersall.....	2,239
10. Lynn.....	2,213

PITCHER

1. Clemens.....	214
2. Wakefield.....	213
3. Brewer.....	125
4. B. Stanley.....	122
5. J. Wood.....	121
6. Monbouquette.....	120
7. Boyd.....	110
8. Tiant.....	109
9. Eckersley.....	106
10. F. Sullivan.....	105

Career Fielding Leaders, Continued

Assists

FIRST BASE

1. J. Foxx.....	614
2. Todd.....	610
3. G. Scott.....	590
4. Vaughn.....	544
5. Yastrzemski.....	512
6. Buckner.....	501
7. Youkilis.....	385
8. Gernert.....	384
9. McInnis.....	346
10. Quintana.....	259

SECOND BASE

1. Doerr.....	5,710
2. H. Ferris.....	3,063
3. Pedroia.....	2,743
4. M. Barrett.....	2,627
5. Remy.....	1,988
6. Regan.....	1,924
7. Goodman.....	1,635
8. Jo. Reed.....	1,541
9. Griffin.....	1,518
10. M. Andrews.....	1,422

THIRD BASE

1. Boggs.....	2,956
2. Malzone.....	2,824
3. L. Gardner.....	1,821
4. Tabor.....	1,662
5. J. Collins.....	1,573
6. Petrocelli.....	1,453
7. Hobson.....	1,042
8. Pesky.....	978
9. Lowell.....	975
10. Werber.....	811

SHORTSTOP

1. E. Scott.....	3,394
2. Burleson.....	3,240
3. Parent.....	2,979
4. Garciaparra.....	2,721
5. Cronin.....	2,691
6. He. Wagner.....	2,590
7. Petrocelli.....	2,313
8. Buddin.....	1,877
9. Pesky.....	1,709
10. Valentin.....	1,659

CATCHER

1. Criger.....	877
2. Carrigan.....	854
3. Varitek.....	541
4. S. White.....	482
5. Fisk.....	480
6. Gedman.....	381
7. P. Thomas.....	328
8. Cady.....	324
9. Ferrell.....	292
10. Walters.....	267

OUTFIELD

1. Hooper.....	260
2. Speaker.....	207
3. Yastrzemski.....	195
4. Du. Lewis.....	180
5. D. Evans.....	151
6. DiMaggio.....	147
7. T. Williams.....	140
8. Rice.....	137
9. Flagstead.....	117
10. Jensen.....	92

PITCHER

1. C. Young.....	689
2. Winter.....	466
3. Mays.....	450
4. Dinneen.....	405
5. J. Wood.....	402
6. B. Stanley.....	357
7. Ja. Russell.....	347
Ruth.....	347
9. Brewer.....	343
10. Parnell.....	327

Double Plays

FIRST BASE

1. G. Scott.....	815
2. Vaughn.....	785
3. J. Foxx.....	707
4. Todd.....	677
5. Yastrzemski.....	610
6. Gernert.....	540
7. Youkilis.....	443
8. Goodman.....	406
9. Buckner.....	378
10. McInnis.....	339

SECOND BASE

1. Doerr.....	1,507
2. M. Barrett.....	578
3. Pedroia.....	520
4. Remy.....	466
5. Goodman.....	443
6. Regan.....	387
7. Griffin.....	362
8. Jo. Reed.....	359
9. H. Ferris.....	340
10. Ch. Schilling.....	322

THIRD BASE

1. Boggs.....	299
2. Malzone.....	286
3. Tabor.....	153
4. Petrocelli.....	150
5. Pesky.....	121
6. L. Gardner.....	108
Lowell.....	108
8. J. Collins.....	88
9. Hobson.....	85
10. Foy.....	77

SHORTSTOP

1. Burleson.....	698
2. Cronin.....	565
3. Garciaparra.....	534
4. E. Scott.....	440
5. Buddin.....	438
6. Petrocelli.....	433
7. V. Stephens.....	396
8. Valentin.....	388
9. Pesky.....	362
10. Hoffman.....	319

CATCHER

1. S. White.....	79
2. Varitek.....	72
3. Carrigan.....	66
4. Criger.....	62
5. Fisk.....	61
6. Gedman.....	51
7. T. Pena.....	46
8. Walters.....	36
9. Ferrell.....	34
10. Tebbetts.....	33

OUTFIELD

1. Speaker.....	64
2. Hooper.....	56
3. D. Evans.....	40
4. Du. Lewis.....	35
5. DiMaggio.....	32
6. T. Williams.....	30
Yastrzemski.....	30
8. Flagstead.....	28
9. C. Stahl.....	20
10. Rice.....	19

PITCHER

1. B. Stanley.....	38
2. F. Sullivan.....	30
3. W. Nixon.....	27
Parnell.....	27
5. Wakefield.....	26
6. Brewer.....	22
7. Winter.....	20
8. B. Lee.....	19
Ruth.....	19
10. 3 players.....	18

Single-Game Fielding Records

First Base

Putouts, 9-inn. game		
21	Bill Sweeney	6/24/1931
	Stuffy McInnis	7/19/1918
Putouts, extra-inn. game		
31	Bob Unglaub (20 inn.)	7/4/1905(G2)
Assists, 9-inn. game		
6	Bill Buckner	6/14/1986
	Stuffy McInnis	8/22/1918
Assists, extra-inn. game		
5	Bill Buckner (12 inn.)	7/10/1986
	Bill Buckner (10 inn.)	5/10/1985
Chances accepted, 9-inn. game		
++22	Stuffy McInnis	7/19/1918
Chances accepted, extra-inn. game		
32	Bob Unglaub (20 inn.)	7/14/1905(G2)
Double plays, 9-inn. game		
5	Many players, last M. Vaughn	8/31/1997
Double plays, extra-inn. game		
**6	Adrian Gonzalez (17 inn.)	5/6/2012

Second Base

Putouts, 9-inn. game		
10	Max Bishop	4/30/1934
	Hobe Ferris	5/13/1901
Putouts, extra-inn. game		
11	Hobe Ferris (15 inn.)	6/21/1902
Assists, 9-inn. game		
11	Hobe Ferris	9/23/1905(G1)
Assists, extra-inn. game		
12	Hobe Ferris (20 inn.)	7/4/1905(G2)
Chances accepted, 9-inn. game		
16	Bobby Doerr	5/30/1946(G2)
	Hobe Ferris	5/13/1901
Chances accepted, extra-inn. game		
19	Dustin Pedroia (17 inn.)	5/6/2012
Double plays, 9-inn. game		
5	Bobby Doerr	8/8/1946(G2)
Double plays, extra-inn. game		
5	Dustin Pedroia (17 inn.)	5/6/2012

Third Base

Putouts, 9-inn. game		
6	Many players, last W. Boggs	5/2/1988
Putouts, extra-inn. game		
6	Harry Lord (11 inn.)	7/20/1910
Assists, 9-inn. game		
10	Freddy Sanchez	6/14/2003
	Frank Malzone	9/24/1957
	Vern Stephens	5/23/1951
Assists, extra-inn. game		
10	Eddie Foster (13 inn.)	5/5/1920
Chances accepted, 9-inn. game		
12	Vern Stephens	5/23/1951
	Jimmy Collins	5/1/1902
Chances accepted, extra-inn. game		
++14	Jimmy Collins (15 inn.)	6/21/1902
Double plays, 9-inn. game		
++4	Wade Boggs	8/9/1985
Double plays, extra-inn. game		
3	Frank Malzone (15 inn.)	7/3/1958
	Johnny Tobin (13 inn.)	4/29/1945(G2)

Shortstop

Putouts, 9-inn. game		
10	Vern Stephens	6/25/1950(G1)
	Heinie Wagner	7/27/1907
Putouts, extra-inn. game		
8	Rabbit Warstler (15 inn.)	7/23/1932(G1)
	Buddy Myer (12 inn.)	6/10/1927
	Heinie Wagner (15 inn.)	7/3/1913
Assists, 9-inn. game		
11	Rick Burleson	5/7/1977
	Eddie Bressoud	9/18/1962
	Topper Rigney	7/15/1926(G2)
Assists, extra-inn. game		
13	Everett Scott (14 inn.)	9/13/1920
Chances accepted, 9-inn. game		
15	Many players, last R. Burleson	7/7/1977
Chances accepted, extra-inn. game		
18	Fred Parent (17 inn.)	7/9/1902
Double plays, 9-inn. game		
5	Many players, last R. Burleson	7/22/1980
Double plays, extra-inn. game		
5	Vern Stephens (11 inn.)	5/5/1948

Outfield

Putouts, 9-inn. game		
++12	Jacoby Ellsbury, CF	5/20/2009
Putouts, extra-inn. game		
11	Gary Geiger, CF (13 inn.)	7/4/1963(G1)
	Lu Clinton (15 inn.)	7/13/1962
Assists, 9-inn. game		
3	Many players, last R. Smith, RF	9/23/1972
Assists, extra-inn. game		
3	Ted Williams, LF (11 inn.)	5/5/1948
Chances accepted, 9-inn. game		
**12	Jacoby Ellsbury, CF	5/20/2009
Chances accepted, extra-inn. game		
11	Gary Geiger, CF (13 inn.)	7/4/1963(G1)
Double plays, 9-inn. game		
++3	Ira Flagstead, CF	4/19/1926(G2)
Double plays, extra-inn. game		
2	Many players, last J. Damon (13 inn.)	4/8/2004

Catchers

Putouts, 9-inn. game		
++20	Rich Gedman	4/29/1986
Putouts, extra-inn. game		
20	Jason Varitek (13 inn.)	6/12/2009
	Jason Varitek (13 inn.)	9/15/1999
Assists, 9-inn. game		
+8	Wally Schang	5/12/1920
Assists, extra-inn. game		
6	Lou Criger (15 inn.)	6/21/1902
Chances accepted, 9-inn. game		
++20	Bill Haselman	9/18/1996
	Rich Gedman	4/29/1986
Chances accepted, extra-inn. game		
20	Jason Varitek (13 inn.)	6/12/2009
	Jason Varitek (13 inn.)	9/15/1999
Double plays, 9-inn. game		
3	George Bischoff	4/19/1926(G2)
Double plays, extra-inn. game		
2	Many players, last R. Gedman (14 inn.)	6/20/1982

+ML record (since 1900) ++tied for ML record *AL record **tied for AL record



Single-Game Fielding Records, Continued

Pitchers

Putouts, 9-inn. game

5	Al Nipper	9/18/1985
	Al Nipper	7/15/1984
	Bill Butland	8/30/42(G2)
	Elmer Steele	9/14/1908

Putouts, extra-inn. game

4	Rob Woodward (12 inn.)	10/4/1985
	Jim Lonborg (10 inn.)	9/7/1969
	Tom Brewer (10 inn.)	9/13/1956

Assists, 9-inn. game

10	Carl Mays	8/26/1916
	Jesse Tannehill	4/27/1905

Assists, extra-inn. game

11	Jack Quinn (14 inn.)	4/29/1922
----	----------------------------	-----------

Chances accepted, 9-inn. game

11	Lloyd Brown	9/13/1933
	Jack Russell	5/17/1928
	Babe Ruth	5/4/1918

Chances accepted, extra-inn. game

12	Carl Mays (17 inn.)	7/14/1916
----	---------------------------	-----------

Double plays, 9-inn. game

3	Walt Masterson	6/25/50(G2)
	Joe Heving	8/17/38(G2)

Double plays, extra-inn. game

2	Many players, last J. Suppan (11 inn.) ...	5/29/1997
---	--	-----------

+ML record (since 1900) ++tied for ML record *AL record

**tied for AL record

Errorless Streaks

Consecutive Games

FIRST BASE

Season:	*135	K. Youkilis	4/2-9/30/2007
Career:	*238	K. Youkilis	7/5/2006-6/6/08

SECOND BASE

Season:	73	B. Doerr	6/23-9/19/1948(G2)
Career:	98	D. Pedroia	7/30/2009-5/19/10

SHORTSTOP

Season:	57	Al. Gonzalez	4/11-6/30/2006
Career:	57	Al. Gonzalez	4/11-6/30/2006

THIRD BASE

Season:	77	R. Petrocelli	6/8-8/29/1971
Career:	77	R. Petrocelli	6/8-8/29/1971

OUTFIELD

Season:	154	J. Ellsbury	4/1-9/28/2011
Career:	290	J. Ellsbury	7/29/2009-9/1/12

CATCHER

Season:	90	T. Pena	4/10-8/20/1993
Career:	144	P. Daley	6/13/1956-9/10/58

PITCHER (STARTER)

Season:	47	E. Morris	4/11-9/27/1928
Career:	96	B. Monbouquette	9/9/1962-7/4/65

PITCHER (RELIEVER)

Season:	76	M. Timlin (15 TC)	4/4-10/2/2004
Career:	257	R. Garces (61 TC)	4/30/1996-7/20/01

Consecutive Games

FIRST BASE

Season:	*1,300	S. McInnis	5/31-10/2/1921
Career:	*2,002	K. Youkilis	7/4/2006-6/6/08

SECOND BASE

Season:	414	B. Doerr	6/22-9/19/1948(G2)
Career:	436	D. Pedroia	7/29/2009-5/20/10

SHORTSTOP

Season:	222	V. Stephens	6/4-7/28/1950
Career:	227	R. Petrocelli	8/20/1968-5/30/69

THIRD BASE

Season:	232	R. Petrocelli	6/8-8/31/1971
Career:	232	R. Petrocelli	6/8-8/31/1971

OUTFIELD

Season:	394	J. Ellsbury	4/1-9/28/2011
Career:	707	J. Ellsbury	7/28/2009-9/3/12

CATCHER

Season:	626	J. Varitek	6/1-10/30/2004
Career:	1,053	J. Varitek	7/24/2009-9/14/11

PITCHER (STARTER)

Season:	84	Ja. Russell	4/20-9/26/1929
Career:	160	B. Monbouquette	9/9/1962-7/4/65

*AL Record

Miscellaneous Fielding

Pitchers Who Have Played Other Positions

YEAR	PITCHER	POSITIONS	YEAR	PITCHER	POSITIONS
2009	Javier Lopez	P-14, RF-1	1916	Sam Jones	P-12, OF-1
1980	Tom Burgmeier	P-62, LF-1	1913	Charles Hall	P-35, 3B-1
1942	Mike Ryba	P-18, C-3	1910	Charles Hall	P-35, OF-3
1940	Jim Bagby, Jr.	P-36, OF-1		Chris Mahoney	P-2, OF-1
1929	Red Ruffing	P-35, OF-2	1906	Ralph Glaze	P-13, 3B-1
1928	D. MacFayden	P-33, OF-1	1904	Jesse Tannehill	P-32, OF-5
1925	Joe Lucey	P-7, SS-3	1902	Tom Hughes	P-9, OF-3
1921	Joe Bush	P-37, OF-4	1901	Fred Mitchell	P-17, INF-3
1920	Joe Bush	P-35, OF-2		George Cuppy	P-13, OF-4
1919	Babe Ruth	P-17, OF-111, 1B-4		Charles Beville	P-2, 1B-1
1918	Babe Ruth	P-20, OF-59, 1B-13			
	Walt Kinney	P-5, OF-1			

Position Players Who Have Pitched

PITCHER	DATE	OPP.	SEASON POSITIONS	PITCHING LINE
Darnell McDonald	5/6/2012	vs. BAL	OF-31, DH-3	1.0 IP, 2 H, 3 R, 3 ER, 2 BB, 0 K (L)
Darnell McDonald	8/26/2011	vs. OAK	OF-67, DH-8	1.0 IP, 1 H, 2 R, 2 ER, 2 BB, 0 K
Bill Hall	5/28/2010	vs. KC	OF-65, 2B-51, SS-6, 3B-5	1.0 IP, 0 H, 0 R, 0 ER, 0 BB, 0 K
Jonathan Van Every	5/8/2010	vs. NYY	OF-21	1.0 IP, 2 H, 2 R, 2 ER, 0 BB, 1 K
Dusty Brown	9/30/2009	vs. TOR	C-6	1.0 IP, 2 H, 1 R, 1 ER, 0 BB, 1 K
Nick Green	8/27/2009	vs. CWS	SS-81, 3B-9, 2B-7, OF-3	2.0 IP, 0 H, 0 R, 0 ER, 0 BB, 0 K
Jonathan Van Every	4/30/2009	at TB	OF-6	0.2 IP, 1 H, 0 R, 0 ER, 1 BB, 0 K
David McCarty	10/3/2004	at BAL		2.0 IP, 1 H, 0 R, 0 ER, 0 BB, 3 K
David McCarty	6/12/2004	vs. LA		1.0 IP, 0 H, 0 R, 0 ER, 0 BB, 1 K
David McCarty	4/9/2004	vs. TOR	1B-67, OF-17	0.2 IP, 1 H, 1 R, 1 ER, 1 BB, 0 K
Mike Benjamin	6/21/1997	at DET	1B-4, 2B-5, 3B-19, SS-19	1.0 IP, 0 H, 0 R, 0 ER, 0 BB, 0 K
Andy Tomberlin	5/20/1994	at MIN	OF-11, DH-1	2.0 IP, 1 H, 0 R, 0 ER, 1 BB, 1 K
Steve Lyons	7/21/1991	vs. MIN	OF-47, INF-31	1.0 IP, 2 H, 0 R, 0 ER, 0 BB, 1 K
Danny Heep	5/25/1990	at MIN	OF-14, 1B-5	1.0 IP, 4 H, 1 R, 1 ER, 0 BB, 0 K
George Schmees	9/17/1952	at STL		2.0 IP, 4 H, 2 R, 2 ER, 0 BB, 0 K
George Schmees	9/20/1952	at WAS	OF-38, 1B-2	4.0 IP, 5 H, 0 R, 0 ER, 2 BB, 2 K
Eddie Lake	7/16/1944	at NYY	INF-45	2.0 IP, 2 H, 3 R, 1 ER, 1 BB, 0 K, 2 HB
Eddie Lake	7/9/1944 (G1)	vs. CLE		3.0 IP, 5 H, 3 R, 3 ER, 2 BB, 3 K
Eddie Lake	7/5/1944	vs. DET		6.0 IP, 6 H, 3 R, 3 ER, 2 BB, 1 K
Eddie Lake	6/23/1944	vs. WAS		4.0 IP, 3 H, 1 R, 1 ER, 3 BB, 1 K, 1 HB
Eddie Lake	6/21/1944	at DET		2.0 IP, 0 H, 0 R, 0 ER, 1 BB, 1 K
Eddie Lake	5/17/1944 (G2)	vs. STL		2.1 IP, 4 H, 3 R, 1 ER, 2 BB, 1 K
Ted Williams	8/24/1940 (G1)	vs. DET	OF-143	2.0 IP, 3 H, 1 R, 1 ER, 0 BB, 1 K
Jimmie Foxx	8/6/1939	vs. DET	1B-123	1.0 IP, 0 H, 0 R, 0 ER, 0 BB, 1 K
Doc Cramer	8/30/1938	vs. STL	OF-140	4.0 IP, 3 H, 2 R, 2 ER, 3 BB, 1K
Robert Reeves	9/7/1931	vs. WAS	2B-29	7.1 IP, 6 H, 3 R, 3 ER, 1 BB, 0 K
Jack Rothrock	9/24/1928	at DET	OF-53, INF-49	1.0 IP, 0 H, 0 R, 0 ER, 0 BB, 0 K
Doug Taitt	7/25/1928	at CLE	OF-139	1.0 IP, 2 H, 3 R, 3 ER, 2 BB, 1 K
Henry Eibel	7/7/1920 (G1)	at PHA	OF-5, 1B-1	4.2 IP, 5 H, 2 R, 2 ER, 1 BB, 1 K
Henry Eibel	7/2/1920	vs. WAS		2.0 IP, 1 H, 0 R, 0 ER, 1 BB, 1 K
Henry Eibel	6/22/1920	at CLE		3.1 IP, 4 H, 2 R, 2 ER, 1 BB, 3 K
Tris Speaker	10/7/1914	vs. WAS	OF-156, 1B-1	1.0 IP, 2 H, 1 R, 1 ER, 0 BB, 0 K
Duffy Lewis	10/3/1913 (G2)	at WAS	OF-142	1.0 IP, 3 H, 2 R, 2 ER, 0 BB, 1 K
Harry Hooper	10/3/1913 (G2)	at WAS	OF-147	2.0 IP, 2 H, 0 R, 0 ER, 1 BB, 0 K

Position Players Who Have Caught (Since 1972)

DATE	PLAYER	OPP.	DETAILS
9/8/1993	Steve Lyons	at CWS	PH; caught last of 8th, no chances
6/8/1989	Randy Kutcher	at NYY	PH; (hit 2-out, 2-R 2B in 9th to tie score 7-7); caught 9th, 10th, 11th (1 PO); Sox lost 8-7
7/17/1987	Mike Greenwell	vs. OAK	Was DH; Sox scored 3 R in last of 9th to tie 4-4; caught 10th (3 PO and 1 E); Sox lost 11-6



Miscellaneous Fielding, Continued

Opening Day Starts

POS.	PLAYER	# OF LINEUPS	YEARS
RHP	Roger Clemens	8	1988-94, 96
LHP	Mel Parnell	4	1950, 52-54
C	Jason Varitek	10	2000-09
1B	George Scott	7	1967-68, 70-71, 77-79
	Mo Vaughn	7	1992-98
2B	Bobby Doerr	13	1937-41, 43-44, 46-51
SS	Everett Scott	8	1914-21
3B	Wade Boggs	10	1983-92
LF	Carl Yastrzemski	15	1961-72, 74, 78-79
CF	Dom DiMaggio	9	1941-42, 46-52
RF	Dwight Evans	14	1973, 75-76, 78-87, 89
DH	David Ortiz	9	2004-12

NOTE: Carl Yastrzemski started a club-record 22 Opening Days (15 LF, 4 1B, 2 DH, 1 RF). Jack Rothrock had the most Opening Day positions played with 5 from 1928-32 (SS, 3B, LF, CF, RF). Billy Goodman (1B, 2B, LF, RF), Dwight Evans (1B, RF, CF, DH) and Carl Yastrzemski (1B, LF, RF, DH) started at 4 positions.

Triple Plays and Hidden Ball Plays

Recent Red Sox Triple Plays

DATE	OPP.	INN	BATTER	BASES	DETAILS
8/16/2011	vs. TB (G2)	4	S. Rodriguez	12_	Grounder to 3B Lowrie, touches 3B, to 2B Pedroia, to 1B Gonzalez
7/8/1994	vs. SEA	6	M. Newfield	12_	Liner caught by SS Valentin, touches 2B, tags runner*
7/28/1979	at TEX	1	A. Oliver	1_3	Pop fly to 2B Brohamer, to 1B Watson, to 3B Hobson
7/23/1979	vs. CAL	8	W. Aikens	123	Liner caught by SS Burleson, touches 2B, to 1B Yastrzemski
5/10/1979	vs. CAL	7	J. Rudi	12_	Pop fly to 2B Remy, to SS Burleson, to 1B Scott
5/25/1972	vs. BAL	4	E. Hendricks	12_	Liner to 1B Josephson, touches 1B, to SS Aparicio who tags runner
7/15/1967	vs. BAL	1	P. Blair	12_	Liner to 3B Foy, to 2B Andrews, to 1B Scott
4/23/1966	vs. CLE	9	M. Alvis	1_3	Grounder to 2B Smith, to SS Petrocelli, to 1B Scott, to C Tillman
8/18/1965	at BAL	1	B. Robinson	12_	Grounder to 3B Malzone, to 2B Mantilla, to 1B Horton, to 3B Malzone
9/28/1963	vs. LAA	7	F. Torres	12_	Bunt to P Smith, to 3B Malzone, to SS Bressoud, to 2B Mantilla (1B)
6/23/1954	at BAL	1	S. Mele	123	Grounder to SS Bolling, to 2B Consolo, to 1B Agganis, to C White

* Unassisted triple play, the 2nd in club history, also 1B George Burns on 9/14/23 vs. Cleveland.

NOTE: The Red Sox have turned 30 triple plays in club history.

Recent Triple Plays By Opponents

DATE	OPP.	INN	BATTER	BASES	DETAILS
8/6/2001	vs. TEX	4	S. Hattenberg	12_	Liner to SS Rodriguez, to 2B Velarde, touches 2B, tags runner
6/6/1996	vs. CWS	1	T. Naehring	12_	Grounder to 3B Ventura, touches 3B, to 2B Durham, to 1B Thomas
7/17/1990*	vs. MIN	8	J. Reed	12_	Grounder to 3B Gaetti, touches 3B, to 2B Newman, to 1B Hrbek
7/17/1990*	vs. MIN	4	T. Brunansky	123	Grounder to 3B Gaetti, touches 3B, to 2B Newman, to 1B Hrbek
7/4/1988	at KC	4	J. Rice	12_	Pop fly to CF Wilson, to 2B White, to 1B Brett
4/28/1971	vs. MIL	3	B. Conigliaro	1_3	Grounder to SS Auerbach, to 2B Kubiak, to 1B Hegan, to C Rodriguez
9/4/1966 (G2)	at KCA	1	T. Conigliaro	123	Grounder to SS Campaneris, to 2B Green, to 1B Talton, to C Roof
9/4/1965 (G2)	at NYY	2	B. Tillman	12_	Grounder to 3B Boyer, to 2B Richardson, to 1B Pepitone, to 3B Boyer
4/24/1954	at WAS	3	K. Olson	12_	Bunt pop to P McDermott, to SS Hoderlein, to 1B Sievers
8/29/1953	at CWS	9	K. Olson	12_	Liner to 1B Fain, tags 1B, to SS Carrasquel (2B)

* Red Sox became the first team in major league history to hit into 2 triple plays in the same game.

NOTE: The Red Sox have hit into 33 triple plays in club history.

Recent Red Sox Hidden Ball Plays

PLAYER, POS	DATE	OPP.	INN.	BASE	DETAILS/BASE RUNNER
Julio Lugo, SS	6/8/2007	at ARI	3	2B	Lugo/A. Callaspo
Steve Lyons, 2B	5/13/1991	vs. CWS	4	2B	Lyons/O. Guillen
Marty Barrett, 2B	9/5/1988	at BAL	4	2B	Flip to J. Reed/J. Traber
Marty Barrett, 2B	7/21/1985	vs. CAL	6	2B	Flip to G. Hoffman/D. DeCinces
Marty Barrett, 2B	7/7/1985	at CAL	2	2B	Barrett/B. Grich
Jackie Gutierrez, SS	8/17/1984	vs. MIN	7	2B	Gutierrez/T. Teufel

NOTE: There have been 18 documented hidden ball plays by Red Sox players. Marty Barrett (see above) and SS Johnny Pesky are the only known Sox to do so more than once. Pesky had 3 hidden ball plays vs. Bill Zuber (1942, WAS), Tommy Henrich (1942, NYY), and Buddy Lewis (1947, WAS). Thanks to Bill Deane of SABR for his research.



Red Sox in the Postseason

Red Sox in the Postseason

The Red Sox are 90-77-1 all-time in postseason play, having advanced to the postseason 21 times in 113 American League seasons, including 13 times in the last 28 years and 7 times in the last 11 years. Boston is 19-13 in 32 postseason series, having gone 6-4 in 10 trips to the AL Division Series (19-18 in Division Series play), 5-5 in 10 trips to the AL Championship Series (26-31 in Championship Series play) and 8-4 in 12 trips to the World Series (45-28-1 in World Series games), with 7-game losses in 1946, '67, '75 and '86. The Red Sox' 8 World Series titles are 4th all-time behind the Yankees (27), Cardinals (11), and A's (9).

The Boston Americans, who became the Red Sox in 1908, won the 1st World Series ever held (1903), 1 of only 4 best-of-9 Series to be played (again in 1919-21). By beating the Pittsburgh Pirates of the more established National League, they caused such an embarrassment that the NL refused to participate the following year when the Red Sox repeated as AL Champions.

The Sox have won 3 World Series titles (2004, 2007 and 2013) following an 86-year Championship drought and is the only team to win 3 World Series since 2000.

Boston set a major league record with an 8-game winning streak to close out their run to the World Championship in 2004 (matched in 2005 by the Chicago White Sox who won their final 8 games en route to the Championship). The Red Sox also had a 7-game winning streak starting from Game 5 of the 2007 ALCS through their World Series win in 2007.

The Red Sox are 49-33-1 in postseason home games, including a 42-31-1 postseason mark at Fenway Park. They also hosted home World Series games at the Huntington Avenue Grounds in 1903 and at Braves Field in 1915 and 1916. The Sox have clinched World Series titles at home in 1903 at the Huntington Ave. Grounds, 1912 during Fenway Park's 1st season, 1916 playing at Braves Field, and 1918 and 2013 at Fenway Park.

Red Sox in the Division Series

YEAR	OPPONENT	WINNER	RESULT	RED SOX LEADING HITTER
1995	Cleveland Indians	Indians	0-3	Luis Alicea .600 (6-for-10)
1998	Cleveland Indians	Indians	1-3	John Valentin .467 (7-for-15)
1999	Cleveland Indians	RED SOX	3-2	Mike Stanley .500 (10-for-20)
2003	Oakland Athletics	RED SOX	3-2	Johnny Damon .316 (6-for-19)
2004	Anaheim Angels	RED SOX	3-0	David Ortiz .545 (6-for-11)
2005	Chicago White Sox	White Sox	0-3	David Ortiz .333 (4-for-12)
2007	Los Angeles Angels	RED SOX	3-0	David Ortiz .714 (5-for-7)
2008	Los Angeles Angels	RED SOX	3-1	Jason Bay .412 (7-for-17)
2009	Los Angeles Angels	Angels	0-3	Jacoby Ellsbury .250 (3-for-12)
2013	Tampa Bay Rays	RED SOX	3-1	Jacoby Ellsbury .500 (9-for-18)

Red Sox in the ALCS

YEAR	OPPONENT	WINNER	GAMES	RED SOX LEADING HITTER
1975	Oakland Athletics	RED SOX	3-0	Carl Yastrzemski .455 (5-for-11)
1986	California Angels	RED SOX	4-3	Spike Owen .429 (9-for-21)
1988	Oakland Athletics	Athletics	0-4	Wade Boggs .385 (5-for-13)
1990	Oakland Athletics	Athletics	0-4	Wade Boggs .438 (7-for-16)
1999	New York Yankees	Yankees	1-4	Jose Offerman .458 (11-for-24)
2003	New York Yankees	Yankees	3-4	Todd Walker .370 (10-for-27)
2004	New York Yankees	RED SOX	4-3	David Ortiz .387 (12-for-31)
2007	Cleveland Indians	RED SOX	4-3	Kevin Youkilis .500 (14-for-28)
2008	Tampa Bay Rays	Rays	3-4	Coco Crisp .450 (9-for-20)
2013	Detroit Tigers	RED SOX	4-2	Jacoby Ellsbury .318 (7-for-22)

Red Sox in the World Series

YEAR	OPPONENT	WINNER	GAMES	RED SOX LEADING HITTER
1903	Pittsburgh Pirates	BOSTON (AL)	5-3	Chick Stahl .303 (10-for-33)
1904	NO SERIES HELD			
1912	New York Giants	RED SOX	4-3-1	Tris Speaker .300 (9-for-30)
1915	Philadelphia Phillies	RED SOX	4-1	Duffy Lewis .444 (8-for-18)
1916	Brooklyn Dodgers	RED SOX	4-1	Duffy Lewis .353 (6-for-17)
1918	Chicago Cubs	RED SOX	4-2	Wally Schang .444 (4-for-9)
1946	St. Louis Cardinals	Cardinals	3-4	Wally Moses .417 (5-for-12)
1967	St. Louis Cardinals	Cardinals	3-4	Carl Yastrzemski .400 (10-for-25)
1975	Cincinnati Reds	Reds	3-4	Carl Yastrzemski .310 (9-for-29)
1986	New York Mets	Mets	3-4	Marty Barrett .433 (13-for-30)
2004	St. Louis Cardinals	RED SOX	4-0	Bill Mueller .429 (6-for-14)
2007	Colorado Rockies	RED SOX	4-0	Jacoby Ellsbury .438 (7-for-16)
2013	St. Louis Cardinals	RED SOX	4-2	David Ortiz .688 (11-for-16)

*min. 10 PA on hitting leaders

Red Sox in the Postseason, Continued

2013 American League Division Series

(Red Sox 3, Rays 1)

Game 1 at BOSTON (Day) | Friday, October 4

	R	H	E
Tampa Bay	0	1	0
Boston	0	0	0

MOORE (L), W. Wright (5), Archer (5), Torres (7), J. Wright (8) and Lobaton
LESTER (W), Tazawa (8), Dempster (9) and Saltalamacchia
HR—Rodriguez (1), Zobrist (1)
T—3:33; A—38,177

Game 2 at BOSTON (Night) | Saturday, October 5

	R	H	E
Tampa Bay	0	1	0
Boston	2	0	2

PRICE (L), McGee (8) and Molina, Lobaton (6)
LACKEY (W), Breslow (6), Tazawa (8), Uehara (9-SV) and Ross
HR—Ortiz 2 (2)
T—3:14; A—38,705

Game 3 at TAMPA BAY (Night) | Monday, October 7

	R	H	E
Boston	1	0	0
Tampa Bay	0	0	0

Buchholz, Breslow (7), Tazawa (7), Morales (8), Workman (8), UEHARA (9-L)
and Saltalamacchia
Cobb, Torres (6), Peralta (7), McGee (8), RODNEY (9-W) and Molina, Lobaton (9)
HR—Longoria (1), Lobaton (1)
T—4:19; A—33,675

Game 4 at TAMPA BAY (Night) | Tuesday, October 8

	R	H	E
Boston	0	0	0
Tampa Bay	0	0	0

Peavy, BRESLOW (6-W), Tazawa (8), Uehara (8-SV) and Saltalamacchia, Ross (7)
Hellickson, J. Wright (2), Moore (3), Torres (5), McGEE (7-L), Peralta (7), Rodney (9),
Archer (9), W. Wright (9) and Lobaton, Molina (9)
HR—None
T—3:49; A—32,807

2013 ALDS Statistics

Batter	AVG	G	AB	R	H	2B	3B	HR	RBI	GW	SH	SF	HB	BB	SO	SB	CS	E
Berry	.000	1	0	0	0	0	0	0	0	0	0	0	0	0	0	1	0	0
Bogaerts	.000	2	0	3	0	0	0	0	0	0	0	0	0	2	0	0	0	0
Carp	.000	1	1	0	0	0	0	0	0	0	0	0	0	0	1	0	0	0
Drew	.133	4	15	1	2	0	1	0	2	1	0	0	0	0	2	0	0	0
Ellsbury	.500	4	18	7	9	2	0	0	2	0	0	0	0	1	2	4	0	0
Gomes	.222	4	9	3	2	1	0	0	2	0	0	0	0	2	1	0	0	0
Middlebrooks	.231	4	13	1	3	1	0	0	1	0	0	0	0	3	4	0	0	0
Napoli	.154	4	13	1	2	1	0	0	1	0	0	0	0	4	4	0	0	0
Nava	.200	2	5	0	1	0	0	0	0	0	0	0	0	2	2	0	1	0
Ortiz	.385	4	13	4	5	1	0	2	3	0	0	0	0	5	2	0	0	0
Pedroia	.235	4	17	2	4	1	0	0	5	1	0	2	0	0	3	0	0	0
Ross	.200	2	5	1	1	1	0	0	0	0	0	0	0	2	0	0	0	0
Saltalamacchia	.300	3	10	1	3	1	0	0	3	0	0	0	0	1	7	0	0	0
Victorino	.429	4	14	2	6	0	0	0	3	1	1	0	4	0	3	1	0	0
Red Sox	.286	4	133	26	38	9	1	2	22	3	1	2	4	20	33	6	1	0
Rays	.225	4	129	12	29	5	1	4	12	1	0	1	2	11	33	1	0	3
Pitcher	W	L	ERA	G	GS	CG	SHO	SV	IP	H	R	ER	HR	HB	BB	SO	WP	
Breslow	1	0	0.00	3	0	0	0	0	3.2	2	0	0	0	1	1	4	0	
Buchholz	0	0	4.50	1	1	0	0	0	6.0	7	3	3	1	0	3	5	0	
Dempster	0	0	0.00	1	0	0	0	0	1.0	1	0	0	0	0	0	2	0	
Lackey	1	0	6.75	1	1	0	0	0	5.1	7	4	4	0	1	3	6	0	
Lester	1	0	2.35	1	1	0	0	0	7.2	3	2	2	2	0	3	7	0	
Morales	0	0	27.00	1	0	0	0	0	0.1	1	1	1	0	0	1	0	0	
Peavy	0	0	1.59	1	1	0	0	0	5.2	5	1	1	0	0	0	3	0	
Tazawa	0	0	0.00	4	0	0	0	0	2.1	1	0	0	0	0	0	2	1	
Uehara	0	1	3.00	3	0	0	0	0	2	3.0	1	1	1	1	0	4	0	
Workman	0	0	0.00	1	0	0	0	0	0.2	1	0	0	0	0	0	0	0	
Red Sox	3	1	3.03	4	4	0	0	2	35.2	29	12	12	4	2	11	33	1	
Rays	1	3	6.35	4	4	0	0	0	34.0	38	26	24	2	4	20	33	4	

Red Sox in the
Postseason

Red Sox in the Postseason, Continued

2013 American League Championship Series

(Red Sox 4, Tigers 2)

Game 1

at **BOSTON (Night)** | Saturday, October 12

										R	H	E
Detroit	0	0	0	0	0	1	0	0	0	1	9	0
Boston	0	0	0	0	0	0	0	0	0	0	1	1

SANCHEZ (W), Albuquerque (7), Veras (8), Smyly (8), Benoit (9-SV) and Avila

LESTER (L), Tazawa (7), Breslow (8), Uehara (9) and Ross, Saltalamacchia (8)

HR—None

T—3:56; A—38,210

Game 2

at **BOSTON (Night)** | Sunday, October 13

										R	H	E
Detroit	0	1	0	0	0	4	0	0	0	5	8	1
Boston	0	0	0	0	0	1	0	4	1	6	7	1

Scherzer, Veras (8), Smyly (8), Albuquerque (8), Benoit (8), PORCELLO (9-L) and Avila

Buchholz, Workman (6), Doubront (7), UEHARA (9-W) and Saltalamacchia

HR—Cabrera (1), Avila (1), Ortiz (1)

T—3:28; A—38,029

Game 3

at **DETROIT (Day)** | Tuesday, October 15

										R	H	E
Boston	0	0	0	0	0	0	1	0	0	1	4	0
Detroit	0	0	0	0	0	0	0	0	0	0	6	1

LACKEY (W), Breslow (7), Tazawa (8), Uehara (8-SV) and Saltalamacchia

VERLANDER (L), Veras (9), Coke (9), Albuquerque (9) and Avila

HR—Napoli (1)

T—3:20 (0:17 delay); A—42,327

Game 4

at **DETROIT (Night)** | Wednesday, October 16

										R	H	E
Boston	0	0	0	0	0	1	1	0	1	3	12	0
Detroit	0	5	0	2	0	0	0	0	x	7	9	0

PEAVY (L), Workman (4), Dempster (6), Morales (7), Doubront (8)

and Saltalamacchia

FISTER (W), Coke (7), Albuquerque (7), Smyly (7), Benoit (9) and Avila

HR—None

T—3:27; A—42,765

Game 5

at **DETROIT (Night)** | Thursday, October 17

										R	H	E
Boston	0	3	1	0	0	0	0	0	0	4	10	0
Detroit	0	0	0	0	1	1	1	0	0	3	10	1

LESTER (W), Tazawa (6), Breslow (7), Uehara (8-SV) and Ross

SANCHEZ (L), Coke (7), Veras (7), Albuquerque (9) and Avila, Pena (5)

HR—Napoli (2)

T—3:47; A—42,669

Game 6

at **BOSTON (Night)** | Saturday, October 19

										R	H	E
Detroit	0	0	0	0	0	2	0	0	0	2	8	1
Boston	0	0	0	0	1	0	4	0	0	5	5	1

SCHERZER (L), Smyly (7), Veras (7), Coke (7), Albuquerque (8) and Avila

Buchholz, Morales (6), Workman (6), TAZAWA (7-W), Breslow (8), Uehara (9-SV)

and Saltalamacchia

HR—Victorino (1)

T—3:52; A—38,823

2013 ALCS Statistics

Batter	AVG	G	AB	R	H	2B	3B	HR	RBI	GW	SH	SF	HB	BB	SO	SB	CS	E
Berry	.000	1	0	0	0	0	0	0	0	0	0	0	0	0	0	1	0	0
Bogaerts	.500	4	6	4	3	3	0	0	0	0	0	0	0	3	1	0	0	0
Carp	.000	3	5	0	0	0	0	0	0	0	0	0	0	0	2	0	0	0
Drew	.050	6	20	0	1	0	0	0	0	0	0	0	0	1	10	0	0	1
Ellsbury	.318	6	22	3	7	1	1	0	3	0	0	0	0	4	6	2	1	0
Gomes	.188	5	16	3	3	1	0	0	0	0	0	0	0	0	7	0	0	0
Middlebrooks	.100	5	10	1	1	1	0	0	0	0	0	0	0	0	5	0	0	0
Napoli	.300	6	20	4	6	2	0	2	2	2	0	0	0	1	11	0	0	0
Nava	.333	2	6	0	2	0	0	0	0	0	0	0	0	1	3	0	0	0
Ortiz	.091	6	22	1	2	0	0	1	4	0	0	0	0	3	4	0	0	0
Pedroia	.273	6	22	1	6	1	0	0	1	0	0	0	0	4	6	1	0	0
Ross	.500	2	4	0	2	1	0	0	1	0	1	0	0	1	1	0	0	0
Saltalamacchia	.188	5	16	0	3	0	0	0	2	1	0	0	0	0	8	0	0	0
Victorino	.125	6	24	2	3	1	0	1	5	1	0	0	2	0	9	1	0	1
Red Sox	.202	6	193	19	39	11	1	4	18	4	1	0	2	18	73	5	1	3
Tigers	.254	6	197	18	50	9	0	2	17	2	2	0	4	18	42	2	0	4

Pitcher	W	L	ERA	G	GS	CG	SHO	SV	IP	H	R	ER	HR	HB	BB	SO	WP
Breslow	0	0	0.00	4	0	0	0	0	3.1	1	0	0	0	0	4	2	0
Buchholz	0	0	5.91	2	2	0	0	0	10.2	12	7	7	2	1	2	10	1
Dempster	0	0	0.00	1	0	0	0	0	1.0	1	0	0	0	0	0	0	0
Doubront	0	0	0.00	2	0	0	0	0	2.1	1	0	0	0	1	2	1	0
Lackey	1	0	0.00	1	1	0	0	0	6.2	4	0	0	0	0	0	8	0
Lester	1	1	2.31	2	2	0	0	0	11.2	13	3	3	0	2	4	7	0
Morales	0	0	0.00	2	0	0	0	0	1.0	2	0	0	0	0	1	0	0
Peavy	0	1	21.00	1	1	0	0	0	3.0	5	7	7	0	0	3	1	0
Tazawa	1	0	3.38	4	0	0	0	0	2.2	4	1	1	0	0	0	1	0
Uehara	1	0	0.00	5	0	0	0	3	6.0	4	0	0	0	0	0	9	0
Workman	0	0	0.00	3	0	0	0	0	4.2	3	0	0	0	0	2	3	0
Red Sox	4	2	3.06	6	6	0	1	3	53.0	50	18	18	2	4	18	42	1
Tigers	2	4	2.77	6	6	0	1	1	52.0	39	19	16	4	2	18	73	6

Red Sox in the Postseason, Continued

2013 World Series

(Red Sox 4, Cardinals 2)

Game 1 at BOSTON (Night) | Wednesday, October 23

	R	H	E
St. Louis	0	0	3
Boston	3	2	1

WAINWRIGHT (L), Axford (6), Choate (7), Maness (7), Siegrist (7), Martinez (8) and Molina
LESTER (W), Tazawa (8), Dempster (9) and Ross
HR—Ortiz (1), Holliday (1)
T—3:17; A—38,345

Game 2 at BOSTON (Night) | Thursday, October 24

	R	H	E
St. Louis	0	0	7
Boston	0	0	2

WACHA (W), Martinez (7), Rosenthal (9-SV) and Molina
LACKEY (L), Breslow (7), Tazawa (7), Workman (8), Uehara (9) and Saltalamacchia
HR—Ortiz (2)
T—3:05; A—38,436

Game 3 at ST. LOUIS (Night) | Saturday, October 26

	R	H	E
Boston	0	0	6
St. Louis	2	0	12

Peavy, Doubront (5), Breslow (7), Tazawa (7), WORKMAN (8-L), Uehara (9) and Saltalamacchia
Kelly, Choate (6), Maness (6), Siegrist (7), Martinez (8), ROSENTHAL (8-W) and Molina
HR—None
T—3:54; A—47,432

Game 4 at ST. LOUIS (Night) | Sunday, October 27

	R	H	E
Boston	0	0	4
St. Louis	0	0	2

Buchholz, DOUBRONT (5-W), Breslow (7), Tazawa (7), Lackey (8), Uehara (9-SV) and Ross
LYNN (L), Maness (6), Choate (7), Siegrist (8), Axford (8) and Molina
HR—Gomes (1)
T—3:34; A—47,469

Game 5 at ST. LOUIS (Night) | Monday, October 28

	R	H	E
Boston	1	0	3
St. Louis	0	0	1

LESTER (W), Uehara (8-SV) and Ross
WAINWRIGHT (L), Martinez (8), Rosenthal (9) and Molina
HR—Holliday (2)
T—2:52; A—47,436

Game 6 at BOSTON (Night) | Wednesday, October 30

	R	H	E
St. Louis	0	0	1
Boston	0	0	6

WACHA (L), Lynn (4), Maness (4), Siegrist (5), Martinez (6), Choate (8), Rosenthal (8) and Molina
LACKEY (W), Tazawa (7), Workman (8), Uehara (9) and Ross
HR—Drew (1)
T—3:15; A—38,447

2013 World Series Statistics

Batter	AVG	G	AB	R	H	2B	3B	HR	RBI	GW	SH	SF	HB	BB	SO	SB	CS	E
Berry	.000	1	0	0	0	0	0	0	0	0	0	0	0	0	1	0	0	0
Bogaerts	.238	6	21	2	5	0	1	0	2	0	0	1	0	1	8	0	0	1
Carp	.000	2	2	0	0	0	0	0	1	0	0	0	0	0	0	0	0	0
Drew	.158	6	19	3	3	0	0	1	2	0	0	1	0	1	7	0	0	0
Ellsbury	.250	6	24	4	6	1	0	0	1	0	0	0	0	2	6	0	0	2
Gomes	.118	6	17	2	2	0	0	1	3	1	0	0	1	3	4	0	0	1
Middlebrooks	.000	1	2	0	0	0	0	0	0	0	0	0	0	0	1	0	0	1
Napoli	.154	5	13	0	2	1	0	0	4	1	0	0	0	1	6	0	0	0
Nava	.143	5	14	1	2	1	0	0	2	0	0	0	0	0	4	0	0	0
Ortiz	.688	6	16	7	11	2	0	2	6	0	0	1	0	8	1	0	0	0
Pedroia	.208	6	24	5	5	2	0	0	1	0	0	0	0	1	4	0	0	1
Ross	.188	4	16	1	3	1	0	0	1	1	0	0	0	0	8	0	0	0
Saltalamacchia	.000	2	6	0	0	0	0	0	0	0	0	0	0	2	4	0	0	1
Victorino	.154	4	13	2	2	1	0	0	4	1	0	0	1	2	2	0	0	0
Buchholz	.000	1	1	0	0	0	0	0	0	0	0	0	0	0	1	0	0	0
Doubront	.000	2	1	0	0	0	0	0	0	0	0	0	0	0	1	0	0	0
Lester	.000	2	3	0	0	0	0	0	0	0	0	0	0	0	1	0	0	0
Peavy	.000	1	1	0	0	0	0	0	0	0	0	0	0	0	0	0	0	0
Workman	.000	3	1	0	0	0	0	0	0	0	0	0	0	0	1	0	0	0
Red Sox	.211	6	194	27	41	9	1	4	27	4	0	3	2	21	59	1	0	8
Cardinals	.224	6	201	14	45	7	1	2	12	0	2	1	1	13	43	3	0	5

Pitcher	W	L	ERA	G	GS	CG	SHO	SV	IP	H	R	ER	HR	HB	BB	SO	WP
Breslow	0	0	54.00	3	0	0	0	0	0	1	3	2	0	1	2	0	0
Buchholz	0	0	0.00	1	1	0	0	0	4.0	3	1	0	0	0	3	2	1
Dempster	0	0	9.00	1	0	0	0	0	1.0	2	1	1	1	0	0	1	0
Doubront	1	0	1.93	2	0	0	0	0	4.2	2	1	1	0	0	1	3	0
Lackey	1	1	2.57	3	2	0	0	0	14.0	14	4	4	0	0	3	11	3
Lester	2	0	0.59	2	2	0	0	0	15.1	9	1	1	1	0	1	15	0
Peavy	0	0	4.50	1	1	0	0	0	4.0	6	2	2	0	0	1	4	0
Tazawa	0	0	0.00	5	0	0	0	0	2.1	1	0	0	0	0	1	3	0
Uehara	0	0	0.00	5	0	0	0	2	4.2	2	0	0	0	0	0	3	0
Workman	0	1	0.00	3	0	0	0	0	3.1	3	1	0	0	0	1	1	0
Red Sox	4	2	1.84	6	6	0	0	2	53.2	45	14	11	2	1	13	43	4
Cardinals	2	4	3.98	6	6	0	0	1	52.0	41	27	23	4	2	21	59	1

Red Sox in the
Postseason



Red Sox in the Postseason, Continued

2009 American League Division Series

(Angels 3, Red Sox 0)

Game 1

at **ANAHEIM (Night)** | Thursday, October 8

	R	H	E
Boston	0	4	3
Los Angeles	5	7	1

LESTER (L), Ramirez (7), Saito (7), Bard (8) and Martinez

LACKEY (W), Oliver (8), and Napoli

HR—Hunter (1)

T—3:09; A—45,070

Game 2

at **ANAHEIM (Night)** | Friday, October 9

	R	H	E
Boston	1	4	0
Los Angeles	4	6	0

BECKETT (L), Wagner (7), Papelbon (8), and Martinez

WEAVER (W), Oliver (8), Jepsen (8), Fuentes (9-SV) and Napoli

HR—None

T—3:11; A—45,223

Game 3

at **BOSTON (Day)** | Sunday, October 11

	R	H	E
Los Angeles	2	3	7
Boston	1	6	7

Kazmir, Bulger (7), Jepsen (8), OLIVER (8-W), Fuentes (9-SV) and Napoli, Mathis (9)

Buchholz, Bard (6), Wagner (8), PAPELBON (8-L), Okajima (9) and Martinez

HR—Morales (1), Drew (1)

T—3:49; A—38,704

2009 ALDS Statistics

Batter	AVG	G	AB	R	H	2B	3B	HR	RBI	GW	SH	SF	HB	BB	SO	SB	CS	E
Anderson	—	1	0	0	0	0	0	0	0	0	0	0	0	0	0	0	0	0
Bay	.125	3	8	0	1	0	0	0	0	0	0	0	0	3	3	0	0	1
Drew	.222	3	9	1	2	0	0	1	2	0	0	0	0	1	1	0	0	0
Ellsbury	.250	3	12	2	3	0	1	0	0	0	0	0	0	0	2	0	0	0
Gathright	—	1	0	1	0	0	0	0	0	0	0	0	0	0	0	1	0	0
Gonzalez	.167	3	6	1	1	0	0	0	0	0	0	0	0	1	1	0	0	1
Kotchman	.000	3	1	0	0	0	0	0	0	0	0	0	0	0	0	0	0	0
Lowell	.200	3	10	1	2	0	0	0	1	0	0	0	0	1	0	0	0	1
Lowrie	.000	3	2	0	0	0	0	0	0	0	0	0	0	0	1	0	0	0
Martinez	.182	3	11	0	2	0	0	0	2	0	0	0	0	1	2	0	0	0
Ortiz	.083	3	12	0	1	0	0	0	0	0	0	0	0	4	0	0	0	0
Pedroia	.167	3	12	1	2	1	0	0	2	0	0	0	0	1	0	0	0	0
Varitek	—	0	0	0	0	0	0	0	0	0	0	0	0	0	0	0	0	0
Youkilis	.083	3	12	0	1	1	0	0	0	0	0	0	0	0	2	0	0	1
Red Sox	.158	3	95	7	15	2	1	1	7	0	0	0	0	8	16	1	0	4
Angels	.258	3	93	16	24	6	1	2	14	3	2	1	3	10	18	3	1	1

Pitcher	W	L	ERA	G	GS	CG	SHO	SV	IP	H	R	ER	HR	HB	BB	SO	WP
Bard	0	0	0.00	2	0	0	0	0	3.0	0	0	0	0	0	0	4	0
Beckett	0	1	5.40	1	1	0	0	0	6.2	5	4	4	0	1	1	3	0
Buchholz	0	0	3.60	1	1	0	0	0	5.0	6	2	2	1	1	1	3	0
Byrd	0	0	—	0	0	0	0	0	0.0	0	0	0	0	0	0	0	0
Lester	0	1	4.50	1	1	0	0	0	6.0	4	3	3	1	0	4	5	0
Matsuzaka	0	0	—	0	0	0	0	0	0.0	0	0	0	0	0	0	0	0
Okajima	0	0	0.00	1	0	0	0	0	0.1	0	0	0	0	0	0	0	0
Papelbon	0	1	13.50	2	0	0	0	0	2.0	4	3	3	0	0	2	1	0
Ramirez	0	0	—	1	0	0	0	0	0.0	1	2	2	0	1	1	0	0
Saito	0	0	0.00	1	0	0	0	0	1.0	2	0	0	0	0	0	0	0
Wagner	0	0	18.00	2	0	0	0	0	1.0	2	2	2	0	0	1	2	0
Red Sox	0	3	5.76	3	3	0	0	0	25.0	24	16	16	2	3	10	18	0
Angels	3	0	2.33	3	3	0	1	2	27.0	15	7	7	1	0	8	16	1

Red Sox in the Postseason, Continued

2008 American League Division Series

(Red Sox 3, Angels 1)

Game 1

at ANAHEIM (Night) | Wednesday, October 1

										R	H	E
Boston	0	0	0	0	0	2	0	0	2	4	8	1
Los Angeles	0	0	1	0	0	0	0	0	0	1	9	1

LESTER (W), Masterson (8), Papelbon (9-SV) and Varitek
LACKEY (L), Oliver (7), Shields (8), Arredondo (9) and Napoli
HR—Bay (1)
T—3:14; A—44,996

Game 2

at ANAHEIM (Night) | Friday, October 3

										R	H	E
Boston	4	0	0	1	0	0	0	0	2	7	14	0
Los Angeles	1	0	0	1	1	0	1	1	0	5	11	2

Matsuzaka, Okajima (6), Masterson (7), PAPELTON (8-W) and Varitek
Santana, Arredondo (6), Shields (8), RODRIGUEZ (8-L) and Mathis, Napoli (6)
HR—Bay (2), Drew (1)
T—3:51; A—45,354

Game 3

at BOSTON (Night) | Sunday, October 5

											R	H	E
Los Angeles	1	0	2	0	1	0	0	0	0	0	1	5	16
Boston	0	3	0	0	1	0	0	0	0	0	0	4	7

Saunders, Arredondo (5), Oliver (7), Shields (7), Rodriguez (10), WEAVER (11-W)
and Napoli
Beckett, Delcarmen (6), Okajima (7), Masterson (8), Papelbon (10), LOPEZ (12-L)
and Varitek, Cash (10), Ross (12)
HR—Napoli 2 (2)
T—5:19; A—39,067

Game 4

at BOSTON (Night) | Monday, October 6

											R	H	E
Los Angeles	0	0	0	0	0	0	0	0	2	0	2	6	1
Boston	0	0	0	0	2	0	0	0	0	1	3	9	0

Lackey, SHIELDS (8-L) and Napoli
Lester, Okajima (8), Masterson (8), DELCARMEN (9-W) and Varitek
HR—None
T—2:50; A—38,785

2008 ALDS Statistics

Batter	AVG	G	AB	R	H	2B	3B	HR	RBI	GW	SH	SF	HB	BB	SO	SB	CS	E
Bay	.412	4	17	3	7	2	0	2	5	1	0	0	0	2	4	0	0	0
Casey	—	0	0	0	0	0	0	0	0	0	0	0	0	0	0	0	0	0
Cash	—	1	0	0	0	0	0	0	0	0	0	0	0	0	0	0	0	0
Cora	.250	2	4	1	1	1	0	0	0	0	0	0	0	1	1	0	0	0
Crisp	.250	2	4	2	1	0	0	0	0	0	0	0	0	1	0	1	0	0
Drew	.286	4	14	2	4	1	0	1	3	1	0	0	0	0	4	0	0	0
Ellsbury	.333	4	18	2	6	3	0	0	6	0	0	0	0	2	2	3	1	0
Kotsay	.300	3	10	1	3	0	0	0	0	0	0	0	0	0	1	0	0	0
Lowell	.000	2	8	0	0	0	0	0	0	0	0	0	0	1	3	0	0	0
Lowrie	.364	3	11	2	4	0	0	0	1	1	0	0	1	1	3	0	0	1
Ortiz	.235	4	17	1	4	1	0	0	1	0	0	0	0	3	4	0	0	0
Pedroia	.059	4	17	0	1	1	0	0	1	0	0	0	1	2	2	0	0	0
Ross	—	1	0	0	0	0	0	0	0	0	0	0	0	0	0	0	0	0
Varitek	.214	4	14	2	3	0	0	0	0	0	1	0	0	0	1	0	0	0
Velazquez	—	0	0	0	0	0	0	0	0	0	0	0	0	0	0	0	0	0
Youkilis	.222	4	18	2	4	1	0	0	1	0	0	0	0	2	3	0	0	0
Red Sox	.250	4	152	18	38	10	0	3	18	3	1	0	2	15	28	4	1	1
Angels	.273	4	154	13	42	3	1	2	13	1	2	1	1	15	34	2	1	4

Pitcher	W	L	ERA	G	GS	CG	SHO	SV	IP	H	R	ER	HR	HB	BB	SO	WP
Beckett	0	0	7.20	1	1	0	0	0	5.0	9	4	4	2	0	4	6	0
Byrd	0	0	—	0	0	0	0	0	0.0	0	0	0	0	0	0	0	0
Delcarmen	1	0	0.00	2	0	0	0	0	2.1	1	0	0	0	1	0	1	0
Lester	1	0	0.00	2	2	0	0	0	14.0	10	1	0	0	0	3	11	0
Lopez	0	1	9.00	1	0	0	0	0	1.0	3	1	1	0	0	0	1	0
Masterson	0	0	2.25	4	0	0	0	0	4.0	6	2	1	0	0	3	3	0
Matsuzaka	0	0	5.40	1	1	0	0	0	5.0	8	3	3	0	0	3	5	0
Okajima	0	0	6.75	3	0	0	0	0	2.2	3	2	2	0	0	1	0	0
Papelbon	1	0	0.00	3	0	0	0	1	5.0	2	0	0	0	0	1	7	0
Wakefield	0	0	—	0	0	0	0	0	0.0	0	0	0	0	0	0	0	0
Red Sox	3	1	2.54	4	4	0	0	1	39.0	42	13	11	2	1	15	34	0
Angels	1	3	4.19	4	4	0	0	0	38.2	38	18	18	3	2	15	28	0

Red Sox in the
Postseason



Red Sox in the Postseason, Continued

2008 American League Championship Series

(Rays 4, Red Sox 3)

Game 1 at TAMPA BAY (Night) | Friday, October 10

	R	H	E
Boston	0	0	0
Tampa Bay	0	0	0

MATSUZAKA (W), Okajima (8), Masterson (8), Papelbon (9-SV) and Varitek
SHIELDS (L), Howell (8), Balfour (8), Price (9) and Navarro
HR—None
T—3:25; A—35,001

Game 2 at TAMPA BAY (Night) | Saturday, October 11

	R	H	E
Boston	2	0	1
Tampa Bay	2	0	2

Beckett, Lopez (5), Delcarmen (5), Okajima (7), Masterson (9), Papelbon (9),
TIMLIN (11-L) and Varitek, Cash (9)
Kazmir, Balfour (5), Howell (5), Bradford (6), Miller (8), Wheeler (8), PRICE (11-W)
and Navarro
HR—Longoria (1), Pedraia (2), Upton (1), Floyd (1), Youkilis (1), Bay (1)
T—5:27; A—34,904

Game 3 at BOSTON (Day) | Monday, October 13

	R	H	E
Tampa Bay	0	1	4
Boston	0	0	0

GARZA (W), Howell (7), Jackson (9) and Navarro
LESTER (L), Byrd (6) and Varitek
HR—Upton (2), Longoria (2), Baldelli (1), Pena (1)
T—3:23; A—38,031

Game 4 at BOSTON (Night) | Tuesday, October 14

	R	H	E
Tampa Bay	3	0	2
Boston	0	0	1

SONNASTINE (W), Miller (8), Jackson (8) and Navarro
WAKEFIELD (L), Masterson (3), Delcarmen (6), Lopez (6), Timlin (8) and Cash
HR—Pena (2), Longoria (3), Aybar (1), Cash (1)
T—3:07; A—38,133

Game 5 at BOSTON (Night) | Thursday, October 16

	R	H	E
Tampa Bay	2	0	3
Boston	0	0	0

Kazmir, Balfour (7), Wheeler (7), HOWELL (9-L) and Navarro
Matsuzaka, Okajima (5), Delcarmen (7), Papelbon (7),
MASTERSON (9-W) and Varitek, Cash (9)
HR—Upton (3), Pena (3), Longoria (4), Ortiz (1), Drew (1)
T—4:08; A—38,437

Game 6 at TAMPA BAY (Night) | Saturday, October 18

	R	H	E
Boston	0	1	1
Tampa Bay	1	0	0

BECKETT (W), Okajima (6), Masterson (8), Papelbon (9-SV) and Varitek
SHIELDS (L), Howell (6), Balfour (7), Bradford (8), Miller (9) and Navarro
HR—Upton (4), Youkilis (2), Bartlett (1), Varitek (1)
T—3:48; A—40,947

Game 7 at TAMPA BAY (Night) | Sunday, October 19

	R	H	E
Boston	1	0	0
Tampa Bay	0	0	1

LESTER (L), Okajima (8) and Varitek
GARZA (W), Wheeler (8), Howell (8), Bradford (8), Price (8-SV) and Navarro
HR—Pedraia (3), Aybar (2)
T—3:31; A—40,473

2008 ALCS Statistics

Batter	AVG	G	AB	R	H	2B	3B	HR	RBI	GW	SH	SF	HB	BB	SO	SB	CS	E
Bay	.292	7	24	3	7	1	0	1	4	0	0	0	1	7	8	0	0	0
Casey	.000	2	2	0	0	0	0	0	0	0	0	0	0	2	0	0	0	0
Cash	.333	3	3	1	1	0	0	1	1	0	0	0	0	0	1	0	0	0
Cora	.143	2	7	0	1	0	0	0	0	0	0	0	0	0	1	0	0	0
Crisp	.450	5	20	2	9	2	0	0	1	0	0	0	0	4	3	0	0	0
Drew	.250	7	24	1	6	1	0	1	3	1	0	0	1	4	6	0	0	0
Ellsbury	.000	4	14	0	0	0	0	0	1	0	0	1	0	1	3	0	0	0
Kotsay	.233	7	30	1	7	3	0	0	0	0	0	0	0	0	4	0	0	0
Lowrie	.111	6	18	2	2	1	0	0	1	1	0	1	0	4	4	0	0	0
Ortiz	.154	7	26	3	4	1	1	1	4	0	0	0	0	6	9	0	0	0
Pedroia	.346	7	26	9	9	1	0	3	5	0	0	0	1	5	3	2	1	0
Ross	—	0	0	0	0	0	0	0	0	0	0	0	0	0	0	0	0	0
Varitek	.050	6	20	2	1	0	0	1	1	1	0	0	1	2	8	0	0	0
Youkilis	.333	7	30	4	10	3	0	2	6	0	0	0	0	2	4	0	0	0
Red Sox	.234	7	244	28	57	13	1	10	27	3	0	2	4	35	56	2	1	0
Rays	.252	7	242	43	61	10	2	16	43	4	0	1	2	25	57	10	1	0

Pitcher	W	L	ERA	G	GS	CG	SHO	SV	IP	H	R	ER	HR	HB	BB	SO	WP
Beckett	1	0	9.64	2	2	0	0	0	9.1	13	10	10	5	1	2	8	0
Byrd	0	0	10.80	1	0	0	0	0	3.1	5	4	4	2	0	0	2	0
Delcarmen	0	0	31.50	3	0	0	0	0	2.0	3	7	7	0	0	5	2	0
Lester	0	2	4.97	2	2	0	0	0	12.2	14	8	7	3	0	2	15	0
Lopez	0	0	0.00	2	0	0	0	0	1.2	3	0	0	0	0	0	0	0
Masterson	1	0	1.59	5	0	0	0	0	5.2	4	1	1	0	1	2	6	0
Matsuzaka	1	0	4.09	2	2	0	0	0	11.0	9	5	5	3	0	6	11	1
Okajima	0	0	0.00	5	0	0	0	0	7.1	1	0	0	0	0	1	5	0
Papelbon	0	0	0.00	4	0	0	0	2	5.1	1	0	0	0	0	1	6	0
Timlin	0	1	10.13	2	0	0	0	0	2.2	2	3	3	0	0	4	0	0
Wakefield	0	1	16.88	1	1	0	0	0	2.2	6	5	5	3	0	2	2	0
Red Sox	3	4	5.94	7	7	0	1	2	63.2	61	43	42	16	2	25	57	1
Rays	4	3	3.62	7	7	0	0	1	64.2	57	28	26	10	4	35	56	2

Red Sox in the Postseason, Continued

2007 American League Division Series

(Red Sox 3, Angels 0)

Game 1

at **BOSTON (Night)** | Wednesday, October 3

	R	H	E
Los Angeles	0	4	0
Boston	1	9	0

LACKEY (L), Santana (7) and Napoli, Mathis (8)

BECKETT (W) and Varitek

HR—Youkilis (1), Ortiz (1)

T—2:27; A—37,597

Game 2

at **BOSTON (Night)** | Friday, October 5

	R	H	E
Los Angeles	0	3	7
Boston	2	6	1

Escobar, Shields (6), SPEIER (8-L), Rodriguez (9) and Mathis, Napoli (8)

Matsuzaka, Lopez (5), Delcarmen (6), Okajima (7), PAPELBON (8-W) and Varitek

HR—Ramirez (1)

T—4:05; A—37,706

Game 3

at **ANAHEIM (Day)** | Sunday, October 7

	R	H	E
Boston	0	9	10
Los Angeles	0	1	8

SCHILLING (W), Okajima (8), Gagne (9) and Varitek

WEAVER (L), Shields (6), Speier (8), Oliver (8), Moseley (9) and Napoli

HR—Ortiz (2), Ramirez (2)

T—3:29; A—45,262

2007 ALDS Statistics

Batter	AVG	G	AB	R	H	2B	3B	HR	RBI	GW	SH	SF	HB	BB	SO	SB	CS	E
Cash	.000	0	0	0	0	0	0	0	0	0	0	0	0	0	0	0	0	0
Cora	.000	0	0	0	0	0	0	0	0	0	0	0	0	0	0	0	0	0
Crisp	.200	3	10	0	2	0	0	0	2	0	0	0	0	1	3	1	0	0
Drew	.182	3	11	1	2	0	0	0	3	0	0	0	0	0	1	0	0	0
Ellsbury	.000	2	1	1	0	0	0	0	0	0	0	0	0	0	0	0	0	0
Hinske	.000	1	1	0	0	0	0	0	0	0	0	0	0	0	1	0	0	0
Kielty	.000	0	0	0	0	0	0	0	0	0	0	0	0	0	0	0	0	0
Lowell	.333	3	9	1	3	2	0	0	3	0	0	1	0	1	0	0	0	1
Lugo	.300	3	10	2	3	0	0	0	0	0	0	0	0	1	4	1	1	0
Mirabelli	.000	0	0	0	0	0	0	0	0	0	0	0	0	0	0	0	0	0
Ortiz	.714	3	7	5	5	0	0	2	3	1	0	0	0	6	1	0	0	0
Pedroia	.154	3	13	2	2	2	0	0	1	0	0	0	0	1	2	0	0	0
Ramirez	.375	3	8	3	3	0	0	2	4	1	0	0	0	5	2	0	0	0
Varitek	.182	3	11	1	2	1	0	0	1	0	0	0	0	0	4	0	0	0
Youkilis	.250	3	12	3	3	1	0	1	2	1	0	1	0	1	4	0	0	0
Red Sox	.269	3	93	19	25	6	0	5	19	3	0	2	0	16	22	2	1	1
Angels	.192	3	99	4	19	6	0	0	4	0	0	1	1	7	20	5	0	0
Pitcher	W	L	ERA	G	GS	CG	SHO	SV	IP	H	R	ER	HR	HB	BB	SO	WP	
Beckett	1	0	0.00	1	1	1	1	0	9.0	4	0	0	0	0	0	8	1	
Delcarmen	0	0	0.00	1	0	0	0	0	1.1	0	0	0	0	0	1	0	1	0
Gagne	0	0	9.00	1	0	0	0	0	1.0	1	1	1	0	0	0	1	1	
Lester	0	0	—	0	0	0	0	0	0.0	0	0	0	0	0	0	0	0	0
Lopez	0	0	0.00	1	0	0	0	0	0.1	0	0	0	0	0	0	0	0	0
Matsuzaka	0	0	5.79	1	1	0	0	0	4.2	7	3	3	0	0	3	3	1	
Okajima	0	0	0.00	2	0	0	0	0	2.1	1	0	0	0	0	1	2	0	0
Papelbon	1	0	0.00	1	0	0	0	0	1.1	0	0	0	0	0	2	1	0	0
Schilling	1	0	0.00	1	1	0	0	0	7.0	6	0	0	0	0	1	4	0	0
Timlin	0	0	—	0	0	0	0	0	0.0	0	0	0	0	0	0	0	0	0
Red Sox	3	0	1.33	3	3	1	1	0	27.0	19	4	4	0	1	7	20	3	
Angels	0	3	6.66	3	3	0	0	0	25.2	25	19	19	5	0	16	22	1	

Red Sox in the
Postseason



Red Sox in the Postseason, Continued

2007 American League Championship Series

(Red Sox 4, Indians 3)

Game 1

at **BOSTON (Night)** | Friday, October 12

										R	H	E
Cleveland	1	0	0	0	0	1	0	1	0	3	8	0
Boston	1	0	4	0	3	2	0	0	x	10	12	0

SABATHIA (L), Lewis (5), Fultz (6), Mastny (6), Borowski (8) and Martinez
BECKETT (W), Timlin (7), Lopez (8), Gagne (9) and Varitek
HR—Hafner (1)
T—3:35; A—36,986

Game 2

at **BOSTON (Night)** | Saturday, October 13

										R	H	E
Cleveland	1	0	0	3	1	1	0	0	0	7	13	17
Boston	0	0	3	0	3	0	0	0	0	6	10	0

Carmona, Perez (5), Lewis (5), Betancourt (7), MASTNY (10-W), Borowski (11) and Martinez
Schilling, Delcarmen (5), Okajima (6), Timlin (8), Papelbon (9), GAGNE (11-L), Lopez, Lester and Varitek
HR—Peralta (1), Sizemore (1), Ramirez (1), Lowell (1), Gutierrez (1)
T—5:14; A—37,051

Game 3

at **CLEVELAND (Night)** | Monday, October 15

										R	H	E
Boston	0	0	0	0	0	0	2	0	0	2	7	0
Cleveland	0	2	0	0	2	0	0	0	x	4	6	1

MATSUZAKA (L), Timlin (5), Okajima (7), Delcarmen (8) and Varitek
WESTBROOK (W), Lewis (7), Betancourt (8), Borowski (9-SV) and Martinez
HR—Lofton (1), Varitek (1)
T—3:28; A—44,402

Game 4

at **CLEVELAND (Night)** | Tuesday, October 16

										R	H	E
Boston	0	0	0	0	0	3	0	0	0	3	8	1
Cleveland	0	0	0	0	7	0	0	0	x	7	9	0

WAKEFIELD (L), Delcarmen (5), Lester (6) and Mirabelli, Varitek (6)
BYRD (W), Lewis (6), Betancourt (8) and Shoppach
HR—Blake (1), Peralta (2), Youkilis (1), Ortiz (1), Ramirez (2)T—3:12; A—44,008

Game 5

at **CLEVELAND (Night)** | Thursday, October 18

										R	H	E
Boston	1	0	1	0	0	0	2	3	0	7	12	1
Cleveland	1	0	0	0	0	0	0	0	0	1	6	1

BECKETT (W), Papelbon (9) and Varitek
SABATHIA (L), Betancourt (7), Perez (8), Mastny (8) and Martinez
HR—Youkilis (2)
T—3:46; A—44,588

Game 6

at **BOSTON (Night)** | Saturday, October 20

										R	H	E
Cleveland	0	1	0	0	0	0	0	1	0	2	6	1
Boston	4	0	6	0	0	0	0	2	x	12	13	0

CARMONA (L), Perez (3), Laffey (3), Borowski (8) and Martinez
SCHILLING (W), Lopez (8), Gagne (9) and Varitek
HR—Drew (1)
T—3:09; A—37,163

Game 7

at **BOSTON (Night)** | Sunday, October 21

										R	H	E
Cleveland	0	0	0	1	1	0	0	0	0	2	10	1
Boston	1	1	1	0	0	0	2	6	x	11	15	1

WESTBROOK (L), Betancourt (7), Lewis (8) and Martinez
MATSUZAKA (W), Okajima (6), Papelbon (8) and Varitek
HR—Pedroia (1), Youkilis (3)
T—3:33; A—37,165

2007 ALCS Statistics

Batter	AVG	G	AB	R	H	2B	3B	HR	RBI	GW	SH	SF	HB	BB	SO	SB	CS	E
Cash	—	0	0	0	0	0	0	0	0	0	0	0	0	0	0	0	0	0
Cora	—	2	0	0	0	0	0	0	0	0	0	0	0	0	0	0	0	0
Crisp	.143	7	21	2	3	1	0	0	0	0	0	0	0	0	6	1	0	0
Drew	.360	7	25	5	9	1	0	1	6	1	0	0	0	1	0	0	0	0
Ellsbury	.250	5	8	3	2	0	0	0	1	0	0	0	0	1	1	1	0	0
Hinske	—	1	0	1	0	0	0	0	0	0	0	0	0	0	0	0	0	0
Kielty	.400	2	5	1	2	0	0	0	2	0	0	0	0	1	2	0	0	0
Lowell	.333	7	27	3	9	2	0	1	8	0	0	2	1	2	3	0	0	0
Lugo	.200	7	25	3	5	2	0	0	2	0	1	0	0	1	5	0	0	1
Mirabelli	.000	1	2	0	0	0	0	0	0	0	0	0	0	0	1	0	0	0
Ortiz	.292	7	24	7	7	3	0	1	3	0	0	2	1	6	5	0	0	0
Pedroia	.345	7	29	8	10	3	0	1	5	0	1	0	0	3	5	0	0	0
Ramirez	.409	7	22	5	9	1	0	2	10	3	0	1	0	9	5	0	0	0
Varitek	.269	7	26	3	7	3	0	1	4	0	0	0	1	2	5	0	0	0
Youkilis	.500	7	28	10	14	1	1	3	7	0	0	0	0	5	3	0	0	1
Red Sox	.318	7	242	51	77	17	1	10	48	4	2	5	3	31	43	2	14	3
Indians	.254	7	244	32	62	12	1	8	30	3	0	3	2	16	63	3	0	4

Pitcher	W	L	ERA	G	GS	CG	SHO	SV	IP	H	R	ER	HR	HB	BB	SO	WP
Beckett	2	0	1.93	2	2	0	0	0	14.0	9	3	3	1	1	1	18	1
Delcarmen	0	0	16.20	3	0	0	0	0	1.2	4	3	3	1	0	2	3	0
Gagne	0	1	7.71	3	0	0	0	0	2.1	3	2	2	0	0	2	4	0
Lester	0	0	4.91	2	0	0	0	0	3.2	3	2	2	1	0	1	5	0
Lopez	0	0	18.00	3	0	0	0	0	2.0	3	4	4	0	0	2	0	1
Matsuzaka	1	1	5.59	2	2	0	0	0	9.2	12	6	6	1	0	2	9	2
Okajima	0	0	0.00	3	0	0	0	0	5.0	4	0	0	0	0	2	3	0
Papelbon	0	0	0.00	3	0	0	0	1	5.0	3	0	0	0	0	2	3	0
Schilling	1	0	5.40	2	2	0	0	0	11.2	15	7	7	3	0	0	8	0
Timlin	0	0	0.00	3	0	0	0	0	3.1	1	0	0	0	0	0	3	0
Wakefield	0	1	9.64	1	1	0	0	0	4.2	5	5	5	1	1	2	7	0
Red Sox	4	3	4.57	7	7	0	0	1	63.0	62	32	32	8	2	16	63	4
Indians	3	4	6.82	7	7	0	0	1	62.0	77	51	47	10	3	31	43	1

Red Sox in the Postseason, Continued

2007 World Series

(Red Sox 4, Rockies 0)

Game 1

at **BOSTON (Night)** | Wednesday, October 24

										R	H	E
Colorado	0	1	0	0	0	0	0	0	0	1	6	0
Boston	3	1	0	2	7	0	0	0	x	13	17	0

FRANCIS (L), Morales (5), Speier (5), Herges (5), Affeldt (7), Hawkins (8) and Torrealba
 BECKETT (W), Timlin (8), Gagne (9) and Varitek
 HR—Pedroia (1)
 T—3:30; A—36,733

Game 2

at **BOSTON (Night)** | Thursday, October 25

										R	H	E
Colorado	1	0	0	0	0	0	0	0	0	1	5	0
Boston	0	0	0	1	1	0	0	0	x	2	6	1

JIMENEZ (L), Affeldt (5), Herges (5), Fuentes (6), Corpas (8) and Torrealba
 Schilling (W), Okajima (6), Papelbon (8-SV) and Varitek
 HR—None
 T—3:39; A—36,730

Game 3

at **COLORADO (Night)** | Saturday, October 27

										R	H	E
Boston	0	0	6	0	0	0	0	3	1	10	15	1
Colorado	0	0	0	0	0	2	3	0	0	5	11	0

Matsuzaka (W), Lopez (6), Timlin (6), Okajima (7), Delcarmen (8), Papelbon (8-SV) and Varitek
 Fogg (L), Morales (3), Affeldt (6), Herges (7), Fuentes (8), Hawkins (9) and Torrealba
 HR—Holliday (1)
 T—4:19; A—49,983

Game 4

at **COLORADO (Night)** | Sunday, October 28

										R	H	E
Boston	1	0	0	0	1	0	1	1	0	4	9	0
Colorado	0	0	0	0	0	0	1	2	0	3	7	0

Lester (W), Delcarmen (6), Timlin (7), Okajima (8), Papelbon (8-SV) and Varitek
 Cook (L), Affeldt (7), Fuentes (8), Corpas (8) and Torrealba
 HR—Lowell (1), Kieley (1), Hawpe (1), Atkins (1)
 T—3:35; A—50,041

2007 World Series Statistics

Batter	AVG	G	AB	R	H	2B	3B	HR	RBI	GW	SH	SF	HB	BB	SO	SB	CS	E
Cash	.000	0	0	0	0	0	0	0	0	0	0	0	0	0	0	0	0	0
Cora	.000	2	0	0	0	0	0	0	0	0	1	0	0	0	0	0	0	0
Crisp	.500	3	2	1	1	0	0	0	0	0	0	0	0	0	0	0	0	0
Drew	.333	4	15	1	5	2	0	0	2	0	0	0	1	1	3	0	0	1
Ellsbury	.438	4	16	4	7	4	0	0	3	0	0	0	0	2	2	1	0	0
Hinske	.000	1	1	0	0	0	0	0	0	0	0	0	0	0	1	0	0	0
Kieley	1.000	1	1	1	1	0	0	1	1	0	0	0	0	0	0	0	0	0
Lowell	.400	4	15	6	6	3	0	1	4	1	0	0	0	3	1	1	0	1
Lugo	.385	4	13	2	5	1	0	0	1	0	1	0	0	3	0	0	0	0
Mirabeli	.000	0	0	0	0	0	0	0	0	0	0	0	0	0	0	0	0	0
Ortiz	.333	4	15	4	5	3	0	0	4	2	0	0	0	2	3	0	0	0
Pedroia	.278	4	18	2	5	1	0	1	4	1	0	0	0	2	0	0	0	0
Ramirez	.250	4	16	3	4	1	0	0	2	0	0	0	0	2	2	0	0	0
Varitek	.333	4	15	2	5	1	0	0	5	0	0	2	0	1	5	0	0	0
Youkilis	.222	4	9	3	2	2	0	0	1	0	0	0	0	3	1	0	0	0
Lester	.000	1	2	0	0	0	0	0	0	0	0	0	0	0	1	0	0	0
Matsuzaka	.333	1	3	0	1	0	0	0	20	0	0	0	0	0	1	0	0	0
Red Sox	.333	4	141	29	47	18	0	3	29	4	2	2	1	19	20	2	0	2
Rockies	.218	4	133	10	29	6	1	3	10	0	1	0	2	10	36	1	0	0
Pitcher	W	L	ERA	G	GS	CG	SHO	SV	IP	H	R	ER	HR	HB	BB	SO	WP	
Beckett	1	0	1.29	1	1	0	0	0	0	7.0	6	1	1	0	0	1	9	0
Delcarmen	0	0	6.75	2	0	0	0	0	1.1	3	1	1	1	0	0	1	1	0
Gagne	0	0	0.00	1	0	0	0	0	1.0	0	0	0	0	0	0	1	0	0
Lester	1	0	0.00	1	1	0	0	0	5.2	3	0	0	0	0	3	3	0	0
Lopez	0	0	—	1	0	0	0	0	0.0	2	0	0	0	0	0	0	0	0
Matsuzaka	1	0	3.38	1	1	0	0	0	5.1	3	2	2	0	1	3	5	0	0
Okajima	0	0	7.36	3	0	0	0	0	3.2	4	3	3	2	0	0	6	0	0
Papelbon	0	0	0.00	3	0	0	0	3	4.1	2	0	0	0	0	0	3	0	0
Schilling	1	0	1.69	1	1	0	0	0	5.1	4	1	1	0	1	2	4	0	0
Snyder	0	0	—	0	0	0	0	0	0.0	0	0	0	0	0	0	0	0	0
Timlin	0	0	7.71	3	0	0	0	0	2.1	2	2	2	0	0	0	4	0	0
Red Sox	4	0	2.50	4	4	0	0	3	36.0	29	10	10	3	2	10	36	0	0
Rockies	0	4	7.68	4	4	0	0	0	34.0	47	29	29	3	1	19	20	0	0

Red Sox in the
Postseason



Red Sox in the Postseason, Continued

2005 American League Division Series

(White Sox 3, Red Sox 0)

Game 1

at CHICAGO (Day) | Tuesday, October 4

	R	H	E
Boston	2	9	0
Chicago	14	10	1

CLEMENT (L), Bradford (4), Gonzalez (5), Arroyo (8) and Varitek
 CONTRERAS (W), Cotts (8), Polite (9) and Pierzynski
 HR—Pierzynski 2 (2), Konerko (1), Uribe (1), Podsednik (1)
 T—2:56; A—40,717

Game 2

at CHICAGO (Night) | Wednesday, October 5

	R	H	E
Boston	4	9	1
Chicago	5	9	0

WELLS (L), Papelbon (7) and Varitek
 BUEHRLE (W), Jenks (8-5V) and Pierzynski
 HR—Iguchi (1)
 T—2:29; A—40,799

Game 3

at BOSTON (Day) | Friday, October 7

	R	H	E
Chicago	1	5	8
Boston	3	7	1

GARCIA (W), Marte (6), Hernandez (6), Jenks (9-5V), Foulke (8),
 WAKEFIELD (L), Bradford (6), Myers (6), Papelbon (6), Timin (9)
 and Mirabelli, Varitek (7)
 HR—Ortiz (1), Ramirez 2 (2), Konerko (2)
 T—3:28; A—35,496

2005 ALDS Statistics

Batter	AVG	G	AB	R	H	2B	3B	HR	RBI	GW	SH	SF	HB	BB	SO	SB	CS	E
Damon	.231	3	13	2	3	1	0	0	0	0	0	0	0	1	4	0	0	0
Graffanino	.250	3	12	0	3	2	0	0	0	0	0	0	0	0	0	0	0	1
Millar	.333	2	3	0	1	1	0	0	0	0	0	0	0	0	1	0	0	0
Mirabelli	.000	1	2	0	0	0	0	0	0	0	0	0	0	0	0	0	0	0
Mueller	.000	3	11	0	0	0	0	0	0	0	0	0	0	1	2	0	0	0
Nixon	.273	3	11	1	3	0	0	0	1	0	0	0	0	1	1	0	0	0
Olerud	.286	3	7	0	2	1	0	0	0	0	0	0	0	2	0	0	0	0
Ortiz	.333	3	12	2	4	2	0	1	1	0	0	0	0	3	0	0	0	0
Ramirez	.300	3	10	2	3	0	0	2	4	0	0	0	0	2	0	0	0	0
Renteria	.231	3	13	1	3	2	0	0	0	0	0	0	0	1	1	0	0	0
Varitek	.300	3	10	1	3	0	0	0	1	0	0	0	0	2	0	0	0	0
Red Sox	.240	3	104	9	25	9	0	3	8	0	0	0	0	8	14	0	0	2
White Sox	.289	3	97	24	28	6	0	7	24	3	3	0	5	5	11	3	2	1

Pitcher	W	L	ERA	G	GS	CG	SHO	SV	IP	H	R	ER	HR	HB	BB	SO	WP
Arroyo	0	0	18.00	1	0	0	0	0	1.0	2	2	2	1	0	2	1	0
Bradford	0	0	0.00	2	0	0	0	0	1.1	1	0	0	0	0	0	1	0
Clement	0	1	21.60	1	1	0	0	0	3.1	7	8	8	3	2	0	0	0
Gonzalez	0	0	15.43	1	0	0	0	0	2.1	2	4	4	1	1	1	0	0
Myers	0	0	—	1	0	0	0	0	0.0	0	0	0	0	0	1	0	0
Papelbon	0	0	0.00	2	0	0	0	0	4.0	2	0	0	0	0	0	2	0
Timlin	0	0	9.00	1	0	0	0	0	1.0	1	1	1	0	0	0	1	0
Wakefield	0	1	6.75	1	1	0	0	0	5.1	6	4	4	1	2	1	1	0
Wells	0	1	2.70	1	1	0	0	0	6.2	7	5	2	1	0	0	2	0
Red Sox	0	3	7.56	3	3	0	0	0	25.0	28	24	21	7	5	5	11	0
White Sox	3	0	3.00	3	3	0	0	0	27.0	25	9	9	3	0	8	14	1

Red Sox in the Postseason, Continued

2004 American League Division Series

(Red Sox 3, Angels 0)

Game 1

at **ANAHEIM (Day)** | Tuesday, October 5

										R	H	E
Boston	1	0	0	7	0	0	0	1	0	9	11	1
Anaheim	0	0	0	1	0	0	2	0	0	3	9	1

SCHILLING (W), Embree (7), Timlin (8) and Varitek
 WASHBURN (L), Shields (4), Gregg (6), Ortiz (8) and B. Molina
 HR—Millar (1), Ramirez (1), Glaus (1)
 T—3:04; A—44,608

Game 2

at **ANAHEIM (Night)** | Wednesday, October 6

										R	H	E
Boston	0	1	0	0	0	2	1	0	4	8	12	0
Anaheim	0	1	0	0	2	0	0	0	x	3	7	0

MARTINEZ (W), Timlin (8), Myers (8), Foulke (8-SV) and Varitek
 Colon, RODRIGUEZ (7-L), Donnelly (9) and J. Molina, B. Molina (8)
 HR—Varitek (1)
 T—3:48; A—45,118

Game 3

at **BOSTON (Day)** | Friday, October 8

										R	H	E
Anaheim	0	0	0	1	0	0	5	0	0	6	8	2
Boston	0	0	2	3	1	0	0	0	0	8	12	0

Escobar, Shields (4), Donnelly (5), RODRIGUEZ (8-L), Washburn (10)
 and B. Molina, J. Molina (7)
 Arroyo, Myers (7), Timlin (7), Embree (7), Foulke (8), LOWE (10-W) and Varitek
 HR—Glaus (2), Guerrero (1), Ortiz (1)
 T—4:11; A—35,547

2004 ALDS Statistics

Batter	AVG	G	AB	R	H	2B	3B	HR	RBI	GW	SH	SF	HB	BB	SO	SB	CS	E
Bellhorn	.091	3	11	2	1	0	0	0	0	0	0	0	0	5	4	0	0	0
Cabrera	.154	3	13	1	2	1	0	0	3	0	0	0	0	2	2	0	0	0
Damon	.467	3	15	4	7	1	0	0	0	0	0	0	0	1	2	3	0	0
Kapler	.200	2	5	2	1	0	0	0	0	0	0	0	0	0	0	0	0	0
Mientkiewicz	.500	3	4	0	2	0	0	0	1	0	0	0	0	0	0	0	0	0
Millar	.300	3	10	2	3	0	0	1	4	0	0	0	0	1	1	0	0	0
Mirabelli	—	0	0	0	0	0	0	0	0	0	0	0	0	0	0	0	0	0
Mueller	.333	3	12	3	4	0	0	0	0	0	0	0	0	1	1	0	0	0
Nixon	.250	2	8	0	2	0	0	0	2	0	0	0	0	2	1	0	0	0
Ortiz	.545	3	11	4	6	2	0	1	4	1	0	0	0	5	2	0	0	0
Ramirez	.385	3	13	3	5	2	0	1	7	2	0	2	0	1	4	0	0	0
Reese	.000	3	0	1	0	0	0	0	0	0	0	0	0	0	0	0	0	0
Roberts	.000	1	0	0	0	0	0	0	0	0	0	0	0	0	0	0	0	0
Varitek	.167	3	12	3	2	0	0	1	2	0	0	0	1	2	5	0	0	0
Youkilis	.000	1	2	0	0	0	0	0	0	0	0	0	0	0	1	0	0	0
Red Sox	.302	3	116	25	35	6	0	4	23	3	0	2	1	20	23	3	0	1
Angels	.226	3	106	12	24	3	0	4	12	0	1	0	2	11	28	1	1	3

Pitcher

	W	L	ERA	G	GS	CG	SHO	SV	IP	H	R	ER	HR	HB	BB	SO	WP
Arroyo	0	0	3.00	1	1	0	0	0	6.0	3	2	2	1	1	2	7	0
Embree	0	0	0.00	2	0	0	0	0	1.0	0	0	0	0	0	1	0	0
Foulke	0	0	0.00	2	0	0	0	1	3.0	2	0	0	0	0	1	5	0
Leskanic	0	0	—	0	0	0	0	0	0.0	0	0	0	0	0	0	0	0
Lowe	1	0	0.00	1	0	0	0	0	1.0	1	0	0	0	0	1	0	0
Martinez	1	0	3.86	1	1	0	0	0	7.0	6	3	3	0	1	2	6	0
Myers	0	0	27.00	2	0	0	0	0	0.1	0	1	1	0	0	1	1	0
Schilling	1	0	2.70	1	1	0	0	0	6.2	9	3	2	2	0	2	4	0
Timlin	0	0	9.00	3	0	0	0	0	3.0	3	3	3	1	0	1	5	0
Wakefield	0	0	—	0	0	0	0	0	0.0	0	0	0	0	0	0	0	0
Red Sox	3	0	3.54	3	3	0	0	1	28.0	24	12	11	4	2	11	28	0
Angels	0	3	5.86	3	3	0	0	0	27.2	35	25	18	4	1	20	23	4

Red Sox in the
Postseason

Red Sox in the Postseason, Continued

2004 American League Championship Series

(Red Sox 4, Yankees 3)

Game 1

at NEW YORK (Night) | Tuesday, October 12

	R	H	E
Boston	0	7	10
New York	2	10	14

SCHILLING (L), Leskanic (4), Mendoza (5), Wakefield (6), Embree (7), Timlin (8), Foulke (8) and Varitek
 MUSSINA (W), Sturtz (7), Gordon (8), Rivera (8-SV) and Posada
 HR—Lofton (1), Varitek (1)
 T—3:20; A—56,135

Game 2

at NEW YORK (Night) | Wednesday, October 13

	R	H	E
Boston	0	1	5
New York	1	3	7

MARTINEZ (L), Timlin (7), Embree (7), Foulke (8) and Varitek
 LIEBER (W), Gordon (8), Rivera (8-SV) and Posada
 HR—Olerud (1)
 T—3:15; A—56,136

Game 3

at BOSTON (Night) | Saturday, October 16

	R	H	E
New York	3	19	22
Boston	0	8	15

Brown, VAZQUEZ (3-W), Quantrill (7), Gordon (9) and Posada
 Arroyo, MENDOZA (3-L), Leskanic (4), Wakefield (4), Embree (7), Myers (8) and Varitek, Mirabelli (8)
 HR—Matsui 2 (2), Nixon (1), Rodriguez (1), Sheffield (1), Varitek (2)
 T—4:20; A—35,126

Game 4

at BOSTON (Night) | Sunday, October 17

	R	H	E
New York	0	4	12
Boston	0	6	8

Hernandez, Sturtz (6), Rivera (8), Gordon (10), QUANTRILL (12-L) and Posada
 Lowe, Timlin (6), Foulke (7), Embree (10), Myers (11), LESKANIC (11-W) and Varitek
 HR—Rodriguez (2), Ortiz (1)
 T—5:02; A—34,826

Game 5

at BOSTON (Night) | Monday, October 18

	R	H	E
New York	0	4	12
Boston	2	5	13

Mussina, Sturtz (7), Gordon (7), Rivera (8), Heredia (10), Quantrill (10), LOAIZA (11-L) and Posada
 Martinez, Timlin (7), Foulke (8), Arroyo (10), Myers (11), Embree (11), WAKEFIELD (12-W) and Varitek
 HR—Williams (1), Ortiz (2)
 T—5:49; A—35,120

Game 6

at NEW YORK (Night) | Tuesday, October 19

	R	H	E
Boston	0	0	4
New York	0	1	6

SCHILLING (W), Arroyo (8), Foulke (9-SV) and Varitek
 LIEBER (L), Heredia (8), Quantrill (8), Sturtz (9) and Posada
 HR—Bellhorn (1), Williams (2)
 T—3:50; A—56,128

Game 7

at NEW YORK (Night) | Wednesday, October 20

	R	H	E
Boston	2	10	13
New York	0	3	5

LOWE (W), Martinez (7), Timlin (8), Embree (9) and Varitek
 BROWN (L), Vazquez (2), Loaiza (4), Heredia (7), Gordon (8), Rivera (9) and Posada
 HR—Ortiz (3), Damon 2 (2), Bellhorn (2)
 T—3:31; A—56,129

2004 ALCS Statistics

Batter	AVG	G	AB	R	H	2B	3B	HR	RBI	GW	SH	SF	HB	BB	SO	SB	CS	E
Bellhorn	.192	7	26	3	5	2	0	2	4	1	0	0	0	5	11	0	0	0
Cabrera	.379	7	29	5	11	2	0	0	5	0	0	1	0	3	5	1	0	0
Damon	.171	7	35	5	6	0	0	2	7	1	0	0	0	2	8	2	1	0
Kapler	.333	2	3	0	1	0	0	0	0	0	0	0	0	0	0	0	0	0
Mientkiewicz	.500	4	4	0	2	1	0	0	0	0	1	0	0	0	1	0	0	0
Millar	.250	7	24	4	6	3	0	0	2	0	0	0	0	5	4	0	0	0
Mirabelli	.000	1	1	0	0	0	0	0	0	0	0	0	0	0	0	0	0	0
Mueller	.267	7	30	4	8	1	0	0	1	0	0	0	1	2	1	0	0	0
Nixon	.207	7	29	4	6	1	0	1	3	0	0	0	0	0	5	0	0	0
Ortiz	.387	7	31	6	12	0	1	3	11	2	0	0	0	4	7	0	1	0
Ramirez	.300	7	30	3	9	1	0	0	0	0	0	0	0	5	4	0	0	1
Reese	.000	3	1	0	0	0	0	0	0	0	0	0	0	0	1	0	0	0
Roberts	.000	2	0	2	0	0	0	0	0	0	0	0	0	0	0	1	0	0
Varitek	.321	7	28	5	9	1	0	2	7	0	0	1	0	2	6	0	0	0
Red Sox	.277	7	271	41	75	12	1	10	40	4	1	2	1	28	53	4	2	1
Yankees	.282	7	277	45	78	21	2	9	44	3	3	1	7	33	51	3	0	4

WHO SAID IT CAN'T BE DONE

The 2004 Red Sox became the 1st team in baseball history and just the 3rd team in the history of Major League Baseball, the NBA, and the NHL, to overcome a 3-0 deficit to win a best-of-7 postseason series when they beat the Yankees in a 7-game ALCS...Both previous instances had come in hockey...Toronto rallied past Detroit in the 1942 Stanley Cup Finals, and the Islanders turned the trick against Pittsburgh in the 2nd round of the 1975 playoffs.

Red Sox in the Postseason, Continued

2004 ALCS Statistics, (Cont.)

Pitcher	W	L	ERA	G	GS	CG	SHO	SV	IP	H	R	ER	HR	HB	BB	SO	WP
Arroyo	0	0	15.75	3	1	0	0	0	4.0	8	7	7	2	0	2	3	0
Embree	0	0	3.86	6	0	0	0	0	4.2	9	2	2	0	0	1	2	0
Foulke	0	0	0.00	5	0	0	0	1	6.0	1	0	0	0	1	6	6	0
Leskanic	1	0	10.13	3	0	0	0	0	2.2	3	3	3	1	0	3	2	0
Lowe	1	0	3.18	2	2	0	0	0	11.1	7	4	4	1	1	1	6	0
Martinez	0	1	6.23	3	2	0	0	0	13.0	14	9	9	2	3	9	14	0
Mendoza	0	1	4.50	2	0	0	0	0	2.0	2	1	1	0	2	0	1	0
Myers	0	0	7.71	3	0	0	0	0	2.1	5	2	2	1	0	1	4	0
Schilling	1	1	6.30	2	2	0	0	0	10.0	10	7	7	1	0	2	5	0
Timlin	0	0	4.76	5	0	0	0	0	5.2	10	3	3	0	0	5	2	1
Wakefield	1	0	8.59	3	0	0	0	0	7.1	9	7	7	1	0	3	6	0
Red Sox	4	3	5.87	7	7	0	0	1	69.0	78	45	45	9	7	33	51	1
Yankees	3	4	5.17	7	7	0	0	2	69.2	75	41	40	10	1	28	53	3

RED SOX FACTS - WALKING AWAY A WINNER

The Red Sox have 12 walk-off wins overall in their postseason annals, including 8 in their last 7 appearances...Here's the complete list:

Game 8, 1912 World Series Larry Gardner's sac fly with 1 out in the bottom of the 10th scored Steve Yerkes and capped a 2-run rally that gave the Red Sox a 3-2 win over the New York Giants and the World Series championship in their 1st season at Fenway Park...The Sox won the Series 4 games to 3 with 1 tie.

Game 3, 1915 World Series Duffy Lewis delivered an RBI single with 1 out in the bottom of the 9th, bringing Harry Hooper home with the game-winner as the Red Sox edged the Phillies, 2-1, at Braves Field.

Game 2, 1916 World Series Pinch-hitter Del Gainer singled home Mike McNally with one out in the bottom of the 14th to give the Red Sox a 2-1 win over Brooklyn at Braves Field.

Game 6, 1975 World Series Carlton Fisk led off the bottom of the 12th with a homer off Cincinnati's Pat Darcy, giving Boston a 7-6 victory and forcing a decisive Game 7.

Game 3, 2003 AL Division Series A loss from elimination, the Red Sox lived to fight another day after pinch-hitter Trot Nixon drilled a 2-run homer off Rich Harden with 1 out in the bottom of the 11th.

Game 3, 2004 AL Division Series David Ortiz gave the Red Sox a 3-game sweep of the Angels with a 2-run homer into the Green Monster Seats with 2 outs in the bottom of the 10th lifting the Sox into the ALCS with an 8-6 win.

Game 4, 2004 AL Championship Series Down 3 games to none, the Red Sox stayed alive when David Ortiz crushed a 2-run blast to right field off the Yankees Paul Quantrill.

Game 5, 2004 AL Championship Series The Red Sox continued their quest toward the greatest comeback in baseball history when, for the 2nd night in a row, David Ortiz delivered the game-winning run in walk-off fashion...This time, facing Esteban Loaiza, Ortiz singled Johnny Damon home from 2nd with 2 outs in the bottom of the 14th for a 5-4 win.

Game 2, 2007 AL Division Series Manny Ramirez belted a 3-run, walk-off homer over the Green Monster and into the Boston night off Francisco Rodriguez in the bottom of the 9th inning to give the Red Sox a 6-3 win over the Angels.

Game 4, 2008 AL Division Series Jed Lowrie drove in Jason Bay with a 2-out, walk-off single in the bottom of the 9th inning, giving the Red Sox their 5th Division Series win in club history...It was the 23rd time in postseason history that a series was decided by a walk-off hit, the 4th time that a rookie has done so.

Game 5, 2008 AL Championship Series J.D. Drew drove in Kevin Youkilis from 2nd base with a 9th-inning, walk-off single to cap a 7-run comeback...It was the largest postseason comeback since Game 4 of the 1929 World Series, the 2nd largest in playoff history, and the largest ever for a team facing elimination.

Game 2, 2013 AL Championship Series After David Ortiz's 1st career postseason grand slam tied the game in the 8th, Jarrod Saltalamacchia drove in the game-winner with a walk-off single in the 9th, scoring Jonny Gomes for a 6-5 victory to tie the series with the Tigers 1-1. It was the 6th time in postseason history that a team came back to win after trailing by at least 4 runs in the 8th inning or later, 1st for the Red Sox, and the 2nd such postseason win to end in a walk-off.



Red Sox in the Postseason, Continued

2004 World Series

(Red Sox 4, Cardinals 0)

Game 1

at **BOSTON (Night)** | Saturday, October 23

	R	H	E
St. Louis	9	11	1
Boston	11	13	4

Williams, Haren (3), Calero (7), King (7), Eldred (7), Tavarez (8-L) and Matheny, Molina (8)
 Wakefield, Arroyo (4), Timlin (7), Embree (8), Foulke (8-B/SV, W) and Mirabelli, Varitek (7)
 HR—Ortiz (1), Bellhorn (1), Walker (1)
 T—4:00; A—35,035

Game 2

at **BOSTON (Night)** | Sunday, October 24

	R	H	E
St. Louis	2	5	0
Boston	6	8	4

Morris (L), Eldred (5), King (6), Marquis (7), Reyes (8) and Matheny Schilling (W), Embree (7), Timlin (8), Foulke (8) and Varitek HR—None
 T—3:20; A—35,001

Game 3

at **ST. LOUIS (Night)** | Tuesday, October 26

	R	H	E
Boston	4	9	0
St. Louis	1	4	0

Martinez (W), Timlin (8), Foulke (9) and Varitek
 Suppan (L), Reyes (5), Calero (6), King (7), Tavarez (9) and Matheny, Molina (9)
 HR—Ramirez (1), Walker (2)
 T—2:58; A—52,015

Game 4

at **ST. LOUIS (Night)** | Wednesday, October 27

	R	H	E
Boston	3	9	0
St. Louis	0	4	0

Lowe (W), Arroyo (8), Embree (8), Foulke (9-SV) and Varitek
 Marquis (L), Haren (7), Isringhausen (8) and Molina, Matheny (9)
 HR—Damon (1)
 T—3:14; A—52,037

2004 World Series Statistics

Batter	AVG	G	AB	R	H	2B	3B	HR	RBI	GW	SH	SF	HB	BB	SO	SB	CS	E
Bellhorn	.300	4	10	3	3	1	0	1	4	2	0	0	1	5	2	0	0	1
Cabrera	.235	4	17	3	4	1	0	0	3	0	0	0	1	3	1	0	0	0
Damon	.286	4	21	4	6	2	1	1	2	0	0	0	0	0	1	0	0	0
Kapler	.000	4	2	0	0	0	0	0	0	0	0	0	0	0	1	0	0	0
Lowe	.000	1	2	0	0	0	0	0	0	0	1	0	0	0	1	0	0	0
Martinez	.000	1	2	0	0	0	0	0	0	0	0	0	0	1	2	0	0	0
Mientkiewicz	.000	4	1	0	0	0	0	0	0	0	0	0	0	0	0	0	0	0
Millar	.125	4	8	2	1	1	0	0	0	0	0	0	1	2	2	0	0	1
Mirabelli	.333	1	3	1	1	0	0	0	0	0	0	0	0	0	1	0	0	0
Mueller	.429	4	14	3	6	2	0	0	2	0	0	0	0	4	0	0	0	3
Nixon	.357	4	14	1	5	3	0	0	3	1	0	0	0	1	1	0	0	0
Ortiz	.308	4	13	3	4	1	0	1	4	0	0	0	0	4	1	0	0	0
Ramirez	.412	4	17	2	7	0	0	1	4	1	0	0	0	3	3	0	0	2
Reese	.000	4	1	0	0	0	0	0	0	0	0	0	0	0	0	0	0	0
Roberts	—	0	0	0	0	0	0	0	0	0	0	0	0	0	0	0	0	0
Varitek	.154	4	13	2	2	0	1	0	2	0	0	0	1	1	4	0	0	0
Youkilis	—	0	0	0	0	0	0	0	0	0	0	0	0	0	0	0	0	0
Red Sox	.283	4	138	24	39	11	2	4	24	4	1	0	4	24	20	0	0	8
Cardinals	.190	4	126	12	24	8	0	2	8	0	2	3	1	12	32	1	0	1

Pitcher	W	L	ERA	G	GS	CG	SHO	SV	IP	H	R	ER	HR	HB	BB	SO	WP
Arroyo	0	0	6.75	2	0	0	0	0	2.2	4	2	2	0	0	1	4	0
Embree	0	0	0.00	3	0	0	0	0	1.2	1	1	0	0	0	0	4	0
Foulke	1	0	1.80	4	0	0	0	0	5.0	4	1	1	1	0	1	8	0
Leskanic	0	0	—	0	0	0	0	0	0.0	0	0	0	0	0	0	0	0
Lowe	1	0	0.00	1	1	0	0	0	7.0	3	0	0	0	0	1	4	1
Martinez	1	0	0.00	1	1	0	0	0	7.0	3	0	0	0	0	2	6	0
Myers	0	0	—	0	0	0	0	0	0.0	0	0	0	0	0	0	0	0
Schilling	1	0	0.00	1	1	0	0	0	6.0	4	1	0	0	0	1	4	0
Timlin	0	0	6.00	3	0	0	0	0	3.0	2	2	2	0	0	1	0	0
Wakefield	0	0	12.27	1	1	0	0	0	3.2	3	5	5	1	1	5	2	0
Red Sox	4	0	2.50	4	4	0	1	1	36.0	24	12	10	2	1	12	32	1
Cardinals	0	4	6.09	4	4	0	0	0	34.0	39	24	23	4	4	24	20	0

Red Sox in the Postseason, Continued

2003 American League Division Series

(Red Sox 3, Athletics 2)

Game 1

at OAKLAND (Night) | Wednesday, October 1

	R	H	E
Boston	4	12	2
Oakland	5	8	0

Martinez, Timlin (8), Kim (9), Embree (9), Williamson (10), LOWE (11-L) and Varitek
Hudson, Rincon (7), Bradford (8), Foulke (9), HARDEN (12-W) and R. Hernandez
HR—Walker 2 (2), Varitek (1)
T—4:37; A—50,606

Game 2

at OAKLAND (Day) | Thursday, October 2

	R	H	E
Boston	1	6	1
Oakland	5	6	0

WAKEFIELD (L), Embree (7), Williamson (8) and Mirabelli
ZITO (W), Bradford (8), Foulke (9) and R. Hernandez
HR—None
T—2:37; A—36,305

Game 3

at BOSTON (Night) | Saturday, October 4

	R	H	E
Oakland	1	6	3
Boston	3	7	2

Lowe, Timlin (8), WILLIAMSON (11-W) and Varitek, Mirabelli (10)
Lilly, Bradford (8), Rincon (9), Mécir (10), HARDEN (11-L) and R. Hernandez
HR—Nixon (1)
T—3:42; A—35,460

Game 4

at OAKLAND (Day) | Sunday, October 5

	R	H	E
Oakland	4	11	1
Boston	5	7	0

Hudson, Sparks (2), Rincon (6), FOULKE (8-L) and Melhuse
Burkett, Wakefield (6), WILLIAMSON (8-W) and Varitek
HR—Damon (1), Dye (1), Walker (3)
T—3:02; A—35,048

Game 5

at OAKLAND (Night) | Monday, October 6

	R	H	E
Boston	4	6	0
Oakland	3	7	0

MARTINEZ (W), Embree (8), Timlin (8), Williamson (9), Lowe (9-SV) and Varitek
ZITO (L), Lilly (7), Bradford (9), Rincon (9) and R. Hernandez
HR—Varitek (2), M. Ramirez (1)
T—3:05; A—49,397

2003 ALDS Statistics

Batter	AVG	G	AB	R	H	2B	3B	HR	RBI	GW	SH	SF	HB	BB	SO	SB	CS	E
Brown	.000	4	2	0	0	0	0	0	0	0	0	0	0	0	1	0	0	0
Damon	.316	5	19	2	6	2	0	1	3	0	0	0	1	2	1	2	0	0
Garciaparra	.300	5	20	2	6	1	0	0	0	0	0	0	0	3	3	0	0	1
Jackson	.000	4	5	0	0	0	0	0	0	0	0	0	0	0	2	0	0	0
Kapler	.000	4	9	0	0	0	0	0	0	0	0	0	0	0	3	0	0	0
McCarty	—	1	0	0	0	0	0	0	0	0	0	0	0	0	0	0	0	0
Millar	.238	5	21	0	5	0	0	0	0	0	0	0	0	2	4	0	0	0
Mirabelli	.500	2	4	2	2	1	0	0	0	0	0	0	0	0	1	0	0	0
Mueller	.105	5	19	0	2	1	0	0	0	0	0	0	0	3	4	0	0	0
Nixon	.200	4	10	1	2	0	0	1	2	1	0	0	0	1	3	0	0	0
Ortiz	.095	5	21	0	2	1	0	0	2	1	0	0	0	2	7	0	0	0
Ramirez	.200	5	20	2	4	0	0	1	3	1	0	0	0	3	7	0	0	0
Varitek	.286	5	14	4	4	0	0	2	2	0	0	0	0	2	2	0	0	0
Walker	.500	5	16	4	5	0	0	3	4	0	0	0	1	1	0	0	0	2
Red Sox	.211	5	180	17	38	6	0	8	16	3	0	0	2	18	39	3	0	5
Athletics	.213	5	178	18	38	8	1	1	15	2	1	0	4	21	37	3	0	5
Pitcher	W	L	ERA	G	GS	CG	SHO	SV	IP	H	R	ER	HR	HB	BB	SO	WP	
Burkett	0	0	6.75	1	1	0	0	0	5.1	9	4	4	1	0	2	1	0	
Embree	0	0	0.00	3	0	0	0	0	2.0	1	0	0	0	0	0	0	0	
Kim	0	0	13.50	1	0	0	0	0	0.2	0	1	1	0	1	1	1	0	
Lowe	0	1	0.93	3	1	0	0	1	9.2	7	2	1	0	0	7	6	0	
Martinez, P.	1	0	3.86	2	2	0	0	0	14.0	13	6	6	0	1	5	9	0	
Timlin	0	0	0.00	3	0	0	0	0	4.1	0	0	0	0	0	0	5	0	
Wakefield	0	1	3.52	2	1	0	0	0	7.2	6	5	3	0	2	3	7	0	
Williamson	2	0	0.00	5	0	0	0	0	5.0	2	0	0	0	0	3	8	0	
Red Sox	3	2	2.77	5	5	0	0	1	48.2	38	18	15	1	4	21	37	0	
Athletics	2	3	2.98	5	5	0	0	0	48.1	38	17	16	8	2	18	39	1	

Red Sox in the
Postseason

Red Sox in the Postseason, Continued

2003 American League Championship Series

(Yankees 4, Red Sox 3)

Game 1

at **NEW YORK (Night)** | Wednesday, October 8

	R	H	E
Boston	5	13	0
New York	2	3	0

WAKEFIELD (W), Embree (7), Timlin (8), Williamson (9-SV) and Mirabelli
 MUSSINA (L), Heredia (6), Nelson (7), White (7), Contreras (9) and Posada
 HR—Ortiz (1), Walker (1), Ramirez (1)
 T—3:20; A—56,281

Game 2

at **NEW YORK (Night)** | Thursday, October 9

	R	H	E
Boston	2	10	1
New York	6	8	0

LOWE (L), Sauerbeck (7), Arroyo (8) and Varitek
 PETTITTE (W), Contreras (7), Rivera (9) and Posada
 HR—N. Johnson (1), Varitek (1)
 T—3:05; A—56,295

Game 3

at **BOSTON (Day)** | Saturday, October 11

	R	H	E
New York	4	7	0
Boston	3	6	0

CLEMENS (W), Heredia (7), Contreras (7), Rivera (8-SV) and Posada
 P. MARTINEZ (L), Timlin (8), Embree (9) and Varitek
 HR—Jeter (1)
 T—3:14; A—34,209

Game 4

at **BOSTON (Night)** | Monday, October 13

	R	H	E
New York	2	6	1
Boston	3	6	0

MUSSINA (L), Heredia (7), Nelson (8) and Posada
 WAKEFIELD (W), Timlin (8), Williamson (9-SV) and Mirabelli, Varitek (8)
 HR—Walker (2), Nixon (1), Sierra (1)
 T—2:49; A—34,599

Game 5

at **BOSTON (Day)** | Tuesday, October 14

	R	H	E
New York	4	7	1
Boston	2	6	1

WELLS (W), Rivera (8-SV) and Posada
 LOWE (L), Embree (8), Arroyo (9) and Varitek
 HR—Ramirez (2)
 T—3:04; A—34,619

Game 6

at **NEW YORK (Day)** | Wednesday, October 15

	R	H	E
Boston	9	16	1
New York	6	12	2

Burkett, Arroyo (4), T. Jones (6), EMBREE (6-W), Timlin (8), Williamson (9-SV) and Varitek
 PETTITTE, CONTRERAS (6-L), Heredia (7), Nelson (8), White (9) and Posada
 HR—Ja. Giambi (1), Varitek (2), Posada (1), Nixon (2)
 T—4:09; A—56,277

Game 7

at **NEW YORK (Night)** | Thursday, October 16

	R	H	E
Boston	5	11	1
New York	1	6	1

P. Martinez, Embree (8), Timlin (8), WAKEFIELD (10-L) and Varitek, Mirabelli (9)
 Clemens, Mussina (4), Heredia (7), Nelson (7), Wells (8), RIVERA (9-W) and Posada
 HR—Nixon (3), Millar (1), Ja. Giambi 2 (3), Ortiz (2), A. Boone (1)
 T—3:56; A—56,279

2003 ALCS Statistics

Batter	AVG	G	AB	R	H	2B	3B	HR	RBI	GW	SH	SF	HB	BB	SO	SB	CS	E
Damon	.200	5	20	1	4	1	0	0	1	1	0	0	0	3	3	1	0	0
Garciparra	.241	7	29	2	7	0	1	0	1	0	0	0	0	2	8	0	0	1
Jackson	.333	5	3	0	1	0	0	0	1	0	0	0	0	0	1	0	1	1
Kapler	.125	3	8	0	1	0	0	0	0	0	0	0	0	0	3	0	1	0
McCarty	.000	1	1	0	0	0	0	0	0	0	0	0	0	0	1	0	0	0
Millar	.241	7	29	3	7	0	0	1	3	0	0	0	0	1	9	0	0	1
Mirabelli	.286	3	7	0	2	0	0	0	0	0	0	0	0	0	2	0	0	0
Mueller	.222	7	27	1	6	2	0	0	0	0	0	0	0	2	7	0	0	0
Nixon	.333	7	24	3	8	1	0	3	5	0	0	0	1	3	7	1	2	0
Ortiz	.269	7	26	4	7	1	0	2	6	0	0	0	1	3	8	0	0	0
Ramirez	.310	7	29	6	9	1	0	2	4	0	0	0	0	1	4	0	1	0
Varitek	.300	6	20	4	6	2	0	2	3	1	0	0	0	1	5	0	0	0
Walker	.370	7	27	5	10	1	1	2	2	1	0	0	1	1	2	0	0	0
Red Sox	.272	7	250	29	68	9	2	12	26	3	0	0	3	17	60	2	5	3
Yankees	.227	7	238	30	54	12	0	8	29	4	0	1	4	21	49	5	1	5

Pitcher	W	L	ERA	G	GS	CG	SHO	SV	IP	H	R	ER	HR	HB	BB	SO	WP
Arroyo	0	0	2.70	3	0	0	0	0	3.1	2	1	1	1	1	2	5	0
Burkett	0	0	7.36	1	1	0	0	0	3.2	7	5	3	1	0	0	1	0
Embree	1	0	0.00	5	0	0	0	0	4.2	3	0	0	0	0	0	1	0
Jones, T.	0	0	0.00	1	0	0	0	0	0.1	1	0	0	0	0	0	1	0
Lowe	0	2	6.43	2	2	0	0	0	14.0	14	10	10	3	1	7	5	0
Martinez, P.	0	1	5.65	2	2	0	0	0	14.1	16	9	9	1	1	2	14	0
Sauerbeck	0	0	0.00	1	0	0	0	0	0.1	1	0	0	0	0	1	0	0
Timlin	0	0	0.00	5	0	0	0	0	5.1	1	0	0	0	0	2	6	0
Wakefield	2	1	2.57	3	2	0	0	0	14.0	8	5	4	2	1	6	10	0
Williamson	0	0	3.00	3	0	0	0	3	3.0	1	1	1	1	0	0	6	0
Red Sox	3	4	4.00	7	7	0	0	3	63.0	54	31	28	8	4	21	49	0
Yankees	4	3	3.94	7	7	0	0	2	64.0	68	29	28	12	3	17	60	3

Red Sox in the Postseason, Continued

1999 American League Division Series

(Red Sox 3, Indians 2)

Game 1

at CLEVELAND (Night) | Wednesday, October 6

										R	H	E
Boston	0	1	0	1	0	0	0	0	0	2	5	1
Cleveland	0	0	0	0	0	2	0	0	1	3	6	1

P.Martinez, LOWE (5-L), Cormier (9), Garces (9) and Varitek
Colon, SHUEY (9-W) and S. Alomar
HR—Garciparra (1), Thome (1)
T—2:53; A—45,182

Game 2

at CLEVELAND (Day) | Thursday, October 7

										R	H	E
Boston	0	0	1	0	0	0	0	0	0	1	6	0
Cleveland	0	0	6	5	0	0	0	0	x	11	8	0

SABERHAGEN (L), Wasdin (3), Wakefield (5), Gordon (7), Beck (8) and Varitek
NAGY (W), Karsay (8), Jackson (9) and S. Alomar
HR—Baines (1), Thome (2)
T—2:47; A—45,184

Game 3

at BOSTON (Day) | Saturday, October 9

										R	H	E
Cleveland	0	0	0	1	0	1	1	0	0	3	9	1
Boston	0	0	0	0	2	1	6	0	x	9	11	2

Burba, WRIGHT (5-L), Rincon (7), DePaula (7), S.Reed (8) and S. Alomar
R.Martinez, LOWE (6-W), Beck (9) and Varitek
HR—Valentin (1), Daubach (1)
T—3:08; A—33,539

Game 4

at BOSTON (Night) | Sunday, October 10

										R	H	E
Cleveland	1	1	0	0	4	0	0	0	1	7	8	0
Boston	2	5	3	5	3	0	3	2	x	23	24	0

COLON (L), Karsay (2), S. Reed (4), DePaula (5), Assenmacher (7), Shuey (8)
and S. Alomar, Diaz (7)
Mercker, GARCES (2-W), Wakefield (5), Wasdin (5), Cormier (5), Gordon (9)
and Varitek, Hattberg (8)
HR—Valentin 2 (3), Offerman (1), Varitek (1), Cordero (1) T—3:49; A—33,898

Game 5

at CLEVELAND (Night) | Monday, October 11

										R	H	E
Boston	2	0	5	1	0	0	3	0	1	12	10	0
Cleveland	3	2	3	0	0	0	0	0	0	8	7	1

Saberhagen, Lowe (2), P. MARTINEZ (4-W) and Varitek
Nagy, De Paula (4), SHUEY (7-L), Jackson (9) and S. Alomar
HR—O'Leary 2 (2), Thome 2 (4), Garciparra (2), Fryman (1)
T—3:12; A—45,114

1999 ALDS Statistics

Batter	AVG	G	AB	R	H	2B	3B	HR	RBI	GW	SH	SF	HB	BB	SO	SB	CS	E
Buford	.000	1	3	0	0	0	0	0	0	0	0	0	0	0	1	0	0	0
Daubach	.250	4	16	3	4	2	0	1	3	0	0	0	0	0	7	0	0	0
Garciparra	.417	4	12	6	5	2	0	2	4	0	0	0	1	3	3	0	0	0
Hattberg	1.000	1	1	1	1	0	0	0	0	0	0	0	0	1	0	0	0	0
Huskey	.200	2	5	0	1	0	0	0	0	0	0	0	0	0	1	0	0	0
Lewis	.375	4	16	5	6	1	0	0	2	1	0	0	1	0	2	1	0	0
Merloni	.333	3	6	1	2	0	0	0	1	0	0	0	0	1	1	0	0	1
Nixon	.214	5	14	5	3	3	0	0	6	0	0	0	0	4	5	0	0	0
Offerman	.389	5	18	4	7	1	0	1	6	0	0	0	0	7	0	0	1	0
O'Leary	.200	5	20	4	4	0	0	2	7	1	0	0	0	2	3	0	0	0
Sadler	.500	2	2	1	1	1	0	0	0	0	0	0	0	0	1	0	0	0
Stanley	.500	5	20	4	10	2	1	0	2	0	0	0	0	2	3	0	0	0
Valentin	.318	5	22	6	7	2	0	3	12	1	0	1	0	0	4	0	0	2
Varitek	.238	5	21	7	5	3	0	1	3	0	0	0	1	0	4	0	0	0
Red Sox	.318	5	176	47	56	17	1	10	47	3	0	3	3	19	35	1	1	3
Indians	.233	5	163	32	38	7	1	7	31	2	1	4	2	28	43	5	0	3
Pitcher	W	L	ERA	G	GS	CG	SHO	SV	IP	H	R	ER	HR	HB	BB	SO	WP	
Beck	0	0	0.00	2	2	0	0	0	2.0	2	0	0	0	0	0	2	0	
Cormier	0	0	0.00	2	0	0	0	0	4.0	2	0	0	0	0	1	4	0	
Garces	1	0	3.86	2	0	0	0	0	2.1	2	1	1	0	0	3	2	0	
Gordon	0	0	4.50	2	0	0	0	0	2.0	1	1	1	1	1	1	3	0	
Lowe	1	1	4.32	3	0	0	0	0	8.1	6	7	4	2	1	1	7	0	
Martinez, P.	1	0	0.00	2	1	0	0	0	10.0	3	0	0	0	0	4	11	0	
Martinez, R.	0	0	3.18	1	1	0	0	0	5.2	5	2	2	0	0	3	6	0	
Mercker	0	0	10.80	1	1	0	0	0	1.2	3	2	2	0	0	3	1	0	
Saberhagen	0	1	27.00	2	2	0	0	0	3.2	9	11	11	3	0	4	2	0	
Wakefield	0	0	13.50	2	0	0	0	0	2.0	3	3	3	0	0	4	4	0	
Wasdin	0	0	27.00	2	0	0	0	0	1.2	2	5	5	1	0	4	1	0	
Red Sox	3	2	6.02	5	5	0	0	0	43.1	38	32	29	7	2	28	43	0	
Indians	2	3	9.63	5	5	0	0	0	43.0	56	47	46	10	3	19	35	2	

Red Sox in the
Postseason



Red Sox in the Postseason, Continued

1999 American League Championship Series

(Yankees 4, Red Sox 1)

Game 1

at **NEW YORK (Night)** | Wednesday, October 13

	R	H	E
Boston	3	8	3
New York	4	10	1

Mercker, Garces (5), Lowe (7), Cormier (9), BECK (10-L) and Varitek
 Hernandez, RIVERA (9-W) and Posada
 HR—Brosius (1), Williams (1)
 T—3:39; A—57,181

Game 2

at **NEW YORK (Night)** | Thursday, October 14

	R	H	E
Boston	2	10	0
New York	3	7	0

R. MARTINEZ (L), Gordon (7), Cormier (7) and Varitek
 CONE (W), Stanton (8), Nelson (8), Watson (8), Mendoza (8), Rivera (9-SV)
 and Girardi
 HR—T. Martinez (1), Garcaparra (1)
 T—3:46; A—57,180

Game 3

at **NEW YORK (Day)** | Saturday, October 16

	R	H	E
New York	1	3	3
Boston	13	21	1

CLEMENS (L), Irapu (3), Stanton (7), Watson (8) and Girardi, Posada (4)
 P. MARTINEZ (W), Gordon (8), Rapp (9) and Varitek, Hattberg (9)
 HR—Valentin (1), Daubach (1), Garcaparra (1), Brosius (2) T—3:14; A—33,190

Game 4

at **BOSTON (Night)** | Sunday, October 17

	R	H	E
New York	6	9	11
Boston	0	2	10

PETTITTE (W), Rivera (8-SV) and Girardi
 SABERHAGEN (L), Lowe (7), Cormier (8), Garces (8), Beck (9) and Varitek
 HR—Strawberry (1), Ledee (1)
 T—3:39; A—33,586

Game 5

at **BOSTON (Night)** | Monday, October 18

	R	H	E
New York	2	0	2
Boston	0	1	5

HERNANDEZ (W), Stanton (8), Nelson (8), Watson (8), Mendoza (8-SV) and Posada
 MERCKER (L), Lowe (4), Cormier (7), Gordon (9) and Varitek
 HR—Jeter (1), Varitek (1), Posada (1)
 T—4:09; A—33,589

1999 ALCS Statistics

Batter	AVG	G	AB	R	H	2B	3B	HR	RBI	GW	SH	SF	HB	BB	SO	SB	CS	E
Buford	.400	4	5	1	2	0	0	0	0	0	0	0	0	0	2	1	0	0
Daubach	.176	5	17	2	3	1	0	1	3	0	0	0	0	1	4	0	0	0
Garcaparra	.400	5	20	2	8	2	0	2	5	0	0	0	0	2	2	1	0	4
Hattberg	.000	3	1	1	1	0	0	0	0	0	0	0	0	0	1	0	0	0
Huskey	.200	4	5	1	1	1	0	0	0	0	0	0	0	1	1	0	0	0
Lewis	.118	5	17	2	2	1	0	0	1	0	0	0	0	1	3	1	1	1
Merloni	—	0	0	0	0	0	0	0	0	0	0	0	0	1	0	0	0	0
Nixon	.286	4	14	2	4	2	0	0	0	0	0	0	0	1	5	0	0	0
Offerman	.458	5	24	4	11	0	1	0	2	0	0	0	0	1	3	1	0	2
O'Leary	.350	5	20	2	7	3	0	0	1	0	0	0	0	2	5	0	0	0
Sadler	—	2	0	0	0	0	0	0	0	0	0	0	0	0	0	0	0	0
Stanley	.222	5	18	1	4	0	0	0	1	0	0	0	1	2	4	0	0	1
Valentin	.348	5	23	3	8	2	0	1	5	1	0	0	0	2	4	0	0	0
Varitek	.200	5	20	1	4	1	1	1	1	0	1	0	0	1	4	0	0	1
Red Sox	.293	5	184	21	54	13	2	5	19	1	1	0	1	15	38	4	1	10
Yankees	.239	5	176	23	42	4	1	8	21	3	2	0	1	18	44	3	1	5
Pitcher	W	L	ERA	G	GS	CG	SHO	SV	IP	H	R	ER	HR	HB	BB	SO	WP	
Beck	0	1	27.00	2	0	0	0	0	0.2	2	2	2	2	0	0	1	0	
Cormier	0	0	0.00	4	0	0	0	0	3.2	3	0	0	0	0	3	4	0	
Garces	0	0	12.00	2	0	0	0	0	3.0	3	5	4	0	0	1	2	0	
Gordon	0	0	13.50	3	0	0	0	0	2.0	3	3	3	2	0	1	3	0	
Lowe	0	0	1.42	3	0	0	0	0	6.1	6	3	1	0	0	2	7	0	
Martinez, P.	1	0	0.00	1	1	0	0	0	7.0	2	0	0	0	0	2	12	0	
Martinez, R.	0	0	4.05	1	1	0	0	0	6.2	6	3	3	1	0	3	5	0	
Mercker	0	1	4.70	2	2	0	0	0	7.2	12	4	4	4	1	4	5	0	
Rapp	0	0	0.00	1	0	0	0	0	1.0	0	0	0	0	0	1	0	0	
Saberhagen	0	1	1.50	1	1	0	0	0	6.0	5	3	1	1	0	1	5	0	
Red Sox	1	4	3.68	5	5	0	0	0	44.0	42	23	18	8	1	18	44	0	
Yankees	4	1	3.80	5	5	0	0	0	45.0	54	21	19	5	1	15	38	0	

Red Sox in the Postseason, Continued

1998 American League Division Series

(Indians 3, Red Sox 1)

Game 1

at CLEVELAND (Day) | Tuesday, September 29

Boston	3	0	0	0	3	2	0	3	0	11	12	0
Cleveland	0	0	0	0	0	2	1	0	0	3	7	0

P. MARTINEZ (W), Corsi (8) and Hattberg
 WRIGHT (L), D.Jones (5), S.Reed (8), Poole (8), Shuey (8),
 Assenmacher (9) and S. Alomar
 HR—Vaughn 2 (2), Garciaparra (1), Lofton (1), Thome (1)
 T—3:16; A—45,185

Game 2

at CLEVELAND (Day) | Wednesday, September 30

Boston	2	0	1	0	0	2	0	0	0	5	10	0
Cleveland	1	5	1	0	0	1	0	1	x	9	9	1

WAKEFIELD (L), Wasdin (2), Lowe (4), Swindell (6), Gordon (8) and Varitek
 Gooden, BURBA (1-W), Shuey (7), Assenmacher (8), M.Jackson (8-SV) and S. Alomar
 HR—Justice (1)
 T—3:25; A—45,229

Game 3

at BOSTON (Day) | Friday, October 2

Cleveland	0	0	0	0	1	1	1	0	1	4	5	0
Boston	0	0	0	1	0	0	0	0	2	3	6	0

NAGY (W), M.Jackson (9-SV) and S. Alomar
 SABERHAGEN (L), Corsi (8), Eckersley (9) and Hattberg
 HR—Thome (2), Lofton (2), Ramirez 2 (2), Garciaparra (2)T—2:27; A—33,114

Game 4

at BOSTON (Day) | Saturday, October 3

Cleveland	0	0	0	0	0	0	0	2	0	2	5	0
Boston	0	0	0	1	0	0	0	0	0	1	6	0

Colon, Poole (6), S. REED (7-W), Assenmacher (8), Shuey (8),
 Jackson (9-SV) and S. Alomar
 Schourek, Lowe (6), GORDON (8-L) and Hattberg
 HR—Garciaparra (3)
 T—3:00; A—33,537

1998 ALDS Statistics

Batter	AVG	G	AB	R	H	2B	3B	HR	RBI	GW	SH	SF	HB	BB	SO	SB	CS	E
Benjamin	.091	4	11	1	1	0	0	0	0	0	1	0	0	1	3	0	0	0
Bragg	.083	3	12	0	1	0	0	0	0	0	0	0	0	0	5	0	0	0
Buford	.000	3	1	2	0	0	0	0	0	0	0	0	1	0	0	0	0	0
Cummings	.000	3	3	0	0	0	0	0	0	0	0	0	0	0	0	0	0	0
Garciaparra	.333	4	15	4	5	1	0	3	11	0	0	2	0	1	0	0	0	0
Hattberg	.111	3	9	0	1	0	0	0	0	0	0	0	0	3	1	0	0	0
Lewis	.357	4	14	4	5	2	0	0	0	0	0	0	1	1	3	1	0	0
Nixon	.333	2	3	0	1	0	0	0	0	0	0	0	0	1	0	0	0	0
O'Leary	.063	4	16	0	1	0	0	0	0	0	0	0	0	1	4	0	0	0
Sadler	.000	3	0	0	0	0	0	0	0	0	0	0	0	0	0	0	0	0
Stanley	.267	4	15	1	4	0	0	0	0	0	0	0	0	2	5	0	0	0
Valentin	.467	4	15	5	7	1	0	0	0	0	0	0	0	3	1	0	0	0
Varitek	.250	1	4	0	1	0	0	0	1	0	0	0	0	0	1	0	0	0
Vaughn	.412	4	17	3	7	2	0	2	7	1	0	0	0	1	5	0	0	0
Red Sox	.252	4	135	20	34	6	0	5	19	1	1	2	14	28	1	0	0	0
Indians	.206	4	126	18	26	12	0	7	17	3	0	1	3	15	26	3	1	1
Pitcher	W	L	ERA	G	GS	CG	SHO	SV	IP	H	R	ER	HR	HB	BB	SO	WP	
Corsi	0	0	0.00	2	0	0	0	0	3.0	1	0	0	0	0	1	2	0	
Eckersley	0	0	9.00	1	0	0	0	0	1.0	1	1	1	1	0	0	1	0	
Gordon	0	1	9.00	2	0	0	0	0	3.0	4	3	3	0	0	4	1	1	
Lowe	0	0	2.08	2	0	0	0	0	4.1	3	1	1	0	1	1	2	0	
Martinez	1	0	3.86	1	1	0	0	0	7.0	6	3	3	2	0	0	8	1	
Saberhagen	0	1	3.86	1	1	0	0	0	7.0	4	3	3	3	0	1	7	0	
Schourek	0	0	0.00	1	1	0	0	0	5.1	2	0	0	0	0	4	1	0	
Swindell	0	0	0.00	1	0	0	0	0	1.1	0	0	0	0	0	1	1	0	
Wakefield	0	1	33.75	1	1	0	0	0	1.1	3	5	5	0	1	2	1	0	
Wasdin	0	0	10.80	1	0	0	0	0	1.2	2	2	2	1	1	1	2	0	
Red Sox	1	3	4.62	4	4	0	0	0	35.0	26	18	18	7	3	15	26	2	
Indians	3	1	5.00	4	4	0	0	3	36.0	34	20	20	5	2	14	28	0	

Red Sox in the
Postseason

Red Sox in the Postseason, Continued

1995 American League Division Series

(Indians 3, Red Sox 0)

Game 1

at CLEVELAND (Night) | Tuesday, October 3

	R	H	E
Boston	0	11	2
Cleveland	5	10	2

Clemens, Cormier (8), Belinda (8), Stanton (8), Aguilera (11), Maddux (11), SMITH (12-L) and Macfarlane, Haselman (9)
D. Martinez, Tavaraz (7), Assenmacher (8), Plunk (8), Mesa (10), Poole (11), HILL (12-W) and S. Alomar, Pena (11)
HR—Valentin (1), Naehring (1), Alicea (1), Belle (1), Pena (1)
T—5:01; A—44,218

Game 2

at CLEVELAND (Night) | Wednesday, October 4

	R	H	E
Boston	0	3	1
Cleveland	4	4	2

HANSON (L) and Macfarlane
HERSHISER (W), Tavaraz (8), Assenmacher (8), Mesa (9) and S. Alomar
HR—Murray (1)
T—2:33; A—44,264

Game 3

at BOSTON (Night) | Friday, October 6

	R	H	E
Cleveland	0	8	2
Boston	2	7	1

NAGY (W), Tavaraz (8), Assenmacher (9) and S. Alomar, Pena (9)
WAKEFIELD (L), Cormier (6), Maddux (6), Hudson (9) and Macfarlane
HR—Thome (1)
T—3:18; A—34,211

1995 ALDS Statistics

Batter	AVG	G	AB	R	H	2B	3B	HR	RBI	GW	SH	SF	HB	BB	SO	SB	CS	E
Alicea	.600	3	10	1	6	1	0	1	1	0	0	0	0	2	2	1	0	1
Canseco	.000	3	13	0	0	0	0	0	0	0	0	0	0	2	2	0	0	0
Greenwell	.200	3	15	0	3	0	0	0	0	0	0	0	0	0	1	0	0	0
Haselman	.000	1	2	0	0	0	0	0	0	0	0	0	0	0	0	0	0	0
Hosey	.000	3	12	1	0	0	0	0	0	0	0	0	0	2	3	1	0	0
Jefferson	.250	1	4	1	1	0	0	0	0	0	0	0	0	0	1	0	0	0
Macfarlane	.333	3	9	0	3	0	0	0	1	0	0	1	0	0	3	0	0	2
McGee	.250	2	4	0	1	0	0	0	1	0	0	0	0	0	2	0	0	0
Naehring	.308	3	13	2	4	0	0	1	1	0	1	0	0	0	1	0	0	0
Stairs	.000	1	1	0	0	0	0	0	0	0	0	0	0	0	1	0	0	0
Tinsley	.000	1	5	0	0	0	0	0	0	0	0	0	0	1	2	0	0	0
Valentin	.250	3	12	1	3	1	0	1	2	0	0	0	0	3	1	0	1	1
Vaughn	.000	3	14	0	0	0	0	0	0	0	0	0	0	1	7	0	0	0
Red Sox	.184	3	114	6	21	2	0	3	6	0	1	1	0	11	26	2	1	4
Indians	.219	3	114	17	25	4	1	4	17	3	2	0	4	13	22	1	0	6

Pitcher	W	L	ERA	G	GS	CG	SHO	SV	IP	H	R	ER	HR	HB	BB	SO	WP
Aguilera	0	0	13.50	1	0	0	0	0	0.2	3	1	1	1	0	0	1	0
Belinda	0	0	0.00	1	0	0	0	0	0.1	0	0	0	0	0	0	0	0
Clemens	0	0	3.86	1	1	0	0	0	7.0	5	3	3	0	0	1	5	0
Cormier	0	0	13.50	2	0	0	0	0	0.2	2	1	1	0	1	1	2	0
Hanson	0	1	4.50	1	1	1	0	0	8.0	4	4	4	1	1	4	5	0
Hudson	0	0	0.00	1	0	0	0	0	1.0	2	0	0	0	0	1	0	1
Maddux	0	0	0.00	2	0	0	0	0	3.0	2	0	0	0	1	1	1	0
Smith	0	1	6.75	1	0	0	0	0	1.1	1	1	1	1	0	0	0	0
Stanton	0	0	0.00	1	0	0	0	0	2.1	1	0	0	0	0	0	4	0
Wakefield	0	1	11.81	1	1	0	0	0	5.1	5	7	7	1	1	5	4	0
Red Sox	0	3	5.16	3	3	1	0	0	29.2	25	17	17	4	4	13	22	1
Indians	3	0	1.74	3	3	0	1	0	31.0	21	6	6	3	0	11	26	1

Red Sox in the Postseason, Continued

1990 American League Championship Series

(Athletics 4, Red Sox 0)

Game 1 at BOSTON (Night) | Saturday, October 6

	R	H	E
Oakland	9	13	0
Boston	1	5	1

STEWART (W), Eckersley (9) and Steinbach
Clemens, ANDERSEN (7-L), Bolton (8), Gray (8), Lamp (9), Murphy (9) and Pena
HR—Boggs (1)
T—3:26; A—35,192

Game 2 at BOSTON (Night) | Sunday, October 7

	R	H	E
Oakland	4	13	1
Boston	1	6	0

WELCH (W), Honeycutt (8), Eckersley (8-SV) and Hassey
Kiecker, HARRIS (6-L), Andersen (7), Reardon (8) and Pena
HR—None
T—3:42; A—35,070

Game 3 at OAKLAND (Day) | Tuesday, October 9

	R	H	E
Boston	1	8	3
Oakland	4	6	0

BODDICKER (L) and Pena
MOORE (W), Nelson (7), Honeycutt (8), Eckersley (9-SV) and Steinbach
HR—None
T—2:47; A—49,026

Game 4 at OAKLAND (Day) | Wednesday, October 10

	R	H	E
Boston	1	4	1
Oakland	3	6	0

CLEMENS (L), Bolton (2), Gray (5), Andersen (8) and Pena
STEWART (W), Honeycutt (9-SV) and Steinbach
HR—None
T—3:02; A—49,052

1990 ALCS Statistics

Batter	AVG	G	AB	R	H	2B	3B	HR	RBI	GW	SH	SF	HB	BB	SO	SB	CS	E
Barrett	.000	3	0	0	0	0	0	0	0	0	0	0	0	0	0	0	0	0
Boggs	.438	4	16	1	7	1	0	1	1	0	0	0	0	0	3	0	0	0
Brunansky	.083	4	12	0	1	0	0	0	1	0	0	1	0	1	3	0	0	0
Burks	.267	4	15	1	4	2	0	0	0	0	0	0	0	1	1	1	0	0
Evans	.231	4	13	0	3	1	0	0	0	0	0	0	0	1	3	0	0	0
Greenwell	.000	4	14	1	0	0	0	0	0	0	0	0	0	2	2	0	0	1
Heep	.000	2	2	0	0	0	0	0	0	0	0	0	0	0	0	0	0	0
Kutcher	.000	2	0	0	0	0	0	0	0	0	0	0	0	0	0	0	0	0
Marshall	.333	3	3	1	0	0	0	0	0	0	0	0	0	0	0	0	0	0
Marzano	.000	0	0	0	0	0	0	0	0	0	0	0	0	0	0	0	0	0
Pena	.214	4	14	0	3	0	0	0	0	0	0	0	0	0	0	0	0	1
Quintana	.000	4	13	0	0	0	0	0	1	0	0	1	0	1	0	0	0	0
Reed	.133	4	15	0	2	0	0	0	0	1	0	0	0	0	2	0	0	0
Rivera	.222	4	9	1	2	1	0	0	0	0	0	0	0	0	2	0	0	1
Romine	.000	0	0	0	0	0	0	0	0	0	0	0	0	0	0	0	0	0
Red Sox	.183	4	126	4	23	5	0	1	4	0	1	2	0	6	16	1	0	5
Athletics	.299	4	127	20	38	4	0	0	18	4	4	3	4	19	2	1	3	1

Pitcher	W	L	ERA	G	GS	CG	SHO	SV	IP	H	R	ER	HR	HB	BB	SO	WP
Andersen	0	1	6.00	3	0	0	0	0	3.0	3	2	2	0	0	3	3	0
Boddicker	0	1	2.25	1	1	1	0	0	8.0	6	4	2	0	2	3	7	0
Bolton	0	0	0.00	2	0	0	0	0	3.0	2	0	0	0	0	2	3	0
Clemens	0	1	3.52	2	2	0	0	0	7.2	7	3	3	0	0	5	4	1
Gray	0	0	2.70	2	0	0	0	0	3.1	4	2	1	0	0	1	2	0
Harris	0	1	27.00	1	0	0	0	0	0.1	3	1	1	0	0	0	0	0
Kiecker	0	0	1.59	1	1	0	0	0	5.2	6	1	1	0	1	1	2	0
Lamp	0	0	108.00	1	0	0	0	0	0.1	2	4	4	0	0	2	0	0
Murphy	0	0	13.50	1	0	0	0	0	0.2	2	1	1	0	0	1	0	0
Reardon	0	0	9.00	1	0	0	0	0	2.0	3	2	2	0	1	1	0	0
Red Sox	0	4	4.50	4	4	1	0	0	34.0	38	20	17	0	4	19	21	1
Athletics	4	0	1.00	4	4	0	0	3	36.0	23	4	4	1	0	6	16	0

Red Sox in the
Postseason



Red Sox in the Postseason, Continued

1988 American League Championship Series

(Athletics 4, Red Sox 0)

Game 1

at **BOSTON (Day)** | Wednesday, October 5

	R	H	E
Oakland	0	2	6
Boston	0	1	6

Stewart, HONEYCUTT (7-W), Eckersley (8-SV) and Steinbach, Hassey (8)

HURST (L) and Gedman

HR—Canseco (1)

T—2:44; A—34,101

Game 2

at **BOSTON (Night)** | Thursday, October 6

	R	H	E
Oakland	0	4	10
Boston	0	3	4

Davis, Cadaret (7), NELSON (7-W), Eckersley (9-SV) and Hassey

Clemens, Stanley (8), SMITH (8-L) and Gedman

HR—Canseco (2), Gedman (1)

T—3:14; A—32,786

Game 3

at **OAKLAND (Day)** | Saturday, October 8

	R	H	E
Boston	3	6	12
Oakland	0	10	15

BODDICKER (L), Gardner (3), Stanley (8) and Gedman

Welch, NELSON (2-W), Young (6), Plunk (7), Honeycutt (7),

Eckersley (8-SV) and Hassey

HR—Greenwell (1), McGwire (1), Lansford (1), Hassey (1), Henderson (1)

T—3:14; A—49,261

Game 4

at **OAKLAND (Day)** | Sunday, October 9

	R	H	E
Boston	0	1	4
Oakland	1	4	10

HURST (L), Smithson (5) and Gedman

STEWART (W), Honeycutt (8), Eckersley (9-SV) and Steinbach, Hassey (9)

HR—Canseco (3)

T—2:55; A—49,406

1988 ALCS Statistics

Batter	AVG	G	AB	R	H	2B	3B	HR	RBI	GW	SH	SF	HB	BB	SO	SB	CS	E
Barrett	.067	4	15	2	1	0	0	0	0	0	0	0	0	1	0	0	0	0
Benzinger	.091	4	11	0	1	0	0	0	0	0	0	0	0	3	0	0	0	0
Boggs	.385	4	13	2	5	0	0	0	3	0	0	2	0	3	4	0	0	0
Burks	.235	4	17	2	4	1	0	0	1	0	0	0	0	0	3	0	0	0
Evans	.167	4	12	1	2	1	0	0	1	0	0	0	0	3	5	0	0	0
Gedman	.357	4	14	1	5	0	0	1	1	0	0	0	0	2	1	0	0	0
Greenwell	.214	4	14	2	3	1	0	1	3	0	0	0	0	3	0	0	0	0
Owen	.000	1	0	0	0	0	0	0	0	0	0	0	0	1	0	0	0	0
Parrish	.000	4	6	0	0	0	0	0	0	0	0	0	0	0	2	0	0	0
Reed	.273	4	11	0	3	1	0	0	0	0	1	0	1	2	1	0	0	0
Rice	.154	4	13	0	2	0	0	0	1	0	0	0	0	2	4	0	0	0
Romero	.000	1	0	0	0	0	0	0	0	0	0	0	0	0	0	0	0	0
Romine	.000	2	0	1	0	0	0	0	0	0	0	0	0	0	0	0	0	0
Red Sox	.206	4	126	11	26	4	0	2	10	0	2	2	1	18	23	0	0	1
Athletics	.299	4	137	20	41	8	0	7	20	4	0	1	0	10	35	1	3	3

Pitcher	W	L	ERA	G	GS	CG	SHO	SV	IP	H	R	ER	HR	HB	BB	SO	WP
Boddicker	0	1	20.25	1	1	0	0	0	2.2	8	6	6	3	0	1	2	0
Clemens	0	0	3.86	1	1	0	0	0	7.0	6	3	3	1	0	0	8	1
Gardner	0	0	5.79	1	0	0	0	0	4.2	6	3	3	0	0	2	8	0
Hurst	0	2	2.77	2	2	1	0	0	13.0	10	4	4	2	0	5	12	0
Smith	0	1	8.10	2	0	0	0	0	3.1	6	3	3	0	0	1	4	0
Smithson	0	0	0.00	1	0	0	0	0	2.1	3	0	0	0	0	0	1	0
Stanley	0	0	9.00	2	0	0	0	0	1.0	2	1	1	1	0	1	0	0
Red Sox	0	4	5.29	4	4	1	0	0	34.0	41	20	20	7	0	10	35	1
Athletics	4	0	2.00	4	4	0	0	4	36.0	26	11	8	2	1	18	23	1

Red Sox in the Postseason, Continued

1986 American League Championship Series

(Red Sox 4, Angels 3)

Game 1

at **BOSTON (Night)** | Tuesday, October 7

	R	H	E
California	0	4	1
Boston	0	0	0

WITT (W) and Boone

CLEMENS (L), Sambito (8), Stanley (8) and Gedman

HR—None

T—2:52; A—32,993

Game 2

at **BOSTON (Day)** | Wednesday, October 8

	R	H	E
California	0	0	0
Boston	1	1	0

McCASKILL (L), Lucas (8), Corbett (8) and Boone

HURST (W) and Gedman

HR—Joyner (1), Rice (1)

T—2:47; A—32,786

Game 3

at **CALIFORNIA (Night)** | Friday, October 10

	R	H	E
Boston	0	1	0
California	0	0	0

BOYD (L), Sambito (7), Schiraldi (8) and Gedman

CANDELARIA (W), Moore (8-SV) and Boone

HR—Schofield (1), Pettis (1)

T—2:48; A—64,206

Game 4

at **CALIFORNIA (Night)** | Saturday, October 11

	R	H	E
Boston	0	0	0
California	0	0	0

Clemens, SCHIRALDI (9-L) and Gedman

Sutton, Lucas (7), Ruhle (7), Finley (8), CORBETT (8-W) and Boone, Narron (10)

HR—DeCinces (1)

T—3:50; A—64,223

Game 5

at **CALIFORNIA (Day)** | Sunday, October 12

	R	H	E
Boston	0	2	0
California	0	0	0

Hurst, Stanley (7), Sambito (9), CRAWFORD (9-W), Schiraldi (11-SV) and Gedman

Witt, Lucas (9), MOORE (9-L), Finley (11) and Boone

HR—Baylor (1), Gedman (1), Henderson (1), Boone (1), Grich (1)

T—3:54; A—64,223

Game 6

at **BOSTON (Night)** | Tuesday, October 14

	R	H	E
California	2	0	0
Boston	2	0	5

McCASKILL (L), Lucas (3), Corbett (4), Finley (7) and Boone, Narron (8)

BOYD (W), Stanley (8) and Gedman

HR—Downing (1)

T—3:23; A—32,998

Game 7

at **BOSTON (Night)** | Wednesday, October 15

	R	H	E
California	0	0	0
Boston	0	3	0

CANDELARIA (L), Sutton (4), Moore (8) and Boone

CLEMENS (W), Schiraldi (8) and Gedman

HR—Rice (2), Evans (1)

T—2:39; A—33,001

1986 ALCS Statistics

Batter	AVG	G	AB	R	H	2B	3B	HR	RBI	GW	SH	SF	HB	BB	SO	SB	CS	E
Armas	.125	5	16	1	2	1	0	0	0	0	0	0	0	2	2	0	0	0
Barrett	.367	7	30	4	11	2	0	0	5	1	1	0	0	2	2	0	0	0
Baylor	.346	7	26	6	9	3	0	1	2	0	0	0	2	4	5	0	0	0
Boggs	.233	7	30	3	7	1	1	0	2	0	1	0	0	4	1	0	0	2
Buckner	.214	7	28	3	6	1	0	0	3	0	0	1	0	0	2	0	0	0
Evans	.214	7	28	2	6	1	0	1	4	1	0	0	0	3	3	0	0	0
Gedman	.357	7	28	4	10	1	0	1	6	1	0	0	1	0	4	0	0	0
Greenwell	.500	2	2	0	1	0	0	0	0	0	0	0	0	0	0	0	0	0
Henderson	.111	5	9	3	1	0	0	1	4	1	0	1	0	2	2	0	0	0
Owen	.429	7	21	5	9	0	1	0	3	0	1	0	0	2	2	1	0	5
Rice	.161	7	31	8	5	1	0	2	6	0	0	0	0	1	8	0	0	0
Romero	.000	1	2	0	0	0	0	0	0	0	0	0	0	0	0	0	0	0
Stapleton	.667	4	3	2	2	0	0	0	0	0	0	0	0	1	0	0	0	0
Red Sox	.272	7	254	41	69	11	2	6	35	4	3	2	3	19	31	1	0	7
Angels	.277	7	256	30	71	11	0	7	29	3	4	2	4	20	44	1	4	

Pitcher	W	L	ERA	G	GS	CG	SHO	SV	IP	H	R	ER	HR	HB	BB	SO	WP
Boyd	1	1	4.61	2	2	0	0	0	13.2	17	7	7	3	1	3	8	0
Clemens	1	1	4.37	3	3	0	0	0	22.2	22	12	11	1	2	7	17	0
Crawford	1	0	0.00	1	0	0	0	0	1.2	1	0	0	0	0	2	1	0
Hurst	1	0	2.40	2	2	1	0	0	15.0	18	5	4	3	0	1	8	0
Sambito	0	0	13.50	3	0	0	0	0	0.2	1	1	1	0	0	1	0	0
Schiraldi	0	1	1.50	4	0	0	0	1	6.0	5	2	1	0	1	3	9	0
Stanley	0	0	3.18	3	0	0	0	0	5.2	7	3	2	0	0	3	1	0
Red Sox	4	3	3.58	18	7	1	0	1	65.1	71	30	26	7	4	20	44	0
Angels	3	4	3.94	22	7	1	0	1	64.0	69	41	28	6	3	19	31	1

Red Sox in the
Postseason



Red Sox in the Postseason, Continued

1986 World Series

(Mets 4, Red Sox 3)

Game 1

at **NEW YORK (Night)** | Saturday, October 18

	R	H	E
Boston	1	5	0
New York	0	4	1

HURST (W), Schiraldi (9-SV) and Gedman

DARLING (L), McDowell (8) and Carter

HR—None

T—2:59; A—55,076

Game 2

at **NEW YORK (Night)** | Sunday, October 19

	R	H	E
Boston	9	18	0
New York	3	8	1

Clemens, CRAWFORD (5-W), Stanley (5-7) and Gedman

GOODEN (L), Aguilera (6), Orosco (7), Fernandez (9), Sisk (9) and Carter

HR—Henderson (2), Evans (2)

T—3:36; A—55,063

Game 3

at **BOSTON (Night)** | Tuesday, October 21

	R	H	E
New York	7	13	0
Boston	1	5	0

OJEDA (W), McDowell (2) and Carter

BOYD (L), Sambito (8), Stanley (8) and Gedman

HR—Dykstra (2)

T—2:58; A—33,595

Game 4

at **BOSTON (Night)** | Wednesday, October 22

	R	H	E
New York	6	12	0
Boston	2	7	1

DARLING (W), McDowell (8), Orosco (5-8) and Carter

NIPPER (L), Crawford (7), Stanley (9) and Gedman

HR—Dykstra (3), Carter 2 (2)

T—3:22; A—33,902

Game 5

at **BOSTON (Night)** | Thursday, October 23

	R	H	E
New York	2	10	1
Boston	4	12	0

GOODEN (L), Fernandez (5) and Carter

HURST (W) and Gedman

HR—Teufel (1)

T—3:09; A—34,010

Game 6

at **NEW YORK (Night)** | Saturday, October 25

	R	H	E
Boston	5	13	3
New York	6	8	2

Clemens, SCHIRALDI (L-8), Stanley (10) and Gedman

Ojeda, McDowell (7), Orosco (8), AGUILERA (W-9) and Carter

HR—Henderson (3)

T—4:02; A—55,078

Game 7

at **NEW YORK (Night)** | Saturday, October 27

	R	H	E
Boston	5	9	0
New York	8	10	0

Hurst, SCHIRALDI (L-7), Sambito (7), Stanley (7), Nipper (8),

Crawford (8) and Gedman

Darling, Fernandez (4), MCDOWELL (W-7), Orosco (8-SV) and Carter

HR—Gedman (2), Evans (3), Knight (1), Strawberry (3)

T—3:11; A—55,032

1986 World Series Statistics

Batter	AVG	G	AB	R	H	2B	3B	HR	RBI	GW	SH	SF	HB	BB	SO	SB	CS	E
Armas	.000	1	1	0	0	0	0	0	0	0	0	0	0	0	1	0	0	0
Barrett	.433	7	30	1	13	2	0	0	4	0	0	0	0	5	2	0	0	0
Baylor	.182	4	11	1	2	1	0	0	1	0	0	0	1	1	3	0	0	0
Boggs	.290	7	31	3	9	3	0	0	3	1	0	0	0	4	2	0	0	0
Buckner	.188	7	32	2	6	0	0	0	1	0	0	0	1	0	3	0	0	1
Evans	.308	7	26	4	8	2	0	2	9	0	0	0	0	4	3	0	0	1
Gedman	.200	7	30	1	6	1	0	1	1	1	0	0	0	0	10	0	0	2
Greenwell	.000	4	3	0	0	0	0	0	0	0	0	0	0	1	2	0	0	0
Henderson	.400	7	25	6	10	1	1	2	5	0	0	1	1	2	6	0	0	0
Owen	.300	7	20	2	6	0	0	0	2	1	1	1	0	5	6	0	0	0
Rice	.333	7	27	6	9	1	1	0	0	0	0	0	0	6	9	0	0	0
Romero	.000	3	1	0	0	0	0	0	0	0	0	0	0	0	0	0	0	0
Stapleton	.000	3	1	0	0	0	0	0	0	0	0	0	0	0	0	0	0	0
Boyd	—	1	0	0	0	0	0	0	0	0	0	0	0	0	0	0	0	0
Clemens	.000	2	4	1	0	0	0	0	0	0	1	0	0	0	1	0	0	0
Crawford	.000	3	1	0	0	0	0	0	0	0	0	0	0	0	0	0	0	0
Hurst	.000	3	3	0	0	0	0	0	0	0	2	0	0	0	3	0	0	0
Nipper	—	2	0	0	0	0	0	0	0	0	0	0	0	0	0	0	0	0
Sambito	—	2	0	0	0	0	0	0	0	0	0	0	0	0	0	0	0	0
Schiraldi	.000	3	1	0	0	0	0	0	0	0	0	0	0	0	1	0	0	0
Stanley	.000	5	1	0	0	0	0	0	0	0	0	0	0	0	1	0	0	0
Red Sox	.278	7	248	27	69	11	2	5	26	2	4	2	3	28	53	0	0	4
Mets	.271	7	240	32	65	6	0	7	29	3	6	2	1	21	43	7	2	5

Red Sox in the Postseason, Continued

1986 World Series Statistics (Cont.)

Pitcher	W	L	ERA	G	GS	CG	SHO	SV	IP	H	R	ER	HR	HB	BB	SO	WP
Boyd	0	1	7.71	1	1	0	0	0	7.0	9	6	6	1	0	1	3	0
Clemens	0	0	3.18	2	2	0	0	0	11.1	9	5	4	0	0	6	11	0
Crawford	1	0	6.23	3	0	0	0	0	4.1	5	3	3	2	1	0	4	0
Hurst	2	0	1.96	3	3	1	0	0	23.0	18	5	5	1	0	6	17	0
Nipper	0	1	7.11	2	1	0	0	0	6.1	10	5	5	2	0	2	2	0
Sambito	0	0	27.00	2	0	0	0	0	0.1	2	1	1	0	0	2	0	1
Schiraldi	0	2	13.50	3	0	0	0	1	4.0	7	7	6	1	0	3	2	1
Stanley	0	0	0.00	5	0	0	0	1	6.1	5	0	0	0	0	1	4	1
Red Sox	3	4	4.31	7	7	1	1	2	62.2	65	32	30	7	1	21	43	3
Mets	4	3	3.29	7	7	0	0	2	63.0	69	27	23	5	3	28	53	3

1975 American League Championship Series

(Red Sox 3, Athletics 0)

Game 1 at BOSTON (Day) | Saturday, October 4

	R	H	E
Oakland	0	3	4
Boston	2	8	3

HOLTZMAN (L), Todd (7), Lindblad (7), Bosman (7), Abbott (8) and Tenace

TIANT (W) and Fisk

HR—None

T—2:40; A—35,578

Game 3 at OAKLAND (Night) | Tuesday, October 7

	R	H	E
Boston	0	5	1
Oakland	0	3	2

WISE (W), Drago (8-SV) and Fisk

HOLTZMAN (L), Todd (5), Lindblad (5) and Tenace

HR—None

T—2:30; A—49,358

Game 2 at BOSTON (Day) | Sunday, October 5

	R	H	E
Oakland	2	10	0
Boston	0	6	12

Blue, Todd (4), FINGERS (5-L) and Fosse, Tenace (7)

Cleveland, MORET (6-W), Drago (7-SV) and Fisk

HR—Jackson (1), Yastrzemski (1), Petrocelli (1)

T—2:27; A—35,578

1975 ALCS Statistics

Batter	AVG	G	AB	R	H	2B	3B	HR	RBI	GW	SH	SF	HB	BB	SO	SB	CS	E
Beniquez	.250	3	12	2	3	0	0	0	1	0	1	0	0	0	1	2	0	0
Burleson	.444	3	9	2	4	2	0	0	1	0	1	0	0	1	0	0	0	1
Cooper	.400	3	10	0	4	2	0	0	1	0	1	0	0	0	2	0	0	1
Doyle	.273	3	11	3	3	0	0	0	2	0	1	1	0	0	1	0	0	1
Evans	.100	3	10	1	1	1	0	0	0	0	0	0	0	1	2	0	0	0
Fisk	.417	3	12	4	5	1	0	0	2	1	0	0	0	0	2	1	0	0
Lynn	.364	3	11	1	4	1	0	0	3	0	1	0	0	0	0	0	0	1
Petrocelli	.167	3	12	1	2	0	0	1	2	1	0	0	0	0	3	0	0	0
Yastrzemski	.455	3	11	4	5	1	0	1	2	0	0	0	0	1	1	0	0	0
Red Sox	.316	3	98	18	31	8	0	2	14	2	5	1	0	3	12	3	0	4
Athletics	.194	3	98	7	19	6	0	1	7	0	0	0	0	9	14	0	0	6

Pitcher	W	L	ERA	G	GS	CG	SHO	SV	IP	H	R	ER	HR	HB	BB	SO	WP
Cleveland	0	0	5.40	1	1	0	0	0	5.0	7	3	3	1	0	1	2	0
Drago	0	0	0.00	2	0	0	0	2	4.2	2	0	0	0	0	1	2	1
Moret	1	0	0.00	1	0	0	0	0	1.0	1	0	0	0	0	1	0	0
Tiant	1	0	0.00	1	1	1	0	0	9.0	3	1	0	0	0	3	8	0
Wise	1	0	2.45	1	1	0	0	0	7.1	6	3	2	0	0	3	2	0
Red Sox	3	0	1.67	3	3	1	0	2	27.0	19	7	5	1	0	9	14	0
Athletics	0	3	4.32	3	3	0	0	0	25.0	31	18	12	2	0	3	12	1

Red Sox in the
Postseason



Red Sox in the Postseason, Continued

1975 World Series

(Reds 4, Red Sox 3)

Game 1

at **BOSTON (Day)** | Saturday, October 11

	C	I	N	C	I	N	N	A	T	I	R	H	E
Cincinnati	0	0	0	0	0	0	0	0	0	0	0	5	0
Boston	0	0	0	0	0	0	6	0	x	6	6	12	0

GULLETT (L), Carroll (7), McEnaney (7) and Bench

TIANT (W) and Fisk

HR—None

T—2:27; A—35,205

Game 2

at **BOSTON (Day)** | Sunday, October 12

	C	I	N	C	I	N	N	A	T	R	H	E
Cincinnati	0	0	0	1	0	0	0	0	2	3	7	1
Boston	1	0	0	0	0	1	0	0	0	2	7	0

Billingham, Borbon (6), McEnaney (7), EASTWICK (9-W) and Bench

Lee, DRAGO (9-L) and Fisk

HR—None

T—2:38; A—35,205

Game 3

at **CINCINNATI (Night)** | Tuesday, October 14

	B	O	S	T	O	N	R	H	E			
Boston	0	1	0	0	0	1	1	0	2	5	10	2
Cincinnati	0	0	0	2	3	0	0	0	0	6	7	0

Wise, Burton (5), Cleveland (5), WILLOUGHBY (7-L), Moret (10) and Fisk

Nolan, Darcy (5), Carroll (7), McEnaney (7), EASTWICK (9-W) and Bench

HR—Fisk (1), Carbo (1), Evans (1), Bench (1), Concepcion (1), Geronimo (1)

T—3:03; A—55,392

Game 4

at **CINCINNATI (Night)** | Wednesday, October 15

	B	O	S	T	O	N	R	H	E			
Boston	0	0	0	5	0	0	0	0	0	5	11	1
Cincinnati	2	0	0	2	0	0	0	0	0	4	9	1

TIANT (W) and Fisk

NORMAN (L), Borbon (4), Carroll (5), Eastwick (7) and Bench

HR—None

T—2:52; A—55,667

Game 5

at **CINCINNATI (Night)** | Thursday, October 16

	B	O	S	T	O	N	R	H	E			
Boston	1	0	0	0	0	0	0	1	2	5	0	
Cincinnati	0	0	0	1	1	3	0	1	x	6	8	0

CLEVELAND (L), Willoughby (6), Pole (8), Segui (8) and Fisk

GULLETT (W), Eastwick (9-SV) and Bench

HR—Perez 2 (2)

T—2:23; A—56,393

Game 6

at **BOSTON (Night)** | Tuesday, October 21

	C	I	N	C	I	N	N	A	T	I	R	H	E
Cincinnati	0	0	0	0	3	0	2	1	0	0	6	14	0
Boston	3	0	0	0	0	0	0	3	0	0	1	7	10

Nolan, Norman (3), Billingham (3), Carroll (5), Borbon (6),

Eastwick (8), McEnaney (9), Darcy (10-L) and Bench

Tiant, Moret (8), Drago (9), WISE (12-W) and Fisk

HR—Lynn (1), Geronimo (2), Carbo (2), Fisk (2)

T—4:01; A—35,205

Game 7

at **BOSTON (Night)** | Wednesday, October 22

	C	I	N	C	I	N	N	A	T	I	R	H	E
Cincinnati	0	0	0	0	0	2	1	0	1	4	9	0	
Boston	0	0	3	0	0	0	0	0	0	3	5	2	

Gullett, Billingham (5), CARROLL (7-W), McEnaney (9-SV) and Bench

Lee, Moret (7), Willoughby (7), BURTON (9-L), Cleveland (9) and Fisk

HR—Perez (3)

T—2:52; A—35,205

1975 World Series Statistics

Batter	AVG	G	AB	R	H	2B	3B	HR	RBI	GW	SH	SF	HB	BB	SO	SB	CS	E
Beniquez	.125	3	8	0	1	0	0	0	1	0	0	0	0	1	1	0	0	0
Burleson	.292	7	24	1	7	1	0	0	2	1	0	0	0	4	2	0	1	1
Carbo	.429	4	7	3	3	1	0	2	4	0	0	0	0	1	1	0	0	0
Cleveland	.000	3	2	0	0	0	0	0	0	0	0	0	0	0	2	0	0	0
Cooper	.053	5	19	0	1	1	0	0	1	0	0	1	0	0	3	0	0	0
Doyle	.267	7	30	3	8	1	1	0	0	0	1	0	0	2	1	0	0	3
Evans	.292	7	24	3	7	1	1	1	5	0	1	0	1	3	4	0	1	0
Fisk	.240	7	25	5	6	0	0	2	4	1	0	0	0	7	7	0	0	2
Griffin	.000	1	1	0	0	0	0	0	0	0	0	0	0	0	0	0	0	0
Lee	.167	2	6	0	1	0	0	0	0	0	0	0	0	0	3	0	0	0
Lynn	.280	7	25	3	7	1	0	1	5	0	0	1	0	3	5	0	0	0
Miller	.000	3	2	0	0	0	0	0	0	0	0	0	0	0	0	0	0	0
Montgomery	.000	1	1	0	0	0	0	0	0	0	0	0	0	0	0	0	0	0
Petrocelli	.308	7	26	3	8	1	0	0	4	0	0	0	0	3	6	0	0	0
Tiant	.250	3	8	2	2	0	0	0	0	0	1	0	0	2	4	0	0	0
Willoughby	—	3	0	0	0	0	0	0	0	0	1	0	0	0	0	0	0	0
Wise	.000	2	2	0	0	0	0	0	0	0	0	0	0	0	0	0	0	0
Yastrzemski	.310	7	29	7	9	0	0	0	4	1	0	1	0	4	1	0	0	0
Red Sox	.251	7	239	30	60	7	2	6	30	3	4	3	1	30	40	0	2	6
Reds	.242	7	244	29	59	9	3	7	29	4	2	2	2	25	30	9	2	2

Pitcher	W	L	ERA	G	GS	CG	SHO	SV	IP	H	R	ER	HR	HB	BB	SO	WP
Burton	0	1	9.00	2	0	0	0	0	1.0	1	1	0	0	0	3	0	0
Cleveland	0	1	6.75	3	1	0	0	0	6.2	7	5	5	2	0	3	5	0
Drago	0	1	2.25	2	0	0	0	0	4.0	3	1	1	0	1	1	1	0
Lee	0	0	3.14	2	2	0	0	0	14.1	12	5	5	1	0	3	7	0
Moret	0	0	0.00	3	0	0	0	0	1.2	2	0	0	0	0	3	1	0
Pole	0	0	—	1	0	0	0	0	0.0	0	1	1	0	0	2	0	0
Segui	0	0	0.00	1	0	0	0	0	1.0	0	0	0	0	0	0	0	0
Tiant	2	0	3.60	3	3	2	1	0	25.0	25	10	10	1	0	8	12	0
Willoughby	0	1	0.00	3	0	0	0	0	6.1	3	1	0	0	1	0	2	0
Wise	1	0	8.44	2	1	0	0	0	5.1	6	5	5	3	0	2	2	0
Red Sox	3	4	3.86	7	7	2	1	0	65.1	59	29	28	7	2	25	30	0
Reds	4	3	3.88	7	7	0	0	2	65.0	60	30	28	6	1	30	40	3

Red Sox in the Postseason, Continued

1967 World Series

(Cardinals 4, Red Sox 3)

Game 1

at **BOSTON (Day)** | Wednesday, October 4

										R	H	E
St. Louis	0	0	1	0	0	0	1	0	0	2	10	0
Boston	0	0	1	0	0	0	0	0	0	1	6	0

B. GIBSON (W) and McCarver
SANTIAGO (L), Wyatt (8) and R. Gibson, Howard (9)
HR—Santiago (1)
T—2:22; A—34,796

Game 2

at **BOSTON (Day)** | Thursday, October 5

										R	H	E
St. Louis	0	0	0	0	0	0	0	0	0	0	1	1
Boston	0	0	0	1	0	1	3	0	x	5	9	0

HUGHES (L), Willis (6), Hoerner (7), Lamabe (7) and McCarver
LONBORG (W) and Howard
HR—Yastrzewski 2 (2)
T—2:24; A—35,188

Game 3

at **ST. LOUIS (Day)** | Saturday, October 7

										R	H	E
Boston	0	0	0	0	0	1	1	0	0	2	7	1
St. Louis	1	2	0	0	0	1	0	1	x	5	10	0

BELL (L), Waslewski (3), Stange (6), Osinski (8) and Howard
BRILES (W) and McCarver
HR—Shannon (1), Smith (1)
T—2:15; A—54,575

Game 4

at **ST. LOUIS (Day)** | Sunday, October 8

										R	H	E
Boston	0	0	0	0	0	0	0	0	0	0	5	0
St. Louis	4	0	2	0	0	0	0	0	x	6	9	0

SANTIAGO (L), Bell (1), Stephenson (3), Morehead (5), Brett (8)
and Howard, Ryan (5)
B. GIBSON (W) and McCarver
HR—None
T—2:05; A—54,575

Game 5

at **ST. LOUIS (Day)** | Monday, October 9

										R	H	E
Boston	0	0	1	0	0	0	0	0	2	3	6	1
St. Louis	0	0	0	0	0	0	0	0	1	1	3	2

LONBORG (W) and Howard
CARLTON (L), Washburn (7), Willis (9), Lamabe (9) and McCarver
HR—Maris (1)
T—2:20; A—54,575

Game 6

at **BOSTON (Day)** | Wednesday, October 11

										R	H	E
St. Louis	0	0	2	0	0	0	0	2	0	0	4	8
Boston	0	1	0	3	0	0	0	4	0	x	8	12

Hughes, Willis (4), Briles (5), LAMABE (7-L), Hoerner (7), Jaster (7),
Washburn (7), Woodeshick (8) and McCarver
Waslewski, WYATT (6-W), Bell (8-SV) and Howard
HR—Petrocelli 2 (2), Yastrzewski (3), Smith (2), Brock (1)
T—2:48; A—35,188

Game 7

at **BOSTON (Day)** | Thursday, October 12

										R	H	E
St. Louis	0	0	2	0	2	3	0	0	0	7	10	1
Boston	0	0	0	0	1	0	0	1	0	2	3	1

B. GIBSON (W) and McCarver
LONBORG (L), Santiago (7), Morehead (9), Osinski (9), Brett (9)
and Howard, R. Gibson (9)
HR—B. Gibson (1), Javier (1)
T—2:23; A—35,188

1967 World Series Statistics

Batter	AVG	G	AB	R	H	2B	3B	HR	RBI	GW	SH	SF	HB	BB	SO	SB	CS	E
Adair	.125	5	16	0	2	0	0	0	1	0	0	1	0	0	3	1	0	0
Andrews	.308	5	13	2	4	0	0	0	1	0	2	0	0	0	1	0	0	0
Foy	.133	6	15	2	4	1	0	0	1	1	1	0	0	1	5	0	0	1
Gibson	.000	2	2	0	0	0	0	0	0	0	0	0	0	0	2	0	0	0
Harrelson	.077	4	13	0	1	0	0	0	1	1	0	0	0	1	3	0	0	0
Howard	.111	7	18	0	2	0	0	0	1	0	1	0	0	1	2	0	0	0
Jones	.389	6	18	2	7	0	0	0	1	0	0	0	0	1	3	0	0	0
Lonborg	.000	3	9	0	0	0	0	0	0	0	0	0	0	0	7	0	0	0
Petrocelli	.200	7	20	3	4	1	0	2	3	0	0	1	0	3	8	0	1	2
Ryan	.000	1	2	0	0	0	0	0	0	0	0	0	0	0	1	0	0	0
Santiago	.500	3	2	1	1	0	0	1	1	0	0	0	0	0	1	0	0	0
Scott	.231	7	26	3	6	1	1	0	0	0	0	0	0	3	6	0	0	0
Siebern	.333	3	3	0	1	0	0	0	1	0	0	0	0	0	0	0	0	0
Smith	.250	7	24	3	6	1	0	2	3	0	0	0	0	2	2	0	1	0
Tartabull	.154	7	13	1	2	0	0	0	0	0	0	0	0	1	2	0	0	0
Thomas	.000	2	2	0	0	0	0	0	0	0	0	0	0	0	1	0	0	0
Waslewski	.000	2	1	0	0	0	0	0	0	0	0	0	1	0	1	0	0	0
Yastrzewski	.400	7	25	4	10	2	0	3	5	1	0	0	1	4	1	0	1	0
Red Sox	.216	7	222	21	48	6	1	8	19	3	4	2	2	17	49	1	3	4
Cardinals	.223	7	229	25	51	11	2	5	24	4	0	2	0	17	30	7	1	4

Pitcher	W	L	ERA	G	GS	CG	SHO	SV	IP	H	R	ER	HR	HB	BB	SO	WP
Bell	0	1	5.06	3	1	0	0	1	5.1	8	3	3	1	0	1	1	0
Brett	0	0	0.00	2	0	0	0	0	1.1	0	0	0	0	0	1	1	0
Lonborg	2	1	2.63	3	3	2	1	0	24.0	14	8	7	3	0	2	11	1
Morehead	0	0	0.00	2	0	0	0	0	3.1	0	0	0	0	0	4	3	0
Osinski	0	0	6.75	2	0	0	0	0	1.1	2	1	1	0	0	0	0	0
Santiago	0	2	5.59	3	2	0	0	0	9.2	16	6	6	0	0	3	6	0
Stange	0	0	0.00	1	0	0	0	0	2.0	3	1	0	0	0	0	0	0
Stephenson	0	0	9.00	1	0	0	0	0	2.0	3	2	2	0	0	1	0	1
Waslewski	0	0	2.16	2	1	0	0	0	8.1	4	2	2	0	0	2	7	0
Wyatt	1	0	4.91	2	0	0	0	0	3.2	1	2	2	1	0	3	1	0
Red Sox	3	4	3.39	7	7	2	1	1	61.0	51	25	23	5	0	17	30	2
Cardinals	4	3	2.66	7	7	4	1	0	61.0	48	21	18	8	2	17	49	2

Red Sox in the
Postseason



Red Sox in the Postseason, Continued

1946 World Series

(Cardinals 4, Red Sox 3)

Game 1

at ST. LOUIS (Day) | Sunday, October 6

	B	R	H	E
Boston	0	1	0	0
St. Louis	0	0	0	0

Hughson, JOHNSON (9-W) and H. Wagner, Partee (9)

POLLET (L) and Garagiola

HR—York (1)

T—2:39; A—36,218

Game 2

at ST. LOUIS (Day) | Monday, October 7

	B	R	H	E
Boston	0	0	0	0
St. Louis	0	0	1	0

HARRIS (L), Dobson (8) and Partee, H. Wagner (6)

BRECHEN (W) and Rice

HR—None

T—1:56; A—35,815

Game 3

at BOSTON (Day)
Wednesday, October 9

	B	R	H	E
St. Louis	0	0	0	0
Boston	3	0	0	0

DICKSON (L), Wilks (8) and Garagiola

FERRISS (W) and H. Wagner

HR—York (2)

T—1:54; A—34,500

Game 4

at BOSTON (Day)
Thursday, October 10

	B	R	H	E
St. Louis	0	3	3	0
Boston	0	0	0	1

MUNGER (W) and Garagiola

HUGHSON (L), Bagby (3), Zuber (6), Brown (8), Ryba (9), Dreisewerd (9) and H. Wagner

HR—Slaughter (1), Doerr (1)

T—2:31; A—35,645

Game 5

at BOSTON (Day)
Friday, October 11

	B	R	H	E
St. Louis	0	1	0	0
Boston	1	1	0	0

Pollet, BRAZLE (L), Beazley (8) and Garagiola

DOBSON (W) and Partee

HR—Culberson (1)

T—2:23; A—35,982

Game 6

at ST. LOUIS (Day)
Sunday, October 13

	B	R	H	E
Boston	0	0	0	0
St. Louis	0	0	3	0

HARRIS (L), Hughson (3), Johnson (8) and Partee

BRECHEN (W) and Rice

HR—None

Game 7

at ST. LOUIS (Day)
Tuesday, October 15

	B	R	H	E
Boston	1	0	0	0
St. Louis	0	1	0	0

Ferriss, Dobson (5), KLINGER (8-L), Johnson (8) and H. Wagner,

Partee (8)

Dickson, BRECHEN (8-W) and Garagiola, Rice (8)

HR—None

T—2:17; A—36,143

T—1:56; A—35,768

1946 World Series Statistics

Batter	AVG	G	AB	R	H	2B	3B	HR	RBI	GW	SH	SF	HB	BB	SO	SB	CS	E
Bagby Jr.	.000	1	1	0	0	0	0	0	0	0	0	0	0	0	0	0	0	0
Campbell	—	1	0	0	0	0	0	0	0	0	0	0	0	0	0	0	0	0
Culberson	.222	5	9	1	2	0	0	1	1	0	0	0	0	1	2	1	0	0
DiMaggio	.259	7	27	2	7	3	0	0	3	0	1	0	0	2	2	0	0	0
Dobson	.000	3	3	0	0	0	0	0	0	0	1	0	0	0	2	0	0	0
Doerr	.409	6	22	1	9	1	0	1	3	0	0	0	0	2	2	0	0	0
Ferriss	.000	2	6	0	0	0	0	0	0	0	0	0	0	0	1	0	0	0
Gutteridge	.400	3	5	1	2	0	0	0	1	1	0	0	0	0	0	0	0	0
Harris	.333	2	3	0	1	0	0	0	0	0	0	0	0	0	1	0	0	0
Higgins	.208	7	24	1	5	1	0	0	2	0	0	0	0	2	0	0	0	2
Hughson	.333	3	3	0	1	0	0	0	0	0	0	0	0	1	0	0	0	1
Johnson	.000	3	1	0	0	0	0	0	0	0	0	0	0	0	0	0	0	0
McBride	.167	5	12	0	2	0	0	0	1	0	0	0	0	0	1	0	0	1
Metkovich	.500	2	2	1	1	1	0	0	0	0	0	0	0	0	0	0	0	0
Moses	.417	4	12	1	5	0	0	0	0	0	0	0	0	1	2	0	0	0
Partee	.100	5	10	1	1	0	0	0	1	0	0	0	0	1	2	0	0	0
Pesky	.233	7	30	2	7	0	0	0	0	0	0	0	0	1	3	1	1	4
Russell	1.000	2	2	1	2	0	0	0	0	0	0	0	0	0	0	0	0	0
Wagner	.000	5	13	0	0	0	0	0	0	0	1	0	0	0	1	0	0	0
Williams	.200	7	25	2	5	0	0	0	1	0	0	0	0	5	5	0	0	0
York	.261	7	23	6	6	1	1	2	5	2	0	0	1	6	4	0	0	1
Red Sox	.240	7	233	20	56	7	1	4	18	3	3	0	1	22	28	2	1	10
Cardinals	.259	7	232	28	60	19	2	1	27	4	8	0	2	19	30	3	3	4

Red Sox in the Postseason, Continued

1946 World Series Statistics (Cont.)

Pitcher	W	L	ERA	G	GS	CG	SHO	SV	IP	H	R	ER	HR	HB	BB	SO	WP
Bagby Jr.	0	0	3.00	1	0	0	0	0	3.0	6	1	1	0	0	1	1	0
Brown	0	0	27.00	1	0	0	0	0	1.0	4	3	3	0	0	1	0	0
Dobson	1	0	0.00	3	1	1	0	0	12.2	4	3	0	0	1	3	10	0
Dreisewerd	0	0	0.00	1	0	0	0	0	0.1	0	0	0	0	0	0	0	0
Ferriss	1	0	2.03	2	2	1	1	0	13.1	13	3	3	0	0	2	4	0
Harris	0	2	3.72	2	2	0	0	0	9.2	11	6	4	0	0	4	5	0
Hughson	0	1	3.14	3	2	0	0	0	14.1	14	8	5	1	1	3	8	0
Johnson	1	0	2.70	3	0	0	0	0	3.1	1	1	1	0	0	2	1	0
Klinger	0	1	13.50	1	0	0	0	0	0.2	2	1	1	0	0	1	0	0
Ryba	0	0	13.50	1	0	0	0	0	0.2	2	1	1	0	0	1	0	0
Zuber	0	0	4.50	1	0	0	0	0	2.0	3	1	1	0	0	1	1	0
Red Sox	3	4	2.95	7	7	2	1	0	61.0	60	28	20	1	2	19	30	0
Cardinals	4	3	2.32	7	7	4	1	0	62.0	56	20	16	4	1	22	28	1

1918 World Series

(Red Sox 4, Cubs 2)

Game 1

at CHICAGO (Day) | Thursday, September 5

	R	H	E
Boston	0	0	0
Chicago	0	0	0

RUTH (W) and Agnew
VAUGHN (L) and Killefer
HR—None
T—1:50; A—19,274

Game 2

at CHICAGO (Day) | Friday, September 6

	R	H	E
Boston	0	0	0
Chicago	0	3	0

BUSH (L) and Agnew, Schang (8)
TYLER (W) and Killefer
HR—None
T—1:58; A—20,040

Game 3

at CHICAGO (Day) | Saturday, September 7

	R	H	E
Boston	0	0	0
Chicago	0	0	0

MAYS (W) and Schang
VAUGHN (L) and Killefer
HR—None
T—1:57 A—27,054

Game 4

at BOSTON (Day) | Monday, September 9

	R	H	E
Chicago	0	0	0
Boston	0	0	0

Tyler, DOUGLAS (8-L) and Killefer
RUTH (W), Bush (9-SV) and Agnew, Schang (8)
HR—None
T—1:50; A—22,183

Game 5

at BOSTON (Day) | Tuesday, September 10

	R	H	E
Chicago	0	0	1
Boston	0	0	0

VAUGHN (W) and Killefer
JONES (L) and Agnew, Schang (9)
HR—None
T—1:42; A—24,694

Game 6

at BOSTON (Day) | Wednesday, September 11

	R	H	E
Chicago	0	0	1
Boston	0	0	2

TYLER (L), Hendrix (8) and Killefer, O'Farrell (8)
MAYS (W) and Schang
HR—None
T—1:46; A—15,238

1918 World Series Statistics

Batter	AVG	G	AB	R	H	2B	3B	HR	RBI	GW	SH	SF	HB	BB	SO	SB	CS	E
Agnew	.000	4	9	0	0	0	0	0	0	0	0	0	0	0	0	0	0	0
Bush	.000	2	2	0	0	0	0	0	0	0	0	0	0	1	0	0	0	0
Dubuc	.000	1	1	0	0	0	0	0	0	0	0	0	0	0	1	0	0	0
Hooper	.200	6	20	0	4	0	0	0	0	0	2	0	0	2	2	0	2	0
Jones	.000	1	1	0	0	0	0	0	0	0	0	0	0	1	0	0	0	0
Mays	.200	2	5	1	1	0	0	0	0	0	0	0	0	1	0	0	0	0
McInnis	.250	6	20	2	5	0	0	0	1	1	1	0	0	1	1	0	0	0
Miller	.000	1	1	0	0	0	0	0	0	0	0	0	0	0	0	0	0	0
Ruth	.200	3	5	0	1	0	1	0	2	0	1	0	0	0	2	0	0	0
Schang	.444	5	9	1	4	0	0	0	1	1	0	0	0	2	3	1	1	0
Scott	.100	6	20	0	2	0	0	0	1	0	1	0	0	1	1	0	0	0
Shean	.211	6	19	2	4	1	0	0	0	0	1	0	0	4	3	1	0	0
Strunk	.174	6	23	1	4	1	1	0	0	0	1	0	0	0	5	0	1	0
Thomas	.118	6	17	0	2	0	0	0	0	0	1	0	0	1	2	0	0	0
Whiteman	.250	6	20	2	5	0	1	0	1	0	0	0	1	2	1	1	0	1
Red Sox	.186	6	172	9	32	2	3	0	6	2	8	0	1	16	21	3	4	1
Cubs	.210	6	176	10	37	5	1	0	10	2	4	0	2	18	14	3	5	5

Pitcher	W	L	ERA	G	GS	CG	SHO	SV	IP	H	R	ER	HR	HB	BB	SO	WP
Bush	0	1	3.00	2	1	1	0	0	9.0	7	3	3	0	0	3	0	0
Jones	0	1	3.00	1	1	1	0	0	9.0	7	3	3	0	0	5	5	0
Mays	2	0	1.00	2	2	2	0	0	18.0	10	2	2	0	1	3	5	0
Ruth	2	0	1.06	2	2	1	1	0	17.0	13	2	2	0	1	7	4	1
Red Sox	4	2	1.70	6	6	5	1	1	53.0	37	10	10	0	2	18	14	1
Cubs	2	4	1.04	6	6	4	1	0	52.0	32	9	6	0	1	16	21	0

Red Sox in the
Postseason



Red Sox in the Postseason, Continued

1916 World Series

(Red Sox 4, Brooklyn Robins 1)

Game 1

at **BOSTON, Braves Field (Day)** | Saturday, October 7

										R	H	E
Brooklyn	0	0	0	1	0	0	0	0	4	5	10	4
Boston	0	0	1	0	1	0	3	1	x	6	8	1

MARQUARD (L), Pfeffer (8) and Meyers
SHORE (W), Mays (9) and Cady, Thomas (9)
HR—None
T—2:16; A—36,117

Game 2

at **BOSTON, Braves Field (Day)** | Monday, October 9

											R	H	E
Brooklyn	1	0	0	0	0	0	0	0	0	0	1	6	2
Boston	0	0	1	0	0	0	0	0	0	0	1	2	7

S.SMITH (L) and Meyers
RUTH (W) and Thomas
HR—Myers (1)
T—2:32; A—41,373

Game 3

at **BROOKLYN (Day)** | Tuesday, October 10

at BROOKLYN (Day)										Tuesday, October 10				R	H	E
Boston	0	0	0	0	0	2	1	0	0	3	7	1				
Brooklyn	0	0	1	1	2	0	0	0	x	4	10	0				

MAYS (L), Foster (6) and Thomas
COOMBS (W), Pfeffer (7) and Miller
HR—Gardner (1)
T—2:01; A—21,087

Game 4

at **BROOKLYN (Day)** | Wednesday, October 11

AT BROOKLYN (2-0) Wednesday, October 11										R	H	E
Boston	0	3	0	1	1	0	1	0	0	6	10	1
Brooklyn	2	0	0	0	0	0	0	0	0	2	5	4

LEONARD (W) and Carrigan
MARQUARD (L), Cheney (5), Rucker (8) and Meyers
HR—Gardner (2)
T—2:30; A—21,662

Game 5

at **BOSTON, Braves Field (Day)** | Thursday, October 12

										R	H	E
Brooklyn	0	1	0	0	0	0	0	0	0	1	3	3
Boston	0	1	2	0	1	0	0	0	x	4	7	2

PFEFFER (L), Dell (8) and Meyers
SHORE (W) and Cady
HR—None
T—1:43; A—42,620

1916 World Series Statistics

Batter	AVG	G	AB	R	H	2B	3B	HR	RBI	GW	SH	SF	HB	BB	SO	SB	CS	E
Cady	.250	2	4	1	1	0	0	0	0	0	0	0	0	0	0	0	0	0
Carrigan	.667	1	3	0	2	0	0	0	1	0	1	0	0	0	1	0	1	0
Foster	.000	1	1	0	0	0	0	0	0	0	0	0	0	0	1	0	0	0
Gainer	1.000	1	1	0	1	0	0	0	1	1	0	0	0	0	0	0	0	0
Gardner	.176	5	17	2	3	0	0	2	6	1	1	1	0	0	2	0	0	2
Henriksen	—	1	0	1	0	0	0	0	0	0	0	0	0	1	0	0	0	0
Hoblitzell	.235	5	17	3	4	1	1	0	2	0	0	0	0	6	0	0	0	0
Hooper	.333	5	21	6	7	1	1	0	1	0	0	0	0	3	1	1	2	0
Janvrin	.217	5	23	2	5	3	0	0	1	0	1	0	0	0	6	0	1	2
Leonard	.000	1	3	0	0	0	0	0	0	0	0	0	0	1	3	0	0	0
Lewis	.353	5	17	3	6	2	1	0	1	0	4	0	0	2	1	0	0	0
Mays	.000	2	1	0	0	0	0	0	0	0	0	0	0	0	1	0	0	0
McNally	—	1	0	1	0	0	0	0	0	0	0	0	0	0	0	0	0	0
Ruth	.000	1	5	0	0	0	0	0	1	0	0	0	0	0	2	0	0	0
Scott	.125	5	16	1	2	0	1	0	1	0	1	1	0	1	1	0	0	2
Shore	.000	2	7	0	0	0	0	0	0	0	0	0	0	0	2	0	0	0
Shorten	.571	2	7	0	4	0	0	0	2	0	1	0	0	0	1	0	2	0
Thomas	.143	3	7	0	1	0	1	0	0	0	1	0	0	0	1	0	0	0
Walker	.273	3	11	1	3	0	0	1	0	1	1	0	0	0	1	2	0	1
Walsh	.000	1	3	0	0	0	0	0	0	0	0	0	0	0	0	0	0	0
Red Sox	.238	5	164	21	39	7	6	2	18	3	10	2	0	18	25	1	7	6
Robins	.200	5	170	13	34	2	5	1	11	1	6	0	2	14	19	1	3	13

Pitcher	W	L	ERA	G	GS	CG	SHO	SV	IP	H	R	ER	HR	HB	BB	SO	WP
Foster	0	0	0.00	1	0	0	0	0	3.0	3	0	0	0	0	0	1	0
Leonard	1	0	1.00	1	1	1	0	0	9.0	5	2	1	0	0	4	3	1
Mays	0	1	5.06	2	1	0	0	1	5.1	8	4	3	0	1	3	2	0
Ruth	1	0	0.64	1	1	1	0	0	14.0	6	1	1	1	0	3	4	0
Shore	2	0	1.53	2	2	1	0	0	17.2	12	6	3	0	1	4	9	0
Red Sox	4	1	1.47	5	5	3	0	1	49.0	34	13	8	1	2	14	19	1
Robins	1	4	2.85	5	5	1	0	1	47.1	39	21	15	2	0	18	25	2

Red Sox in the Postseason, Continued

1915 World Series

(Red Sox 4, Phillies 1)

Game 1

at PHILADELPHIA (Day) | Friday, October 8

	R	H	E
Boston	0	0	0
Philadelphia	0	0	0

SHORE (L) and Cady
ALEXANDER (W) and Burns
HR—None
T—1:58; A—19,343

Game 2

at PHILADELPHIA (Day) | Saturday, October 9

	R	H	E
Boston	1	0	0
Philadelphia	0	0	0

FOSTER (W) and Thomas, Cady (7)

MAYER (L) and Burns

HR—None

T—2:05; A—20,306

Game 3

at BOSTON, Braves Field (Day) | Monday, October 11

	R	H	E
Philadelphia	0	0	1
Boston	0	0	0

ALEXANDER (L) and Burns
LEONARD (W) and Carrigan
HR—None
T—1:48; A—42,300

Game 4

at BOSTON, Braves Field (Day)
Tuesday, October 12

	R	H	E
Philadelphia	0	0	0
Boston	0	0	0

CHALMERS (L) and Burns
SHORE (W) and Cady
HR—None
T—2:05; A—41,096

Game 5

at PHILADELPHIA (Day) | Wednesday, October 13

	R	H	E
Boston	0	1	1
Philadelphia	2	0	0

FOSTER (W) and Thomas, Cady (6)
Mayer, RIXEY (3-L) and Burns
HR—Hooper 2 (2), Lewis (1), Luderus (1)
T—2:15; A—20,306

1915 World Series Statistics

Batter	AVG	G	AB	R	H	2B	3B	HR	RBI	GW	SH	SF	HB	BB	SO	SB	CS	E
Barry	.176	5	17	1	3	0	0	0	1	0	0	0	0	1	2	0	0	1
Cady	.333	4	6	0	2	0	0	0	0	0	1	0	0	1	2	0	0	0
Carrigan	.000	1	2	0	0	0	0	0	0	0	0	0	0	1	1	0	0	0
Foster	.500	2	8	0	4	1	0	0	1	1	0	0	0	0	2	0	0	0
Gainer	.333	1	3	1	1	0	0	0	0	0	0	0	0	0	0	0	0	0
Gardner	.235	5	17	2	4	0	1	0	0	0	1	0	0	1	0	0	0	0
Henriksen	.000	2	2	0	0	0	0	0	0	0	0	0	0	0	0	0	0	0
Hoblitzell	.313	5	16	1	5	0	0	0	1	0	0	1	0	0	1	1	1	1
Hooper	.350	5	20	4	7	0	0	2	3	2	0	0	1	2	4	0	0	1
Janvrin	.000	1	1	0	0	0	0	0	0	0	0	0	0	0	0	0	0	0
Leonard	.000	1	3	0	0	0	0	0	0	0	0	0	0	0	2	0	0	0
Lewis	.444	5	18	1	8	1	0	1	5	1	1	0	0	1	4	0	1	0
Ruth	.000	1	1	0	0	0	0	0	0	0	0	0	0	0	0	0	0	0
Scott	.056	5	18	0	1	0	0	0	0	0	2	0	0	0	3	0	0	0
Shore	.200	2	5	0	1	0	0	0	0	0	1	0	0	0	3	0	0	1
Speaker	.294	5	17	2	5	0	1	0	0	0	0	0	0	4	1	0	3	0
Thomas	.200	2	5	0	1	0	0	0	0	0	0	0	0	0	0	0	0	0
Red Sox	.264	5	159	12	42	2	2	3	11	4	6	1	1	11	25	1	5	4
Phillies	.182	5	148	10	27	4	1	1	9	1	5	0	2	10	25	2	6	3
Pitcher	W	L	ERA	G	GS	CG	SHO	SV	IP	H	R	ER	HR	HB	BB	SO	WP	
Foster	2	0	2.00	2	2	2	0	0	18.0	12	5	4	1	2	2	13	0	
Leonard	1	0	1.00	1	1	1	0	0	9.0	3	1	1	0	0	0	6	0	
Shore	1	1	2.12	2	2	2	0	0	17.0	12	4	4	0	0	8	6	0	
Red Sox	4	1	1.84	5	5	5	0	0	44.0	27	10	9	1	2	10	25	0	
Phillies	1	4	2.27	5	5	4	0	0	43.2	42	12	11	3	1	11	25	0	

Red Sox in the
Postseason



Red Sox in the Postseason, Continued

1912 World Series

(Red Sox 4, New York Giants 3)

Game 1

at NEW YORK (Day) | Tuesday, October 8

										R	H	E
Boston	0	0	0	0	0	1	3	0	0	4	6	1
New York	0	0	2	0	0	0	0	0	1	3	8	1

WOOD (W) and Cady
TESREAU (L), Crandall (8) and Meyers
HR—None
T—2:10; A—35,730

Game 2

at BOSTON, Fenway Park (Day) | Wednesday, October 9

										R	H	E
New York	0	1	0	1	0	0	3	0	1	0	6	11
Boston	3	0	0	0	1	0	1	0	1	0	6	10

Mathewson and Meyers, Wilson (10)
Collins, Hall (8), Bedient (11) and Carrigan
HR—None
T—2:38; A—30,148 (Game called at end of 11th inning due to darkness)

Game 3

at BOSTON, Fenway Park (Day) | Thursday, October 10

										R	H	E
New York	0	1	0	0	1	0	0	0	0	2	7	1
Boston	0	0	0	0	0	0	0	0	1	1	7	0

MARQUARD (W) and Meyers
O'BRIEN (L), Bedient (9) and Carrigan, Cady (9)
HR—None
T—2:16; A—34,624

Game 4

at NEW YORK (Day) | Friday, October 11

										R	H	E
Boston	0	1	0	1	0	0	0	0	1	3	8	1
New York	0	0	0	0	0	0	1	0	0	1	9	1

WOOD (W) and Cady
TESREAU (L), Ames (8) and Meyers
HR—None
T—2:06; A—36,502

Game 5

at BOSTON, Fenway Park (Day) | Saturday, October 12

										R	H	E
New York	0	0	0	0	0	0	1	0	0	1	3	1
Boston	0	0	2	0	0	0	0	0	x	2	5	1

MATHEWSON (L) and Meyers
BEDIENT (W) and Cady
HR—None
T—1:43; A—34,683

Game 6

at NEW YORK (Day) | Monday, October 14

										R	H	E
Boston	0	2	0	0	0	0	0	0	0	0	2	7
New York	5	0	0	0	0	0	0	0	0	x	5	11

O'BRIEN (L), Collins (2) and Cady
MARQUARD (W) and Meyers
HR—None
T—1:58; A—30,622

Game 7

at BOSTON, Fenway Park (Day) | Tuesday, October 15

										R	H	E
New York	6	1	0	0	0	2	1	0	1	11	16	4
Boston	0	1	0	0	0	0	2	1	0	4	9	3

TESREAU (W) and Meyers, Wilson (7)
WOOD (L), Hall (2) and Cady
HR—Doyle (1), Gardner (1)
T—2:21; A—32,694

Game 8

at BOSTON, Fenway Park (Day) | Wednesday, October 16

										R	H	E
New York	0	0	1	0	0	0	0	0	0	1	2	9
Boston	0	0	0	0	0	0	0	1	0	0	2	3

MATHEWSON (L) and Meyers
Bedient, WOOD (8-W) and Cady
HR—None
T—2:39; A—17,034

1912 World Series Statistics

Batter	AVG	G	AB	R	H	2B	3B	HR	RBI	GW	SH	SF	HB	BB	SO	SB	CS	E
Ball	.000	1	1	0	0	0	0	0	0	0	0	0	0	0	1	0	0	0
Bedient	.000	4	6	0	0	0	0	0	0	0	0	0	0	0	0	0	0	0
Cady	.136	7	22	1	3	0	0	0	1	0	1	0	0	0	3	0	0	1
Carrigan	.000	2	7	0	0	0	0	0	0	0	0	0	0	0	0	0	0	0
Collins	.000	2	5	0	0	0	0	0	0	0	0	0	0	0	2	0	0	0
Engle	.333	3	3	1	1	1	0	0	2	0	0	0	0	0	0	0	0	0
Gardner	.179	8	28	4	5	2	1	1	5	1	2	1	1	2	5	0	0	4
Hall	.750	2	4	0	3	1	0	0	0	0	0	0	0	1	0	0	0	1
Henriksen	1.000	2	1	0	1	1	0	0	1	0	0	0	0	0	0	0	0	0
Hooper	.290	8	31	3	9	2	1	0	2	0	1	1	0	4	4	2	1	0
Lewis	.188	8	32	4	6	3	0	0	1	0	0	0	0	2	2	0	0	1
O'Brien	.000	2	2	0	0	0	0	0	0	0	0	0	0	0	2	0	0	0
Speaker	.300	8	30	4	9	1	2	0	2	0	0	0	0	4	2	1	1	2
Stahl	.250	8	32	3	8	2	0	0	2	0	1	0	0	0	6	2	2	1
Wagner	.167	8	30	1	5	1	0	0	0	0	0	0	0	3	6	1	0	3
Wood	.286	4	7	1	2	0	0	0	1	0	0	0	0	1	0	0	0	0
Yerkes	.250	8	32	3	8	0	2	0	4	2	1	0	0	2	3	0	0	1
Red Sox	.220	8	273	25	60	14	6	1	21	3	6	2	1	19	36	6	4	14
Giants	.270	8	274	31	74	14	4	1	25	2	4	3	3	22	39	12	10	16

Pitcher	W	L	ERA	G	GS	CG	SHO	SV	IP	H	R	ER	HR	HB	BB	SO	WP
Bedient	1	0	0.50	4	2	1	0	0	18.0	10	2	1	0	2	7	7	0
Collins	0	0	1.88	2	1	0	0	0	14.1	14	5	3	0	0	0	6	0
Hall	0	0	3.38	2	0	0	0	0	10.2	11	6	4	1	0	9	1	0
O'Brien	0	2	5.00	2	2	0	0	0	9.0	12	7	5	0	0	3	4	0
Wood	3	1	3.68	4	3	2	0	0	22.0	27	11	9	0	1	3	21	0
Red Sox	4	3	2.68	8	8	3	0	0	74.0	74	31	22	1	3	22	39	0
Giants	3	4	1.71	8	8	6	0	0	73.2	60	25	14	1	1	19	36	3

Red Sox in the Postseason, Continued

1903 World Series

(Boston Americans 5, Pirates 3)

Game 1 at BOSTON, Huntington Ave. Grounds (Day) Thursday, October 1

	Pittsburg	Boston	R	H	E
Pittsburg	4	0	1	1	0
Boston	0	0	0	0	2
	0	0	1	0	1
	7	12	4	3	6

PHILIPPE (W) and Phelps
YOUNG (L) and Criger
HR—Sebring (1)
T—1:55; A—16,242

Game 2 at BOSTON, Huntington Ave. Grounds (Day) Friday, October 2

	Pittsburg	Boston	R	H	E
Pittsburg	0	0	0	0	0
Boston	2	0	0	1	0
	0	0	0	0	x
	0	3	2	3	9

LEEVEY (L), Veil (2) and Smith
Dinneen (W) and Criger
HR—Dougherty 2 (2)
T—1:47; A—9,415

Game 3 at BOSTON, Huntington Ave. Grounds (Day) Saturday, October 3

	Pittsburg	Boston	R	H	E
Pittsburg	0	1	2	0	0
Boston	0	0	0	0	0
	0	0	1	0	0
	4	7	0	2	4

PHILIPPE (W) and Phelps
HUGHES (L), Young (3) and Criger
HR—None
T—1:50; A—18,801

Game 4 at PITTSBURG (Day) | Tuesday, October 6

	Boston	Pittsburg	R	H	E
Boston	0	0	0	1	0
Pittsburg	1	0	0	0	3
	0	0	0	1	0
	4	9	1	5	12

Dinneen (L) and Criger
PHILIPPE (W) and Phelps
HR—None
T—1:30; A—7,600

Game 5 at PITTSBURG (Day) | Wednesday, October 7

	Boston	Pittsburg	R	H	E
Boston	0	0	0	0	6
Pittsburg	0	0	0	0	0
	0	0	0	2	0
	11	14	2	2	6

YOUNG (W) and Criger
KENNEDY (L), Thompson (8) and Phelps
HR—None
T—2:00; A—12,322

Game 6 at PITTSBURG (Day) | Thursday, October 8

	Boston	Pittsburg	R	H	E
Boston	0	0	3	0	2
Pittsburg	0	0	0	0	0
	0	1	0	0	0
	6	10	1	3	10

DINNEEN (W) and Criger
LEEVEY (L) and Phelps
HR—None
T—2:02; A—11,556

Game 7 at PITTSBURG (Day) | Saturday, October 10

	Boston	Pittsburg	R	H	E
Boston	2	0	0	2	0
Pittsburg	0	0	0	1	0
	0	1	0	0	1
	7	10	4	3	12

PHILIPPE (L) and Phelps
YOUNG (W) and Criger
HR—None
T—1:45; A—17,038

Game 8 at BOSTON, Huntington Ave. Grounds (Day) Tuesday, October 13

	Pittsburg	Boston	R	H	E
Pittsburg	0	0	0	0	0
Boston	0	0	0	2	0
	0	1	0	0	x
	0	4	3	3	8

PHILIPPE (L) and Phelps
Dinneen (W) and Criger
HR—None
T—1:35; A—7,455

1903 World Series Statistics

Batter	AVG	G	AB	R	H	2B	3B	HR	RBI	GW	SH	SF	HB	BB	SO	SB	CS	E
Collins	.250	8	36	5	9	1	2	0	1	1	0	0	0	1	1	3	0	1
Criger	.231	8	26	1	6	0	0	0	4	0	1	0	0	2	3	0	0	3
Dinneen	.182	4	11	1	2	0	0	0	0	0	1	0	0	2	2	0	0	0
Dougherty	.235	8	34	3	8	0	2	2	5	1	0	0	1	2	6	0	0	1
Farrell	.000	2	2	0	0	0	0	0	1	0	0	0	0	0	0	0	0	0
Ferris	.290	8	31	3	9	0	1	0	5	1	1	0	1	0	6	0	0	2
Freeman	.281	8	32	6	9	0	3	0	4	0	0	0	0	2	2	0	1	0
LaChance	.222	8	27	5	6	2	1	0	4	1	3	0	0	3	2	0	0	3
O'Brien	.000	2	2	0	0	0	0	0	0	0	0	0	0	0	1	0	0	0
Parent	.281	8	32	8	9	0	3	0	4	0	0	0	1	1	1	0	0	3
Stahl	.303	8	33	6	10	1	3	0	3	1	0	0	0	1	2	2	1	0
Young	.133	4	15	1	2	0	1	0	3	0	0	0	0	0	3	0	0	1
Red Sox	.249	8	281	39	70	4	16	2	34	5	6	0	3	14	29	5	2	14
Pirates	.237	8	270	24	64	7	9	1	22	3	3	0	1	14	45	9	4	19

Pitcher	W	L	ERA	G	GS	CG	SHO	SV	IP	H	R	ER	HR	HB	BB	SO	WP
Dinneen	3	1	2.06	4	4	2	0	0	35.0	29	8	8	0	0	8	28	0
Hughes	0	1	9.00	1	1	0	0	0	2.0	4	2	2	0	0	2	0	0
Young	2	1	1.85	4	3	3	0	0	34.0	31	14	7	1	1	4	17	0
Red Sox	5	3	2.15	8	8	7	2	0	71.0	64	24	17	1	1	14	45	0
Pirates	3	5	3.34	8	8	6	0	0	70.0	70	39	26	2	3	14	29	1

Red Sox in the
Postseason



Red Sox in the Postseason, Continued

RED SOX CAREER POSTSEASON RECORDS

(Totals Include Division Series, AL Championship Series and World Series)

INDIVIDUAL BATTING

Most Series Played.....	15, David Ortiz (2003, 2004, 2005, 2007, 2008, 2009, 2013)
Most Games.....	73, David Ortiz (2003, 2004, 2005, 2007, 2008, 2009, 2013)
Highest Batting Average (Min. 75 PA).....	.369 (24-for-65), Carl Yastrzemski (1967, 1975)
Highest On-Base Percentage (Min. 75 PA).....	.447, Carl Yastrzemski (1967, 1975)
Highest Slugging Percentage (Min. 75 PA).....	.639, John Valentin (1995, 1998, 1999)
Most Plate Appearances.....	328, David Ortiz (2003, 2004, 2005, 2007, 2008, 2009, 2013)
Most At-Bats.....	266, David Ortiz (2003, 2004, 2005, 2007, 2008, 2009, 2013)
Most Runs Scored.....	51, David Ortiz (2003, 2004, 2005, 2007, 2008, 2009, 2013)
Most Hits.....	79, David Ortiz (2003, 2004, 2005, 2007, 2008, 2009, 2013)
Most Extra-Base Hits.....	37, David Ortiz (2003, 2004, 2005, 2007, 2008, 2009, 2013)
Most Total Bases.....	152, David Ortiz (2003, 2004, 2005, 2007, 2008, 2009, 2013)
Most Singles.....	42, David Ortiz (2003, 2004, 2005, 2007, 2008, 2009, 2013)
Most Doubles.....	18, David Ortiz (2003, 2004, 2005, 2007, 2008, 2009, 2013)
Most Triples.....	3, Buck Freeman (1903); Freddy Parent (1903); Tris Speaker (1912, 1915); Chick Stahl (1903)
Most Home Runs.....	17, David Ortiz (2003, 2004, 2005, 2007, 2008, 2009, 2013)
Most Runs Batted In.....	56, David Ortiz (2003, 2004, 2005, 2007, 2008, 2009, 2013)
Most Walks.....	57, David Ortiz (2003, 2004, 2005, 2007, 2008, 2009, 2013)
Most Strikeouts.....	61, David Ortiz (2003, 2004, 2005, 2007, 2008, 2009, 2013)
Most Stolen Bases.....	11, Jacoby Ellsbury (2007, 2008, 2009, 2013)

INDIVIDUAL PITCHING

Most Series Played.....	10, Tim Wakefield (1995, 1998, 1999, 2003, 2004, 2005, 2007, 2008)
Lowest ERA (Min. 15.0 IP).....	0.50, Hugh Bedient (1912)
Most Games.....	28, Mike Timlin (2003, 2004, 2005, 2007, 2008)
Most Games Started.....	11, Jon Lester (2007, 2008, 2009, 2013); Pedro Martinez (1998, 1999, 2003, 2004)
Most Saves.....	7, Jonathan Papelbon (2005, 2007, 2008, 2009); Koji Uehara (2013)
Most Wins.....	6, Jon Lester (2007, 2008, 2009, 2013); Pedro Martinez (1998, 1999, 2003, 2004); Curt Schilling (2004, 2007)
Most Losses.....	7, Tim Wakefield (1995, 1998, 1999, 2003, 2004, 2005, 2007, 2008)
Most Innings Pitched.....	79.1, Pedro Martinez (1998, 1999, 2003, 2004)
Most Runs Allowed.....	50, Tim Wakefield (1995, 1998, 1999, 2003, 2004, 2005, 2007, 2008)
Most Earned Runs Allowed.....	48, Tim Wakefield (1995, 1998, 1999, 2003, 2004, 2005, 2007, 2008)
Most Hits Allowed.....	63, Pedro Martinez (1998, 1999, 2003, 2004)
Most Walks.....	33, Tim Wakefield (1995, 1998, 1999, 2003, 2004, 2005, 2007, 2008)
Most Strikeouts.....	80, Pedro Martinez (1998, 1999, 2003, 2004)



Left-handed pitcher
Henry Owens was
named Red Sox Minor
League Pitcher of the
Year in 2013.

Player Development

Photo by 365DigitalPhotography.com.

Player Development Staff



Raquel Ferreira, Senior Director, Minor League Operations

Raquel enters her 16th year with the Red Sox and her 3rd as Senior Director, Minor League Operations after serving as Director, Minor League Operations from 2008-11 and as Director, Minor League Administration from 2002-07. She oversees the daily operations for the team's 6 minor league affiliates, handling issues for all minor league players and staff such as contract tenders, player transactions, payroll and insurance. The Cumberland, RI native heads the club's player immigration program and oversees the baseball operations budgets. She received the 2002 Edward F. Kenney Award given for dedication, success, and work ethic in baseball.

Raquel graduated from the University of Rhode Island in 1992 and resides in Somerville, MA with her husband, Erik Stamps, and their daughter, Gabriella (6).



Ben Crockett, Director, Player Development

Ben enters his 3rd season as Director, Player Development after 2 seasons as the club's Assistant Director, Player Development from 2010-11. He joined the Red Sox organization as an intern in baseball operations in 2007 and served as Advance Scouting Coordinator from 2008-09.

Crockett was selected by the Red Sox in the 10th round of the June 2001 draft but did not sign. He was drafted the following year in the 3rd round by Colorado out of Harvard University and is a veteran of 5 professional seasons (2002-06) as a pitcher.



David Howard, Minor League Field Coordinator

David enters his 11th season in the Red Sox organization and his 5th as Minor League Field Coordinator following 2 seasons as Special Assistant to the General Manager from 2008-09. He worked as a major league scout in 2007 and as a professional scout from 2005-06 after joining the Red Sox in 2004 as a minor league coach. The former infielder played 9 seasons in the major leagues with the Royals and Cardinals from 1991-99. His father, Bruce, pitched for the White Sox, Orioles and Senators during a 6-year big league career from 1963-68.

The Sarasota, FL native lives in Leawood, KS with his wife, Jill, and children, Bridget (15) and Drew (13).



Dr. Brian Busconi, Minor League Physician

Dr. Brian Busconi begins his first season as Head Minor League Physician in 2014. An orthopedic surgeon affiliated with the UMass Memorial Medical Center, Busconi has been involved in the care of Red Sox minor league players since 1992.



Duncan Webb
Assistant Director,
Player Development



Ethan Faggett
Assistant Director,
Florida Baseball
Operations



Mike Stelmach
Minor League
Equipment Manager



Mickey Jiang
Minor League
Coach/Interpreter

Scouting Staff



Amiel Sawdaye, Director, Amateur Scouting

Amiel enters his 5th season as Boston's Director, Amateur Scouting and his 13th season in the Red Sox organization. He served the club as Assistant Director, Amateur Scouting from 2005-09 after previously holding the title of Scouting Assistant from 2004-05. Amiel joined the Red Sox as an intern in 2002 and also served in that capacity in 2003.

A native of Baltimore, he graduated from the University of Maryland in 1999 with a degree in decisions information systems. Amiel and Danielle live in Boston with their 2 daughters, Lily and Mia.



Jared Porter, Director, Professional Scouting

Jared begins his 3rd season as Director, Professional Scouting after 2 seasons as Assistant Director, Professional Scouting from 2010-11. He was the club's Coordinator, Professional Scouting from 2008-09 after serving as Assistant, Player Development from 2006-07. He joined the Red Sox as an intern in 2004 and spent 1 year working in Fort Myers, FL.

Growing up in Wayzata, MN and Duxbury, MA, Jared graduated from Thayer Academy (Braintree, MA) in 1999 before attending Bowdoin (ME) college where he was the captain of the hockey and baseball teams his senior year graduating in 2003 with a major in History. During the summers of 2002 and 2003, he interned for the Brewster Whitecaps in the Cape Cod Baseball League. Jared resides in Boston.



Eddie Romero, Director, International Scouting

Eddie begins his 3rd season as Director, International Scouting. Romero was named Assistant Director, Latin American Operations/International Scouting in 2011 after a year as Assistant Director, Latin American Operations. He previously served as Coordinator of Latin American Operations beginning in November 2006. He came to the Boston organization as an assistant in international and professional scouting in February 2006.

Prior to joining the Red Sox, Romero was a prosecutor for the State Attorney's Office for the fourth Judicial District of Florida in Jacksonville. Eddie received both his bachelor's degree in sports management and his juris doctor from the University of Florida.



Jared Banner
Assistant Director,
Player Personnel



Gus Quattlebaum
Assistant Director,
Amateur Scouting



Steve Sanders
Coordinator,
Amateur/
International Scouting



Harrison Slutsky
Assistant,
Advance Scouting

Special Assignment Scouts



Eddie Bane, Special Assistant To Player Personnel

Eddie begins his 2nd season with the Red Sox after spending 2011-12 in the Detroit Tigers organization as a major league scout. He previously served as Director of Scouting for the Los Angeles Angels of Anaheim from 2004-10 and has worked for the Tampa Bay Rays (1999-2003), the Los Angeles Dodgers (1983, 1988-98), and in the Cleveland Indians organization for 4 years, managing Short-A Batavia for 2 seasons (1984-85) while serving as a cross-checker and scout (1984-87).

Several players signed under his direction have been selected to Major League Baseball All-Star teams including Patrick Corbin, Paul Konerko, Mike Trout, Mark Trumbo, Jordan Walden, and Jered Weaver. Bane began his post-playing career as pitching coach for the

Dodgers' Rookie-level Lethbridge club in 1983.

Selected by the Minnesota Twins in the 1st round of the 1973 June draft (11th overall), he enjoyed an 8-year pro career from 1973-79, including 44 ML games from 1973-79.



Galen Carr, Special Assignment Scout

Galen enters his 15th season with the Red Sox organization and his 3rd season as a Special Assignment Scout, having formerly served as a major league scout from 2007-11 and as a pro scout in 2006. Prior to those positions, Carr was the club's Advance Scouting Coordinator from 2003-05 and was an Advance Scouting Administrator from 2001-02. A pitcher at Colby College, he joined the Red Sox organization prior to the 2000 season as an intern.

Galen and his wife, Jennifer, live in Burlington, VT with their son, Miles, and daughter, Zoë.



Steve Peck, Special Assignment Scout

Steve begins his 2nd season as Special Assignment Scout after being named to the position in December 2012. He joined the Red Sox organization as a professional scout in 2009 after 13 years as a member of the Seattle Mariners coaching and scouting staff, including serving as an advance scout from 2004-08. He also worked with the Mariners as a minor league pitching coach (1996-2001) and as an amateur scout (2002-03).

A former right-handed pitcher, Peck spent 7 seasons in the Athletics (1988-90), Angels (1991-93) and Brewers (1994) systems.



Mark Wasinger, Special Assignment Scout

Mark enters his 4th season as a Special Assignment Scout for the Red Sox. He was the club's West Crosschecker in 2009 and spent 6 years overall as a regional crosschecker and 1 year as a professional scout with Boston. He came to the Red Sox in November of 2002 after 7 years as an area scout with San Diego.

Wasinger was Old Dominion University's 1st Division I All-American in baseball. A former major league infielder, he played parts of 3 seasons with the Padres (1986) and Giants (1987-88).

Amateur Scouts & Territories



Mike Rikard
National
Coordinator



John Booher
National
Crosschecker



Jon Adkins
S. Texas,
S. Louisiana



Tom Battista
S. California,
Hawaii



Quincy Boyd
Northeast
Crosschecker



Chris Calciano
Mid-Atlantic



Tim Collinsworth
N. Texas,
N. Louisiana



Ray Fagnant
Northeast, Canadian
Crosschecker



Blair Henry
Midwest



Tom Kotchman
Northern Florida



Dan Madsen
West Crosschecker



Chris Mears
AR, KS, ND, NE,
OK, SD



Brian Moehler
Georgia



Edgar Perez
Puerto Rico



Fred Petersen
Southeast
Crosschecker



Pat Portugal
N. Carolina,
S. Carolina



Chris Pritchett
Northwest and
Canada



John Pyle
Ohio Valley



Jim Robinson
Southwest
Crosschecker



Willie Romay
Southern Florida



Demond Smith
N. California, N.
Nevada



Danny Watkins
AL, MS, TN



Vaughn Williams
AZ, CO, NM, UT



Jim Woodward
S. California, S.
Nevada



Part-Time Amateur Scouts & Territories



Buzz Bowers
Northeast



Rob English
Georgia



Stephen Hargett
Florida, S. Georgia



Jay Oliver
TX, AR



Keith Prager
S. California



Adam Stern
Canada



Terry Sullivan
Illinois

Not Pictured:

Dick Sorkin (Mid-Atlantic)

Professional Scouts



Jaymie Bane
Major League
Scout



Bob Hamelin
Major League
Scout



Dave Klipstein
Major League
Scout



Nate Field
Professional
Scout



Gary Hughes
Professional
Scout



David Keller
Professional
Scout



John Lombardo
Professional
Scout



Matt Mahoney
Professional
Scout



Joe McDonald
Professional
Scout



Anthony Turco
Professional
Scout



Les Walrond
Professional
Scout

Player
Development

Professional Scouting Consultant:

David Scrivines

International Scouts & Territories



Todd Claus
Latin Am. Coordinator,
International
Crosschecker



Jon Deeble
Pacific Rim
Coordinator



Rolando Pino
International
Crosschecker



Jonathan Cruz
Dominican
Republic



Angel Escobar
Venezuela



Falevi Franco
Panama



**Cristobal
Garibaldo**
Panama



Ernesto Gomez
Venezuela



Toshi Kato
Japan



John Kim
South Korea



Louie Lin
Taiwan



Wilder Lobo
Venezuela



Carlos Lugo
Dominican Republic



Rafael Mendoza
Nicaragua



Ramon Mora
Venezuela



Manny Nanita
Dominican Republic
Supervisor



Dennis Neuman
Aruba/Curacao



Manny Padron
Venezuela



Santiago Prada
Colombia



Alex Requena
Venezuela



**Victor
Rodriguez, Jr.**
Dominican Republic
Supervisor/
Crosschecker



David Tapia
Mexico



Sotero Torres
Mexico



Victor Torres
Dominican Republic

Not Pictured:

Steve Fish, Western Australia

Wayne Graczyk, Japan

Rene Saggiadi, Europe

Minor League Coordinators



Paul Buchheit, Head Minor League Medical Coordinator

Paul enters his 1st season as Head Minor League Medical Coordinator after spending 2 seasons as Athletic Training Coordinator for the club. He previously spent 2 seasons as Portland's athletic trainer from 2010-11. He also served in the same capacity for the Salem Red Sox in 2009 and the Greenville Drive for 3 seasons from 2006-08. He previously served as an intern with the Lowell Spinners in 2005 and with the Sarasota Red Sox in 2004.

Buchheit graduated from Buena Vista (IA) University and received his Master's Degree in Athletic Training from the University of Northern Iowa. He is athletic trainer certified and a certified strength and conditioning specialist. Paul and his wife, Allison, live in Fort Myers, FL with their two sons, Hayden and Noah.



Chad Epperson, Catching Coordinator

Chad begins his 5th season as Catching Coordinator after 8 years as a manager or coach in the Red Sox farm system. A manager from 2004-09, he led his club to the playoffs in 4 straight campaigns beginning in 2006, including Single-A Salem in 2009. A back-to-back California League Manager of the Year with Lancaster from 2007-08, he also skipped Wilmington to the playoffs in 2006. He managed Capital City in 2005 and Augusta in 2004. The Kentucky native spent 2 seasons (2002-03) as Sarasota's hitting coach after managing Cook County of the independent Frontier League in 2001.


Epperson played 9 years in the minor leagues in the Mets (1992-95), Red Sox (1997-99) and Orioles (2000) systems prior to his coaching career. He and his wife, Anne, reside in Andover, MA with their son, Andrew (15), and daughter, Alexandra (11).



Andy Fox, Infield Coordinator

Andy begins his 4th season as Infield Coordinator after serving as hitting coach for Seattle's Double-A affiliate in West Tennessee in 2010. He spent the previous 3 campaigns as 1st base and infield coach for the Florida Marlins (2007-09) and began his coaching career in 2006 as manager of Texas' Single-A Clinton club.

A 2-time World Series Champion, Fox played all 4 infield positions during a 9-year major league career with the Yankees (1996-97), Diamondbacks (1998-2000), Marlins (2000-03), Expos (2004) and Rangers (2004). He compiled a .239 AVG with 30 home runs and 168 RBI in 776 career big league games. A native of Fair Oaks, CA, he graduated from Christian Brothers High School in Sacramento, CA.



Glenn (Goose) Gregson, Latin American Pitching Coordinator

Goose begins his 13th season in the Red Sox organization, 34th as a pro pitching coach, instructor or coordinator, and 42nd overall in pro ball. It marks his 8th straight season, 9th overall, serving as Boston's Latin American Pitching Coordinator (also 2005) and his 10th straight season as a pitching coach for the Gulf Coast League Red Sox. In 2013, he helped lead the GCL squad to a 3.04 ERA. He served as the Red Sox pitching coordinator for 3 years (2002-04, 2006) and acted as Boston's major league pitching coach for 6 weeks in 2003 while Tony Cloninger recovered from bladder cancer. Gregson worked for the Phillies (1979-81, 1999-2001), Dodgers (1988-98) and Cubs (1982-84, 1987). He was the Dodgers' big league pitching coach in 1998.

The Appalachian State graduate went 22-18 with a 3.39 ERA over 7 minor league seasons for the White Sox (1972-73) and Phillies (1979-81) before an elbow injury ended his career. The right-hander threw a no-hitter in 1972 for the Mountaineers against the Virginia Military Institute. He has a Masters in sport science and administration. He and his wife, Jan, have 3 children--Rian (36), Tyler (33), and McGraw (31)--and 4 grandchildren, Griffin, Banks, Winslow, and Moyer.



Laz Gutierrez, Player Development Programs Coordinator

Laz enters his 2nd season as the Player Development Programs Coordinator after being named to the position in December 2012. He previously served as an amateur scout for Southern and Northeast Florida beginning in 2006. Gutierrez also served as Short-A Lowell's pitching coach in 2007 and 2010.

A former left-handed pitcher, he spent 3 seasons in the Detroit and San Diego minor league systems from 1998-2001. He attended the University of Miami, studying History and International Studies and was a 3-year baseball letterman.

Laz and his wife, Jeanette have 2 children, their son, Matthew, and daughter, Sophia.

Minor League Coordinators, Continued



Tim Hyers, Hitting Coordinator

Tim enters his 2nd season as Minor League Hitting Coordinator after previously serving as the club's area scout for Georgia from 2009-12. He was hitting coach at Single-A West Michigan in the Tigers minor league system in 2002.

Primarily a 1st baseman, Hyers played 133 career games over parts of 4 seasons in the major leagues with the Padres (1994-95), Tigers (1996), and Marlins (1999).



Mauricio Elizondo, Latin Medical Coordinator

Mauricio enters his 7th season in the Red Sox organization, his 1st season as Latin American Medical Coordinator and his 2nd season as athletic trainer with the Gulf Coast League Red Sox. He previously served as athletic trainer for Greenville (2012) and Lowell (2010-11) after joining the system as an athletic training intern with the GCL Red Sox in Fort Myers from 2008-09.

He graduated from Oregon State University with a BS in exercise and sports science before receiving an MS in exercise science at the University of Idaho. The native of Ciudad Obregón, México is currently studying physical therapy at the University of St. Augustine and is a certified Strength and Conditioning Specialist by the National Strength and

Conditioning Association.



George Lombard, Outfield and Baserunning Coordinator

George enters his 2nd season as Minor League Outfield and Baserunning Coordinator after spending the previous 2 seasons at the helm for the Gulf Coast League Red Sox from 2011-12. He also served as hitting coach for the Lowell Spinners in 2010.

Selected by Atlanta in the 2nd round of the June 1994 draft, the former outfielder played 16 seasons of professional ball, including parts of 6 major league seasons with the Braves (1998-2000), Tigers (2002), Devil Rays (2003) and Nationals (2006). Lombard spent 2 seasons in the Red Sox farm system, appearing at Double-A Portland (2004) and Triple-A Pawtucket (2004-05). In 2005, he tied for 3rd among Red Sox farmhands in both home runs (20) and stolen bases (23). He and his wife, Judy, have 2 children, George (8) and Jacob (6).



Mike Roose, Strength and Conditioning Coordinator

Mike enters his 3rd season as Minor League Strength and Conditioning Coordinator after serving as a strength and conditioning coach with Triple-A Pawtucket in 2010 and 2011.

He started with the organization in 2009 as an intern with the Gulf Coast League Red Sox and graduated from Florida State University with a BS in Exercise Science that same year. Before attending Florida State, he operated in 4 combat tours throughout Iraq and Afghanistan with the United States Air Force.

In 2013, Mike completed his M.S. in Kinesiology.



Chip Simpson, Minor League Physical Therapist

This marks Chip's 6th season in the Red Sox organization after being hired in September 2008 as the club's Minor League Physical Therapist. Before that he worked at the Andrews Institute, a facility in Pensacola, FL for renowned orthopedic surgeon James Andrews, MD.

Chip completed a sports medicine fellowship with Kevin Wilk in Birmingham, AL after graduating from Slippery Rock University with a doctor of physical therapy degree in May 2007. He is also a certified strength and conditioning specialist. Chip played 4 seasons of baseball at Huntingdon College in Montgomery, AL, and was part of the school's 2001 NSCAA national championship team.

Minor League Coordinators, Continued



Ralph Treuel, Pitching Coordinator

Ralph enters his 8th season as Boston's Minor League Pitching Coordinator after serving as the major league bullpen coach in 2006. The Ohio native has 40 years of professional baseball experience, previously coaching in the Red Sox system from 1996-2005, including a brief stint as major league pitching coach in September 2001 when Joe Kerrigan assumed managerial duties with the club. In 2004, Treuel managed the Gulf Coast League Red Sox to the league championship series.

Treuel pitched in the Detroit Tigers system for 9 seasons (1974-82) before joining the coaching ranks in 1983. He was Bristol's (Rookie-level) pitching coach from 1983-84, a roving pitching coach from 1985-90 and Triple-A Toledo's pitching coach from 1991-92.

Ralph spent 1993-94 as Detroit's minor league field coordinator and served as the Tigers' major league pitching coach under manager Sparky Anderson in 1995.

Treuel was the 1999 and 2003 recipient of the Red Sox Edward F. Kenney Player Development Award. He attended Lorain County Community College. He has a daughter, Erica (30), and a son, Derik (27). Ralph and his wife, Donna, reside in Wolfeboro, NH with their son, William Henry (15).

JOSE ZAPATA, Latin American Field Coordinator - See Page 549

Player Development Consultants



Dick Berardino

Dick enters his 47th year in the Red Sox organization, his 11th season as a player development consultant. After 8 seasons as a minor league outfielder, Berardino began a managerial career that spanned 21 seasons, including 20 in the Red Sox system starting in 1971. He joined the Red Sox as a coach in 1989 and served as major league bullpen and 3rd base coach (1989-91), roving outfield/baserunning instructor (1992-96), manager at Single-A Lowell (1997-98), assistant field coordinator (1999-2001) and Spring Training coordinator (2002).

A 1955 graduate of Watertown (MA) High School and a 1959 graduate of Holy Cross, Dick received the Red Sox Edward M. Kenney Player Development Award in 1998.

In 2008, he was given the Judge Emil Fuchs Memorial Award by the Boston Baseball Writers for long and meritorious service to baseball.



Tony Cloninger

Tony is a player development consultant for a 10th year after serving as senior pitching advisor in 2004 and pitching coach in 2002-03. Tony was diagnosed with bladder cancer in March 2003 and took a medical leave of absence that June. Tony is in his 39th year of professional baseball. He was a scout for the San Francisco Giants in 2001 after 15 years with the New York Yankees.

Tony enjoyed a 15-year pro pitching career including 12 major league seasons with the Milwaukee and Atlanta Braves (1961-68), Cincinnati Reds (1968-71) and St. Louis Cardinals (1972). He has a career 113-97 record and a 4.07 ERA over 352 games.



Dwight Evans

A 3-time All-Star, 8-time Gold Glove Award-winning right fielder and a Red Sox Hall of Famer, Dwight will serve as a Red Sox player development consultant for an 11th straight year. Dwight was Boston's major league hitting coach in 2002 after rejoining the organization as a player development consultant in 2001, specializing in minor league outfield and hitting instruction.

Evans played 19 years and 2,505 games in a Sox uniform, 2nd in club history. He was a member of 4 AL East Championship squads (1975, 1986, 1988, 1990) and 2 AL Championship teams (1975, 1986). From 1981-90, he hit 251 homers, most in the AL, and had 605 extra-base hits in the 1980s, most in the majors. He retired in 1991, served

as a roving minor league instructor with the White Sox in 1993 and as the major league hitting coach with the Rockies in 1994.

Player Development Consultants, Continued



Tommy Harper

Tommy enters his 12th season as a player development consultant with the Red Sox after 3 years as the club's major league 1st base, outfield, and baserunning coach. A member of the 2010 Red Sox Hall of Fame class, Harper spent 3 seasons in a Red Sox uniform (1972-74) and held the club single-season record for stolen bases in a season (54 in 1973) until 2009. He enjoyed a 15-year big league career with 8 teams, hitting .257 with 146 homers, 567 RBI and 408 stolen bases. In 1970 with Milwaukee, Harper became the 1st infielder (5th overall) to eclipse both 30 home runs and 30 stolen bases in the same season (31 homers and 38 steals).

Following his playing career, Tommy worked in the Yankees system before returning to Boston in the public relations department in 1979 and as the major league first base coach and baserunning instructor from 1980-84. Before rejoining the Red Sox in 2000, he coached 10 years with the Expos, his final 7 as the hitting, baserunning and outfield coach.



Frank Malzone

A member of the inaugural Red Sox Hall of Fame class in 1995, Frank returned as a player development consultant in 2008. He spent 11 seasons with the Red Sox and was an 8-time All-Star and 3-time Gold Glove Award winner at 3rd base. Malzone ranks among the all-time Red Sox leaders in several categories, and he hit .276 with 131 home runs and 716 RBI in 1,359 Red Sox games.

In 1957, his 1st full season with the Red Sox, Malzone recorded 103 RBI and tied an AL record with 10 assists in 1 game. He became the 1st player in history to lead all AL 3rd basemen in games, putouts, assists, double plays and fielding percentage. Prior to his consultant role, Malzone served as a Red Sox scout.



Carl Yastrzemski

Carl succeeded Ted Williams in left field as a rookie in 1961 and today still follows in his footsteps instructing young Red Sox hitters. A 3-time batting champion and 18-time All-Star, the Hall of Fame outfielder won the Triple Crown in 1967 when he led the AL in batting (.326), home runs (44) and RBI (121). He was the 1st AL player to collect 400 home runs and 3,000 hits in a career.

In 23 years with the Red Sox, Yaz won the MVP Award in 1967 and 7 Gold Gloves. He retired ranked 1st on the all-time list for career games (3,308), ranked 3rd in at-bats (11,988) and walks (1,845), and was 6th in total bases (5,539), 7th in hits (3,419) and doubles (646), and 9th in RBI (1,844). In September 2013, the Red Sox erected a statue in his likeness outside Fenway Park, the third statue created by the club.

Special Assignment Instructors



Jim Rice

Jim returns as a special organizational instructor in 2014, his 42nd season with the Red Sox. He spent 6 years as Boston's big league hitting coach from 1995-97 after 3 seasons as a roving minor league hitting instructor. He also appears as an analyst on NESN's broadcast team. Rice was elected to the National Baseball Hall of Fame in 2009 and was part of the Red Sox Hall of Fame's inaugural 1995 class.

The 8-time All-Star hit .298 with 382 homers, 2,452 hits, 373 doubles, and 79 triples in 2,089 games from 1974-89. He is the only player to have 3 straight 35-homer, 200-hit years (1977-79). The club's No. 1 draft pick in 1971, Rice helped Boston to the 1975 AL pennant as a rookie. In 1978, he was the American League MVP, leading the majors with

46 homers, 139 RBI, 15 triples, 406 total bases, 213 hits and a .600 slugging pct. He helped Boston to the AL pennant and finished 3rd in MVP voting in 1986.

Rice is the only AL player since 1937 with 400 total bases and the only player ever to lead either league outright in homers, triples and RBI. He led the AL in total bases 3 straight years (1977-79), tying for the AL record. Jim and his wife, Corine, are the parents of Chauncy Brandon and Carissa Jacinda.



Luis Tiant

Luis is a special assignment instructor once again in 2014. He rejoined the Red Sox organization in 2002 as pitching coach for Short-Season A Lowell. A clutch performer in 8 seasons in Boston from 1971-78, "El Tiante" compiled a 122-81 record and a 3.36 ERA for the club and was inducted into the Red Sox Hall of Fame in 1997. During Boston's 1975 pennant run, he beat Oakland with a 3-hitter in the 1st game of the ALCS, shut out Cincinnati in the 1st game of the World Series, and defeated the Reds again in Game 5 with a 163-pitch complete game. His final Red Sox outing, a 2-hitter on October 1, 1978, set up a 1-game playoff vs. the Yankees.

Tiant went 229-172 with a 3.30 ERA and 2,416 K's in 19 major league seasons with the Indians (1964-69), Twins (1970), Red Sox, Yankees (1979-80), Pirates (1981), and Angels (1982). The 3-time All-Star had 4 20+ win seasons, 3 200+ strikeout years, led the AL in ERA twice and in shutouts 3 times. He served as pitching coach in the Dodgers (1992-95) and White Sox (1997) systems and was Nicaragua's pitching coach in the 1996 Olympics in Atlanta. He spent 1998-2001 as head coach for Division III Savannah (GA) College of Art and Design. Luis and his wife, Maria, have 3 children: Luis Jr., Isabel, and Daniel.

2013 June Draft

RD	NAME	POS.	SCHOOL	HOMETOWN
1	Trey Ball	LHP	New Castle Chrysler High School	New Castle, IN
2	Teddy Stankiewicz	RHP	Seminole State College	Keller, TX
3	Jon Denney	C	Yukon High School	Yukon, OK
4	Myles Smith	RHP	Lee University	Detroit, MI
5	Corey Littrell	LHP	University of Kentucky	Louisville, KY
6	Jordon Austin	CF	Forest High School	Ocala, FL
7	Mike Adams	LHP	University of Tampa	Spring Hill, FL
8	Forrest Allday	CF	University of Central Arkansas	Friendswood, TX
9	Kyle Martin	RHP	Texas A&M	Austin, TX
10	Taylor Grover	RHP	University of S. Carolina Aiken	North Augusta, SC
11	Carlos Asuaje	SS	Nova Southeastern University	Weston, FL
12	Jake Drehoff	LHP	University of S. Mississippi	Alpharetta, GA
13	Jordan Sheffield	RHP	Tullahoma High School	Tullahoma, TN
14	Jake Romanski	C	San Diego State	University Corona, CA
15	Bryan Hudson	CF	Mill Creek High School	Hoschton, GA
16	Jalen Williams	RHP	Westminster Christian Academy	Opeleous, LA
17	Joseph Monge	OF	Carlos Beltran Baseball Academy	Carolina, PR
18	Joe Gunkel	RHP	West Chester University	Hershey, PA
19	Gabe Speier	LHP	Dos Pueblos High School	Santa Barbara, CA
20	Derek Burkamper	RHP	Muscatine High School	Muscatine, IA
21	Reed Gragnani	2B	University of Virginia	Richmond, VA
22	Ryan Boldt	CF	Red Wing High School	Red Wing, MN
23	Jimmy Allen	2B	Cal Poly University-San Luis Obispo	Vista, CA
24	Jantzen Witte	3B	Texas Christian University	Arlington, TX
25	Derik Beauprez	RHP	Cherry Creek High School	Cherry Hills Village, CO
26	Mauricio Dubon	SS	Capital Christian High School	Sacramento, CA
27	Mark Nowaczewski	RHP	Edward C. Reed High School	Sparks, NV
28	Nick Zammarelli	3B	Lincoln Senior High School	Lincoln, RI
29	Jeff Driskel	OF	University of Florida	Oviedo, FL
30	Nick Longhi	OF	Venice High School	Venice, FL
31	Ryan Rippee	OF	Jefferson College	Springfield, MO
32	Matt Thaiss	C	Jackson Memorial High School	Jackson, NJ
33	Andrew Rosa	SS	Owasso High School	Owasso, OK
34	Daniel Bethea	C	St. John's University	San Diego, CA
35	Rafael Oliveras	3B	Loaiza Cordero Del Rosario	Yauco, PR
36	Pat Goetze	RHP	Wake County Home School	Rolesville, NC
37	Max Watt	RHP	Hillsborough Community College	Babylon, NY
38	Trever Morrison	SS	Archbishop Murphy High School	Bothell, WA
39	K.J. Trader	RHP	Delmar High School	Delmar, DE
40	Ryan Lidge	C	Barrington High School	Barrington, IL

Players in **bold** signed with the Red Sox

2013 Minor League Leaders

2013 Final Organizational Results

TEAM	LEAGUE	W	L	PCT.	MANAGER
Pawtucket (AAA)	International	80	63	.559	Gary DiSarcina
Portland (AA)	Eastern	68	73	.482	Kevin Boles
Salem (High-A)	Carolina	76	64	.543	Billy McMillon
Greenville (A)	South Atlantic	51	87	.370	Carlos Febles
Lowell (Short-A)	New York-Penn	40	33	.548	Bruce Crabbe
Gulf Coast (Rookie)	Gulf Coast	35	25	.583	Darren Fenter

Red Sox Minor League Batting Leaders

BATTER	TEAM	AVG	G	AB	R	H	HR	RBI
Cecchini, Garin	SAL/POR	.322	129	454	80	146	7	61
Betts, Mookie	GRE/SAL	.314	127	462	93	145	15	65
Hudson, Bryan	GCL	.304	43	135	18	41	0	15
Swihart, Blake	SAL	.298	103	376	45	112	2	42
Bogaerts, Xander	POR/PAW	.297	116	444	72	132	15	67
Peralta, Aneudis	GCL	.288	44	153	20	44	0	20
Vazquez, Christian	POR/PAW	.287	97	345	48	99	5	48
Rijo, Wendell	GCL/LOW	.277	52	184	29	51	0	21
Mager, Kevin	GRE/LOW	.274	82	285	40	78	3	41
Chester, David	GRE/SAL	.271	123	432	50	117	19	85

Home Runs

Brentz, Bryce	GCL/PAW	19
Chester, David	GRE/SAL	19
Almanzar, Michael	POR	16
Coyle, Sean	GCL/SAL	16
Shaw, Travis	POR	16

Stolen Bases

Betts, Mookie	GRE/SAL	38
Hazelbaker, Jeremy	PAW	37
Tavarez, Aneury	GRE	29
Marrero, Deven	SAL/POR	27
Sanchez, Felix	SAL/GRE	27

RBI

De La Cruz, Keury	SAL	89
Chester, David	GRE/SAL	85
Almanzar, Michael	POR	81
Thomas, Tony	POR/PAW	71
Bogaerts, Xander	POR/PAW	67

Team Batting

Team	AVG	AB	R	H	HR	BB	SO	SB	CS
Pawtucket	.256	4734	663	1211	120	540	1090	101	40
Salem	.256	4625	644	1184	96	514	1019	175	66
Portland	.253	4690	640	1187	91	519	1088	149	61
Greenville	.246	4505	541	1109	60	404	1221	125	60
GCL Red Sox	.235	1836	216	431	5	206	475	85	36
Lowell	.235	2351	279	553	15	249	620	78	27

Red Sox Minor League Pitching Leaders

PITCHER	TEAM	W-L	ERA	IP	H	BB	SO
Buttrey, Ty	LOW	4-3	2.21	61.0	54	21	35
Perez, Randy	GCL	3-2	2.39	49.0	32	18	38
Owens, Henry	SAL/POR	11-6	2.67	135.0	84	68	169
Ranaudo, Anthony	POR/PAW	11-5	2.96	140.0	112	47	127
Mercedes, Simon	LOW	2-2	3.13	63.1	62	17	57
Wright, Steven	PAW	8-7	3.46	135.1	130	65	99
Couch, Keith	POR/PAW	11-3	3.65	130.2	135	45	95
Haley, Justin	GRE	7-11	3.68	124.2	97	74	124
Callahan, Jamie	LOW	5-1	3.92	59.2	48	17	54
Alcantara, Mario	LOW	5-5	4.17	58.1	61	29	46

Wins

Couch, Keith	POR/PAW	11
Owens, Henry	SAL/POR	11
Ranaudo, Anthony	POR/PAW	11
Augliera, Mike	SAL	9
Diaz, Luis	GRE/SAL	9

Strikeouts

Owens, Henry	SAL/POR	169
Barnes, Matt	POR/PAW	142
Ranaudo, Anthony	POR/PAW	127
Haley, Justin	GVL	124
Webster, Allen	PAW	116

Saves

Carter, Anthony	PAW	24
Huntzinger, Brock	POR/PAW	13
Wendelken, J.P.	GRE	10
Perez, Oscar	GRE	8
Striz, Nate	POR/SAL	8

Team Pitching

Team	W-L	ERA	H	CG	SHO	SV	HR	BB	SO
Lowell	40-33	2.95	557	0	8	18	20	180	574
GCL Red Sox	35-25	3.04	409	0	6	19	11	210	397
Pawtucket	80-63	3.90	1201	3	13	37	126	556	1122
Portland	68-73	3.90	1193	5	8	34	106	471	1126
Salem	76-64	3.90	1165	4	10	31	79	442	971
Greenville	51-87	4.44	1116	3	6	23	114	508	1055

2013 Minor League Award Winners

Red Sox Minor League Award Winners

Pitcher of the Year	LHP Henry Owens, Salem/Portland
Offensive Player of the Year	2B Mookie Betts, Greenville/Salem
Defensive Player of the Year	C Blake Swihart, Salem
Base Runner of the Year	SS Deven Marrero, Salem/Portland
Latin Program Pitcher of the Year	LHP Dedgar Jimenez, DSL Red Sox
Latin Program Player of the Year	3B Victor Acosta, DSL Red Sox
Lou Gorman Award	RHP Steven Wright, Pawtucket

Red Sox Minor League Monthly Award Winners

	APRIL	MAY	JUNE
Offensive Player	3B Garin Cecchini, SAL	2B Mookie Betts, GRE	OF Keury De La Cruz, SAL
Starting Pitcher	RHP A. Ranaudo, POR	RHP A. Ranaudo, POR	RHP Rubby De La Rosa, PAW
Relief Pitcher	RHP Chris Martin, POR	RHP B. Huntzinger, POR	RHP J.P. Wendelken, SAL
Defensive Player	C Christian Vazquez, POR	SS Deven Marrero, SAL	OF Jackie Bradley, Jr.
Base Runner	OF Shannon Wilkerson, POR	2B Mookie Betts, GRE	SS Deven Marrero, SAL
Base Stealer	3B Garin Cecchini, SAL	OF Jeremy Hazelbaker, PAW	C Jhon Nunez, DSL
	JULY	AUGUST/SEPTEMBER	
Offensive Player	C Daniel Butler, PAW	2B Mookie Betts, SAL	
Starting Pitcher	LHP Henry Owens, SAL	LHP Henry Owens, POR	
Relief Pitcher	RHP Noe Ramirez, POR	RHP Anthony Carter, PAW	
Defensive Player	C Blake Swihart, SAL	OF Manuel Margot, LOW	
Base Runner	SS Tzu-Wei Lin, LOW	OF Aneury Tavarez, GRE	
Base Stealer	2B Mookie Betts, GRE/SAL	OF Luis Alexander Basabe, DSL	

Minor League Mid-Season All-Stars

PAWTUCKET	PORTLAND	SALEM	GREENVILLE	LOWELL	DSL RED SOX
(International Lg.)	(Eastern Lg.)	(Carolina Lg.)	(South Atlantic Lg.)	(New York-Penn Lg.)	(Dominican Summer Lg.)
RHP Anthony Carter	C Christian Vazquez	LHP Henry Owens	2B Mookie Betts	INF Kevin Mager	3B Victor Acosta
RHP R. De La Rosa	3B Michael Almanzar	C Blake Swihart	DH David Chester	RHP Sergio Gomez	RHP Jose Almonte
	LHP Drake Britton	3B Garin Cecchini			
	RHP Anthony Ranaudo				
	C Matt Spring				

Minor League Year-End All-Stars

PORTLAND	SALEM
(Eastern League)	(Carolina League)
RHP Anthony Ranaudo	OF Keury De La Cruz

Minor League Pitchers and Players Of The Week

PAWTUCKET	PORTLAND	SALEM
(International League)	(Eastern League)	(Carolina League)
DH Mark Hamilton, 5/6-12	RHP Chris Martin, 4/4-14	3B Garin Cecchini, 4/22-28
RHP Steven Wright, 7/1-7	LHP Drake Britton, 6/3-9	3B Garin Cecchini, 5/6-11
RHP Charlie Haeger, 8/12-18	RHP Keith Couch, 8/12-18	RHP Mike Augliera, 7/1-7
	OF J.C. Linares, 8/26-9/3	3B Stefan Welch, 7/8-14
		LHP Henry Owens, 7/15-22
		RHP Mike Augliera, 7/22-28
		RHP Mike Augliera, 7/29-8/4
		2B Mookie Betts, 8/5-11
		2B Mookie Betts, 8/19-26
GREENVILLE	LOWELL	
(South Atlantic League)	(New York-Penn League)	
2B Mookie Betts, 5/6-12	RHP Jamie Callahan, 7/22-28	
RHP Luis Diaz, 6/24-30	RHP Jamie Callahan, 7/29-8/4	
	LHP Daniel McGrath, 8/5-11	

All-Star Futures Game

Red Sox prospects **RHP Anthony Ranaudo** and **3B Garin Cecchini** (U.S. Team) and **SS Xander Bogaerts** (World Team) were selected to the SiriusXM All-Star Futures Game on 7/14 at Citi Field in New York. Cecchini was 1-for-2 with an RBI in the U.S. Futures 4-2 win over the World Futures. Bogaerts was 2-for-3 with a walk and a run scored for the World Team.

Futures at Fenway

Fenway Park hosted the 8th annual "Futures at Fenway presented by Xfinity" on 7/27. The Red Sox Double-A Portland affiliate defeated the Harrisburg Senators (WSH), 5-2. **1B Travis Shaw** led the Sea Dogs offensively, going 3-for-4 with a solo homer and 2 runs scored. **RHP Keith Couch** earned the win, allowing 2 runs on 2 hits and 2 walks over 7.0 innings. Red Sox affiliates are now 8-6 in "Futures at Fenway" contests.



PAWTUCKET RED SOX

International League - Triple-A
McCoy Stadium, Ben Mondor Way, Pawtucket, RI 02860

President.....	Mike Tamburro
Vice President and General Manager.....	Lou Schwechheimer
Vice President of Public Relations.....	Bill Wanless
Manager.....	Kevin Boles
Pitching Coach.....	Rich Sauveur
Hitting Coach.....	Dave Joppie
Trainer.....	Jon Jochim
Stadium (First Season/Capacity).....	McCoy Stadium (1942 / 10,031)
Media Relations Telephone/Fax.....	(401) 724-7305 / (401) 724-2140



Kevin Boles, Manager

OPENING DAY AGE: 39

BORN: January 16, 1975 in Chicago, IL

RESIDES: Northport, WA

MINOR LEAGUE MANAGERIAL RECORD: 797-786 (.503)

Kevin enters his 1st season at the helm for Pawtucket after spending 3 seasons as manager of the Sea Dogs from 2011-13. In the 2013 offseason, he served as bench coach for the Bravos de Margarita of the Venezuelan Winter League and previously skippered the Sydney Blue Sox of the Australian Baseball League to a postseason berth in the 2011 offseason. He also represented the World Team as a coach for the ABL's All-Star Game in 2011. Kevin led Single-A Salem to a 73-65 record in 2010, 2nd place in the Carolina League's Southern Division, and spent 2008-09 at the helm of Greenville leading the Drive to a 1st-half division title in 2009. That year he was selected to manage the South Atlantic League's Southern Division All-Star Team.

Kevin spent 2006 and 2007 as manager of the Fort Myers Miracle, a Single-A affiliate of the Minnesota Twins. He also served as a manager in the Twins system with Single-A Beloit in 2005 and Single-A Quad City in 2004. Prior to joining the Twins, he skippered Kansas City's Rookie-Advanced level Arizona Royals in 2003 and served as a coach with the Gulf Coast League Royals in 2002. He managed Florida's Short-A Utica Blue Sox in 2001 after making his professional managerial debut with the GCL Marlins in 2000, a team he led to a division title. Kevin was selected by the Cubs in the 42nd round of the 1998 June Draft out of the University of South Florida where he received a Bachelor's Degree in Communications. His father, John Boles, managed the Marlins in 1996 and from 1999-2001.

Career Managerial Record

YEAR	CLUB	LEAGUE	W	L	PCT.	DIV.	PLAYOFFS
2000	Marlins	Gulf Coast (R)	40	20	.667	(1st)	lost to GCL Yankees in 1-game playoff
2001	Utica	New York-Penn (A)	27	47	.365	(5th)	
2003	Royals	Arizona (R)	32	22	.593	(3rd)	
2004	Quad City	Midwest (A)	68	68	.500	(6th/4th)	
2005	Beloit	Midwest (A)	69	71	.493	(6th/T-2nd)	lost to Wisconsin, 2-1 in quarterfinals
2006	Ft. Myers	Florida State (A)	80	60	.571	(T-1st/1st)	lost to Dunedin, 2-1 in semifinal
2007	Ft. Myers	Florida State (A)	70	70	.500	(5th/4th)	
2008	Greenville	South Atlantic (A)	70	69	.504	(4th/7th)	
2009	Greenville	South Atlantic (A)	73	65	.529	(1st/4th)	def. Asheville, 2-0 in semifinals; lost to Lakewood, 3-1 in finals
2010	Salem	Carolina (A)	73	65	.529	(2nd/4th)	
2011	Portland	Eastern (AA)	59	83	.415	(6th)	
2012	Portland	Eastern (AA)	68	73	.482	(5th)	
2013	Portland	Eastern (AA)	68	73	.482	(4th)	
Career Totals (13 years)			797	786	.503		



Rich Sauveur, Pitching Coach

OPENING DAY AGE: 50

BORN: November 23, 1963 in Falls Church, VA

RESIDES: Bradenton, FL

Rich returns for his 7th season as Pawtucket's pitching coach after guiding the staff to ERAs of 3.69 in 2008, 3.95 in 2009, 4.54 in 2010, 3.57 in 2011, 3.42 in 2012 and a 3.90 in 2013. He spent the previous 5 campaigns as a pitching coach in the Milwaukee organization, serving 3 seasons (2005-07) with Double-A Huntsville and 2 years (2003-04) with Single-A Beloit.

Sauveur was selected by Pittsburgh in the 5th round of the 1983 June Draft and spent parts of 6 major league

Pawtucket Red Sox, Continued

seasons with the Pirates (1986), Expos (1988), Mets (1991), Royals (1992), White Sox (1996), and Athletics (2000). In 34 big league games (3 starts), he went 0-1 with a 6.07 ERA (31 ER/46.0 IP). He played 18 seasons of professional baseball before retiring in 2000.

Rich resides in Bradenton, FL with his wife, Argentina, and children: Justin, Alexandra, Jacob, Joshua, Tristan, and Jose.



Dave Joppie, Hitting Coach

OPENING DAY AGE: 48

BORN: December 11, 1965 in Hastings, MI

RESIDES: Grand Rapids, MI

Dave enters his 20th season in professional baseball, his 9th with the Red Sox organization, and his 2nd as Pawtucket's hitting coach after previously serving in the same role for the Portland Sea Dogs from 2008-12. During the 2012 offseason he served as a coach for the Surprise Saguaros of the Arizona Fall League, coaching top prospects from the Red Sox, Royals, Rangers, Cardinals, and Mets organizations. Dave previously served as hitting coach with Lancaster in 2007, helping the JetHawks to a record offensive season in which they set all-time California League marks with 1,081 runs and 217 homers and led the circuit in AVG (.296), hits (1,493), and walks (672). He joined the organization as the Wilmington Blue Rocks hitting coach in 2006.

Joppie worked in the Athletics system from 1995-2005, managing Single-A Kane County in 2004 and 2005. After leading the Cougars to the Western Division Championship with an 83-56 record in 2004, he was named Midwest League Manager of the Year as well as *Baseball America's* Class Low-A Minor League Manager of the Year. He served as hitting instructor for Double-A Midland (2001-03), Single-A Visalia (1999), Double-A Huntsville (1998, 1995-96) and Single-A Modesto (1997). He also managed Single-A Vancouver of the Northwest League in 2000. Dave and his wife, Jennifer, have a son, Casey (8).



Bruce Crabbe, Coach

OPENING DAY AGE: 52

BORN: February 14, 1962 in Louisville, KY

RESIDES: Orlando, FL

Bruce enters his 10th year in the Red Sox organization and his 1st year as a coach with Pawtucket after 10 campaigns as a minor league manager. He previously skippered in Boston's farm system for the Lowell Spinners in 2006, 2010, 2012-13 and the Salem Red Sox in 2011. He also spent 4 seasons from 2006-09 as Boston's minor league infield coordinator. His tenure with the Red Sox began as hitting coach for the Wilmington Blue Rocks in 2005.

Bruce spent 7 years with the Texas Rangers from 1998-2004, the last 3 as a hitting and infield coach for Triple-A Oklahoma. From 1998-2001, he served dual roles as a Triple-A Coach and Single-A Pulaski's manager. In 1999, he led Pulaski to the best record in the Appalachian League and was named Manager of the Year. Crabbe spent 1995-97 as the manager, director of player development and scouting, and infield coach for the Colorado Silver Bullets, a professional women's baseball team.

Bruce played professionally in the Cubs, Blue Jays, and Braves systems from 1984-92 after attending the University of Florida, where he was an All-American selection in 1984. He holds a bachelor's degree in liberal arts.



Jon Jochim, Athletic Trainer

2014 will mark Jon's 11th season as an athletic trainer in the Red Sox farm system and his 5th consecutive year serving in that role for Pawtucket. Previously, he held the same position for the Portland Sea Dogs in 2009 and for the Lancaster JetHawks from 2007-08, where in 2007 he was named California League Trainer of the Year. He also served as the Gulf Coast League Red Sox athletic trainer in 2006 and spent 2 seasons as the athletic trainer for the Lowell Spinners (2004-05) while serving as the assistant minor league training coordinator.

Jochim was an intern for the GCL Red Sox in 2003, and prior to joining the Red Sox organization was an athletic trainer for the Harlem Globetrotters basketball team.



Pawtucket Red Sox, Continued

2013 Pawtucket Red Sox Season in Review

Record: 80-63, 1st, 3.5 GA (North Division)

Pawtucket advanced to the Governors' Cup Finals for the 2nd straight season but failed to take the championship in back-to-back years, falling 3-1 to the Durham Bulls (TB) in the best-of-five series. They previously defeated the Rochester Red Wings (MIN) with a Game-5 shutout win in the first round of the International League playoffs. The PawSox finished 1st in the International League Northern Division with an 80-63 record, advancing to postseason play for the 3rd time in as many seasons.

In his 1st year at the helm of the PawSox, manager Gary DiSarcina saw 19 of his players contribute with the Red Sox at the major league level, excluding rehab assignments. The team ended the regular season pacing the Red Sox organization in batting .256 (tied), runs scored (663), hits (1211), homers (120), and walks (540) and ranked 3rd among International League leaders in runs (663) and RBI (618). The club's 3.90 ERA was tied for 3rd among Sox minor leaguers and they combined for 5th in the IL with 1,122 strikeouts.

RHP Anthony Carter led organizational hurlers with 24 saves, 2nd in the IL, and tied for a franchise record previously set by RHP Travis Hughes in 2007. A Mid-Season All-Star, he was tied for 1st in the International League in games finished (40) and 2nd in the International League in appearances (52). Carter finished the regular season 2-0 with a 3.47 ERA (24 ER/62.1 IP), 79 strikeouts, and 23 walks and posted a 0.00 ERA in 3.2 innings in the postseason. His 2 saves were 2nd among postseason leaders.

RHP Rubby De La Rosa joined Carter representing Pawtucket as a Mid-Season All-Star and appeared in 24 games for Pawtucket, 20 starts going 3-3 with a 4.26 ERA (38 ER/80.1 IP), and 76 strikeouts.

In 83 regular-season contests for Pawtucket, **INF Brock Holt** hit .258 (75-for-291) with 6 doubles, 3 home runs, and 24 RBI, and appeared at second base (44 games), shortstop (32 games), and third base (7 games). He had a 15-game hitting streak from 5/23-6/6. He also led the PawSox with 5 RBI and 35 at-bats in the International League playoffs, tied for most in the IL.

RHP Steven Wright received Boston's Lou Gorman Award which is given annually by the club to a Red Sox minor league player who has demonstrated dedication and perseverance in overcoming obstacles while working his way to the major league team. He went 8-7 with a 3.46 ERA (52 ER/135.1 IP), 65 walks, and 99 strikeouts in 24 regular-season starts with Triple-A Pawtucket. He led the IL with 3 shutouts and ranked among league leaders in ERA (9th).

Wright also went 1-1 in 2 starts for the PawSox in the playoffs, and did not allow an earned run (2 unearned runs) with a team-high 11 strikeouts and 13.0 innings pitched in the postseason. The 29-year-old received IL Pitcher of the Week honors for July 1-7, going 1-0 with a 0.00 ERA over 16.0 innings, including a complete-game shutout, in that span.

RHP Charlie Haeger and **DH Mark Hamilton** also earned weekly honors for the PawSox. Haeger, who was 4-4 with a 4.38 ERA (35 ER/72.0 IP) in 13 starts, was named Pitcher of the week for August 12-18, going 2-0 with a 1.50 ERA (2 ER/12.0 IP) and 11 strikeouts during that span. He was 1-1 with a 4.50 ERA (4 ER/8.0 IP) in 2 postseason games for Pawtucket.

Hamilton finished the season batting .261 (74-for-283) with 21 doubles, 12 homers, 57 RBI and 45 walks. He hit .400 (10-for-25) with 3 doubles, 4 home runs, 10 RBI, 4 walks, and 7 runs scored to earn Player of the Week honors for May 6-12.

OF Jackie Bradley, Jr. batted .275 (88-for-320) with 26 doubles, 3 triples, 10 home runs, 35 RBI, and scored 57 runs in 80 regular-season games. Prior to being called for his 4th stint with the Red Sox, Bradley hit .385 (5-for-13) with an RBI, 2 runs scored, and a walk in 3 playoff appearances for the PawSox.

In 60 games for Pawtucket, **SS Xander Bogaerts** had a .284 average (64-for-225) with 11 doubles, 9 homers, and 32 RBI while appearing at shortstop (49 games) and third base (10 games) and was elected to his 2nd straight XM All-Star Futures Game. He ranked 5th among organizational leaders in both batting (.297) and RBI (67), with 23 doubles, 6 triples, 15 home runs, 67 RBI, 63 walks, 72 runs scored, and 7 stolen bases in 116 minor league games this season between Pawtucket and Double-A Portland. At 20 years old, he became the 3rd-youngest active major leaguer behind fellow 20-year-olds Bryce Harper and Jurickson Profar when he was promoted to Boston on August 19.

RHP Allen Webster went 8-4 with a 3.60 ERA (42 ER/105.0 IP), and 116 strikeouts in 21 starts. His 116 strikeouts were the 5th most by a Red Sox minor league pitcher. Over his final 8 starts of the regular season, he went 3-1 with a 2.56 ERA (13 ER/45.2 IP) and 49 strikeouts. He made 1 relief appearance for the PawSox in their International League Semifinals series against Rochester, throwing 1.0 scoreless inning with 1 strikeout.

Pawtucket Red Sox, Continued

2013 Bating and Pitching Statistics

PLAYER	AVG	G	AB	R	H	2B	3B	HR	RBI	SH	SF	HP	BB	SO	SB	CS	E
Bermudez, Ronald	.258	46	163	22	42	10	1	0	17	3	2	2	6	30	0	2	3
Berry, Quintin	.125	3	8	1	1	0	0	0	0	0	0	1	1	2	2	0	0
Bogaerts, Xander	.284	60	225	32	64	11	0	9	32	1	0	2	28	44	2	2	11
Bradley Jr., Jackie	.275	80	320	57	88	26	3	10	35	2	1	10	41	75	7	7	0
Brentz, Bryce	.264	82	326	36	86	16	1	17	56	0	0	3	20	86	1	0	8
Butler, Dan	.262	84	282	32	74	19	0	14	45	0	2	5	34	59	1	1	6
Dent, Ryan	.167	16	36	3	6	0	0	0	1	1	0	0	2	14	3	1	0
Diaz, Jonathan	.253	101	332	45	84	11	2	2	31	11	1	8	47	67	10	3	5
Hamilton, Mark	.261	82	283	47	74	21	0	12	57	0	5	2	45	87	1	0	1
Hassan, Alex	.321	55	187	26	60	14	0	4	28	0	1	1	36	50	0	1	3
Hazelbaker, Jeremy	.257	121	428	62	110	13	2	11	54	10	5	1	36	131	37	7	6
Hee, Jonathan	.250	3	4	0	1	0	0	0	0	0	0	0	0	0	0	0	2
Henry, Justin	.210	102	357	43	75	17	2	2	36	4	4	4	40	57	9	5	4
Holt, Brock	.258	83	291	35	75	6	0	3	24	2	4	2	30	54	8	3	6
Iglesias, Jose	.202	33	119	17	24	2	0	4	15	3	1	1	9	18	5	3	5
Johnson, Matty	.000	1	4	0	0	0	0	0	1	0	0	0	0	3	0	0	0
Lavarney, Ryan	.250	50	180	23	45	9	0	3	24	0	5	4	25	25	0	0	2
Linares, J.C.	.200	14	45	6	9	3	0	0	1	0	0	1	5	12	0	0	0
Maier, Mitch	.310	31	113	32	35	7	0	3	22	0	0	0	24	26	3	1	0
Meneses, Heiker	.241	18	54	3	13	0	1	0	5	1	1	1	5	12	2	1	1
Middlebrooks, Will	.268	45	179	25	48	5	0	10	35	0	1	0	16	38	1	0	4
Natoli, Nick	.000	1	2	0	0	0	0	0	0	0	0	0	0	0	0	0	0
Ortiz, David	.222	6	18	3	4	0	0	1	4	0	0	0	0	6	0	0	0
Rosario, Alberto	.233	30	90	13	21	3	0	2	6	3	0	2	7	22	0	0	3
Ross, David	.000	4	13	0	0	0	0	0	0	0	0	0	1	5	0	0	0
Snyder, Brandon	.261	68	249	37	65	16	1	10	37	0	1	7	20	69	3	1	9
Sutton, Drew	.245	102	359	55	88	22	1	2	48	11	5	1	58	78	4	2	5
Thomas, Tony	.283	16	60	7	17	4	2	0	3	0	0	0	3	17	2	0	0
Vazquez, Christian	.000	1	3	0	0	0	0	0	0	0	0	0	1	0	0	0	0
Victorino, Shane	.500	1	4	1	2	0	0	1	1	0	0	0	0	1	0	0	0
Totals	.256	143	4734	663	1211	235	16	120	618	52	39	58	540	1090	101	40	93

PITCHER	W-L	ERA	G	GS	CG	SHO	SV	IP	H	R	ER	HR	HB	BB	SO	WP	BK
Aceves, Alfredo	4-2	4.25	8	8	0	0	0	48.2	48	25	23	10	2	17	39	0	0
Bailey, Andrew	0-0	9.00	1	0	0	0	0	1.0	2	1	1	1	0	0	2	0	0
Barnes, Matt	1-0	0.00	1	1	0	0	0	5.1	3	0	0	0	0	2	7	0	0
Beato, Pedro	5-3	2.98	34	0	0	0	5	51.1	46	22	17	7	4	24	45	1	0
Breslow, Craig	0-0	2.45	4	0	0	0	0	3.2	4	1	1	0	0	3	4	0	0
Britton, Drake	0-1	8.44	1	1	0	0	0	5.1	10	5	5	0	0	1	5	0	0
Buchholz, Clay	0-0	2.70	1	1	0	0	0	3.1	7	1	1	0	0	0	2	0	0
Carpenter, Chris	0-2	4.96	30	1	0	0	0	45.1	50	27	25	3	4	29	48	6	0
Carter, Anthony	2-0	3.47	52	0	0	0	24	62.1	56	26	24	6	3	23	79	5	0
Contreras, Jose	0-2	6.52	8	0	0	0	0	9.2	9	9	7	2	0	6	15	2	0
Couch, Keith	0-0	27.00	1	1	0	0	0	1.0	3	4	3	0	0	2	3	0	0
De La Rosa, Rubby	3-3	4.26	24	20	0	0	0	80.1	65	40	38	9	7	48	76	1	0
De La Torre, Jose	5-1	2.75	34	0	0	0	1	52.1	35	18	16	2	0	27	59	3	0
Diaz, Jonathan	0-0	6.00	2	0	0	0	0	3.0	6	2	2	0	1	0	2	0	0
Doyle, Terry	5-6	5.60	18	11	0	0	0	80.1	80	51	50	10	6	39	64	5	0
Godfrey, Graham	4-3	3.83	13	4	0	0	0	42.1	44	22	18	5	4	19	30	2	0
Haeger, Charlie	4-4	4.38	13	13	0	0	0	72.0	77	41	35	11	2	40	59	3	0
Hanrahan, Joel	0-0	9.00	2	0	0	0	0	2.0	2	2	2	1	0	1	1	0	0
Hernandez, Chris	3-9	5.72	24	16	0	0	0	102.1	130	76	65	12	3	51	61	7	1
Huntzinger, Brock	2-2	1.43	24	0	0	0	0	37.2	27	10	6	1	1	16	37	4	0
Kehrt, Jeremy	0-2	6.46	5	2	0	0	1	15.1	31	12	11	1	0	4	12	1	0
Latimer, Will	0-0	9.39	4	0	0	0	0	7.2	11	8	8	1	1	6	6	0	0
Lyon, Brandon	0-0	1.69	4	0	0	0	2	5.1	5	2	1	0	0	1	3	0	0
Martin, Chris	3-3	3.18	30	0	0	0	2	51.0	51	19	18	3	4	10	47	0	0
Morales, Franklin	0-1	4.76	5	2	0	0	0	11.1	5	6	6	3	0	3	12	0	0
Mortensen, Clayton	3-0	2.47	14	6	0	0	0	43.2	34	14	12	4	2	20	39	3	0
Niesen, Eric	0-0	6.75	2	0	0	0	0	1.1	2	1	1	0	0	1	1	1	0
Ranaudo, Anthony	3-1	2.97	6	5	0	0	0	30.1	32	11	10	1	0	7	21	0	0
Rowland-Smith, Ryan	7-0	1.55	37	0	0	0	1	52.1	37	12	9	3	1	15	45	3	0
Sutton, Drew	0-2	7.20	3	0	0	0	0	5.0	6	4	4	1	0	2	4	0	0
Villarreal, Braylan	0-1	1.69	5	0	0	0	1	5.1	3	1	1	0	0	4	6	0	0
Villarreal, Oscar	4-2	4.44	14	0	0	0	0	24.1	23	13	12	2	2	9	23	2	0
Webster, Allen	8-4	3.60	21	21	0	0	0	105.0	71	45	42	9	16	43	116	9	1
Wilson, Alex	3-1	3.71	14	0	0	0	0	17.0	17	7	7	2	0	5	16	2	0
Workman, Brandon	3-1	2.80	6	6	0	0	0	35.1	39	13	11	6	2	13	34	1	0
Wright, Steven	8-7	3.46	24	24	3	3	0	135.1	130	64	52	10	4	65	99	14	0
Totals	80-63	3.90	143	143	3	13	37	1255.0	1201	615	544	126	69	556	1122	75	2



PORTLAND SEA DOGS

Eastern League - Double-A
Hadlock Field, 271 Park Avenue, Portland, ME 04102

President.....	Charlie Eshbach
Executive Vice President/General Manager.....	Geoff Iacussa
Assistant General Manager/Director of Media Relations.....	Chris Cameron
Manager.....	Billy McMillon
Pitching Coach.....	Bob Kipper
Hitting Coach.....	Rich Gedman
Trainer.....	Brandon Henry
Stadium (First Season/Capacity).....	Hadlock Field (1994 / 7,368)
Media Relations Telephone/Fax.....	(207) 874-9300 / (207) 780-0317



Billy McMillon, Manager

OPENING DAY AGE: 42

BORN: November 17, 1971 in Otero, NM

RESIDES: Columbia, SC

MINOR LEAGUE MANAGERIAL RECORD: 299-257 (.538)

Billy enters his 1st season as Portland's manager after skippering at Salem from 2012-13, leading the Salem Sox to the Mills Cup Championship in 2013, their 1st championship since 2001. He was also at the helm for Greenville from 2010-11 where he led the Drive to the South Atlantic League Championship Series in his 2010 managerial debut.

He served as the Drive's hitting coach from 2008-09, guiding the team's offense to a league-best 663 runs and 448 walks while earning a spot on the South Atlantic League All-Star Team in 2009. In his 2008 coaching debut, the Drive led the league with 468 walks.

Billy spent parts of 6 seasons in the major leagues with the Florida Marlins (1996-97), Philadelphia Phillies (1997), Detroit Tigers (2000-01), and Oakland Athletics (2001-04).

Taken by the Marlins in the 8th round of the 1993 June Draft, he made his big league debut on July 26, 1996 vs. San Diego. He set career highs as a member of the Athletics in 2003 with 66 games, 41 hits, 11 doubles, 6 homers, and 26 RBI. McMillon appeared in 3 Division Series games for the A's against the Red Sox that season, going 1-for-6 with a walk and a RBI.

Billy earned a B.A. from Clemson University and an MBA from the University of Phoenix. In his 3-year career at Clemson (1991-93), he had the highest career batting average (.382) of any former Tiger.

He and his wife, Krista, live in Columbia, SC with children, Kennedy (12) and Jackson (9).

Career Managerial Record

YEAR	CLUB	LEAGUE	W	L	PCT.	DIV.	PLAYOFFS
2010	Greenville	South Atlantic (A)	77	62	.554	(2nd)	def. Savannah, 2-0 in semi-finals; lost to Lakewood, 3-1 in finals
2011	Greenville	South Atlantic (A)	78	62	.557	(2nd)	
2012	Salem	Carolina League (A)	68	69	.496	(3rd)	
2013	Salem	Carolina League (A)	76	64	.543	(2nd)	def. Myrtle Beach, 2-0 in semi-finals; def. Potomac 3-0 in finals
Career Totals (4 years)			299	257	.538		



Bob Kipper, Pitching Coach

OPENING DAY AGE: 49

BORN: July 8, 1964 in Aurora, IL

RESIDES: Greer, SC

Bob returns as Portland's pitching coach, a position he's held since 2010 as well as from 2003-04. He previously served as the Greenville Drive's pitching coach from 2005-06 and from 2008-09. In 2009, he joined the Drive's coaching staff on the South Atlantic League All-Star Game roster and was named to the league's year-end All-Star team after guiding his hurlers to a 3.80 ERA. He served as pitching coach in Lancaster in 2007 helping the JetHawks to the California League's best record.

Previously, Kipper served as Boston's bullpen coach in 2002. He was also a pitching coach in the Red Sox farm system with Augusta from 2000-01 and with Lowell in 1999. He spent 3 years from 1996-98 as the pitching coach for Winnipeg of the independent Northern League after beginning his coaching career with the Evansville Otters of the independent Frontier League in 1995.

The 8th overall pick in the 1982 June Draft by California, he was 27-37 with 11 saves and a 4.34 ERA in 271 games (45 starts) over 8 big league seasons for the Angels (1985), Pirates (1985-91), and Twins (1992).

Bob and his wife, Kristin, have 2 daughters, Kaylyn (19) and Kendal (15).

Portland Sea Dogs, Continued



Rich Gedman, Hitting Coach

OPENING DAY AGE: 54

BORN: September 26, 1959 in Worcester, MA

RESIDES: Framingham, MA

Rich enters his 2nd season as hitting coach with the Sea Dogs after serving in the same capacity for the Salem Red Sox (2012) and Lowell Spinners (2011). He served as manager of the independent Can-Am League's Worcester Tornadoes for 6 seasons from 2005-10, and prior to that acted as bench coach for the Can-Am League's North Shore Spirit.

A former catcher, Rich signed with Boston as a non-drafted free agent in 1977 and played 13 major league seasons with the Red Sox (1980-90), Astros (1990), and Cardinals (1991-92). A career .252 hitter with 88 home runs and 382 RBI, he earned a pair of All-Star selections in 1985 and 1986. He served as catcher during Boston's AL pennant run in 1986 and caught Roger Clemens' 20-strikeout game on 4/29 of that season.

Rich and His wife, Sherry, have three children; Michael, Marissa, and Matthew, an infielder in the Red Sox system.



Brandon Henry, Athletic Trainer

Brandon enters his 3rd season as athletic trainer for the Portland Sea Dogs after spending the previous 2 seasons in the same capacity with the Salem Red Sox. He begins his 7th season with the organization having also served as athletic trainer for the Greenville Drive (2009) and Lowell Spinners (2007-08), and was named New York-Penn League Athletic Trainer of the Year in 2008.

Brandon holds a bachelor's degree from Xavier (OH) University and a master's degree from West Virginia University.

2013 Portland Sea Dogs Season in Review

Record: 68-73, 4th, 18.0 GB (Eastern Division)

In his 3rd season managing Portland, Kevin Boles led the Sea Dogs to a 68-73 record in the Eastern League's Northern Division. Portland batters were 3rd among Red Sox minor league teams and 7th in the EL with a .253 batting average. They led the league in stolen bases (149), were tied for 2nd in triples (42), and ranked 3rd in walks (519). The club's 3.90 ERA was 4th in the EL.

C Christian Vazquez was named the Sea Dogs Most Valuable Player, hitting a team-high .289 (99-for-342) with 19 doubles, 5 home runs, and 48 RBI. He ranked among league leaders in batting (8th) and led EL catchers throwing out 47 of 101 attempted base stealers (46.5 percent).

Vazquez was selected to the EL All-Star Team with teammates **3B Michael Almanzar**, **LHP Drake Britton**, **RHP Anthony Ranaudo**, and **C Matt Spring**, and served as starting catcher for the Eastern Division. Named the Best Defensive Catcher and ranked No. 19 among Red Sox prospects by *Baseball America*, he hit .347 (50-for-144) after the All-Star break and was promoted to Triple-A Pawtucket on 9/1.

Almanzar played in a team-high 131 games, and hit .268 (136-for-507) with 29 doubles, 3 triples, 16 homers, and 81 RBI. He ranked 3rd among organizational leaders in RBI, 5th in the EL, and 3rd in home runs. The third baseman led the team in hits, doubles, and RBI.

Britton was 7-6 with a 3.51 ERA (38 ER/97.1 IP), 36 walks, and 80 strikeouts in 17 games (16 starts) for the Sea Dogs. An EL Pitcher of the Week for 6/3-9, he held left-handed hitters to a .187 (20-for-107) batting average and posted a 4-2 record with a 2.32 ERA (13 ER/50.1 IP) before being promoted to Triple-A Pawtucket on 7/5. Britton began his 1st major league stint with the Red Sox on 7/14.

Named the 2013 Eastern League Pitcher of the Year, Ranaudo went 8-4 with a 2.95 ERA and 106 strikeouts in 19 games for the Sea Dogs. The 23-year-old started the season with a 6-1 record with a 1.48 ERA (9 ER/54.2 IP) in his 1st 10 starts and led the Eastern League in WHIP (1.09) and batting average against (.204) at the time of his promotion to Triple-A Pawtucket on 8/2.

Ranaudo also ranked 3rd in ERA (2.95), tied for 7th in wins (8) and tied for 8th in strikeouts (106). He was the starting pitcher for the Eastern Division in the 2013 Eastern League All-Star Game and participated in the MLB All-Star Futures Game at Citi Field in New York. Also a Post-Season All-Star, Ranaudo tied a Sea Dogs franchise record by striking out a career-high 13 batters in a 2-0 win over Erie on 6/13.

Named the Sea Dogs 10th Player of the year, Spring hit .222 with 12 doubles, 10 home runs, 34 RBI, and a .716 on-base percentage in 52 games for Portland. Spring was named to the Eastern League All-Star team, his first All-Star selection in his 10-year minor league career.

LHP Henry Owens went 3-1 with a 1.78 ERA (6 ER/30.1 IP) for Portland following his promotion from High-A Salem on 8/1. He struck out 46 and walked 15 in 6 starts with the Sea Dogs. Named the No. 5 prospect in the Red Sox organization by *Baseball America*, Owens combined for a 2.67 ERA between Portland and Salem, 3rd best among Sox minor leaguers.

Portland Sea Dogs, Continued

He led organizational hurlers with 169 strikeouts and tied for first with 11 wins.

RHP Keith Couch tied teammates Owens and Ranaudo for an organizational-high 11 wins finishing the year 11-3 in 29 games, 15 starts, including 2 complete-game performances. He was 6th in the league with a 3.47 ERA (50 ER/129.2 IP) with 92 strikeouts and 43 walks.

RHP Pete Ruiz was named Sea Dogs Citizen of the Year, dedicating much of the 2013 season to community involvement. He made appearances at schools to talk about the importance of education, saying no to drugs and alcohol, and volunteered his time teaching children the fundamentals of baseball at several free clinics offered at Hadlock Field. In 30 games with the Sea Dogs, he produced a 3-3 record with a 5.23 ERA (31 ER/53.1 IP) and 69 strikeouts.

2013 Batting and Pitching Statistics

PLAYER	AVG	G	AB	R	H	2B	3B	HR	RBI	SH	SF	HP	BB	SO	SB	CS	E
Almanzar, Michael	.268	131	507	67	136	29	3	16	81	0	6	6	42	100	13	3	19
Bermudez, Ronald	.268	21	71	11	19	1	0	1	9	1	1	0	6	15	1	2	1
Bogaerts, Xander	.311	56	219	40	68	12	6	6	35	1	2	2	35	51	5	1	9
Cecchini, Garin	.296	66	240	36	71	14	3	2	28	0	2	2	51	52	8	2	5
Dent, Ryan	.257	56	183	26	47	7	0	3	22	1	0	1	16	39	8	4	3
Drew, Stephen	.200	6	20	1	4	2	0	1	4	0	1	0	2	4	0	0	0
Escobar, Leonel	.000	1	1	0	0	0	0	0	0	0	0	0	1	1	0	0	0
Gibson, Derrik	.250	88	260	40	65	16	1	2	22	6	2	3	37	61	12	5	11
Heller, Kevin	.150	7	20	1	3	1	0	0	3	0	0	0	3	6	1	0	0
Hissey, Peter	.260	68	262	35	68	15	2	3	24	5	3	2	22	63	17	4	0
Jacobs, Brandon	.375	3	8	2	3	1	1	0	0	0	0	0	0	2	0	0	0
Johnson, Matty	.280	25	93	12	26	2	1	0	4	2	0	1	9	13	8	7	1
Linares, J.C.	.276	81	301	44	83	24	2	8	51	0	2	10	26	72	0	0	4
Marrero, Deven	.236	19	72	7	17	0	0	0	5	1	2	0	10	16	6	0	2
Meneses, Heiker	.255	92	322	43	82	15	4	3	31	4	0	7	20	84	11	7	15
Natoli, Nick	.429	3	14	2	6	1	0	0	2	0	0	0	0	4	1	0	1
Rosario, Alberto	.167	11	36	3	6	0	0	0	4	0	1	1	3	4	0	0	0
Ross, David	.333	3	6	3	2	2	0	0	2	0	0	0	1	2	0	0	0
Shaw, Travis	.221	127	444	57	98	21	4	16	50	0	2	5	78	117	7	3	9
Spring, Matt	.222	52	185	21	41	12	0	10	34	0	1	2	10	64	0	0	5
Thomas, Tony	.220	107	418	51	92	25	7	11	68	0	5	8	33	113	16	2	11
Vazquez, Christian	.289	96	342	48	99	19	1	5	48	3	4	3	47	44	7	5	10
Vitek, Kolbrin	.204	58	201	14	41	8	1	0	14	0	2	2	14	60	5	3	5
Wilkerson, Shannon	.237	124	465	76	110	23	6	4	37	9	6	5	53	101	23	13	3
Totals	.253	141	4690	640	1187	250	42	91	578	33	42	60	519	1088	149	61	122

PITCHER	W-L	ERA	G	GS	CG	SHO	SV	IP	H	R	ER	HR	HB	BB	SO	WP	BK
Balcom-Miller, Chris	0-1	4.12	9	0	0	0	0	19.2	20	9	9	3	0	9	18	2	0
Bard, Daniel	0-1	6.39	13	0	0	0	0	12.2	13	11	9	1	0	17	6	8	0
Barnes, Matt	5-10	4.33	24	24	0	0	0	108.0	112	62	52	11	4	46	135	7	0
Breslow, Craig	0-0	----	1	1	0	0	0	0.0	3	3	3	0	0	1	0	0	0
Britton, Drake	7-6	3.51	17	16	1	1	0	97.1	94	52	38	5	2	36	80	6	0
Celestino, Miguel	1-9	6.13	39	0	0	0	1	72.0	81	52	49	10	1	36	70	11	1
Couch, Keith	11-3	3.47	29	15	2	0	0	129.2	132	63	50	11	4	43	92	4	1
Dent, Ryan	1-0	0.00	1	0	0	0	0	2.0	2	0	0	0	0	2	1	0	0
Doyle, Terry	1-6	4.06	11	10	2	0	0	68.2	73	32	31	6	1	17	49	3	0
Haeger, Charlie	4-4	3.99	12	12	0	0	0	70.0	61	36	31	7	7	43	56	11	0
Hernandez, Chris	2-0	1.64	5	5	0	0	0	33.0	28	8	6	0	0	8	19	0	0
Huntzinger, Brock	3-0	2.32	25	0	0	0	13	31.0	24	12	8	2	0	12	25	3	0
Kaminska, Kyle	0-3	9.00	4	4	0	0	0	19.0	34	22	19	1	3	4	11	2	0
Kehrt, Jeremy	2-3	4.33	22	7	0	0	0	70.2	78	46	34	6	4	25	54	7	0
Kraus, Kyle	0-0	0.00	1	0	0	0	0	4.0	1	0	0	0	0	1	2	0	0
Lackey, John	0-0	0.00	1	1	0	0	0	3.2	3	0	0	0	0	2	5	0	0
Janigan, Bobby	0-2	7.85	8	1	0	0	2	18.1	25	18	16	4	0	4	15	0	0
Latimer, Will	2-5	2.18	19	0	0	0	0	33.0	38	19	8	0	2	15	32	2	0
Maloney, Matt	1-1	5.14	10	0	0	0	1	14.0	18	9	8	1	1	2	8	0	0
Martin, Chris	2-0	0.00	12	0	0	0	3	21.0	9	0	0	0	0	6	27	0	0
McCarthy, Mike	1-3	6.03	10	5	0	0	2	37.1	45	25	25	4	2	9	19	1	0
Morales, Franklin	1-0	1.13	3	2	0	0	0	8.0	10	2	1	0	0	2	7	0	0
Niesen, Eric	1-3	4.34	12	0	0	0	1	18.2	18	12	9	1	2	12	22	1	0
Ott, Matty	0-0	0.00	1	0	0	0	0	4.0	1	0	0	0	0	1	2	0	0
Owens, Henry	3-1	1.78	6	6	0	0	0	30.1	18	8	6	3	2	15	46	3	0
Pena, Miguel	1-1	5.60	3	3	0	0	0	17.2	18	11	11	4	0	5	12	1	0
Perez, Rafael	2-2	2.64	25	0	0	0	6	30.2	27	9	9	3	1	5	30	1	0
Ramirez, Noe	1-1	2.83	15	0	0	0	5	28.2	22	9	9	4	2	8	31	0	0
Ranaudo, Anthony	8-4	2.95	19	19	0	0	0	109.2	80	39	36	9	3	40	106	1	1
Ruiz, Pete	3-3	5.23	30	0	0	0	0	53.1	50	34	31	4	5	27	69	9	1
Striz, Nate	0-0	6.00	1	0	0	0	0	3.0	4	2	2	0	0	1	3	1	1
Workman, Brandon	5-1	3.43	11	10	0	0	0	65.2	51	29	25	6	1	17	74	3	0
Totals	68-73	3.90	141	141	5	8	34	1234.2	1193	634	535	106	47	471	1126	87	5



SALEM RED SOX

Carolina League - High-A
Salem Memorial Ballpark, 1004 Texas Street, Salem, VA 24153

General Manager	Ryan Shelton
Vice President/Assistant General Manager	Allen Lawrence
Director, Broadcasting and Media Relations	Evan Lepler
Manager	Carlos Febles
Pitching Coach	Kevin Walker
Hitting Coach	U.L. Washington
Trainer	David Herrera
Stadium (First Season/Capacity)	LewisGale Field at Salem Memorial Ballpark (1995 / 5,503)
Media Relations Telephone/Fax	(540) 389-3333 / (540) 389-9710



Carlos Febles, Manager

OPENING DAY AGE: 37

BORN: May 24, 1976 in El Seibo, DR

RESIDES: La Romana, DR

MINOR LEAGUE MANAGERIAL RECORD: 146-205 (.416)

Carlos begins his 1st season at the helm for Salem after skipping in Greenville from 2012-13 and making his managerial debut with the Lowell Spinners in 2011. He previously held positions as hitting coach with the Salem Red Sox (2009-10) and Lancaster JetHawks (2008) after making his professional coaching debut with Lowell

in 2007. He led the JetHawks to California League-best marks in batting (.285), hits (1,423), and homers (154) in 2008.

The second baseman spent 6 seasons with the Kansas City Royals from 1998-2003, batting .250 with 24 home runs and 146 RBI. As a rookie in 1999, he set career highs in homers (10), RBI (53), and stolen bases (20), ranking among AL rookies in triples (1st, 9), OBP (2nd, .336), walks (2nd, 47), stolen bases (T-2nd), and runs (3rd, 71).

He played his final professional season for the Red Sox organization with Pawtucket in 2004, batting .257 (67-for-261) with 3 homers and 28 RBI in 68 games.

Carlos and his wife, Nadelin, have two children: Karla and Carlos, Jr.

Career Managerial Record

YEAR	CLUB	LEAGUE	W	L	PCT.	DIV.	PLAYOFFS
2011	Lowell	New York-Penn (A)	29	45	.392	(4th)	
2012	Greenville	South Atlantic (A)	66	73	.475	(6th)	
2013	Greenville	South Atlantic (A)	51	87	.370	(7th)	
Career Totals (2 years)			95	118	.416		



Kevin Walker, Pitching Coach

OPENING DAY AGE: 37

BORN: September 20, 1976 in Irving, TX

RESIDES: Holtville, CA

Kevin enters his 4th season as the Salem Red Sox pitching coach after serving in that capacity for the Greenville Drive in 2010 and for the Lowell Spinners in 2009 in his pro coaching debut. Under his watch in 2009, Spinners hurlers led the New York-Penn League with 638 strikeouts and ranked 2nd with a franchise-best 2.96 ERA.

A left-handed pitcher, he compiled a 7-3 record and a 4.76 ERA in 122 career major league games for the San Diego Padres (2000-03), San Francisco Giants (2004), and Chicago White Sox (2005). A 6th-round selection by San Diego in the June 1995 draft, Kevin saw his first big league action with the Padres in 2000, going 7-1 with a 4.19 ERA in a career-high 70 outings, 2nd-most among major league rookies that year. His 14-year pro pitching career also included stints in the Texas Rangers (2006) and Colorado Rockies (2007) systems and 2 seasons with Camden of the independent Atlantic League (2007-08).

He and his wife, Aimee, live in Holtville, CA with daughter, Kamryn (9), and son, Brady (8).

Salem Red Sox, Continued



U.L. Washington, Hitting Coach

OPENING DAY AGE: 60

BORN: October 27, 1953 in Springtown, OK

RESIDES: Atoka, OK

U.L. begins his 1st season as Salem's hitting coach after serving in the same capacity for the Greenville Drive in 2013 and the GCL Red Sox from 2006-12. Prior to 2006, he was the Red Sox minor league infield coordinator for 2 seasons and Pawtucket's hitting coach in 2003. Before that, he spent 2 years in the same role for Double-A New Britain.

In 1999, Washington was the hitting coach for the Dodgers' Double-A San Antonio affiliate. He was a minor league hitting instructor for Kansas City from 1997 to 1998 and the Royals' Triple-A Omaha hitting coach in 1996. U.L. coached at Double-A Wichita. He coached with the Royals Double-A Memphis club from 1991-93. In 1989, Washington began his coaching career as manager of Pittsburgh's Short-A Welland affiliate.

A former shortstop, Washington played in parts of 11 major league seasons from 1977-87, batting .251 with 27 homers and 255 RBI in 907 games. He spent his 1st 8 years with Kansas City, hitting .303 in 9 postseason contests. U.L. played in Montreal in 1985 and closed out his career with 2 years in Pittsburgh.

U.L. and his wife, Sandra, have 2 children: daughter, Shawnte (37), and son, Christopher (32).



David Herrera, Athletic Trainer

David begins his 7th season in the Red Sox organization and his 3rd as the Salem Red Sox athletic trainer. He has also served as athletic trainer for the Greenville Drive from 2010-11, the Lowell Spinners in 2009, and for the Gulf Coast League Red Sox in 2008. Previously, he worked for the St. Joseph Blacksnakes of the independent American Association in the summer of 2006.

Prior to that, he served as a student athletic trainer with the baseball, basketball, football, and volleyball teams at Graceland (IA) University-Lamoni from 2005-06. David graduated from Graceland in 2007 with a B.A. in athletic training and a minor in health.

2013 Salem Red Sox Season in Review

Record: 76-64, 2nd, 1.5 GB (Southern Division) / 1st Half: 33-37, 3rd, 7.5 GB / 2nd Half: 43-27, 1st, 6.0 GA

The Salem Red Sox won their 1st Mills Cup Championship since 2001, sweeping both the 1st round and the finals to cap an 11-game winning streak. In his 2nd season with Salem, Billy McMillon led the Red Sox to a 2nd-place finish in the Carolina League Southern Division at 76-64 with a division-leading 43-27 record in the 2nd half. Salem posted a 33-37 mark in the 1st half.

With a 52-56 record to close out July, the Salem Sox finished the season with the best record in the minor leagues from 8/1, going 24-8 to close out the regular season. The Sox finished with a .256 batting average, tied for the best in the Red Sox minor league system and 3rd in the Carolina League.

They were 2nd in the CL in stolen bases (175) and 3rd in runs scored (644), homers (96), walks (514), and RBI (578). Sox pitchers combined for a 3.90 ERA, 4th in the CL. The Sox paced the league with a .978 fielding percentage.

Named the Red Sox Minor League Pitcher of the Year, **LHP Henry Owens** had the most strikeouts for a Red Sox minor leaguer, 169 between Salem and Double-A Portland, since Clay Buchholz' 171 in 2007. He also tied for the most wins and ranked 3rd among leaders in ERA. A Carolina League Pitcher of the Week for July 15-22, he was also a Mid-Season All-Star and threw 19.1 consecutive hitless innings from July 11-28 with the Salem Sox. Owens went 8-5 with a 2.92 ERA (34 ER/104.2 IP) for Salem prior to his promotion to Portland on 8/1.

Joining Owens as a Mid-Season All-Star for the Carolina League, **C Blake Swihart** ranked among both organizational (4th) and league (T-5th) leaders in batting. The Red Sox Minor League Defensive Player of the Year committed just 10 errors in 841 chances for a .988 fielding percentage in 101 games at catcher with High-A Salem. The 21-year-old led the Carolina League in putouts (743) and assists (88). He batted .298 (112-for-376) with 29 doubles, 7 triples, 2 home runs, 41 walks, and 42 RBI in 103 games with Salem.

In 63 games with the Salem Red Sox, **3B Garin Cecchini** led the CL in hitting at .350 (75-for-214), walks (43), and on-base percentage (.469) and was 2nd in slugging percentage (.547) prior to his promotion to Double-A Portland on 6/21. He led the organization batting .322 (146-for-454) between both clubs. Named a Carolina League All-Star, he had 19 doubles, 4 triples, 5 home runs, 33 RBI, and 15 stolen bases for Salem.

2B Mookie Betts hit .341 (63-for-185) in 51 games for the Salem Sox. The two-time Carolina League Player of the Week (8/5-11 and 8/19-26) ranked 3rd among CL playoff leaders with a .412 (7-for-17) average in 5 games for Salem. The Red Sox Minor League Offensive Player of the Year, Betts paced all Red Sox minor leaguers with 38 stolen bases and ranked 2nd in batting.

Salem Red Sox, Continued

2B Sean Coyle was named MVP of the Mills Cup Finals and led playoff leaders in doubles (3), RBI (7), and slugging percentage (.833). He hit .417 (5-for-12), 2nd in the league, in 3 games for Salem. Coyle hit .241 (47-for-195) with 9 doubles, 1 triple, 14 homers, 28 RBI, and 24 walks in 48 regular-season games for the team. His 16 home runs between Salem, Single-A Greenville, and Rookie-Level GCL Red Sox were tied for 3rd in the Red Sox organization.

Named a Post-Season All-Star, **OF Keury De La Cruz** ranked among CL leaders in doubles (3rd, 36), RBI (2nd, 89), hits (5th, 138), and extra-base hits (T-3rd, 51). He hit .258 (138-for-535) and led the team in doubles, RBI, hits, and total bases (213).

A 3-time CL Pitcher of the Week, including back-to-back honors in July, **RHP Mike Augliera** finished the year 9-6 with a 4.23 ERA (66 ER/140.1 IP), was tied for 4th in the Red Sox system for wins, and 5th in the CL in innings pitched. He was 1-0 with 1 walk, 6 hits, and 7 strikeouts over 6.2 scoreless innings in 1 playoff start for the Salem Sox.

2013 Batting and Pitching Statistics

PLAYER	AVG	G	AB	R	H	2B	3B	HR	RBI	SH	SF	HP	BB	SO	SB	CS	E
Betts, Mookie	.341	51	185	30	63	12	3	7	39	1	1	1	23	17	20	2	6
Blair, Carson	.250	41	124	21	31	9	2	4	13	0	0	1	23	39	2	1	1
Cecchini, Garin	.350	63	214	44	75	19	4	5	33	0	0	5	43	34	15	7	12
Chester, David	.273	29	99	12	27	2	0	6	14	0	1	1	11	22	2	0	1
Coyle, Sean	.241	48	195	41	47	9	1	14	28	0	4	1	24	65	11	0	1
De La Cruz, Keury	.258	133	535	65	138	36	6	9	89	0	7	2	31	130	16	9	3
Escobar, Leonel	.167	4	12	0	2	0	0	0	0	1	0	0	0	4	0	0	0
Frias, Vladimir	.192	9	26	1	5	0	0	0	0	2	0	0	2	5	1	1	3
Garcia, Jose	.176	34	108	2	19	3	1	0	10	1	2	0	5	24	2	3	4
Gedman, Matthew	.279	65	229	30	64	12	0	7	31	0	1	1	19	33	6	0	5
Heller, Kevin	.000	3	9	0	0	0	0	0	0	0	0	0	0	4	0	0	0
Jacobs, Brandon	.244	81	291	44	71	24	0	11	44	0	3	8	33	88	10	4	3
Johns, Bryan	.186	19	59	6	11	2	0	0	5	1	0	4	5	15	1	0	3
Johnson, Matty	.252	56	202	20	51	9	3	0	22	11	2	1	16	31	11	6	1
Koback, Cody	.215	54	186	17	40	5	2	0	10	4	2	6	14	29	6	0	3
Marrero, Deven	.256	85	332	50	85	20	0	2	21	1	0	1	42	60	21	2	4
Natoli, Nick	.185	97	319	43	59	16	1	1	28	6	2	6	51	84	11	2	18
Ramos, Henry	.252	129	469	69	118	27	7	12	55	6	7	3	55	100	11	12	4
Renfroe, David	.222	62	216	25	48	11	2	3	31	0	4	3	20	50	2	2	10
Roberson, Tim	.268	17	56	10	15	2	0	2	8	0	0	0	6	14	0	0	2
Sanchez, Felix	.216	32	116	21	25	2	0	1	9	3	1	2	5	43	17	5	2
Swihart, Blake	.298	103	376	45	112	29	7	2	42	1	3	1	41	63	7	8	10
Welch, Stefan	.292	75	267	48	78	19	0	10	46	0	3	10	45	65	3	2	1
Totals	.256	140	4625	644	1184	268	39	96	578	38	43	57	514	1019	175	66	114

PITCHER	W-L	ERA	G	GS	CG	SHO	SV	IP	H	R	ER	HR	HB	BB	SO	WP	BK
Augliera, Mike	9-6	4.23	26	26	1	0	0	140.1	146	74	66	10	3	38	76	6	1
Balcom-Miller, Chris	0-0	1.35	4	0	0	0	0	6.2	6	2	1	0	0	2	1	2	0
Cuevas, William	8-9	5.05	26	26	1	0	0	135.1	139	82	76	13	4	40	109	12	1
Diaz, Luis	2-0	1.38	2	2	0	0	0	13.0	11	3	2	0	0	4	8	0	1
Frias, Vladimir	0-1	5.40	1	0	0	0	0	1.2	1	1	1	0	1	0	0	0	0
Johnson, Brian	1-0	1.64	2	2	0	0	0	11.0	9	2	2	0	0	5	8	1	0
Kaminska, Kyle	0-0	4.38	2	2	0	0	0	12.1	12	6	6	2	0	1	7	1	0
Kraus, Kyle	4-2	4.04	13	5	0	0	1	49.0	52	24	22	5	3	13	28	3	0
McCarthy, Mike	5-2	4.29	21	11	0	0	1	86.0	106	50	41	11	1	18	66	6	0
Natoli, Nick	0-0	0.00	1	0	0	0	0	1.0	1	0	0	0	0	2	0	0	0
Ogando, Nefi	2-3	4.09	33	0	0	0	3	55.0	49	34	25	5	2	27	44	8	0
Olivares, Gerardo	0-0	27.00	2	0	0	0	0	2.1	6	7	7	0	0	4	1	0	0
Ott, Matty	4-5	3.82	37	0	0	0	5	73.0	67	33	31	4	4	22	66	1	0
Owens, Henry	8-5	2.92	20	20	0	0	0	104.2	66	39	34	6	7	53	123	8	0
Pena, Miguel	6-7	4.00	15	15	1	0	0	81.0	84	39	36	4	4	27	54	1	0
Price, Matt	6-0	2.41	35	0	0	0	6	52.1	32	15	14	2	3	22	50	7	1
Quevedo, Heri	6-5	4.18	23	11	0	0	2	97.0	84	52	45	4	5	52	91	9	1
Ramirez, Noe	2-1	2.11	21	0	0	0	1	47.0	41	13	11	0	4	9	44	3	0
Rivera, Manuel	0-1	4.58	9	0	0	0	1	17.2	22	9	9	1	4	7	9	3	0
Scott, Robby	4-4	2.79	31	0	0	0	2	67.2	51	27	21	6	2	30	44	5	0
Striz, Nate	1-4	3.14	38	0	0	0	8	57.1	48	21	20	0	5	26	59	11	0
Stroup, Kyle	4-9	5.17	22	20	1	0	0	87.0	110	54	50	5	5	29	58	6	1
Younginger, Madison	4-0	3.52	13	0	0	0	1	23.0	22	9	9	1	3	11	25	2	0
Totals	76-64	3.90	140	140	4	10	31	1221.1	1165	596	529	79	60	442	971	95	6



GREENVILLE DRIVE

South Atlantic League - Single-A

Fluor Field at the West End, 945 South Main Street, Greenville, SC 29601

Co-Owner/President.....	Craig Brown
General Manager.....	Eric Jarinko
Media Relations Manager.....	Cameron White
Manager.....	Darren Fenster
Pitching Coach.....	Paul Abbott
Hitting Coach.....	Nelson Paulino
Trainer.....	Satoshi Kajiyama
Stadium (First Season/Capacity).....	Fluor Field at the West End (2006 / 5,700)
Media Relations Telephone/Fax.....	(864) 240-4504 / (864) 240-4501



Darren Fenster, Manager

OPENING DAY AGE: 35

BORN: September 11, 1978 in Edison, NJ

RESIDES: Neptune, NJ

MINOR LEAGUE MANAGERIAL RECORD: 35-25 (.583)

Darren begins his 1st year as manager of the Drive after beginning his managerial career with the GCL Red Sox in 2013 where he led the team to a division title and appearance in the Gulf Coast League Championship Series. He served as hitting coach for Greenville in his affiliated coaching debut in 2012 and previously spent 6 seasons


on the Rutgers University baseball staff as Director of Operations, assistant coach, and recruiting coordinator. He also served as an assistant for the Cape Cod Baseball League's Orleans Cardinals in 2008 where he helped guide the club to a league-best 25-17-2 regular-season record.

Selected by Kansas City in the 12th round of the June 2000 draft, Darren was named a Carolina League All-Star in 2002 and 2004 as a member of the Wilmington Blue Rocks. He spent 5 seasons in the Royals minor league system hitting .267 with 63 doubles, 179 RBI and 215 walks in 438 games.

A 2-time All-American shortstop at Rutgers University, he was elected into the Rutgers Olympic Sports Hall of Fame in 2008. Darren was also named to the Middletown High School South Athletic Hall of Fame in 2007.

Career Managerial Record

YEAR	CLUB	LEAGUE	W	L	PCT.	DIV.	PLAYOFFS
2013	Red Sox	Gulf Coast (R)	35	25	.583	(1st)	def. Yankees, 1-0 in semi-finals; lost to Nationals 2-0 in finals
Career Totals (1 year)			35	25	.583		



Paul Abbott, Pitching Coach

OPENING DAY AGE: 46

BORN: September 15, 1967 in Van Nuys, CA

RESIDES: Fullerton, CA

Paul enters his 2nd season as Greenville's pitching coach after spending the previous 2 seasons in the same capacity for Lowell. He previously spent 2 seasons with the independent Golden League's Orange County Flyers, serving as manager in 2010 and as pitching coach in 2009. He was also an assistant coach at Fullerton (CA) Junior College.

A right-handed pitcher, he played 20 seasons of professional ball from 1985-2005 and spent parts of 11 seasons in the major leagues with the Twins (1990-92), Indians (1993), Mariners (1998-2002), Royals (2003), Devil Rays (2004), and Phillies (2004). He was originally selected by Minnesota in the 3rd round of the 1985 draft and earned a career-high 17 victories during the Mariners' 116-win season in 2001.

Paul lives in Fullerton, CA and has 4 children: Lance (27), Trent (26), Chloe (16), and Reese (13).

Greenville Drive, Continued



Nelson Paulino, Hitting Coach

OPENING DAY AGE: 41

BORN: January 28, 1973 in Salcedo, DR

RESIDES: San Pedro de Macoris, DR

Nelson enters his 1st year as hitting coach with Greenville after serving in the same capacity for the Salem Red Sox in 2013 and the Lowell Spinners in 2012. It marks his 17th consecutive year with the Red Sox after joining the organization in 1998. He previously served as hitting coach for Boston's Dominican Summer League club from 2008-11 and from 2001-02. Nelson was the DSL club's bench coach in 2007 and manager from 2003-06.

The switch-hitting infielder played 4 years in the Braves farm system from 1991-94, hitting .261 with 5 homers and 56 stolen bases in 306 career minor league games. Nelson and his wife, Neltkis Peguero, have 3 children: Angelina, Chrisberlin, and Nelson, Jr.



Satoshi Kajiyama, Athletic Trainer

He enters his 1st season as athletic trainer with the Drive after serving in the same capacity for the Lowell Spinners in 2013. He previously spent 2 years as a graduate assistant in the Illinois State Athletic Training Program. It is his 2nd stint with the Red Sox having previously served as an intern from 2007-08. Satoshi also interned with the Pittsburgh Pirates (2006) and the Los Angeles Dodgers (2009).

He graduated from Bridgewater State College with a B.S. in physical education with an athletic training concentration and received his M.S. in kinesiology and recreation with an athletic training emphasis from Illinois State University.

2013 Greenville Drive Season in Review

Record: 51-87, 7th, 31.5 GB (Southern Division) / 1st Half: 22-47, 7th, 21.0 GB / 2nd Half: 29-40, 6th, 15.5 GB

In his 2nd year as Greenville's manager, Carlos Febles led the Drive to a 51-87 season, 7th in the South Atlantic League Southern Division.

The club's regular-season attendance of 300,402 at Fluor Field led the Southern Division for the 6th straight year and ranked 3rd overall in the league. Fluor Field at the West End was named Best Playing Field in the South Atlantic League for 2013 with head groundskeeper Greg Burgess receiving the Sports Turf Manager of the Year Award for the Drive.

Greenville's .246 batting average ranked 4th in the Red Sox system, 10th in the SAL, and were tied for 5th in the league with 237 doubles. Club hurlers combined for 13th in the league with a 4.44 ERA.

The Drive were represented by **2B Mookie Betts** and **DH David Chester** in the South Atlantic League All-Star Game. Betts was 0-for-2 in the loss as the SAL South Division fell to the North Division, 2-1. Chester went 1-for-2 for the South.

Betts hit .296 (82-for-277) for the Drive with 24 doubles, 1 triple, 8 homers, 26 RBI, 58 walks, and 18 stolen bases before being promoted to High-A Salem on 7/9. A South Atlantic League Player of the Week for 5/6-12, he led the team in runs (63), and walks, and ranked 3rd in total bases (132), and stolen bases.

Chester led the Drive in RBI (71), and home runs (13) and ranked second in hits (90), doubles (25), and walks (41). He hit .270 (90-for-333) at the time of his promotion to High-A Salem on 7/24.

OF Aneury Tavarez led the Drive with 29 stolen bases, 3rd most among Red Sox minor leaguers. He hit .257 (123-for-479) in a team-leading 125 games for Greenville. Tavarez also led the team in hits (123), doubles (28), triples (7), walks (21), and total bases (186) and ranked 2nd in runs (56), and RBI (55).

RHP Justin Haley was 7-11 with a 3.68 ERA (51 ER/124.2 IP). He walked 74 and struck out a team-leading 124 in 26 games. His 24 starts were tied for the most for the Drive, and he ranked among Red Sox organizational leaders in ERA (8th), and strikeouts (4th).

RHP Luis Diaz was 7-4 with a 2.05 ERA (20 ER/88.0 IP) in 15 games, 14 starts, for the Drive. Named the South Atlantic League Pitcher of the Week for 6/24-30, he went 2-0 with a 0.69 ERA in 2 starts during that span. He held batters to 6 hits and 1 run, striking out 15 for the honor. Diaz struck out 86 and allowed 20 walks, 32 runs, and 74 hits over 88.0 innings.



Greenville Drive, Continued

2013 Batting and Pitching Statistics

PLAYER	AVG	G	AB	R	H	2B	3B	HR	RBI	SH	SF	HP	BB	SO	SB	CS	E
Betts, Mookie	.296	76	277	63	82	24	1	8	26	3	1	1	58	40	18	2	12
Briscoe, Keaton	.206	57	180	26	37	7	3	2	15	2	0	5	20	58	3	2	8
Chester, David	.270	94	333	38	90	25	0	13	71	0	5	6	41	89	1	0	3
Colorado, Jose	.091	4	11	0	1	1	0	0	0	0	0	0	3	4	0	0	1
Coyle, Sean	.320	6	25	4	8	3	0	1	4	0	0	0	3	9	0	1	0
Escobar, Leonel	.206	11	34	0	7	1	0	0	2	1	0	0	2	7	0	0	2
Graggiani, Reed	.259	38	147	23	38	8	0	1	16	2	3	6	13	22	2	2	4
Guerrero, Dreilly	.171	56	164	23	28	5	0	1	8	3	2	1	15	56	5	2	8
Hassan, Alex	.478	8	23	4	11	2	0	0	7	0	0	0	10	2	0	0	0
Heller, Kevin	.248	35	117	12	29	3	2	2	10	0	0	5	10	33	4	0	3
Hernandez, Jayson	.267	60	206	13	55	6	0	1	16	0	1	9	9	36	0	2	7
Johns, Bryan	.181	21	72	8	13	0	1	2	14	2	2	1	7	21	1	1	2
Koback, Cody	.282	61	227	33	64	11	2	0	29	4	1	6	21	45	10	6	4
Loya, Jesus	.296	33	125	12	37	6	1	0	9	1	0	1	7	17	3	2	0
Mager, Kevin	.245	16	49	8	12	3	0	1	5	0	0	0	8	15	0	0	3
Martinez, Mario	.285	76	295	35	84	14	0	9	54	0	2	5	15	81	0	1	17
Miller, Mike	.356	15	45	8	16	6	0	0	2	1	0	2	5	5	3	1	3
Moanaroa, Boss	.173	84	277	26	48	13	1	4	29	0	3	2	40	107	0	0	4
Moore, Nick	.158	24	76	6	12	2	0	2	8	0	0	0	11	47	3	1	11
Perkins, Kendrick	.221	45	154	14	34	9	1	2	10	0	0	2	10	57	4	5	3
Roberson, Tim	.289	47	187	17	54	9	1	3	29	0	1	0	8	46	0	0	3
Sanchez, Felix	.206	43	131	20	27	4	0	0	6	3	1	8	11	49	10	5	1
Tavarez, Aneury	.257	125	479	56	123	28	7	7	55	7	3	6	21	140	29	15	7
Turocy, Drew	.297	72	279	33	83	25	5	0	20	0	0	2	19	67	6	2	4
Vinicio, Jose	.192	107	391	44	75	14	4	1	26	9	1	5	12	108	21	9	31
Weems, Jordan	.204	61	201	15	41	8	0	0	13	0	0	3	25	60	2	1	3
Totals	.246	138	4505	541	1109	237	29	60	484	38	26	76	404	1221	125	60	153

PITCHER	W-L	ERA	G	GS	CG	SHO	SV	IP	H	R	ER	HR	HB	BB	SO	WP	BK
Dahlstrand, Jacob	4-8	4.65	18	15	1	0	0	89.0	95	50	46	9	5	34	51	18	2
Diaz, Luis	7-4	2.05	15	14	1	0	0	88.0	74	32	20	5	3	20	86	6	0
Garcia, Jason	2-2	4.21	9	1	0	0	1	36.1	33	20	17	3	3	16	36	3	1
Gomez, Sergio	1-3	2.96	5	5	0	0	0	27.1	21	10	9	2	3	10	25	6	0
Haley, Justin	7-11	3.68	26	24	0	0	0	124.2	97	64	51	10	0	74	124	10	2
Johnson, Brian	1-6	2.87	15	15	0	0	0	69.0	50	29	22	4	4	28	69	7	1
Kapteyn, Braden	1-1	4.58	10	0	0	0	0	17.2	15	12	9	1	4	19	15	3	0
Kraus, Kyle	2-0	2.29	19	0	0	0	4	35.1	32	11	9	1	3	4	35	2	0
Kukuk, Cody	4-13	4.63	26	24	0	0	1	107.0	77	69	55	5	1	81	113	19	0
Larson, Greg	0-0	9.45	4	0	0	0	0	6.2	12	8	7	0	0	4	5	2	0
Light, Pat	1-4	8.89	10	9	0	0	0	28.1	44	33	28	4	1	14	28	5	0
Maddox, Austin	4-6	5.63	33	7	0	0	1	88.0	109	67	55	13	3	22	65	13	0
Mager, Kevin	0-0	0.00	1	0	0	0	0	1.0	1	0	0	0	0	1	0	0	0
Martin, Kyle	2-1	2.12	9	0	0	0	1	17.0	8	5	4	0	3	7	15	0	0
McGeary, Jack	1-1	4.02	9	0	0	0	0	15.2	10	7	7	1	2	13	20	2	1
Montas, Francellis	2-9	5.70	19	18	1	0	0	85.1	94	62	54	10	3	32	96	9	1
Morales, Franklin	0-0	0.00	1	1	0	0	0	3.0	1	0	0	0	0	2	1	0	0
Olivares, Gerardo	3-4	5.18	20	0	0	0	2	40.0	36	24	23	7	6	15	26	4	0
Ortega, Yunior	2-6	6.55	26	1	0	0	1	78.1	96	66	57	14	6	26	66	2	3
Rivera, Manuel	0-0	3.38	14	0	0	0	1	21.1	22	10	8	1	0	5	14	3	0
Smorol, Rob	0-0	0.00	1	0	0	0	0	1.0	0	0	0	0	0	1	0	0	0
Taveras, Francisco	3-5	6.69	19	4	0	0	1	71.1	80	57	53	15	4	30	48	7	0
Valette, Raynel	0-3	3.58	15	0	0	0	0	32.2	31	14	13	4	2	16	33	7	0
Wendelken, Jeffrey	2-0	2.77	27	0	0	0	10	65.0	59	20	20	4	3	20	54	6	2
Younginer, Madison	2-0	5.59	13	0	0	0	0	19.1	19	12	12	1	0	14	30	3	0
Totals	51-87	4.44	138	138	3	6	23	1168.1	1116	682	577	114	59	508	1055	137	13



LOWELL SPINNERS

New York-Penn League - Short-A
LeLacheur Park, 450 Aiken Street, Lowell, MA 01854

Owner/Chief Executive Officer	Drew Weber
President/General Manager	Tim Bawmann
Vice President of Corporate Communications	Jon Goode
Director, Media Relations	Jon Boswell
Manager	Joe Oliver
Pitching Coach	Walter Miranda
Hitting Coach	Noah Hall
Trainer	Nick Faciana
Stadium (First Season/Capacity)	Edward LeLacheur Park (1998 / 5,030)
Media Relations Telephone/Fax	(978) 805-5117 / (978) 459-1674



Joe Oliver, Manager

OPENING DAY AGE: 48

BORN: July 24, 1965

RESIDES: Orlando, FL

MINOR LEAGUE MANAGERIAL RECORD: 1st Season

Joe makes his managerial debut with the Spinners in 2014 after being named the club's 11th manager in franchise history.

A 12-year major league veteran, he was drafted by the Cincinnati Reds in the 1983 June Draft. Joe made his major league debut in 1989, was a member of the 1990 World Series Champion Reds, and was named the Reds MVP in 1993. He also played with the Milwaukee Brewers (1995), Detroit Tigers (1998), Seattle Mariners (1998, 2000), Pittsburgh Pirates (1999), and New York Yankees (2001), and the Boston Red Sox (2001).

After his retirement, Joe coached at the youth and high school level, most recently coaching varsity baseball at Boone High School in Orlando, FL after also spending time at Bishop Moore Catholic High School (2012) and Pine Castle Christian Academy (2002-11).

Career Managerial Record

YEAR	CLUB	LEAGUE	W	L	PCT.	DIV.	PLAYOFFS
1st Season							



Walter Miranda, Pitching Coach

OPENING DAY AGE: 39

BORN: January 6, 1975 in Cartagena, Colombia

RESIDES: Cape Coral, FL

Walter returns to Lowell for his 2nd consecutive season, he also served as the Spinners pitching coach from 2005-06 and in 2008, after serving as pitching coach for the Gulf Coast League Red Sox for 4 seasons from 2009-12. He helped guide the GCL club to a 3.11 ERA last season. He also held the position of pitching coach for the GCL Red Sox from 2000-04 and with the Greenville Drive in 2007.

Miranda joined the Red Sox organization in 1999 after a 6-year playing career in the Florida Marlins system, over which he went 21-19 in 68 games (60 starts). He played baseball and basketball in his native Colombia and became the 2nd player to sign with the expansion Marlins on 1/15/92.

Walter and his wife, Nicole, live in Cape Coral, FL with their daughter, Miel.



Noah Hall, Hitting Coach

OPENING DAY AGE: 36

BORN: June 9, 1977 in Boulder Creek, CA

RESIDES: Indian Trail, NC

Noah begins his 2nd season with Lowell after helping lead his team to the finals in his coaching debut in 2012 with the Gulf Coast League Red Sox.

After spending 1 year at San Jose City College, he was selected by the Montreal Expos in the June 1995 draft and went on to play parts of 13 seasons as an outfielder in affiliated minor league baseball from 1996-2009. He played in 1,543 games including 367 through parts of 5 seasons in independent leagues (2001, 2007 and 2009-11). He had a career year in 2005 while playing in the Carolina League when he hit .332, .459 OBP, .633 SLG, 1092 OPS, 112 runs, 26 HR, 92 RBI,

Lowell Spinners, Continued

and 24 SB. He holds a .284 career average with a .390 OBP, 953 runs, 271 doubles, 134 homers, 64 triples, 833 RBI, 303 stolen bases, and finished with more walks (789) than strikeouts (779) in his 16-year playing career. Hall and his wife, Kelly, have 2 children, Isaiah (6) and Isabella (2).



Nick Faciana, Athletic Trainer

Nick enters his 1st season as athletic trainer for Lowell. He previously served as a rehabilitation intern with the Philadelphia Phillies in 2013 and athletic trainer for Double-A Akron in the Cleveland Indians organization from 2010-12.

A native of Ohio, Nick earned his bachelor's and master's degrees from the University of Akron and served as a graduate assistant and interim athletic trainer for his alma mater's varsity football team from 2011-13.

2013 Lowell Spinners Season in Review

Record: 40-33, 2nd, 2.5 GB (Stedler Division)

Led by Bruce Crabbe, in his 3rd stint with Lowell and 2nd consecutive year with the team, the Spinners finished the 2013 season with a 40-33 record, 2nd in the New York-Penn League's Stedler Division.

Club hurlers combined for 4th in the league with a 2.95 ERA, best in the Red Sox system. They allowed the 2nd fewest walks (180) and hits (557) in the league. Lowell ranked 9th with a .235 team batting average but led the NYPL with 249 walks.

The Spinners led the Stedler Division with a regular-season attendance of 156,358 at LeLachur Park. The mark was 3rd in the league.

RHP Ty Buttrey topped organizational leaders with a 2.21 ERA (15/61.0 IP), 7th in the NYPL. He was 4-3 in a team-leading 13 starts for the Spinners. He allowed 2 earned runs or less in his final 5 starts for Lowell. Buttrey was 2-0 with a 1.57 ERA (4 ER/23.0 IP) in 5 starts for the month of July. He allowed 4 runs and walked 8, striking out 15 in that span.

INF Kevin Mager, RHP Sergio Gomez, and **RHP Joe Gunkel** were selected to represent the Spinners in the 2013 New York-Penn League All-Star Game. Mager ranked among Red Sox minor league hitters, batting .280 (66-for-236) for Lowell. He led the team in hits, doubles (13), triples (3), home runs (2), RBI (36), walks (32), and total bases (91).

Gomez was 3-1 with a 1.60 ERA (9 ER/50.2 IP) in 10 games (5 GS) for the Spinners. He allowed 14 walks and struck out 55, second among Lowell hurlers before being promoted to Single-A Greenville. He posted a 0.79 ERA at LeLachur Park in 4 games (3 GS). He was 2-0, allowing 14 hits, 3 runs, 2 earned, and striking out 19 at home.

Gunkel was 3-0 with 5 saves in 14 games for the Spinners. He posted a 1.35 ERA (3 ER/20.0 IP), allowing 8 hits and 3 walks and striking out 32. He did not allow a run in 8.2 innings for July going 3-0 with 2 saves and 12 strikeouts in 6 games that month.

Pacing the team with 18 stolen bases, **CF Manuel Margot** hit .270 (50-for-185) with 8 doubles, 2 triples, 1 homer, 21 RBI, and 22 walks for the Spinners. He was 2nd on the team in RBI and ranked 3rd in runs scored (29). Margot hit .357 (20-for-56) for the month of August with 4 doubles, 1 triple, 1 home run, 11 RBI, and 4 walks in that span.

RHP Jamie Callahan won back-to-back weekly honors as the NYPL Pitcher of the Week for 7/22-28 and 7/29-8/4. His 6.0 innings pitched on both 7/26 and 7/31 were career-highs. He also set a career record with 9 strikeouts on 7/31 over 6.0 perfect innings. Callahan was 5-1 with a 3.92 ERA (26 ER/59.2 IP) in 13 games, 12 starts for the Spinners.

Named NYPL Pitcher of the Week for 8/5-11, **LHP Daniel McGrath** was 2-0 in 2 games, 1 start for the Spinners, retiring all 22 batters he faced with 10 strikeouts over 7.1 innings. McGrath was 3-3 with a 4.86 ERA in 8 games, 7 starts for the Spinners. He walked 13 and struck out 35 for Lowell.

2B Carlos Asuaje had a 22-game home on-base streak from 6/20-8/31, hitting .325 (25-for-77) at LeLachur Park. He collected 7 doubles, 9 RBI, and 13 walks at home and finished the season batting .269 (46-for-171) with 12 doubles, 20 RBI, and 27 walks in 52 games for the Spinners.

Lowell Spinners, Continued

2013 Batting and Pitching Statistics

PLAYER	AVG	G	AB	R	H	2B	3B	HR	RBI	SH	SF	HP	BB	SO	SB	CS	E
Allday, Forrestt	.267	38	135	23	36	5	1	0	11	0	0	8	27	27	8	3	3
Asuaje, Carlos	.269	52	171	19	46	12	1	1	20	2	3	1	27	33	4	3	7
Bethea, Danny	.261	31	111	21	29	5	0	1	18	0	2	4	11	28	1	0	0
Blair, Carson	.250	3	8	1	2	1	0	0	1	0	1	0	4	2	0	0	0
Colorado, Jose	.235	21	68	8	16	4	0	1	8	0	2	0	5	23	1	2	2
Flores, Raymel	NA	1	0	1	0	0	0	0	0	0	0	0	1	0	1	0	0
Graghani, Reed	.333	14	48	2	16	4	0	0	4	0	1	3	4	4	4	0	1
Jerez, Williams	.176	38	119	6	21	5	1	0	8	2	0	1	3	23	4	1	2
Kapstein, Zach	.125	2	8	0	1	1	0	0	1	0	0	0	0	3	0	0	0
King, Aaron	.238	46	164	13	39	8	1	2	19	0	2	0	17	64	2	1	2
Lin, Tzu-Wei	.226	60	230	34	52	9	2	1	20	1	1	1	28	59	12	4	21
Lopez, Deiner	.210	28	100	15	21	3	0	0	10	1	0	2	10	23	4	1	4
Mager, Kevin	.280	66	236	32	66	13	3	2	36	5	1	3	32	57	3	0	7
Margot, Manuel	.270	49	185	29	50	8	2	1	21	5	3	1	22	40	18	8	4
Meyers, Mike	.250	2	8	2	2	0	1	0	1	0	0	0	0	3	0	0	0
Minnich, Nathan	.226	24	84	8	19	5	0	1	9	0	2	3	7	31	0	0	3
Moore, Nick	.183	57	186	21	34	7	1	1	15	3	3	3	20	80	6	1	16
Perkins, Kendrick	.227	17	66	9	15	4	0	1	13	0	0	0	6	20	4	0	1
Rijo, Wendell	.357	3	14	1	5	1	1	0	1	0	0	0	0	3	0	1	1
Rodriguez, Miguel	.150	11	40	1	6	1	0	0	5	0	0	0	1	15	0	1	1
Romanski, Jake	.233	20	73	9	17	4	0	2	4	0	1	2	4	11	0	0	4
Rondon, Cleuluis	.276	37	123	13	34	4	1	1	10	6	0	2	7	26	6	1	4
Sopilka, David	.167	32	108	5	18	2	0	0	3	0	2	1	10	30	0	0	8
Witte, Jantzen	.121	20	66	6	8	3	0	0	3	0	0	4	3	15	0	0	0
Totals	.231	76	2538	297	586	99	14	33	251	16	21	35	243	624	106	28	86

PITCHER	W-L	ERA	G	GS	CG	SHO	SV	IP	H	R	ER	HR	HB	BB	SO	WP	BK
Adams, Mike	0-1	5.27	8	0	0	0	1	13.2	18	9	8	1	1	0	12	1	0
Alcantara, Mario	0-5	4.17	14	9	0	0	0	58.1	61	42	27	2	9	29	46	6	1
Aro, Jonathan	5-3	2.14	15	1	0	0	3	54.2	44	17	13	2	2	12	49	1	0
Bard, Daniel	0-0	0.00	1	0	0	0	0	1.0	0	0	0	0	0	4	2	1	0
Buchholz, Clay	0-0	13.50	1	1	0	0	0	0.2	1	3	1	0	0	3	1	0	0
Buttrey, Ty	4-3	2.21	13	13	0	0	0	61.0	54	21	15	0	5	21	35	7	0
Callahan, Jamie	5-1	3.92	13	12	0	0	0	59.2	48	27	26	4	2	17	54	3	1
Carpenter, Chris	0-0	1.69	4	0	0	0	0	5.1	4	2	1	0	2	1	6	2	0
Chavez, Dylan	2-0	5.56	11	0	0	0	0	22.2	28	16	14	1	4	4	24	3	0
Gomez, Sergio	3-1	1.60	10	5	0	0	0	50.2	40	10	9	2	2	14	55	2	0
Grover, Taylor	0-3	2.63	15	0	0	0	1	24.0	20	7	7	1	2	5	18	1	0
Gunkel, Joe	3-0	1.35	14	0	0	0	5	20.0	8	4	3	0	1	3	32	3	1
Jimenez, Ellis	0-1	4.50	1	0	0	0	0	2.0	1	1	1	0	1	1	1	1	0
Larson, Greg	1-3	2.00	14	0	0	0	4	18.0	14	7	4	0	3	5	16	2	0
Littrell, Corey	0-3	1.74	12	10	0	0	0	31.0	28	9	6	0	1	10	30	0	1
Mager, Kevin	0-0	18.00	1	0	0	0	0	1.0	3	2	2	0	0	1	1	0	0
Maloney, Matt	0-0	0.00	5	0	0	0	1	6.1	4	1	0	0	0	0	4	0	0
Martin, Kyle	2-1	0.47	10	0	0	0	2	19.0	11	2	1	0	1	3	15	0	0
McGeary, Jack	0-0	7.50	5	0	0	0	0	6.0	9	7	5	0	0	3	10	1	0
McGrath, Daniel	3-3	4.86	8	7	0	0	0	33.1	29	21	18	2	1	13	35	1	0
Mercedes, Simon	2-2	3.13	13	3	0	0	1	63.1	62	24	22	2	2	17	57	4	1
Ortega, Yunior	1-0	4.26	2	0	0	0	0	6.1	10	4	3	0	0	1	4	0	0
Pinales, Carlos	2-1	2.67	13	0	0	0	0	30.1	24	10	9	2	1	3	24	0	0
Quevedo, Heri	0-0	0.00	1	1	0	0	0	2.0	3	0	0	0	0	1	2	0	0
Smith, Myles	0-0	6.75	1	1	0	0	0	2.2	4	2	2	0	0	0	3	0	0
Spalding, Matt	0-2	13.50	2	0	0	0	0	2.0	1	5	3	0	0	3	3	1	0
Stankiewicz, Teddy	0-0	2.29	9	9	0	0	0	19.2	17	6	5	1	1	2	15	1	0
Taveras, Francisco	2-0	1.23	4	1	0	0	0	14.2	8	2	2	0	0	2	16	1	0
Velette, Raynel	0-0	3.38	1	0	0	0	0	2.2	2	1	1	0	0	2	1	1	0
Villarreal, Braynan	0-0	0.00	2	0	0	0	0	2.2	1	0	0	0	0	0	3	1	0
Totals	40-33	2.95	73	73	0	8	18	634.2	557	262	208	20	41	180	574	44	5



GULF COAST LEAGUE RED SOX

Gulf Coast League - Rookie

JetBlue Park, 1500 Fenway South Drive, Fort Myers, FL 33913

Director of Florida Operations	Katie Haas
Assistant Director of Florida Baseball Operations	Ethan Faggett
Minor League Equipment and Clubhouse Manager	Mike Stelmach
Manager	Tom Kotchman
Coach	Dave Tomlin
Pitching Coach	Dick Such/Glenn "Goose" Gregson
Hitting Coach	Raul Gonzalez
Athletic Trainer	Mauricio Elizondo
Stadium (First Season/Capacity)	JetBlue Park (2012 / 9,500)
Media Relations Telephone	(239) 226-6158



Tom Kotchman, Manager

OPENING DAY AGE: 59

BORN: August 14, 1954 in Grafton, ND

RESIDES: Seminole, FL

MINOR LEAGUE MANAGERIAL RECORD: 1,704-1,436 (.543)

Kotchman begins his 1st season as manager for the GCL Red Sox after serving as a coach for the team in 2013 and will continue his work as a scout for the club. It is his 2nd stint with the organization having previously managed at the Single-A level in Winter Haven from 1982-83. A veteran of 34 years as a minor league manager and scout, he spent 29 seasons in the Angels system, and owns a 1,706-1,436 (.543) career record, also managing in the Tigers (1980-81) organization. A Professional Baseball Scouts Hall of Famer, he has signed current major leaguers including Patrick Corbin, Howie Kendrick, Darren O'Day, Will Smith, Jeff Mathis, and Casey Kotchman. Kotchman served as the manager of the Angels' Rookie-level affiliates in Provo and Orem, UT for the 12 years, reaching the Pioneer League playoffs 11 times and winning the league's championship on 4 occasions and was inducted into The Pioneer League Hall of Fame in September 2013. He led his clubs to 19 playoff berths and 8 league titles after joining the Angels in 1984 and has his jersey retired with the Orem Owlz of the Pioneer League and Boise Hawks of the Northwest League.

Prior to his coaching career, Kotchman played 2 professional seasons in the Cincinnati system from 1977-78.

Kotchman and his wife, Susan, have 2 children, Casey and Christal. Casey, a 1st baseman, spent part of the 2009 season with Boston.

Career Managerial Record

YEAR	CLUB	LEAGUE	W	L	PCT.	DIV.	PLAYOFFS
1979	Auburn	New York-Penn (A)	22	45	.328	(5th)	
1980	Bristol	Appalachian (R)	36	33	.522	(2nd)	
1981	Macon	South Atlantic (A)	62	79	.440	(3rd/5th)	lost to Modesto, 2-1 in semi-finals
1982	Winter Haven	Florida State (A)	59	74	.444	(5th/5th)	
1983	Winter Haven	Florida State (A)	49	84	.368	(5th/5th)	lost to Visalia, 3-1 in semi-finals
1984	Redwood	California (A)	91	48	.655	(2nd/1st)	
1985	Redwood	California (A)	70	76	.479	(4th/2nd)	
1986	Palm Springs	California (A)	87	55	.613	(1st/2nd)	
1987	Edmonton	Pacific Coast (AAA)	69	74	.483	(4th/4th)	
1988	Edmonton	Pacific Coast (AAA)	61	80	.433	(5th/4th)	
1989	Edmonton	Pacific Coast (AAA)	65	76	.461	(4th/4th)	
1990	Boise	Northwest (A)	53	23	.697	(1st)	lost to Spokane, 2-1 in finals
1991	Boise	Northwest (A)	50	26	.658	(1st)	def. Yakima, 2-0 in finals
1992	Boise	Northwest (A)	40	36	.526	(2nd)	
1993	Boise	Northwest (A)	41	35	.539	(1st)	def. Bellingham, 2-1 in finals
1994	Boise	Northwest (A)	44	32	.579	(1st)	def. Yakima, 2-1 in finals
1995	Boise	Northwest (A)	48	27	.640	(1st)	def. Bellingham, 2-1 in finals
1996	Boise	Northwest (A)	43	33	.566	(2nd)	
1997	Boise	Northwest (A)	51	25	.671	(1st)	lost to Portland, 3-2 in finals
1998	Boise	Northwest (A)	47	29	.618	(1-1st)	def. Spokane in 1-game playoff; lost to Salem-Keizer, 2-0 in finals
1999	Boise	Northwest (A)	43	33	.566	(2nd)	
2000	Boise	Northwest (A)	41	35	.539	(1-1st)	
2001	Provo	Pioneer (R)	53	23	.697	(1st/1st)	def. Casper, 2-0 in semi-finals; lost to Billings, 2-0 in finals
2002	Provo	Pioneer (R)	38	38	.500	(1st/2nd)	def. Ogden, 2-1 in semi-finals; lost to Great Falls, 2-1 in finals
2003	Provo	Pioneer (R)	54	22	.711	(1st/1st)	def. Ogden, 2-1 in semi-finals; lost to Billings, 2-0 in finals
2004	Provo	Pioneer (R)	44	32	.579	(1st/1st)	def. Idaho Falls, 2-1 in semi-finals; def. Billings, 2-0 in finals
2005	Orem	Pioneer (R)	38	38	.500	(2nd/1st)	def. Ogden, 2-1 in semi-finals; def. Helena 2-0 in finals
2006	Orem	Pioneer (R)	45	31	.592	(1st/1st)	lost to Idaho Falls, 2-0 in semi-finals
2007	Orem	Pioneer (R)	37	39	.487	(3rd/2nd)	def. Idaho Falls, 2-0 in semi-finals; def. Great Falls, 2-0 in finals
2008	Orem	Pioneer (R)	52	23	.693	(1st/1st)	def. Ogden, 2-1 in semi-finals; lost to Great Falls, 2-1 in finals
2009	Orem	Pioneer (R)	51	25	.671	(3rd/1st)	def. Ogden, 2-0 in semi-finals; def. Missoula, 2-1 in finals
2010	Orem	Pioneer (R)	39	36	.520	(2nd/2nd)	lost to Ogden, 2-1 in semi-finals
2011	Orem	Pioneer (R)	46	30	.605	(1st/1st)	lost to Ogden, 2-1 in semi-finals
2012	Orem	Pioneer (R)	35	41	.461	(3rd/3rd)	
Career Totals (34 years)			1704	1436	.543		

Gulf Coast League, Continued



Dave Tomlin, Coach

OPENING DAY AGE: 64

BORN: June 22, 1949 in Maysville, KY

RESIDES: Manchester, OH

Dave begins his 4th season as a coach for the Gulf Coast League Red Sox after managing the club to a combined 151-128 (.541) record from 2006-10, including 4 finishes over .500 and a 31-28 (.525) mark in 2010. He guided the team to a league championship in his 2006 managerial debut and previously served as pitching coach for the GCL Red Sox in 2005. This is his 8th straight and 12th overall season in Boston's farm system. He also held positions as pitching coach for the Lowell Spinners (2000-01, 2004), Sarasota Red Sox (1999) and GCL Red Sox (1998).

Dave joined the Red Sox after 3 years as a roving minor league pitching coach for the Atlanta Braves (1995-97) and 7 years as an instructor and coach in the Montreal Expos system (1988-94). He served as pitching coach for Montreal's Single-A West Palm Beach affiliate from 1988-89 and spent the next 4 years as the Expos' pitching instructor in the GCL. In 1994, Dave was the pitching coach for the Expos' Double-A Harrisburg club.

Selected by Cincinnati in the 29th round of the 1967 June draft, the left-hander went 25-12 with 12 saves and a 3.82 ERA in 409 major league outings (1 start) over 13 seasons with Cincinnati (1972-73, 1978-80), San Diego (1974-77), Montreal (1982, 1986), and Pittsburgh (1983, 1985).

Tomlin and his wife, Trudy, reside in Manchester, OH and operate 310 acres at Briteleaffarms where they raise beef cattle, corn, and soybeans.

Glenn (Goose) Gregson, Pitching Coach

- See Page 520



Dick Such, Pitching Coach

OPENING DAY AGE: 69

BORN: October 15, 1944 in Sanford, NC

RESIDES: Sanford, NC

Dick enters his 6th season as a pitching coach in the Red Sox farm system and his 2nd for the GCL Red Sox after serving in the same capacity with Greenville (2011-12) and Salem (2009-10). Last year, Drive hurlers were 3rd in the league in strikeouts (1,131) and issued the 3rd-fewest walks (364). In 2009, he led Salem to a league-best 1,113 strikeouts and a 3.80 ERA, 3rd in the circuit. He previously served as a pitching coach in the independent Atlantic League for 3 seasons including 2 years with the Camden Riversharks from 2007-08.

The North Carolina native worked as a pitching coach for the Minnesota Twins for 17 years from 1985-2001, helping the club to 2 World Series championships in 1987 and 1991, and for the Texas Rangers from 1983-85.

As a right-handed pitcher, he made 21 appearances for manager Ted Williams and the Washington Senators in 1970, his only season at the major league level.

Dick resides in Sanford, NC with his wife, Pamela Geisinger Such.



Raul Gonzalez, Hitting Coach

OPENING DAY AGE: 40

BORN: December 27, 1973

RESIDES: Carolina, PR/San Diego, CA

Gonzalez enters his 2nd season with the Gulf Coast League Red Sox after making his coaching debut with the club in 2013. He previously served as a player mentor for the Detroit Tigers organization from 2011-12.

Selected by Kansas City in the June 1990 June draft, he made his major league debut on 5/25/00 with the Cubs. An outfielder, he also played at the major league level with the Reds (2001-02), Mets (2002-03), and Indians (2004). In his 20-season minor league career, he was selected as International League MVP (2002) and was named to 6 different All-Star teams.

Raul spends his offseason in Carolina, PR and San Diego, CA with his wife, Megan, and daughter, Hailey.

Mauricio Elizondo, Athletic Trainer

- See Page 521

Gulf Coast League, Continued

2013 Gulf Coast League Red Sox Season in Review

Record: 35-25, 1st, 5.0 GA (South Division)

In his managerial debut with the Gulf Coast Red Sox, Darren Fenster led the club to a 1st-place finish in the league's South Division at 35-25. The Red Sox defeated the GCL Yankees in the 1st round of the Gulf Coast League playoffs before being swept by the GCL Nationals in the 2nd round best-of-3 finals.

The GCL Red Sox hurlers ranked 2nd in the Red Sox system with a 3.04 ERA, 4th in the league, and ranked 2nd in saves with 19. The team allowed the 2nd-fewest runs (209) in the league and 3rd-fewest earned runs (169). The club was 2nd in the league with 112 doubles and hit .235 as a team.

OF Bryan Hudson ranked 3rd among Sox organizational batting leaders, hitting .304 (41-for-135) and was tied for 3rd in the GCL with a .406 on-base percentage. He led the team with 23 walks and was 3rd in total bases (47) and RBI (15). **LHP Randy Perez** ranked 2nd among Red Sox minor leaguers with a 2.39 ERA (13 ER/49.0IP), 8th in the GCL. He led the club in innings pitched (49.0) and starts (T-1st, 7) and ranked 2nd in strikeouts (38). Perez ranked 2nd among league leaders with a .184 opponent batting average.

2013 Batting and Pitching Statistics

PLAYER	AVG	G	AB	R	H	2B	3B	HR	RBI	SH	SF	HP	BB	SO	SB	CS	E
Austin, Jordan	.198	40	116	15	23	7	1	0	6	0	1	1	21	55	12	0	1
Bethae, Danny	.140	14	43	1	6	2	0	0	6	0	2	0	6	3	0	0	3
Bishop, Beau	.000	2	5	0	0	0	0	0	0	0	0	0	0	2	0	0	0
Brentz, Bryce	.235	6	17	3	4	2	0	2	8	0	0	1	1	4	0	0	0
Colorado, Jose	.188	15	48	4	9	2	0	0	4	2	1	1	3	12	4	1	0
Conklin, Iseha	.195	36	77	10	15	2	1	0	5	2	1	3	11	23	3	1	0
Coste, Carlos	.194	18	36	2	7	3	0	0	5	0	0	2	1	8	1	1	1
Coyle, Sean	.150	6	20	3	3	0	0	1	3	0	0	1	3	6	1	1	1
Davies, Jake	.216	43	125	12	27	6	0	1	11	1	1	0	7	30	2	1	2
Denney, Jon	.203	26	74	9	15	3	0	0	2	1	0	3	18	29	2	0	2
Dubon, Mauricio	.245	20	53	8	13	3	0	0	4	1	0	3	1	12	6	2	6
Flores, Raymel	.185	49	135	15	25	5	4	0	13	1	3	4	22	41	9	6	7
Hamilton, Mark	.304	7	23	2	7	2	0	0	3	0	0	0	4	10	0	0	0
Hudson, Bryan	.304	43	135	18	41	6	0	0	15	2	1	1	23	39	6	1	0
King, Aaron	.269	7	26	2	7	0	2	0	3	0	0	0	4	7	0	0	2
Longhi, Nick	.178	16	45	4	8	5	0	1	4	1	0	1	3	12	1	0	1
Lopez, Deiner	.284	25	88	11	25	4	4	0	7	1	0	4	4	20	8	5	2
Loya, Jesus	.296	8	27	3	8	3	1	0	4	1	0	1	1	4	2	0	0
Meyers, Mike	.256	26	86	10	22	6	0	0	6	4	1	0	8	24	3	3	0
Minnich, Nathan	.267	21	60	5	16	10	1	0	7	0	1	4	10	17	0	1	1
Monge, Joseph	.225	39	111	18	25	5	0	0	10	1	0	3	9	31	7	6	0
Oliveras, Rafael	.000	4	6	0	0	0	0	0	0	0	0	0	2	1	0	0	0
Peralta, Aneudis	.288	44	153	20	44	12	0	0	20	0	2	2	11	22	1	2	10
Rijo, Wendell	.271	49	170	28	46	15	0	0	20	2	3	6	22	29	15	5	5
Suarez, Alixon	.211	31	109	11	23	6	0	0	13	0	2	2	5	1	1	0	3
Vitek, Kolbrin	.286	3	7	0	2	1	0	0	0	0	0	0	0	3	0	0	0
Witte, Jantzen	.244	13	41	2	10	2	1	0	7	0	0	0	6	9	1	0	0
Totals	.235	60	1836	216	431	112	15	5	186	20	19	43	206	475	85	36	54

PITCHER	W-L	ERA	G	GS	CG	SHO	SV	IP	H	R	ER	HR	HB	BB	SO	WP	BK
Aceves, Alfredo	0-0	0.00	2	0	0	0	0	2.1	0	0	0	0	0	1	1	0	0
Ball, Trey	0-1	6.43	5	5	0	0	0	7.0	10	7	5	1	0	6	5	1	0
Bard, Daniel	0-0	10.80	2	0	0	0	0	1.2	1	2	2	0	0	6	1	2	0
Drehoff, Jake	0-2	1.80	5	5	0	0	0	10.0	9	2	2	0	0	0	6	0	0
Ethington, Willie	3-4	2.90	9	7	0	0	0	31.0	31	18	10	0	1	8	29	5	0
Garcia, Edwar	4-1	3.65	15	3	0	0	0	44.1	32	19	18	1	4	25	41	4	0
Goetze, Pat	1-1	3.00	4	1	0	0	0	6.0	3	2	2	0	1	1	4	0	0
Good, Zachary	1-0	10.50	5	0	0	0	0	6.0	7	8	7	0	2	7	7	3	0
Gunkel, Joe	0-0	0.00	1	0	0	0	0	1.0	0	0	0	0	0	0	1	0	0
Heras, Kevin	2-0	3.29	11	6	0	0	0	41.0	42	18	15	1	7	8	24	1	0
Jimenez, Ellis	2-1	0.40	18	0	0	0	7	22.1	19	5	1	1	0	0	17	0	1
Johnson, Brian	0-0	0.00	2	2	0	0	0	5.0	1	0	0	0	0	2	7	0	0
Light, Pat	0-0	0.00	3	3	0	0	0	6.0	4	0	0	0	0	2	3	0	0
Martinez, Enfember	1-0	3.08	13	1	0	0	0	26.1	19	9	9	1	1	10	15	1	0
McGrath, Daniel	0-1	1.35	4	4	0	0	0	20.0	8	3	3	2	0	6	30	0	0
Ortega, Luis	3-3	2.45	12	1	0	0	0	36.2	38	16	10	2	1	15	26	0	2
Perdomo, Christian	2-1	5.79	7	1	0	0	0	18.2	16	12	12	0	1	11	13	3	2
Perez, Oscar	2-2	2.67	16	0	0	0	8	27.0	21	15	8	0	2	9	15	2	1
Perez, Randy	3-2	2.39	12	7	0	0	0	49.0	32	14	13	1	5	18	38	2	0
Pinales, Carlos	2-0	0.00	3	0	0	0	0	5.2	4	0	0	0	1	1	7	0	0
Romero, Dioscar	3-1	3.93	11	4	0	0	0	34.1	32	19	15	0	3	28	22	5	0
Smith, Myles	0-0	0.00	4	4	0	0	0	8.0	1	0	0	0	1	0	9	1	0
Smorol, Rob	1-0	3.78	13	0	0	0	2	16.2	12	7	7	0	0	7	14	1	0
Speier, Gabe	0-0	2.25	3	2	0	0	0	4.0	5	1	1	0	0	1	6	0	0
Taveras, German	3-2	2.75	16	0	0	0	1	36.0	30	13	11	0	2	9	30	6	0
Trader, K.J.	0-2	10.57	9	1	0	0	0	7.2	9	9	9	1	0	15	4	1	0
Williams, Jalen	0-0	1.80	3	3	0	0	0	5.0	4	1	1	0	0	4	0	0	0
Williams, Stephen	2-1	3.38	15	0	0	0	1	18.2	16	8	7	0	1	14	16	3	1
Younginger, Madison	0-0	3.00	2	0	0	0	0	3.0	3	1	1	0	0	0	2	0	0
Totals	35-25	3.04	60	60	0	6	19	500.1	409	209	169	11	33	210	397	41	7



DOMINICAN SUMMER LEAGUE RED SOX

Dominican Summer League - Rookie
carr. Mella KM 23.5, El Toro, DR

Director, Dominican Academy	Jesus Alou
Assistant Director, Dominican Academy	Javier Hernandez
Manager	Jose Zapata
Bench Coach	Junior Zamora
Pitching Coach	Amaury Telemaco/Oscar Lira
Coaching Assistant.....	Claudio Sanchez
Hitting Coach	Wilton Veras
Coach.....	Aly Gonzaez
Strength and Conditioning Coach	Antonio Diaz
Trainer.....	Guillermo Hinojosa
Telephone.....	(809) 450-5400



Jesus Alou, Director, Dominican Academy

Jesus enters his 13th season as the Director of Boston's Dominican Academy having served in that role since 2002. He has been involved in baseball as a player, coach and scout for over 50 years.

Originally signed by San Francisco as a pitcher in 1958, Alou converted to outfield the following year and played 15 seasons in the majors with the Giants (1963-68), Astros (1969-73, 78-79), Athletics (1973-74), and Mets (1975). He played with his brothers, Felipe and Matty, on the Giants from 1963-65 and on 9/15/63, they became the only 3 siblings ever to play the outfield together in a big league game. He won 2 world championships with the A's in 1973 and 1974. In his final 2 seasons with the Astros, he

served as a player/coach.



Jose Zapata, Manager

OPENING DAY AGE: 43

BORN: September 15, 1970 in San Pedro de Macoris, DR

RESIDES: San Pedro de Macoris, DR

MINOR LEAGUE MANAGERIAL RECORD: 389-361 (.518)

Jose begins his 8th season as both the Red Sox Latin American Field Coordinator and manager of the Dominican Summer League affiliate after guiding the club to a 46-21 record in 2013. He was selected as manager of the American League DSL All-Star Team in 2009 and led the DSL Red Sox to a 44-25 mark that summer, breaking the club

record for wins in a season for the 2nd straight year (43 wins in 2008). He skipped the Marlins' DSL club from 2003-06.

Zapata played professionally in the Expos minor league system from 1991-93. He served as the hitting coach for the Dominican Summer League Expos from 1994-2000 and for Short-A Vermont in 2001. He coached the Marlins' Short-A Jamestown affiliate and worked as an infield instructor in the DSL in 2002.

Career Managerial Record

YEAR	CLUB	LEAGUE	W	L	PCT.	DIV.	PLAYOFFS
2003	Marlins	Dominican Summer	18	48	.273	(5th)	
2004	Marlins	Dominican Summer	29	36	.446	(3rd)	
2005	Marlins	Dominican Summer	27	31	.467	(3rd)	
2006	Marlins	Dominican Summer	28	42	.400	(3rd)	
2007	Red Sox	Dominican Summer	38	31	.551	(4th)	
2008	Red Sox	Dominican Summer	43	27	.614	(3rd)	
2009	Red Sox	Dominican Summer	44	25	.638	(3rd)	
2010	Red Sox	Dominican Summer	37	35	.514	(6th)	
2011	Red Sox	Dominican Summer	38	22	.527	(4th)	
2012	Red Sox	Dominican Summer	41	29	.586	(4th)	
2013	Red Sox	Dominican Summer	46	24	.657	(1st)	
Career Totals (11 years)			389	361	.518		

Dominican S.L.
Red Sox

Dominican Summer League Red Sox, Continued



Junior Zamora, Bench Coach

OPENING DAY AGE: 37

BORN: May 3, 1976 in San Pedro de Macoris, DR

RESIDES: San Pedro de Macoris, DR

Junior returns for a 7th season as bench coach for the DSL Red Sox after making his professional coaching debut in that capacity in 2008 following a 13-year minor league career in the Mets, Angels, and Astros systems.

The former 3rd baseman signed with the Mets as a non-drafted free agent on 9/30/93 and advanced as high as Triple-A, appearing in 6 games for the Angels' Salt Lake affiliate in 2001. He spent his last professional season with the New Haven County Cutters of the independent Can-Am League in 2007 and posted a .255 (794-for-3,111) lifetime average with 87 homers and 445 RBI.



Amaury Telemaco, Pitching Coach

OPENING DAY AGE: 40

BORN: January 19, 1974 in Higuey, DR

RESIDES: La Romana, DR

A 9-year major league veteran, Amaury returns as pitching coach with the Dominican Summer League Red Sox in 2014 after serving in the same capacity since 2010 and helped lead the team to a 3.04 ERA in 2013, the 2nd best ERA in the Red Sox system.

The right-hander compiled a 23-35 record and a 4.94 ERA in 64 major league outings (36 starts) with the Cubs (1996-98), Diamondbacks (1998-99), and the Phillies (1999-01, 2003-05). He also pitched in the Korean Baseball Organization. He originally signed with Chicago as an international free agent in 1991.



Oscar Lira, Pitching Coach

OPENING DAY AGE: 31

BORN: July 17, 1982 in Caracas, VZ

RESIDES: Caracas, VZ

Oscar enters his 3rd season as pitching coach for the Dominican Summer League Red Sox after serving as the club's assistant pitching coach in 2011. He helped lead club hurlers to a 3.04 ERA in 2013.

Oscar was signed by the Montreal Expos in 2001 and compiled an 8-19 record with a 4.62 ERA in 97 career minor league games (28 starts) over 6 seasons in the Montreal/Washington organization from 2001-06. He also pitched professionally in Italy, Venezuela, and Curacao.



Wilton Veras, Hitting Coach

OPENING DAY AGE: 37

BORN: January 19, 1977

RESIDES: San Pedro de Macoris, DR

Veras enters his 3rd season with the Dominican Summer League Red Sox after making his coaching debut with the Sox in 2012.

A 3rd baseman, he signed with Boston as an international free agent in 1995 and played parts of 2 major league seasons for the Red Sox from 1999-2000. Following a 9-year career in affiliated baseball, he also played in independent leagues (2004, 2006-07), as well as in Mexico (2004, 2008), and Taiwan (2008-10).



Aly Gonzalez, Coach

OPENING DAY AGE: 23

BORN: February 9, 1991

RESIDES: Barquisimeto, VZ

Gonzalez enters his 2nd season as a Dominican Summer League coach after serving as a player/coach for the DSL Red Sox in 2012.

He played 3 season with Boston's DSL club from 2009-11, appearing at catcher, 1st base, 3rd base, and in the outfield.

Dominican Summer League Red Sox, Continued



Antonio Diaz, Strength and Conditioning Coach

Antonio enters his 19th consecutive season in the Red Sox organization, his 7th as strength and conditioning coach for the club's Dominican Summer League affiliate. He served the previous 12 years as athletic trainer for all Red Sox Dominican Summer and assorted Winter League clubs.

The Dominican resident annually attends Spring Training to assist with the medical needs for the Red Sox Latin program.



Guillermo Hinojosa, Athletic Trainer

Guillermo returns for his 5th season as athletic trainer for the Red Sox DSL squad. He served as an athletic trainer with Caracas Leones of the Venezuelan Baseball League from 2008-09 and has worked with national amateur teams in Venezuela since 2000.

Born in Los Teques, Venezuela, Hinojosa attended Instituto Pedagogico de Caracas with a specialization in physical education and sport.

Javier Hernandez, Assistant Director, Dominican Academy



2013 Dominican Summer League Red Sox Season in Review

Record: 46-24, 1st, 5.0 GA (Boca Chica North Division)

The DSL Red Sox went 46-24, the club's 7th straight winning season since Jose Zapata took the helm.

LHP Dedgar Jimenez was 4-3 with a 1.50 ERA (10 ER/60.0 IP) in 13 starts for the DSL Red Sox, ranking among league leaders in ERA (8th). He held opponents to one earned run or fewer in 11 of his 13 starts and led the team in starts (tied) and strikeouts (55).

3B Victor Acosta hit .256 (60-for-234) with 11 doubles, 8 home runs, 39 RBI, and 25 walks in 63 games for the DSL Red Sox. He was tied for 3rd among DSL leaders in homers and was selected as a Dominican Summer League All-Star. He paced the club in average, RBI, home runs, and total bases (97).

Dominican Summer League Red Sox, Continued

2013 Batting and Pitching Statistics

PLAYER	AVG	G	AB	R	H	2B	3B	HR	RBI	SH	SF	HP	BB	SO	SB	CS	E
Acosta, Victor	.256	63	234	26	60	11	1	8	39	0	2	3	25	23	9	2	18
Amaya, Anthony	.192	9	26	2	5	1	0	0	2	0	0	1	3	6	3	0	0
Andujar, Ricardo	.202	40	114	14	23	5	0	0	14	4	1	2	19	21	6	4	11
Bartolomeo, Oscar	.117	25	60	12	7	1	1	0	4	1	0	0	9	18	3	2	0
Basabe, Luis Alejandro	.192	58	156	25	30	5	4	1	14	2	5	2	33	48	9	2	9
Basabe, Luis Alexander	.225	60	209	49	47	13	2	1	19	3	1	6	49	58	18	5	2
Benoit, Luis	.216	15	37	0	8	2	0	0	2	0	0	1	2	12	0	2	6
Carrizalez, Gerardo	.098	14	41	7	4	0	0	0	1	1	0	1	5	9	1	0	2
Guerra, Javier	.248	60	210	27	52	9	0	0	23	6	1	3	33	40	7	4	14
Guzman, Franklin	.254	64	240	34	61	8	5	2	31	0	3	4	22	44	11	5	3
Hernandez, Juan	.247	32	97	8	24	1	0	0	4	1	0	1	9	11	8	2	2
Lamedo, Raiwinson	.220	56	200	27	44	10	3	0	19	2	2	3	15	35	8	5	0
Lucena, Isaias	.216	30	88	12	19	4	1	0	13	1	1	2	18	16	3	1	1
Nunez, Jhon	.240	60	200	32	48	6	3	0	16	2	2	3	26	23	16	8	6
Oliveras, Rafael	.000	3	5	0	0	0	0	0	0	0	0	0	0	3	0	0	0
Pena, Darwin	.236	59	225	22	53	5	4	2	28	0	1	1	21	42	2	1	4
Urena, Pablo	.244	29	82	11	20	5	0	1	8	1	3	7	4	19	2	1	0
Yovera, Luis	.103	15	39	1	4	1	0	0	0	0	0	1	4	12	1	2	1
Totals	.225	70	2263	309	509	87	24	15	237	24	22	41	297	440	107	46	86

PITCHER	W-L	ERA	G	GS	CG	SHO	SV	IP	H	R	ER	HR	HB	BB	SO	WP	BK
Almonte, Jose	3-3	2.50	12	12	0	0	0	50.1	38	21	14	1	5	22	43	9	2
Caceres, Carlos	2-0	4.33	12	0	0	0	1	27.0	22	14	13	1	3	11	19	3	0
El Halaby, Samir	4-0	0.61	14	1	0	0	0	29.1	18	8	2	0	0	3	17	2	0
Espitia, Jose	0-0	0.00	3	0	0	0	0	4.1	1	1	0	0	3	6	4	1	0
Florian, Wildyn	0-0	2.70	4	0	0	0	0	3.1	2	1	1	0	1	1	1	1	0
Garcia, Carlos	4-3	2.63	14	13	0	0	0	61.2	35	21	18	3	9	23	51	8	0
Garcia, Edwar	1-0	5.14	2	0	0	0	0	7.0	6	4	4	1	0	2	7	0	0
Gonzalez, Daniel	2-1	0.97	14	2	0	0	3	46.1	24	8	5	0	3	3	42	4	0
Gonzalez, William	0-0	7.71	2	0	0	0	0	2.1	2	3	2	1	0	3	3	0	0
Jimenez, Dedgar	4-3	1.50	13	13	0	0	0	60.0	45	18	10	1	1	9	55	6	0
Machuca, Ender	1-0	6.57	11	0	0	0	0	12.1	14	13	9	2	2	6	7	4	0
Martinez, Algenis	7-1	1.28	21	0	0	0	2	42.1	24	6	6	1	7	12	25	1	0
Martinez, Enfember	1-0	3.21	6	0	0	0	0	14.0	14	5	5	0	1	3	8	2	0
Mendoza, Ritz	1-2	3.60	12	0	0	0	0	25.0	18	14	10	1	4	17	17	6	1
Pacheco, Edinixon	1-1	4.09	8	0	0	0	1	11.0	11	7	5	0	2	4	7	3	0
Pimentel, Yankory	5-4	2.62	14	14	0	0	0	68.2	59	24	20	2	2	12	40	3	0
Ramirez, Victor	2-2	0.91	22	0	0	0	15	29.2	19	3	3	0	1	6	31	0	0
Ramos, Luis	5-3	2.04	12	12	0	0	0	57.1	43	18	13	0	1	4	38	1	0
Rodriguez, Javier	2-0	1.72	12	3	0	0	0	36.2	29	7	7	1	3	18	18	1	0
Torrealba, Jervis	1-1	1.39	13	0	0	0	3	32.1	23	6	5	0	0	10	28	3	0
Totals	46-24	2.20	70	70	0	10	25	621.0	447	202	152	15	48	175	461	58	3

2014 Minor League Players

ACOSTA, Victor Jesus

2B/3B

HT: 5'11"; **WT:** 160; **BATS:** Right; **THROWS:** Right; **BORN:** 6/2/1996 in Maturin, VZ; **RESIDES:** Maturin, VZ; **SIGNED BY:** Fernando Veraciaro; **ACQUIRED:** Signed by the Red Sox as an international free agent, 10/17/2012.

2013: Named the Red Sox Latin Program Player of the Year after hitting .256 (60-for-234) with 11 doubles, 8 home runs, 39 RBI, and 25 walks in 63 games for the Dominican Summer League Red Sox...Tied for 3rd among DSL leaders in homers and was selected as a DSL All-Star...Paced the club in AVG, RBI, home runs, and total bases (97)...Appeared at 3B (47 G) and 2B (6 G), combining for a .913 fielding percentage (18 E/206 TC).

YEAR	CLUB	AVG	G	AB	R	H	2B	3B	HR	RBI	SH	SF	HP	BB	SO	SB	CS	E
2013	DSL Red Sox	.256	63	234	26	60	11	1	8	39	0	2	3	25	23	9	2	18

ADAMS, Michael Beau (Mike)

LHP

HT: 6'3"; **WT:** 215; **BATS:** Left; **THROWS:** Left; **BORN:** 10/4/1990 in Tampa, FL; **RESIDES:** Weeki Wachee, FL; **SIGNED BY:** Tom Kotchman; **ACQUIRED:** Red Sox 7th pick (7th round, 203rd overall) in the 2013 June Draft.

2013: Made his pro debut with Short-A Lowell, appearing in 8 games (13.2 IP)...**PERSONAL:** Named a Division II All-American at the University of Tampa in 2013 after posting a 2.10 ERA with 77 SO in 64.1 innings as a junior.

YEAR	CLUB	W-L	ERA	G	GS	CG	SHO	SV	IP	H	R	ER	HR	HB	BB	SO	WP	BK
2013	Lowell	0-1	5.27	8	0	0	0	1	13.2	18	9	8	1	1	0	12	1	0

ALCANTARA, Mario Julio

RHP

HT: 6'2"; **WT:** 170; **BATS:** Right; **THROWS:** Right; **BORN:** 12/27/1992 in Santo Domingo, DR; **RESIDES:** Bajos De Haina, DR; **SIGNED BY:** Manny Nanita; **ACQUIRED:** Signed by the Red Sox as an international free agent, 7/2/2009.

2013: Spent the season at Short-A Lowell, where he tied for the club lead in wins (5) and finished 5th on the club in SO (46)...Allowed 2 earned runs or fewer in 10 of 14 games...Struck out a season-high 8 over 5.1 innings of 1-run ball on 8/19 vs. Connecticut...**2012:** Paced the Gulf Coast League Red Sox and tied for the league lead with 12 starts in his return to the GCL...Also finished among club leaders in wins (T-4th, 3), appearances (T-3rd, 13), innings (2nd, 43.2), and strikeouts (3rd, 38)...Made 1st career relief appearance on 7/10 at the GCL Twins...Fanned a season-high 7 batters in 3.0 innings on 7/16 vs. the GCL Rays...Allowed 2 runs in 14.2 innings (1.27 ERA) over his final 4 starts of the season from 8/8-25...**2011:** Held opponents to a .238 clip (44-for-185), the 3rd-lowest mark in the GCL among qualifying starters...Tied for the GCL Red Sox lead with 11 starts and ranked 2nd with 51.2 innings...Held right-handed batters to a .172 AVG (16-for-93)...Allowed 1 earned run (4 R) in 14.0 innings over 3 starts from 6/28-7/9...**2010:** Made his pro debut with the DSL Red Sox...Tied for the club lead with 14 starts...His only win came in his longest outing of the season, with 6.0 frames in a combined 6-0 shutout over the DSL Mets2 on 6/24.

YEAR	CLUB	W-L	ERA	G	GS	CG	SHO	SV	IP	H	R	ER	HR	HB	BB	SO	WP	BK
2010	DSL Red Sox	1-7	4.55	14	14	0	0	0	55.1	62	39	28	0	9	21	30	10	0
2011	GCL Red Sox	2-6	4.18	11	11	0	0	0	51.2	44	31	24	2	9	20	24	9	0
2012	GCL Red Sox	3-2	5.15	13	12	0	0	0	43.2	44	27	25	4	8	35	38	5	0
2013	Lowell	5-5	4.17	14	9	0	0	0	58.1	61	42	27	2	9	29	46	6	1
Minor Lg. Totals		11-20	4.48	52	46	0	0	0	209.0	211	139	104	8	35	105	138	30	1

ALLDAY, Forrest E.

OF

HT: 5'11"; **WT:** 190; **BATS:** Left; **THROWS:** Left; **BORN:** 4/24/1991 in Galveston, TX; **RESIDES:** Friendswood, TX; **SIGNED BY:** Chris Mears; **ACQUIRED:** Red Sox 8th pick (8th round, 233rd overall) in the 2013 June Draft.

2013: Debuted with Short-A Lowell, posting a team-high .418 OBP (min. 10 AB) in 38 games...Reached base safely in his 1st 12 games of the season, going 12-for-37 (.324) with 12 walks and a HBP (.500 OBP)...**PERSONAL:** As a senior at the University of Central Arkansas in 2013, led the Bears in AVG (.365), OBP (.503), SLG (.472), runs (59), hits (85), total bases (110), and walks (53).

YEAR	CLUB	AVG	G	AB	R	H	2B	3B	HR	RBI	SH	SF	HP	BB	SO	SB	CS	E
2013	Lowell	.267	38	135	23	36	5	1	0	11	0	0	8	27	27	8	3	3

ALMONTE, Jose Ramon

RHP

HT: 6'2"; **WT:** 182; **BATS:** Right; **THROWS:** Right; **BORN:** 9/8/1995 in Santo Domingo, DR; **RESIDES:** Santo Domingo, DR; **SIGNED BY:** Manny Nanita; **ACQUIRED:** Signed by the Red Sox as an international free agent, 7/2/2012.

2013: Made his pro debut with the Dominican Summer League Red Sox, posting a 2.50 ERA (14 ER/50.1 IP) in 12 starts...Limited right-handed hitters to a .181 AVG (23-for-127)...Surrendered just 4 runs (2 ER) over his 1st 18.0 innings from 6/3-26 (1.00 ERA).

YEAR	CLUB	W-L	ERA	G	GS	CG	SHO	SV	IP	H	R	ER	HR	HB	BB	SO	WP	BK
2013	DSL Red Sox	3-3	2.50	12	12	0	0	0	50.1	38	21	14	1	5	22	43	9	2

ARO, Jonathan Arturo

RHP

HT: 6'0"; **WT:** 172; **BATS:** Right; **THROWS:** Right; **BORN:** 10/10/1990 in La Vega, DR; **RESIDES:** La Vega, DR; **SIGNED BY:** Victor Torres; **ACQUIRED:** Signed by the Red Sox as an international free agent, 6/6/2011.

2013: Posted the 2nd-lowest ERA on Short-A Lowell with a 2.14 mark (min. 50 IP)...Limited opponents to 2 earned runs

Minor League Players, Continued

or fewer in all 15 appearances...In only start of the season, 7/2 vs. Connecticut, did not allow an earned run (1 R) over 5.2 innings...**2012:** Spent the season with the Gulf Coast League Red Sox, ranking among team leaders in wins (T-4th, 3), starts (T-4th, 4), and SO (T-4th, 34)...Tallied at least 1 strikeout in each game...Surrendered 4 runs over 4 games in August (14.1 IP, 2.51 ERA), going 2-1 in the month...Allowed 2 hits over 5.0 shutout innings in his final outing of the season on 8/23 vs. the GCL Rays...**2011:** Made debut in the Dominican Summer League...Tallied a 0.96 WHIP, 2nd among DSL Sox qualifiers...Had 9.5 times more strikeouts than walks (38 SO, 4 BB)...Posted a 1.82 ERA (6 ER/29.2 IP) over last 5 starts from 7/21, all at least 5.0 innings.

YEAR	CLUB	W-L	ERA	G	GS	CG	SHO	SV	IP	H	R	ER	HR	HB	BB	SO	WP	BK
2011	DSL Red Sox	2-2	3.06	9	6	0	0	0	47.0	41	22	16	1	6	4	38	2	0
2012	GCL Red Sox	3-4	4.66	11	4	0	0	0	38.2	45	21	20	4	0	9	34	5	0
2013	Lowell	5-3	2.14	15	1	0	0	3	54.2	44	17	13	2	2	12	49	1	0
Minor Lg. Totals		10-9	3.14	35	11	0	0	3	140.1	130	60	49	7	8	25	121	8	0

ASUAJE, Carlos A.

INF

HT: 5'9"; **WT:** 170; **BATS:** Left; **THROWS:** Right; **BORN:** 11/2/1991 in Barquisimeto, VZ; **RESIDES:** Weston, FL; **SIGNED BY:** Willie Romay; **ACQUIRED:** Red Sox 11th pick (11th round, 323rd overall) in the 2013 June Draft.

2013: In 52 games for Short-A Lowell, posted a .366 OBP...Ranked among club leaders in hits (4th, 46), doubles (2nd, 12), RBI (T-3rd, 20), and walks (T-3rd, 27)...Reached base safely in 20 consecutive games from 8/15 to the end of the season, hitting .325 (25-for-77, 7 2B, 10 RBI, 9 BB) in that time.

YEAR	CLUB	AVG	G	AB	R	H	2B	3B	HR	RBI	SH	SF	HP	BB	SO	SB	CS	E
2013	Lowell	.269	52	171	19	46	12	1	1	20	2	3	1	27	33	4	3	7

AUGLIERA, Michael (Mike)

RHP

HT: 6'0"; **WT:** 200; **BATS:** Right; **THROWS:** Right; **BORN:** 6/8/1990 in Old Bridge, NJ; **RESIDES:** Old Bridge, NJ; **SIGNED BY:** Ray Fagnant; **ACQUIRED:** Red Sox 7th pick (5th round, 181st overall) in the 2012 June Draft.

2013: Made 26 starts for High-A Salem, leading the club in wins (9) and innings (140.1)...Tossed the 5th-most innings in the Carolina League...Had 3 scoreless outings of 7.0 innings or more and a 2.53 ERA (9 ER/32.0 IP) from 7/1-8/5, earning CL Pitcher of the Week 3 times in that stretch (7/1-8, 7/22-29, 7/29-8/5)...Posted a 3.84 ERA (30 ER/70.1 IP) over the 2nd half of the season...Won his only postseason start, tossing 6.2 shutout frames with 7 SO and 1 walk in Game 2 of the Mills Cup Finals at Potomac...**2012:** Made his pro debut at Short-A Lowell, leading the Spinners with 14 starts...Posted a 0.99 ERA (3 ER/27.1 IP) with 30 strikeouts and just 2 walks over his final 9 appearances (8 GS) of the season from 7/24-9/4...Fanned a season-high 7 batters in 3.0 innings on 8/3 at Jamestown...**PERSONAL:** Tallied 6 wins, a 3.16 ERA (29 ER/82.2 IP) and led the America East Conference with 83 strikeouts compared to just 7 walks in 13 starts, including 7 complete games, as a senior at Binghamton University in 2012...Was an all-conference selection on 3 occasions...Set school records with 23 wins, 298.1 innings, 50 starts, and 13 complete games in his collegiate career.

YEAR	CLUB	W-L	ERA	G	GS	CG	SHO	SV	IP	H	R	ER	HR	HB	BB	SO	WP	BK
2012	Lowell	1-3	4.42	15	14	0	0	0	38.2	42	21	19	2	2	3	43	2	0
2013	Salem	9-6	4.23	26	26	1	0	0	140.1	146	74	66	10	3	38	76	6	1
Minor Lg. Totals		10-9	4.27	41	40	1	0	0	179.0	188	95	85	12	5	41	119	8	1

AUSTIN, Jordon William

OF

HT: 5'10"; **WT:** 195; **BATS:** Right; **THROWS:** Right; **BORN:** 3/14/1995 in Ocala, FL; **RESIDES:** Ocala, FL; **SIGNED BY:** Tom Kotchman; **ACQUIRED:** Red Sox 6th pick (6th round, 173rd overall) in the 2013 June Draft.

2013: Debuted as a pro with the Gulf Coast League Red Sox...Played 40 games, ranking among club leaders in doubles (2nd, 7) and walks (3rd, 21)...Recorded 3 OF assists and a .980 fielding percentage (1 E/50 TC)...**PERSONAL:** Selected to Rawlings' Florida Region All High School Senior 1st Team out of Forest (FL) High School in 2013...Named MVP of the Florida Athletic Coaches Association All Star Baseball Classic.

YEAR	CLUB	AVG	G	AB	R	H	2B	3B	HR	RBI	SH	SF	HP	BB	SO	SB	CS	E
2013	GCL Red Sox	.198	40	116	15	23	7	1	0	6	0	1	1	21	55	12	0	1

BALCOM-MILLER, Christopher James (Chris)

RHP

HT: 6'2"; **WT:** 210; **BATS:** Right; **THROWS:** Right; **BORN:** 3/3/1989 in San Jose, CA; **RESIDES:** San Jose, CA; **SIGNED BY:** Gary Wilson (Rockies); **ACQUIRED:** From the Colorado Rockies for RHP Manny Delcarmen and cash considerations, 8/31/10.

2013: Combined for a 3.42 ERA (10 ER/26.1 IP) with High-A Salem and Double-A Portland while pitching exclusively in relief for the 1st time in his career...Started the season on the DL from 4/4-5/9...Surrendered just 1 earned run in 6.2 innings (1.35 ERA) with Salem from 5/10-21...Promoted to Portland on 5/29, appearing in 9 games before a season-ending DL stint beginning 7/16...**2012:** Returned to Portland, splitting the season between starter and reliever...Missed time with a pair of DL stints...Went 1-1 with a 3.62 ERA (13 ER/32.1 IP) in 14 relief appearances from 6/19 to the end of the season...Posted a 2.08 ERA (5 ER/21.2 IP) in 7 outings in July...**2011:** Went 6-7 with a 4.08 ERA (53 ER/117.0 IP) while recording 112 SO and 43 walks between Salem and Portland...Won his 1st 3 starts of the season, allowing 1 run over 15.0 innings with Salem from 4/12-22...Missed time on the DL from 4/29-5/14...Took a complete-game loss at New Britain (6.0 IP) in his Double-A debut on 5/31...Returned to the DL on 8/23 and missed the rest of the season...**2010:** Pitched most of the season for the Rockies' Single-A Asheville before an 8/31 trade to Boston...Won his only regular-season start for Single-A Greenville, 9/4

Minor League Players, Continued

vs. Hickory...Combined to go 7-7 with a 3.30 ERA (42 ER/114.2 IP) in 20 regular-season starts in the South Atlantic League and 1-0 with a 3.00 ERA (3 ER/9.0 IP) in 2 playoff starts...Finished 5th in the league in ERA and led qualifying SAL starters in SO per 9.0 IP (9.42)...Ranked among that group in WHIP (2nd, 0.96), base runners per 9.0 IP (2nd, 9.65), unintentional walks per 9.0 IP (2nd, 1.49), and opponent AVG (3rd, .215)...Named SAL Pitcher of the Week for 6/28-7/6 (1-0, 0.69 ERA, 1 ER, 13.0 IP in 2 GS)...Matched career high with 11 SO on 8/23 vs. Savannah...Rated by *Baseball America's* Best Tools survey as having the best control in the Red Sox system...**2009:** Spent his 1st pro season with COL's Rookie-level Casper and was named Pioneer League Pitcher of the Year, going 4-0 with a team-best 1.58 ERA (10 ER/57.0 IP)...Earned PL Pitcher of the Week honors on 3 occasions...Did not allow a run in any of his 1st 3 outings (12.0 IP)...Rated as the No. 9 prospect in the Pioneer League by *Baseball America*...**PERSONAL:** Selected by Colorado in the 6th round of the 2009 June Draft out of West Valley (CA) College...Led the Vikings with a 3.02 ERA and was named to the All-Northern California Team in 2009.

YEAR	CLUB	W-L	ERA	G	GS	CG	SHO	SV	IP	H	R	ER	HR	HB	BB	SO	WP	BK
2009	Casper	4-0	1.58	11	11	1	0	0	57.0	37	13	10	3	4	10	60	6	2
2010	Asheville	6-7	3.31	19	19	1	1	0	108.2	86	42	40	3	13	19	117	17	0
	Greenville	1-0	3.00	1	1	0	0	0	6.0	5	2	2	1	0	0	3	1	0
2011	Salem	3-1	2.34	7	7	0	0	0	34.2	24	10	9	2	3	11	37	2	0
	Portland	3-6	4.81	16	16	1	0	0	82.1	103	53	44	4	9	32	75	9	0
2012	Portland	4-5	4.41	26	12	0	0	0	85.2	79	46	42	9	10	49	61	10	0
2013	Salem	0-0	1.35	4	0	0	0	0	6.2	6	2	1	0	0	2	1	2	0
	Portland	0-1	4.12	9	0	0	0	0	19.2	20	9	9	3	0	9	18	2	0
Minor Lg. Totals		21-20	3.53	93	66	3	1	0	400.2	360	177	157	25	39	132	372	49	2

BALL, Ronald Eugene (Trey)

LHP

HT: 6'6"; **WT:** 185; **BATS:** Left; **THROWS:** Left; **BORN:** 6/27/1994 in New Castle, IN; **RESIDES:** New Castle, IN; **SIGNED BY:** John Pyle; **ACQUIRED:** Red Sox 1st pick (1st round, 7th overall) in the 2013 June Draft.

2013: Made 5 starts for the Gulf Coast Red Sox in his pro debut...Following the season, ranked by *Baseball America* as the No. 89 prospect in baseball, as well as the 10th-best prospect in the Red Sox system...**PERSONAL:** Named Gatorade Indiana Baseball Player of the Year after going 6-0 with a 0.76 ERA, 93 strikeouts, and 13 walks, leading New Castle Chrysler High School to a North Central Conference Championship in 2013...Tabbed No. 1 draft eligible left-hander by *Baseball America*...Also hit .329 with 9 home runs and 20 steals as an OF...Selected to participate in the Under Armour All-American Game and in the Perfect Game All-American Classic...Named an Aflac All-American and an Under Armour All-American as a junior in 2012.

YEAR	CLUB	W-L	ERA	G	GS	CG	SHO	SV	IP	H	R	ER	HR	HB	BB	SO	WP	BK
2013	GCL Red Sox	0-1	6.43	5	5	0	0	0	7.0	10	7	5	1	0	6	5	1	0

BARNES, Matthew D. (Matt) - See Page 73

RHP

BETHEA, Daniel Taylor (Danny)

C

HT: 6'1"; **WT:** 210; **BATS:** Right; **THROWS:** Right; **BORN:** 1/31/1990 in La Jolla, CA; **RESIDES:** Carlsbad, CA; **SIGNED BY:** Ray Fagnant; **ACQUIRED:** Red Sox 34th pick (34th round, 1,013th overall) in the 2013 June Draft.

2013: Played 14 games with the Gulf Coast Red Sox before earning a promotion to Short-A Lowell on 7/25...In 31 games with the Spinners, hit .261 (29-for-111), including .368 (14-for-38) against left-handed pitching...Recorded a hit in 10 of 11 games from 7/26-8/6 at .333 (13-for-39, 2 B, 6 RBI)...**PERSONAL:** Hit .276 (53-for-192) with 17 doubles, 1 home run, and 28 RBI in 56 games as a senior at St. John's University in 2013...Named to the Big East All-Tournament Team in 2012.

YEAR	CLUB	AVG	G	AB	R	H	2B	3B	HR	RBI	SH	SF	HP	BB	SO	SB	CS	E
2013	GCL Red Sox	.140	14	43	1	6	2	0	0	6	0	2	0	6	3	0	0	3
	Lowell	.261	31	111	21	29	5	0	1	18	0	2	4	11	28	1	0	0
Minor Lg. Totals		..227	45	154	22	35	7	0	1	24	0	4	4	17	31	1	0	3

BETTS, Markus Lynn (Mookie)

2B

HT: 5'9"; **WT:** 156; **BATS:** Right; **THROWS:** Right; **BORN:** 10/7/1992 in Nashville, TN; **RESIDES:** Brentwood, TN; **SIGNED BY:** Danny Watkins; **ACQUIRED:** Red Sox 8th pick (5th round, 172nd overall) in the 2011 June Draft.

2013: Named Red Sox Offensive Player of the Year and selected to *Baseball America's* Minor League All-Star 2nd Team after hitting .314 (145-for-462) with 36 doubles, 4 triples, 15 home runs, 65 RBI, and 81 walks in 127 games between Single-A Greenville and High-A Salem...Paced all Red Sox minor leaguers in total bases (234), doubles (tied, 36), stolen bases (38), and SLG (.506, min. 250 AB)...Began the season with the Drive and earned a spot as the utility player on the South Atlantic League Mid-Season All-Star team...Named both Red Sox Minor League Hitter and Base Runner of the Month for May, batting .356 with 19 extra-base hits, 23 runs, 8 steals, and 21 walks over 26 games...Matched the longest hit streak of the season in the SAL with a 19-gamer from 5/5-25 (.419, 31-for-74, 8 2B, 6 HR, 9 RBI, 14 BB)...Named SAL Player of the Week for 5/6-13...Promoted to Salem on 7/9, where he batted .341 (63-for-185) in 51 games...Named the Red Sox Minor League Base Stealer of the Month for July after swiping 15 bases in 16 attempts over 20 games between the Drive and Salem...Selected as Carolina League Player of the Week for 8/5-12 and 8/19-26...Named Red Sox Minor League Hitter of the Month for August/September after hitting .404 (46-for-114)...Closed out the regular season with a 30-game on-base streak, the longest in the CL all year (.418, 46-for-110, .496 OBP)...Reached safely in 10 of 20 plate appearances in postseason play for the CL Champion Salem Sox (.412, 7-for-17)...Also hit .271 (16-for-59) for the Arizona Fall League Champion Surprise

Minor League Players, Continued

Saguaros and was named to the West Division Fall Stars Team...Following the season, ranked as the 3rd-best 2B prospect in baseball by *Baseball America*, No. 75 overall, and the Red Sox' No. 7 prospect, as well as the best athlete in the system.... Also named the 7th-best prospect in the CL by the same publication...**2012:** Led all qualifying New York-Penn League 2B with a .969 fielding percentage (9 E/286 TC) at Short-A Lowell...Paced the Spinners and tied for 4th in the NYPL with 71 games played...Also led Lowell with 31 RBI and ranked among club leaders in at-bats (2nd, 251), runs (3rd, 34), hits (2nd, 67), walks (2nd, 32), and steals (3rd, 20)...Batted .338 (27-for-80) against southpaws compared to .234 (40-for-171) versus right-handers...Named the Red Sox Minor League Base Stealer of the Month for August/September after swiping 9 bases without being caught...**2011:** Played 1 game for the GCL Red Sox in his pro debut on 8/26 vs. GCL Twins...**PERSONAL:** Batted .509 and stole 30 bases to earn Louisville Slugger High School All-American honors as a senior in 2011 at John Overton (TN) High School.

YEAR	CLUB	AVG	G	AB	R	H	2B	3B	HR	RBI	SH	SF	HP	BB	SO	SB	CS	E
2011	GCL Red Sox	.500	1	4	0	2	0	0	0	2	0	0	0	0	0	1	0	3
2012	Lowell	.267	71	251	34	67	8	1	0	31	2	4	3	32	30	20	4	15
2013	Greenville	.296	76	277	63	82	24	1	8	26	3	1	1	58	40	18	2	12
	Salem	.341	51	185	30	63	12	3	7	39	1	1	1	23	17	20	2	6
Minor Lg. Totals		.298	199	717	127	214	44	5	15	98	6	6	5	113	87	59	8	36

BLAIR, Carson

HT: 6'1"; **WT:** 190; **BATS:** Right; **THROWS:** Right; **BORN:** 10/18/1989 in Argyle, TX; **RESIDES:** Argyle, TX; **SIGNED BY:** Jim Robinson; **ACQUIRED:** Red Sox 37th pick (35th round, 1,072nd overall) in the 2008 June Draft.

2013: Hit .250 (33-for-132) between 41 games at High-A Salem and a 3-game rehab stint with Short-A Lowell...Threw out 41.9 percent (13 of 31) of attempted base stealers while with Salem...Went 19-for-64 (.297, 4 2B, 1 3B, 2 HR, 7 RBI) in the 1st half of the season with Salem...Missed time on the DL from 4/15-22 and 6/13-7/24...**2012:** Played the season at Salem, where he caught 10 of 48 (20.1%) attempted base stealers...Went 9-for-31 (.290) with 4 doubles against southpaws...Recorded 1st career triple on 4/18 vs. Lynchburg and 1st career stolen base on 5/12 at Myrtle Beach...Batted .306 (11-for-36) in 11 May games...**2011:** Spent most of the season with Single-A Greenville...Also played in 3 rehab games with Lowell after going on the DL on 5/9...Returned to Greenville on 6/23...Hit all 3 home runs in an 8-game stretch from 7/17-8/7...Tallied 8 of his 14 walks in his final 7 games...Caught 8 of 37 (21.6%) attempted base stealers while with the Drive...**2010:** Combined to hit .237 (9-for-38) with 1 homer and 4 RBI in 12 games between the Gulf Coast Red Sox and Lowell...**2009:** Spent most of the year with the GCL Red Sox, ranking 2nd on the team with 20 RBI, 16 walks, and 8 doubles (tied)...Led the GCL with 7 sac flies...**2008:** Hit safely in all 6 games in the GCL after signing with Boston...Went 2-for-4 with a homer and 5 RBI in his pro debut on 8/24 at the GCL Reds (G1)...**PERSONAL:** Hit .384 as a senior at Liberty Christian (TX) School in 2008.

YEAR	CLUB	AVG	G	AB	R	H	2B	3B	HR	RBI	SH	SF	HP	BB	SO	SB	CS	E
2008	GCL Red Sox	.409	6	22	2	9	1	0	1	9	0	1	0	0	5	0	0	1
2009	GCL Red Sox	.120	39	124	15	26	8	0	2	20	0	7	0	16	46	0	1	5
	Lowell	.500	1	2	0	1	1	0	0	0	0	0	0	1	1	0	0	1
2010	GCL Red Sox	.269	8	26	7	7	1	0	1	3	0	0	0	4	10	0	0	1
	Lowell	.167	4	12	0	2	0	0	0	1	0	0	0	1	5	0	0	0
2011	Lowell	.231	3	13	1	3	1	0	0	0	0	0	0	0	6	0	0	0
	Greenville	.190	33	100	12	19	8	0	3	9	0	1	0	14	40	0	0	1
2012	Salem	.206	51	165	25	34	11	3	3	24	0	3	2	21	48	2	3	4
2013	Lowell	.250	3	8	1	2	1	0	0	1	0	1	0	4	2	0	0	0
	Salem	.250	41	124	21	31	9	2	4	13	0	0	1	23	39	2	1	1
Minor Lg. Totals		.225	189	596	84	134	41	5	14	80	0	13	3	84	202	4	5	14

BRENLY, Michael

HT: 6'3"; **WT:** 235; **BATS:** Right; **THROWS:** Right; **BORN:** 10/14/1986 in San Francisco, CA; **RESIDES:** Phoenix, AZ; **SIGNED BY:** Steve McFarland (Cubs); **ACQUIRED:** Signed by the Red Sox as a minor league free agent, 1/30/2014.

2013: Signed by the Diamondbacks as a minor league free agent on 4/4, but did not debut with Triple-A Reno until 5/30...Only appeared in 8 games for the Aces after landing on the DL from 6/10-8/1 and again from 8/17 to the end of the season...**2012:** Caught 74 games for the Cubs' Double-A Tennessee affiliate, throwing out 21 of 105 (20.0%) attempted base stealers...Batted .290 (20-for-69) with RISP, including a .364 mark (4-for-11) with the bases loaded...Hit .304 (14-for-46) with 4 doubles, 2 homers and 7 RBI in 46 June contests...**2011:** Returned to High-A Daytona where he was named to the Florida State League's Mid-Season All-Star squad...Threw out 30.2 percent (26 of 86) of attempted base stealers...Appeared in 6 games (4 GS) at 1B...Hit .324 (12-for-37) over his 1st 10 games of the season from 4/7-20...**2010:** Hit .270 (99-for-367) with 16 doubles, 5 home runs, and 35 RBI in 102 games for Daytona...Went 32-for-105 (.305) against left-handed pitching...Earned FSL Mid-Season All-Star honors...Recorded a 20-game hit streak from 6/26-7/21 at .397 (31-for-78, 6 2B, HR, 14 RBI, 14 R), the 3rd-longest hit streak in the league...**2009:** Made his full-season debut at Single-A Peoria, hitting .265 (90-for-339) in 94 games...Threw out 44 of 124 (35.5%) attempted base stealers...**2008:** Posted a .399 OBP over 39 games for Short-A Boise in his pro debut...**PERSONAL:** His father, Bob, played in the ML for 9 seasons and managed the 2001 Arizona Diamondbacks to a World Series title...Originally selected by the Cubs in the 36th round of the 2008 June Draft.

YEAR	CLUB	AVG	G	AB	R	H	2B	3B	HR	RBI	SH	SF	HP	BB	SO	SB	CS	E
2008	Boise	.325	39	126	24	41	10	0	1	18	3	1	2	14	28	2	0	4
2009	Peoria	.265	94	339	35	90	18	0	4	36	2	6	3	20	55	2	2	3
2010	Daytona	.270	102	367	48	99	16	0	5	35	1	1	6	29	57	3	1	3
2011	Daytona	.206	96	335	30	69	11	0	1	24	2	4	4	16	53	0	0	2
2012	Tennessee	.227	84	269	24	61	13	0	6	28	5	0	0	26	59	1	2	2

Minor League Players, Continued

2013	Reno	.118	8	17	1	2	1	0	0	1	0	0	0	1	4	0	0	0
Minor Lg. Totals		.249	423	1453	162	362	69	0	17	142	13	12	15	106	256	8	5	14

BRISCOE, Keaton L.

INF

HT: 6'0"; **WT:** 190; **BATS:** Left; **THROWS:** Right; **BORN:** 5/13/1991 in North Vancouver, BC; **RESIDES:** North Vancouver, BC; **SIGNED BY:** Chris Pritchett; **ACQUIRED:** Red Sox 26th pick (24th round, 751st overall) in the 2012 June Draft.

2013: Spent the season with Single-A Greenville, appearing at 3B (46 G), 2B (7 G), and LF (2 G)...Hit .297 (11-for-37) with 5 doubles and 2 walks when leading off an inning...**2012:** Made pro debut with the Gulf Coast League Red Sox...Appeared in 15 games in LF, 8 games at 2B, 8 games at 3B, 1 game in RF, and 3 games at DH...Drove in a season-high 4 runs on 7/10 at the GCL Twins...Drew at least 1 walk in 12 straight games from 8/1-20...**PERSONAL:** Batted .318 with 4 homers, 51 RBI, and 77 runs while stealing 25 bases in 100 career games with the University of British Columbia.

YEAR	CLUB	AVG	G	AB	R	H	2B	3B	HR	RBI	SH	SF	HP	BB	SO	SB	CS	E
2012	GCL Red Sox	.160	33	100	18	16	2	1	0	14	2	3	0	19	40	3	1	7
2013	Greenville	.206	57	180	26	37	7	3	2	15	2	0	5	20	58	3	2	8
Minor Lg. Totals		.189	90	280	44	53	9	4	2	29	4	3	5	39	98	6	3	15

BROWN, Corey Allen - See Page 92

OF

BUTTREY, Ty Douglas

RHP

HT: 6'5"; **WT:** 210; **BATS:** Left; **THROWS:** Right; **BORN:** 3/31/1993 in Matthews, NC; **RESIDES:** Gulfport, FL; **SIGNED BY:** Quincy Boyd; **ACQUIRED:** Red Sox 6th pick (4th round, 151st overall) in the 2012 June Draft.

2013: Topped organizational leaders with a 2.21 ERA (15 ER/61.0 IP) for Short-A Lowell, the 7th-lowest mark in the New York-Penn League...Went 2-0 with a 1.57 ERA (4 ER/23.0 IP) over 5 starts in July...Allowed 2 earned runs or fewer in each of his final 5 starts of the year (1.52 ERA)...**2012:** Made 4 appearances (3 GS) with the Gulf Coast League Red Sox in pro debut...**PERSONAL:** Compiled a 9-2 record with 2 saves and a 0.91 ERA (7 ER/69.0 IP) at Providence (NC) Senior High School in 2012...Averaged 13.04 strikeouts per 9.0 innings (100 SO) in his senior season.

YEAR	CLUB	W-L	ERA	G	GS	CG	SHO	SV	IP	H	R	ER	HR	HB	BB	SO	WP	BK
2012	GCL Red Sox	0-0	1.80	4	3	0	0	0	5.0	5	2	1	0	1	1	5	0	1
2013	Lowell	4-3	2.21	13	13	0	0	0	61.0	54	21	15	0	5	21	35	7	0
Minor Lg. Totals		4-3	2.18	17	16	0	0	0	66.0	59	23	16	0	6	22	40	7	1

CALLAHAN, James Douglas (Jamie)

RHP

HT: 6'2"; **WT:** 205; **BATS:** Right; **THROWS:** Right; **BORN:** 8/24/1994 in Florence, SC; **RESIDES:** Hamer, SC; **SIGNED BY:** Quincy Boyd; **ACQUIRED:** Red Sox 4th pick (2nd round, 87th overall) in the 2012 June Draft.

2013: Went 5-1 with a 3.92 ERA (26 ER/59.2 IP) in 13 games for Short-A Lowell...Held opponents to 1 earned run or fewer in 6 games (5 GS) overall...Was the youngest pitcher (19) to make at least 10 starts in the New York-Penn League...Earned consecutive NYPL Pitcher of the Week honors (7/22-29, 7/29-8/5) allowing 1 hit over 12.0 scoreless innings with 17 SO in that time...Tossed 6.0 perfect innings on 7/31 vs. Auburn with 9 SO...**2012:** Made 5 appearances (4 GS) with the Gulf Coast League Red Sox in his pro debut...Recorded at least 1 strikeout in each game...**PERSONAL:** Went 7-1 with a save, a 0.89 ERA, and 113 strikeouts in 50.0 innings for Dillon (SC) High School in 2012, while also hitting .439 with 5 homers and 32 RBI...Named the 2012 Gatorade South Carolina Baseball Player of the Year and Region 8-2A Player of the Year after helping to lead his team to the regional championship...Was an All-State selection in 2012 and 2011.

YEAR	CLUB	W-L	ERA	G	GS	CG	SHO	SV	IP	H	R	ER	HR	HB	BB	SO	WP	BK
2012	GCL Red Sox	1-0	5.19	5	4	0	0	0	8.2	8	5	5	0	0	3	7	0	0
2013	Lowell	5-1	3.92	13	12	0	0	0	59.2	48	27	26	4	2	17	54	3	1
Minor Lg. Totals		6-1	4.08	18	16	0	0	0	68.1	56	32	31	4	2	20	61	3	1

CELESTINO, Miguel Antonio - See Page 115

RHP

CHESTER, David

1B

HT: 6'5"; **WT:** 270; **BATS:** Right; **THROWS:** Right; **BORN:** 3/31/1989 in Collinsville, OK; **RESIDES:** Collinsville, OK; **SIGNED BY:** Chris Calciano; **ACQUIRED:** Red Sox 36th pick (33rd round, 1,012nd overall) in the 2011 June Draft.

2013: Tied for the most home runs (19) among Red Sox minor leaguers between Single-A Greenville (94 G) and High-A Salem (29 G)...Combed to hit .271 (117-for-432, 27 2B, 85 RBI, 50 R, 52 BB) on the year...Selected a South Atlantic League All-Star at DH...Reached base in 31 straight home games from 5/18-7/23, (.330, 35-for-106, 8 2B, 3 HR, 21 RBI, 17 BB, .430 OBP) in those contests...Posted a .356 OBP with the Drive overall before being promoted to Salem on 7/24...Hit .333 (17-for-51) over the final 14 games of the season with 4 homers and 10 RBI...Scored a league-high 5 runs in postseason play for Mills Cup Champion Salem...**2012:** Played most of the season at Short-A Lowell, leading the club and tying for 3rd in the New York-Penn League with 9 home runs...Made a combined 5 errors in 363 total chances (.986%) at 1B between the Spinners and Salem...Went 20-for-57 (.351) with 6 homers when leading off an inning at both stops...Paced Lowell in SLG (.445) and ranked among team leaders in doubles (T-4th, 8), RBI (2nd, 28), and walks (4th, 22)...Named the NYPL Batter of the Week for 6/18-24 after pacing the league with 23 total bases at .448 (13-for-29) with 7 RBI and 8 runs in 7 games, including 6 straight contests with multiple hits...Promoted to Salem on 8/24...Posted 4 multi-hit games in his 7 contests at High-A...**2011:** Led the Gulf Coast

Minor League Players, Continued

League Red Sox in home runs (9) and RBI (23) in his 1st pro season...Ranked 5th among GCL leaders in home runs and at-bats per homer (18.78 AB/1 HR)...Tallied 5 consecutive multi-hit games from 7/11-14...**PERSONAL:** Led Big East hitters with 16

CHESTER, David, Continued

homers as a senior at the University of Pittsburgh in 2011...Named to the All-Big East 1st Team after also leading the Panthers in RBI (60), OBP (.470), and ranking 2nd among team qualifiers with a .345 AVG (69-for-200) in 2011...Selected as the Big East Player of the Week following a 6-game span in which he went 10-for-23 (.435) with 4 homers and 11 RBI.

YEAR	CLUB	AVG	G	AB	R	H	2B	3B	HR	RBI	SH	SF	HP	BB	SO	SB	CS	E
2011	GCL Red Sox	.243	46	169	19	41	8	0	9	23	0	2	7	9	42	0	0	4
2012	Lowell	.232	43	164	23	38	8	0	9	28	0	1	1	22	37	0	1	5
	Salem	.360	7	25	4	9	1	0	1	5	0	1	0	1	7	0	0	0
2013	Greenville	.270	94	333	38	90	25	0	13	71	0	5	6	41	89	1	0	3
	Salem	.273	29	99	12	27	2	0	6	14	0	1	1	11	22	2	0	1
Minor Lg. Totals		.259	219	790	96	205	44	0	38	141	0	10	15	84	197	3	1	13

CORDERO, Francisco - See Page 117

RHP

COSTE, Carlos A.

C

HT: 6'2"; **WT:** 186; **BATS:** Right; **THROWS:** Right; **BORN:** 5/11/1993 in San Juan, PR; **RESIDES:** San Juan, PR; **SIGNED BY:** Edgar Perez; **ACQUIRED:** Red Sox 38th pick (35th round, 1,072nd overall) in the 2011 June Draft.

2013: Returned to the Red Sox' Gulf Coast League affiliate, appearing in 18 games...Threw out 4 of 26 (15.4%) attempted base stealers...Had a season-high 3 RBI on 8/24 at the GCL Twins...**2012:** Appeared in just 11 games for the GCL Red Sox...Went 2-for-2 with the bases loaded...Recorded 1st career RBI on 7/18 at the GCL Orioles...**2011:** Made pro debut in 16 games with the GCL Red Sox...Collected a hit in his 1st at-bat on 6/21 vs. the GCL Rays.

YEAR	CLUB	AVG	G	AB	R	H	2B	3B	HR	RBI	SH	SF	HP	BB	SO	SB	CS	E
2011	GCL Red Sox	.158	16	19	0	3	0	0	0	0	1	0	0	0	9	0	0	0
2012	GCL Red Sox	.136	12	22	2	3	0	0	0	2	0	0	2	0	11	0	0	1
2013	GCL Red Sox	.194	18	36	2	7	3	0	0	5	0	0	2	1	8	1	1	1
Minor Lg. Totals		.169	46	77	4	13	3	0	0	7	1	0	4	1	28	1	1	2

COUCH, Keith Gilbert

RHP

HT: 6'2"; **WT:** 210; **BATS:** Left; **THROWS:** Right; **BORN:** 11/5/1989 in Mineola, NY; **RESIDES:** Elmont, NY; **SIGNED BY:** Ray Fagnant; **ACQUIRED:** Red Sox 15th pick (13th round, 413th overall) in the 2010 June Draft.

2013: Tied for the most wins in the Red Sox system (11) and ranked among Eastern League leaders in ERA (6th, 3.47) and winning percentage (T-1st, .786)...Led Double-A Portland with 129.2 innings and tied for the club lead with 2 complete games...Went 8-1 with a 2.93 ERA (30 ER/92.0 IP) as a starter for the Sea Dogs...Earned the win in Portland's 5-2 victory over Harrisburg at "Futures at Fenway" on 7/27...Posted a 2.57 ERA over 5 starts in August...Promoted to Triple-A Pawtucket for 1 start on 8/6...Tossed a 6-hit complete game on 8/18 at Harrisburg, earning the win...After the season, pitched for the Arizona Fall League Champion Surprise Saguaros, posting a 4.05 ERA (6 ER/13.1 IP)...**2012:** Tied for High-A lead with 2 complete games...Placed 5th among Carolina League qualifiers and 3rd among Red Sox minor leaguers with a 3.46 ERA (56 ER/145.2 IP), while finishing both 3rd in the CL and in the system with 11 wins...Ranked 5th in the league and tops on Salem with 145.2 innings and 4th among CL starters with 2.03 walks per 9.0 innings (28 BB/124.1 IP)...Led Salem with 109 SO and also finished among club leaders in appearances (T-3rd, 28), and starts (2nd, 22)...Fanned a season-high 8 on 4/11 at Lynchburg...Posted a 2.52 ERA (17 ER/60.2 IP) over his final 10 starts beginning 7/10, the 2nd-lowest mark in the CL in that span...**2011:** Led Single-A Greenville and was tied for 2nd among Sox minor leaguers with 123 SO...Ranked 9th among South Atlantic League qualifiers in ERA (3.54) and was 6th overall among qualifiers in the Red Sox farm system...Also placed 2nd among Drive hurlers in wins (7) and innings (137.1)...Landed on the DL on 4/20 and returned on 4/29...Won 3 consecutive starts from 6/13-23...Following the season, rated by *Baseball America* as having the best control in the Red Sox system...**2010:** Turned in a 2.55 ERA (10 ER/35.1 IP) over his 1st 8 outings (5 GS) in his pro debut with Short-A Lowell...Tied for 3rd on the team with 43 strikeouts...Allowed 1 hit over 5.0 shutout innings to earn his 1st career win on 8/3 at Connecticut...**PERSONAL:** Went 5-2 with 2 saves and a 2.24 ERA over 13 appearances (10 GS) as a senior at Adelphi (NY) University in 2010...Named team MVP after leading the squad with 76.1 innings and 83 strikeouts.

YEAR	CLUB	W-L	ERA	G	GS	CG	SHO	SV	IP	H	R	ER	HR	HB	BB	SO	WP	BK
2010	Lowell	1-6	4.39	14	11	0	0	0	55.1	64	31	27	3	2	9	43	3	0
2011	Greenville	7-5	3.54	28	18	0	0	3	137.1	145	66	54	11	12	19	123	2	3
2012	Salem	11-9	3.46	28	22	2	0	0	145.2	152	65	56	9	8	34	109	5	2
2013	Portland	11-3	3.47	29	15	2	0	0	129.2	132	63	50	11	4	43	92	4	1
	Pawtucket	0-0	27.00	1	1	0	0	0	1.0	3	4	3	0	0	2	3	0	0
Minor Lg. Totals		30-23	3.65	100	67	4	0	3	469.0	496	229	190	34	26	107	370	14	6

COUSINS, Scott Michael

OF

HT: 6'1"; **WT:** 200; **BATS:** Left; **THROWS:** Left; **BORN:** 1/22/1985 in Reno, NV; **RESIDES:** San Francisco, CA; **SIGNED BY:** John Hughes (Marlins); **ACQUIRED:** Signed by the Red Sox as a minor league free agent, 1/23/2014.

2013: Combined to hit .230 (47-for-204) between the Angels, Triple-A Salt Lake, and the Rookie-level Arizona League Angels on rehab...Spent most of the season with Salt Lake (52 G), posting a .233 AVG (45-for-193)...Went 7-for-9 in stolen base attempts (77.8%)...Promoted to the Angels from 4/30-5/11 for his only ML stint of the season (7 G)...Landed on the DL from 5/28-7/31 and

Minor League Players, Continued

had a 2-game rehab in the AZL...Hit only home run of the season with Salt Lake on 8/26 at Tacoma, a 3-run shot...**2012:** Split the season between MIA (53 G) and Triple-A New Orleans (61 G), hitting .260 (83-for-319) combined...Appeared in all 3 OF spots with the Marlins...At time of his 1st of 2 promotions to the majors (6/15), was leading the Zephyrs in AVG (.292) and RBI (32) while ranking 2nd in home runs (7)...Optioned back to Triple-A on 8/18 before being recalled on 9/22 for the remainder of the season...Claimed off waivers by TOR on 10/17, and then by SEA on 11/6, and by LAA on 11/30...**2011:** Split time between the Marlins (48 G), New Orleans (2 G), and High-A Jupiter (5 G)...On 4/21 vs. PIT, became the 7th Marlin in franchise history to hit a grand slam for his 1st homer in the majors...Placed on DL 6/13 with MIA, missing the rest of the season except for a 5-game rehab with Jupiter from 8/23-9/2...**2010:** Played in 118 games with New Orleans, leading the club in runs (74), triples (5), and stolen bases (12), while finishing 2nd in at-bats (410), hits (147), homers (14), and total bases (189)...Hit for the cycle on 5/1...Promoted to MIA for his ML debut on 9/3 vs. ATL...Hit walk-off single for 1st ML hit on 9/5 vs. ATL...Tripled in consecutive games, 9/24-25...**2009:** Spent the season at Double-A Jacksonville, ranking among Southern League leaders in at-bats (4th, 482), RBI (T-4th, 74), extra-base hits (3rd, 54), triples (1st, 11), and total bases (5th, 216)...**2008:** Combined to hit .285 (82-for-288) between stops with Double-A Carolina (27 G), Jupiter (49 G), and the Gulf Coast League Marlins (2 G)...Hit .297 (30-for-101) in 25 games for Mesa in the Arizona Fall League after the season...Named the Florida State League's Most Exciting Player by *Baseball America*...**2007:** Appeared in 110 games at Single-A Greensboro, hitting .292 (123-for-421) with a .358 OBP...Hit at a .352 clip (37-for-105) against lefties...Had a league-best 5 home runs in a 7-game span from 7/8-15 (.393, 11-for-28, 10 RBI)...**2006:** Made his pro debut in 21 games with Short-A Jamestown...**PERSONAL:** Drafted by the Marlins in the 3rd round of the 2006 June Draft...Led the University of San Francisco in AVG (.343) and SLG (.500) as a senior in 2006.

YEAR	CLUB	AVG	G	AB	R	H	2B	3B	HR	RBI	SH	SF	HP	BB	SO	SB	CS	E
2006	Jamestown	.211	21	90	11	19	1	0	1	6	2	0	1	4	17	3	1	2
2007	Greensboro	.292	110	421	69	123	25	0	18	74	3	3	7	38	92	16	7	8
2008	GCL Marlins	.000	2	6	0	0	0	0	0	0	0	0	0	0	5	0	0	0
	Jupiter	.304	49	191	35	58	9	2	9	29	0	0	0	20	47	11	3	6
	Carolina	.264	27	91	15	24	7	1	1	9	0	0	2	10	28	4	1	1
2009	Jacksonville	.263	130	482	60	127	31	11	12	74	1	5	3	42	107	27	9	3
2010	New Orleans	.285	118	410	74	117	20	5	14	49	1	6	2	32	78	12	4	2
	FLORIDA	.297	27	37	2	11	2	2	0	2	0	0	0	1	13	0	0	0
2011	Jupiter	.308	5	13	2	4	0	0	0	2	0	0	0	3	4	0	0	1
	New Orleans	.222	2	9	1	2	0	0	0	1	0	0	0	1	3	0	0	0
	FLORIDA	.135	48	52	5	7	1	0	1	4	0	0	0	6	21	1	1	0
2012	New Orleans	.296	61	233	36	69	13	2	7	36	1	2	2	24	58	14	3	3
	MIAMI	.163	53	86	7	14	4	1	1	3	2	0	0	4	24	1	1	0
2013	AZL Angels	.286	2	7	3	2	0	1	0	0	0	0	0	1	3	0	0	0
	Salt Lake	.233	52	193	30	45	3	4	1	19	4	1	6	16	46	7	2	2
	LA ANGELS	.000	7	4	1	0	0	0	0	0	0	0	0	1	3	0	0	0
Major Lg. Totals		.179	135	179	15	32	7	3	2	9	2	0	0	12	61	2	2	0
Minor Lg. Totals		.275	579	2146	336	590	109	26	63	299	12	17	23	191	488	94	30	28

COYLE, Sean

2B

HT: 5'8"; **WT:** 175; **BATS:** Right; **THROWS:** Right; **BORN:** 1/17/1992 in Sellersville, PA; **RESIDES:** Chalfont, PA; **SIGNED BY:** Chris Calcinio; **ACQUIRED:** Red Sox 5th pick (3rd round, 110th overall) in the 2010 June Draft.

2013: Spent the majority of 2013 with High-A Salem (48 G) while also appearing in 6 games with Single-A Greenville and 6 games on a rehab stint with the Gulf Coast Red Sox...Tied for the 3rd-most homers in the Red Sox farm system (16), combining to hit .242 (58-for-240) on the season with 12 doubles, 35 RBI, and 12 stolen bases...Spent time on the DL from 6/4-8/5...Hit .417 (5-for-12, 3 2B, 1 3B, 7 RBI) in postseason play, helping Salem win the Mills Cup Championship...**2012:** Spent the entire season at Salem and led qualifying Carolina League 2B with a .967 fielding percentage (16 E), total chances (483), putouts (177), assists (290), and double plays (67)...Paced Salem with 15 HBP and ranked among club leaders in games (2nd, 116), at-bats (T-2nd, 437), runs (4th, 60), hits (4th, 109), doubles (T-2nd, 31), RBI (3rd, 63), and total bases (3rd, 193)...Swiped 16 bases without being caught...Went 10-for-21 (.476) in 5 games as DH...Drove in 6 runs on 4/20 at Potomac...Batted a CL-best .429 (18-for-42) with 6 doubles, 3 homers, and 14 RBI over 11 games from 7/17-8/3...Following the season, ranked by *Baseball America* as Boston's No. 1 2B prospect...**2011:** Led Greenville and tied for the Sox minor league lead with 7 triples...Also paced the Drive in walks (60) and hit by pitches (13) and was among club leaders in doubles (T-2nd, 27), RBI (3rd, 64), runs (2nd, 77), and steals (3rd, 20)...Recorded hits in 12 of 13 games from 4/21-5/7, posting a .347 clip (17-for-49) over that span with 3 homers and 11 RBI...Endured 2 stints on the DL...Selected as Red Sox Minor League Base Runner of the Month for August/September after successfully swiping 7 of 8 attempts...Tallied 7 RBI in the regular-season finale on 9/5 at Hickory...**2010:** Played 3 games for the GCL Sox in his pro debut...**PERSONAL:** Hit .562 with 55 RBI and a school-record 13 homers as a senior at Germantown (PA) Academy in 2010...Was successful in all 22 stolen base attempts...Hit .296 in 8 games for USA Baseball's 18-and-under team during the squad's gold-medal run at the Pan American Games in 2009...His brother, Tommy Coyle, was selected by Tampa Bay in the 16th round of the 2012 June Draft.

YEAR	CLUB	AVG	G	AB	R	H	2B	3B	HR	RBI	SH	SF	HP	BB	SO	SB	CS	E
2010	GCL Red Sox	.200	3	10	5	2	1	0	0	0	0	0	1	1	1	0	0	0
2011	Greenville	.247	106	384	77	95	27	7	14	64	2	7	13	60	110	20	6	20
2012	Salem	.249	116	437	60	109	31	2	9	63	0	3	15	29	116	16	0	16
2013	GCL Red Sox	.150	6	20	3	3	0	0	1	3	0	0	1	3	6	1	1	1
	Greenville	.320	6	25	4	8	3	0	1	4	0	0	0	3	9	0	1	0
	Salem	.241	48	195	41	47	9	1	14	28	0	4	1	24	65	11	0	1
Minor Lg. Totals		.246	285	1071	190	264	71	10	39	162	2	14	31	120	307	48	8	38

Minor League Players, Continued

CUEVAS, William Enrique

RHP

HT: 6'0"; **WT:** 160; **BATS:** Right; **THROWS:** Right; **BORN:** 10/14/1991 in Caracas, VZ; **RESIDES:** Aragua, VZ; **SIGNED BY:** Angel Escobar; **ACQUIRED:** Signed by the Red Sox as an international free agent, 7/2/2008.

2013: Matched High-A Salem's team lead in starts (26) and tied for the 2nd-most wins on the club (8)...Went undefeated in day games (4-0), posting a 1.13 ERA...Earned 3 straight wins from 6/11-23, allowing 3 runs over 19.0 innings (1.42 ERA) in that stretch...Had a 3.18 ERA (12 ER/34.0 IP) with 29 strikeouts over his last 6 regular season starts from 8/6-9/2...Won Game 3 vs. Potomac to clinch the Mills Cup Championship (3 R, 2 ER, 6.0 IP)...**2012:** Spent the season at Short-A Lowell, leading the club and placing among New York-Penn League leaders in ERA (2nd, 1.40, 12 ER), wins (T-1st, 8), strikeouts (3rd, 72), WHIP (0.91), and fewest base runners allowed per 9.0 innings (3rd, 7.92)...Also ranked 2nd on the Spinners and tied for 4th in the NYPL with 77.1 innings...Held left-handed batters to a .189 AVG (25-for-132)...Tossed at least 4.0 innings in 13 of his 15 appearances...Gave up 4 runs in 33.0 innings (1.09 ERA) as a starter...Did not allow a run over his 1st 3 appearances of the season (11.0 IP) from 6/18-27...Went 8-1 in 9 consecutive games with a decision from 7/12-8/27...Named Red Sox Minor League Pitcher of the Month for July after going 4-1 with a 2.18 ERA (8 ER/33.0 IP) and 35 strikeouts in 6 relief appearances...Collected a season-high 10 strikeouts on 7/12 vs. Mahoning Valley...Gave up 1 hit over 6.2 scoreless frames on 8/22 at Aberdeen...**2011:** Went 3-1 with a 2.19 ERA (12 ER/49.1 IP) in 14 games between the Red Sox Dominican Summer League and Gulf Coast League affiliates...Did not allow an earned run (3 R) in 10.2 innings over 3 appearances in the DSL prior to his transfer to the GCL on 6/20...**2010:** Ranked 2nd on the DSL Red Sox with 38 strikeouts and tied for 3rd with 14 appearances...Started his 1st 6 games of the season, going 0-3 with a 3.71 ERA (11 ER/26.2 IP), before posting a 2-1 record with a save and a 2.54 ERA (8 ER/28.1 IP) in final 8 games as a reliever...**2009:** Made pro debut with the DSL Red Sox...Tied for 3rd on the team with 18 appearances and ranked 3rd among club qualifiers with a 1.14 WHIP.

YEAR	CLUB	W-L	ERA	G	GS	CG	SHO	SV	IP	H	R	ER	HR	HB	BB	SO	WP	BK
2009	DSL Red Sox	4-1	3.17	18	0	0	3	48.1	44	19	17	1	4	11	36	3	0	
2010	DSL Red Sox	2-4	3.11	14	6	0	0	1	55.0	54	22	19	0	2	12	38	7	0
2011	DSL Red Sox	1-0	0.00	3	0	0	0	0	10.2	8	3	0	0	1	1	12	2	0
	GCL Red Sox	2-1	2.79	11	2	0	0	1	38.2	32	16	12	2	1	9	25	8	0
2012	Lowell	8-2	1.40	15	6	0	0	0	77.1	55	12	12	4	0	15	72	3	1
2013	Salem	8-9	5.05	26	26	1	0	0	135.1	139	82	76	13	4	40	109	12	1
Minor Lg. Totals		25-17	3.35	87	40	1	0	5	365.1	332	154	136	20	12	88	292	35	2

DAHLSTRAND, Jacob Connor

RHP

HT: 6'5"; **WT:** 205; **BATS:** Right; **THROWS:** Right; **BORN:** 3/26/1992 in Houston, TX; **RESIDES:** Houston, TX; **SIGNED BY:** Matt Dorey; **ACQUIRED:** Red Sox 12th pick (10th round, 323rd overall) in the 2010 June Draft.

2013: Spent the 2013 campaign with Single-A Greenville where he made the 4th-most starts on the staff (15)...Limited opponents to 2 earned runs or fewer in 10 of 18 appearances...Had a 3.10 ERA in July (10 ER/29.0 IP)...Tossed 11.0 scoreless innings over consecutive starts on 8/18 and 8/24...**2012:** Split the season between starter and reliever at Short-A Lowell, tying for 4th on the club with 4 wins and 55.0 innings...Went at least 3.0 innings in every appearance...Held left-handed batters to a .229 AVG (19-for-83)...Surrendered 3 hits in 23 at-bats (.130) with RISP and 2 outs...Posted a 3.72 ERA (12 ER/29.0 IP) in his 1st 6 appearances, all as a starter...Earned a New York-Penn League-best 4 wins from 7/25-8/9 with a 1.83 ERA (4 ER/19.2 IP) in that span...**2011:** Appeared in 8 games in his 2nd season with the Gulf Coast League Red Sox...Posted a 3.00 ERA (2 ER/6.0 IP) in 3 starts...**2010:** Appeared in 2 games, both starts, with the GCL Red Sox in his pro debut...**PERSONAL:** Went 7-2 with a 3.83 ERA as a senior at Memorial (TX) High School in 2010...Had committed to the University of Houston.

YEAR	CLUB	W-L	ERA	G	GS	CG	SHO	SV	IP	H	R	ER	HR	HB	BB	SO	WP	BK
2010	GCL Red Sox	0-1	6.00	2	2	0	0	0	3.0	4	2	2	1	0	2	3	1	0
2011	GCL Red Sox	0-3	7.13	8	3	0	0	0	17.2	28	22	14	0	4	6	12	2	0
2012	Lowell	4-4	4.42	12	6	0	0	0	55.0	49	32	27	1	7	32	26	5	0
2013	Greenville	4-8	4.65	18	15	1	0	0	89.0	95	50	46	9	5	34	51	18	2
Minor Lg. Totals		8-16	4.86	40	26	1	0	0	164.2	176	106	89	11	16	74	92	26	2

DE LA CRUZ, Keury

OF

HT: 5'11"; **WT:** 165; **BATS:** Left; **THROWS:** Left; **BORN:** 11/28/1991 in Villa Hermosa, DR; **RESIDES:** Villa Hermosa, DR; **SIGNED BY:** Luciano Del Rosario; **ACQUIRED:** Signed by the Red Sox as an international free agent, 2/6/2009.

2013: Spent the entire year at High-A Salem, leading the team in games played (133)...Ranked among Carolina League leaders in doubles (3rd, 36), RBI (2nd, 89), hits (5th, 138), and extra-base hits (T-3rd, 51)...Selected to the CL All-Star Team...Named Red Sox Minor League Hitter of the Month for June after batting .387 (43-for-111) with 12 extra-base hits and 27 RBI in 28 games...Had a 19-game hit streak from 6/3-23, hitting .425 (31-for-73) with 20 RBI in that stretch...Hit safely in 26 of 27 contests from 6/3-7/1, going 44-for-105 (.419)...Hit Salem's lone home run of the postseason and drove in 2 runs, helping the club to the Mills Cup Championship...Named a CL Post-Season All-Star...After the season, played in 13 games for Aguila Cibaenas of the Dominican Winter League...**2012:** Led Red Sox minor leaguers in hits (153), total bases (266), triples (tied, 8), and RBI (87), while finishing 2nd in home runs (tied, 20) and 5th in AVG (.307)...Placed 2nd in Single-A in total bases, tied for 2nd with 65 extra-base hits and tied for 8th with 37 doubles...Spent the majority of the season at Single-A Greenville, leading the Drive with 474 at-bats, 81 RBI, and 254 total bases, and also ranking among South Atlantic League leaders in AVG (7th, .308), hits (3rd, 146), triples (4th, 8), home runs (T-3rd, team-high 19), and SLG (3rd, .536)...Recorded the 1st 20 HR/20 SB season for a Red Sox minor league since George Lombard in 2005...Named Red

Minor League Players, Continued

Sox Minor League Offensive Player of the Month for May after batting .311 (38-for-122) with a league-leading 72 total bases (8 2B, 1 3B, 8 HR, 26 RBI)...Hit in 14 consecutive contests from 5/27-6/24 (.436, 24-for-55) and 15 straight from 6/26-7/13 (.323, 20-for-62), while reaching safely in 30 games in a row from 5/27-7/13 (.364, 44-for-121, 8 walks)...Missed time on the DL from 6/9-21...Knocked 2 homers with 7 RBI on 8/16 at Asheville...Promoted to Salem on 8/29...**2011:** Led the New York-Penn League in at-bats (300) and was among league leaders in triples (T-2nd, 6) and hits (T-3rd, 79)...Named to the NYPL All-Star Team...Paced Short-A Lowell in games (71), hits, doubles (14), and triples, and ranked 3rd in runs (31)...Placed 3rd on the club with a .263 AVG (min. 100 at-bats)...Stole 12 bases in his 1st 20 games and finished tied for 2nd on the team with 15 swipes...Hit safely in 14 of 15 games at a .309 clip (21-for-68) from 6/28-7/13...**2010:** Led the Gulf Coast League in triples (7) and total bases (94)...Also ranked among league leaders in extra-base hits (T-2nd, 23), homers (T-3rd, 6), runs (T-3rd, 35), RBI (4th, 31), SLG (4th, .475), and home run ratio (5th, 1 HR/33.00 AB)...Topped the team in extra-base knocks, RBI, SLG, and home runs (tied)...Hit .370 (17-for-46) during a club-high, 11-game hit streak, 6/22-7/3...Rated the No. 16 prospect in the GCL by *Baseball America*...**2009:** Named Red Sox Latin Program Player of the Year in his pro debut with the Dominican Summer League Red Sox...Led the team with 65 hits, 16 doubles, 50 RBI, and 23 extra-base hits...Tied for 5th in the DSL in RBI.

YEAR	CLUB	AVG	G	AB	R	H	2B	3B	HR	RBI	SH	SF	HP	BB	SO	SB	CS	E
2009	DSL Red Sox	.259	67	251	31	65	16	4	3	50	0	5	4	42	43	13	8	4
2010	GCL Red Sox	.263	51	198	35	52	10	7	6	31	0	3	1	17	50	8	6	3
2011	Lowell	.263	71	300	31	79	14	6	4	24	0	0	2	10	56	15	11	6
2012	Greenville	.308	116	474	71	146	35	8	19	81	0	0	6	26	101	19	7	9
2013	Salem	.280	6	25	1	7	2	0	1	6	0	0	0	1	2	1	1	0
2013	Salem	.258	133	535	65	138	36	6	9	89	0	7	2	31	130	16	9	3
Minor Lg. Totals		.273	444	1783	234	487	113	31	42	281	0	15	15	127	382	72	42	25

DENNEY, Jonathan David (Jon)

C

HT: 6'2"; **WT:** 205; **BATS:** Right; **THROWS:** Right; **BORN:** 9/28/1994 in Oklahoma City, OK; **RESIDES:** Argyle, TX; **SIGNED BY:** Chris Mears; **ACQUIRED:** Red Sox 3rd pick (3rd round, 81st overall) in the 2013 June Draft.

2013: Made his pro debut with the Gulf Coast League Red Sox, appearing in 26 games...Threw out 9 of 26 (34.6%) attempted base stealers while posting a .978 fielding percentage (2 E/92 TC) from behind the plate...Recorded 1st hit and RBI as a pro in his debut on 7/4 at the GCL Orioles...*Baseball America* named him the Best Power Hitter among 2013 Red Sox draft picks after the season...**PERSONAL:** Rated the No. 3 catcher in the 2013 June Draft by *Baseball America*...Named a 2013 Rawlings 1st-Team All-American after hitting .459 (51-for-111) with 14 doubles, 6 triples, 11 homers, 46 RBI, 39 walks, and 17 runs in 42 games as a senior at Yukon (OK) High School...Tabbed an Under Armour All-American, Louisville Slugger All-American, and Rawlings Underclassmen 2nd-Team All-American in 2012.

YEAR	CLUB	AVG	G	AB	R	H	2B	3B	HR	RBI	SH	SF	HP	BB	SO	SB	CS	E
2013	GCL Red Sox	.203	26	74	9	15	3	0	0	2	1	0	3	18	29	2	0	2

DENT, Ryan A.

INF

HT: 6'0"; **WT:** 190; **BATS:** Right; **THROWS:** Right; **BORN:** 3/15/1989 in Long Beach, CA; **RESIDES:** Long Beach, CA; **SIGNED BY:** Jim Woodward; **ACQUIRED:** Red Sox 2nd pick (sandwich round between first and second rounds, 62nd overall) in the 2007 June Draft.

2013: Split time between Double-A Portland and Triple-A Pawtucket, combining for a .242 AVG (53-for-219) on the season...Appeared at 2B (28 G), OF (28 G), 3B (13 G), and pitcher (1 G)...Promoted to Pawtucket on 5/3 for his 1st of 3 stints with the club...Tossed 2.0 scoreless innings of relief in the 1st pitching appearance of his career on 7/12 at Binghamton...Hit .289 (24-for-83, 3 2B, 8 RBI) in August with the Sea Dogs...**2012:** Returned to Portland and spent most of the season with the Sea Dogs...Appeared at 1B (1 G), 2B (58 G), 3B (14 G), SS (14 G), and LF (2 G)...Batted .298 (17-for-57) in 16 August games before being promoted to Pawtucket on 8/25...Played in 2 playoff games with the PawSox...**2011:** Played most of his season at Portland...Selected as Red Sox Minor League Base Stealer of the Month for April, when he went 5-for-5 in steal attempts at Portland...Combined to play 47 games at SS and 7 in CF...Placed on DL on 5/1 and played in 4 rehab games with the Gulf Coast Red Sox and 1 with Short-A Lowell before returning to the Sea Dogs on 7/14...After the season, played in 16 games for Scottsdale of the Arizona Fall League...**2010:** Played SS for High-A Salem and set new career highs with 112 games played and 382 AB...Ranked 5th in the Carolina League with a .400 clip (14-for-35) in a 10-game stretch from 8/2-13...Led league shortstops in fielding pct. (.965), games (110), chances (514), putouts (165), assists (331), and double plays (61)...**2009:** Named Red Sox Minor League Defensive Player of the Year after combining for a .971 fielding pct. (15 E/512 TC) between 2B (56 G) and SS (47 G) at Single-A Greenville and Salem...Selected as the club's Minor League Defensive Player of the Month for April and Base Runner of the Month for June...Promoted to Salem on 8/27 and hit 2 homers in 6 post-season games...**2008:** Finished 6th in the New York-Penn League with 17 stolen bases with Lowell...Named Red Sox Minor League Base Stealer of the Month for June...Ranked 2nd on the club with 33 runs...Went 1-for-6 with 8 walks, 5 runs, and 5 stolen bases in 3 playoff games...**2007:** Made his pro debut with 10 games with the Gulf Coast League Red Sox before an 8/27 promotion to Lowell...**PERSONAL:** Ranked No. 46 overall prospect and the No. 21 position player in the 2007 June Draft by *Baseball America*...Hit .474 (45-for-95) with 28 stolen bases as a senior at Wilson (CA) High School in 2007.

Minor League Players, Continued

DENT, Ryan A., Continued

YEAR	CLUB	AVG	G	AB	R	H	2B	3B	HR	RBI	SH	SF	HP	BB	SO	SB	CS	E
2007	GCL Red Sox	.371	10	35	7	13	1	2	1	2	1	0	1	5	5	4	3	4
	Lowell	.178	11	45	5	8	1	0	0	3	0	0	0	1	13	4	1	0
2008	Lowell	.154	58	201	33	31	7	2	6	21	2	3	3	29	87	17	4	13
2009	Greenville	.252	99	345	59	87	24	3	6	48	8	4	5	49	112	17	5	13
	Salem	.268	13	41	6	11	4	0	0	3	1	1	0	10	1	0	2	
2010	Salem	.225	112	382	44	86	17	3	6	37	5	4	6	30	86	9	11	18
2011	GCL Red Sox	.100	4	10	0	1	0	0	0	1	0	0	0	1	2	0	0	0
	Lowell	.200	1	5	0	1	1	0	0	2	0	0	0	0	2	0	0	0
	Portland	.206	53	170	20	35	11	0	2	13	0	2	0	17	45	7	3	6
2012	Portland	.237	83	266	40	63	6	0	3	22	6	3	2	29	60	4	2	11
	Pawtucket	.214	5	14	2	3	1	0	0	1	1	0	0	2	5	0	0	0
2013	Portland	.257	56	183	26	47	7	0	3	22	1	0	1	16	39	8	4	3
	Pawtucket	.167	16	36	3	6	0	0	0	1	1	0	0	2	14	3	1	0
Minor Lg. Totals		.226	521	1733	245	392	80	10	27	176	26	17	19	181	480	74	34	70

DEVERS, Rafael

3B

HT: 6'0"; **WT:** 195; **BATS:** Left; **THROWS:** Right; **BORN:** 10/24/1996 in Sanchez, DR; **RESIDES:** Invienda, DR; **SIGNED BY:** Manny Nantia; **ACQUIRED:** Signed by the Red Sox as an international free agent, 8/9/2013.

2014: Will be 1st pro season...Rated as the best 3B prospect among Red Sox minor leaguers by *Baseball America*.

DIAZ, Dayan Enrique

RHP

HT: 5'10"; **WT:** 179; **BATS:** Right; **THROWS:** Right; **BORN:** 2/10/1989 in Cartagena, Colombia; **RESIDES:** Cartagena, Colombia; **ACQUIRED:** Signed by the Red Sox as a minor league free agent, 12/5/2013.

2013: Signed by the Cubs as a minor league free agent on 1/19...Started the season on the DL from 4/4-7/2...Had a 3.00 ERA (7 ER/21.0 IP) in 13 games while making stops at the Rookie-level Arizona League Cubs, High-A Daytona, and Double-A Tennessee...Posted a 3.22 strikeout-to-walk ratio overall (29 SO/9 BB)...Signed by the Red Sox as a minor league free agent on 12/5...**2012:** Led Houston's Single-A Lexington with a 1.85 ERA (12 ER/58.1 IP, min. 30 IP) and placed among South Atlantic League leaders in saves (T-3rd, 19), and opponents AVG among relievers (3rd, .197)...**2011:** Spent the year with Short-A Tri-City where he posted the lowest ERA (1.98, 11 ER/50.0 IP) and WHIP (1.14) on the team among hurlers with at least 50.0 innings...Tied for the 2nd-most wins (7) and strikeouts (70) in the New York-Penn League...Ranked among NYPL relievers in opponents AVG (2nd, .160) and SO per 9.0 IP (4th, 12.45)...Earned Co-Pitcher of the Month honors for August, going 3-1 with 2 saves and a 0.89 ERA (2 ER/20.1 IP)...**2010:** Appeared in 2 games for the Gulf Coast League Astros before spending remainder of season on the DL...**2009:** Missed entire season on the DL...**2008:** Pitched in 13 games (8 GS) for the Venezuelan Summer League Astros, posting a 1.85 ERA (10 ER/48.2 IP) and 0.97 WHIP, both good for the lowest marks on the club (min. 40 IP)...**2007:** 10 of his 13 appearances with the VSL Astros were scoreless, and he did not allow a run in his final 14.2 innings (7 G) of the season...**2006:** Made his pro debut with the VSL Astros.

YEAR	CLUB	W-L	ERA	G	GS	CG	SHO	SV	IP	H	R	ER	HR	HB	BB	SO	WP	BK
2006	VSL Astros	0-1	6.35	3	1	0	0	0	5.2	6	6	4	0	1	9	1	4	0
2007	VSL Astros	1-1	2.05	13	0	0	0	0	22.0	12	5	5	1	3	15	17	2	0
2008	VSL Astros	2-2	1.85	13	8	0	0	2	48.2	42	14	10	2	4	5	36	5	0
2009									Did Not Play Due to Injury									
2010	GCL Astros	0-1	13.50	2	0	0	0	1	1.1	4	2	2	0	0	2	1	0	0
2011	Tri-City	7-3	1.98	19	1	0	0	2	50.0	27	17	11	0	5	30	70	2	0
2012	Lexington	5-4	1.85	41	0	0	0	19	58.1	40	14	12	1	2	30	64	3	0
2013	AZL Cubs	0-0	0.00	2	1	0	0	0	3.0	1	0	0	0	0	1	5	0	0
	Daytona	0-1	2.45	6	0	0	0	1	11.0	10	3	3	2	1	5	14	3	0
	Tennessee	0-0	5.14	5	0	0	0	0	7.0	5	4	4	1	1	3	10	2	0
Minor Lg. Totals		15-13	2.22	104	11	0	0	25	207.0	147	65	51	7	17	100	218	21	0

DIAZ, Luis Edgardo

RHP

HT: 6'3"; **WT:** 209; **BATS:** Right; **THROWS:** Right; **BORN:** 4/9/1992 in Valencia, VZ; **RESIDES:** Valencia, VZ; **SIGNED BY:** Ernesto Gomez; **ACQUIRED:** Signed by the Red Sox as an international free agent, 8/28/2008.

2013: Matched the 4th-most wins in the Red Sox farm system (9)...Started the year on the DL from 4/4-5/27...Appeared in 15 games (14 GS) at Single-A Greenville, posting a 2.05 ERA (20 ER/88.0 IP, 86 SO) and allowing 1 run or fewer in 9 games...Earned South Atlantic League Pitcher of the Week honors for 6/24-30 (13.1 IP, 1 R, 15 SO)...In 5 starts from 6/25-7/19, went 4-0 with a 0.56 ERA (2 ER/32.1 IP) and 30 SO to 5 walks...Promoted to High-A Salem on 8/20, going 2-0 with a 1.38 ERA (2 ER/13.0 IP) from 8/22-29...Tossed 8.0 shutout innings in Game 1 of the Mills Cup Semifinals against Myrtle Beach, but did not factor in the decision...**2012:** Ranked 4th on Greenville with 17 starts and 91.1 innings despite missing time on the DL...Held left-handed batters to a .247 AVG (38-for-154) and just 1 homer...Fanned a season-high 7 batters on 4/6 vs. Lakewood...Made 4 starts before going on the DL from 4/22-6/12...After the season, made 3 relief appearances for Caracas of the Venezuelan Winter League...**2011:** Ranked 2nd in the Sox system and 6th among New York-Penn League qualifiers with a 2.53 ERA (21 ER/74.2 IP)...Led NYPL qualifiers in opponent AVG (.208) and base runners per 9.0 innings

Minor League Players, Continued

(9.28) and placed 2nd in WHIP (0.96) and 4th in unintentional walks per 9.0 innings (1.81)...Allowed 7 runs in his 1st start on 6/20 at Vermont before posting a 1.77 ERA (14 ER/71.1 IP) the rest of the season...Selected as Red Sox Minor League Pitcher of the Month for August/September after tallying a 1.03 ERA (4 ER/35.0 IP) in 6 starts...**2010:** Held lefties to a .149 clip (7-for-47) with just 1 extra-base hit in a return to the Dominican Summer League...Held opponents scoreless in 4 of his last 6 starts, posting a 2.08 ERA (6 ER/26.0 IP) in that time...**2009:** Made his pro debut with the DSL Sox...Did not allow an earned run over 7 games (19.1 IP) from 7/2-8/6.

YEAR	CLUB	W-L	ERA	G	GS	CG	SHO	SV	IP	H	R	ER	HR	HB	BB	SO	WP	BK
2009	DSL Red Sox	0-3	3.75	15	2	0	0	2	36.0	36	25	15	0	4	18	22	3	0
2010	DSL Red Sox	3-1	3.11	13	12	0	0	0	55.0	51	21	19	1	6	14	31	3	0
2011	Lowell	4-4	2.53	14	14	0	0	0	74.2	57	25	21	3	5	15	41	7	1
2012	Greenville	3-8	6.01	20	17	0	0	0	91.1	117	66	61	8	9	28	62	13	2
2013	Greenville	7-4	2.05	15	14	1	0	0	88.0	74	32	20	5	3	20	86	6	0
	Salem	2-0	1.38	2	2	0	0	0	13.0	11	3	2	0	0	4	8	0	1
Minor Lg. Totals		19-20	3.47	79	61	1	0	2	358.0	346	172	138	17	27	99	250	32	4

DREHOFF, Jacob A. (Jake)

LHP

HT: 6'4"; **WT:** 190; **BATS:** Right; **THROWS:** Left; **BORN:** 6/5/1992 in Richmond, VA; **RESIDES:** Alpharetta, GA; **SIGNED BY:** Danny Watkins; **ACQUIRED:** Red Sox 12th pick (12th round, 353rd overall) in the 2013 June Draft.

2013: In his pro debut, posted the 3rd-lowest ERA (1.80) among Gulf Coast Red Sox pitchers with at least 10.0 IP...Did not allow more than 1 run in any appearance and each of his last 3 outings (7.0 IP) were scoreless...**PERSONAL:** As a junior at the University of Southern Mississippi in 2013, went 5-5 with a 3.54 ERA after going 6-2 with a 3.51 ERA the previous year.

YEAR	CLUB	W-L	ERA	G	GS	CG	SHO	SV	IP	H	R	ER	HR	HB	BB	SO	WP	BK
2013	GCL Red Sox	0-2	1.80	5	5	0	0	0	10.0	9	2	2	0	0	0	6	0	0

DUBON, Mauricio Andre

SS

HT: 6'0"; **WT:** 160; **BATS:** Right; **THROWS:** Right; **BORN:** 7/19/1994 in Sacramento, CA; **RESIDES:** Sacramento, CA; **SIGNED BY:** Demond Smith; **ACQUIRED:** Red Sox 26th pick (26th round, 773rd overall) in the 2013 June Draft.

2013: Made his pro debut with the Gulf Coast Red Sox, appearing at SS (12 G) and 3B (6 G)...After the year, *Baseball America* named him the Best Defensive Player among 2013 Red Sox draft picks...**PERSONAL:** In 59 games between his junior and senior seasons (2012-13) at Capital Christian (CA) High School, hit .509 (86-for-169) with 23 doubles, 14 triples, 8 homers, and 81 RBI.

YEAR	CLUB	AVG	G	AB	R	H	2B	3B	HR	RBI	SH	SF	HP	BB	SO	SB	CS	E
2013	GCL Red Sox	.245	20	53	8	13	3	0	0	4	1	0	3	1	12	6	2	6

ELY, John Daniel - See Page 136

RHP

ESCOBAR, Leonel Jose

C

HT: 5'10"; **WT:** 175; **BATS:** Right; **THROWS:** Right; **BORN:** 9/4/1990 in Caracas, VZ; **RESIDES:** La Sabana, VZ; **SIGNED BY:** Fernando Veracierta; **ACQUIRED:** Signed by the Red Sox as an international free agent, 10/18/2007.

2013: Made stops in Single-A Greenville, High-A Salem, and Double-A Portland...Caught 5 of 23 (21.7%) attempted base stealers combined...Started the year in Salem, only appearing in 4 games due to 2 DL stints (4/5-15, 4/22-7/13)...Promoted to Portland for 1 game upon his activation from the DL on 7/13...Transferred to Greenville (11 G) on 8/13, where he finished the season...**2012:** Played in 11 games with Greenville after missing most of the season on the DL...Caught 5 of 16 (31.3%) attempted base stealers...**2011:** Endured a pair of DL stints to play 10 games with Short-A Lowell, 4 games with Greenville, and 4 games with Salem...Hit .241 (13-for-54) between the 3 stops...Combined to throw out 3 of 26 (11.5%) attempted base stealers...Made season debut with the Drive on 5/10 after starting season on DL...Activated from 2nd stint on DL on 6/13 and then transferred to the Spinners on 6/23...Transferred to Salem on 8/3...**2010:** Hit .290 (18-for-62) with 7 RBI in 30 games between the Gulf Coast Red Sox and Salem...Combined to throw out 10 of 19 (52.6%) attempted base stealers...Also played 4 games at 3B in the GCL...Went 11-for-36 (.306 AVG) in July...**2009:** Hit .260 (20-for-77) with 11 RBI between the Red Sox Dominican Summer League and GCL affiliates...Started the season in the DSL before a 6/8 promotion to the GCL, where he tied for the team lead with 21 appearances behind the plate...**2008:** Hit .280 (42-for-150) with 11 RBI with the DSL Sox in his pro debut, leading the club with 46 games caught...Ranked 2nd on the club in batting.

YEAR	CLUB	AVG	G	AB	R	H	2B	3B	HR	RBI	SH	SF	HP	BB	SO	SB	CS	E
2008	DSL Red Sox	.280	47	150	29	42	6	0	0	11	3	0	10	19	24	3	0	5
2009	DSL Red Sox	.333	6	24	5	8	4	0	0	4	0	0	0	2	0	0	0	0
	GCL Red Sox	.226	21	53	9	12	3	0	0	7	0	0	2	8	9	0	1	2
2010	GCL Red Sox	.259	27	54	5	14	0	0	0	6	1	1	4	8	9	1	0	3
	Salem	.500	3	8	2	4	0	0	0	1	0	0	0	1	2	0	0	0
2011	Lowell	.200	10	30	2	6	1	0	0	2	0	0	2	4	5	0	0	1
	Greenville	.357	4	14	2	5	0	0	0	0	0	0	0	2	4	0	0	0
	Salem	.200	4	10	0	2	0	0	0	0	0	0	0	0	2	0	0	0
2012	Greenville	.194	11	31	3	6	3	0	0	3	1	0	0	3	7	0	0	0
2013	Greenville	.206	11	34	0	7	1	0	0	2	1	0	0	2	7	0	0	2
	Salem	.167	4	12	0	2	0	0	0	0	1	0	0	0	4	0	0	0
	Portland	.000	1	1	0	0	0	0	0	0	0	0	0	1	1	0	0	0
Minor Lg. Totals		.257	149	421	57	108	18	0	0	36	7	1	18	51	74	4	1	13

Minor League Players, Continued

ETHINGTON, Willie Porter

RHP

HT: 6'3"; **WT:** 200; **BATS:** Right; **THROWS:** Right; **BORN:** 12/8/1993 in Mesa, AZ; **RESIDES:** Mesa, AZ; **SIGNED BY:** Vaughn Williams; **ACQUIRED:** Red Sox 19th pick (17th round, 541st overall) in the 2012 June Draft.

2013: Returned to the Gulf Coast Red Sox, posting a 2.90 ERA (10 ER/31.0 IP) over 9 appearances...Held opponents to 1 earned run or fewer in 6 outings...**2012:** Appeared in 6 games (1 GS) with the GCL Sox in his pro debut...**PERSONAL:** Earned 2012 Player of the Year honors on the Mesa All-City team and was selected as the Division I Player of the Year in a MaxPreps poll of Arizona coaches as a senior at Mountain View High School.

YEAR	CLUB	W-L	ERA	G	GS	CG	SHO	SV	IP	H	R	ER	HR	HB	BB	SO	WP	BK
2012	GCL Red Sox	0-0	2.89	6	1	0	0	0	9.1	14	3	3	0	0	3	8	0	0
2013	GCL Red Sox	3-4	2.90	9	7	0	0	0	31.0	31	18	10	0	1	8	29	5	0
Minor Lg. Totals		3-4	2.90	15	8	0	0	0	40.1	45	21	13	0	1	11	37	5	0

FERNANDEZ, Jeffry Aneudy

RHP

HT: 6'3"; **WT:** 180; **BATS:** Right; **THROWS:** Right; **BORN:** 3/25/1993 in San Francisco De Macoris, DR; **RESIDES:** San Francisco De Macoris, DR; **SIGNED BY:** Manny Naita; **ACQUIRED:** Signed by the Red Sox as an international free agent, 2/21/2011.

2013: Missed entire season on the DL...**2012:** Made just 2 appearances with the Gulf Coast Red Sox before being placed on the DL for the remainder of the season...**2011:** Made pro debut with the Dominican Summer League Red Sox...Allowed 2 earned runs on 8 hits and 5 walks over 17.0 innings (1.06 ERA) in 1st 4 starts of the season from 5/31-6/19.

YEAR	CLUB	W-L	ERA	G	GS	CG	SHO	SV	IP	H	R	ER	HR	HB	BB	SO	WP	BK
2011	DSL Red Sox	0-2	4.20	12	12	0	0	0	40.2	34	20	19	1	4	25	20	7	0
2012	GCL Red Sox	0-0	5.68	2	1	0	0	0	6.1	10	5	4	0	1	3	3	1	0
2013																		
Minor Lg. Totals		0-2	4.40	14	13	0	0	0	47.0	44	25	23	1	5	28	23	8	0

FLORES, Raymel

SS

HT: 5'9"; **WT:** 155; **BATS:** Switch; **THROWS:** Right; **BORN:** 9/22/1994 in San Pedro de Macoris, DR; **RESIDES:** San Pedro de Macoris, DR; **SIGNED BY:** Craig Shipley; **ACQUIRED:** Signed by the Red Sox as an international free agent, 7/9/2011.

2013: Made his U.S. debut, playing the majority of the season with the Gulf Coast Red Sox (49 G)...Hit .303 (10-for-33) against left-handed pitching with the GCL Sox...Promoted to Short-A Lowell on 9/2 for 1 game...**2012:** Tied for the Red Sox minor league lead with 8 triples in his pro debut with the Dominican Summer League Red Sox...Hit .300 (12-for-40) with RISP...Scored a season-high 3 runs on 6/2 at the DSL Mets...Knocked 4 hits including 2 triples on 6/12 at the DSL Yankees2...Walked 4 times on 6/23 at the DSL Yankees2.

YEAR	CLUB	AVG	G	AB	R	H	2B	3B	HR	RBI	SH	SF	HP	BB	SO	SB	CS	E
2012	DSL Red Sox	.254	37	138	26	35	3	8	0	18	1	1	9	23	40	4	3	13
2013	GCL Red Sox	.185	49	135	15	25	5	4	0	13	1	3	4	22	41	9	6	7
	Lowell	.000	1	0	1	0	0	0	0	0	0	0	0	1	0	1	0	0
Minor Lg. Totals		.220	87	273	42	60	8	12	0	31	2	4	13	46	81	14	9	20

GARCIA, Carlos Eduardo

LHP

HT: 6'0"; **WT:** 170; **BATS:** Left; **THROWS:** Left; **BORN:** 12/15/1994 in Barcelona, VZ; **RESIDES:** Barcelona, VZ; **SIGNED BY:** Fernando Veracierto; **ACQUIRED:** Signed by the Red Sox as an international free agent, 7/2/2011.

2013: Posted a 2.63 ERA (18 ER/61.2 IP) with 51 strikeouts over 61.2 innings (14 G, 13 GS) in his 2nd season with the Dominican Summer League Red Sox...Held opponents to a .168 AVG, the 2nd-lowest mark in the DSL...**2012:** Pitched exclusively in relief (13 G) in his pro debut for the DSL Red Sox.

YEAR	CLUB	W-L	ERA	G	GS	CG	SHO	SV	IP	H	R	ER	HR	HB	BB	SO	WP	BK
2012	DSL Red Sox	1-3	6.23	13	0	0	0	1	30.1	38	29	21	2	1	15	19	6	0
2013	DSL Red Sox	4-3	2.63	14	13	0	0	0	61.2	35	21	18	3	9	23	51	8	0
Minor Lg. Totals		5-6	3.82	27	13	0	0	1	92.0	73	50	39	5	10	38	70	14	0

GARCIA, Edwar Bacilio

RHP

HT: 6'4"; **WT:** 175; **BATS:** Right; **THROWS:** Right; **BORN:** 11/19/1993 in Santo Domingo, DR; **RESIDES:** Santo Domingo, DR; **SIGNED BY:** Manny Naita; **ACQUIRED:** Signed by the Red Sox as an international free agent, 9/27/2010.

2013: Pitched 2 games in the Dominican Summer League before a promotion to the Gulf Coast League on 5/31, where he spent the remainder of the season...Posted a 0.71 ERA (1 ER/12.2 IP) as a starter with the GCL Sox...Led the league in ERA from 6/25-7/23 (0.79) after allowing 1 run or fewer in 8 consecutive games...**2012:** Made the 2nd-most starts on the DSL Red Sox (14) and ranked 3rd on the club in strikeouts (33)...**2011:** Posted a 2.68 ERA (14 ER/47.0 IP) with 41 SO in his pro debut for the DSL Sox.

YEAR	CLUB	W-L	ERA	G	GS	CG	SHO	SV	IP	H	R	ER	HR	HB	BB	SO	WP	BK
2011	DSL Red Sox	2-4	2.68	13	13	0	0	0	47.0	39	20	14	0	10	29	41	7	0
2012	DSL Red Sox	1-2	4.04	14	14	0	0	0	49.0	44	33	22	1	5	30	33	2	0
2013	DSL Red Sox	1-0	5.14	2	0	0	0	0	7.0	6	4	4	1	0	2	7	0	0
	GCL Red Sox	4-1	3.65	15	3	0	0	0	44.1	32	19	18	1	4	25	41	4	0
Minor Lg. Totals		8-7	3.54	44	30	0	0	0	147.1	121	76	58	3	19	86	122	13	0

Minor League Players, Continued

GARCIA, Jason Emilio

RHP

HT: 6'0"; **WT:** 185; **BATS:** Right; **THROWS:** Right; **BORN:** 11/21/1992 in Bronx, NY; **RESIDES:** Land O' Lakes, FL; **SIGNED BY:** Anthony Turco; **ACQUIRED:** Red Sox 19th pick (17th round, 533rd overall) in the 2010 June Draft.

2013: Only appeared in 9 games for Single-A Greenville after being placed on the DL on 5/19 for the remainder of the season...Struck out 8.92 batters per 9.0 innings (36 SO/36.1 IP)...**2012:** Made his full-season debut with Greenville, leading the club with 115.1 innings over 28 appearances, including a team-high tying 22 starts...Also placed among Drive leaders in wins (3rd, 6) and strikeouts (2nd, 95)...Held left-handed opponents to a .231 AVG (39-for-169) and 9 extra-base hits...Posted a 3.80 ERA (9 ER/21.1 IP) with 19 SO in 6 relief appearances...Converted 1st career save with 4.0 scoreless innings of relief on 4/8 vs. Lakewood...Induced a season-high 3 double plays on 8/22 vs. Augusta...**2011:** Ranked among Short-A Lowell leaders in wins (T-2nd, 3) and starts (3rd, 13)...Held right-handed hitters to a .221 AVG (27-for-122)...Started the season 3-0 with a 1.13 ERA (3 ER/24.0 IP) through first 6 starts...**2010:** Pitched for the Gulf Coast League Red Sox in his 1st pro campaign...Held opponents to 2 earned runs or fewer in all 8 of his starts, posting a 2.67 ERA (8 ER/27.0 IP) in that role...Led the team with a 2.14 ground out-to-air out ratio (min. 5.0 IP)...Fanned a career-high 5 in 5.0 shutout frames for his 1st win on 8/18 at the GCL Orioles...**PERSONAL:** Led Land O' Lakes (FL) High School in wins (6), ERA (1.46), SO (107), and innings (62.1) as a senior in 2010.

YEAR	CLUB	W-L	ERA	G	GS	CG	SHO	SV	IP	H	R	ER	HR	HB	BB	SO	WP	BK
2010	GCL Red Sox	1-3	3.03	9	8	0	0	0	29.2	31	16	10	0	2	6	17	1	0
2011	Lowell	3-3	3.88	13	13	0	0	0	55.2	52	38	24	1	6	36	40	4	0
2012	Greenville	6-6	6.16	28	22	0	0	2	115.1	135	85	79	8	8	67	95	13	3
2013	Greenville	2-2	4.21	9	1	0	0	1	36.1	33	20	17	3	3	16	36	3	1
Minor Lg. Totals		12-14	4.94	59	44	0	0	3	237.0	251	159	130	12	19	125	188	21	4

GEDMAN, Matthew

1B

HT: 6'2"; **WT:** 205; **BATS:** Left; **THROWS:** Right; **BORN:** 9/26/1988 in Worcester, MA; **RESIDES:** Framingham, MA; **SIGNED BY:** Ray Fagnant; **ACQUIRED:** Red Sox 48th pick (45th round, 1372nd overall) in the 2011 June Draft.

2013: Spent the season with High-A Salem, hitting .279 (64-for-229) in 65 games, including .287 against right-handed pitching...Spent time on the DL from 6/13-23...Posted a .329 AVG (27-for-82) in August with 7 doubles, 2 homers, and 12 RBI...**2012:** Returned to Short-A Lowell and ranked 5th among club leaders in games (44) and RBI (21)...Batted .293 (12-for-41) with RISP...Knocked multiple hits in 4 of 5 games from 7/11-16...Collected a season-high 3 RBI on 7/24 at Vermont...**2011:** Hit .234 (46-for-197) in 55 games between the Gulf Coast League Red Sox, Lowell, and Double-A Portland in his pro debut...Ranked 2nd among GCL Red Sox qualifiers in AVG (.282) and tied for 3rd in walks (12)...Batted .349 (22-for-63) in 16 home games...Hit .458 (11-for-24) with runners on base and 2 outs in the GCL...Knocked 1st career home run on 7/18 at the GCL Rays...Sent to Lowell on 7/30, and played in 23 games...Transferred to Portland on 9/5 and went 0-for-3 vs. New Hampshire in the Sea Dogs final game of the season...**PERSONAL:** His father, Rich, a catcher for 13 major league seasons, including 11 with the Red Sox, is currently the hitting coach at Portland and was hitting coach for Matt at Lowell in 2011...Led the Atlantic-10 with a .402 AVG (76-for-189), and his 189 hits in a season were the 2nd most in University of Massachusetts-Amherst history...Earned 1st-Team All-Star selection by the New England Intercollegiate Baseball Association, named to the A-10 Baseball All-Conference 1st Team, and chosen as the National Collegiate Baseball Writers of America District I Player of the Year in 2011...Batted .334 (179-for-536) with 33 doubles, 4 triples, 14 homers, 94 RBI and 99 runs in 142 career games for the Minutemen...Was a 4-year letterwinner at Belmont Hill School.

YEAR	CLUB	AVG	G	AB	R	H	2B	3B	HR	RBI	SH	SF	HP	BB	SO	SB	CS	E
2011	GCL Red Sox	.282	31	117	14	33	5	1	2	15	1	0	2	12	17	1	0	8
	Lowell	.169	23	77	4	13	0	0	1	2	0	0	0	3	8	0	0	5
	Portland	.000	1	3	0	0	0	0	0	0	0	0	0	0	0	0	0	0
2012	Lowell	.206	44	155	18	32	4	0	3	21	0	2	3	12	19	3	0	9
2013	Salem	.279	65	229	30	64	12	0	7	31	0	1	1	19	33	6	0	5
Minor Lg. Totals		.244	164	581	66	142	21	1	13	69	1	3	6	46	77	10	0	27

GIBSON, Derrik C.

INF

HT: 6'1"; **WT:** 170; **BATS:** Right; **THROWS:** Right; **BORN:** 12/5/1989 in Seaford, DE; **RESIDES:** Seaford, DE; **SIGNED BY:** Chris Calcinio; **ACQUIRED:** Red Sox 4th pick (2nd round, 77th overall) in the 2008 June Draft.

2013: Played in 88 games with Double-A Portland, including 56 at 2B, 26 at SS, 1 at 3B, 1 in LF, 1 in RF, and 3 at DH...Hit at a .342 clip (27-for-79) against left-handed pitching...Was a .295 hitter (23-for-78) when leading off an inning...Recorded a season-high 4 hits on 8/9 vs. Bowie with 3 doubles and 3 RBI...Hit .355 (11-for-31, 2 2B, 4 RBI, 6 BB) over his final 9 games of the year from 8/22-9/1...Played for the Arizona Fall League Champion Surprise Saguaros after the season...**2012:** Led Portland in walks (44) and placed among club leaders in games (2nd, 115), at-bats (3rd, 405), runs (T-4th, 43), hits (4th, 91), triples (T-2nd, 3), and stolen bases (3rd, 14)...Posted a .962 fielding percentage (16 E/419 TC) at SS...Went 5-for-16 (.313) with the bases loaded...Selected as the Red Sox Minor League Base Stealer of the Month for May after swiping 6 bases in 7 opportunities...Hit .359 (28-for-78) over a 25-game stretch from 5/7-6/2, the 3rd-highest AVG in the Eastern League in that span...**2011:** Led High-A Salem with 128 games and 48 walks and ranked 2nd on the team with 445 at-bats, 56 runs, 107 hits, and 24 stolen bases...Led Carolina League SS with a .966 fielding percentage (19 E/562 TC)...Selected as the Red Sox Minor League Defensive Player of the Month for May...Reached base safely in 19 straight road contests from 7/14-9/2, the 5th-longest such streak in the CL...Rated by *Baseball America's* 2012 Best Tools survey as being the best athlete in the Red Sox system...**2010:** Led Single-A Greenville in walks (61) and ranked among club leaders

Player Development

Minor League Players, Continued

in runs (2nd, 77), hits (3rd, 112), and stolen bases (3rd, 39)...His 39 steals ranked 3rd in the Sox system...Led the South Atlantic League with a .960 fielding pct. (22 E/545 TC) at SS...Reached base safely in 19 straight games, 7/30-8/20...**2009:** Played SS (38 G) and 2B (30 G) for Short-A Lowell...Was the AL's starting 2B in the New York-Penn League All-Star Game...Named Red Sox Minor League Base Runner of the Year, leading the NYPL with 54 runs...Stole 28 bases, 2nd in the Red Sox system and 3rd in the NYPL...Ranked 6th among Sox farmhands in batting (.290)...Drew a club-high 39 walks, 6th in the league...Tied for the club lead and tied for 4th in the NYPL with 74 hits...Selected as Red Sox Minor League Offensive Player of the Month for June, Base Stealer for July and Base Runner for August/September...Hit .250 (3-for-12) in 3 playoff games...Following the season, ranked as the No. 10 prospect and No. 8 position player in the Boston system and the No. 15 prospect in the NYPL by *Baseball America*...**2008:** Hit .248 (32-for-129) with 12 RBI with the Gulf Coast Red Sox and Lowell...Saw time at 3B, 2B, and SS...Successful in all 16 stolen base attempts...Appeared in 1 playoff game for Lowell...Following the season, rated by *Baseball America* as the fastest base runner in the Sox system...**PERSONAL:** Was a 2-time Delaware High School Player of the Year and 3-time All-State at Seaford Senior High School...Named a 2008 *Baseball America* 1st-Team High School All-American.

YEAR	CLUB	AVG	G	AB	R	H	2B	3B	HR	RBI	SH	SF	HP	BB	SO	SB	CS	E
2008	GCL Red Sox	.309	27	94	15	29	6	1	0	9	1	1	3	14	18	14	0	4
	Lowell	.086	14	35	4	3	0	0	0	3	0	1	1	6	11	2	0	3
2009	Lowell	.290	67	255	54	74	15	4	0	25	2	1	6	39	42	28	5	17
2010	Greenville	.230	122	487	77	112	22	3	2	40	7	4	6	61	101	39	7	22
2011	Salem	.240	128	445	56	107	20	3	1	30	9	2	6	48	86	24	9	19
2012	Portland	.225	115	405	43	91	13	3	0	26	1	2	3	44	93	14	5	18
2013	Portland	.250	88	260	40	65	16	1	2	22	6	2	3	37	61	12	5	11
Minor Lg. Totals		.243	561	1981	289	481	92	15	5	155	26	13	28	249	412	133	31	94

GOETZE, Patrick Wilson (Pat)

RHP

HT: 6'6"; **WT:** 200; **BATS:** Right; **THROWS:** Right; **BORN:** 3/3/1994 in Raleigh, NC; **RESIDES:** Zebulon, NC; **SIGNED BY:** Pat Portugal; **ACQUIRED:** Red Sox 36th pick (36th round, 1,073rd overall) in the 2013 June Draft.

2013: Made his pro debut with the Gulf Coast Red Sox...3 of 4 appearances were scoreless...**PERSONAL:** Drafted by the Red Sox in the 36th round of the 2013 June Draft out of Wake County (NC) Home School.

YEAR	CLUB	W-L	ERA	G	GS	CG	SHO	SV	IP	H	R	ER	HR	HB	BB	SO	WP	BK
2013	GCL Red Sox	1-1	3.00	4	1	0	0	0	6.0	3	2	2	0	1	1	4	0	0

GOMEZ, Sergio Andres

RHP

HT: 6'3"; **WT:** 155; **BATS:** Right; **THROWS:** Right; **BORN:** 6/8/1992 in Cartagena, Colombia; **RESIDES:** Cartagena, Colombia; **SIGNED BY:** Santiago Prada; **ACQUIRED:** Signed by the Red Sox as an international free agent, 11/21/2009.

2013: In 15 games between Short-A Lowell and Single-A Greenville, went 4-4 with a 2.08 ERA (18 ER/78.0 IP)...Named to the New York-Penn League Mid-Season All-Star Team...Allowed 1 run or fewer in 7 of 10 games with the Spinners...From 6/17-8/7 ranked among NYPL leaders in ERA (2nd, 1.60), strikeouts (T-1st, 55), and innings (7th, 50.2)...Promoted to Greenville on 8/15...Finished the season with 12.0 scoreless innings over his last 2 starts from 8/28-9/2...**2012:** Returned to the Gulf Coast League and led the GCL in innings (57.1), WHIP (0.94), and opponent AVG (.210), while placing 2nd among leaders in ERA (2.83) and strikeouts (56)...Also paced the GCL Red Sox with 5 wins and ranked 3rd with 8 starts...Held left-handed batters to a .117 AVG (7-for-60)...Surrendered 3 hits in 22 opponent at-bats (.136) with RISP and 2 outs...Went at least 4.0 innings in 11 of 12 appearances in the GCL...Recorded 6 or more SO in 6 outings...Posted a 2.10 ERA (7 ER/30.0 IP) in 6 appearances (5 GS) in July...Allowed 2 hits over 6.0 scoreless frames on 8/10 at the GCL Twins...Promoted to Lowell on 8/30 and made 1 start with the Spinners...**2011:** Ranked 2nd on the GCL Red Sox, 3rd among Sox minor leaguers and 7th in the league in ERA (2.68)...Placed 2nd on the club and 5th in the GCL in WHIP (1.07) among qualifiers...Also placed among team leaders in starts (T-1st, 11), innings (2nd, 50.1), and strikeouts (2nd, 37)...Held right-handed opponents to a .209 AVG (24-for-115)...Made only relief appearance on 6/27 vs. the GCL Rays...**2010:** Tied for the GCL lead with 12 starts, tops on the GCL Red Sox...Recorded 29 strikeouts in 29.2 innings...Did not allow an earned run in 5.1 innings over 2 starts against the GCL Orioles.

YEAR	CLUB	W-L	ERA	G	GS	CG	SHO	SV	IP	H	R	ER	HR	HB	BB	SO	WP	BK
2010	GCL Red Sox	0-4	6.37	13	12	0	0	0	29.2	32	26	21	2	4	14	29	4	0
2011	GCL Red Sox	1-3	2.68	12	11	0	0	0	50.1	38	18	15	4	2	16	37	5	3
2012	GCL Red Sox	5-4	2.83	12	8	0	0	0	57.1	44	22	18	4	2	10	56	6	0
	Lowell	0-0	3.60	1	1	0	0	0	5.0	4	2	2	1	0	1	4	1	0
2013	Lowell	3-1	1.60	10	5	0	0	0	50.2	40	10	9	2	2	14	55	2	0
	Greenville	1-3	2.96	5	5	0	0	0	27.1	21	10	9	2	3	10	25	6	0
Minor Lg. Totals		10-15	3.02	53	42	0	0	0	220.1	179	88	74	15	13	65	206	24	3

GRAGNANI, Reed Andrew

2B

HT: 5'11"; **WT:** 180; **BATS:** Switch; **THROWS:** Right; **BORN:** 9/5/1990 in Richmond, VA; **RESIDES:** Richmond, VA; **SIGNED BY:** Chris Calcano; **ACQUIRED:** Red Sox 21st pick (21st round, 623rd overall) in the 2013 June Draft.

2013: Split 1st pro season between Short-A Lowell (14 G) and Single-A Greenville (38 G)...Posted a .321 AVG (18-for-56) against left-handed pitching overall...Hit .333 (16-for-48) with the Spinners before a 7/10 promotion to Greenville...Finished the 2013 campaign on an 8-game hit streak, going 12-for-36 (.333) with 6 doubles, 3 RBI, and 2 walks...**PERSONAL:** Earned 1st-Team All-Atlantic Coast Conference honors at 2B and named to the ACC All-Tournament Team as a senior at the University

Minor League Players, Continued

of Virginia in 2013...Hit .304 (66-for-217) on the season with 11 doubles, 3 triples, 3 homers, and 49 RBI...Hit .362 in 2012, starting 19 games...Selected by the Red Sox in the 27th round of the 2009 June Draft but did not sign.

YEAR	CLUB	AVG	G	AB	R	H	2B	3B	HR	RBI	SH	SF	HP	BB	SO	SB	CS	E
2013	Lowell	.333	14	48	2	16	4	0	0	4	0	1	3	4	4	4	0	1
	Greenville	.259	38	147	23	38	8	0	1	16	2	3	6	13	22	2	2	4
Minor Lg. Totals		.277	52	195	25	54	12	0	1	20	2	4	9	17	26	6	2	5

GRAVEL, Simon

C

HT: 6'2"; **WT:** 190; **BATS:** Right; **THROWS:** Right; **BORN:** 5/19/1994 in Montreal, QC; **RESIDES:** Montreal, QC; **SIGNED BY:** Chris Pritchett; **ACQUIRED:** Signed by the Red Sox as a non-drafted free agent, 7/13/2013.

2014: Will be 1st pro season.

GROVER, Taylor Wayne

RHP

HT: 6'3"; **WT:** 195; **BATS:** Right; **THROWS:** Right; **BORN:** 4/22/1991 in Augusta, SC; **RESIDES:** North Augusta, SC; **SIGNED BY:** Pat Portugal; **ACQUIRED:** Red Sox 10th pick (10th round, 293rd overall) in the 2013 June Draft.

2013: Posted a 2.62 ERA (7 ER) over 24.0 innings in his pro debut with Short-A Lowell...15 appearances all came in relief...Converted only save opportunity of the season on 6/24 at Vermont...Had 7 consecutive scoreless outings (11.2 IP) from 7/31-9/1...**PERSONAL:** Recorded a team-high 11 saves while posting a 0.92 ERA (3 ER/29.1 IP) as a junior for the University of South Carolina Aiken in 2013.

YEAR	CLUB	W-L	ERA	G	GS	CG	SHO	SV	IP	H	R	ER	HR	HB	BB	SO	WP	BK
2013	Lowell	0-3	2.63	15	0	0	0	1	24.0	20	7	7	1	2	5	18	1	0

GUERRA, Javier Alexis

SS

HT: 5'11"; **WT:** 145; **BATS:** Left; **THROWS:** Right; **BORN:** 9/25/1995 in David, Panama; **RESIDES:** Dolega, Panama; **SIGNED BY:** Cristobal Garibaldo; **ACQUIRED:** Signed by the Red Sox as an international free agent, 7/2/2012.

2013: In his 1st pro season with the Dominican Summer League Red Sox, had a .356 OBP (52-for-210, 33 BB, 3 HBP)...Posted a .954 fielding percentage (14 E/303 TC) in 59 games at SS.

YEAR	CLUB	AVG	G	AB	R	H	2B	3B	HR	RBI	SH	SF	HP	BB	SO	SB	CS	E
2013	DSL Red Sox	.248	60	210	27	52	9	0	0	23	6	1	3	33	40	7	4	14

GUERRERO, Dreilly Marino

INF/OF

HT: 5'11"; **WT:** 162; **BATS:** Switch; **THROWS:** Right; **BORN:** 12/10/1990 in Higüey, DR; **RESIDES:** Higüey, DR; **SIGNED BY:** Manny Nanita; **ACQUIRED:** Signed by the Red Sox as an international free agent, 6/3/2009.

2013: Spent entire season with Single-A Greenville where he appeared in 56 games...Stole 5 bases in 7 attempts (71.4%)...Spent time on the DL from 5/20-31...**2012:** Hit .256 (56-for-219) in 59 games between Greenville and Short-A Lowell...Saw time at LF (22 G), RF (4 G), SS (15 G), 3B (9 G), and 2B (8 G), making a combined 9 errors in 179 total chances (.950%)...Batted .348 (23-for-66) against southpaws between both stops...Ranked 4th on the Spinners with 11 stolen bases and 8 doubles (tied)...Swiped a pair of bases on 6/21 at Connecticut...Knocked a season-high 4 hits on 8/4 at Staten Island...**2011:** Tied for 3rd on the Gulf Coast League Red Sox with 3 triples...Hit in 6 straight games from 8/9-18...Saw time at 2B (13 G), 3B (12 G), SS (5 G), 1B (1 G), RF (3 G), and LF (1 G)...**2010:** Returned to the Dominican Summer League and ranked among league leaders with club-high marks in runs (T-2nd, 50) and at-bats (3rd, 263)...Also paced the DSL Sox in games (71), doubles (13), and stolen bases (23)...Also ranked among club leaders in RBI (2nd, 38), total bases (2nd, 91), triples (T-2nd, 5), hits (3rd, 65), and SLG (3rd, .346)...Saw time in LF (25 G), RF (4 G), CF (3 G), 3B (19 G), SS (14 G), and 2B (1 G)...**2009:** Split time between OF (24 G) and INF (15 G) in his pro debut with the DSL Red Sox.

YEAR	CLUB	AVG	G	AB	R	H	2B	3B	HR	RBI	SH	SF	HP	BB	SO	SB	CS	E
2009	DSL Red Sox	.253	51	174	28	44	1	5	0	19	1	1	1	32	38	12	5	6
2010	DSL Red Sox	.247	71	263	50	65	13	5	1	38	2	5	4	38	66	23	5	13
2011	GCL Red Sox	.173	35	98	12	17	4	3	0	8	4	1	0	7	34	3	1	10
2012	Lowell	.274	41	157	17	43	8	0	0	13	2	3	0	15	44	11	5	8
	Greenville	.210	18	62	7	13	2	0	0	7	2	0	1	3	21	0	0	1
2013	Greenville	.171	56	164	23	28	5	0	1	8	3	2	1	15	56	5	2	8
Minor Lg. Totals		.229	272	918	137	210	33	13	2	93	14	12	7	110	259	54	18	46

GUNKEL, Joseph Dillon (Joe)

RHP

HT: 6'6"; **WT:** 235; **BATS:** Right; **THROWS:** Right; **BORN:** 12/30/1991 in Boynton Beach, FL; **RESIDES:** Hershey, PA; **SIGNED BY:** Chris Calcano; **ACQUIRED:** Red Sox 18th pick (18th round, 533rd overall) in the 2013 June Draft.

2013: Made 1 appearance with the Gulf Coast League Red Sox on 7/3 (1.0 IP, 0 R) before a 7/6 promotion to Short-A Lowell...Went 5-for-5 in save opportunities with the Spinners, surrendering 3 earned runs in 20.0 relief innings (1.35 ERA)...Named to the New York-Penn League Mid-Season All-Star team...Held opponents scoreless in 13 of 14 appearances with Lowell...Led the NYPL with 11.1 scoreless frames from 7/6-8/6, allowing 3 hits and fanning 16 in that stretch...

PERSONAL: Won 7 of 11 starts and had a 2.44 ERA (21 ER/77.1 IP) for West Chester (PA) University in 2013...Tossed a team-high 9 complete games, including 5 shutouts...Named honorable mention All-Atlantic Region by the National Collegiate Baseball Writers' Association.

Player
Development

Minor League Players, Continued

GUNKEL, Joseph Dillon (Joe), Continued

YEAR	CLUB	W-L	ERA	G	GS	CG	SHO	SV	IP	H	R	ER	HR	HB	BB	SO	WP	BK
2013	GCL Red Sox	0-0	0.00	1	0	0	0	0	1.0	0	0	0	0	0	0	1	0	0
	Lowell	3-0	1.35	14	0	0	0	5	20.0	8	4	3	0	1	3	32	3	1
Minor Lg. Totals		3-0	1.29	15	0	0	0	5	21.0	8	4	3	0	1	3	33	3	1

GUZMAN, Franklin

OF

HT: 5'11"; **WT:** 185; **BATS:** Right; **THROWS:** Right; **BORN:** 2/4/1992 in Bayaguana, DR; **RESIDES:** Santo Domingo, DR; **SIGNED BY:** Victor Rodriguez, Jr.; **ACQUIRED:** Signed by the Red Sox as an international free agent, 9/22/2012.

2013: Appeared in a team-high 64 games for the Dominican Summer League Red Sox in his pro debut...Ranked among club leaders in hits (1st, 61), RBI (2nd, 31), total bases (2nd, 85), and stolen bases (3rd, 11).

YEAR	CLUB	AVG	G	AB	R	H	2B	3B	HR	RBI	SH	SF	HP	BB	SO	SB	CS	E
2013	DSL Red Sox	.254	64	240	34	61	8	5	2	31	0	3	4	22	44	11	5	3

HALEY, Justin

RHP

HT: 6'5"; **WT:** 230; **BATS:** Right; **THROWS:** Right; **BORN:** 6/16/1991 in Orangevale, CA; **RESIDES:** Orangevale, CA; **SIGNED BY:** Demond Smith; **ACQUIRED:** Red Sox 8th pick (6th round, 211th overall) in the 2012 June Draft.

2013: Posted the 8th-lowest ERA (3.68) among qualifying Red Sox minor league pitchers with Single-A Greenville...Ranked among South Atlantic League leaders in opponents average (5th, .219) and strikeouts per 9.0 innings (3rd, 8.80)...Led the Drive in innings (124.2) and wins (tied, 7), while finishing 2nd on the club in SO (124)...Went 2-1 with a 2.88 ERA (8 ER/25.0 IP) in 5 July starts...**2012:** Made his pro debut with Short-A Lowell, tying for 2nd on the club with 12 starts...Did not throw more than 3.0 innings in any outing...Held opponents to 1 earned run or fewer in 12 of 13 appearances...Posted a 0.89 ERA (2 ER/20.1 IP) over his first 8 starts from 7/2-8/6, tied for the lowest mark among New York-Penn League hurlers in that span (min. 20.0 IP)...Fanned a season-high 6 batters on 7/27 vs. Williamsport...**PERSONAL:** Went 8-4 with a 3.08 ERA (43 ER/125.2 IP) and 122 SO in 31 appearances (17 GS) over 2 seasons at Fresno State (2011-12)...Earned 2nd-Team All-Western Athletic Conference honors in 2012.

YEAR	CLUB	W-L	ERA	G	GS	CG	SHO	SV	IP	H	R	ER	HR	HB	BB	SO	WP	BK
2012	Lowell	0-1	1.89	13	12	0	0	0	33.1	23	11	7	1	2	16	33	2	0
2013	Greenville	7-11	3.68	26	24	0	0	0	124.2	97	64	51	10	0	74	124	10	2
Minor Lg. Totals		7-12	3.30	39	36	0	0	0	158.0	120	75	58	11	2	90	157	12	2

HELLER, Kevin Francis

OF

HT: 5'10"; **WT:** 195; **BATS:** Right; **THROWS:** Right; **BORN:** 9/12/1989 in Brooklyn, NY; **RESIDES:** Brooklyn, NY; **SIGNED BY:** Ray Fagnant; **ACQUIRED:** Red Sox 42nd pick (40th round, 1,231st overall) in the 2012 June Draft.

2013: Spent time with Single-A Greenville (35 G), High-A Salem (3 G), and Double-A Portland (7 G), combining for a .219 AVG (32-for-146)...Hit .308 (12-for-39) during June while with the Drive...**2012:** Batted .290 (18-for-62) over 19 games between the Gulf Coast League Red Sox and Short-A Lowell in his pro debut...Appeared at all 3 OF positions...Began the season in the GCL and hit safely in 9 of 12 games before being promoted on 8/30...Knocked a pair of homers on 9/5 at Brooklyn, his 1st professional longballs...**PERSONAL:** Hit .374 (40-for-107) in 2012 as a senior at Division 3 Amherst College...Finished his career as the school's all-time leader in hits (172), runs (136), RBI (126), and total bases (275), and tied for the most home runs (18).

YEAR	CLUB	AVG	G	AB	R	H	2B	3B	HR	RBI	SH	SF	HP	BB	SO	SB	CS	E
2012	GCL Red Sox	.263	12	38	11	10	3	0	2	0	0	0	0	6	8	0	1	1
	Lowell	.333	7	24	3	8	2	0	2	3	1	0	0	2	7	2	0	1
2013	Greenville	.248	35	117	12	29	3	2	10	0	0	5	10	33	4	0	3	
	Salem	.000	3	9	0	0	0	0	0	0	0	0	0	0	4	0	0	0
	Portland	.150	7	20	1	3	1	0	0	3	0	0	0	3	6	1	0	6
Minor Lg. Totals		.240	64	208	27	50	9	2	4	18	1	0	5	21	58	7	1	11

HENRY, Justin

INF/OF

HT: 6'2"; **WT:** 190; **BATS:** Left; **THROWS:** Right; **BORN:** 4/30/1985 in Houston, TX; **RESIDES:** Vicksburg, MS; **SIGNED BY:** Jim Rough (Tigers); **ACQUIRED:** From Detroit in exchange for 2B Jeff Koburns, 12/6/2012.

2013: Spent his 1st season in the Red Sox organization with Triple-A Pawtucket where he ranked among team leaders in hits (2nd, 102), runs (6th, 43), hits (T-6th, 75), doubles (5th, 17), and stolen bases (4th, 9)...Appeared at 2B (44 G), DH (35 G), CF (20 G), LF (16 G), 3B (12 G), and 1B (1 G)...Posted a .325 AVG (27-for-83) in day games versus a .175 mark at night...Led the PawSox and tied for 11th in the International League with a .333 AVG (28-for-84) in his first 24 games from 4/4-5/4...After that point, hit just .172 (47-for-273)...**2012:** Ranked among IL leaders with 143 hits (3rd), a .372 OBP (6th), and a .300 AVG (7th) for Detroit's Triple-A Toledo club...Ranked 4th among DET farmhands in AVG and ranked 5th with 22 stolen bases...Drew 54 walks and struck out 65 times for 3rd-best walk-to-strikeout ratio (0.83) among IL batting qualifiers...Led the club with 67 games in CF and also appeared at 2B (25 G), 3B (37 G), LF (3 G), and RF (3 G)...Ranked 3rd in the IL with a .345 AVG (39-for-113) over August and September...Earned IL Player of the Week honors for 8/20-26, batting .538 (14-for-26)...Closed out the year 22-for-41 (.537) over his last 11 games beginning 8/21...Following the season, hit .267 (23-for-86) in 26 games for Zulia in the Venezuelan Winter League...Traded to the Red Sox on 12/6 in exchange for 2B Jeff Koburns...**2011:** Spent most of the season with Double-A Erie and was named the SeaWolves

Minor League Players, Continued

Player of the Year...Named to the Eastern League's Mid-Season All-Star squad...Also played 6 games for Toledo...Combined .314 AVG (124-for-395) ranked 3rd among DET farmhands while 23 stolen bases tied for 2nd in the system...Ranked 2nd in the EL with a .410 OBP and 6th with a .309 AVG...Garnered Tigers Minor League Player of the Month honors for May after batting .340 (34-for-100, 6 2B, 3B, 9 RBI, 15 BB) in 29 games...Tabbed EL Player of the Week for 5/9-15 after hitting .464 (13-for-28)...Compiled a season-best 11-game hit streak from 7/27-8/9, batting .405 (17-for-42) during that stretch...Promoted to Toledo on 8/26 for 2 games before returning to Erie on 8/28...Transferred back to Toledo for the remainder of the season on 9/1...Had a .328 AVG (65-for-198) in 52 games with Aguilas in the Venezuelan Winter League following the season...**2010:** Split season between Erie and Toledo, combining for a .264 AVG (94-for-356)...Hit .348 (16-for-46) in 17 June games with Erie before a 6/24 promotion to Toledo for 5 games...Returned to Toledo for the remainder of the season on 7/21...**2009:** Spent entire season with High-A Lakeland, ranking 5th in the Tigers farm system with a team-high 22 stolen bases...Hit .257 (109-for-424) in 116 games and walked more times (45) than he struck out (40)...**2008:** Named Single-A West Michigan's Player of the Year...Set career-highs with 74 runs scored, 27 stolen bases, and 171 total bases...**2007:** Led Tigers system with a .340 AVG (85-for-250) for Short-A Oneonta in 1st pro campaign...Selected to the New York-Penn League's Mid-Season All-Star squad...**PERSONAL:** Led the University of Mississippi with a .381 AVG (99-for-260) as a junior in 2007...Notched 14 doubles, 8 triples, 38 RBI, and 22 stolen bases in 65 games...Named All-Tournament at the Southeastern Conference Tournament.

YEAR	CLUB	AVG.	G	AB	R	H	2B	3B	HR	RBI	SH	SF	HB	BB	SO	SB	CS	E
2007	Oneonta	.340	67	250	49	85	11	2	1	31	4	4	5	33	22	14	7	9
2008	W. Michigan	.295	120	475	74	140	24	2	1	46	7	3	3	44	36	27	7	19
2009	Lakeland	.256	116	424	56	109	14	4	0	43	6	1	2	45	40	22	7	8
2010	Erie	.260	67	200	28	52	12	2	1	15	4	1	0	36	40	9	6	7
	Toledo	.269	44	156	18	42	8	1	0	14	2	2	1	18	25	9	4	1
2011	Erie	.309	113	376	52	116	24	6	0	46	3	2	4	62	52	21	8	9
	Toledo	.421	6	19	5	8	2	0	0	1	0	0	0	3	2	2	1	2
2012	Toledo	.300	131	476	72	143	14	5	1	38	5	5	3	54	65	22	12	8
2013	Pawtucket	.210	102	357	43	75	17	2	2	36	4	4	4	40	57	9	5	4
Minor League Totals		.282	766	2733	397	770	126	24	6	270	35	22	22	335	339	135	57	67

HERAS, Keivin Anderson

RHP

HT: 6'1"; **WT:** 160; **BATS:** Right; **THROWS:** Right; **BORN:** 9/21/1994 in San Felipe, VZ; **RESIDES:** San Felipe, VZ; **SIGNED BY:** Ernesto Gomez and Craig Shipley; **ACQUIRED:** Signed by the Red Sox as an international free agent, 7/2/2011.

2013: Made his domestic debut with the Gulf Coast League Red Sox, going 2-0 with a 3.29 ERA (15 ER/41.0 IP) in 11 appearances...Allowed 4 earned runs over his final 25.2 innings (1.40 ERA)...**2012:** Named the Red Sox Minor League Latin Program Pitcher of the Year after leading the Dominican Summer League Red Sox in wins (tied, 6) and innings (62.0)...Selected as a DSL All-Star in his pro debut...Held opponents to 1 earned run or fewer in 9 of his 13 starts...Also tossed at least 5.0 innings in 9 outings...Went 4-0 and posted a 0.71 ERA (3 ER/38.0 IP) over his 1st 8 starts from 6/4-7/18, the 2nd lowest ERA in the DSL in that span.

YEAR	CLUB	W-L	ERA	G	GS	CG	SHO	SV	IP	H	R	ER	HR	HB	BB	SO	WP	BK
2012	DSL Red Sox	6-1	2.03	13	13	0	0	0	62.0	46	15	14	2	8	20	30	5	1
2013	GCL Red Sox	2-0	3.29	11	6	0	0	0	41.0	42	18	15	1	7	8	24	1	0
Minor Lg. Totals		8-1	2.53	24	19	0	0	0	103.0	88	33	29	3	15	28	54	6	1

HERNANDEZ, Chris

LHP

HT: 6'2"; **WT:** 195; **BATS:** Left; **THROWS:** Left; **BORN:** 12/14/1988 in Miami, FL; **RESIDES:** Miami Lakes, FL; **SIGNED BY:** Laz Gutierrez; **ACQUIRED:** Red Sox 9th pick (7th round, 233rd overall) in the 2010 June Draft.

2013: Spent majority of season with Triple-A Pawtucket, appearing in 24 games (16 GS)...Went 3-0 with a 3.03 ERA (11 ER/32.2 IP) in May...Transferred to Portland on 8/2, allowing 6 earned runs in 33.0 innings (1.64 ERA) to finish the season...Tossed 7.0 scoreless innings of 3-hit ball for the win in his last start of the year on 8/30 vs. Trenton...**2012:** Ranked 2nd among full-season Red Sox qualifiers with a 3.26 ERA (53 ER/146.1 IP) over 26 games (25 GS) between Portland and Pawtucket...Began the season with the Sea Dogs and named to the Eastern League Mid-Season All-Star Team...Topped Portland hurlers (min. 80.0 IP) with a 3.13 ERA and 1.33 WHIP...Also ranked among Portland leaders in wins (T-3rd, 4), starts (2nd, 18), and innings (3rd, 103.2)...Promoted to Pawtucket on 7/20...**2011:** Named a Carolina League Regular- and Post-Season All-Star in his 1st full pro season with High-A Salem...Ranked 4th in the CL and 2nd among full-season Red Sox qualifiers with a 3.18 ERA (45 ER/127.1 IP)...Compiled a team-leading 10 wins, tying for 2nd in the system...Also placed among club leaders in SO (3rd, 80), starts (3rd, 25), and innings (2nd, 127.1)...Surrendered 1 earned run or fewer in 15 of 25 starts...**2010:** Made his pro debut with Short-A Lowell, appearing in 1 game...**PERSONAL:** Went 10-3 with a 2.64 ERA and 110 SO in 19 games (18 GS) as a junior with the University of Miami in 2010...That year, led the Hurricanes and ranked among Atlantic Coast Conference leaders in ERA (1st), wins (2nd), and SO (3rd)...Led Miami in wins (7), innings pitched (90.2), and strikeouts (93) in 2009...Named 2008 Freshman of the Year by *Baseball America* after going 11-0, the school's best-ever record for a freshman, with a 2.62 ERA while topping the team in wins (17), innings (112.2), and strikeouts (117).



Minor League Players, Continued

HERNANDEZ, Chris, Continued

YEAR	CLUB	W-L	ERA	G	GS	CG	SHO	SV	IP	H	R	ER	HR	HB	BB	SO	WP	BK
2010	Lowell	0-0	4.50	1	1	0	0	0	2.0	3	1	1	0	0	0	2	0	0
2011	Salem	10-7	3.18	25	25	1	0	0	127.1	112	53	45	8	6	51	80	6	0
2012	Portland	4-8	3.13	18	18	0	0	0	103.2	102	46	36	7	4	36	60	6	0
	Pawtucket	1-4	3.59	8	7	0	0	0	42.2	40	18	17	4	2	17	30	1	1
2013	Portland	2-0	1.64	5	5	0	0	0	33.0	28	8	6	0	0	8	19	0	0
	Pawtucket	3-9	5.72	24	16	0	0	0	102.1	130	76	65	12	3	51	61	7	1
Minor League Totals		20-28	3.72	81	72	1	0	0	411.0	415	202	170	31	15	163	252	20	2

HERNANDEZ, Jayson Edward

C

HT: 5'10"; **WT:** 200; **BATS:** Right; **THROWS:** Right; **BORN:** 9/2/1988 in Brooklyn, NY; **RESIDES:** Jackson, NJ; **SIGNED BY:** Ray Fagnan; **ACQUIRED:** Red Sox 43rd pick (41st round, 1,253rd overall) in the 2010 June Draft.

2013: Appeared in 60 games with Single-A Greenville, hitting .267 (55-for-206)...Posted a .333 AVG (18-for-54) against left-handed pitching...Threw out a team-high 26 of 86 attempted base stealers (30.2%)...Endured 2 trips to the DL (5/31-6/7, 8/26-9/19)...**2012:** Played in just 19 games between High-A Salem and Double-A Portland after missing most of the season on the DL...Threw out a combined 10 of 17 attempted base stealers (58.8%)...**2011:** Spent most of the season with Short-A Lowell and tallied 7 hit by pitches to lead the club...Threw out 18 of 48 attempted base stealers (37.5%) with the Spinners...Batted .317 (19-for-60) with 9 RBI and 10 runs in 17 games with Lowell in July...Transferred to the Drive on 8/18 and played in 1 game before being placed on the DL the next day, missing the rest of the season...**2010:** Played for Lowell in his pro debut...Threw out 11 of 28 attempted base stealers (39.3%)...Hit safely in 9 of his 1st 14 games at .262 (11-for-42) but went 1-for-16 (.063) the rest of the way...**PERSONAL:** Hit .312 with 4 home runs and 25 RBI in 46 games as a senior with Rutgers University in 2010...Was a high school teammate of fellow 2010 Red Sox draftee Anthony Ranaudo at St. Rose (NJ) High School.

YEAR	CLUB	AVG	G	AB	R	H	2B	3B	HR	RBI	SH	SF	HP	BB	SO	SB	CS	E
2010	Lowell	.207	21	58	4	12	0	0	0	4	2	1	2	7	9	1	0	4
2011	Lowell	.252	34	115	12	29	6	1	1	18	0	3	7	9	20	2	0	7
	Greenville	.333	1	3	1	1	0	0	0	0	0	0	0	0	1	0	0	0
2012	Salem	.125	12	40	2	5	3	0	0	1	0	0	0	1	6	0	0	2
	Portland	.190	7	21	0	4	1	0	0	3	0	0	0	1	10	0	0	1
2013	Greenville	.267	60	206	13	55	6	0	1	16	0	1	9	9	36	0	2	7
Minor Lg. Totals		.239	135	443	32	106	16	1	2	42	2	5	18	27	82	3	2	21

HILL, Richard Joseph (Rich) - See page 154

LHP

HINOJOSA, Dalier - See page 159

RHP

HISSEY, Peter McLeod (Pete)

OF

HT: 6'1"; **WT:** 180; **BATS:** Left; **THROWS:** Left; **BORN:** 1/17/1990 in Phoenixville, PA; **RESIDES:** West Chester, PA; **SIGNED BY:** Chris Calciano; **ACQUIRED:** Red Sox 6th pick (4th round, 142nd overall) in the 2008 June Draft.

2013: Appeared in 68 games with Double-A Portland, hitting .260 (68-for-262) with 15 doubles, 2 triples, 3 homers, 24 RBI, and 17 stolen bases...Was 1 of 3 Sea Dogs players with more than 15 doubles and 15 steals...**2012:** Spent the entire season at Portland, placing 2nd on the club with 15 stolen bases...Appeared at all 3 OF positions, making 3 errors in 112 total chances (.973%) with 6 assists...Batted .300 (18-for-60) with RISP...Hit .318 (14-for-44) with 5 doubles in 14 games in June after missing time on the DL from 4/14-6/10...**2011:** Returned to High-A Salem and led the club with a career-high 25 doubles and 27 stolen bases, ranking 3rd in at-bats (378) and hits (91)...Selected as the Red Sox Minor League Base Runner of the Month for April...Hit safely in 14 consecutive games at .367 (22-for-60, 8 2B) from 4/14-30, the 5th-longest streak in the Carolina League...Knocked a grand slam and drove in 5 RBI on 9/5 at Myrtle Beach...**2010:** Led Salem in stolen bases (25), tied for the club lead in triples (6) and finished 3rd in at-bats (444)...Appeared in 112 games, all in CF, and led all CL OF with 269 putouts...Named Red Sox Minor League Defensive Player of the Month for July...Batted .318 (14-for-44) over a 12-game hitting streak, 7/12-24...**2009:** Led Single-A Greenville with 22 stolen bases, 4th among Red Sox farmhands...Ranked 2nd on the team in hits (103), triples (6), and sac hits (4)...Appeared in CF (61 games), RF (25), and LF (21)...Ranked 2nd in the South Atlantic League with a .400 AVG (32-for-80) in August...Batted .410 (25-for-61) during a 14-game hit streak, 8/13-9/1...Hit .240 (6-for-25) in 6 postseason games...**2008:** Split his 1st pro season between the Gulf Coast League Red Sox and Short-A Lowell, combining to hit .255 (14-for-55) with 5 RBI...Was successful in all 9 stolen base attempts...Hit safely and stole at least 1 base in 5 straight games with Lowell, 8/31-9/4...Hit .154 (2-for-13) with a double, 2 walks, and a run in 3 playoff games for the Spinners...**PERSONAL:** Was a 4-year starter at Unionville (PA) High School, hitting over .500 during his final 3 seasons.

YEAR	CLUB	AVG	G	AB	R	H	2B	3B	HR	RBI	SH	SF	HP	BB	SO	SB	CS	E
2008	GCL Red Sox	.238	6	21	6	5	1	0	0	3	0	0	1	4	4	3	0	0
	Lowell	.265	9	34	3	9	0	0	0	2	0	0	0	5	11	6	0	2
2009	Greenville	.279	106	369	50	103	13	6	0	37	6	4	7	39	88	22	9	2
2010	Salem	.234	112	444	63	104	22	6	1	37	9	3	7	42	127	25	9	2
2011	Salem	.241	97	378	38	91	25	3	2	41	4	4	7	25	93	27	11	1
2012	Salem	.250	70	236	21	59	14	1	1	27	1	4	1	17	47	15	5	3
2013	Portland	.260	68	262	35	68	15	2	3	24	5	3	2	22	63	17	4	0
Minor Lg. Totals		.252	468	1744	216	439	90	18	7	171	25	18	25	154	433	115	38	10

Minor League Players, Continued

HUDSON, Bryan Nicholas

OF

HT: 6'1"; **WT:** 185; **BATS:** Left; **THROWS:** Right; **BORN:** 2/10/1995 in Atlanta, GA; **RESIDES:** Dacula, GA; **SIGNED BY:** Brian Moehler; **ACQUIRED:** Red Sox 15th pick (15th round, 443rd overall) in the 2013 June Draft.

2013: In his pro debut with the Gulf Coast League Red Sox, posted the 3rd-highest AVG among Red Sox minor leaguers (.304) and ranked 3rd in the GCL with a team-high .406 OBP...Paced the GCL Sox in AVG and walks (23)...Did not commit an error in 80 total chances between LF and CF...*Baseball America* named him the fastest base runner in the Red Sox' farm system...**PERSONAL:** Drafted by the Red Sox in the 15th round of the 2013 June Draft out of Mill Creek (GA) High School.

YEAR	CLUB	AVG	G	AB	R	H	2B	3B	HR	RBI	SH	SF	HP	BB	SO	SB	CS	E
2013	GCL Red Sox	.304	43	135	18	41	6	0	0	15	2	1	1	23	39	6	1	0

JEREZ, Williams A.

OF

HT: 6'4"; **WT:** 190; **BATS:** Left; **THROWS:** Left; **BORN:** 5/16/1992 in Santiago, DR; **RESIDES:** Brooklyn, NY; **SIGNED BY:** Ray Fagnant; **ACQUIRED:** Red Sox 5th pick (2nd round, 81st overall) in the 2011 June Draft.

2013: Returned to Short-A Lowell where he appeared in 38 games...Posted a .968 fielding percentage (2 E/62 TC) between RF and CF...**2012:** Played in 23 games with Lowell before being placed on the DL for the remainder of the year on 7/17...**2011:** Made pro debut with the Gulf Coast Red Sox on 7/16...Ranked among club leaders in triples (T-3rd, 3) and stolen bases (3rd, 5)...Hit safely in 11 of 12 games from 7/20-8/3 including a 7-game streak from 7/20-27 over which he batted .394 (13-for-33)...Went 3-for-4 with a season-high 4 RBI and 3 runs on 7/29 vs. the GCL Twins...**PERSONAL:** Attended Grand Street Campus (NY) High School...Led New York City's Public School Athletic League with a .692 AVG, 36 hits, .758 OBP, and 1.385 SLG in 2011...Tallied 5 homers, 32 RBI, and stole 26 bases.

YEAR	CLUB	AVG	G	AB	R	H	2B	3B	HR	RBI	SH	SF	HP	BB	SO	SB	CS	E
2011	GCL Red Sox	.248	32	129	12	32	2	3	0	12	4	1	1	6	33	5	3	0
2012	Lowell	.241	23	83	6	20	3	0	0	5	0	0	1	3	13	3	1	2
2013	Lowell	.176	38	119	6	21	5	1	0	8	2	0	1	3	23	4	1	2
Minor Lg. Totals		.221	93	331	24	73	10	4	0	25	6	1	3	12	69	12	5	4

JIMENEZ, Dedgar Alfonso

LHP

HT: 6'3"; **WT:** 240; **BATS:** Left; **THROWS:** Left; **BORN:** 3/6/1996 in Araure, VZ; **RESIDES:** Acarigua, VZ; **SIGNED BY:** Angel Escobar; **ACQUIRED:** Signed by the Red Sox as an international free agent, 7/28/2012.

2013: Named the Red Sox Latin Program Pitcher of the Year in his 1st pro campaign after going 4-3 with a 1.50 ERA (10 ER/60.0 IP) in 13 starts for the Dominican Summer League Red Sox...Ranked among league leaders in ERA (7th) and WHIP (4th, 0.90)...Held opponents to 1 earned run or fewer in 11 of his 13 starts...Led the team in starts (tied) and strikeouts (55).

YEAR	CLUB	W-L	ERA	G	GS	CG	SHO	SV	IP	H	R	ER	HR	HB	BB	SO	WP	BK
2013	DSL Red Sox	4-3	1.50	13	13	0	0	0	60.0	45	18	10	1	1	9	55	6	0

JIMENEZ, Elis Raul

RHP

HT: 6'2"; **WT:** 175; **BATS:** Right; **THROWS:** Right; **BORN:** 6/26/1992 in Valencia, VZ; **RESIDES:** Chirgua, VZ; **SIGNED BY:** Angel Escobar; **ACQUIRED:** Signed by the Red Sox as an international free agent, 11/10/2009.

2013: Allowed 1 earned run in 22.1 innings with the Gulf Coast League Red Sox, marking the lowest ERA (0.40) among club hurlers with at least 10.0 innings...Converted 7 of 8 save opportunities and finished 4th in the GCL with 17 games finished...Appeared in 4 games for Bravos de Margarita of the Venezuelan Winter League after the season...**2012:** Spent the season with the GCL Sox, tying for 4th on the club with 3 wins...Posted a 1.08 ERA (3 ER/25.0 IP) with 23 strikeouts in 7 appearances as a reliever...Held right-handed batters to a .218 AVG (17-for-78)...Converted only save opportunity on 7/13 vs. the GCL Orioles...Fanned a season-high 7 batters over 6.0 scoreless innings on 7/23 at the GCL Rays, his longest outing of the year...**2011:** Led the Dominican Summer League Red Sox in games (21), saves (6), and was tops in ERA (2.02) among club qualifiers...Also placed 3rd among DSL Red Sox qualifiers in WHIP (0.86)...Ranked 2nd among league qualifiers with 1.10 unintentional walks per 9.0 innings (6 BB/49.0 IP) and 4th with 8.27 base runners allowed per 9.0 innings...Tossed 12.1 scoreless innings over 6 consecutive relief appearances from 7/15-8/2...Tossed 4.1 hitless innings on 7/29 vs. the DSL Brewers...**2010:** Led the DSL Red Sox with 16 games and tied for the club lead with 4 saves...Went 4-for-4 in save opportunities...Tossed at least 2.0 innings in 12 of 16 relief appearances...Earned 1st career save on 6/10 vs. the DSL Pirates...Picked up 1st pro win after tossing 6.0 scoreless innings in relief on 8/10 vs. the DSL Indians.

YEAR	CLUB	W-L	ERA	G	GS	CG	SHO	SV	IP	H	R	ER	HR	HB	BB	SO	WP	BK
2010	DSL Red Sox	1-3	3.92	16	0	0	0	4	41.1	41	21	18	2	0	12	22	3	0
2011	DSL Red Sox	3-1	2.02	21	0	0	0	6	49.0	36	12	11	3	3	6	39	1	0
2012	GCL Red Sox	3-1	2.18	9	2	0	0	1	33.0	30	9	8	1	1	6	26	4	0
2013	GCL Red Sox	2-1	0.40	18	0	0	0	7	22.1	19	5	1	1	0	0	17	0	1
	Lowell	0-1	4.50	1	0	0	0	0	2.0	1	1	1	0	1	1	1	1	0
Minor Lg. Totals		9-7	2.38	65	2	0	0	18	147.2	127	48	39	7	5	25	105	9	1

Player
Development

Minor League Players, Continued

JOHNS, Bryan Patrick

INF

HT: 5'9"; **WT:** 180; **BATS:** Right; **THROWS:** Right; **BORN:** 11/18/1988 in Plano, TX; **RESIDES:** Nashville, TN; **SIGNED BY:** Danny Watkins; **ACQUIRED:** Signed by the Red Sox as a non-drafted free agent, 7/17/2011.

2013: Split the season between Single-A Greenville (21 G) and High-A Salem (19 G)...Appeared at 2B (18 G), SS (12 G), and 3B (10 G) between both levels...Spent time on the DL from 4/8-21...Promoted to Salem for his 1st of 2 stints with the club on 4/23...Returned to Greenville on 5/10 until moving back to Salem on 6/12, where he played until landing on the DL for the remainder of the season on 7/6...**2012:** Played the majority of the season at Greenville, ranking 3rd on the club with 50 walks...Appeared in a combined 62 games at 2B and 12 at SS...Batted .300 (15-for-50) with 6 doubles in 16 June games with the Drive...Knocked a season-high 3 doubles on 6/1 vs. Charleston...Transferred to Double-A Portland for 2 games from 6/14-16...Made pro debut at pitcher on 8/17 at Asheville, allowing 1 run on 2 hits in 1.0 inning of relief...Promoted to Salem on 8/30 and appeared in 2 games...**2011:** Made his pro debut on 7/20 and played in 19 games with the Gulf Coast Red Sox...Started 6 games at 3B, 5 at 2B, and 4 at SS...**PERSONAL:** Played 2 seasons at Vanderbilt University (2010-11)...Batted .370 with 13 doubles, and 22 RBI in 45 games in 1st year with the Commodores...Hit .434 with 23 doubles, 8 home runs, 22 stolen bases, and 78 RBI in 64 games for Howard (TX) College in 2008 and 2009...Won the Junior College National Championship in 2009.

YEAR	CLUB	AVG	G	AB	R	H	2B	3B	HR	RBI	SH	SF	HP	BB	SO	SB	CS	E
2011	GCL Red Sox	.151	19	53	6	8	1	0	0	3	0	1	1	2	14	1	1	3
2012	Greenville	.232	74	241	33	56	17	0	0	19	3	3	5	50	56	5	4	12
	Salem	.143	2	7	1	1	0	0	0	0	0	0	0	1	3	0	0	0
	Portland	.143	2	7	1	1	0	0	0	0	0	0	0	0	3	1	0	0
2013	Greenville	.181	21	72	8	13	0	1	2	14	2	2	1	7	21	1	1	2
	Salem	.186	19	59	6	11	2	0	0	5	1	0	4	5	15	1	0	3
Minor Lg. Totals		.205	137	439	55	90	20	1	2	41	6	6	11	65	112	9	6	20

JOHNSON, Christopher B. (Brian)

LHP

HT: 6'3"; **WT:** 225; **BATS:** Left; **THROWS:** Left; **BORN:** 12/7/1990 in Cocoa Beach, FL; **RESIDES:** Cocoa Beach, FL; **SIGNED BY:** Anthony Turco; **ACQUIRED:** Red Sox 2nd pick (1st round, 31st overall) in the June 2012 draft.

2013: Combined for a 2.54 ERA (24 ER/85.0 IP) between the Gulf Coast League Red Sox (2 GS), Single-A Greenville (15 GS), and High-A Salem (2 GS)...Started the year in Greenville, where he had 69 strikeouts in 69.0 innings and a 2.87 ERA (22 ER)...Posted a 2.02 ERA (11 ER/45.0 IP) and 0.93 WHIP in 9 starts from 5/20-8/19...Went on the DL from 6/4-7/21 and had a 2-game rehab stint with the GCL Sox...After 8/24 promotion to Salem, held opponents to 2 runs in 11.0 innings (1.64 ERA)...Started Game 2 of the Mills Cup Semifinals at Myrtle Beach en route to Salem's championship (4.0 IP, 3 R, 2 ER)...Ranked by *Baseball America* as the No. 14 prospect overall in the Red Sox' system and the 3rd-best LHP prospect after the season...**2012:** Made 4 starts with Short-A Lowell in his pro debut before going on the DL for the remainder of the season...**PERSONAL:** Went 22-12 with a 3.85 ERA (104 ER/243.1 IP) and 196 strikeouts in 49 appearances (46 GS) over 3 seasons at Florida, and also tallied a .324 AVG (155-for-478) with 29 doubles, 3 triples, 15 homers, and 91 RBI...Named a 1st-Team All-American by the National Collegiate Baseball Writers Association, selected as a 2nd-Team Louisville Slugger All-American, earned his 2nd straight 1st-Team All-SEC selection, and was a finalist for the John Olerud 2-Way Player of the Year Award as a junior in 2012...Was a member of the USA Collegiate National Team in 2010 and 2011, while also playing with Yarmouth-Dennis of the Cape Cod League in 2011...Named to the SEC's All-Freshman Team as both a starting pitcher and DH in 2010, and was chosen as a Freshman All-American by *Baseball America*...Named Florida Today Player of the Year and Brevard County Player of the Year as a junior in 2008 at Cocoa Beach High School...Originally selected in the 27th round of the 2009 June Draft by the Dodgers but did not to sign.

YEAR	CLUB	W-L	ERA	G	GS	CG	SHO	SV	IP	H	R	ER	HR	BB	SO	WP	BK
2012	Lowell	0-0	0.00	4	4	0	0	0	5.2	2	0	0	0	0	1	4	0
2013	GCL Red Sox	0-0	0.00	2	2	0	0	0	5.0	1	0	0	0	0	2	7	0
	Greenville	1-6	2.87	15	15	0	0	0	69.0	50	29	22	4	4	28	69	7
	Salem	1-0	1.64	2	2	0	0	0	11.0	9	2	2	0	0	5	8	1
Minor Lg. Totals		2-6	2.38	23	23	0	0	0	90.2	62	31	24	4	4	36	88	8

JOHNSON, Jervenski Wayne

OF

HT: 6'5"; **WT:** 190; **BATS:** Right; **THROWS:** Right; **BORN:** 1/17/1994 in Hammond, LA; **RESIDES:** Amite, LA; **SIGNED BY:** Jon Adkins; **ACQUIRED:** Signed by the Red Sox as a non-drafted free agent, 8/2/2013.

2014: Will be 1st pro season...**PERSONAL:** Committed to Southeastern Louisiana University to play wide receiver on the football team before signing with the Red Sox on 8/2/13...Hit .383 as a senior at Amite (LA) High School in 2013.

JOHNSON, Matthew Taff (Matty)

OF

HT: 5'8"; **WT:** 165; **BATS:** Switch; **THROWS:** Right; **BORN:** 4/10/1988 in Chicago, IL; **RESIDES:** Omaha, NE; **ACQUIRED:** Signed by the Red Sox as a non-drafted free agent, 9/30/2010.

2013: Made stops in High-A Salem (56 G), Double-A Portland (25 G), and Triple-A Pawtucket (1 G), combining for a .258 AVG (77-for-299)...Had a .986 fielding percentage (2 E/145 TC) over 75 games in the OF between Salem and Portland...Hit .280 (26-for-93) over 3 stints with the Sea Dogs, including a .328 clip against right-handed pitching...Promoted to Pawtucket on 5/7 for 1 game, then returned to Salem on 5/11...Placed on the DL from 6/22-7/11...**2012:** Played 48 games at Salem after spending 2 stints on the DL...Appeared at all 3 OF positions...Knocked 1st career home run on 6/4 vs. Winston-

Minor League Players, Continued

Salem...Played in 12 games at Short-A Lowell while on rehab from 8/16-29...2011: Batted .307 (61-for-199) with 7 doubles, 14 RBI, 38 runs, 29 walks, and 19 stolen bases in 60 games between Lowell and Single-A Greenville in his affiliated debut... Played in 2 games with the Drive prior to the start of the New York-Penn League season and also in 4 games from 7/6-10 and 8/10 through the end of the season...Led Lowell with a .321 AVG (min. 100 AB) and tied for 2nd with 15 stolen bases in 16 chances (93.8%)...Went 4-for-5 with 2 doubles and a season-high 4 runs on 6/24 vs. Tri-City...Began the NYPL season with Lowell and was named to the NYPL Mid-Season All-Star Team...**2010:** Named top independent league prospect by *Baseball America* after batting .313 (57-for-182) with a .429 OBP for the Frontier League's Gateway Grizzlies...Led the team with 3 triples and 24 stolen bases (30 chances) despite playing just 47 games...Drew 35 walks compared to just 20 strikeouts...Had his contract purchased by Boston on 9/30...**PERSONAL:** Led Bellevue (NE) University with a .427 AVG and 26 steals (32 chances) as a senior in 2010 and was named a 2nd-Team NAIA All-American as well as 1st-Team All-MCAC while earning a MCAC Gold Glove...Played for Sedalia of the summer collegiate MINK League before joining Gateway.

YEAR	CLUB	AVG	G	AB	R	H	2B	3B	HR	RBI	SH	SF	HP	BB	SO	SB	CS	E
2010	Gateway	.313	47	182	43	57	6	3	0	19	4	0	2	35	20	24	6	2
2011	Lowell	.321	32	109	21	35	6	1	0	8	1	0	2	16	17	15	1	1
	Greenville	.289	28	90	17	26	1	1	0	6	4	0	1	13	18	4	4	0
2012	Lowell	.191	12	47	7	9	0	0	0	1	0	0	0	5	13	4	0	1
	Salem	.265	48	155	28	41	10	1	1	17	2	2	1	21	23	5	6	0
2013	Salem	.252	56	202	20	51	9	3	0	22	11	2	1	16	31	11	6	1
	Portland	.280	25	93	12	26	2	1	0	4	2	0	1	9	13	8	7	1
	Pawtucket	.000	1	4	0	0	0	0	0	1	0	0	0	0	3	0	0	0
Minor Lg. Totals		.269	202	700	105	188	28	7	1	59	20	4	6	80	118	47	24	4
Independent Lg. Totals		.313	47	182	43	57	6	3	0	19	4	0	2	35	20	24	6	2

KAPSTEIN, Zachary (Zach)

C

HT: 6'2"; **WT:** 195; **BATS:** Right; **THROWS:** Right; **BORN:** 5/28/1992 in Providence, RI; **RESIDES:** Tiverton, RI; **SIGNED BY:** Ray Fagnant; **ACQUIRED:** Red Sox 46th pick (44th round, 1,343rd overall) in the 2010 June Draft.

2013: Only appeared in 2 games with Short-A Lowell after enduring 2 trips to the DL from 6/17-28 and 7/1 to the end of the season...**2012:** Played the season with Lowell...Missed time on the DL from 8/22-9/20...**2011:** Posted a .400 AVG (24-for-60) in 22 games with the Gulf Coast League Red Sox...Played defensively at 1B (7 G), LF (3 G), and RF (2 G)...Hit safely in 9 consecutive games at a .533 clip (16-for-30) from 8/5-23...Knocked 1st career home run in his final game of the season on 8/27 at the GCL Twins...**2010:** Played 8 games for the GCL Red Sox in his pro debut...**PERSONAL:** Hit .603 (41-for-68) with 5 homers and 22 RBI while stealing 24 bases in as many attempts as a senior for Tiverton (RI) High School in 2010...Is the nephew of Red Sox Senior Advisor for Baseball Projects Jeremy Kapstein.

YEAR	CLUB	AVG	G	AB	R	H	2B	3B	HR	RBI	SH	SF	HP	BB	SO	SB	CS	E
2010	GCL Red Sox	.000	8	5	0	0	0	0	0	0	0	0	1	2	2	0	0	0
2011	GCL Red Sox	.400	22	60	4	24	4	0	1	6	0	0	2	5	13	0	1	0
2012	Lowell	.160	26	81	9	13	3	0	0	2	0	0	3	7	31	0	0	1
2013	Lowell	.125	2	8	0	1	1	0	0	1	0	0	0	0	3	0	0	0
Minor Lg. Totals		.247	58	154	13	38	8	0	1	9	0	0	6	14	49	0	1	1

KEHRT, Jeremy

RHP

HT: 6'2"; **WT:** 190; **BATS:** Right; **THROWS:** Right; **BORN:** 12/21/1985 in Indianapolis, IN; **RESIDES:** Plainfield, IN; **SIGNED BY:** Chris Mears; **ACQUIRED:** Red Sox 49th pick (47th round, 1,423rd overall) in the 2008 June Draft.

2013: Combined for a 4.71 ERA (45 ER/86.0 IP) between stints with Double-A Portland (22 G, 7 GS) and Triple-A Pawtucket (5 G, 2 GS)...Posted a 2.28 strikeout-to-walk ratio (66 SO/29 BB) on the season...Did not allow an earned run (1 R) over 4 outings (13.1 IP) from 5/30-6/12 while with the Sea Dogs...After the season, made 8 appearances (7 GS) for Indios de Mayaguez of the Puerto Rican Winter League...**2012:** Appeared in 29 games (17 GS) between High-A Salem, Portland and Pawtucket, posting a 4.31 ERA (59 ER/123.1 IP)...Began the season with the Sea Dogs and placed 2nd on the club with 8 wins, 3rd with 108.1 innings and 5th with 66 strikeouts...Made 2 appearances apiece with Salem and Pawtucket from 6/8-23 before being transferred back to Portland on 6/26...Appeared exclusively as a starter after returning to the Sea Dogs, going 6-3 with a 3.66 ERA (29 ER/71.1 IP) in 13 starts from 6/27-8/31...Went unbeaten over his final 10 starts from 7/13, earning an Eastern League-best 6 wins in that span...Tossed 5.0 hitless innings to earn the win on 7/18 vs. Reading...After the season, went 4-2 with a 3.00 ERA (14 ER/42.0 IP) in 9 regular-season starts for Mayaguez of the PWL...**2011:** Went 4-2 with 1 save while posting a 4.44 ERA (46 ER/93.1 IP) in 29 games (8 GS) between Portland and Pawtucket...Began and ended the season with the Sea Dogs with July spent at Pawtucket...Posted a 2.84 ERA (6 ER/19.0 IP) in 6 appearances in May for Portland and won the Sea Dogs Citizen of the Year award...After the season, went 2-1 in 10 games with Scottsdale of the Arizona Fall League...**2010:** Split time between the bullpen and the rotation with 2 stints each at Salem and Portland, compiling a 6-12 record with a 4.79 ERA (76 ER/142.2 IP) in 31 games (21 starts)...Led Red Sox farmhands in innings...Was 2-1 with a 2.93 ERA (5 ER/15.1 IP) with Salem in May and compiled a 2.59 mark (9 ER/31.1 IP) with the Sea Dogs in June...Fanned at least 1 batter in 30 of his 31 outings...Tallied 15 SO with no walks over his last 3 starts (15.2 IP)...**2009:** Went 3-4 with 2 saves and a 3.07 ERA (26 ER/76.1 IP) in 16 games (5 GS) between Short-A Lowell and Single-A Greenville...Held opponents to a .221 clip (65-for-294)...Began the year with Lowell and recorded 30 SO compared to 2 walks in 21.1 innings...Fanned a club season-high 11 in a 6.0-inning relief outing on 7/9...Transferred to Greenville on 7/13 and went 2-0 with a 1.13 ERA (1 ER/8.0 IP) in 2 playoff outings...**2008:** Combined to go 3-2 with 1 save and a 3.29 ERA (20 ER/54.2 IP) between the Gulf Coast League Red Sox, Lowell and Greenville in his pro debut...Made 11 of his 13 outings in the GCL...**PERSONAL:** Attended the University of Southern Indiana.

Minor League Players, Continued

KEHRT, Jeremy, Continued

YEAR	CLUB	W-L	ERA	G	GS	CG	SHO	SV	IP	H	R	ER	HR	HB	BB	SO	WP	BK
2008	GCL Red Sox	3-2	2.84	11	8	0	0	1	50.2	46	19	16	2	2	7	44	3	1
	Lowell	0-0	9.00	1	0	0	0	0	2.0	4	2	2	1	0	0	1	0	0
	Greenville	0-0	9.00	1	0	0	0	0	2.0	4	2	2	0	0	3	3	0	0
2009	Lowell	1-2	2.49	5	1	0	0	0	21.2	17	10	6	0	2	2	30	1	0
	Greenville	2-2	3.29	11	4	0	0	2	54.2	48	24	20	4	4	13	33	2	0
2010	Salem	3-1	3.65	11	2	0	0	3	37.0	40	23	15	3	2	13	32	3	0
	Portland	3-11	5.20	20	19	0	0	0	105.2	123	69	61	11	4	36	58	5	0
2011	Portland	3-2	4.64	22	6	0	0	1	77.2	88	48	40	11	1	23	38	5	0
	Pawtucket	1-0	3.45	7	2	0	0	0	15.2	19	9	6	3	2	5	14	3	0
2012	Salem	0-1	4.50	2	2	0	0	0	10.0	9	6	5	0	0	2	5	2	0
	Portland	8-3	4.15	25	14	0	0	0	108.1	125	56	50	10	4	31	66	3	0
	Pawtucket	0-0	7.20	2	1	0	0	0	5.0	7	4	4	1	0	1	3	0	0
2013	Portland	2-3	4.33	22	7	0	0	0	70.2	78	46	34	6	4	25	54	7	0
	Pawtucket	0-2	6.46	5	2	0	0	1	15.1	31	12	11	1	0	4	12	1	0
Minor Lg. Totals		26-29	4.25	145	68	0	0	8	576.1	639	330	272	53	25	165	393	35	1

KING, Aaron H.

OF

HT: 6'4"; **WT:** 199; **BATS:** Left; **THROWS:** Left; **BORN:** 4/27/1989 in Hickory, NC; **RESIDES:** Newton, NC; **SIGNED BY:** Pat Portugal (Giants); **ACQUIRED:** Signed by the Red Sox as a minor league free agent on 5/31/2013.

2013: Signed by the Red Sox as a minor league free agent on 5/31 and converted from pitcher to OF...Started the year with the Gulf Coast Red Sox (7 G) before a promotion to Short-A Lowell (46 G) on 7/2...Hit .238 (39-for-164) with the Spinners, including a .328 clip in his first 18 games with the team...Had a .971 fielding percentage (2 E/68 TC) with 2 assists in the OF...**2012:** Appeared in 2 games for River City of the independent Frontier League...**2011:** Made stops with the Giants' Short-A Salem-Keizer, High-A San Jose, and Triple-A Fresno, appearing in 20 games total...**2010:** Had a 3.05 ERA (7 ER/20.2 IP) in 16 games for Salem-Keizer, while also pitching 7 games for San Jose...**2009:** Spent the season with Single-A Augusta, placing among club leaders in starts (3rd, 22), wins (T-3rd, 7), strikeouts (3rd, 88), and opponents AVG (6th, .234)...**2008:** Made his pro debut, splitting the season between the Arizona League Giants (11 G, 6 GS) and Salem-Keizer (2 G), combining for a 2.97 ERA (11 ER/33.1 IP)...**PERSONAL:** Posted a 1.91 ERA (14 ER/66.0 IP) for Surry (NC) Community College in 2008...Drafted by the Giants in the 7th round of the 2008 June Draft.

YEAR	CLUB	AVG	G	AB	R	H	2B	3B	HR	RBI	SH	SF	HP	BB	SO	SB	CS	E
2013	GCL Red Sox	.269	7	26	2	7	0	2	0	3	0	0	0	4	7	0	0	2
	Lowell	.238	46	164	13	39	8	1	2	19	0	2	0	17	64	2	1	2
Minor Lg. Totals		.242	53	190	15	46	8	3	2	22	0	2	0	21	71	2	1	4

KRAUS, Kyle M.

RHP

HT: 5'11"; **WT:** 185; **BATS:** Right; **THROWS:** Right; **BORN:** 1/19/1990 in West Linn, OR; **RESIDES:** West Linn, OR; **SIGNED BY:** Pat Portugal; **ACQUIRED:** Red Sox 9th pick (7th round, 241st overall) in the 2012 June Draft.

2013: In 2nd season in the Boston farm system, split time between Single-A Greenville (19 G), High-A Salem (13 G), and Double-A Portland (1 G), combining for a 3.16 ERA (31 ER/88.1 IP)...Over 3 separate stints with the Drive, posted a 2.29 ERA (9 ER/35.1 IP, 35 SO, 4 BB) in 19 relief outings...Had 6 straight scoreless appearances (8.0 IP) from 4/29-5/25 with Greenville...Made 5 starts in 2013, all with Salem between 6/3-7/12...Tossed 4.0 scoreless frames of relief in only outing with the Sea Dogs on 7/16...**2012:** Posted a 2.96 ERA (9 ER/27.1 IP) with 3 saves and 23 strikeouts compared to 4 walks over 16 games in his pro debut between Greenville and Short-A Lowell...Began the season with the Spinners, tying for 3rd on the club with 9 games finished...Spent time on the DL from 6/25-7/7...Went 3-for-3 in consecutive save opportunities with Lowell from 7/24-8/2...Promoted to the Drive on 8/7...Fanned a season-high 5 batters on 8/26 vs. Asheville...**PERSONAL:** Went 27-20 with a 3.30 ERA (149 ER/406.0 IP) in 60 appearances (56 GS) over his 4-year career at the University of Portland...Named to the All-WCC 1st Team and earned WCC All-Academic honorable mention as a senior in 2012.

YEAR	CLUB	W-L	ERA	G	GS	CG	SHO	SV	IP	H	R	ER	HR	HB	BB	SO	WP	BK
2012	Lowell	0-0	2.61	10	0	0	0	3	10.1	10	5	3	0	0	2	8	0	0
	Greenville	0	3.18	6	2	0	0	0	17.0	19	6	6	2	1	2	15	0	0
2013	Greenville	2-0	2.29	19	0	0	0	4	35.1	32	11	9	1	3	4	35	2	0
	Salem	4-2	4.04	13	5	0	0	1	49.0	52	24	22	5	3	13	28	3	0
	Portland	0-0	0.00	1	0	0	0	0	4.0	1	0	0	0	0	1	2	0	0
Minor Lg. Totals		6-2	3.11	49	7	0	0	8	115.2	114	46	40	8	7	22	88	5	0

KUKUK, Cody S.

LHP

HT: 6'4"; **WT:** 200; **BATS:** Left; **THROWS:** Left; **BORN:** 4/10/1993 in McLouth, KS; **RESIDES:** Dallas, TX; **SIGNED BY:** Chris Mears; **ACQUIRED:** Red Sox 10th pick (7th round, 232nd overall) in the 2011 June Draft.

2013: Spent the entire season with Single-A Greenville where he ranked among club leaders in starts (T-1st, 24), innings (3rd, 107.0), and strikeouts (3rd, 113)...Surrendered 2 runs or fewer in 14 of 26 outings...Posted a season-low 2.00 ERA (4 ER/18.0 IP) in the month of June, which included a save in his only opportunity of the year (6/4 at Charleston)...**2012:** Made 5 appearances for the Gulf Coast League Red Sox in his pro debut...Struck out 16 batters in 10.0 innings...Gave up just 2 hits in 30 at-bats against right-handers (.067) while holding batters to a .083 mark overall (3-for-35)...Fanned a season-high 6

Minor League Players, Continued

in 3.0 frames on 8/25 vs. the GCL Twins...**PERSONAL:** Went 7-1 with a 2.89 ERA (17 ER/53.0 IP) and 103 strikeouts as a senior at Lawrence (KS) Free State High School...Named a Louisville Slugger High School All-American in 2011 and both the Gatorade and Louisville Slugger Baseball Player of the Year for Kansas in 2010.

YEAR	CLUB	W-L	ERA	G	GS	CG	SHO	SV	IP	H	R	ER	HR	HB	BB	SO	WP	BK
2012	GCL Red Sox	2-0	0.90	5	0	0	0	0	10.0	3	2	1	0	2	3	16	3	0
2013	Greenville	4-13	4.63	26	24	0	0	1	107.0	77	69	55	5	1	81	113	19	0
Minor Lg. Totals		6-13	4.31	31	24	0	0	1	117.0	80	71	56	5	3	84	129	22	0

KURCZ, Aaron

RHP

HT: 6'0"; **WT:** 175; **BATS:** Right; **THROWS:** Right; **BORN:** 8/8/1990 in Las Vegas, NV; **RESIDES:** Las Vegas, NV; **SIGNED BY:** Steve McFarland (Cubs); **ACQUIRED:** From the Chicago Cubs as the PTBNL on 3/15/12 as part of the compensation for Theo Epstein becoming the President of Baseball Operations.

2013: Missed entire season on the DL...**2012:** Fanned 72 batters in 50.1 innings (12.87 SO/9.0 IP) at Double-A Portland in his 1st season in the Red Sox system...Tied for the Sea Dogs lead with 6 holds, while also placing 4th on the club in appearances (29), saves (4), and strikeouts...Held opponents to a .221 AVG (42-for-190)...Acquired from the Cubs on 3/15 as the PTBNL along with RHP Chris Carpenter for a PTBNL (C. J. Bogaerts, 3/29/12) as compensation for Theo Epstein becoming the President of Baseball Operations...Posted a 1.32 ERA (2 ER/13.2 IP) with 2 saves over 7 May outings...Struck out all 5 batters faced on 5/3 vs. Trenton...**2011:** Named a Mid-Season Florida State League All-Star after striking out 9.95 batters per 9.0 innings (91 SO/82.1 IP)...Placed among High-A Daytona leaders in SO (2nd), appearances (4th, 32), starts (5th, 12), innings (5th), and holds (T-3rd, 4)...Held left-handed batters to a .194 AVG (28-for-144)...Went 3-2 with a 2.72 ERA (11 ER/36.1 IP) and 49 strikeouts as a reliever...Began the season as a starter and moved to the bullpen full time on 6/23...Allowed 2 runs over 6 outings (5 GS, 24.0 IP) for a 0.75 ERA from 4/24-5/23...Held opponents scoreless in 11 of 13 appearances in relief from 6/28-8/18...**2010:** Spent most of the season in Short-A after making his pro debut in the Rookie-level Arizona League...Appeared in 1 game with the AZL Cubs before being promoted to Boise on 6/27...Converted all 9 save opportunities, allowing just 1 run over 9.2 innings in save situations (0.93 ERA)...Did not allow an earned run in 21 of 25 appearances...Fanned all 6 batters faced on 8/27 at Tri-City...**PERSONAL:** Selected by the Cubs in 10th round of the 2010 June Draft...Attended the College of Southern Nevada and the United States Air Force Academy.

YEAR	CLUB	W-L	ERA	G	GS	CG	SHO	SV	IP	H	R	ER	HR	HB	BB	SO	WP	BK
2010	AZL Cubs	0-0	0.00	1	0	0	0	0	1.0	0	0	0	0	0	0	2	0	0
	Boise	2-1	2.05	25	0	0	0	9	26.1	15	7	6	2	5	11	46	1	0
2011	Daytona	5-4	3.28	32	12	0	0	0	82.1	67	34	30	6	9	34	91	6	0
2012	Portland	3-4	3.04	29	0	0	0	4	50.1	42	21	17	4	2	27	72	6	1
2013									Did Not Play Due to Injury									
Minor Lg. Totals		10-9	2.98	87	12	0	0	13	160.0	124	62	53	12	16	72	211	13	1

LAYNE, Thomas Kevin (Tommy) - See Page 176

LHP

LIGHT, Patrick James (Pat)

RHP

HT: 6'5"; **WT:** 195; **BATS:** Right; **THROWS:** Right; **BORN:** 3/29/1991 in Colts Neck, NJ; **RESIDES:** Colts Neck, NJ; **SIGNED BY:** Ray Fagnant; **ACQUIRED:** Red Sox 3rd pick (sandwich pick between the 1st and 2nd rounds, 37th overall) in the 2012 June Draft.

2013: Only appeared in 13 games between the Gulf Coast Red Sox (3 GS) and Single-A Greenville (10 G, 9 GS) due to 3 trips to the DL (4/24-5/7, 5/23-6/1, 6/2-8/31)...**2012:** Made his pro debut with Short-A Lowell, tying for 2nd on the club with 12 starts...Did not throw more than 3.0 innings in any outing...Held opponents to 1 earned run or fewer in 10 of 12 appearances...Struck out 30 compared to just 5 walks...Fanned a season-high 6 batters in 3.0 innings on 8/16 vs. Aberdeen...Following the season, ranked by *Baseball America* as the No. 17 prospect overall in the New York-Penn League...**PERSONAL:** Went 14-14 with a 3.84 ERA (100 ER/234.1 IP), 196 strikeouts, and just 52 walks in 3 seasons at Monmouth, becoming the highest draft pick in school history...Set single-season school records as a junior in 2012 with 102 strikeouts, tops in the Northeast Conference, and 101.1 innings pitched en route to being named 2012 New Jersey Collegiate Baseball Association Pitcher of the Year as well as 3rd-team Louisville Slugger All-American and 1st-team All-Northeast Conference...Named a 2-time NEC Pitcher of the Week in 2012 and also earned a Collegiate Baseball/Louisville Slugger National Player of the Week Award...Selected to the 2011 Northeast Conference All-Tournament Team and 2010 NJCBA All-Rookie squad...Played for Chatham in the Cape Cod League in 2011...Helped Christian Brothers (NJ) Academy to a State and 2A-North Sectional Championship...Originally selected by the Twins in the 28th round of the 2009 June Draft but did not sign.

YEAR	CLUB	W-L	ERA	G	GS	CG	SHO	SV	IP	H	R	ER	HR	HB	BB	SO	WP	BK
2012	Lowell	0-2	2.37	12	12	0	0	0	30.1	27	9	8	1	1	5	30	2	0
2013	GCL Red Sox	0-0	0.00	3	3	0	0	0	6.0	4	0	0	0	0	2	3	0	0
	Greenville	1-4	8.89	10	9	0	0	0	28.1	44	33	28	4	1	14	28	5	0
Minor Lg. Totals		1-6	5.01	25	24	0	0	0	64.2	75	42	36	5	2	21	61	7	0

Player
Development

Minor League Players, Continued

LIN, Tzu-Wei

SS

HT: 5'9"; **WT:** 155; **BATS:** Left; **THROWS:** Right; **BORN:** 2/15/1994 in Kaohsiung County, Taiwan; **RESIDES:** Kaohsiung County, Taiwan; **SIGNED BY:** Louie Lin, Jon Deeble, and Eddie Romero; **ACQUIRED:** Signed by the Red Sox as an international free agent, 6/16/2012.

2013: Spent the season with Short-A Lowell, ranking among team leaders in at-bats (2nd, 230), hits (2nd, 52), doubles (3rd, 9), triples (T-2nd, 2), RBI (T-3rd, 20), total bases (2nd, 68), and walks (2nd, 28)...Had a 9-game hit streak from 6/23-7/3 at .389 (14-for-36, 4 2B, 3B, 6 RBI)...Named Red Sox Minor League Base Runner of the Month for July after knocking 5 doubles and a triple, scoring 17 runs, and stealing 7 bases in 27 games...**2012:** Made his pro debut in 29 games with the Gulf Coast League Red Sox...Ranked 4th on the club with 21 runs and 5th with 16 walks...Collected a season-high 3 hits on 7/18 at the GCL Orioles...Following the season, rated by Baseball America as the fastest base runner in the Red Sox system and No. 8 prospect overall in the GCL...**PERSONAL:** Won tournament MVP after hitting .607 in 32 plate appearances over 7 games for Taiwan at the 2010 World Junior Championship.

YEAR	CLUB	AVG	G	AB	R	H	2B	3B	HR	RBI	SH	SF	HP	BB	SO	SB	CS	E
2012	GCL Red Sox	.255	29	110	21	28	5	1	0	16	1	3	0	16	28	4	2	6
2013	Lowell	.226	60	230	34	52	9	2	1	20	1	1	1	28	59	12	4	21
Minor Lg. Totals		.235	89	340	55	80	14	3	1	36	2	4	1	44	87	16	6	27

LINARES, Juan Carlos

OF

HT: 5'11"; **WT:** 190; **BATS:** Right; **THROWS:** Right; **BORN:** 9/7/1984 in Havana, Cuba; **RESIDES:** Miami, FL; **SIGNED BY:** Craig Shipley and Todd Claus; **ACQUIRED:** Signed by the Red Sox as an international free agent, 7/8/2010.

2013: Split time between Double-A Portland (81 G) and Triple-A Pawtucket (14 G), combining for a .266 AVG (92-for-346)...Ranked among Portland club leaders (min. 20 AB) in AVG (5th, .289), OBP (4th, .351), and SLG (2nd, .449)...Started the season with 11 games for the PawSox before a 4/19 transfer to Portland...Returned to Pawtucket for a 3-game stint from 7/10-14 before playing the remainder of the season with the Sea Dogs...Made 2 trips to the DL from 5/21-28 and 7/16-24...Hit .368 (42-for-114) in August (12 doubles, 6 homers, and 25 RBI)...Had a 12-game hit streak from 8/22 to the end of the season (.451, 23-for-51, 5 2B, 4 HR, 15 RBI)...Homered twice and drove in a season-high 6 runs on 8/26 at New Hampshire...Appeared in 18 games for Cibao of the Dominican Winter League after the season...**2012:** Combined for a .316 AVG, 28 doubles, 2 triples, 16 homers, 62 RBI, and 58 runs in 110 games between Portland and Pawtucket...Earned Eastern League Player of the Week honors for 4/5-15...Tied for the EL lead with a .415 AVG in 11 games in that time...Hit safely in 17 of his last 21 games at .378 (31-for-82) with the Sea Dogs prior to a promotion to Pawtucket on 6/21...Hit a team-best .340 (32-for-94) over 25 games in July for the PawSox, the 10th-best mark in the International League during the month...Missed time on the DL from 8/21-9/1...Hit at a .333 clip (8-for-24) with 2 homers and 6 RBI in 7 playoff games en route to the PawSox winning the Governors' Cup title...**2011:** Limited to 17 games with the PawSox due to injury...After the season, played in 4 games for the Scottsdale Scorpions of the Arizona Fall League...**2010:** In his stateside debut, appeared in 4 games on rehab with the Gulf Coast League Red Sox before finishing the year with Portland (13 G)...Following the season, appeared in 17 games for the AFL's Peoria Javelinas...Ranked among league leaders in AVG (2nd, .397) and SLG (4th, .662).

YEAR	CLUB	AVG.	G	AB	R	H	2B	3B	HR	RBI	SH	SF	HB	BB	SO	SB	CS	E
2010	GCL Red Sox	.267	4	15	2	4	1	0	0	1	0	0	0	1	2	0	0	0
	Portland	.239	13	46	3	11	4	0	1	4	0	0	2	0	13	1	1	0
2011	Pawtucket	.233	17	60	8	14	5	1	3	12	0	0	0	4	12	0	1	0
2012	Portland	.333	58	210	34	70	17	1	8	33	0	2	4	22	30	0	1	0
	Pawtucket	.297	52	202	24	60	11	1	8	29	1	4	2	7	36	0	0	1
2013	Portland	.276	81	301	44	83	24	2	8	51	0	2	10	26	72	0	0	4
	Pawtucket	.200	14	45	6	9	3	0	0	1	0	0	1	5	12	0	0	0
Minor Lg. Totals		.286	239	879	121	251	65	5	28	131	1	8	19	65	177	1	3	5

LITTRELL, Corey David

LHP

HT: 6'3"; **WT:** 200; **BATS:** Left; **THROWS:** Left; **BORN:** 3/21/1992 in Louisville, KY; **RESIDES:** Louisville, KY; **SIGNED BY:** John Pyle; **ACQUIRED:** Red Sox 5th pick (5th round, 143rd overall) in the 2013 June Draft.

2013: Debuted as a pro by posting a 1.74 ERA (6 ER/31.0 IP) for Short-A Lowell...Did not allow a run in 8 of 12 appearances...Had a 3.00 strikeout-to-walk ratio (30 SO/10 BB)...**PERSONAL:** Went 6-5 with a 3.72 ERA as a junior at the University of Kentucky in 2013...Prior to the season, *Baseball America* rated him the 10th-best Southeastern Conference prospect in the draft...His father, Jack Littrell Jr., pitched for 4 seasons in the minor leagues, while his grandfather, Jack Littrell Sr., appeared in 111 ML games for PHA (1952, 1954), KCA (1955), and CHC (1957).

YEAR	CLUB	W-L	ERA	G	GS	CG	SHO	SV	IP	H	R	ER	HR	HB	BB	SO	WP	BK
2013	Lowell	0-3	1.74	12	10	0	0	0	31.0	28	9	6	0	1	10	30	0	1

LONGHI, Nicholas Edward (Nick)

OF

HT: 6'2"; **WT:** 210; **BATS:** Right; **THROWS:** Left; **BORN:** 8/16/1995 in Springfield, MA; **RESIDES:** Venice Beach, FL; **SIGNED BY:** Willie Romy; **ACQUIRED:** Red Sox 30th pick (30th round, 893rd overall) in the 2013 June Draft.

2013: Appeared in 16 games for the Gulf Coast League Red Sox in his pro debut...Named the Best Pure Hitter among 2013 Red Sox draft picks in *Baseball America's* Draft Analysis after the year...**PERSONAL:** Drafted by the Red Sox in the 30th round of the 2013 June Draft out of Venice (FL) High School...Posted a .389 OBP as a senior in 2013.

YEAR	CLUB	AVG	G	AB	R	H	2B	3B	HR	RBI	SH	SF	HP	BB	SO	SB	CS	E
2013	GCL Red Sox	.178	16	45	4	8	5	0	1	4	1	0	1	3	12	1	0	1

Minor League Players, Continued

LOPEZ, Deiner Antonio

INF

HT: 6'0"; **WT:** 165; **BATS:** Switch; **THROWS:** Right; **BORN:** 5/30/1994 in Santa Barbara, VZ; **RESIDES:** Santa Barbara, VZ; **SIGNED BY:** Ernesto Gomez; **ACQUIRED:** Signed by the Red Sox as an international free agent, 9/1/2010.

2013: The switch hitter split the campaign between the Gulf Coast League (25 G) and New York-Penn League (28 G), combining for a .245 AVG (46-for-188) with 7 doubles, 4 triples, 17 RBI, and 12 stolen bases...Promoted to Lowell on 7/31, where he hit .282 (11-for-39) against southpaws...**2012:** Played 37 games with the GCL Red Sox, ranking among club leaders in doubles (5th, 8), hits (T-5th, 31), and steals (T-3rd, 7)...Made 2 errors in 142 total chances (.986%) at 2B...Batted .340 (17-for-50) with 7 doubles against left-handers...Went 11-for-33 (.333) with RISP...Hit .328 (19-for-58) with 5 doubles over 20 games in July...Collected a season-high 3 hits on 8/4 at the GCL Twins...**2011:** Made his pro debut with the DSL Red Sox...Led the club in triples (4), RBI (34), and runs (tied, 43)...Also ranked among team leaders in hits (3rd, 55), doubles (3rd, 9), and stolen bases (2nd, 17)...Played in 26 games at 2B, 3 at 3B, 10 at SS, 13 in LF, and also appeared in 9 games at DH...Knocked 1st career home run on 7/31 vs. the DSL Mets.

YEAR	CLUB	AVG	G	AB	R	H	2B	3B	HR	RBI	SH	SF	HP	BB	SO	SB	CS	E
2011	DSL Red Sox	.250	61	220	43	55	9	4	1	34	3	0	12	40	48	17	6	12
2012	GCL Red Sox	.267	37	116	17	31	8	0	0	12	2	0	3	10	25	7	2	5
2013	GCL Red Sox	.284	25	88	11	25	4	4	0	7	1	0	4	4	20	8	5	2
	Lowell	.210	28	100	15	21	3	0	0	10	1	0	2	10	23	4	1	4
Minor Lg. Totals		.252	151	524	86	132	24	8	1	63	7	0	21	64	116	36	14	23

LOYA, Jesus Alan

OF

HT: 5'11"; **WT:** 175; **BATS:** Left; **THROWS:** Right; **BORN:** 6/15/1992 in Chihuahua, Mexico; **RESIDES:** Chihuahua, Mexico; **SIGNED BY:** Mike Lord; **ACQUIRED:** Signed by the Red Sox as an international free agent, 1/19/2010.

2013: Spent the majority of the year with Single-A Greenville, where he hit .296 (37-for-125) with 6 doubles, a triple, 9 RBI, and 7 walks in 33 games...Placed on DL from 6/17-7/28...Appeared in 8 games with the Gulf Coast League Red Sox during a rehab stint from 7/15-28...After the season, played 49 games in the Mexican Pacific League...**2012:** Appeared in 12 games with the GCL Sox before missing the rest of the season on the DL...Hit safely in 10 of 12 contests, including multiple hits 5 times...Went 10-for-22 (.455) against left-handers...**2011:** In his 1st season in the US, led the GCL Red Sox in at-bats (191) and runs scored (25)...Ranked 2nd on the club in hits (51) and stolen bases (13) and was 3rd in games (48), doubles (9), and walks (12)...Batted .295 (39-for-132) with 7 doubles and 2 homers against right-handers...Recorded a career-high 4 hits on 7/22 at the GCL Twins...Hit 1st professional home run on 8/11 at the GCL Rays...Following the season, played 7 games for Hermosillo of the MPL...**2010:** Placed 5th in the Dominican Summer League in at-bats (256) in his 1st pro season...Led the DSL Red Sox in triples (6) and ranked among club leaders in games (2nd, 69), at-bats (2nd), hits (2nd, 68), stolen bases (2nd, 15), batting (3rd, .266), and total bases (3rd, 88)...Hit .326 (30-for-92) in July...Posted a .994 fielding percentage (1 E/156 TC)...Appeared in 4 games for Hermosillo of the MPL after the season.

YEAR	CLUB	AVG	G	AB	R	H	2B	3B	HR	RBI	SH	SF	HP	BB	SO	SB	CS	E
2010	DSL Red Sox	.266	69	256	34	68	8	6	0	27	1	4	2	41	45	15	6	1
2011	GCL Red Sox	.267	48	191	25	51	9	0	2	8	2	1	5	12	34	13	3	4
2012	GCL Red Sox	.425	12	40	4	17	3	0	0	7	0	0	0	0	2	4	0	1
2013	GCL Red Sox	.296	8	27	3	8	3	1	0	4	1	0	1	1	4	2	0	0
	Greenville	.296	33	125	12	37	6	1	0	9	1	0	1	7	17	3	2	0
Minor Lg. Totals		.283	170	639	78	181	29	8	2	55	5	5	9	61	102	37	11	6

MADDOX, Austin D.

RHP

HT: 6'2"; **WT:** 220; **BATS:** Right; **THROWS:** Right; **BORN:** 5/13/1991 in Jacksonville, FL; **RESIDES:** Jacksonville, FL; **SIGNED BY:** Anthony Turco; **ACQUIRED:** Red Sox 5th pick (3rd round, 118th overall) in the 2012 June Draft.

2013: Appeared in a team-high 33 games (7 GS) for Single-A Greenville...Issued 1.97 walks per 9.0 innings, the 4th-lowest mark in the South Atlantic League...Did not allow an earned run (2 R) over his final 15.1 innings (9 G) of the season...**2012:** Played in 4 games between Short-A Lowell and the Gulf Coast League Red Sox in his pro debut...**PERSONAL:** Went 3-3 with 12 saves, a 2.44 ERA (15 ER/55.1 IP), 57 strikeouts, and 11 walks in 32 appearances primarily at closer as a junior at the University of Florida in 2012...Named a 3rd-team All-American by the National Collegiate Baseball Writers Association in 2012...Chosen to the SEC Academic Honor Roll in 2011 and selected as both the SEC's Freshman of the Year and a 3rd-Team All-American by the NCBWA in 2010...Selected as the Florida Times-Union's All-1st Coast Baseball Player of the Year as a senior at Eagle's View Academy in 2009 after helping his team to a pair of state championships...Originally selected by Tampa Bay in the 37th round of the 2009 June Draft but did not sign.

YEAR	CLUB	W-L	ERA	G	GS	CG	SHO	SV	IP	H	R	ER	HR	HB	BB	SO	WP	BK
2012	GCL Red Sox	0-1	1.80	3	3	0	0	0	5.0	4	1	1	0	0	1	4	0	0
	Lowell	0-0	0.00	1	1	0	0	0	3.0	2	0	0	0	0	1	4	0	0
2013	Greenville	4-6	5.63	33	7	0	0	1	88.0	109	67	55	13	3	22	65	13	0
Minor Lg. Totals		4-7	5.25	37	11	0	0	1	96.0	115	68	56	13	3	24	73	13	0

MAGEE, Brandon Alonzo

OF

HT: 6'0"; **WT:** 225; **BATS:** Left; **THROWS:** Right; **BORN:** 10/22/1990 in Harbor City, CA; **RESIDES:** Chandler, AZ; **SIGNED BY:** Vaughn Williams; **ACQUIRED:** Red Sox 25th pick (23rd round, 721st overall) in the 2012 June Draft.

2013: Did not play...**PERSONAL:** Was a 3-year letterman with the Arizona State University baseball team and a 4-year

Minor League Players, Continued

letterman on the Sun Devils football team at linebacker...Led the ASU football team with 113 tackles as a senior in 2012... Originally selected by Tampa Bay in the 29th round of the 2008 June Draft and then by Oakland in the 21st round of the 2011 June Draft, but did not sign with either team.

MAGER, Kevin Joseph

INF

HT: 6'2"; **WT:** 185; **BATS:** Right; **THROWS:** Right; **BORN:** 5/16/1989 in Middletown, NJ; **RESIDES:** Middletown, NJ; **SIGNED BY:** Laz Gutierrez; **ACQUIRED:** Signed by the Red Sox as a non-drafted free agent, 6/18/2012.

2013: Played 16 games with Single-A Greenville to start the year before a 66-game stint with Short-A Lowell starting on 5/27...Led the Spinners in AVG (.280, min. 50 AB), doubles (13), triples (3), HR (tied, 2), and RBI (36)...Named a New York-Penn League Mid-Season All-Star...Played OF (31 G), DH (28 G), 1B (13 G), 3B (9 G), and P (2 G)...Combined to hit .333 (30-for-90) against left-handed pitching between both levels...**2012:** Made pro debut with the Gulf Coast League Red Sox, tying for 4th on the club with 17 RBI and 5th with 117 at-bats...Appeared in 14 games in LF, 10 at 1B, 7 at 3B, 2 at 2B, and 3 at DH...Tossed 1.0 inning of relief on 7/20 vs. the GCL Twins...Played in 3 games with Lowell after his promotion on 8/30...**PERSONAL:** Batted .332 in 49 contests during his senior season at Division II Rollins College in 2012...Led the team in OBP (.416), runs (35), RBI (35), and walks (27), and finished 2nd in SLG (.435)...Selected to the All-Sunshine State Conference 2nd Team in 2012.

YEAR	CLUB	AVG	G	AB	R	H	2B	3B	HR	RBI	SH	SF	HP	BB	SO	SB	CS	E
2012	GCL Red Sox	.205	32	117	7	24	6	1	0	17	1	0	4	9	22	0	1	3
	Lowell	.200	3	10	0	2	0	0	0	0	0	0	0	0	4	0	0	0
2013	Lowell	.280	66	236	32	66	13	3	2	36	5	1	3	32	57	3	0	7
	Greenville	.245	16	49	8	12	3	0	1	5	0	0	0	8	15	0	0	3
Minor Lg. Totals		.252	117	412	47	104	22	4	3	58	6	1	7	49	98	3	1	13

MARGOT, Manuel

OF

HT: 5'11"; **WT:** 170; **BATS:** Right; **THROWS:** Right; **BORN:** 9/28/1994 in San Cristobal, DR; **RESIDES:** San Cristobal, DR; **SIGNED BY:** Manny Nanita and Craig Shipley; **ACQUIRED:** Signed by the Red Sox as an international free agent, 7/2/2011.

2013: Made his domestic debut with Short-A Lowell, hitting .270 (50-for-185) with 8 doubles, 2 triples, 1 homer, 21 RBI, and 22 walks...Ranked among club leaders in stolen bases (1st, 18), RBI (2nd), and runs (3rd, 29)...Tied for the longest on-base streak in the New York-Penn League (27 G) from 6/19-7/18 (28-for-96, 15 BB, 1 HBP)...Named Red Sox Minor League Defensive Player of the Month for August/September...Hit .357 (20-for-56) with 4 doubles and 11 RBI in August...After the season, rated the No. 13 prospect overall and No. 2 CF prospect in the Red Sox' farm system by *Baseball America*...**2012:** Named the Red Sox Minor League Latin Program Player of the Year after making his pro debut with the Dominican Summer League Red Sox...Paced the club in hits (74), RBI (45), stolen bases (33), runs (49), and total bases (110)...Selected as a DSL All-Star after ranking 3rd in the league in stolen bases and tied for 2nd with 260 at-bats...Had 22 multi-hit games...Hit .314 (27-for-86) against southpaws...Chosen as the Red Sox Minor League Base Stealer of the Month for June after swiping 14 bags in 15 attempts...Went 3-for-5 with a triple, homer, and 6 RBI in his 1st pro game on 6/2 at the DSL Mets...Batted .351 (26-for-74) with 6 extra-base hits and 13 runs in 20 August contests.

YEAR	CLUB	AVG	G	AB	R	H	2B	3B	HR	RBI	SH	SF	HP	BB	SO	SB	CS	E
2012	DSL Red Sox	.285	68	260	49	74	10	7	4	45	0	5	8	36	25	33	9	3
2013	Lowell	.270	49	185	29	50	8	2	1	21	5	3	1	22	40	18	8	4
Minor Lg. Totals		.279	117	445	78	124	18	9	5	66	5	8	9	58	65	51	17	7

MARRERO, Deven Sommer - See Page 190

SS

MARTIN, Kyle J.

RHP

HT: 5'7"; **WT:** 220; **BATS:** Right; **THROWS:** Right; **BORN:** 1/18/1991 in Austin, TX; **RESIDES:** Austin, TX; **SIGNED BY:** Jon Adkins; **ACQUIRED:** Red Sox 9th pick (9th round, 263rd overall) in the 2013 June Draft.

2013: Made his pro debut by posting a 1.25 ERA (5 ER/36.0) over 19 total games between Short-A Lowell and Single-A Greenville...Compiled a 3.00 strikeout-to-walk ratio (30 SO/10 BB) between both levels...Surrendered just 1 earned run in 19.0 innings (0.47 ERA) with the Spinners before a 7/31 promotion to Greenville...Did not allow more than 1 earned run in any of 9 relief appearances with the Drive (2.12 ERA)...**PERSONAL:** Appeared in 21 games (7 GS) for Texas A&M as a senior in 2013, posting a 4.91 ERA (32 ER/58.2 IP)...Earned All-Big 12 honorable mention honors in 2012, converting 7 saves with a 3.20 ERA.

YEAR	CLUB	W-L	ERA	G	GS	CG	SHO	SV	IP	H	R	ER	HR	HB	BB	SO	WP	BK
2013	Lowell	2-1	0.47	10	0	0	0	2	19.0	11	2	1	0	1	3	15	0	0
	Greenville	2-1	2.12	9	0	0	0	1	17.0	8	5	4	0	3	7	15	0	0
Minor Lg. Totals		4-2	1.25	19	0	0	0	3	36.0	19	7	5	0	4	10	30	0	0

MARTINEZ, Enfemero Jose

RHP

HT: 5'11"; **WT:** 140; **BATS:** Right; **THROWS:** Right; **BORN:** 8/30/1995 in Puerto Cabello, VZ; **RESIDES:** Farriar, VZ; **SIGNED BY:** Ernesto Gomez; **ACQUIRED:** Signed by the Red Sox as an international free agent, 2/17/2012.

2013: Combined for a 3.12 ERA (14 ER/40.1 IP) between the Dominican Summer League Red Sox and Gulf Coast League Red Sox...Promoted to the GCL on 7/1 after posting a 3.21 ERA (5 ER/14.0 IP) in 6 games in the DSL...Allowed 2 runs or fewer in each of his 13 outings in the GCL, and had a 2.91 ERA as a reliever...**2012:** Made his pro debut by posting a 1.69

Minor League Players, Continued

ERA (6 ER/32.0 IP) in 12 relief appearances for the DSL Red Sox, including a 3-0 record and 3 saves in as many chances... Had the 2nd-lowest ERA and WHIP (0.97) on the club (min. 30.0 IP).

YEAR	CLUB	W-L	ERA	G	GS	CG	SHO	SV	IP	H	R	ER	HR	HB	BB	SO	WP	BK
2012	DSL Red Sox	3-0	1.69	12	0	0	0	3	32.0	26	6	6	2	0	5	14	1	0
2013	DSL Red Sox	1-0	3.21	6	0	0	0	0	14.0	14	5	5	0	1	3	8	2	0
	GCL Red Sox	1-0	3.08	13	1	0	0	0	26.1	19	9	9	1	1	10	15	1	0
Minor Lg. Totals		5-0	2.49	31	1	0	0	3	72.1	59	20	20	3	2	18	37	4	0

MARTINEZ, Mario Omar

1B/3B

HT: 6'2"; **WT:** 175; **BATS:** Right; **THROWS:** Right; **BORN:** 11/13/1989 in Barquisimeto, VZ; **RESIDES:** Barquisimeto, VZ; **SIGNED BY:** Bob Engle and Emilio Carrasquel (Mariners); **ACQUIRED:** Signed by the Red Sox as a minor league free agent, 5/30/2013.

2013: Signed by the Tigers as a minor league free agent on 3/27 after being released by Seattle, then signed by the Red Sox on 5/30...Spent remainder of season with Single-A Greenville, ranking 3rd among club leaders with at least 200 AB with a .285 AVG (84-for-295) over 76 games...Placed among Drive leaders in doubles (5th, 14), home runs (2nd, 9), RBI (3rd, 54), and total bases (4th, 125)...Drove in season-high 5 runs on 8/9 at Asheville...After the season, played 8 games in the Venezuelan Winter League for Cardenales de Lara...**2012:** Returned to SEA's High-A High Desert, ranking among club leaders in home runs (T-2nd, 21), RBI (3rd, 80), and total bases (6th, 227)...Had an 11-game hit streak from 5/10-21 at .417 (20-for-48, 4 2B, 5 HR, 16 RBI)...Hit .348 (31-for-89) during July with 5 doubles, a triple, 3 homers, and 10 RBI...Appeared in 9 games for Lara of the VWL after the season...**2011:** Appeared in 109 games with High Desert...Had a season-high 14-game hit streak with 8 multi-hit contests from 5/20-6/4 at .387 (24-for-62, 4 2B, 3B, 3 HR, 14 RBI)...Played in 9 games with Lara in the VWL after the season...**2010:** Spent the season with Single-A Clinton, finishing 2nd on the club in RBI (66) and tied for the 3rd-most homers (12) and doubles (22)...Named by *Baseball America* as the top defensive 3B in the Midwest League...Made 114 starts at 3B, posting a .944 fielding percentage (19 E/337 TC)...Had a season-high 10-game hit streak from 7/17-28 at a .314 clip (11-for-35, 3 2B, 2 HR, 10 RBI)...Played for Lara in the VWL after the season...**2009:** Started the year with Clinton (61 G) before transferring to Short-A Everett on 6/23 (71 G), where he hit .308 (93-for-302)...Recorded a league-best 21-game hit streak from 7/16-8/5 at .344 (32-for-93) with 6 doubles, a triple, 2 homers, and 12 RBI...**2008:** Spent the season with Pulaski of the Rookie-level Appalachian League, finishing 2nd among all Mariners farmhands with a .319 AVG (80-for-251)...Named Pulaski's Player of the Year by the Mariners...Rated as the No. 5 prospect in the AL by *Baseball America* after the season...**2007:** Played in 53 games for the Arizona League Mariners in his pro debut, hitting .281 (55-for-196).

YEAR	CLUB	AVG	G	AB	R	H	2B	3B	HR	RBI	SH	SF	HP	BB	SO	SB	CS	E
2007	AZL Mariners	.281	53	196	36	55	9	1	1	26	3	1	3	6	31	3	2	12
2008	Pulaski	.319	64	251	43	80	15	3	5	32	0	6	3	10	47	2	2	16
2009	Everett	.308	71	302	45	93	20	5	3	33	0	1	4	11	59	4	0	15
	Clinton	.214	61	229	20	49	13	2	2	24	6	1	5	11	51	1	0	15
2010	Clinton	.239	118	440	51	105	22	3	12	66	2	6	4	17	114	4	1	19
2011	High Desert	.278	109	432	64	120	22	3	11	56	2	7	6	19	137	2	1	26
2012	High Desert	.283	120	467	63	132	24	4	21	80	1	5	6	13	97	3	3	21
2013	West Michigan	.234	35	128	13	30	8	0	4	22	0	2	1	5	36	1	0	6
	Greenville	.285	76	295	35	84	14	0	9	54	0	2	5	15	81	0	1	17
Minor Lg. Totals		.273	707	2740	370	748	147	21	68	393	14	31	37	107	653	20	10	147

MCCARTHY, Michael

RHP

HT: 6'3"; **WT:** 185; **BATS:** Right; **THROWS:** Right; **BORN:** 11/18/1987 in Walnut Creek, CA; **RESIDES:** Brentwood, CA; **SIGNED BY:** Jim Woodward; **ACQUIRED:** Red Sox 17th pick (14th round, 442nd overall) in the 2011 June Draft.

2013: Combined for a 4.82 ERA (66 ER/123.1 IP) between stints with High-A Salem (21 G, 11 GS) and Double-A Portland (10 G, 5 GS)...Surpassed the 100.0-inning mark for 1st time in his career (123.1)...Went 4-1 with a 3.79 ERA (23 ER/54.2 IP) as a starter with Salem...Had a 4.72 ERA (29 ER/55.1 IP) before being promoted to Portland on 6/15...4 of his 1st 5 appearances with the Sea Dogs were scoreless (2.70 ERA)...Transferred back to Salem on 8/1 for the remainder of the season...**2012:** Played the majority of the season at Single-A Greenville in his full-season debut...Went 5-5 with a 3.35 ERA (33 ER/88.2 IP) and 71 strikeouts in 31 games (8 GS) between the Drive and Salem...Posted a combined 2.74 ERA (13 ER/42.2 IP) as a starter after appearing exclusively out of the bullpen in his 1st 20 appearances of the year...Started 4 of his final 6 games for the Drive and 4 of his 5 contests at Salem after being promoted to the Carolina League on 8/8...Allowed 1 run over 7.0 innings in a win on 8/30 vs. Frederick...**2011:** Led Short-A Lowell with 4 saves and tied for the club lead with 17 appearances in his pro debut...Struck out the side in order in his 1st career game on 6/20 at Vermont (1.0 IP)...Did not allow a hit to a lead-off batter (0-for-14, 3 BB)...**PERSONAL:** Posted a 1.62 ERA with 116 strikeouts and 28 walks in 127.2 innings over 17 games (16 starts) as a redshirt senior for California State University-Bakersfield.

YEAR	CLUB	W-L	ERA	G	GS	CG	SHO	SV	IP	H	R	ER	HR	HB	BB	SO	WP	BK
2011	Lowell	1-1	4.64	17	0	0	0	4	21.1	16	12	11	2	2	10	27	2	0
2012	Greenville	3-4	3.66	26	4	0	0	1	64.0	55	29	26	1	3	24	51	9	0
	Salem	2-1	2.55	5	4	0	0	0	24.2	25	9	7	1	1	4	20	0	0
2013	Salem	5-2	4.29	21	11	0	0	1	86.0	106	50	41	11	1	18	66	6	0
	Portland	1-3	6.03	10	5	0	0	2	37.1	45	25	25	4	2	9	19	1	0
Minor Lg. Totals		12-11	4.24	79	24	0	0	8	233.1	247	125	110	19	9	65	183	18	0

Player
Development

Minor League Players, Continued

McCOY, Michael Howard (Mike) - See Page 192

INF/OF

McGRATH, Daniel

LHP

HT: 6'2"; **WT:** 200; **BATS:** Right; **THROWS:** Left; **BORN:** 7/7/1994 in Templestowe, Australia; **RESIDES:** Templestowe, Australia; **SIGNED BY:** Jon Deeble; **ACQUIRED:** Signed by the Red Sox as an international free agent, 2/7/2012.

2013: Started 1st pro season with 4 starts for the Gulf Coast League Red Sox, posting a 1.35 ERA (3 ER/20.0 IP) and striking out 30 of 69 batters faced...Promoted to Short-A Lowell on 7/19, where he went 3-3 with a 4.86 ERA in 8 games (7 GS)... Named New York-Penn League Pitcher of the Week for 8/5-11, going 2-0 while retiring all 22 batters faced, including 10 SO, over 7.1 innings...**PERSONAL:** Spent the 2012 campaign with the Melbourne Aces of the Australian Baseball League, appearing in 6 games...Signed as an international free agent on 2/7/12.

YEAR	CLUB	W-L	ERA	G	GS	CG	SHO	SV	IP	H	R	ER	HR	HB	BB	SO	WP	BK
2013	GCL Red Sox	0-1	1.35	4	4	0	0	0	20.0	8	3	3	2	0	6	30	0	0
	Lowell	3-3	4.86	8	7	0	0	0	33.1	29	21	18	2	1	13	35	1	0
Minor Lg. Totals		3-4	3.54	12	11	0	0	0	53.1	37	24	21	4	1	19	65	1	0

MENESES, Heiker Albert - See Page 196

INF

MERCEDES, Simon

RHP

HT: 6'4"; **WT:** 200; **BATS:** Right; **THROWS:** Right; **BORN:** 2/17/1992 in Santo Domingo, DR; **RESIDES:** Santo Domingo, DR; **SIGNED BY:** Manny Nanita and Eddie Romero; **ACQUIRED:** Signed by the Red Sox as an international free agent, 3/14/2012.

2013: Posted a 3.13 ERA (22 ER/63.1 IP) over 13 games for Short-A Lowell, the 5th-lowest mark in the Red Sox' system among qualifying pitchers...Allowed 2 runs or fewer in 8 appearances...Led the Spinners in innings pitched (63.1) and strikeouts (57)... Went 1-0 with a 1.20 ERA (2 ER/15.0 IP) as a starter...*Baseball America* rated him as the 10th-best prospect in the New York-Penn League after the season...**2012:** Made 1 start for the Dominican Summer League Red Sox in his pro debut.

YEAR	CLUB	W-L	ERA	G	GS	CG	SHO	SV	IP	H	R	ER	HR	HB	BB	SO	WP	BK
2012	DSL Red Sox	0-0	0.00	1	1	0	0	0	4.0	4	0	0	0	1	2	4	0	0
2013	Lowell	2-2	3.13	13	3	0	0	1	63.1	62	24	22	2	2	17	57	4	1
Minor Lg. Totals		2-2	2.94	14	4	0	0	1	67.1	66	24	22	2	3	19	61	4	1

MEYERS, Michael

OF

HT: 6'1"; **WT:** 175; **BATS:** Right; **THROWS:** Right; **BORN:** 12/28/1993 in Las Vegas, NV; **RESIDES:** Las Vegas, NV; **SIGNED BY:** Jim Woodward; **ACQUIRED:** Red Sox 14th pick (12th round, 391st overall) in the 2012 June Draft.

2013: Appeared exclusively in LF after playing 2B and SS in 2012...Spent majority of season with the Gulf Coast League Red Sox, where he hit .256 (22-for-86) in 26 games...Did not commit an error in 34 total chances on the year...Promoted to Short-A Lowell on 9/2 for the club's final 2 games of the season (2-for-8, 3B, RBI, 2 R)...**2012:** Made his pro debut in 30 games with the GCL Red Sox, placing 5th on the squad with 44 total bases...Batted .391 (25-for-64) with 7 doubles against right-handed pitchers... Went 8-for-24 (.333) with RISP...Played 18 games at 2B and 5 at SS...Knocked 1st career home run on 8/7 at the GCL Orioles...Led the GCL with a .446 AVG (25-for-56) in August, .057 higher than the next qualifying hitter...Also finished August with a league-high-tying 9 doubles along with 10 RBI and 10 runs in 18 games...Notched multiple hits in 4 consecutive games from 8/10-14...**PERSONAL:** Named to the 2012 Nevada All-State baseball 1st team as a senior at Silverado High School.

YEAR	CLUB	AVG	G	AB	R	H	2B	3B	HR	RBI	SH	SF	HP	BB	SO	SB	CS	E
2012	GCL Red Sox	.337	30	92	12	31	10	0	1	10	1	0	0	7	36	2	0	5
2013	GCL Red Sox	.256	26	86	10	22	6	0	0	6	4	1	0	8	24	3	3	0
	Lowell	.250	2	8	2	2	0	1	0	1	0	0	0	0	3	0	0	0
Minor Lg. Totals		.296	58	186	24	55	16	1	1	17	5	1	0	15	63	5	3	5

MIJARES, Jose Manuel - See Page 203

LHP

MILLER, Michael

INF

HT: 5'9"; **WT:** 170; **BATS:** Right; **THROWS:** Right; **BORN:** 9/27/1989 in Concord, CA; **RESIDES:** Concord, CA; **SIGNED BY:** Jim Woodward; **ACQUIRED:** Red Sox 11th pick (9th round, 301st overall) in the 2012 June Draft.

2013: Went 16-for-45 (.356) in 15 games for Single-A Greenville before landing on the DL on 4/25, where he spent the remainder of the season...Led the Drive in AVG, OBP (.442), and SLG (.489) at the time he was placed on the DL...**2012:** Made his pro debut with Short-A Lowell, ranking 2nd on the club and 3rd in the New York-Penn League with 21 stolen bases...Led the Spinners in at-bats (64), hits (69), and doubles (tied, 14), while placing 2nd in games (66), runs (39), and total bases (88)...Appeared in 31 games at SS, 29 at 3B, and 6 at 1B...Hit .311 (28-for-90) when leading off an inning... Reached safely in 22 consecutive away games from 7/6-8/23 at .291 (25-for-86) with 17 walks...Knocked 1st career homer on 8/10 at Hudson Valley...**PERSONAL:** Selected to the All-Big West Conference 1st Team as a senior in 2012 after leading California Polytechnic State - San Luis Obispo with a .354 AVG (87-for-246).

YEAR	CLUB	AVG	G	AB	R	H	2B	3B	HR	RBI	SH	SF	HP	BB	SO	SB	CS	E
2012	Lowell	.261	66	264	39	69	14	1	1	15	1	0	1	29	35	21	3	6
2013	Greenville	.356	15	45	8	16	6	0	0	2	1	0	2	5	5	3	1	3
Minor Lg. Totals		.275	81	309	47	85	20	1	1	17	2	0	3	34	40	24	4	9

Minor League Players, Continued

MINNICH, Nathan

1B

HT: 6'3"; **WT:** 245; **BATS:** Left; **THROWS:** Right; **BORN:** 7/21/1990 in Waynesboro, PA; **RESIDES:** Waynesboro, PA; **SIGNED BY:** Jon Adkins; **ACQUIRED:** Red Sox 10th pick (8th round, 271st overall) in the 2012 June Draft.

2013: Appeared in 21 games with the Gulf Coast Red Sox to start the season, where he had a .400 OBP (16-for-60, 10 BB, 4 HBP)...Promoted to Short-A Lowell on 7/25 for the remainder of the season (24 G)...Combined for a .243 AVG (35-for-144) between both levels...**2012:** Played in 39 games in his pro debut between Lowell and the GCL Red Sox, batting .201 (28-for-139) with 5 doubles, 1 triple, 20 RBI, 15 runs, and 25 walks...Began the season with the Spinners and transferred to the GCL on 7/15...Ranked 3rd on the GCL Sox with 21 walks and tied for 4th with 17 RBI...Collected a season-high 4 hits on 7/17 at the GCL Rays and ended July with a .324 AVG (11-for-34) with 10 RBI in 10 games...**PERSONAL:** Won the 2012 Tino Martinez Award as most outstanding player in Division II college baseball as a senior at Sheppard (WV) University after leading the level with a .980 SLG and hitting .487 (74-for-152) with 12 doubles, a school-record 21 homers, 72 RBI, and 69 runs...Set the career mark for homers at Sheppard with 58.

YEAR	CLUB	AVG	G	AB	R	H	2B	3B	HR	RBI	SH	SF	HP	BB	SO	SB	CS	E
2012	GCL Red Sox	.232	27	95	13	22	5	1	0	17	0	3	1	21	34	0	0	4
	Lowell	.136	12	44	2	6	0	0	0	3	0	0	3	4	13	0	0	3
2013	GCL Red Sox	.267	21	60	5	16	10	1	0	7	0	1	4	10	17	0	1	1
	Lowell	.226	24	84	8	19	5	0	1	9	0	2	3	7	31	0	0	3
Minor Lg. Totals		.223	84	283	28	63	20	2	1	36	0	6	11	42	95	0	1	11

MONGE, Joseph Paynne

OF

HT: 5'10"; **WT:** 175; **BATS:** Right; **THROWS:** Right; **BORN:** 5/18/1995 in Bronx, NY; **RESIDES:** San Juan, PR; **SIGNED BY:** Edgar Perez; **ACQUIRED:** Red Sox 17th pick (17th round, 503rd overall) in the 2013 June Draft.

2013: Made his pro debut with the Gulf Coast League Red Sox, appearing in 39 games...**PERSONAL:** Selected by the Red Sox in the 17th round of the 2013 June Draft out of the Carlos Beltran Baseball Academy (PR).

YEAR	CLUB	AVG	G	AB	R	H	2B	3B	HR	RBI	SH	SF	HP	BB	SO	SB	CS	E
2013	GCL Red Sox	.225	39	111	18	25	5	0	0	10	1	0	3	9	31	7	6	0

MOORE, Nicholas Robert (Nick)

3B

HT: 6'2"; **WT:** 200; **BATS:** Switch; **THROWS:** Right; **BORN:** 12/9/1992 in Snellville, GA; **RESIDES:** Auburn, GA; **SIGNED BY:** Tim Hyers; **ACQUIRED:** Red Sox 33rd pick (30th round, 922nd overall) in the 2011 June Draft.

2013: Started the season with Single-A Greenville (24 G) before moving to Short-A Lowell (57 G) on 5/13...Had an 11-game hit streak from 8/4-20 at a .308 clip (12-for-39, 2 2B, 3B, HR, 5 RBI)...**2012:** Spent the majority of the season with the Gulf Coast League Red Sox, leading the club and placing among league leaders in runs (T-3rd, 33) and walks (2nd, 32)...Also paced the GCL Sox with 3 homers and ranked among leaders in games (3rd, 50), at-bats (4th, 175), hits (3rd, 44), triples (3rd, 2), RBI (3rd, 24), total bases (4th, 63), and stolen bases (T-3rd, 7)...Batted .297 (22-for-74) with 5 doubles and 20 runs in 22 games in July...Promoted to Lowell on 8/30 and played 7 games with the Spinners...**2011:** Made pro debut in 15 games with the GCL Red Sox...Hit 1st pro homer on 8/13 at the GCL Twins...**PERSONAL:** Batted .400 with 6 home runs, 27 RBI, 32 runs and 12 stolen bases for Brookwood (GA) High School as a senior in 2011.

YEAR	CLUB	AVG	G	AB	R	H	2B	3B	HR	RBI	SH	SF	HP	BB	SO	SB	CS	E
2011	GCL Red Sox	.184	15	49	8	9	1	1	1	6	0	0	1	11	17	0	2	3
2012	GCL Red Sox	.251	50	175	33	44	6	2	3	24	1	2	1	32	46	7	1	16
	Lowell	.115	7	26	0	3	0	0	0	1	1	0	0	2	12	0	0	1
2013	Lowell	.183	57	186	21	34	7	1	1	15	3	3	3	20	80	6	1	16
	Greenville	.158	24	76	6	12	2	0	2	8	0	0	0	11	47	3	1	11
Minor Lg. Totals		.199	153	512	68	102	16	4	7	54	5	5	5	76	202	16	5	47

NUNEZ, Jhon Manuel

C

HT: 5'9"; **WT:** 162; **BATS:** Switch; **THROWS:** Right; **BORN:** 12/5/1994 in Villa Gonzalez, DR; **RESIDES:** Villa Gonzalez, DR; **SIGNED BY:** Manny Nanita; **ACQUIRED:** Signed by the Red Sox as an international free agent, 12/3/2012.

2013: In his 1st pro season, ranked among Dominican Summer League Red Sox leaders in games (T-3rd, 60), runs (3rd, 32), hits (5th, 48), walks (4th, 26), stolen bases (2nd, 16), and OBP (4th, .333)...Threw out 34.2 percent (25 of 73) of attempted base stealers...Named Red Sox Minor League Base Stealer of the Month for June after going 8-for-9 in stolen base attempts over 21 games.

YEAR	CLUB	AVG	G	AB	R	H	2B	3B	HR	RBI	SH	SF	HP	BB	SO	SB	CS	E
2013	DSL Red Sox	.240	60	200	32	48	6	3	0	16	2	2	3	26	23	16	8	6

OLIVERAS, Rafael

INF

HT: 5'10"; **WT:** 180; **BATS:** Right; **THROWS:** Right; **BORN:** 1/4/1995 in Ponce, PR; **RESIDES:** Yauco, PR; **SIGNED BY:** Edgar Perez; **ACQUIRED:** Red Sox 35th pick (35th round, 1,043rd overall) in the 2013 June Draft.

2013: Appeared in 7 games between the Red Sox' Dominican Summer League and Gulf Coast League affiliates.

YEAR	CLUB	AVG	G	AB	R	H	2B	3B	HR	RBI	SH	SF	HP	BB	SO	SB	CS	E
2013	DSL Red Sox	.000	3	5	0	0	0	0	0	0	0	0	0	0	3	0	0	0
	GCL Red Sox	.000	4	6	0	0	0	0	0	0	0	0	0	2	1	0	0	0
Minor Lg. Totals		.000	7	11	0	0	0	0	0	0	0	0	0	2	4	0	0	0

Minor League Players, Continued

OTT, Matthew Tyler (Matty)

RHP

HT: 6'1"; **WT:** 190; **BATS:** Right; **THROWS:** Right; **BORN:** 4/20/1990 in New Orleans, LA; **RESIDES:** Walker, LA; **SIGNED BY:** Matt Dorey; **ACQUIRED:** Red Sox 16th pick (13th round, 412th overall) in the 2011 June Draft.

2013: Spent most of the season at High-A Salem, posting a 3.82 ERA (31 ER/73.0 IP) in 37 games...Promoted to Double-A Portland on 7/12 for 1 appearance (4.0 IP, 1 H, 0 R)...Limited opponents to 3 runs in final 15.1 regular-season innings (1.76 ERA) from 8/2-9/1...Tossed 2.1 scoreless frames of relief for Salem during its postseason run to the Mills Cup Championship...**2012:** Finished 2nd on Single-A Greenville with 39 appearances and 3rd with 5 saves in his full-season debut with the Drive...Allowed 10.39 base runners per 9.0 innings (97 BR/84.0 IP), the 5th-lowest rate among South Atlantic League relievers...Held opponents to a .219 AVG (68-for-310)...Went at least 2.0 innings in 30 of his 39 relief outings...Surrendered 5 runs in 15.2 innings (2.87 ERA) in 8 games in June...**2011:** Made his pro debut with Short-A Lowell on 7/5 and appeared in 14 games in relief with the Spinners...Held right-handed opponents to a .170 AVG (9-for-53)...Earned the win in 2 of his first 3 career outings...Allowed 1 run in 11.1 innings over first 5 appearances from 7/5-22...**PERSONAL:** Played 3 seasons for Louisiana State University (2009-11), setting the school record with 33 saves...Named a 2nd-Team All-American and 1st-Team All-Southeastern Conference as a freshman in 2009 after setting a single-season school record with 16 saves and helping the Tigers to the National Championship...Played for Harwich of the Cape Cod League in 2010 and was selected as a Cape League All-Star.

YEAR	CLUB	W-L	ERA	G	GS	CG	SHO	SV	IP	H	R	ER	HR	HB	BB	SO	WP	BK
2011	Lowell	2-0	3.75	14	0	0	0	0	24.0	20	11	10	1	0	9	20	2	0
2012	Greenville	4-3	3.54	39	0	0	0	5	84.0	68	42	33	12	2	27	65	12	0
2013	Salem	4-5	3.82	37	0	0	0	5	73.0	67	33	31	4	4	22	66	1	0
	Portland	0-0	0.00	1	0	0	0	0	4.0	1	0	0	0	0	1	2	0	0
Minor Lg. Totals		10-8	3.60	91	0	0	0	10	185.0	156	86	74	17	6	59	153	15	0

OWENS, Henry C. - See Page 246

LHP

PENA, Darwin

1B

HT: 6'0"; **WT:** 180; **BATS:** Left; **THROWS:** Left; **BORN:** 3/5/1993 in San Francisco De Macoris, DR; **RESIDES:** San Francisco De Macoris, DR; **SIGNED BY:** Victor Torres; **ACQUIRED:** Signed by the Red Sox as an international free agent, 10/17/2012.

2013: Hit .236 (53-for-225) over 59 games for the Dominican Summer League Red Sox in his 1st pro season...Ranked among club leaders in at-bats (3rd), hits (3rd), triples (2nd, 4), RBI (3rd, 28), and total bases (3rd, 72)...Appeared exclusively at 1B, posting a .993 fielding percentage (4 E/573 TC).

YEAR	CLUB	AVG	G	AB	R	H	2B	3B	HR	RBI	SH	SF	HP	BB	SO	SB	CS	E
2013	DSL Red Sox	.236	59	225	22	53	5	4	2	28	0	1	1	21	42	2	1	4

PENA, Miguel Eduardo

LHP

HT: 5'2"; **WT:** 175; **BATS:** Left; **THROWS:** Left; **BORN:** 10/24/1990 in Mission, TX; **RESIDES:** Mission, TX; **SIGNED BY:** Matt Dorey; **ACQUIRED:** Red Sox 9th pick (6th round, 202nd overall) in the 2011 June Draft.

2013: Combined for a 4.29 ERA (47 ER/98.2 IP) between High-A Salem (15 GS) and Double-A Portland (3 GS)...Surrendered just 3 runs in his last 20.0 innings (1.35 ERA) with Salem from 8/5-15...Promoted to the Sea Dogs on 8/20...Tossed 7.0 shutout frames in his Double-A debut on 8/21 vs. New Hampshire...Made 7 starts for Arizona Fall League Champion Surprise after the season...**2012:** Made his full-season debut with Single-A Greenville, leading the club in ERA (2.95) and placing among leaders in wins (2nd, 8), starts (3rd, 19), innings (3rd, 100.2), and strikeouts (3rd, 91)...Held right-handed opponents to a .230 AVG (67-for-291)...Named the Red Sox Minor League Pitcher of the Month for May after going 3-0 with a 1.91 ERA (7 ER/33.0 IP) and 40 strikeouts compared to 5 walks in 6 starts...Selected as the South Atlantic League Pitcher of the Week for 5/7-13 after tossing 6.0 no-hit innings on 5/8 vs. Rome...Missed time on the DL from 7/7-8/6, making a rehab start with the Gulf Coast League Red Sox on 8/1...**2011:** Made pro debut in 5 games with Short-A Lowell before a season-ending DL stint beginning 7/22...Struck out 22 in 15.1 innings...Allowed 1 run on 4 hits and 1 walk over 7.1 innings in 2 starts...**PERSONAL:** Went 10-3 with a team-best 1.91 ERA (18 ER/85.0 IP) and 93 strikeouts in 14 starts for San Jacinto College North (TX) in 2011...Earned a National Junior College Athletic Association All-American honorable mention and was unanimous All-Region XIV South Conference in 2011...Selected by San Diego in the 13th round of the 2010 June Draft and then by Washington in the 5th round of the 2009 June Draft but did not sign with either club.

YEAR	CLUB	W-L	ERA	G	GS	CG	SHO	SV	IP	H	R	ER	HR	HB	BB	SO	WP	BK
2011	Lowell	1-0	2.35	5	2	0	0	0	15.1	10	4	4	0	0	3	22	1	1
2012	GCL Red Sox	0-1	4.50	1	0	0	0	0	4.0	3	2	2	0	1	1	4	1	0
	Greenville	8-7	2.95	20	19	0	0	0	100.2	95	43	33	7	4	21	91	4	3
2013	Salem	6-7	4.00	15	15	1	0	0	81.0	84	39	36	4	4	27	54	1	0
	Portland	1-1	5.60	3	3	0	0	0	17.2	18	11	11	4	0	5	12	1	0
Minor Lg. Totals		16-16	3.54	44	39	1	0	0	218.2	210	99	86	15	9	57	183	8	4

PERALTA, Aneudis Jose

3B

HT: 5'11"; **WT:** 196; **BATS:** Right; **THROWS:** Right; **BORN:** 8/21/1993 in Puerto Plata, DR; **RESIDES:** Puerto Plata, DR; **SIGNED BY:** Victor Torres; **ACQUIRED:** Signed by the Red Sox as an international free agent, 12/7/2010.

2013: Ranked 6th among all Red Sox minor leaguers with a .288 average (44-for-153) for the Gulf Coast League Red Sox...Placed among club leaders in hits (2nd), doubles (2nd, 12), RBI (T-1st, 20), and total bases (2nd, 56)...Hit .326 (14-for-43) against left-handed pitching...**2012:** Returned to the Dominican Summer League where he appeared in 61 games, hitting .249 (52-for-209)...Collected a team-leading 18 doubles...**2011:** Made his pro debut for the DSL Red Sox, playing 64 games.

Minor League Players, Continued

PERALTA, Aneudis Jose, Continued

YEAR	CLUB	AVG	G	AB	R	H	2B	3B	HR	RBI	SH	SF	HP	BB	SO	SB	CS	E
2011	DSL Red Sox	.191	64	230	38	44	8	0	1	28	1	3	7	51	43	6	1	24
2012	DSL Red Sox	.249	61	209	31	52	18	1	0	26	2	2	6	35	39	2	3	20
2013	GCL Red Sox	.288	44	153	20	44	12	0	0	20	0	2	2	11	22	1	2	10
Minor Lg. Totals		.236	169	592	89	140	38	1	1	74	3	7	15	97	104	9	6	54

PERDOMO, Christian

LHP

HT: 6'6"; **WT:** 180; **BATS:** Left; **THROWS:** Left; **BORN:** 11/9/1993 in New York, NY; **RESIDES:** New York, NY; **SIGNED BY:** Manny Nanita; **ACQUIRED:** Signed by the Red Sox as a non-drafted free agent, 1/25/2013.

2013: Made his pro debut with the Gulf Coast League Red Sox, appearing in 7 games (1 GS)...Spent most of July on the DL (7/3-31)...**PERSONAL:** Signed as a free agent out of ASA (NY) College on 1/25/13.

YEAR	CLUB	W-L	ERA	G	GS	CG	SHO	SV	IP	H	R	ER	HR	HB	BB	SO	WP	BK
2012	GCL Red Sox	2-1	5.79	7	1	0	0	0	18.2	16	12	12	0	1	11	13	3	2

PEREZ, Oscar Andres

RHP

HT: 6'1"; **WT:** 185; **BATS:** Right; **THROWS:** Right; **BORN:** 11/9/1991 in Caracas, VZ; **RESIDES:** Miranda, VZ; **SIGNED BY:** Fernando Veracierta; **ACQUIRED:** Signed by the Red Sox as an international free agent, 7/2/2008.

2013: Converted to pitcher after 5 pro seasons at catcher...Posted a 2.67 ERA (8 ER/27.0 IP) in 16 games, all in relief, for the Gulf Coast League Red Sox...Allowed 1 earned run over his final 12.1 innings (0.73 ERA)...**2012:** Returned to Short-A Lowell...Caught 22 of 50 (44.0%) attempted base stealers to lead the New York-Penn League...Also led all NYPL C with 46 assists...**2011:** In 47 games between the GCL Red Sox and Lowell, batted .179 (26-for-145)...Caught 21 of 43 (48.8%) attempted bases stealers to lead the GCL and 24 of 55 (43.6%) between both stops...Promoted to Lowell on 8/19...After the season, played 2 games for Tiburones de La Guaira of the Venezuelan Winter League...**2010:** Led the GCL Red Sox with 30 games behind the plate...Ranked among GCL catchers in double plays turned (1st, 5th), assists (T-1st, 31), and caught stealing percentage (3rd, 37.5%, 18 of 48)...Hit a team-high .351 (13-for-37) in 14 July games...**2009:** Led the Dominican Summer League Red Sox with 46 games caught in his 1st pro season...Threw out a league-high 45 runners attempting to steal and ranked 4th among qualifying DSL backstops with a 44.1 caught stealing percentage (102 attempts)...Tied for 3rd on the team with 11 doubles...Began the season batting .289 (22-for-76) with 8 extra-base hits (7 2B, 1 HR) and 13 RBI in 19 June games.

YEAR	CLUB	W-L	ERA	G	GS	CG	SHO	SV	IP	H	R	ER	HR	HB	BB	SO	WP	BK
2013	GCL Red Sox	2-2	2.67	16	0	0	0	8	27.0	21	15	8	0	2	9	15	2	1

PEREZ, Randy

LHP

HT: 5'10"; **WT:** 165; **BATS:** Left; **THROWS:** Left; **BORN:** 4/1/1994 in San Cristobal, DR; **RESIDES:** San Cristobal, DR; **SIGNED BY:** Manny Nanita and Craig Shipley; **ACQUIRED:** Signed by the Red Sox as an international free agent, 7/2/2011.

2013: Placed among Gulf Coast League leaders in ERA (8th, 2.39), WHIP (5th, 1.02), and opponents average (2nd, .184)...Owned the 2nd-best ERA among qualifying Red Sox minor league pitchers...Allowed 1 run or fewer in 8 of 12 appearances...Limited opponents to a .184 AVG, the 2nd-lowest mark in the GCL among qualifying pitchers...Allowed just 6 earned runs in 29.2 innings as a starter (1.82 ERA)...**2012:** Made his pro debut with the Dominican Summer League Red Sox, ranking among club leaders in wins (T-3rd, 5), games (T-3rd, 15), starts (5th, 12), innings (4th, 56.2), and strikeouts (2nd, 43)...Came out of the bullpen for his first 3 appearances before posting a 3.62 ERA (20 ER/49.2 IP) as a starter over his final 12 games...Converted only save opportunity on 6/9 vs. the DSL Pirates...Gave up 1 hit over 5.0 scoreless frames to earn the win on 6/29 vs. the DSL Marlins...Struck out a season-high 9 batters on 8/15 at the DSL Marlins.

YEAR	CLUB	W-L	ERA	G	GS	CG	SHO	SV	IP	H	R	ER	HR	HB	BB	SO	WP	BK
2012	DSL Red Sox	5-3	3.97	15	12	0	0	1	56.2	53	28	25	0	1	27	43	8	0
2013	GCL Red Sox	3-2	2.39	12	7	0	0	0	49.0	32	14	13	1	5	18	38	2	0
Minor Lg. Totals		8-5	3.24	27	19	0	0	1	105.2	85	42	38	1	6	45	81	10	0

PERKINS, Kendrick Artez

OF

HT: 6'2"; **WT:** 225; **BATS:** Left; **THROWS:** Right; **BORN:** 9/12/1991 in La Porte, TX; **RESIDES:** La Porte, TX; **SIGNED BY:** Matt Dorey; **ACQUIRED:** Red Sox 8th pick (6th round, 203rd overall) in the 2010 June Draft.

2013: Split the season between Short-A Lowell (17 G) and Single-A Greenville (45 G)...Combined to hit .308 (16-for-52) with 2 outs and runners in scoring position on the season...Went 4-for-23 (.174) in 7 games before being placed on the DL on 4/13...Transferred to Lowell upon 6/10 activation...Had 13 RBI in 17 games with the Spinners...Transferred back to Greenville on 7/17 for the rest of the year...Hit .261 (24-for-92) with 7 doubles, 2 homers, 9 RBI, and 8 walks in August...**2012:** Ranked among Lowell leaders in runs (4th, 24) and homers (T-2nd, 4) despite missing the last month of the season on the DL...Batted .345 (10-for-29) with 2 homers when leading off an inning...Scored a season-high 3 runs on 6/20 at Connecticut...Went on the DL on 8/11...**2011:** Led the Gulf Coast League Red Sox with 11 doubles and 27 walks...Ranked among club leaders in games (2nd, 49), at-bats (3rd, 171), runs (2nd, 24), hits (3rd, 44), homers (T-3rd, 3), and RBI (2nd, 19)...Batted .310 (13-for-42) with 3 home runs with runners on base and 2 outs...Set season highs with 3 doubles on 7/18 at the GCL Rays and 2 homers and 4 RBI on 7/25 vs. the GCL Rays...**2010:** Appeared in 3 games with the GCL Red Sox in his pro debut...**PERSONAL:** Hit .421 with 4 home runs and 26 RBI as a senior at La Porte (TX) High School in 2010...Had committed to playing both baseball and football at Texas A&M University before signing with Boston.

Minor League Players, Continued

PERKINS, Kendrick Artez, Continued

YEAR	CLUB	AVG	G	AB	R	H	2B	3B	HR	RBI	SH	SF	HP	BB	SO	SB	CS	E
2010	GCL Red Sox	.000	3	7	1	0	0	0	0	1	0	1	0	1	7	0	0	0
2011	GCL Red Sox	.257	49	171	24	44	11	1	3	19	1	0	1	27	62	1	2	2
2012	Lowell	.223	42	148	24	33	6	1	4	16	0	1	3	17	60	3	1	5
2013	Lowell	.227	17	66	9	15	4	0	1	13	0	0	0	6	20	4	0	1
	Greenville	.221	45	154	14	34	9	1	2	10	0	0	2	10	57	4	5	3
Minor Lg. Totals		.231	156	546	72	126	30	3	10	59	1	2	6	61	206	12	8	11

PIMENTEL, Yankory Miguel

RHP

HT: 6'2"; **WT:** 200; **BATS:** Right; **THROWS:** Right; **BORN:** 9/29/1993 in Santo Domingo, DR; **RESIDES:** Santo Domingo, DR; **SIGNED BY:** Manny Nanita; **ACQUIRED:** Signed by the Red Sox as an international free agent, 10/9/2011.

2013: Made a team-high 14 starts for the Dominican Summer League Red Sox, posting a 2.62 ERA (20 ER/68.2 IP)...Ranked among team leaders in wins (T-2nd, 5), innings (1st), and strikeouts (5th, 40)...Held left-handed batters to a .184 AVG (9-for-49)...**2012:** Made his pro debut with the DSL Red Sox, posting a 2.76 ERA (10 ER/32.2 IP)...7 of his 12 appearances, all in relief, were scoreless...Surrendered just 1 earned run over 19.2 innings in July (0.46 ERA) with 15 SO.

YEAR	CLUB	W-L	ERA	G	GS	CG	SHO	SV	IP	H	R	ER	HR	BB	SO	WP	BK	
2012	DSL Red Sox	1-0	2.76	12	0	0	0	1	32.2	28	13	10	1	0	15	30	2	0
2013	DSL Red Sox	5-4	2.26	14	14	0	0	0	68.2	59	24	20	2	2	12	40	3	0
Minor Lg. Totals		6-4	2.66	26	14	0	0	1	101.1	87	37	30	3	2	27	70	5	0

PINALES, Carlos Jose

RHP

HT: 6'1"; **WT:** 180; **BATS:** Right; **THROWS:** Right; **BORN:** 4/5/1992 in Bani, DR; **RESIDES:** Bani, DR; **SIGNED BY:** Manny Nanita and Craig Shipley; **ACQUIRED:** Signed by the Red Sox as an international free agent, 4/26/2010.

2013: Promoted from the Gulf Coast Red Sox to Short-A Lowell on 7/1, combining for a 2.25 ERA (9 ER/36.0 IP) and 0.89 WHIP between both clubs...Ranked among New York-Penn League leaders in fewest base runners per 9.0 innings (1st, 8.31) and fewest walks per 9.0 innings (3rd, 0.89)...**2012:** Led the GCL Red Sox with 16 appearances and 2 holds, while finishing among club leaders in wins (T-2nd, 4), saves (2nd, 3), innings (3rd, 41.1), strikeouts (T-4th, 34), and games finished (2nd, 12)...Surrendered just 1 walk in 41.1 innings (0.22 BB per 9.0 IP) while allowing 34 total base runners (7.40) to lead all GCL relievers...Began the season in the Dominican Summer League, making 2 appearances before being promoted to the GCL on 6/17...Posted the lowest ERA in the GCL (min. 40.0 IP) following his promotion until the end of the season...**2011:** Returned to the DSL and ranked among club leaders in wins (T-3rd, 4), appearances (3rd, 18), strikeouts (2nd, 46), and games finished (2nd, 14)...Struck out 10.53 batters per 9.0 innings (39.1 IP)...Converted 4 of 5 save opportunities...Gave up 2 hits in 23 opponent at-bats (.087) with RISP and 2 outs...Fanned a season-high 7 batters on 7/25 vs. the DSL Dodgers...**2010:** Made pro debut with the DSL Red Sox...Posted a 1.11 ERA (3 ER/24.1 IP) in 8 games as a reliever...Converted only save opportunity on 7/12 vs. the DSL Mets.

YEAR	CLUB	W-L	ERA	G	GS	CG	SHO	SV	IP	H	R	ER	HR	HB	BB	SO	WP	BK
2010	DSL Red Sox	1-3	1.46	11	3	0	0	1	37.0	37	12	6	2	5	7	18	3	0
2011	DSL Red Sox	4-3	2.06	18	0	0	0	4	39.1	35	11	9	1	3	7	46	1	0
2012	DSL Red Sox	1-0	0.00	2	0	0	0	0	4.1	2	0	0	0	0	1	2	0	0
2013	GCL Red Sox	4-1	1.52	16	0	0	0	3	41.1	32	12	7	2	1	1	34	4	0
	GCL Red Sox	2-0	0.00	3	0	0	0	0	5.2	4	0	0	0	1	1	7	0	0
	Lowell	2-1	2.67	13	0	0	0	0	30.1	24	10	9	2	1	3	24	0	0
Minor Lg. Totals		14-8	1.77	63	3	0	0	8	158.0	134	45	31	7	11	20	131	8	0

PRICE, Matthew Alexander

RHP

HT: 6'3"; **WT:** 185; **BATS:** Right; **THROWS:** Right; **BORN:** 7/8/1989 in Atlanta, GA; **RESIDES:** Marietta, GA; **SIGNED BY:** Chris Calciano; **ACQUIRED:** Red Sox 10th pick (8th round, 263rd overall) in the 2010 June Draft.

2013: Went 6-0 with a 2.41 ERA (14 ER/52.1 IP) in 35 games for High-A Salem...Converted 6 of 7 save opportunities...Posted a 1.08 ERA (3 ER/25.0 IP) over the 2nd half of the season...Spent time on the DL from 8/8-22...Tossed 4.0 scoreless innings with a save in 2 postseason games for Salem during its run to the Mills Cup Championship...**2012:** Did not play...**2011:** Made his pro debut in 3 games between the Gulf Coast League Red Sox and Single-A Greenville...**PERSONAL:** Went 7-4 with a 4.95 ERA and 85 SO in 91.0 innings over 17 games (15 GS) for Virginia Tech as a sophomore in 2010, leading the Hokies in wins and innings...Originally selected by ATL in the 34th round of the 2008 June Draft, but did not sign.

YEAR	CLUB	W-L	ERA	G	GS	CG	SHO	SV	IP	H	R	ER	HR	HB	BB	SO	WP	BK
2011	GCL Red Sox	0-0	4.50	2	2	0	0	0	2.0	2	1	1	0	0	1	3	0	0
	Greenville	0-0	6.75	1	0	0	0	0	1.1	3	1	1	0	0	1	1	0	0
2012		Did Not Play																
2013	Salem	6-0	2.41	35	0	0	0	6	52.1	32	15	14	2	3	22	50	7	1
Minor Lg. Totals		6-0	2.59	38	2	0	0	6	55.2	37	17	16	2	3	24	54	7	1

Minor League Players, Continued

QUEVEDO, Heri Alberto

RHP

HT: 6'2"; **WT:** 211; **BATS:** Right; **THROWS:** Right; **BORN:** 6/7/1990 in Bona0, DR; **RESIDES:** Bona0, DR; **SIGNED BY:** Manny Nanita and Eddie Romero; **ACQUIRED:** Signed by the Red Sox as an international free agent, 6/23/2012.

2013: Spent most of the season with High-A Salem, appearing in 23 games (11 GS)...Placed on the DL 5/30-6/27 and made 1 rehab start with Short-A Lowell on 6/23...Had 3 straight scoreless appearances (14.1 IP) from 7/9-20...Tossed 7.0 shutout innings for the win in Game 1 of the Mills Cup Finals at Potomac en route to Salem's championship...**2012:** Did not play.

YEAR	CLUB	W-L	ERA	G	GS	CG	SHO	SV	IP	H	R	ER	HR	HB	BB	SO	WP	BK
2012									Did Not Play									
2013	Lowell	0-0	0.00	1	1	0	0	0	2.0	3	0	0	0	0	1	2	0	0
	Salem	6-5	4.18	23	11	0	0	2	97.0	84	52	45	4	5	52	91	9	1
Minor Lg. Totals		6-5	4.09	24	12	0	0	2	99.0	87	52	45	4	5	53	93	9	1

RAMIREZ, Noe - See Page 276

RHP

RAMIREZ, Victor Manuel

RHP

HT: 6'1"; **WT:** 187; **BATS:** Right; **THROWS:** Right; **BORN:** 5/12/1995 in Caja Seca, VZ; **RESIDES:** Merida, VZ; **SIGNED BY:** Angel Escobar; **ACQUIRED:** Signed by the Red Sox as an international free agent, 8/31/2011.

2013: Recorded the 2nd-most saves in the Dominican Summer League (15) while posting a 0.91 ERA (3 ER/29.2 IP) for the DSL Red Sox...19 of his 22 outings were scoreless, all coming in relief...Struck out 9.41 batters per 9.0 innings (31 SO/29.2 IP)...**2012:** Made his pro debut with the DSL Red Sox, allowing 7 earned runs in 47.2 innings (1.32 ERA) for the lowest ERA on the club (min. 5.0 IP)...Went 4-for-5 in save opportunities.

YEAR	CLUB	W-L	ERA	G	GS	CG	SHO	SV	IP	H	R	ER	HR	HB	BB	SO	WP	BK
2012	DSL Red Sox	3-0	1.32	13	0	0	0	4	47.2	31	15	7	0	5	13	29	3	1
2013	DSL Red Sox	2-2	0.91	22	0	0	0	15	29.2	19	3	3	0	1	6	31	0	0
Minor Lg. Totals		5-2	1.16	35	0	0	0	19	77.1	50	18	10	0	6	19	60	3	1

RAMOS, Henry

OF

HT: 6'2"; **WT:** 187; **BATS:** Switch; **THROWS:** Right; **BORN:** 4/15/1992 in Maunabo, PR; **RESIDES:** Maunabo, PR; **SIGNED BY:** Edgar Perez; **ACQUIRED:** Red Sox 7th pick (5th round, 173rd overall) in the 2010 June Draft.

2013: Ranked among High-A Salem club leaders in games (2nd, 129), runs (1st, 69), hits (2nd, 118), doubles (3rd, 27), triples (T-1st, 7), homers (2nd, 12), and RBI (2nd, 55)...Tied for the 3rd-most triples in the Carolina League...Had a 15-game hit streak from 6/25-7/11 at .338 (22-for-65, 6 2B, 2 HR, 9 RBI)...Went 6-for-21 (.286, 2B, 4 RBI, BB) during Salem's postseason run to the Mills Cup Championship...After the season, played in 40 games for Leones de Ponce of the Puerto Rican Winter League...**2012:** Played in a team-high 122 games in his return to Single-A Greenville...Placed among club leaders in at-bats (3rd, 441), runs (T-3rd, 61), hits (3rd, 112), doubles (4th, 24), triples (T-2nd, 4), homers (3rd, 8), RBI (3rd, 63), and total bases (3rd, 168)...Batted .303 (33-for-109) against southpaws...Went 5-for-13 (.385) with the bases loaded...Appeared at all 3 OF positions...Hit .292 (31-for-106) with 8 doubles, 2 triples, 2 homers, and 17 RBI in May...Stole a season-high 2 bases on 7/8 vs. Rome...After the season, hit .286 (28-for-98) with 11 doubles in 33 regular-season games and .318 (14-for-44) in 14 playoff contests for Ponce of the PRWL...**2011:** Tied for 2nd on Greenville with 4 triples...Appeared in 52 games in CF, 29 games in RF, and 5 at DH...Scored a season-high 4 runs on 6/1 at Hagerstown...Hit safely in 15 consecutive games at a .393 clip (24-for-61) with 5 doubles, 2 triples, and 7 RBI for the Drive from 7/4-22...Recorded a season-high 4 hits on 9/4 at Hickory...Went 10-for-24 (.417) over his final 6 games...After the season, batted .273 (9-for-33) in 18 games with Ponce of the PRWL...**2010:** Hit .281 (45-for-160) with 3 homers and 28 RBI between the Gulf Coast League Red Sox and Short-A Lowell...Led Boston's GCL qualifiers in batting (.309), finished 2nd in OBP (.370) and OPS (.819), and 3rd in SLG (.449)...Batted .330 (37-for-112) over his final 35 games in the GCL before joining the Spinners on 8/28...Hit .428 (18-for-42) with runners in scoring position...Named the No. 19 prospect in the GCL by *Baseball America*...Played in 23 games with Ponce of the PRWL...**PERSONAL:** Attended Alfonso Casta Martinez (PR) High School.

YEAR	CLUB	AVG	G	AB	R	H	2B	3B	HR	RBI	SH	SF	HP	BB	SO	SB	CS	E
2010	GCL Red Sox	.309	43	136	18	42	8	1	3	26	2	3	3	12	28	12	6	4
2011	Lowell	.125	7	24	1	3	0	0	0	2	0	0	0	1	8	0	0	2
	Greenville	.262	85	332	40	87	17	4	5	43	0	3	2	17	76	15	6	7
2012	Greenville	.254	122	441	61	112	24	4	8	63	5	0	4	44	101	12	10	9
2013	Salem	.252	129	469	69	118	27	7	12	55	6	7	3	55	100	11	12	4
Minor Lg. Totals		.258	386	1402	189	362	76	16	28	189	13	13	12	129	313	50	34	26

RAMOS, Luis Antonio

LHP

HT: 6'1"; **WT:** 180; **BATS:** Left; **THROWS:** Left; **BORN:** 6/5/1995 in Bella Vista, Panama; **RESIDES:** Pacora, Panama; **SIGNED BY:** Todd Claus and Ronaldo Pino; **ACQUIRED:** Signed by the Red Sox as an international free agent, 3/3/2012.

2013: Returned to the Dominican Summer League Red Sox, posting a 2.04 ERA (13 ER/57.1 IP) in 12 starts...Finished among team leaders in wins (T-2nd, 5), innings (4th), and WHIP (3rd, 0.82)...**2012:** Made his pro debut with the DSL Red Sox with 9 relief appearances.

YEAR	CLUB	W-L	ERA	G	GS	CG	SHO	SV	IP	H	R	ER	HR	HB	BB	SO	WP	BK
2012	DSL Red Sox	0-3	9.90	9	0	0	0	0	10.0	13	14	11	1	2	6	7	0	0
2013	DSL Red Sox	5-3	2.04	12	12	0	0	0	57.1	43	18	13	0	1	4	38	1	0
Minor Lg. Totals		5-6	3.21	21	12	0	0	0	67.1	56	32	24	1	3	10	45	1	0

Minor League Players, Continued

REED, Nathan Andrew

LHP

HT: 6'3"; **WT:** 180; **BATS:** Left; **THROWS:** Left; **BORN:** 12/1/1987 in Reading, PA; **RESIDES:** Temple, PA; **SIGNED BY:** Mike Moriarty (Mariners); **ACQUIRED:** Signed by the Red Sox as minor league free agent, 9/23/2013.

2013: Spent the season with the Lancaster Barnstormers of the independent Atlantic League...Had a 2.87 ERA (24 ER/75.1 IP) with 71 strikeouts and 32 walks...After the season, appeared in 4 games for Naranjeros de Hermosillo of the Mexican Pacific League where he had a 0.55 ERA (1 ER/16.1 IP)...Signed by the Red Sox to a minor league contract on 9/23...**2012:** Did not play...**2011:** Split the season between Seattle's Single-A Clinton and High-A High Desert, combining for a 4.61 ERA (42 ER/82.0 IP)...Had a 3.64 ERA with Clinton before an 8/1 promotion to High Desert...**2010:** Appeared in 11 games (9 GS) with the Rookie-level Arizona League Mariners in his pro debut before earning a promotion to High Desert (3 GS) on 8/21...**PERSONAL:** Selected by SEA in the 40th round of the 2010 June Draft out of the University of Pittsburgh...Originally drafted by the White Sox in the 20th round of the 2009 June Draft, but did not sign.

YEAR	CLUB	W-L	ERA	G	GS	CG	SHO	SV	IP	H	R	ER	HR	HB	BB	SO	WP	BK
2010	AZL Mariners	1-5	4.13	11	9	0	0	0	48.0	51	22	3	3	10	46	6	0	
	High Desert	1-1	8.25	3	3	0	0	0	12.0	18	12	11	1	1	8	8	5	0
2011	Clinton	3-3	3.64	18	4	0	0	0	47.0	49	28	19	2	6	17	42	4	0
	High Desert	2-2	5.91	7	7	0	0	0	35.0	43	30	23	6	5	12	30	6	0
2012									Did not Play									
2013	Lancaster	6-5	2.87	45	5	0	0	1	75.1	68	28	24	3	1	32	71	8	0
	Minor Lg. Totals	7-11	4.75	39	23	0	0	0	142.0	161	92	75	12	15	47	126	21	0
	Independent Lg. Totals	6-5	2.87	45	5	0	0	1	75.1	68	28	24	3	1	32	71	8	0

RESOP, Christopher P. (Chris)

RHP

HT: 6'2"; **WT:** 222; **BATS:** Right; **THROWS:** Right; **BORN:** 11/4/1982 in Naples, FL; **RESIDES:** Naples, FL; **SIGNED BY:** Mike Tosar (Marlins); **ACQUIRED:** Signed by the Red Sox as a minor league free agent, 1/28/2014.

2013: Started the season with the Athletics, appearing in 18 games before being designated for assignment on 5/17...Pitched the remainder of the year at Triple-A Sacramento (26 G, 1 GS)...Did not allow a run over his last 9 appearances from 8/5-9/1 (13.1 IP)...**2012:** Spent the entire season with Pittsburgh, going 1-4 with a save and a 3.91 ERA (32 ER/73.2 IP) in 61 relief appearances...Tossed the 7th-most innings among National League relievers...Limited left-handed hitters to a .237 AVG (27-for-114)...Had a 3.35 ERA (16 ER/43.0 IP) before the All-Star break and a 4.70 mark after...Traded to OAK on 11/30 in exchange for Zach Thornton...**2011:** Spent his 1st full season in the majors with PIT, finishing 9th among NL relievers in innings (69.2) and tied for 8th in strikeouts (79)...Posted a 1.26 ERA (2 ER/14.1 IP) in April...Tossed 9.0 innings of no-hit ball from 4/8-29...Recorded 1st ML save on 7/17 at HOU (1.0 IP, 1 R)...**2010:** Started the season with Atlanta's Triple-A affiliate at Gwinnett, where he posted a 1.84 ERA (15 ER/73.1 IP) in his first 13 starts of the year...Named International League Pitcher of the Week for 5/10-17...Tossed a 1-hit shutout while facing the minimum on 6/10 at Norfolk...Promoted to ATL on 6/15 for 1 appearance (2.0 IP, 5 R)...Placed on the DL from 6/16-7/27 and appeared in 4 rehab games between Double-A Mississippi and Gwinnett from 7/17-7/27...Claimed off waivers by the Pirates on 8/4...Made 22 relief appearances for PIT, posting a 1.89 ERA (4 ER/19.0 IP) with 24 SO and 10 walks...Surrendered just 1 run in his 1st 9 outings (8.1 IP) with the Bucs (1.08 ERA) from 8/5-20...**2009:** Spent the season in Japan's Nippon Professional Baseball with the Hanshin Tigers' Western League affiliate, appearing in 12 games...**2008:** Started the season with ATL, appearing in 16 games before being designated for assignment on 5/26...Assigned to Triple-A Richmond on 6/5 where he posted a 1.50 ERA (3 ER/18.0 IP) over 9 games (2 GS)...Released by the Braves on 7/24, then went to Hanshin of the NPB (8 G, 4 GS)...**2007:** Made 27 relief appearances for the Angels' Triple-A affiliate at Salt Lake before being promoted to the ML club on 7/3...Appeared in 4 games with LAA before landing on the DL on 7/9 for the remainder of the season...**2006:** Made the 1st Opening Day roster of his career with the Marlins, his 1st of 4 stints with the big league club...Appeared in 40 games at Triple-A Albuquerque, posting a 3.81 ERA (21 ER/49.2 IP, 43 SO, 15 BB)...Traded to LAA in exchange for Kevin Gregg on 12/20...**2005:** Named to the Double-A Southern League Mid-Season and Post-Season All-Star teams, posting a 2.57 ERA (14 ER/49.0 IP) for Carolina...Finished 2nd in the SL and 2nd among Marlins farmhands with 24 saves...Promoted to FLA on 6/28 and made ML debut that night against ATL...Picked up his first big league win on 9/10 at PHI (1.0 IP, 0 R)...After the season, *Baseball America* named him the best reliever in the SL...**2004:** Spent the entire season with Single-A Greensboro...Went 3-0 with 9 saves and a 0.39 ERA in 22 games over the final 3 months of the season...**2003:** Started the season as an OF before converting to pitcher...Took the hill in 11 games for Greensboro, posting a 4.97 ERA (7 ER/12.2 IP)...**2002:** Spent the entire season with the Gulf Coast League Marlins, hitting .264 (24-for-91) in 28 games...**2001:** Started the season with the GCL Marlins (26 G) before an 8/27 promotion to Short-A Utica for the final 2 games of the year...**PERSONAL:** Graduated from of Barron Collier (FL) High School in 2001, where he lettered in baseball and football...Drafted by FLA in the 4th round of the 2001 June Draft.

Minor League Players, Continued

RESOP, Christopher P. (Chris), Continued

YEAR	CLUB	W-L	ERA	G	GS	CG	SHO	SV	IP	H	R	ER	HR	HB	BB	SO	WP	BK
2003	Greensboro	0-1	4.97	11	0	0	0	0	12.2	11	7	7	1	0	5	15	1	1
2004	Greensboro	3-1	1.94	41	0	0	0	13	41.2	26	11	9	1	2	7	68	2	1
2005	Carolina	3-2	2.57	43	0	0	0	24	49.0	47	15	14	2	0	16	56	4	0
	FLORIDA	2-0	8.47	15	0	0	0	0	17.0	22	16	16	1	1	9	15	3	0
2006	Albuquerque	4-0	3.81	40	0	0	0	2	49.2	49	21	21	4	1	15	43	1	1
	FLORIDA	1-2	3.38	22	0	0	0	0	21.1	26	9	8	1	1	16	10	0	0
2007	Salt Lake	1-3	4.57	27	0	0	0	0	45.1	50	26	23	4	0	16	39	1	0
	LA ANGELS	0-0	4.15	4	0	0	0	0	4.1	4	2	2	1	0	1	2	0	0
2008	Hanshin	0-2	6.75	8	4	0	0	0	21.1	29	18	16	2	0	7	6	1	1
	Richmond	2-0	1.50	9	2	0	0	0	18.0	14	4	3	0	0	12	22	0	0
	ATLANTA	0-1	5.89	16	0	0	0	0	18.1	16	12	12	2	2	10	13	0	0
2009									Did Not Play									
2010	Mississippi	0-0	4.15	2	2	0	0	0	4.1	5	2	2	0	0	1	2	0	0
	Gwinnett	6-3	2.09	15	15	1	1	0	82.0	53	20	19	4	2	32	91	4	0
	ATLANTA	0-0	22.50	1	0	0	0	0	2.0	5	5	5	0	0	3	2	0	0
	PITTSBURGH	0-0	1.89	22	0	0	0	0	19.0	10	4	4	1	0	10	24	0	1
2011	PITTSBURGH	5-4	4.39	76	0	0	0	1	69.2	73	34	34	8	3	30	79	4	1
2012	PITTSBURGH	1-4	3.91	61	0	0	0	1	73.2	81	35	32	6	2	24	46	2	0
2013	Sacramento	1-2	6.81	26	1	0	0	0	35.2	48	27	27	5	2	13	29	2	0
	OAKLAND	1-1	6.00	18	0	0	0	0	18.0	22	13	12	3	2	10	13	2	0
Japan Totals		0-2	6.75	8	4	0	0	0	21.1	29	18	16	2	0	7	6	1	1
Major Lg. Totals		10-12	4.62	235	0	0	0	2	243.1	259	130	125	23	11	113	204	11	2
Minor Lg. Totals		20-12	3.33	214	20	1	1	39	338.1	303	133	125	21	7	117	365	15	3

RIDER, James Bottles (Jimmy)

INF

HT: 5'10"; **WT:** 170; **BATS:** Right; **THROWS:** Right; **BORN:** 5/9/1990 in Pittsburgh, PA; **RESIDES:** Venetia, PA; **SIGNED BY:** Anthony Wycklent (Pirates); **ACQUIRED:** From the Pittsburgh Pirates for future considerations, 10/14/2013.

2013: Split the season between Pittsburgh's Short-A Jamestown and Single-A West Virginia clubs, hitting .272 (28-for-103) between both levels...Played 3B (26 G), 2B (7 G), 1B (4 G), and DH (1 G)...Hit .302 (13-for-43) over 2 starts (14 G) with West Virginia...Traded to Boston on 10/14...**2012:** Made his pro debut with the Gulf Coast League Pirates, hitting .239 (17-for-71) in 22 games before an 8/1 promotion to Jamestown...**PERSONAL:** Set single-season school records with 106 hits and 30 doubles in 2012 at Kent State, ranking 2nd in the country in both categories...Was named a *Baseball America* 1st-Team All-America selection, an American Baseball Coaches Association/Rawlings 2nd-Team All-American, and a Perfect Game 3rd-Team All-American.

YEAR	CLUB	AVG	G	AB	R	H	2B	3B	HR	RBI	SH	SF	HP	BB	SO	SB	CS	E
2012	GCL Pirates	.239	22	71	15	17	5	0	0	6	0	1	2	9	13	2	1	3
	State College	.119	20	59	6	7	1	0	0	1	1	0	1	8	12	3	0	4
2013	Jamestown	.246	23	61	4	15	3	0	0	11	3	1	2	2	11	3	1	1
	West Virginia	.302	14	43	8	13	4	0	2	11	0	1	1	4	6	0	0	0
Minor Lg. Totals		.222	79	234	33	52	13	0	2	29	4	3	6	23	42	8	2	8

RIJO, Wendell Roel

2B

HT: 5'11"; **WT:** 175; **BATS:** Right; **THROWS:** Right; **BORN:** 9/4/1995 in La Romana, DR; **RESIDES:** La Romana, DR; **SIGNED BY:** Victor Rodriguez, Jr.; **ACQUIRED:** Signed by the Red Sox as an international free agent, 7/6/2012.

2013: Ranked among qualifying Red Sox minor league leaders in AVG (8th, .277) and knocked the 5th-most doubles in the Gulf Coast League (15)...Reached base in a team-high 16 straight games from 7/6-29 (.508 OBP, 22-for-53, 9 BB)...Promoted to Short-A Lowell on 9/2 for 3 games...After the year, *Baseball America* rated him the 2nd-best 2B prospect in the Red Sox' farm system and the No. 9 prospect in the GCL.

YEAR	CLUB	AVG	G	AB	R	H	2B	3B	HR	RBI	SH	SF	HP	BB	SO	SB	CS	E
2013	GCL Red Sox	.271	49	170	28	46	15	0	0	20	2	3	6	22	29	15	5	5
	Lowell	.357	3	14	1	5	1	1	0	1	0	0	0	0	3	0	1	1
Minor Lg. Totals		.277	52	184	29	51	16	1	0	21	2	3	6	22	32	15	6	6

RIVERO, Carlos Luis

3B

HT: 6'3"; **WT:** 198; **BATS:** Right; **THROWS:** Right; **BORN:** 5/20/1988 in Barquisimeto, VZ; **RESIDES:** Cabudare, VZ; **SIGNED BY:** Henry Centino (Indians); **ACQUIRED:** Signed by the Red Sox as a minor league free agent, 12/4/2013.

2013: Combined to hit .242 (96-for-396) between the Nationals' Double-A Harrisburg (51 G) and Triple-A Syracuse (63 G) affiliates...Had a 10-game hit streak from 8/13-25 with Harrisburg at .308 (12-for-39, 3 2B, HR, 6 RBI)...Played in the Venezuelan Winter League after the season, hitting .275 (55-for-200) between Leones del Caracas (21 G) and Bravos de Margarita (33 G)...Signed by the Red Sox as a minor league free agent on 12/4...**2012:** Spent the season with Syracuse where he tied for the team lead in games (126), hits (138), and doubles (28), while placing 2nd on the club in homers (tied, 10) and RBI (64)...Had the 4th-highest AVG (.303, 138-for-455) in the International League among qualifying players...Recorded a 17-game hit streak from 6/8-29, going 25-for-66 (.379) with 12 RBI in that span...Named to the IL's postseason All-Star team at SS...After the season, hit .283 (58-for-205) for Caracas of the VWL...**2011:** Spent the majority of the season with Philadelphia's Double-A Reading (129 G), while also appearing in 7 games at Triple-A Lehigh Valley...Ranked among Reading's leaders in hits (3rd, 135), doubles (1st,

Minor League Players, Continued

36), homers (4th, 15), and RBI (T-3rd, 66)...Hit .326 (42-for-129) against left-handed pitching with Reading...Appeared in 51 games for Caracas of the VVWL after the season...Claimed off waivers by WAS on 12/21...**2010:** Returned for 2nd season with the Indians' Double-A Akron...Had a season-high 11-game hit streak from 5/27-6/8 (.302, 13-for-43)...Placed on the DL 8/26 for the remainder of the season...**2009:** Finished 2nd on Akron in games (132), while also ranking among team leaders in hits (4th, 116), doubles (4th, 24), RBI (5th, 58), and walks (4th, 50)...Hit .296 (8-for-27, 5 RBI) in 7 Eastern League playoff games...After the season, played for Peoria in the Arizona Fall League (.318, 6 2B, 2 HR, 13 RBI)...Named an AFL all-star...Claimed off waivers by PHI on 11/3...**2008:** Hit .282 (116-for-411) with High-A Kinston...Named the 10th-best prospect in CLE's organization by *Baseball America*...**2007:** Appeared in 115 games with Single-A Lake County...Hit .294 (40-for-136) with RISP...**2006:** Made his domestic debut with the Gulf Coast League Indians, hitting .284 (38-for-134) before an 8/11 promotion to Short-A Burlington...**2005:** Played in 66 games with the Dominican Summer League Indians1 in his 1st pro season.

YEAR	CLUB	AVG	G	AB	R	H	2B	3B	HR	RBI	SH	SF	HP	BB	SO	SB	CS	E
2005	DSL Indians1	.257	66	237	21	61	6	0	0	31	2	6	3	12	26	7	5	0
2006	GCL Indians	.284	37	134	17	38	6	0	2	22	0	2	2	10	20	0	0	14
	Burlington	.212	16	66	3	14	3	0	1	7	1	1	0	5	11	0	1	8
2007	Lake County	.261	115	436	59	114	26	0	7	62	2	4	1	47	84	1	2	25
2008	Kinston	.282	108	411	46	116	27	1	8	64	2	3	3	36	84	1	2	24
2009	Akron	.242	132	480	50	116	24	2	7	58	5	10	1	50	73	1	0	14
2010	Akron	.232	110	406	39	94	16	2	6	43	2	7	1	28	81	0	3	28
2011	Reading	.275	129	491	70	135	36	0	15	66	0	4	5	38	106	5	3	25
	Lehigh Valley	.185	7	27	1	5	2	1	1	5	0	1	1	1	6	0	0	2
2012	Syracuse	.303	126	455	57	138	28	1	10	64	3	6	1	33	87	6	5	14
2013	Harrisburg	.253	51	186	18	47	12	0	4	22	1	2	1	9	54	0	1	5
	Syracuse	.233	63	210	15	49	7	0	1	16	1	4	2	22	40	2	2	12
Minor Lg. Totals		.262	960	3539	396	927	193	7	62	460	19	50	21	291	672	23	24	171

ROBERSON, Timothy Wayne (Tim)

C

HT: 5'10"; **WT:** 190; **BATS:** Right; **THROWS:** Right; **BORN:** 7/19/1989 in West Palm Beach, FL; **RESIDES:** West Palm Beach, FL; **SIGNED BY:** Laz Gutierrez; **ACQUIRED:** Signed by the Red Sox as a non-drafted free agent, 6/16/2011.

2013: Spent most of the season with Single-A Greenville (47 G), hitting .284 (69-for-243) between the Drive and High-A Salem...Threw out 11 of 29 (37.9%) attempted base stealers on the season...Missed the 1st month of the year on the DL (4/4-5/11)...Hit at a .375 clip (18-for-48) with 14 RBI over his first 12 games of the season with the Drive (5/11-22)...Promoted to Salem on 6/4 for a 17-game stint where he hit .268...Landed on the DL again from 6/6-14...Returned to Greenville 7/24 and drove in 10 RBI in his first 6 games back with the club from 7/25-31...**2012:** Returned to Short-A Lowell, tying for the New York-Penn League lead among catchers with 4 double plays...Caught 10 of 24 (41.7%) attempted base stealers...Went 9-for-28 (.321) in 8 games in August...**2011:** Made pro debut with Lowell...Caught 5 of 28 (17.9%) attempted base stealers...Hit .357 (10-for-28) with 2 homers over 8 games in August...**PERSONAL:** Hit .296 (60-for-203) with 15 doubles, 5 homers, and 41 RBI in 49 games at Florida Gulf Coast University in 2011...Tallied 40 home runs, 180 RBI, and 418 total bases in his career.

YEAR	CLUB	AVG	G	AB	R	H	2B	3B	HR	RBI	SH	SF	HP	BB	SO	SB	CS	E
2011	Lowell	.299	22	67	6	20	2	0	3	9	1	1	0	3	10	0	0	2
2012	Lowell	.203	21	69	5	14	2	0	2	7	0	2	0	5	17	0	0	1
2013	Greenville	.289	47	187	17	54	9	1	3	29	0	1	0	8	46	0	0	3
	Salem	.268	17	56	10	15	2	0	2	8	0	0	0	6	14	0	0	2
Minor Lg. Totals		.272	107	379	38	103	15	1	10	53	1	4	0	22	87	0	0	8

RODRIGUEZ, Javier Ernesto

LHP

HT: 6'2"; **WT:** 165; **BATS:** Left; **THROWS:** Left; **BORN:** 5/1/1995 in Magdalena de Kino, MX; **RESIDES:** Heroica Caborca, MX; **SIGNED BY:** Eddie Romero; **ACQUIRED:** Signed by the Red Sox as an international free agent, 5/20/2012.

2013: Went 2-0 with a 1.72 ERA (7 ER/36.2 IP) in his 2nd season with the Dominican Summer League Red Sox...Did not allow a run in 9 of his 12 appearances...Limited right-handed batters to a .204 AVG (22-for-108)...**2012:** Made his pro debut with the DSL Red Sox, appearing in 4 games.

YEAR	CLUB	W-L	ERA	G	GS	CG	SHO	SV	IP	H	R	ER	HR	HB	BB	SO	WP	BK
2012	DSL Red Sox	0-1	9.00	4	0	0	0	0	3.0	6	5	3	0	0	5	1	1	0
2013	DSL Red Sox	2-0	1.72	12	3	0	0	0	36.2	29	7	7	1	3	18	18	1	0
Minor Lg. Totals		2-1	2.27	16	3	0	0	0	39.2	35	12	10	1	3	23	19	2	0

ROMANSKI, Jacob Matthew (Jake)

C

HT: 5'11"; **WT:** 185; **BATS:** Right; **THROWS:** Right; **BORN:** 12/22/1990 in Riverside, CA; **RESIDES:** Norco, CA; **SIGNED BY:** Jim Woodward; **ACQUIRED:** Red Sox 14th pick (14th round, 413th overall) in the 2013 June Draft.

2013: Made his pro debut, appearing in 20 games for Short-A Lowell...Threw out 8 of 19 (42.1%) attempted base stealers...Hit .281 (9-for-32) against left-handed pitching...Missed time on the DL from 7/13-8/22...Went 11-for-31 (.355) in the month of August with 4 doubles, 2 homers, and 4 RBI...**PERSONAL:** Hit .303 (69-for-228) with 9 doubles, a triple, 3 homers, and 33 RBI as a senior for San Diego State University in 2013...Named Mountain West Player of the Week for 4/1-7, going 9-for-19 (.474) with 5 RBI.

YEAR	CLUB	AVG	G	AB	R	H	2B	3B	HR	RBI	SH	SF	HP	BB	SO	SB	CS	E
2013	Lowell	.233	20	73	9	17	4	0	2	4	1	0	2	4	11	0	0	4

Minor League Players, Continued

ROMERO, Dioscar Fernando

RHP

HT: 6'3"; **WT:** 230; **BATS:** Right; **THROWS:** Right; **BORN:** 4/17/1995 in San Cristobal, DR; **RESIDES:** San Cristobal, DR; **SIGNED BY:** Manny Nanita and Craig Shipley; **ACQUIRED:** Signed by the Red Sox as an international free agent, 10/25/2011.

2013: Spent the year with the Gulf Coast League Red Sox, going 3-1 with a 3.93 ERA (15 ER/34.1 IP) in 11 games (4 GS)... Had a 3.65 ERA (5 ER/12.1 IP) as a starter... Limited left-handed hitters to a .190 AVG (12-for-63) with just 2 extra-base hits (2B, 3B)... Opponents hit just .184 (7-for-38) against him with RISP... **2012:** Made his pro debut with the Dominican Summer League Red Sox, pacing the club and tying for the league lead with 15 starts... Also led the DSL Sox with 47 strikeouts and ranked among team leaders in wins (T-3rd, 5), appearances (T-3rd, 15), and innings (2nd, 60.1)... Held opponents to a .214 AVG (48-for-224)... Went 5-0 with a 0.50 ERA (2 ER/35.2 IP) in 7 starts from 7/19-8/22, the 3rd-best ERA in the DSL in that span, including not allowing an earned run over his final 4 outings (20.2 IP).

YEAR	CLUB	W-L	ERA	G	GS	CG	SHO	SV	IP	H	R	ER	HR	HB	BB	SO	WP	BK
2012	DSL Red Sox	5-4	2.69	15	15	1	1	0	60.1	48	31	18	0	3	23	47	4	0
2013	GCL Red Sox	3-1	3.93	11	4	0	0	0	34.1	32	19	15	0	3	28	22	5	0
Minor Lg. Totals		8-5	3.14	26	19	1	1	0	94.2	80	50	33	0	6	51	69	9	0

ROOF, Jonathan A.

INF

HT: 6'1"; **WT:** 175; **BATS:** Right; **THROWS:** Right; **BORN:** 1/23/1989 in Paducah, KY; **RESIDES:** Paducah, KY; **SIGNED BY:** Roger Coryell (Rangers); **ACQUIRED:** Selected from the Philadelphia Phillies in the Triple-A phase of the Rule 5 Draft, 12/12/2013.

2013: Signed by Detroit as a minor league free agent on 1/17, then traded to the Phillies on 3/24... Split time between Single-A Lakewood (16 G) and High-A Clearwater (68 G), hitting .254 (78-for-307) combined... Appeared at SS (47 G), 2B (26 G), LF (8 G), RF (5 G), and DH (3 G)... Missed time on the DL from 4/25-5/14... Selected by the Red Sox in the Triple-A Phase of the Rule 5 Draft after the season... **2012:** Signed by San Diego as a minor league free agent on 4/22... Made stops at Short-A Eugene (26 G), High-A Lake Elsinore (6 G), and Triple-A Tucson (49 G)... Combined for a .337 OBP on the season... **2011:** Hit .262 (73-for-279) between the Rangers' Single-A Hickory and High-A Myrtle Beach... **2010:** Spent majority of his 1st pro season with Hickory... Batted .300 (10-for-30) against lefties overall... DL stint from 6/18-7/15 included a 6-game rehab with the Rookie-level Arizona League Rangers... **PERSONAL:** Earned 1st-Ten All-Big Ten honors as a senior at Michigan State in 2010 after hitting .317 (72-for-227) with 13 doubles, 3 triples, 4 homers, and 43 RBI... His father, Gene, played parts of 3 seasons in the majors with STL and MON and is currently a coach in the Tigers' system... His brother, Shawn Roof, plays in the Orioles minor league system... Originally selected by the Red Sox in the 39th round of the 2007 June Draft out of St. Mary's (KY) High School.

YEAR	CLUB	AVG	G	AB	R	H	2B	3B	HR	RBI	SH	SF	HP	BB	SO	SB	CS	E
2010	AZL Rangers	.357	6	14	4	5	1	0	0	2	0	0	0	1	3	0	0	2
	Hickory	.256	38	125	15	32	4	0	0	11	2	1	2	13	14	4	5	12
2011	Hickory	.275	79	236	28	65	15	0	2	38	5	4	1	12	43	15	5	13
	Myrtle Beach	.186	12	43	5	8	2	0	0	1	1	0	0	3	9	0	0	2
2012	Eugene	.205	26	88	8	18	1	0	0	6	0	1	2	13	9	1	3	4
	Lake Elsinore	.333	6	21	3	7	2	0	0	1	0	0	0	1	1	0	0	0
	Tucson	.250	49	120	17	30	2	0	0	11	0	0	3	15	19	1	1	3
2013	Clearwater	.246	68	248	36	61	11	3	4	29	1	2	0	24	34	4	4	11
	Lakewood	.288	16	59	11	17	4	0	2	13	0	2	3	5	8	1	2	2
Minor Lg. Totals		.255	300	954	127	243	42	3	8	112	9	10	11	87	140	26	20	49

RUIZ, Pete

RHP

HT: 6'2"; **WT:** 205; **BATS:** Right; **THROWS:** Right; **BORN:** 8/21/1987 in Menlo Park, CA; **RESIDES:** Santa Barbara, CA; **SIGNED BY:** Jim Woodward; **ACQUIRED:** Red Sox 12th pick (10th round, 322nd overall) in the 2008 June Draft.

2013: Finished with the 3rd-most appearances among Double-A Portland pitchers (30)... Struck out 11.6 batters per 9.0 innings (69 SO/53.1 IP)... Voted Portland's Citizen of the Year for his involvement in the community and volunteering time to local schools and hospitals... Made 5 relief appearances for the Arizona Fall League Champion Surprise Saguaros... **2012:** Made 27 appearances in his return to High-A Salem despite missing all of June on the DL... Placed 3rd on Salem with 20 games finished and tied for 3rd with 2 holds... Fanned 9.43 batters per 9.0 innings (51 SO/48.2 IP)... Held left-handed opponents to a .237 AVG (14-for-59)... Converted 5 of his 6 save opportunities... Posted a 1.14 ERA (3 ER/23.2 IP) to start the season prior to going on the DL on 5/24, the 5th-lowest mark in the Carolina League among hurlers with at least 20.0 innings in that span... Made 2 rehab starts for the Gulf Coast Red Sox before being activated on 7/8... After the season, recorded 3 holds while fanning 16 in 12.0 innings over 10 appearances for Surprise of the AFL... **2011:** Led Salem with 94 strikeouts and ranked 3rd on the team with 115.1 innings... Went 4-2 with a 4.67 ERA (36 ER/69.1 IP) in 15 starts and 2-3 with 1 save and a 6.26 ERA (32 ER/46.0 IP) in 13 relief appearances... Held opponents to a .182 mark (12-for-66) with runners in scoring position and 2 outs... Posted a 2-1 record with a 3.32 ERA (8 ER/21.2 IP) in 5 games (2 GS) in June... Allowed 4 base runners (3 H, 1 BB) over 7.0 scoreless innings on 6/29 at Wilmington... **2010:** Ranked among Red Sox minor league leaders in wins (T-2nd, 10) and strikeouts (3rd, 109) in 26 games (20 GS) for Single-A Greenville... Led the Drive in strikeouts, tied for the team lead in wins and finished 2nd in innings (124.2)... Posted a 4.74 strikeout-to-walk ratio (23 BB)... Went 5-1 over his last 8 starts beginning 7/21, ranking 3rd in the South Atlantic League with a 1.91 ERA (10 ER/47.0 IP) in that time... Tossed a 7.0-inning shutout, 7/27 at Rome... Recorded a season-high 11 strikeouts over 5.2 innings on 8/13

Minor League Players, Continued

at Asheville...**2009:** Split the season between the bullpen and the rotation in a return to the GCL...Fanned 19 batters in 19.0 innings with a 3.79 ERA (8 ER) in relief...Posted a 3.86 ERA (12 ER/28.0 IP) as a starter...Was 2-0 with a 1.96 ERA (5 ER/23.0 IP) in 5 games (4 GS) in July...**2008:** Reported to the GCL Red Sox...Went 2-0 with a 2.40 ERA (4 ER/15.0 IP) in 6 relief appearances...**PERSONAL:** Went 6-6 with a 3.88 ERA and 61 strikeouts in 19 games (9 GS) for Santa Barbara (CA) Community College in 2008.

YEAR	CLUB	W-L	ERA	G	GS	CG	SHO	SV	IP	H	R	ER	HR	HB	BB	SO	WP	BK
2008	GCL Red Sox	2-1	5.09	9	3	0	0	0	23.0	27	16	13	1	1	9	15	2	0
2009	GCL Red Sox	3-2	3.83	11	6	0	0	0	47.0	51	23	20	2	2	15	33	1	0
2010	Greenville	10-8	4.19	26	20	1	1	0	124.2	136	73	58	11	5	23	109	7	1
2011	Salem	6-5	5.31	28	15	0	0	1	115.1	126	80	68	5	12	55	94	7	0
2012	GCL Red Sox	0-0	9.00	2	1	0	0	0	3.0	6	4	3	1	0	0	3	0	0
	Salem	5-2	3.14	27	0	0	0	5	48.2	47	17	17	3	0	16	51	11	0
2013	Portland	3-3	5.23	30	0	0	0	0	53.1	50	34	31	4	5	27	69	9	1
Minor Lg. Totals		29-21	4.55	133	45	1	1	6	415.0	443	247	210	27	25	145	374	37	2

SCOTT, Robert John (Robby)

LHP

HT: 6'3"; **WT:** 220; **BATS:** Switch; **THROWS:** Left; **BORN:** 8/29/1989 in Miami, FL; **RESIDES:** Miami, FL; **ACQUIRED:** Signed by the Red Sox as a non-drafted free agent, 8/9/2011.

2013: Posted the 2nd-lowest ERA (2.79) among High-A Salem pitchers with at least 50.0 innings...Ranked among Carolina League leaders for relievers in batting average allowed (4th, .214) and fewest base runners per 9.0 innings (5th, 11.04)...Went 2-1 with a 0.57 ERA (2 ER/31.1 IP) over his final 13 regular-season outings...Tossed 2.0 scoreless postseason innings for Salem during its run to the Mills Cup Championship...**2012:** Made 14 relief appearances with the Gulf Coast League Red Sox after beginning the season on the DL...Posted a 0.44 ERA (1 ER/20.1 IP), the 3rd-lowest mark among GCL hurlers with at least 20.0 innings...Ranked 2nd on the club in outings and 3rd with 11 games finished...Gave up 1 hit or fewer in 12 appearances...Held right-handed batters to a .188 AVG (12-for-64) and .203 SLG...Did not allow a run while surrendering just 4 hits over his first 8 games of the season (11.0 IP)...Converted his only save opportunity on 8/8 at the GCL Rays...**2011:** Purchased from Yuma of the independent North American League on 8/9 after tossing 11.0 scoreless innings with 19 SO for the Scorpions...Made pro debut on 8/11 and played in 6 games between the GCL Red Sox and Short-A Lowell...Converted both save opportunities while allowing 1 run on 4 hits in 7.1 innings with the GCL Sox...**PERSONAL:** Posted a 4.82 ERA (5 ER/9.1 IP) in 16 relief appearances for Florida State University in 2011.

YEAR	CLUB	W-L	ERA	G	GS	CG	SHO	SV	IP	H	R	ER	HR	HB	BB	SO	WP	BK
2011	Yuma	1-0	0.00	7	1	0	0	0	11.0	6	0	0	0	0	4	19	0	---
	GCL Red Sox	0-0	1.23	4	0	0	0	2	7.1	4	1	1	1	1	1	11	0	0
	Lowell	1-1	1.59	2	0	0	0	0	5.2	2	2	1	1	2	1	5	0	0
2012	GCL Red Sox	0-0	0.44	14	0	0	0	1	20.1	13	2	1	0	1	5	23	1	0
2013	Salem	4-4	2.79	31	0	0	0	2	67.2	51	27	21	6	2	30	44	5	0
Minor Lg. Totals		5-5	2.14	51	0	0	0	5	101.0	70	32	24	8	6	37	83	6	0
Independent Lg. Totals		1-0	0.00	7	1	0	0	0	11.0	6	0	0	0	0	4	19	0	---

SHAW, Travis R. - See Page 287

INF

SMITH, Myles Wesley

1B

HT: 6'1"; **WT:** 175; **BATS:** Right; **THROWS:** Right; **BORN:** 3/23/1992 in Detroit, MI; **RESIDES:** Detroit, MI; **SIGNED BY:** John Pyle; **ACQUIRED:** Red Sox 4th pick (4th round, 113th overall) in the 2013 June Draft.

2013: Surrendered only 1 hit over 8.0 scoreless innings (4 GS) for the Gulf Coast League Red Sox before a 9/4 promotion to Short-A Lowell for 1 start...**PERSONAL:** As a junior at Lee (TN) University in 2013, ranked among Southern States Athletic Conference leaders in wins (T-3rd, 11), strikeouts (3rd, 94), opponent AVG (4th, .202), and ERA (10th, 2.67)...Selected by the Mets in the 16th round of the 2012 June Draft out of Miami Dade South Community College but did not sign.

YEAR	CLUB	W-L	ERA	G	GS	CG	SHO	SV	IP	H	R	ER	HR	HB	BB	SO	WP	BK
2013	GCL Red Sox	0-0	0.00	4	4	0	0	0	8.0	1	0	0	0	1	0	9	1	0
	Lowell	0-0	6.75	1	1	0	0	0	2.2	4	2	2	0	0	0	3	0	0
Minor Lg. Totals		0-0	1.69	5	5	0	0	0	10.2	5	2	2	0	1	0	12	1	0

SMOROL, Robert

LHP

HT: 6'1"; **WT:** 185; **BATS:** Left; **THROWS:** Left; **BORN:** 2/22/1991 in Rahway, NJ; **RESIDES:** Clark, NJ; **SIGNED BY:** Ray Fagnant; **ACQUIRED:** Signed by the Red Sox as a non-drafted free agent, 7/6/2013.

2013: Posted a 3.78 ERA (7 ER/16.2 IP) in 13 games for the Gulf Coast League Red Sox in his 1st pro season...Did not allow a run in 8.2 innings from 7/8-30 with 11 strikeouts and 2 saves in that stretch...Promoted to Single-A Greenville on 8/28, appearing in 1 game (1.0 IP, 0 R)...**PERSONAL:** Tied for the most starts (15) on Rutgers University as a senior in 2013, going 5-7 with a 3.63 ERA (36 ER/89.1 IP) and 62 strikeouts...Named 2nd-Team All-State by the New Jersey Collegiate Baseball Association.

YEAR	CLUB	W-L	ERA	G	GS	CG	SHO	SV	IP	H	R	ER	HR	HB	BB	SO	WP	BK
2013	GCL Red Sox	1-0	3.78	13	0	0	0	2	16.2	12	7	7	0	0	7	14	1	0
	Greenville	0-0	0.00	1	0	0	0	0	1.0	0	0	0	0	0	1	0	0	0
Minor Lg. Totals		1-0	3.57	14	0	0	0	2	17.2	12	7	7	0	0	8	14	1	0

Minor League Players, Continued

SNYDER, Brandon Roger - See Page 295

INF

SOPILKA, David Alejandro

C

HT: 6'0"; **WT:** 170; **BATS:** Right; **THROWS:** Right; **BORN:** 8/30/1993 in Barquisimeto, VZ; **RESIDES:** Barquisimeto, VZ; **SIGNED BY:** Ernesto Gomez and Craig Shipley; **ACQUIRED:** Signed by the Red Sox as an international free agent, 5/7/2010.

2013: Spent the year with Short-A Lowell before a season-ending DL stint beginning 8/21...Caught 11 of 38 (28.9%) attempted base stealers...**2012:** Caught 25 of 40 (62.5%) attempted base stealers in his domestic debut with the Gulf Coast League Red Sox...**2011:** Returned to the Dominican Summer League Red Sox, ranking among team leaders in hits (4th, 50), doubles (2nd, 10), RBI (3rd, 30), and total bases (4th, 65)...Caught 18 of 51 (35.3%) attempted base stealers...Hit .348 (16-for-46) against southpaws...Went 12-for-40 (.300) with RISP and 2 outs...Batted .293 (27-for-92) in 24 games from 6/30-7/31...Tallied a season-high 4 hits on 7/31 vs. the DSL Mets...Knocked 1st pro homer on 8/8 at the DSL Mariners and collected 1st steal on 8/19 at the DSL Indians...**2010:** Made his pro debut with the DSL Sox...Caught 16 of 51 (31.4%) attempted base stealers.

YEAR	CLUB	AVG	G	AB	R	H	2B	3B	HR	RBI	SH	SF	HP	BB	SO	SB	CS	E
2010	DSL Red Sox	.156	38	122	11	19	2	1	0	11	1	2	2	20	23	0	0	4
2011	DSL Red Sox	.260	53	192	25	50	10	1	1	30	2	7	3	20	29	1	2	4
2012	GCL Red Sox	.196	31	107	9	21	2	0	0	8	0	0	1	8	17	0	0	2
2013	Lowell	.167	32	108	5	18	2	0	0	3	0	2	1	10	30	0	0	8
Minor Lg. Totals		.204	154	529	50	108	16	2	1	52	3	11	7	58	99	1	2	18

SPEIER, Gabriel James (Gabe)

LHP

HT: 5'11"; **WT:** 175; **BATS:** Left; **THROWS:** Left; **BORN:** 4/12/1995 in Santa Barbara, CA; **RESIDES:** Naples, FL; **SIGNED BY:** Tom Battista; **ACQUIRED:** Red Sox 19th pick (19th round, 563rd overall) in the 2013 June Draft.

2013: Made pro debut with Gulf Coast League Red Sox, appearing in 3 games...**PERSONAL:** Led Dos Pueblos (CA) High School to their 2nd straight Channel League championship as a senior in 2013...Named Channel League most valuable player...His uncle, Chris Speier, played 19 seasons in the big leagues with SF, MON, CHC, MIN, and STL.

YEAR	CLUB	W-L	ERA	G	GS	CG	SHO	SV	IP	H	R	ER	HR	HB	BB	SO	WP	BK
2013	GCL Red Sox	0-0	2.25	3	2	0	0	0	4.0	5	1	1	0	0	1	6	0	0

SPRING, Matthew C.

C

HT: 6'2"; **WT:** 215; **BATS:** Right; **THROWS:** Right; **BORN:** 11/7/1984 in Phoenix, AZ; **RESIDES:** Columbus, GA; **SIGNED BY:** Fred Repke (Tampa Bay); **ACQUIRED:** Signed by the Red Sox as a minor league free agent, 3/13/2011.

2013: Caught the 2nd-most games on Double-A Portland (39) while also appearing at 1B (10 G)...Earned a spot on the East Division squad in the Eastern League All-Star Game after hitting .255 (28-for-110) in the 1st half of the year...Had a .289 AVG (22-for-76) with 5 doubles, 5 homers, and 18 RBI at Hadlock Field...Missed most of April while on the DL (4/4-26)...Hit .348 (24-for-69) with a .710 SLG (7 2B, 6 HR, 25 RBI) over his first 18 games of the season from 4/27-6/5...Hit 2 homers and had 6 RBI on 5/18 vs. Binghamton...Re-signed by the Red Sox as a minor league free agent on 12/16...**2012:** Spent the majority of the season at Portland...Made 52 appearances at C and 11 at 1B...Caught 14 of 79 (17.7%) attempted base stealers...After the season, played in 3 games for Escogido of the Dominican Winter League...**2011:** Signed by the Red Sox and split the season between High-A Salem and Portland with a short stint at Triple-A Pawtucket...Hit .250 (43-for-172) with 11 homers in 47 games between the 3 stops...Made 37 appearances behind the plate and caught 21 of 60 (35.0%) attempted base stealers...**2010:** Batted .225 (38-for-169) in 48 games between Tampa Bay's High-A Charlotte and Double-A Montgomery clubs...Threw out 6 of 22 (27.2%) attempted base stealers...Released by TB on 11/6...**2009:** Had 33 RBI with Montgomery...Caught 22 of 89 (25.2%) attempted base stealers...**2008:** At Charlotte, won the 2nd annual Erik Walker Community Champion Award, honoring a Rays minor leaguer who exemplifies teamwork, sportsmanship, and community involvement...Played for Peoria of the Arizona Fall League...**2007:** In 59 games between Montgomery and Single-A Columbus, hit .186 (35-for-188)...Combined to catch 20 of 64 (31.3%) attempted base stealers...**2006:** In 98 games between Short-A Hudson Valley and Single-A Southwest Michigan, batted .204 (70-for-343)...Threw out a combined 26 of 92 (28.3%) attempted base stealers...**2005:** Caught 26 of 69 (37.7%) attempted base stealers for Hudson Valley...**2004:** Homered in pro debut with Hudson Valley on 6/18 at New Jersey...**PERSONAL:** Became the highest-drafted player from Dixie State (UT) College.

YEAR	CLUB	AVG	G	AB	R	H	2B	3B	HR	RBI	SH	SF	HP	BB	SO	SB	CS	E
2004	Hudson Valley	.220	50	168	20	37	4	2	8	23	0	3	3	17	62	0	1	3
2005	Hudson Valley	.188	50	170	24	32	8	1	4	19	0	2	2	27	60	2	0	7
2006	SW Michigan	.205	48	176	14	36	11	0	4	13	0	2	1	7	67	3	0	5
	Hudson Valley	.204	50	167	13	34	8	0	4	15	2	2	1	13	66	0	2	4
2007	Columbus	.209	30	91	9	19	4	1	3	18	0	0	0	10	24	0	0	1
	Montgomery	.165	29	97	11	16	4	0	4	11	3	2	0	5	32	0	0	5
2008	Montgomery	.248	70	246	28	61	16	1	9	30	0	3	3	22	68	0	1	4
2009	Montgomery	.196	68	224	23	44	13	0	8	33	1	2	2	22	74	0	0	6
2010	Charlotte	.252	29	103	14	26	4	0	4	12	2	1	0	8	25	0	0	2
	Montgomery	.182	19	66	10	12	5	0	3	15	0	2	2	4	20	1	0	2
2011	Salem	.250	24	88	13	22	7	0	7	23	0	0	0	6	32	0	1	0
	Portland	.257	20	74	12	19	9	0	4	13	0	0	2	9	27	0	0	0
	Pawtucket	.200	3	10	0	2	1	0	0	0	0	0	0	0	5	0	0	0
2012	Portland	.197	60	198	16	39	8	0	7	22	0	0	3	23	74	0	2	6
	Pawtucket	.333	2	9	1	3	1	0	0	1	0	0	0	0	4	1	0	0
2013	Portland	.222	52	185	21	41	12	0	10	34	0	1	2	10	64	0	0	5
Minor Lg. Totals		.214	604	2072	229	443	115	5	79	282	8	20	21	183	704	7	7	50

Player
Development

Minor League Players, Continued

STANKIEWICZ, Theodore J. (Teddy)

RHP

HT: 6'4"; **WT:** 200; **BATS:** Right; **THROWS:** Right; **BORN:** 11/25/1993 in Tarrant County, TX; **RESIDES:** Keller, TX; **SIGNED BY:** Chris Mears; **ACQUIRED:** Red Sox 2nd pick (2nd round, 45th overall) in the 2013 June Draft.

2013: Made pro debut with Short-A Lowell...**PERSONAL:** Went 4-5 with a 2.52 ERA (17 ER/60.2 IP), 70 SO, and 10 walks over 11 appearances (9 GS) at Seminole State College in 2013...Originally selected by the Mets in 2nd round of the 2012 June Draft out of Fort Worth Christian (TX) High School, but did not sign.

YEAR	CLUB	W-L	ERA	G	GS	CG	SHO	SV	IP	H	R	ER	HR	HB	BB	SO	WP	BK
2013	Lowell	0-0	2.29	9	9	0	0	0	19.2	17	6	5	1	1	2	15	1	0

STROUP, Kyle L.

RHP

HT: 6'6"; **WT:** 235; **BATS:** Right; **THROWS:** Right; **BORN:** 3/13/1990 in Elgin, IL; **RESIDES:** Ingleside, IL; **SIGNED BY:** Chris Mears; **ACQUIRED:** Red Sox 52nd pick (50th round, 1,504th overall) in the 2008 June Draft.

2013: Tied for the 3rd-most starts on High-A Salem (20)...Had a 3.57 ERA (25 ER/63.0 IP) in the 1st half of the year...Surrendered only 4 runs in 24.0 innings in day games (1.50 ERA)...Placed on the DL from 7/11-8/2...**2012:** Missed season on the DL...**2011:** Ranked 3rd on Single-A Greenville with 21 starts...Held opponents to a .204 AVG (10-for-49) with RISP and 2 outs...Went 5-1 with a 1.82 ERA (8 ER/39.2 IP) in his final 8 starts from 7/17-9/3...Spent time on the DL from 6/20-7/16 and 8/21-9/1...Tossed a 7.0-inning complete game on 8/15 vs. Rome (G1)...**2010:** Missed season on the DL...**2009:** Made his pro debut with 12 relief appearances with the Gulf Coast League Red Sox...Posted a 2.50 ERA (5 ER/18.0 IP) with 15 strikeouts over his last 8 appearances beginning 7/17...**PERSONAL:** Was selected with the final pick of the 2008 June Draft...Combined to strike out 135 batters in 103.1 innings for Grant Community (IL) High School during his junior and senior years (2007-08).

YEAR	CLUB	W-L	ERA	G	GS	CG	SHO	SV	IP	H	R	ER	HR	HB	BB	SO	WP	BK
2009	GCL Red Sox	1-1	4.50	12	0	0	0	0	24.0	28	12	12	0	1	14	19	6	0
2010									Did Not Play Due to Injury									
2011	Greenville	6-6	3.67	21	21	1	0	0	95.2	101	44	39	6	4	26	75	6	1
2012									Did Not Play Due to Injury									
2013	Salem	4-9	5.17	22	20	1	0	0	87.0	110	54	50	5	5	29	58	6	1
Minor Lg. Totals		11-6	4.40	55	41	2	0	0	206.2	239	110	101	11	10	69	152	18	2

SUAREZ, Alixon Henry

C

HT: 6'1"; **WT:** 180; **BATS:** Right; **THROWS:** Right; **BORN:** 7/25/1994 in Carora, VZ; **RESIDES:** Carora, VZ; **SIGNED BY:** Ernesto Gomez and Craig Shipley; **ACQUIRED:** Signed by the Red Sox as an international free agent, 11/21/2010.

2013: Made his domestic debut with the Gulf Coast League Red Sox, playing 31 games...Caught 13 of 48 (27.1%) attempted base stealers...Hit .348 (8-for-23, 4 2B, 6 RBI) with runners on and 2 outs...**2012:** Led the Dominican Summer League Red Sox with a .425 SLG and placed 2nd with 15 doubles, 4 homers (tied), and 96 total bases...Also ranked 3rd on the club with 61 hits, 4 triples (tied), and 39 walks (tied)...Batted .292 (42-for-144) against right-handed pitchers...Went 18-for-52 (.346) when leading off an inning...Caught 27 of 73 (37.0%) attempted base stealers...Reached base safely in a DSL-high 32 consecutive road games from 6/2-8/22 at .295 (36-for-122) with 18 walks (.412 OBP)...**2011:** Made pro debut with the DSL Red Sox, tying for the club lead with 2 home runs...Caught 33 of 84 (39.3%) attempted base stealers.

YEAR	CLUB	AVG	G	AB	R	H	2B	3B	HR	RBI	SH	SF	HP	BB	SO	SB	CS	E
2011	DSL Red Sox	.224	62	210	35	47	7	0	2	25	4	3	11	39	45	0	1	4
2012	DSL Red Sox	.270	63	226	41	61	15	4	4	28	0	2	11	39	41	2	3	5
2013	GCL Red Sox	.211	31	109	11	23	6	0	0	13	0	2	2	5	22	1	0	3
Minor Lg. Totals		.240	156	545	87	131	28	4	6	66	4	7	24	83	108	3	4	12

SWIHART, Blake Aubry - See Page 299

C

TAVAREZ, Aneury De Jesus

OF

HT: 5'9"; **WT:** 175; **BATS:** Left; **THROWS:** Right; **BORN:** 4/14/1992 in Barrio Obrero, DR; **RESIDES:** Barrio Obrero, DR; **SIGNED BY:** Manny Nani; **ACQUIRED:** Signed by the Red Sox as an international free agent, 10/18/2010.

2013: Led Single-A Greenville in games (125), stolen bases (29), doubles (28), triples (7), and total bases (186)...Stole the 3rd-most bases among all Red Sox minor leaguers...Hit .283 (26-for-92) out of the leadoff spot...Posted a .971 fielding percentage (7 E/240 TC) between RF (100 G), CF (20 G), and LF (5 G)...Pegged Red Sox Minor League Base Runner of the Month for August/September after going 8-for-11 in stolen base attempts with 11 runs, 4 doubles, and a triple...After the season, appeared in 9 games for Estrellas de Oriente of the Dominican Winter League...**2012:** Led Short-A Lowell with 4 triples and ranked among club leaders in games (42), at-bats (4th, 213), hits (4th, 58), doubles (3rd, 9), homers (T-2nd, 4), RBI (T-3rd, 24), and total bases (3rd, 87)...Spent the entire season with the Spinners, playing 29 games in LF, 17 in CF, and 14 in RF at a combined .974 fielding percentage (3 E/116 TC)...Batted .303 (20-for-66) against southpaws...Hit .295 (31-for-105) with 4 doubles, 4 triples, and 2 homers in 28 games in August...**2011:** Made pro debut with the Gulf Coast League Red Sox...Tied for 3rd on the club with 3 home runs...Hit a triple in each of the 1st 2 games of the season from 6/20-21...Knocked 1st pro homer on 8/5 at the GCL Twins.

YEAR	CLUB	AVG	G	AB	R	H	2B	3B	HR	RBI	SH	SF	HP	BB	SO	SB	CS	E
2011	GCL Red Sox	.220	33	100	10	22	1	2	3	8	1	1	4	8	40	3	3	12
2012	Lowell	.272	62	213	19	58	9	4	4	24	3	1	7	11	59	6	3	3
2013	Greenville	.257	125	479	56	123	28	7	7	55	7	3	6	21	140	29	15	7
Minor Lg. Totals		.256	220	792	85	203	38	13	14	87	11	5	17	40	239	38	21	22

Minor League Players, Continued

TAVERAS, Francisco Javier

LHP

HT: 6'0"; **WT:** 168; **BATS:** Left; **THROWS:** Left; **BORN:** 5/23/1990 in Altos de las Rojas, DR; **RESIDES:** Altos de las Rojas, DR; **SIGNED BY:** Manny Nanita; **ACQUIRED:** Signed by the Red Sox as an international free agent, 5/11/2009.

2013: Spent the year with Single-A Greenville, appearing in 19 games (4 GS)...DL stint from 6/22-8/15 included a 4-game rehab with Short-A Lowell...**2012:** Spent the season at Lowell, leading the club and ranking 3rd in the New York-Penn League with a .190 opponent AVG while also placing 2nd on the Spinners and 4th in the league with a 1.99 ERA (15 ER/68.0 IP)...Finished 2nd on the team with 59 SO and 3rd with 68.0 innings...Fanned at least 1 batter in every game and did not surrender a home run all season...Made 14 of 15 appearances out of the bullpen after spending the majority of his career as a starter...Held left-handed batters to a .111 AVG (6-for-54)...Struck out a season-high 9 batters in his only start of the year on 6/18 vs. Connecticut...Tossed at least 4.0 innings in 13 outings...Won 5 of his 6 decisions from 7/24-8/29...Allowed 1 hit over 5.2 scoreless frames on 7/29 vs. State College...**2011:** Led the Gulf Coast League Red Sox with 54.2 innings and 42 strikeouts and tied for the club lead with 5 wins and 11 starts...Ranked 5th in the league with 7.14 strikeouts per 9.0 innings...Went 4-1 with a 1.98 ERA (6 ER/27.1 IP, 23 SO) in 6 games (5 GS) in July...Made only relief appearance on 7/8 at the GCL Twins...**2010:** Appeared in 12 games (9 GS) for the GCL Red Sox...Allowed 2 earned runs or fewer in 6 of his 9 starts...Led team southpaws in innings (43.1) and strikeouts (37)...Allowed 2 earned runs or fewer in 6 of his 9 starts...Did not yield a homer in 43.1 innings, the 7th-most frames without allowing a long ball in the GCL...**2009:** Finished among qualifying Dominican Summer League starters in ERA (14th, 1.71)...Ranked 2nd on the club in ERA, strikeouts (71), and opponent AVG (.172)...Allowed 1 earned run or fewer in each of his last 9 starts from 6/25-8/11, posting a 0.82 ERA (4 ER/43.2 IP) with 54 punch outs in that time.

YEAR	CLUB	W-L	ERA	G	GS	CG	SHO	SV	IP	H	R	ER	HR	HB	BB	SO	WP	BK
2009	DSL Red Sox	3-2	1.71	13	13	0	0	0	58.0	39	13	11	0	5	29	71	8	0
2010	GCL Red Sox	2-3	4.98	12	9	0	0	0	43.1	52	30	24	0	4	17	37	2	0
2011	GCL Red Sox	5-3	3.62	12	11	0	0	0	54.2	60	32	22	0	2	16	42	6	0
2012	Lowell	6-3	1.99	15	1	0	0	0	68.0	46	21	15	0	1	31	59	5	0
2013	Lowell	2-0	1.23	4	1	0	0	0	14.2	8	2	2	0	0	2	16	1	0
	Greenville	3-5	6.69	19	4	0	0	1	71.1	80	57	53	15	4	30	48	7	0
Minor Lg. Totals		21-16		75	39	0	0	1	310.0	285	155	127	15	16	125	273	29	0

TAVERAS, German Luis

RHP

HT: 6'2"; **WT:** 180; **BATS:** Right; **THROWS:** Right; **BORN:** 2/15/1993 in Santo Domingo, DR; **RESIDES:** Santo Domingo, DR; **SIGNED BY:** Manny Nanita and Craig Shipley; **ACQUIRED:** Signed by the Red Sox as an international free agent, 5/7/2011.

2013: Posted a 2.75 ERA (11 ER/36.0 IP, 30 SO, 9 BB) in 16 appearances for the Gulf Coast League Red Sox with 8 scoreless outings...Allowed 4 earned runs in 22.0 innings (1.64 ERA) over his final 11 appearances of the year...**2012:** Returned to the Dominican Summer League Red Sox, placing among club leaders in appearances (2nd, 16), holds (T-3rd, 2), and games finished (2nd, 7)...Collected only save on 6/23 at the DSL Yankees...Allowed 3 earned runs in 13.2 innings (1.98 ERA) over his final 7 outings of the season from 7/11-8/20...**2011:** Made pro debut in 5 games for the DSL Red Sox...Recorded a save in 1st career appearance on 6/24 vs. the DSL Yankees2.

YEAR	CLUB	W-L	ERA	G	GS	CG	SHO	SV	IP	H	R	ER	HR	HB	BB	SO	WP	BK
2011	DSL Red Sox	0-1	2.08	5	0	0	0	1	13.0	9	3	3	0	1	9	5	3	0
2012	DSL Red Sox	0-1	5.88	16	0	0	0	1	26.0	26	20	17	1	1	15	17	3	1
2013	GCL Red Sox	3-2	2.75	16	0	0	0	1	36.0	30	13	11	0	2	9	30	6	0
Minor Lg. Totals		3-4	3.72	37	0	0	0	3	75.0	65	36	31	1	4	33	52	12	1

TRADER, Kevin Gerrod (K.J.)

RHP

HT: 5'11"; **WT:** 160; **BATS:** Right; **THROWS:** Right; **BORN:** 6/17/1994 in Seaford, DE; **RESIDES:** Delmar, MD; **SIGNED BY:** Chris Calciano; **ACQUIRED:** Red Sox 39th pick (39th round, 1,163rd overall) in the 2013 June Draft.

2013: Debuted as a pro with the Gulf Coast League Red Sox (9 G, 1 GS)...**PERSONAL:** Selected in the 39th round of the 2013 June Draft out of Delmar (DE) High School.

YEAR	CLUB	W-L	ERA	G	GS	CG	SHO	SV	IP	H	R	ER	HR	HB	BB	SO	WP	BK
2013	GCL Red Sox	0-2	10.57	9	1	0	0	0	7.2	9	9	9	1	0	15	4	1	0

VALDEZ, Jose G.

RHP

HT: 6'4"; **WT:** 160; **BATS:** Right; **THROWS:** Right; **BORN:** 1/22/1983 in Santo Domingo, DR; **RESIDES:** Santo Domingo, DR; **SIGNED BY:** Victor Mata (Yankees); **ACQUIRED:** Signed by the Red Sox as a minor league free agent, 1/10/2014.

2013: Appeared in 35 games with Houston's Triple-A Oklahoma City...Converted 13 of 18 save opportunities...Posted a 1.42 ERA (2 ER/12.2 IP) with 7 saves in April...Did not allow a run in 10 of his 11 appearances of the season (1.32 ERA) from 4/5-5/2...Signed by the Red Sox as a minor league free agent on 1/10/14...**2012:** Spent the majority of the season in the bullpen with Oklahoma City before making 12 appearances with HOU after a 9/1 recall...Led Oklahoma City and ranked 3rd in the Pacific Coast League with 21 saves...Did not allow a run in 10 of his 12 outings with the Astros (2.25 ERA, 3 ER/12.0 IP)...**2011:** Split time between Oklahoma City (20 G) and HOU (12 G)...Made his major league debut on 4/17 vs. San Diego with 1.0 scoreless inning of relief...**2010:** Combined to post a 1.10 ERA (2 ER/16.1 IP) in 13 relief appearances with Double-A Corpus Christi (9 G) and the Gulf Coast League Astros (4 G)...Missed time on the DL from 4/8-8/10, including a rehab stint in the GCL...**2009:** Split time between the Yankees' Double-A Trenton and Triple-A Scranton affiliates...In 43 relief appearances between both clubs, posted a 3-2 record with 10 saves and a 3.43 ERA (22 ER/57.2 IP)...Pitched in 22 games for Lacey in the Dominican Winter League after the

Minor League Players, Continued

season, going 3-0 with a 1.64 ERA (4 ER/22.0 IP)...Signed by HOU as a free agent on 11/20...**2008:** Split the season between High-A Tampa and Trenton, combining to go 7-2 with 7 saves and a 2.54 ERA (17 ER/60.1 IP)...Held opponents to a .216 AVG (47-for-217), including a .163 mark against right-handers...Made 2 scoreless and hitless postseason appearances for the Eastern League champions (2.2 IP)...Played for Licey in the DWL following the season...**2007:** Was 3-4 with a 2.87 ERA (19 ER/59.2 IP) in 37 relief appearances with Tampa...Allowed 1 earned run over his first 9 outings (16.0 IP, 3 BB, 17 SO)...**2006:** Split time with the GCL Yankees and Single-A Charleston, combining for a 1.93 ERA (4 ER/18.2 IP) in 14 games...**2005:** Missed the entire season on the DL...**2004:** Appeared in 23 games (20 GS) for Tampa, going 7-7 with a 4.27 ERA (53 ER/111.2 IP) and 76 SO...**2003:** Between Single-A Battle Creek (22 GS) and Tampa (3 GS), went 12-8 with a 3.68 ERA (61 ER/149.1 IP)...**2002:** Made 4 starts with Short-A Staten Island after a 6/18 promotion from the GCL Yankees (8 G, 7 GS)...**2001:** Made pro debut with the GCL Yankees, going 3-4 with a 1.94 ERA in 15 games (10 GS).

YEAR	CLUB	W-L	ERA	G	GS	CG	SHO	SV	IP	H	R	ER	HR	HB	BB	SO	WP	BK
2001	DSL Yankees	3-4	1.94	15	10	0	0	1	69.2	60	21	15	1	2	11	50	7	0
2002	GCL Yankees	1-4	3.35	8	7	0	0	0	40.1	45	19	15	2	2	10	28	1	0
	Staten Island	1-3	5.40	4	4	0	0	0	20.0	19	14	12	0	1	9	21	2	0
2003	Battle Creek	11-7	3.64	22	22	0	0	0	133.2	132	67	54	14	8	42	76	8	4
	Tampa	1-1	4.02	3	3	0	0	0	15.2	11	7	7	2	0	4	9	1	0
2004	Tampa	7-7	4.27	23	20	0	0	0	111.2	116	69	53	7	7	38	76	10	2
2005	Did Not Play Due to Injury																	
2006	GCL Yankees	1-1	2.61	9	0	0	0	1	10.1	12	7	3	2	0	1	7	0	0
	Charleston	0-0	1.08	5	0	0	0	2	8.1	8	1	1	0	0	2	6	0	0
2007	Tampa	3-4	2.87	37	0	0	0	3	59.2	54	21	19	4	0	21	60	6	1
2008	Tampa	6-2	2.75	27	0	0	0	3	36.0	30	13	11	4	0	9	32	1	1
	Trenton	1-0	2.22	17	0	0	0	4	24.1	17	7	6	4	1	7	23	1	0
2009	Trenton	1-1	3.05	34	0	0	0	10	38.1	32	17	13	2	3	23	42	13	0
	Scranton/WB	2-1	4.19	9	0	0	0	0	19.1	23	9	9	2	0	10	18	2	0
2010	GCL Astros	0-0	0.00	4	0	0	0	0	4.0	2	0	0	0	0	0	4	0	0
	Corpus Christi	0-0	1.46	9	0	0	0	0	12.1	5	2	2	0	2	4	11	0	0
2011	GCL Astros	0-1	4.50	4	0	0	0	0	4.0	3	3	2	0	0	1	7	1	0
	Oklahoma City	1-0	5.66	20	0	0	0	9	20.2	23	16	13	4	1	9	26	2	0
	HOUSTON	0-0	9.00	12	0	0	0	0	14.0	17	14	14	2	1	7	15	1	0
2012	GCL Astros	0-0	0.00	5	5	0	0	0	5.0	2	0	0	0	0	1	7	0	0
	Oklahoma City	0-5	4.95	46	0	0	0	21	43.2	53	27	24	5	1	12	59	6	0
	HOUSTON	0-0	2.25	12	0	0	0	0	12.0	12	4	3	1	0	8	10	1	0
2013	Oklahoma City	3-3	5.72	35	0	0	0	13	39.1	42	30	25	4	4	21	33	6	1
Major Lg. Totals		0-0	5.89	24	0	0	0	0	26.0	29	18	17	3	1	15	25	2	0
Minor Lg. Totals		42-44	3.57	336	71	0	0	67	716.1	689	350	284	57	32	235	595	67	9

VELETTE, Raynel

RHP

HT: 6'2"; **WT:** 165; **BATS:** Right; **THROWS:** Right; **BORN:** 6/10/1991 in Puerto Plata, DR; **RESIDES:** Puerto Plata, DR; **SIGNED BY:** Pablo Lantigua; **ACQUIRED:** Signed by the Red Sox as an international free agent, 2/25/2008.

2013: Spent majority of 2013 campaign with Single-A Greenville where he had a 3.58 ERA (13 ER/32.2 IP) in 15 games...Made 1 appearance for Short-A Lowell on 6/19 (1 R, 2.2 IP)...Posted a 2.70 ERA (6 ER/20.0 IP) with 23 strikeouts over 9 games in August...**2012:** Split his season between starter and reliever in his return to Lowell, leading the club and ranking 3rd in the New York-Penn League with 78.1 innings pitched...Also ranked among Spinners leaders in wins (T-4th, 4), games (3rd, 16), starts (4th, 8), and strikeouts (3rd, 55)...Held right-handed opponents to a combined .174 AVG (30-for-172)...Appeared in 4 games with Greenville to begin his year and was transferred to Lowell on 6/18...Named NYPL Pitcher of the Week for 6/18-24 after allowing 1 hit over 6.0 scoreless innings to earn the win in his 1st start with the Spinners on 6/21 at Connecticut...Fanned a season-high 6 on 7/16 vs. Staten Island...**2011:** Spent entire season at Lowell...Held batters to a .176 clip (3-for-17) with the bases loaded...Posted a 4.15 ERA (6 ER/13.0 IP) in 3 starts in June...**2010:** Led the Gulf Coast League Red Sox with a 2.54 ERA (14 ER/49.2 IP), 2nd among qualifying Sox minor leaguers and 7th in the league...Topped GCL qualifiers in WHIP (0.91) and ranked 2nd in opponent AVG (.190)...Finished 5th among GCL relief leaders in fewest base runners per 9.0 IP (8.69)...Led the GCL Red Sox in innings and tied for the club lead with 5 victories...Held opponents to 3 runs or fewer in all 12 outings and went at least 4.0 frames on 9 occasions...Named Red Sox Minor League Pitcher of the Month for August (2-1, 1.77 ERA)...**2009:** Made 14 appearances (13 GS) in a return to the Dominican Summer League...Held opponents to 2 runs or fewer in 13 of 14 outings, including 1 earned run or fewer 10 times...Did not allow an earned run over his last 3 starts (14.0 IP)...**2008:** Led the DSL Red Sox with 55.0 innings over 14 appearances (10 GS) in his 1st pro season...Served as a reliever for the final 4 games of the season, posting a 2.19 ERA (3 ER/12.1 IP) with 9 strikeouts.

YEAR	CLUB	W-L	ERA	G	GS	CG	SHO	SV	IP	H	R	ER	HR	HB	BB	SO	WP	BK
2008	DSL Red Sox	4-3	3.44	14	10	0	0	0	55.0	40	23	21	0	6	23	45	1	1
2009	DSL Red Sox	3-2	2.47	14	13	0	0	0	58.1	40	20	16	3	6	28	48	2	1
2010	GCL Red Sox	5-2	2.54	12	2	0	0	1	49.2	34	21	14	3	6	11	45	0	0
2011	Lowell	2-4	6.50	14	12	0	0	0	54.0	59	46	39	9	8	36	36	11	1
2012	Greenville	0-1	4.00	4	0	0	0	0	9.0	8	4	4	1	0	7	9	0	0
	Lowell	4-3	3.56	16	8	0	0	0	78.1	60	34	31	6	3	41	55	9	0
2013	Lowell	0-0	3.38	1	0	0	0	0	2.2	2	1	1	0	0	2	1	1	0
	Greenville	0-3	3.58	15	0	0	0	0	32.2	31	14	13	4	2	16	33	7	0
Minor Lg. Totals		18-18	3.68	90	45	0	0	1	339.2	274	163	139	26	31	164	272	31	3

Minor League Players, Continued

VILLARREAL, Brayen Rene - See Page 322

RHP

VINICIO, Jose Gregorio

SS

HT: 5'11"; **WT:** 150; **BATS:** Switch; **THROWS:** Right; **BORN:** 7/10/1993 in Santo Domingo, DR; **RESIDES:** Santo Domingo, DR; **SIGNED BY:** Manny Nanita; **ACQUIRED:** Signed by the Red Sox as an international free agent, 7/13/2009.

2013: Finished among Single-A Greenville team leaders in games (2nd, 107), runs (3rd, 44), triples (3rd, 4), and stolen bases (2nd, 21)...Posted a .935 fielding percentage (31 E/476 TC) at SS...Hit .500 (14-for-28) over 7-game hit streak from 6/21-28...Was successful in 10 of 11 stolen base attempts (90.9%) in July...**2012:** Ranked 3rd on Greenville with 24 stolen bases in 70 games despite spending 2 nearly month-long stints on the DL...Was the youngest player on the Drive the entire season...Batted .305 (57-for-187) with all 3 home runs against right-handers...Went 5-for-11 (.455) with the bases loaded...Led Greenville with a .370 AVG (30-for-81) over 21 games from 5/11-6/9...Tallied 3 hits including 2 doubles and 4 RBI, all season highs, on 6/1 vs. Charleston...Played in 2 rehab games with Short-A Lowell while on the DL from 6/22-7/11...Returned to the DL on 8/11 and missed the remainder of the season...**2011:** Led the Gulf Coast League Red Sox in games (50), hits (52), and stolen bases (19)...Ranked among GCL leaders in at-bats (2nd, 179), runs (3rd, 22), triples (T-4th), RBI (3rd, 18), and was 6th in the Red Sox organization among qualifiers in batting (.291)...Played all 50 games at SS to lead the GCL in games, chances (297), putouts (107), assists (161), and double plays (25) at the position...Hit .351 (20-for-57) against left-handers...Named Red Sox Minor League Base Runner of the Month for July after swiping 14 bases, 2nd-most among Red Sox minor leaguers and in the GCL in that time...Batted .386 (27-for-70) with 3 triples in 19 games in August...Following the season, selected as the No. 7 prospect in the GCL by *Baseball America*...**2010:** Was the GCL's youngest position player and 2nd-youngest player overall in his pro debut, turning 17 on 7/10...His 6 triples ranked 2nd in the league and on the club, while also ranking 2nd on the GCL Red Sox with 13 stolen bases...Paced the club with 43 games at SS...Went 5-for-5 with 3 runs, a double, and an RBI, 6/25 vs. the GCL Twins...His 1st pro homer came 8/16 vs. the GCL Rays.

YEAR	CLUB	AVG	G	AB	R	H	2B	3B	HR	RBI	SH	SF	HP	BB	SO	SB	CS	E
2010	GCL Red Sox	.253	43	158	23	40	4	6	1	22	1	2	2	7	26	13	1	23
2011	GCL Red Sox	.291	50	179	22	52	7	5	2	18	1	1	6	7	33	19	10	29
2012	Lowell	.000	2	8	0	0	0	0	0	0	0	0	0	0	2	0	0	0
	Greenville	.277	70	256	37	71	9	3	3	32	3	2	4	13	56	24	11	25
2013	Greenville	.192	107	391	44	75	14	4	1	26	9	1	5	12	108	21	9	31
Minor Lg. Totals		.240	272	992	126	238	34	18	7	98	14	6	17	39	225	77	31	108

VITEK, Kolbrin D.

OF

HT: 6'2"; **WT:** 195; **BATS:** Right; **THROWS:** Right; **BORN:** 4/1/1989 in Bryan, OH; **RESIDES:** Nashville, TN; **SIGNED BY:** Sam Ray; **ACQUIRED:** Red Sox 1st pick (1st round, 20th overall) in the 2010 June Draft.

2013: Played in 58 games for Double-A Portland before landing on the DL on 7/19...Made his pro debut in the OF with a .976 fielding percentage in 27 games (1 E/42 TC)...Had a season-high 4 hits with a double and 2 RBI on 4/11 at New Britain...Appeared in 3 games on a rehab assignment with the Gulf Coast Red Sox from 8/19-21...**2012:** Played in 46 games with Portland, missing most of the 2nd half of the season with a pair of DL stints...Went 13-for-36 (.361) when leading off an inning...Named the Red Sox Minor League Base Runner of the Month for April...Batted .316 (25-for-79) in 19 games from 4/13-5/4, including 4 straight multi-hit games to end the stretch...Knocked only home run of the year on 4/30 vs. Trenton...Spent time on the DL from 5/22-7/22, appearing in 4 rehab games with the GCL Sox and 2 with Short-A Lowell during that time...Returned to the DL on 8/4 and missed the remainder of the season...**2011:** Ranked 8th among High-A Carolina League qualifiers in batting (.281) and placed 2nd in the league in runs (78)...Led Salem in runs, at-bats (473), hits (133), triples (6), and total bases (176)...Also placed among team leaders in games (2nd, 123), doubles (3rd, 22), RBI (T-3, 43), and walks (T-2nd, 45), and was 2nd among club qualifiers in batting...Hit .341 (28-for-82) with 5 doubles, 4 triples, and 17 runs in 21 games in April, including an 11-game hit streak from 4/17-27 (.458, 22-for-48)...**2010:** Combined to hit .270 with 4 home runs and 33 RBI between Lowell and Single-A Greenville in his 1st pro campaign...Spent most of the year with the Spinners and led club qualifiers in SLG (.422) and OPS (.781) while finishing 2nd in batting (.270) and OBP (.360)...Placed 2nd on the team in runs (tied, 30), triples (tied, 3), walks (tied, 26), and stolen bases (13)...Went 13-for-30 (.433) with 2 homers and 10 RBI over his final 8 games with Lowell before a promotion to Greenville on 8/26...Went 4-for-22 (.182) in 6 playoff games for the Drive...Named the No. 7 prospect in the New York-Penn League by *Baseball America*...**PERSONAL:** Rated by *Baseball America* as the top 2B in the 2010 June Draft...Named Mid-American Conference Player of the Year in 2010 after ranking among conference leaders in runs (1st, 73), homers (72nd, 17), RBI (3rd, 68), and total bases (3rd, 161) as a junior at Ball State (IN) University...Earned Louisville Slugger 1st-Team All-American honors, pacing the Cardinals in batting (.361), SLG (.691), doubles (20), and triples (tied, 30)...Also made 17 pitching appearances (13 GS) and finished 2nd in the MAC with a 3.28 ERA, going 3-4 with 3 saves and 60 strikeouts...Was a finalist for the 2010 Golden Spikes Award...Won the 2009 Triple Crown in the Great Lakes League (.400 AVG, 6 HR, 38 RBI).

YEAR	CLUB	AVG	G	AB	R	H	2B	3B	HR	RBI	SH	SF	HP	BB	SO	SB	CS	E
2010	Lowell	.270	56	204	30	55	13	3	4	30	0	4	5	26	61	13	2	14
	Greenville	.275	12	40	7	11	3	1	0	3	0	0	7	13	4	1	1	1
2011	Salem	.281	123	473	78	133	22	6	3	43	0	4	7	45	102	12	3	28
2012	GCL Red Sox	.273	4	11	4	3	1	0	0	2	0	1	0	2	0	0	0	0
	Lowell	.250	2	8	1	2	1	0	0	1	0	0	0	0	2	0	0	1
	Portland	.242	46	186	14	45	13	1	1	10	0	0	1	10	47	0	0	8
2013	GCL Red Sox	.286	3	7	0	2	1	0	0	0	0	0	0	0	3	0	0	0
	Portland	.204	58	201	14	41	8	1	0	14	0	2	2	14	60	5	3	5
Minor Lg. Totals		.258	304	1130	148	292	62	12	8	103	0	11	15	104	288	34	9	57

Player Development

Minor League Players, Continued

WATANABE, Shunsuke

RHP

HT: 5'10"; **WT:** 155; **BATS:** Right; **THROWS:** Right; **BORN:** 8/27/1976 in Tochigi, Japan; **RESIDES:** Tochigi, Japan; **ACQUIRED:** Signed by the Red Sox as an international free agent, 12/13/2013.

2013: Made 6 starts for the Chiba Lotte Marines of Japan's Nippon Professional Baseball League, the fewest appearances in a season for his career...**2012:** Went 4-4 with a 4.39 ERA (34 ER/69.2 IP) in 13 starts for the Marines...**2011:** Tied for the 2nd-most starts on Chiba Lotte (24) with a 3.68 ERA (54 ER/132.0 IP)...**2010:** His 0.61 home runs per 9.0 IP marked the lowest rate among club starters...**2009:** Tossed 2.0 scoreless innings without allowing a hit during Japan's run to the World Baseball Classic Championship...Appeared in 25 games (21 GS) for the Marines...**2008:** Recorded the best strikeout-to-walk ratio (3.59) among Chiba Lotte hurlers with at least 100.0 innings...Tied for the most wins (13) and shutouts (2) on the club...**2007:** Tossed a team-leading 8 complete games, the 3rd-most in the Pacific League...Posted the 2nd-lowest ERA (2.44) among club starters (min. 60.0 IP)...**2006:** Appeared in 3 games (2 GS) for Japan's World Baseball Classic championship team, posting a 1.98 ERA (3 ER/13.2 IP) with 6 strikeouts and 2 walks...Had a 3.00 strikeout-to-walk ratio (105 SO/35 BB) in 23 starts for the Marines...Set a career high in strikeouts...Received People's Honor Award from Tochigi Prefecture and also the People's Honor Award from the city of Chiba...**2005:** Posted a team-low 2.17 ERA (45 ER/187.0 IP), the 2nd-lowest mark in the PL (min. 60.0 IP)...Set a career high with a team-best 15 wins...Led the club in starts (12, 23), and WHIP (0.95)...Named an NPB All-Star for the 2nd straight season...Named Player of the Series for the Japan Series...Earned Best Battery Award with C Tomoya Satozaki...**2004:** Went 12-6 with a 3.59 ERA (60 ER/150.1 IP) in 23 starts, including 4 complete games...Named to the NPB All-Star team for the 1st time in his career...Ranked among club leaders in ERA (2nd, min. 80.0 IP), starts (T-2nd), and strikeouts (3rd, 101)...**2003:** Exceeded 100.0 innings for the 1st time in his career (140.0), posting a team-best 1.04 WHIP...Went 9-4 with a 3.66 ERA (57 ER/140.0 IP)...**2002:** Made 8 starts for the Marines...**2001:** Led the club with a 2.66 ERA (15 ER/50.2 IP, min. 10.0 IP) in his 1st pro campaign...**PERSONAL:** Was Chiba Lotte's 4th selection in the 2000 NPB draft, making his pro debut on 4/25/01...Pitched on both of Japan's WBC championship teams in 2006 and 2009.

YEAR	CLUB	W-L	ERA	G	GS	CG	SHO	SV	IP	H	R	ER	HR	HB	BB	SO	WP	BK
2001	Chiba Lotte	2-2	2.66	13	6	1	0	0	50.2	41	18	15	5	3	23	31	0	0
2002	Chiba Lotte	0-3	6.35	8	8	0	0	0	34.0	41	26	24	6	6	12	26	1	0
2003	Chiba Lotte	9-4	3.66	20	18	6	0	0	140.0	114	60	57	19	9	31	74	0	0
2004	Chiba Lotte	12-6	3.59	23	23	4	0	0	150.1	145	66	60	12	12	42	101	0	0
2005	Chiba Lotte	15-4	2.17	23	23	8	3	0	187.0	152	48	45	14	4	27	101	0	0
2006	Chiba Lotte	5-11	4.35	23	23	4	0	0	147.0	155	79	71	12	14	35	105	0	0
2007	Chiba Lotte	9-6	2.44	25	24	8	2	0	177.0	154	57	48	14	3	34	93	1	0
2008	Chiba Lotte	13-8	4.17	26	26	3	2	0	172.2	195	81	80	17	13	29	104	1	0
2009	Chiba Lotte	3-13	4.05	25	21	3	0	0	144.1	144	69	65	9	13	46	74	0	1
2010	Chiba Lotte	8-8	4.49	26	25	3	0	0	148.1	171	77	74	10	7	45	63	1	0
2011	Chiba Lotte	7-9	3.68	24	24	1	0	0	132.0	139	58	54	11	6	39	43	1	0
2012	Chiba Lotte	4-4	4.39	13	13	1	0	0	69.2	80	36	34	7	2	13	22	0	0
2013	Chiba Lotte	0-4	4.62	6	6	0	0	0	25.1	34	19	13	2	4	9	9	0	0
Japan Totals		87-82	3.65	255	240	42	8	0	1578.1	1565	694	640	138	96	385	846	5	1

WEEMS, Jordan Blake

C

HT: 6'3"; **WT:** 175; **BATS:** Left; **THROWS:** Right; **BORN:** 11/7/1992 in Columbus, GA; **RESIDES:** Columbus, GA; **SIGNED BY:** Tim Hyers; **ACQUIRED:** Red Sox 6th pick (3rd round, 111th overall) in the 2011 June Draft.

2013: Returned to Single-A Greenville, appearing in 61 games at catcher...Placed on the DL 7/26 for the remainder of the season...**2012:** Made full-season debut with Greenville...Caught 26 of 119 (21.8%) attempted base stealers in 68 games behind the plate...Collected a season-high 3 RBI on 9/1 vs. Hickory...**2011:** Reported to the Gulf Coast League Red Sox on 8/3 and made pro debut in 14 games...Went 4-for-12 (.333) with runners in scoring position...Caught 10 of 24 (41.7%) attempted base stealers...**PERSONAL:** Batted .443 with 6 home runs and 26 RBI in 39 games for Columbus (GA) High School in 2011...Led team to 2nd consecutive Georgia High School Association Class AAA State Championship in 2011...Named to the Columbus Ledger-Enquirer's 1st Team and is an All-Bi-City Baseball selection...His father, Rick, was a minor league catcher in the St. Louis organization from 1980-82.

YEAR	CLUB	AVG	G	AB	R	H	2B	3B	HR	RBI	SH	SF	HP	BB	SO	SB	CS	E
2011	GCL Red Sox	.182	14	44	4	8	2	0	0	8	0	0	1	7	16	0	0	4
2012	Greenville	.201	86	298	33	60	11	0	0	29	1	0	2	44	87	4	1	4
2013	Greenville	.204	61	201	15	41	8	0	0	13	0	0	3	25	60	2	1	3
Minor Lg. Totals		.201	161	543	52	109	21	0	0	50	1	0	6	76	163	6	2	11

WELCH, Stefan Robert

1B/3B

HT: 6'3"; **WT:** 175; **BATS:** Left; **THROWS:** Right; **BORN:** 8/12/1988 in Alice Springs, Australia; **RESIDES:** Adelaide, Australia; **SIGNED BY:** Tony Harris (Mets); **ACQUIRED:** From the Pittsburgh Pirates for cash considerations, 6/5/2013.

2013: Went 3-for-10 with 2 doubles and a home run for the Australian team in the 2013 World Baseball Classic...Combined to hit .261 (89-for-341) between Pittsburgh's Double-A Altoona and High-A Salem...Acquired from the Pirates via trade on 6/5...Placed among Salem's club leaders in AVG (3rd, .292, min. 200 AB), home runs (4th, 10), RBI (3rd, 46), and walks (3rd, 45)...Made 1 error in 313 total chances (.997%) between 3B (48 G) and 1B (21 G)...Hit .500 (14-for-28, 2B, HR, 7 RBI) from 7/8-15, earning Carolina League Player of the Week...Reached base in 28 consecutive games from 7/14-8/14, the 3rd-longest on-base streak in the CL, going 32-for-102 (.314) with 20 walks in that time...**2012:** Hit .266 (117-for-

Minor League Players, Continued

440) between High-A Bradenton (61 G) and Altoona (67 G)...Named to the Florida State League Mid-Season All-Star team...Ranked 3rd among Pirates farmhands in games played...Combined to hit .293 (91-for-311) against right-handed pitching...Hit safely in 16 straight games (.375, 24-for-64, 7 2B, 4 HR, 14 RBI, 8 BB) from 4/28-5/14...Promoted to Altoona on 6/14, where he led the Eastern League with a .444 AVG (24-for-54) from 6/15-7/2 with 4 doubles, 4 homers, 14 RBI, and 10 walks in 16 games...Had a .342 OBP in 41 games for the Adelaide Bite of the Australian Baseball League after the season...**2011:** Played the entire season with the Mets' High-A St. Lucie, ranking among club leaders in games (3rd, 129), hits (4th, 118), doubles (5th, 19), home runs (1st, 16), and RBI (3rd, 53)...Hit .279 (24-for-86) in 21 games with Adelaide of the ABL after the season...Signed by PIT as a minor league free agent on 11/17...**2010:** Matched the 4th-most triples in the Florida State League (8) and placed 3rd in HBP (16)...Led St. Lucie in games (133), hits (127), doubles (29), triples, RBI (68), total bases (196), and walks (37)...Named an FSL Mid-Season All-Star...Played in 40 games with the ABL's Adelaide club after the year...**2009:** Hit .266 (82-for-308) between Single-A Savannah and St. Lucie...Promoted to St. Lucie on 7/6, hitting safely in his first 10 games with the club (7/6-17) at a .452 pace...Hit .337 (30-for-89, 5 2B, 3B, 2 HR, 18 RBI) in July...**2008:** Hit .281 (71-for-253) in 63 games with Short-A Kingsport before an 8/28 promotion to Savannah for the final 5 games of the season...Went 18-for-45 (.400) in June with 2 doubles, 4 triples, and 9 RBI...**2007:** Made his pro debut with the Rookie-level Gulf Coast League Mets, hitting .288 (40-for-139) in 36 games...**PERSONAL:** Originally signed by NYM as a non-drafted free agent on 11/19/05.

YEAR	CLUB	AVG	G	AB	R	H	2B	3B	HR	RBI	SH	SF	HP	BB	SO	SB	CS	E
2007	GCL Mets	.288	36	139	16	40	9	0	0	12	0	3	3	11	22	1	2	3
2008	Kingsport	.281	63	253	33	71	14	8	4	34	0	2	3	11	40	4	0	8
	Savannah	.263	5	19	4	5	1	0	1	3	0	0	1	2	5	0	0	0
2009	Savannah	.239	26	92	7	22	3	1	2	10	0	0	0	4	19	0	0	0
	St. Lucie	.278	56	216	38	60	10	2	5	37	0	2	5	20	37	0	0	3
2010	St. Lucie	.256	133	496	64	127	29	8	8	68	2	4	16	37	126	2	1	8
2011	St. Lucie	.271	129	436	55	118	19	3	16	53	5	7	9	57	105	3	1	2
2012	Bradenton	.265	61	226	23	60	11	1	8	37	0	4	3	17	44	4	1	11
	Altoona	.266	67	214	34	57	12	1	5	27	4	2	1	31	59	3	1	11
2013	Altoona	.149	29	74	6	11	2	0	1	6	0	0	0	10	16	0	0	0
	Salem	.292	75	267	48	78	19	0	10	46	0	3	10	45	65	3	2	1
Minor Lg. Totals		.267	680	2432	328	649	129	24	60	333	11	27	51	245	538	20	8	47

WILKERSON, William Shannon (Shannon)

OF

HT: 6'0"; **WT:** 198; **BATS:** Right; **THROWS:** Right; **BORN:** 7/20/1988 in Lawrenceville, GA; **RESIDES:** Dacula, GA; **SIGNED BY:** Tim Hyers; **ACQUIRED:** Red Sox 7th pick (6th round, 172nd overall) in the 2008 June Draft.

2013: Finished among Double-A Portland team leaders in games (3rd, 124), runs (1st, 76), hits (2nd, 110), doubles (4th, 23), triples (2nd, 6), and stolen bases (1st, 23)...Named the Red Sox Minor League Base Runner of the Month for April after scoring 13 runs and stealing 2 bases in 21 games...Hit .304 (31-for-102, 4 2B, 1 3B, 2 HR, 7 RBI, 16 BB) in the month of May...Reached base in 27 straight contests from 8/1-30, hitting .308 (33-for-107) in that time with 9 doubles, 2 triples, a homer, 9 RBI, and 15 walks...**2012:** Played in 124 games between High-A Salem and Portland, batting .268 (128-for-477) with 32 stolen bases, the 3rd most steals among Red Sox minor leaguers...Spent the majority of the season with Salem, leading the club with 5 triples and placing 4th in the Carolina League with 29 steals...Led qualifying CL OF with a .996 fielding percentage (1 E/227 TC) over 55 games in RF and 47 in CF...Named the Red Sox Minor League Base Runner of the Month for both May and July...**2011:** Ranked 3rd on Salem with 102 games, 54 runs, 10 homers, and 13 stolen bases...Swiped 13 of 16 bases (81.3%), the best ratio on the club...Batted .312 (24-for-77) with runners in scoring position...Played 39 games in LF, 38 in CF, and 22 in RF...Notched 1st career multi-homer game with 2 on 4/27 at Kinston...Reached base in 18 straight contests from 6/30-7/21 with a .288 AVG (21-for-73) and 5 walks...Hit safely in 11 consecutive games at a .313 clip (15-for-48) with 8 RBI from 7/4-18...Batted .348 (24-for-69) in 23 games in August...**2010:** Played for Single-A Greenville but missed time with a pair of DL stints...Went 4-for-5 with a double and a season-high 3 RBI, 7/6 at Kannapolis...Reached safely in 11 straight games, 7/18-30...Posted a .333 clip (11-for-33) during a career-long, 9-game hit streak to end that stretch, 7/21-30...Appeared in 54 games in LF, 12 games in RF and 1 game in CF...Led the Drive with a .389 AVG (7-for-18) in the playoffs...**2009:** Split his 1st pro season between Short-A Lowell and Greenville, appearing at all 3 OF positions...Led the Spinners with 5 triples, tops in the New York-Penn League at the time of his 7/31 promotion to Greenville...Hit .250 (4-for-16) in 5 playoff games for the Drive...**PERSONAL:** Named 2009 Division II Player of the Year after leading the Peach Belt Conference in batting (.441), SLG (.891), runs (82), hits (101), homers (24), and triples (7) as a junior for Augusta State (GA) University...Set school records in batting, RBI (82), hits, runs, and total bases (204).

YEAR	CLUB	AVG	G	AB	R	H	2B	3B	HR	RBI	SH	SF	HP	BB	SO	SB	CS	E
2009	Lowell	.264	31	125	15	33	10	5	0	11	1	0	3	5	22	5	1	1
	Greenville	.241	29	112	18	27	7	2	2	12	0	1	0	7	17	2	0	3
2010	Greenville	.245	73	269	26	66	13	4	0	36	2	5	5	17	57	11	6	2
2011	Salem	.251	102	342	54	86	18	2	10	39	2	5	4	34	70	13	3	3
2012	Salem	.269	100	386	50	104	19	5	4	42	7	6	1	20	72	29	7	1
	Portland	.264	24	91	8	24	5	0	0	6	0	0	1	5	16	3	0	1
2013	Portland	.237	124	465	76	110	23	6	4	37	9	6	5	53	101	23	13	3
Minor Lg. Totals		.251	483	1790	247	450	95	24	20	183	21	23	19	141	355	86	30	14

Minor League Players, Continued

WILLIAMS, Jalen Andre

RHP

HT: 6'4"; **WT:** 210; **BATS:** Right; **THROWS:** Right; **BORN:** 4/21/1995 in Ft. Polk, LA; **RESIDES:** Opelousas, LA; **SIGNED BY:** Jon Adkins; **ACQUIRED:** Red Sox 16th pick (16th round, 473rd overall) in the 2013 June Draft.

2013: Made his pro debut with the Gulf Coast League Red Sox, starting 3 games...**PERSONAL:** Selected in the 16th round of the 2013 June Draft out of Westminster Christian (LA) Academy...Originally committed to play football at Nichols State (LA) University.

YEAR	CLUB	W-L	ERA	G	GS	CG	SHO	SV	IP	H	R	ER	HR	HB	BB	SO	WP	BK
2013	GCL Red Sox	0-0	1.80	3	3	0	0	0	5.0	4	1	1	0	0	0	4	0	0

WITTE, Jantzen Connery

3B

HT: 6'1"; **WT:** 195; **BATS:** Right; **THROWS:** Right; **BORN:** 1/4/1990 in Arlington, TX; **RESIDES:** Ft. Worth, TX; **SIGNED BY:** Gregg Miller; **ACQUIRED:** Red Sox 24th pick (24th round, 713th overall) in the 2013 June Draft.

2013: Played in 13 games for the Gulf Coast League Red Sox before a 7/10 promotion to Short-A Lowell (20 G) in his 1st pro season...Placed on the DL 8/14 for the rest of the year...**PERSONAL:** Named Big 12 Co-Scholar Athlete of the Year, 2nd-Team All-Big 12, and 1st-Team Academic All-Big 12 as a senior for Texas Christian University in 2013...Started all 57 of the Horned Frogs' games, hitting .293 (61-for-208) with 15 doubles, 2 triples, 3 homers, and 34 RBI...Earned Academic All-Mountain West and 2nd-Team All-Conference honors in 2012.

YEAR	CLUB	AVG	G	AB	R	H	2B	3B	HR	RBI	SH	SF	HP	BB	SO	SB	CS	E
2013	GCL Red Sox	.244	13	41	2	10	2	1	0	7	0	0	0	6	9	1	0	0
	Lowell	.121	20	66	6	8	3	0	0	3	0	0	4	3	15	0	0	0
Minor Lg. Totals		.168	33	107	8	18	5	1	0	10	0	0	4	9	24	1	0	0

YOUNGNER, John M. IV (Madison)

RHP

HT: 6'4"; **WT:** 195; **BATS:** Right; **THROWS:** Right; **BORN:** 11/3/1990 in Augusta, GA; **RESIDES:** Tampa, FL; **SIGNED BY:** Quincy Boyd; **ACQUIRED:** Red Sox 7th pick (7th round, 228th overall) in the 2009 June Draft.

2013: Combined for a 4.37 ERA (22 ER/45.1 IP) between stops with the Gulf Coast League Red Sox (2 G), Single-A Greenville (13 G), and High-A Salem (13 G)...Struck out 11.3 batters per 9.0 innings on the season...Went on the DL from 6/4-7/22 with a rehab assignment in the GCL in that time...5 of his last 6 regular-season appearances with Salem from 8/13-9/1 were scoreless (0.77 ERA)...Recorded a save and did not allow a run in 4.1 innings during Salem's postseason run to the Mills Cup Championship...**2012:** Limited to 13 appearances (12 GS) in his full-season debut with Greenville...Earned only win on 5/7 vs. Rome...Missed time on the DL from 6/4-8/28, making 1 rehab start with the GCL Sox and 3 with Short-A Lowell in that time...**2011:** Tied for the Lowell lead with 14 starts, ranked 2nd with 61.1 innings and was 3rd with 48 strikeouts...Fanned at least 1 batter in every game...Earned only win on 7/22 at Vermont (G2)...**2010:** Finished among Lowell leaders in starts (T-1st, 14), wins (T-2nd, 3), and innings (3rd, 62.0) in pro debut...Held right-handers to a .208 AVG (26-for-125)...Won his pro debut, 6/19 at Vermont, allowing just 2 base runners over 5.0 shutout frames...Allowed 3 earned runs or fewer in each of his last 8 starts, posting a 3.05 ERA (13 ER/38.1 IP) from 7/20-8/31...Started the Spinners' rain-shortened "Futures at Fenway" loss, 7/10 vs. Jamestown...Named the No. 20 prospect in the New York-Penn League by *Baseball America*...**PERSONAL:** Named 2009 Gatorade South Carolina Baseball Player of the Year, going 4-0 with a 1.50 ERA and 33 strikeouts for Mauldin High School...Is the cousin of current Red Sox player Brandon Snyder.

YEAR	CLUB	W-L	ERA	G	GS	CG	SHO	SV	IP	H	R	ER	HR	HB	BB	SO	WP	BK
2010	Lowell	3-7	4.79	14	14	0	0	0	62.0	56	40	33	2	5	31	40	3	1
2011	Lowell	1-6	5.28	14	14	0	0	0	61.1	64	42	36	4	6	31	48	10	1
2011	GCL Red Sox	0-0	4.50	1	1	0	0	0	2.0	1	1	1	0	1	0	3	1	0
2012	Lowell	0-0	4.09	3	3	0	0	0	11.0	8	5	5	1	2	7	4	1	1
	Greenville	1-8	7.29	13	12	0	0	0	54.1	72	52	44	8	2	30	44	6	0
2013	GCL Red Sox	0-0	3.00	2	0	0	0	0	3.0	3	1	1	0	0	0	2	0	0
	Greenville	2-0	5.59	13	0	0	0	0	19.1	19	12	12	1	0	14	30	3	0
	Salem	4-0	3.52	13	0	0	0	1	23.0	22	9	9	1	3	11	25	2	0
Minor Lg. Totals		11-21	5.38	73	44	0	0	1	236.0	245	162	141	17	19	124	196	26	3



Media Information

Red Sox Media Relations



Kevin Gregg
Director,
Media Relations



Jon Shestakofsky
Manager,
Media Relations &
Baseball Information



Abby DeCiccio
Manager,
Media Relations



Zach Lawrence
Media Relations
Coordinator



Mikio Yoshimura
Japanese Media
Liaison



Zineb Curran
Director, Corporate
Communications



Mike Ivins
Manager
of Photography

MEDIA RELATIONS PHONE/FAX: 617-226-6613

VIRTUAL PRESS BOX: <http://pressroom.redsox.com>

CREDENTIAL PICKUP: All credentials may be picked up at the Fenway Park media entrance at Gate D on Level G (street level), located on the corner of Yawkey Way and Van Ness Street. Gate D is open to accredited media 4 hours before game time for all regular season games. Credential applications can be submitted through credentials.mlb.com.

MAIN PRESS BOX: The Main Press Box is located directly behind home plate on Level 5. The press box may be reached by taking the elevators or ramps located inside Gate D. Only media with proper credentials will be allowed access to the 5th floor press area. Media Dining is also located on Level 5.

CLUBHOUSES: The Red Sox clubhouse is located on Level G, near sections 15 and 16 on the 1st base side. The visitors' clubhouse is located on Level G, near sections 25 and 26 on the 3rd base side. Both clubhouses will be open pre- and post-game only to accredited members of the media who are granted access by Major League Baseball.

Red Sox on NESN

NESN (New England Sports Network), New England's most watched sports network is in its 31st year of carrying Red Sox baseball. Consistently one of the top rated regional sports networks in the country, NESN's high definition (HD) coverage of the Red Sox includes one hour of pre- and post-game coverage before and after every game.

NESN's award-winning broadcast team of Don Orsillo and Jerry Remy are back to bring Red Sox fans nearly every game once again this season. Tom Caron is in his 11th year as host of NESN's pre- and post-game coverage. He will be joined by an All-Star line-up of studio analysts that includes Dennis Eckersley, Jim Rice, and Tim Wakefield.



DON ORSILLO (Twitter: @DonOrsillo) is in his 14th season (since 2001) as the voice of Boston Red Sox baseball on NESN. Born in Melrose, MA, Don grew up in Madison, NH and is a graduate of Northeastern University. Orsillo previously announced baseball for the Single-A Pittsfield Mets (1991-92), the Double-A Binghamton Mets (1993-95), and the Triple-A Pawtucket Red Sox (1996-00). He also called the action for the American Hockey League's Springfield Indians/Falcons (1991-96), Providence College men's basketball on ESPN Plus (2005-08) and NESN's Boston College basketball coverage. For the past 6 years, Orsillo has been selected to be a play-by-play announcer for TBS' Division Series coverage. Orsillo was named the 2005 Massachusetts Sportscaster of the Year by the National Sportscasters and Sportswriters Association and is a two-time Emmy Award winner for outstanding play-by-play.

Red Sox on NESN, Continued



JERRY REMY (Twitter: @Jerry_Remy) has served as the Red Sox' color analyst on NESN for the past 27 years (since 1988) announcing over 3,000 regular-season Red Sox games during his career. The long-time Red Sox Nation favorite was elected to the Red Sox Hall of Fame in 2006 for his playing and broadcasting accomplishments and was named the Massachusetts Sportscaster of the Year by the National Sportscasters and Sportswriters Association in 2004. A native of Somerset, MA, Remy was an infielder for 10 years in the majors with the Angels (1975-77) and Red Sox (1978-84) with a career .275 batting AVG and 208 stolen bases in 1,154 games. He ranked among the AL leaders with 10 triples and 41 stolen bases in 1977 and was an AL All-Star in his 1st season with Boston in 1978, when he scored 87 runs and stole 30 bases. Remy has also worked games for FOX as part of its Saturday Game of the Week package. In September of 2007, Remy was elected President of Red Sox Nation through on-line voting and can often be found at Remy's Bar and Grill, which opened in 2010 and features a view of Fenway Park.



TOM CARON (Twitter: @TomCaron) is in his 11th season (since 2004) hosting NESN's pre- and post-game programs. The Lewiston, ME native joined NESN in 1995 and has served as a studio host for Boston Bruins hockey, Red Sox field reporter and Hockey East play-by-play announcer. Before joining NESN, he served as a sports anchor in Plattsburgh, NY, Hanover, NH and Portland, ME. In 1993, he joined the Portland Pirates of the AHL as play-by-play announcer and communications director. Caron is a 3-time Emmy winner and regular contributor to NESN.com. He is involved with many local and regional charities including serving on the advisory board for Good Sports, Inc. and working with Mass Mentoring, the Red Sox Foundation and Mass Hockey.



DENNIS ECKERSLEY (Twitter: @Eck43) has been a studio analyst on NESN's popular pre- and post-game shows since 2003. He was elected into Baseball's Hall of Fame in 2005 after pitching 24 seasons in the major leagues with 5 teams (Indians, Red Sox, Cubs, A's, Cardinals), including 2 different stints with the Red Sox (1978-84, 1998). He spent the 1st 12 years of his career as a starting pitcher then switched to the bullpen to become one of the most dominant closers in the game. During a 5-year stretch beginning in 1988, Eckersley averaged 44 saves, a 1.88 ERA, more than a strikeout/inning and less than 1 walk/9 innings. In 1992, Eckersley became only the 2nd relief pitcher to win both the AL MVP and Cy Young Award in the same season. The 6-time All-Star has served as a color analyst for the Oakland A's television broadcasts (1999), has filled in for Jerry Remy during Red Sox broadcasts and has served as a postseason studio analyst for TBS since 2008.



JIM RICE is in his 12th year as a studio analyst on NESN (since 2003). In 2009, he became the 32nd member of the Red Sox to be elected into the National Baseball Hall of Fame. Rice played 16 seasons in the major leagues, all of them with the Red Sox. The 8-time All-Star finished his career with a .298 batting AVG, 382 home runs and 1,451 RBI. Rice was voted the AL MVP in 1978 and helped lead the Red Sox to 2 World Series (1975 and 1986). He ranks 3rd behind only Ted Williams and Carl Yastrzemski on the Red Sox all-time leaders list in home runs, RBI, hits, and total bases. Since retiring after the 1989 season, Rice has remained active in the Red Sox organization, serving as a minor league hitting instructor from 1992 to 1994 before joining the parent club as hitting coach from 1995-2000. He currently serves as a special organizational instructor for the team.



TIM WAKEFIELD joined NESN's pre- and post-game team in 2012 after his final season in baseball in 2011. His 19-year MLB career included 17 years as a popular member of the Red Sox (1995-2012). He ended his career with 200 wins, 186 of them with the Red Sox, which ranks third behind only Cy Young and Roger Clemens on the Red Sox all-time career win list. He was the American League Comeback Player of the Year in 1995, an All-Star in 2009, and a two-time World Series Champion. He was also honored as a champion off the field as one of the most charitable players in the league winning the Roberto Clemente Award in 2010 after being nominated 8 times during his career. He has continued working closely with the Red Sox, and currently serves as a special assignment instructor as well as honorary chairman of the Red Sox Foundation.

Red Sox Radio Network

The Red Sox Radio Network carries every regular season game. The Red Sox and Entercom Communications announced a 10-year agreement for 2007-16 in May 2006. A network of over 60 stations broadcasts Boston's games throughout the New England area. Joe Castiglione and Dave O'Brien will again provide radio coverage for most games in 2014. John Ryder serves as the host of pre- and post-game Red Sox coverage.



JOE CASTIGLIONE is in his 32nd season on Red Sox radio, the longest of any Red Sox radio broadcaster, and has the longest tenure of any Boston broadcaster (the late Ned Martin also had 32 years). Prior to coming to Boston, Castiglione called television games for the Cleveland Indians in 1979 and 1982 and for the Milwaukee Brewers in 1981. The Hamden, CT native has also announced television games for the NBA's Cleveland Cavaliers and did college basketball on NESN for 6 years. During the offseason, Joe teaches classes in broadcast journalism at Northeastern University where he has been since 1985. For the past 16 years,

he has also taught courses at Franklin Pierce University and has been an active staff member for the Jimmy Fund since 1990. A graduate of both Colgate (undergraduate) and Syracuse Universities (graduate), Joe is the author of *Broadcast Rites and Sites-I Saw it on the Radio with the Boston Red Sox*, which was published in 2004, and *Can You Believe It, 30 Years Inside Red Sox Baseball* published in 2012. Castiglione will be inducted into the Red Sox Hall of Fame in 2014 as the non-uniformed selection. Joe and his wife, Jan, have 3 children and 5 grandchildren. They reside in Marshfield, MA.



DAVE O'BRIEN enters his 8th season doing Red Sox baseball and his 24th year calling major league games. O'Brien also broadcasts for ESPN, where he has handled a variety of play-by-play roles, including Major League Baseball, Major League Soccer, College Basketball, the NCAA Women's Final Four and the NBA since joining the network in 2002. O'Brien was the voice of the 2006 World Cup Soccer Tournament televised by ABC that was nominated for an Emmy and called MLB International's coverage of the American League Championship Series and World Series from 2004-09. He worked as both a radio and television announcer for the

Florida Marlins from 1993-2001 and broadcast television games for the New York Mets from 2003-05. O'Brien has also done play-by-play for the Atlanta Braves and college football and basketball action for the University of Georgia and University of Miami. The Quincy, MA native and Syracuse University graduate resides in Rye, NH with his wife, Debbie, and children Michael (23), Samantha (20), and Kaitlyn (19).

Red Sox Radio Network

In its 14th year, Spanish Béisbol Productions (formerly Spanish Béisbol Network) broadcasts every game of the regular season to its affiliates, including flagship WWZN (1510 AM). Uri Berenguer and Oscar Baez will once again call the action in 2014 with assistance from Bill Kulik, president of Spanish Béisbol Productions (SBP).



URI BERENGUER started working with the Red Sox Spanish-language broadcast team in 2002 and, at the age of 31, is one of the youngest announcers in the major leagues. A former Jimmy Fund patient at the Dana-Farber Cancer Institute, he became interested in a broadcasting career after a visit from Sox announcer Joe Castiglione. Berenguer attended Boston Latin Academy and Northeastern University and is the nephew of former major league pitcher Juan Berenguer.



OSCAR BAEZ returns for a 10th season on the network. Báez has hosted *Conversando de Deportes*, a Spanish-language sports talk show in Boston since 2001 and has hosted *Calentando Brazo*, Spanish Béisbol's pre-game show, for 9 years. A native of Bani, Dominican Republic, Baez played minor league baseball in the New York Yankees organization, reaching the Double-A level.

2014 Radio Affiliates

MASSACHUSETTS

Boston	WEEI (Flagship)	93.7 FM/850 AM
Beverly	WBOQ	104.9 FM
Cape Cod	WEII	96.3 FM
Fall River	WSAR	1480 AM
Fitchburg	WPKZ	1280 AM
Great Barrington	WSBS	860 AM
Milford	WMRC	1490 AM
New Bedford	WBSM	1420 AM
North Adams	WNAW	1230 AM
Pittsfield	WBEC	1420 AM
Springfield	WWEI	105.5 FM
Worcester	WCRN	830 AM
Worcester	WVEI	1440 AM

CONNECTICUT

Danbury	WLAD	800 AM
Greenwich	WGCH	1490 AM
Hartford	WTIC	1080 AM
Putnam	WINY	1350 AM
Willimantic	WILI	1400 AM

MAINE

Bangor	WZON	620 AM
Calais	WQDY	92.7 FM
Dover/Foxcroft	WDME	103.1 FM
Ellsworth	WDEA	1370 AM
Farmington	WKTJ	99.3 FM
Houlton	WHOU	100.1 FM
Machias	WALZ	95.3 FM
Millinocket	WSYY	1240 AM
Portland	WLOB	1310 AM
Portland	WJJB	96.3 FM
Portland/Saco	WPEI	95.9 FM
Presque Isle	WEGP	1390 AM
Rockland	WYBA	105.5 FM

NEW HAMPSHIRE

Berlin	WMOU	1230 AM
Concord/Hillsboro	WTPL	107.7 FM
Franklin	WFTN	1240 AM
Hanover	WTSL	1400 AM
Keene/Swanzey	WEEY	93.5 FM
Littleton	WLTN	1400 AM
Manchester	WGAM	1250 AM
Meredith	WZEI	101.5 FM
Nashua	WGHM	900 AM
New London	WCFR	1480 AM
New London	WNTK	99.7 FM
Newport	WCNL	1010 AM
Plymouth	WPNH	1300 AM
Rochester	WQSO	96.7 FM
Walpole	WIFYX	96.3 FM

NEW MEXICO

Albuquerque	KDEF	1150 AM
-------------	------	---------

NEW YORK

Albany	WOFX	980 AM
Brockport	WASB	1590 AM
Canadaigua	WRSB	1310 AM
Hudson	WCKL	560 AM

RHODE ISLAND

Providence	WVEI	103.7 FM
------------	------	----------

VERMONT

Bennington	WBTV	1370 AM
Burlington	WCPV	101.3 FM
Morrisville	WLVB	93.9 FM
Newport	WIKI	1490 AM
Randolph	WCVR	1320 AM
Rutland	WSYB	1380 AM
St. Johnsbury	WSTJ	1340 AM
Waterbury	WDEV	96.1 FM/550 AM
Woodstock	WWOD	93.9 FM

WYOMING

Jackson	KSGT	93.3 FM/1340 AM
---------	------	-----------------

SPANISH NETWORK

MASSACHUSETTS

Boston	WWZN (flagship)	1510 AM
--------	-----------------	---------

All-Time Broadcasters (Since 1926)

Name	Year(s)	Affiliate(s)
Andrews, Mike	1984	NESN TV
Arnold, Dale	2008-11	WEEI-AM (2008-2009), WRKO-AM (2008-2009)
Baez, Oscar	2002-present	Spanish Baseball Productions, LLC
Berenguer, Uri	2003-present	Spanish Baseball Productions, LLC
Britt, Jim	1940-50	WAAB-AM (1940-42), WNAC-AM (1942, 1946), WHDH-AM (1947-50), TV-4 & TV-7 (1948-50)
Castiglione, Joe	1983-present	WRKO-AM (1983-94, 2007-present), WEEI-AM (1995-Present)
Coleman, Ken	1966-74	WHDH-AM (1966-71), TV-5 (1966-71), TV-4 (1972-74)
	1979-89	WITS-AM (1979-82), WRKO-AM (1983-89)
Crowley, Bill	1957-60	TV-5 and WHDH-AM
Delaney, Bob	1951-53	WHDH-AM, TV-4 & TV-7
Der Divanis, Kent	1984	NESN TV
Egan, Leo	1949-50	WHDH-AM (1949-50), TV-4 & TV-7 (1949)
Fornieles, Mike	1993	WROL-AM (Spanish)
Frisch, Frankie	1939	WAAB-AM
Geffner, Glenn	2007	WEEI-AM (2007), WRKO-AM (2007)
Gillis, Don	1957	TV-5 (Gowdy was out most of year with a bad back)
Gleeson, Art	1960-64	TV-5 and WHDH-AM
Gowdy, Curt	1951-65	WHDH-AM (1951-65), TV-4 & TV-7 (1951-56), TV-5 (1957-65)
Hadley, Bump	1948, 1950	TV-4 & TV-7
Harrelson, Ken	1975-81	WSBK-TV 38
Harrison, Gerry	1927	WNAC-AM
Hartrick, George	1943-45	WNAC-AM
Hoey, Fred	1927-38	WNAC-AM
Hussey, Tom	1939-54	WAAB-AM (1939-42), WNAC-AM (1942-46), WHDH-AM (1947-54), TV-4 & TV-7 (1948-54)
Kulik, Bill	2001-present	Spanish Baseball Productions, LLC
Kurtz, Bob	1993-00	NESN TV
Martin, Dave	1972-73	WHDH-AM (joined crew in June)
Martin, Ned	1961-92	TV-5 (1961-71), WHDH-AM (1961-75), WMEX-AM (1976-77), WITS-AM (1978), WSBK-TV 38 (1979-87), NESN TV (1988-92)
Martinez, Hector	1988-98	WRCA-AM (1988-90), WROL-AM (1991-98) (Spanish)
McDonough, Sean	1988-04	WSBK-TV 38 (1988-96), WABU-TV 68 (1997-98), WB-Ch. 56 (1999), FOX 25 (2000-02), UPN/WBZ (2003)
MacLean, John	1972	WHDH-AM (April to early May and left due to illness)
Miller, Jon	1980-82	WITS-AM
Montgomery, Bob	1982-95	WSBK-TV 38
Murphy, Bob	1954-59	WHDH-AM (1954-59), TV-4 & TV-7 (1954-56), TV-5 (1957-59)
O'Brien, Dave	2007-present	WEEI-AM (2007-present), WRKO-AM (2007-present)
Orsillo, Don	2001-present	NESN TV (2001-present)
Parnell, Mel	1965-68	TV-5 and WHDH-AM
Pesky, Johnny	1969-74	WHDH-AM (1969-71), TV-5 (1969-71), TV-4 (1973-74)
Petrocelli, Rico	1979	WITS-AM
Remy, Jerry	1988-present	NESN TV (1988-present), WSBK-TV 38 (1996), WABU-TV 68 (1997-98), WB-Ch. 56 (1999), FOX 25 (2000-02), UPN/WBZ (2003)
Rish, Jon	2006-13	WEEI-AM, WRKO-AM
Rooney, Gus	1926	WNAC-AM (Opening Day)
Serano, Bobby	1988-01	WRCA-AM (1988-90, 1999-01), WROL-AM (1991-98)
Starr, Bob	1990-92	WRKO-AM
Stockton, Dick	1975-78	WSBK-TV 38
Tiant, Luis	2002-03	Spanish Baseball Network
Trupiano, Jerry	1993-06	WRKO-AM (1983-94), WEEI-AM (1995-06)
Villaman, J.P.	1999-05	WRCA-AM, Spanish (1999-2005)
Woods, Jim	1974-78	WHDH-AM (1974-75), WMEX-AM (1976-77), WITS-AM (1978)

Bold=Active. Corrections have been made in the above listing thanks to information provided to us from John K. Moynahan, author of *50 Years At The Game, A Sports Traveler's Journey*, and other sources. We appreciate this input as we attempt to produce an accurate account of our broadcasters. We are aware that through the years there have been "guest" or temporary fill-in broadcasters for Red Sox games, however, they are too numerous to list here.

Spring Training



JetBlue Park, which sits within the Fenway South Spring Training and player development complex, features the same seating bowl geometry and playing field dimensions as Fenway Park in Boston. The ballpark, which opened in 2012, has a total capacity of roughly 11,000 (including standing room and reserved lawn seating), and takes many of its defining characteristics from "America's Most Beloved Ballpark."

One such characteristic is a near replica of the iconic Fenway Park Green Monster wall. The JetBlue Park wall features the similar dimensions and signature paint color of its counterpart up north, but is unique with its 2-level seating area both on top and inside the wall under cover. The wall also features a restored manual scoreboard that served Red Sox fans for almost 3 decades at Fenway Park in Boston starting in 1976.

JetBlue Park also features:

- **Close to 60,000 square feet of rolling canopy shading for the majority of seats, just about 1 ½ acres**
- **Approximately 9,900 fixed seats**
- **8 private suites**
- **378 Green Monster Wall seats on 2 separate levels**
- **A 50,000-square-foot Clubhouse**
- **A 2,400-square-foot Team Store**
- **A state-of-the-art 20'x24' HD video board**
- **5 permanent concession stands and numerous portable carts located throughout the concourse**

A street festival environment is recreated on Fenway South Drive. Much like Yawkey Way at Fenway Park, the street features specialty concession stands and entertainment, including face painting, magicians, stilt walkers, and other games for children.

While the interior of JetBlue Park pays homage to Fenway Park in Boston, the exterior of the ballpark takes cues from its natural Southwest Florida surroundings. The undulating shade canopy with its canted columns was inspired by the Cypress tree domes that surround the site. In addition to providing shade to the majority of the seating bowl, the canopy serves as one of the LEED certified ballpark's most striking architectural features. Locally manufactured masonry blocks used on parts of the exterior wall feature crushed Florida sea shells from Sanibel beaches. The light colors of the exterior enhance and contrast the deep shadows cast by the bright Florida sun.



JetBlue Park at Fenway South
 11500 Fenway South Drive
 Fort Myers, FL 33913
 Phone: (239) 334-4799

Directions

- From the North: Take I-75 South to Exit 131 (Daniels Parkway). Make a left off the exit and go east for approximately 2 miles. Fenway South will be on your left.
- From the South: Take I-75 North to Exit 131 (Daniels Parkway). Make a right off exit and go east for approximately 2 miles. Fenway South will be on your left.



Spring Training, Continued

2014 EXHIBITION SCHEDULE

February 27	Northeastern (SS)	1:05 p.m./Radio#
	Boston College (SS)	TBD/Radio#
February 28	MINNESOTA	1:05 p.m.
March 1	at Minnesota	1:05 p.m./Radio
March 2	BALTIMORE	1:05 p.m./TV/Radio
March 3	at Pittsburgh	1:05 p.m.
March 4	TAMPA BAY	1:05 p.m.
March 5	at St. Louis	1:05 p.m./FS1
March 6	at Miami	1:05 p.m.
March 7	ATLANTA	1:05 p.m.
March 8	at Baltimore (SS)	1:05 p.m./TV
	BALTIMORE (SS)	7:05 p.m./Radio
March 9	at Pittsburgh (SS)	1:05 p.m./TV/Radio
March 10	TAMPA BAY	1:05 p.m./TV
March 11	at Baltimore (SS)	1:05 p.m.
	MIAMI (SS)	1:05 p.m.
March 12	Off Day	
March 13	at Minnesota (SS)	1:05 p.m.
March 14	at Toronto	1:05 p.m.
March 15	PHILADELPHIA	7:05 p.m./TV/Radio
March 16	at Tampa Bay	1:05 p.m./TV/Radio
March 17	ST. LOUIS	1:05 p.m./ESPN/Radio#
March 18	at New York Yankees	1:05 p.m./ESPN/Radio#
March 19	PITTSBURGH	7:05 p.m./TV/Radio
March 20	NEW YORK YANKEES	7:05 p.m./ESPN/TV/Radio
March 21	at Philadelphia	1:05 p.m.
March 22	at Atlanta	1:05 p.m./TV/Radio
March 23	TAMPA BAY	1:05 p.m./TV/Radio
March 24	at Baltimore	1:05 p.m.
March 25	at Tampa Bay	1:05 p.m./TV
March 26	BALTIMORE (SS)	1:05 p.m.
March 27	MINNESOTA	7:05 p.m./Radio
March 28	at Minnesota	1:05 p.m./TV
March 29	MINNESOTA	1:05 p.m./Radio

(SS) - Split Squad; All Times Local

Home Games at JetBlue Park at Fenway South in Lee County, Florida

TV - Telecast on NESN, ESPN - Telecast on ESPN, FS1-Telecast on FOX Sports 1

Radio - Aired on WEEI 93.7 FM, Radio# - Aired on WEEI 850 AM

SPRING TRAINING

ATTENDANCE HIGHS

Annual Home Record:

164,840 — 17 dates — 2013

Home Average Record:

9,696 — 17 dates — 2013

Single-Game

Paid Attendance Record:

10,002 vs. Washington Nationals,
April 2, 2012

2013 Home Total:

164,840 — 9,696 average — 17 dates

2013 Single-Game High:

9,987 vs. St. Louis Cardinals, February 26

PACKING 'EM IN

The Red Sox sold out all 17 of their Grapefruit League games at JetBlue Park in 2013 with a total paid attendance of 164,840, a club Spring Training record.

The club drew 180,875 fans to the ballpark overall on the spring, including their 3 exhibition games against Northeastern, Boston College, and the Puerto Rican World Baseball Classic Team.

The Sox have sold out 43 consecutive home Grapefruit League games dating back to their time at City of Palms Park, and 151 of their last 152 home Grapefruit League games overall.

RECENT SPRING TRAINING RECORDS

1973: 3-14	1987: 16-13-1	2001: 14-16
1974: 18-8	1988: 17-15	2002: 15-15-2
1975: 1-20	1989: 12-19-1	2003: 15-14-1
1976: 9-5-1	1990: 9-8-1	2004: 17-12-1
1977: 17-10	1991: 22-11	2005: 13-15-1
1978: 15-11	1992: 16-13-2	2006: 9-20-1
1979: 15-11	1993: 11-20	2007: 15-12-4
1980: 11-9	1994: 15-13-2	2008: 7-11-2
1981: 15-14	1995: 5-7	2009: 19-13
1982: 11-16	1996: 12-17	2010: 17-14-1
1983: 9-16	1997: 11-19-1	2011: 14-19-2
1984: 15-11	1998: 20-8	2012: 16-11-4
1985: 12-16-1	1999: 18-10-2	2013: 17-17-1
1986: 12-16	2000: 11-19	



Notes

Notes



Notes

Notes



Notes

Notes

OFFICIAL BEER



RAISE ONE TO THE SOX

THE CRIMSON HOSE. THE RED STOCKINGS. THE BO\$OX.

HERE'S TO SINGING "SWEET CAROLINE" AND BEARDS FOR EVERYONE.

HERE'S TO THE BLOODY SOCK, THE GREEN MONSTER

AND "WILLING" THE BALL FAIR.

HERE'S TO STREET SAUSAGES ON YAWKEY AND

COLD BUDWEISER IN THE PARK.

HERE'S TO ALL THOSE GREAT TIMES AT FENWAY.

HERE'S TO THE BEER THAT'S ALWAYS BEEN THERE.

AND THE GAME WE CALL OUR NATIONAL PASTIME.

HERE'S TO BUDWEISER. HERE'S TO BASEBALL.

OFFICIAL RED SOX CLUB CANS ARE WAITING... GRAB SOME BUDS.



ENJOY RESPONSIBLY
© 2014 Anheuser-Busch, Budweiser® Beer, St. Louis, MO
Major League Baseball trademarks and copyrights are used
with permission of Major League Baseball Properties, Inc. Visit MLB.com



HERE'S TO
BASEBALL

2014 BOSTON RED SOX SCHEDULE

APRIL

JULY

SUN	MON	TUE	WED	THU	FRI	SAT
	BAL 3:05 ³¹	1	BAL 7:05 ²	BAL 7:05 ³	MIL 2:05 ⁴	MIL 7:10 ⁵
MIL 1:35 ⁶	TEX 7:10 ⁷	TEX 6:10 ⁸	TEX 4:05 ⁹	NYN 7:05 ¹⁰	NYN 7:05 ¹¹	NYN 1:05 ¹²
E 13 ¹³	14	CWS 8:10 ¹⁵	CWS 8:10 ¹⁶	CWS 17 ¹⁷	BAL 18 ¹⁸	BAL 1:35 ¹⁹
E 20 ²⁰	BAL 11:05 ²¹	NYN 7:10 ²²	NYN 7:10 ²³	NYN 7:10 ²⁴	TOR 7:07 ²⁵	TOR 1:07 ²⁶
TOR 1:07 ²⁷	28	TB 7:10 ²⁹	TB 7:10 ³⁰			

SUN	MON	TUE	WED	THU	FRI	SAT
		CHC 7:10 ¹	CHC 7:10 ²	3	BAL 1:35 ⁴	BAL 7:15 ⁵
BAL 1:35 ⁶	CWS 7:10 ⁷	CWS 7:10 ⁸	CWS 7:10 ⁹	CWS 4:05 ¹⁰	HOU 8:10 ¹¹	HOU 4:10 ¹²
HOU 2:10 ¹³	14	15	16	17	KC 7:10 ¹⁸	KC 7:10 ¹⁹
20	TOR 7:07 ²¹	TOR 7:07 ²²	TOR 7:07 ²³	TOR 12:37 ²⁴	TB 7:10 ²⁵	TB 7:10 ²⁶
TB 1:40 ²⁷	TOR 7:10 ²⁸	TOR 7:10 ²⁹	TOR 7:10 ³⁰	31		

MAY

AUGUST

SUN	MON	TUE	WED	THU	FRI	SAT
				TB 7:10 ¹	OAK 7:10 ²	OAK 1:35 ³
OAK 1:35 ⁴	5	CIN 7:10 ⁶	CIN 7:10 ⁷	8	TEX 8:05 ⁹	TEX 8:05 ¹⁰
11 ¹¹	12	MIN 8:10 ¹³	MIN 8:10 ¹⁴	MIN 1:10 ¹⁵	DET 7:10 ¹⁶	DET 7:10 ¹⁷
E 18 ¹⁸	19	TOR 7:10 ²⁰	TOR 7:10 ²¹	TOR 4:05 ²²	TB 7:10 ²³	TB 4:10 ²⁴
25 ²⁵	26	ATL 7:10 ²⁷	ATL 7:10 ²⁸	ATL 7:10 ²⁹	TB 7:10 ³⁰	TB 7:15 ³¹

SUN	MON	TUE	WED	THU	FRI	SAT
					NYN 7:10 ¹	NYN 4:05 ²
NYN 3 ³	4	STL 8:15 ⁵	STL 8:15 ⁶	STL 7:15 ⁷	LAA 10:05 ⁸	LAA 9:05 ⁹
10 ¹⁰	11	CIN 7:10 ¹²	CIN 12:35 ¹³	HOU 7:10 ¹⁴	HOU 7:10 ¹⁵	HOU 7:10 ¹⁶
17 ¹⁷	18	LAA 7:10 ¹⁹	LAA 7:10 ²⁰	LAA 7:10 ²¹	SEA 7:10 ²²	SEA 1:35 ²³
SEA 1:35 ²⁴	TOR 7:07 ²⁵	TOR 7:07 ²⁶	TOR 7:07 ²⁷	28	TB 7:10 ²⁹	TB 7:10 ³⁰

JUNE

SEPTEMBER

SUN	MON	TUE	WED	THU	FRI	SAT
TB 1:35 ¹	CLE 7:05 ²	CLE 7:05 ³	CLE 7:05 ⁴	5	DET 7:08 ⁶	DET 7:15 ⁷
8 ⁸	BAL 7:05 ⁹	BAL 7:05 ¹⁰	BAL 7:05 ¹¹	CLE 7:10 ¹²	CLE 7:10 ¹³	CLE 4:05 ¹⁴
CLE 1:35 ¹⁵	MIN 7:10 ¹⁶	MIN 7:10 ¹⁷	MIN 1:35 ¹⁸	OAK 10:05 ¹⁹	OAK 10:05 ²⁰	OAK 4:05 ²¹
22 ²²	SEA 10:10 ²³	SEA 10:10 ²⁴	SEA 10:10 ²⁵	26	NYN 7:05 ²⁷	NYN 7:15 ²⁸
29 ²⁹	CHC 7:10 ³⁰					

SUN	MON	TUE	WED	THU	FRI	SAT
	TB 1:10 ¹	NYN 7:05 ²	NYN 7:05 ³	NYN 7:05 ⁴	TOR 7:10 ⁵	TOR 7:10 ⁶
TOR 1:35 ⁷	BAL 7:10 ⁸	BAL 7:10 ⁹	BAL 1:35 ¹⁰	KC 8:10 ¹¹	KC 8:10 ¹²	KC 7:10 ¹³
14 ¹⁴	15	PIT 7:05 ¹⁶	PIT 7:05 ¹⁷	PIT 7:05 ¹⁸	BAL 7:05 ¹⁹	BAL 7:05 ²⁰
BAL 1:35 ²¹	22	TB 7:10 ²³	TB 7:10 ²⁴	TB 7:10 ²⁵	NYN 7:10 ²⁶	NYN 7:10 ²⁷
28 ²⁸	29	30				

HOME GAMES E = ESPN F = FOX/FOX Sports 1. All regular season games are televised on NESN unless noted and broadcast in English on WEEI 93.7 FM and in Spanish on WWZN 1510 AM. All game times subject to change.