

BOSTON RED SOX 2013 MEDIA GUIDE



Johnny Pesky

1919-2012

On August 13, 2012, we lost our longtime dear friend, Johnny Pesky.

We remember Johnny for the countless contributions he made to the Red Sox through the many roles he filled for over 60 years as a player, coach, manager, mentor, TV and radio broadcaster, advertising salesman, special assistant to the general manager, and special assignment instructor.

But most of all, we are grateful to Johnny for the way he carried the Red Sox name with dignity and the manner in which he wore the uniform with pride.

He was the ultimate ambassador for the ballclub he loved, and we are thankful that his legacy will long endure.

ON THE COVER: THIS 9

As Spring Training begins, David "Big Papi" Ortiz is front and center, with 2B Dustin Pedroia on the right and 3B Will Middlebrooks on the left. Bookending the second row are Jon Lester (on the left side), representing the starting rotation, and Joel Hanrahan (on the right side), representing the bullpen. Between them are SS Stephen Drew (left) and 1B Mike Napoli (right). In the outfield are LF Jonny Gomes, CF Jacoby Ellsbury, and RF Shane Victorino. Yes, that's C Jarrod Saltalamacchia between Jacoby & Shane, with beautiful Fenway Park serving as the picturesque backdrop.

TABLE OF CONTENTS

2013 BOSTON RED SOX MEDIA GUIDE

4 YAWKEY WAY • BOSTON, MA 02215

Administration: 617-226-6000 • General Information: 877-REDSOX9

Tickets: 617-482-SOX • Send Suggestions to: fanfeedback@redsox.com • www.redsox.com

THE RED SOX ORGANIZATION

A New Era.....	3-8
Fenway Park History.....	9-15
A Season of Celebration.....	16-19
Red Sox in the Community.....	20-27
Front Office Directory.....	28-29
Principal Owner John W. Henry.....	30-31
Chairman Thomas C. Werner.....	32-33
President/CEO Larry Lucchino.....	33-34
Vice Chairmen David Ginsberg and Phillip H. Morse.....	35-36
Partners.....	36
Club Executives.....	37-50
The Red Sox Remember.....	51-52

2013 RED SOX

Manager John Farrell and Coaching Staff.....	54-62
Major League Personnel/Medical Staff.....	63-67
Red Sox Players.....	70-311
2013 Rosters.....	312-314

2012 IN REVIEW

Season Recap and Highlights.....	316-321
Batting, Pitching, and Fielding Statistics.....	322-323
Batting and Pitching Profiles.....	324-325
Day-by-Day.....	326-331
Statistical Breakdowns.....	330-333
Home Run Notes.....	334
Highs and Lows.....	334-335
The Last Time the Sox.....	336
Transactions.....	337-338
Disabled List.....	339

OPPONENTS

2012/All-Time vs. AL Clubs.....	342-355
2012/All-Time vs. NL Clubs.....	356-359

HISTORY & RECORDS

History of the Boston Red Sox.....	362-370
Ownership History.....	371
Managerial Records.....	372
All-Time Roster.....	373-381
Relatives Who Played for Red Sox.....	382
Awards Winners.....	383-386
All-Star Game.....	387-390
Red Sox Hall of Fame/Cooperstown.....	391-393
Retired Numbers.....	394-397
Won-Lost Records: Year-by-Year Record.....	398-399
Major League Standings Since 1969, 1976, 1995, 2002.....	400

2013 BOSTON RED SOX MEDIA GUIDE

Produced by the Red Sox Media Relations Department: Kevin Gregg, Leah Tobin, Abby DeCiccio, Jon Shestakofsky, and Peter Cohenno. **Additional Contributions:** Dick Bresciani, Zineb Curran, Jason Gorden, Pam Kenn, Charlie Marshall, Debbie Matson, Dan Rea III, Dr. Charles Steinberg, and Dan Ventresca. **Design:** Mary-Lynne Bohn, Accent Design. **Cover Design:** Mike Olano. **Printing by:** Mass Printing and Forms. **Photography by:** Mike Ivins, Cindy Loo, Brita Meng-Outzen, Billie Weiss, and Getty Images. **Statistical Assistance:** STATS, Elias Sports Bureau (special thanks to Ken Hirdt and John Labombarda), Major League Baseball, Baseball-Reference.com, and David Vincent (SABR). Copyright Boston Red Sox, ©2013. All rights reserved.



HISTORY & RECORDS, CONTINUED

Suspended Games and Doubleheaders.....	400
Miscellaneous Won-Lost Records.....	400-402
Attendance Records.....	403-404
Batting Records: Individual and Club—Season/Game/Inning.....	405-408
Single Season and Career Leaders.....	409-411
Annual Individual Batting Leaders.....	412-415
Miscellaneous Batting.....	416
RBI History.....	417-418
Multi-Run Innings and Games.....	418-419
Stolen Base History.....	419
Home Run Records.....	420-429
Pitching Records: Individual and Club Records—Season/Game/Inning.....	430-432
Single Season and Career Leaders.....	433-435
Annual Individual Leaders.....	436-439
Strikeout Records.....	440
No-Hit/1-Hitters.....	440-441
Notable Beginnings/Long Outings.....	442
Double Digit Wins.....	443
Fielding Records: Club and Individual Records—Season.....	444-446
Career Leaders.....	447-449
Individual Records—Game.....	450-451
Individual Records—Errorless Games and Chances.....	451
Miscellaneous Fielding Records.....	452-453
Triple Plays.....	453
General Club Records/Longest Games.....	454

RED SOX IN THE POSTSEASON

Overall Listing.....	455
Yearly Postseason Recaps.....	456-487
Postseason Records.....	487

PLAYER DEVELOPMENT

Player Development and Scouting Staffs.....	490-492
Scouts.....	493-495
Minor League Coordinators.....	496-498
Player Development Consultants and Special Assignment Instructors.....	498-500
Red Sox 2012 Draft.....	501
2012 Minor League Leaders and Award Winners.....	502-503
Minor League Teams—2013 Staffs and 2012 Recaps.....	504-525
2013 Minor League Players.....	526-578

MEDIA INFORMATION

Media Relations Information.....	580
Red Sox Television.....	581-582
Red Sox Radio.....	583
Red Sox Radio Affiliates.....	584
History of Red Sox Broadcasters.....	585

SPRING TRAINING

Fenway South.....	586-587
Attendance Highs/2013 Schedule/Spring Training Records.....	588

INFORMATION BOXES

Pronunciation Guide.....	59
All-Time Leaders at Fenway Park—Red Sox/Opponents.....	105
Red Sox All-Time Teams.....	109
How They Were Obtained – 2013 Red Sox 40-Man Roster.....	129
Red Sox All-Fenway Park Team.....	172
The Great Fenway Park Writers Series.....	280
How They Became the Red Sox.....	284
Players Born in Japan Who Have Played for the Red Sox.....	289
Red Sox Players Lost in Expansion Drafts.....	293
Opponents Last Time.....	346
Opponent Home Run Leaders at Fenway Park—All-Time/Active.....	357
Active Opponent Leaders.....	358
The DH Rule Turns 40.....	370

A NEW ERA

When the Boston Red Sox ownership group successfully outbid competitors to purchase the club on December 20, 2001, Principal Owner John W. Henry called it “a new day.” After a 69-year stewardship of the Boston Red Sox and Fenway Park by Tom and Jean Yawkey and their trustees, a new chapter in this franchise’s compelling saga would begin. And what a chapter—what an era—it has been.

In the 11 seasons since Henry, Tom Werner, Larry Lucchino, and their partners purchased the Red Sox, Fenway Park, and 80 percent of the New England Sports Network (NESN) for an estimated \$660 million, plus \$40 million in assumed debt, Red Sox Nation has enjoyed an era in which the Red Sox saved Fenway, won two World Series, and sold out nearly 800 consecutive games in a 10-year period. They created a philanthropic arm—a power arm—that has distributed more than \$50 million and that has established award-winning programs. The people impacted will be the first to assert that we are in a new era.

Eleven years ago, at their introductory press conference on December 21, 2001, the new stewards of the franchise made five commitments, the fundamental obligations of ownership. The commitments are as true today as they were then.

COMMITMENT #1: TO FIELD A TEAM WORTHY OF THE FANS’ SUPPORT

Committing to field a team worthy of the fans’ support, the leaders set out to construct a club that would make New England proud. Since they took over, only two teams in all of Major League Baseball have won 1,000 games—the Red Sox and the New York Yankees. The Red Sox have reached postseason play six times in the 11 years, including three straight years two separate times. Prior to this ownership, the team had never reached the postseason three years in a row.

After the 2003 club battled through Game 7 in a dramatic American League Championship Series, the 2004 club took drama to the highest level the game has ever known, becoming the first team in history to come back from a three-games-to-none deficit against in the battle for the pennant against the New York Yankees. Not only did the Red Sox win four straight in breathtaking fashion, they stunned the St. Louis Cardinals—and the baseball world—with a four-game sweep to win the World Series and end 86 years of excruciating frustration throughout New England and Red Sox Nation.

After reaching the postseason for the third straight year in 2005, they missed in 2006, but rebounded strongly in 2007, winning the division and again winning the pennant in dramatic style (down three-games-to-one before the comeback versus Cleveland), and then another World Series sweep—this time against Colorado, their second world championship in four years.

The 2008 club, like the 2003 club, took the ALCS to a Game 7 before bowing to Tampa Bay. The 2009 club, like the 2005 club, reached the ALDS only to be swept, this time by the vengeful Los Angeles Angels of Anaheim, who had twice suffered ALDS defeats at the hands of the Red Sox in 2004 and 2007.

The club failed to reach the postseason in 2010, then soared to lofty heights in 2011 before plummeting in a disastrous 7-20 September to miss a second straight year. The 2012 club, at .500 until early August, wound up with only 69 wins, giving the Red Sox their first losing season under this ownership (and the first time in 15 years).

On the heels of the collapse in 2011 and the last-place finish in 2012, the organization has assembled new leaders on the field, acquired new talented players with postseason experience, and has focused on the development of young talent in a bountiful farm system. The commitment to winning is unwavering. The leaders remain determined to field a team worthy of the fans’ support—year in and year out.



RED SOX ORGANIZATION

TOP WINNING PERCENTAGES IN MAJOR LEAGUE BASEBALL, 2002-12

PCT	W-L	TEAM
.601	1,070-711	New York Yankees
.562	1,001-781	Boston Red Sox
.560	998-784	Los Angeles Angels
.555	989-792	St. Louis Cardinals
.552	983-797	Atlanta Braves



COMMITMENT #2: TO PRESERVE ALL THAT'S GOOD ABOUT FENWAY PARK AND TO TAKE THAT EXPERIENCE TO A HIGHER LEVEL

Their second commitment was to preserve all that was good about Fenway Park and to take that experience to a higher level. This ownership group was the only one among those vying to purchase the club that sought to save Fenway Park. With passion, ingenuity, and commitment—financial, intellectual, and physical—they have made improvements each year, adding space, seats, and amenities. They shortened lines, enhanced information access, and improved facilities for players and staff. In addition, they helped preserve and protect the neighborhoods around the park, from Kenmore Square through the Fenway to the Longwood medical area (home of world-renowned hospitals).

After successful improvements each of the first three years, Henry, Werner, and Lucchino committed on March 23, 2005 to remain long-term at Fenway Park. The news triggered gratitude, honors, and investment in a now-rejuvenated neighborhood of Boston.

The results of the improvements have been dramatic. Some of the greatest hits:

**RED SOX
HOME ATTENDANCE
2002-12**

2002	2,650,063
2003	2,724,162
2004	2,837,304
2005	2,847,888
2006	2,930,588
2007	2,971,025
2008.....	3,048,248
2009.....	3,062,699
2010.....	3,046,444
2011.....	3,054,001
2012.....	3,043,003

2002:

- Adding 400 seats for Opening Day;
- Adding concession stands to decrease lengths of lines and time missed watching the game;
- Turning Yawkey Way into an outdoor concourse during games, decongesting cramped and crowded areas inside Gates A and D.

2003:

- Adding 269 seats atop the Green Monster;
- Adding 87 Home Plate Seats on the field and 133 more Dugout Seats;
- Opening the "Big Concourse" beneath the center-field bleachers and right-field grandstand with new concession stands, picnic tables, and badly-needed restrooms for men, women, and families. It changed the patterns of the Fenway Park experience, transforming the area inside Gates B and C from a stockyard of equipment to a vibrant part of a family outing.

2004:

- Created the Right Field Roof seats, with pentagonal tables and standing room for 250.
- Created the Third Base Concourse, adding concessions, restrooms, and space;
- Added amenities for Dugout Seat patrons, such as the club now known as the Absolut Clubhouse.



2005:

- Installed a new field with a sand-based drainage system to reduce rainouts;
- Improved the home clubhouse, adding a large weight room, a room for hydrotherapy, a new coaches room, and a larger interview room.

2006:

- Creating the EMC Club and State Street Pavilion after shattering the thick glass that had separated fans in the .406 Club from the atmosphere, sounds, and aromas of the ballpark.

2007:

- Created the Third Base Deck behind the Grandstand seats, adding more space and concessions, and further reducing waiting times in lines;
- Upgraded 26 Private Suites;
- Added a new visitors batting cage behind the Third Base Concourse;
- Expanded and improved the sightlines and amenities of the Press Box.

2008:

- Added more than 800 State Street Pavilion seats plus standing room areas down the baselines;
- Added eight private suites to replace the temporary boxes installed for the 1999 All-Star Game;
- Created the "Coca-Cola Corner," with 412 new seats, in left field;
- Installed new scoreboards on the EMC Level using light emitting diode (LED) technology to provide more game information.

2009:

- Repaired and waterproofed a large portion of the lower seating bowl;
- Improved wheelchair and companion seating locations and improved sightlines.

2010:

- Built restrooms for men and women on a Mezzanine area above Gate D;
- Added a stairway on the lower Third Base Concourse connecting to Gate A;
- Upgraded utilities, infrastructure items, the visitors clubhouse, and grounds crew areas.

2011:

- Installed three new Diamond Vision™ High Definition video display and scoring systems;

2012:

- Constructed the Royal Rooters Club, home of the Nation's Archives.

Although the 2010-11 offseason marked the final year of major annual improvements to the ballpark, fulfilling their commitment over 10 years at an investment of approximately \$285 million, improvements continue today. The maintenance and enhancement of the ballpark will remain a commitment of this ownership group.

The Fan Experience: In addition to the physical changes, the club has added personal and ceremonial touches to the fan experience at Fenway Park. On September 5, 2002, the club introduced the Fenway Ambassadors, a proactive good will troupe that touches fans young and old with acts of kindness. The club also introduced a host of ceremonies to put the spotlight on ordinary fans and unsung heroes, from group leaders to Medical All-Stars, from Honorary Bat Kids to Most Valuable Teachers, and from Little Stars announcing players to little fans shouting "Play Ball!" to start the game.




The club has introduced a "Father's Day Catch," a Mother's Day "Walk in the Park," days when "Kids Run the Bases" and when "Grandparents Walk the Bases." Families can trick or treat on Halloween, and celebrate Veterans Day, Thanksgiving, the holiday season, and Valentine's Day with a variety of gestures.

In 2012, the Red Sox offered an Open House, a free day to savor the park and stroll the concourses, with new plaques and displays celebrating the park's 100th Anniversary. More than 54,000 fans attended.

The club has also welcomed and honored its alumni, both with nightly visits at Autograph Alley, where former players sign free autographs, and with more elaborate tributes:

- In 2002, the club celebrated the life of Ted Williams July 22 after the greatest hitter who ever lived passed away July 5. The next month, the club celebrated the 35th Anniversary of the 1967 "Impossible Dream" American League Champions.
- In 2004, the club unveiled a statue outside Gate B of Ted Williams with a Jimmy Fund Kid.
- In 2005, the club honored Carlton Fisk by naming the left-field pole, "Fisk's Pole," because of his legendary home run in Game 6 of the 1975 World Series.
- In 2006, the club honored the 1946 and 1986 American League Champions, and on September 27, celebrated Johnny Pesky's 87th birthday by formally naming the right field foul pole "Pesky's Pole," making official that which had long been the established vernacular.
- In 2007, the club again celebrated the 1967 club, this time with a season-long 40th Anniversary tribute.
- In 2008, the club retired Pesky's No. 6.
- In 2009, the club retired Jim Rice's No. 14, after the slugger's enshrinement in Cooperstown. The club also dedicated the center field flag pole to Dom DiMaggio, who learned of the honor during Spring Training but who passed away in May at the age of 92, before the July event.
- In 2010, the club established a statue outside Gate B entitled 'Teammates' that depicts Ted Williams, Bobby Doerr, Johnny Pesky, and Dom DiMaggio.



• And in the grandest ceremony of all, the Red Sox in 2012 presented a season-long celebration of the 100th Anniversary of Fenway Park. On April 20, the exact date of the first game against New York, more than 200 former Red Sox returned to their field, wearing the jerseys of their youth, one by one, to the strains of "Field of Dreams," "The Natural," and John Williams' "Jurassic Park." Maestro Williams was on hand in person to conduct the Boston Pops in "Fanfare for Fenway," his incomparable gift to the club and the park. A Guinness World Record (32,904) toasted the park. As her great-grandfather John F. Fitzgerald, the Mayor of Boston, had done 100 years before on the same date in the same place, Caroline Kennedy threw the Ceremonial First Pitch, together with Boston Mayor Thomas M. Menino and Thomas Fitzgerald, grandson of "Honey Fitz." The game would be the last ever attended together by Johnny Pesky and Bobby Doerr, who sat in the Legends Suite, watching the Boys of Summer that they were 70 years before.

In a year of civic celebration that included a May 24 Boston Pops tribute at Symphony Hall, the sentiment was saddened when the beloved Pesky passed away September 13. On September 25, the club presented a Celebration of Life at Fenway Park. The Pesky Pole now bears the signatures and words of kindness of each player who attended—the entire 2012 team and a host of beloved stars who came before.

The season, which began with touching tributes to retiring legends Tim Wakefield and Jason Varitek, culminated with the return of the heroic 2004 World Champions, and the naming of the All-Fenway Park Team.

The Red Sox also began presenting concerts in 2003, starting with Bruce Springsteen and the E Street Band.

In 2004, Jimmy Buffett vowed to break the proverbial curse--and the club won the World Series weeks later. The complete list:

- **2003:** Bruce Springsteen and the E Street Band
- **2004:** Jimmy Buffett
- **2005:** The Rolling Stones with the Black-Eyed Peas opening
- **2006:** Dave Matthews Band with Sheryl Crow opening
- **2007:** The Police
- **2008:** Neil Diamond
- **2009:** Phish
Dave Matthews Band again, with Willie Nelson opening
Sir Paul McCartney
- **2010:** Aerosmith and J. Geils Band
- **2011:** New Kids On the Block and The Backstreet Boys
Dropkick Murphys with Mighty Mighty Bosstones
- **2012:** Roger Waters performing "The Wall"
Bruce Springsteen and the E Street Band with a return engagement to mark the 10th year of concerts at America's Most Beloved Ballpark.



COMMITMENT #3: TO MARKET AGGRESSIVELY TO A NEW, BROAD REGION

The third commitment was to market the club aggressively to a new, broad region. The club, blessed with fans throughout New England and around the world, has created Red Sox Road Trips, Red Sox Caravans, New England State Days, World Championship Trophy Tours, and such affinity programs as Red Sox Nation and Red Sox Kid Nation presented by Hood.

The club has worked closely with NESN, the booming New England voice that carries Red Sox games and programming, including behind-the-scenes shows such as the Emmy-Award-winning Red Sox Report.

After receiving World Series trophies in 2004 and 2007, the Red Sox carried the grand symbols of faith rewarded to each of the 351 cities and towns in Massachusetts, to every state in New England, and to citizens of Red Sox Nation in New York, Los Angeles, Atlanta, Washington, D.C., Florida, and the Dominican Republic. The 2007 trophy also visited Halifax, Nova Scotia.

Through the phenomenal combination of winning, improvements, and enhanced ambiance, fans have filled Fenway Park. Through 2012, fans have sold out the park 793 straight games, the longest streak in the history of baseball. (Because the new, attractive standing room areas are sometimes more appealing and more affordable than some of the quirky seats behind poles, the club does not wait until all seats are sold before putting standing room tickets on sale. During the streak, the number of standing room tickets sold has always exceeded the number of remaining seats.) The streak started on May 15, 2003, and set a Major League Baseball record on September 8, 2008, when the 456th game broke the Cleveland Indians' mark. The Indians had broken the Orioles' mark set after the opening of Oriole Park at Camden Yards in Baltimore.

With additional seats and standing room at Fenway Park, the club reached 2.7 million in attendance for the first time in 2003, hit 2.8 million for the first time in 2004, reached the 2.9 million mark in 2006 and 2007, and has exceeded 3 million fans each of the past five years, starting 2008 through 2012.

COMMITMENT #4: TO BE ACTIVE PARTICIPANTS IN THE COMMUNITY

The leaders vowed to be active participants in the community, and they have taken that outreach to new levels. Immediately after completing the purchase of the club on February 27, 2002, they established the Red Sox Foundation, and committed to the Massachusetts Attorney General that they would infuse the foundation with at least \$20 million over the next ten years.

The Red Sox Foundation not only was infused with more, it has already distributed more than \$50 million and has established award-winning programs. In 2010, it received Major League Baseball's first-ever Commissioner's Award for Philanthropic Excellence for its Red Sox Scholars program, which provides college scholarships and care for academically-talented, financially-challenged middle school students.

It also received the 2009 Steve Patterson Award for Excellence in Sports Philanthropy from the Robert Wood Johnson Foundation and The Sports Philanthropy Project.

It has enhanced the legendary relationship between the Red Sox and the Jimmy Fund that celebrates its 60th Anniversary in 2013. The new ownership has intensified its support with a variety of initiatives. In 2002, they

established the Red Sox Jimmy Fund Radiotelethon on WEEI and NESN. The annual extravaganza has generated more than \$28 million for research, treatment, and care at Dana Farber Cancer Institute. The foundation also became a title sponsor of the Pan-Mass Challenge, the cross-the-Commonwealth bike ride that has raised a stunning \$338 million. Patients visit the Red Sox at Spring Training and on the road, thanks to the generosity of Red Sox Partner Mike Gordon. The relationship started anecdotally in 1947, when Ted Williams would visit patients on his way to the park. The Red Sox adopted the Jimmy Fund as their official charity in 1953, when the Boston Braves, who had done so previously, moved to Milwaukee. The 2013 season will feature a year-long tribute with Jarrod Saltalamacchia and Will Middlebrooks serving as Jimmy Fund co-captains.



The club's enhanced community relations outreach has set records regarding appearances that foster player-fan interaction. The 2012 Red Sox made 414 appearances on behalf of the club—an average of more than one a day, every day, and former players made 226 more. These gestures, 640 in-person interactions, are in addition to many of the charitable efforts in which they engage independently. Additionally, the Red Sox donated 4,602 items and experiences to help New England non-profits raise funds for their causes. The Red Sox wives also consistently render services to the community via events that have generated record amounts of food for the hungry, funds to fight diseases, and awareness to help prevent the abuse of women.

To engage more children in the playing of the game, the Red Sox have long been active in Major League Baseball's RBI Program. In 2002, the new owners established an innovative program—the Boston Area Church League—with Mayor Thomas M. Menino, sponsors, and civic leaders. Children play Saturday double headers with pastors as coaches, police and district attorneys as umpires, and all enjoy a game at Fenway Park in September. Also in 2002, the club established Red Sox Children's Retreats at the Ron Burton Training Village. The partnership was struck with the late Boston Patriots' football star, and continues with the efforts of his son, Ron, Jr., who arranges weekend respites in a bucolic Hubbardston (MA) camp for children not accustomed to grass and trees and fields.

In 2003, the club instituted a tradition by using the dual nature of January 31—both Jackie Robinson's birthday and the eve of Black History Month—to provide an annual seminar that teaches children about the pioneering Hall of Famer who broke baseball's color barrier. The impactful initiative inspired Massachusetts Senator John Kerry and Representative Richard Neal to begin successful legislation in their respective Houses that resulted in Congress bestowing the Congressional Gold Medal to Robinson's family on March 2, 2005. In 2013, the club welcomed Jackie's son, David Robinson, who lives in Tanzania, and who taught two assemblies of Boston Middle Schoolers about the life of his father, the challenges he faced, and the obstacles he overcame.

COMMITMENT #5: TO END THE CURSE OF THE BAMBINO AND WIN WORLD CHAMPIONSHIPS FOR BOSTON, NEW ENGLAND AND RED SOX NATION

The commitment to end the proverbial "Curse of the Bambino" was fulfilled in 2004, their third season of ownership. Winning the 2007 World Series upheld the commitment to win multiple championships, but their hunger remains unsated in a quest unabated for a third crown to be carried among the passionate fans of Red Sox Nation.



FENWAY PARK

Major League Baseball's oldest and smallest ballpark, Fenway Park has been the home of the Boston Red Sox since April 20, 1912 when, after two days of rainouts, the park hosted its first regular season game, an 11-inning, 7-6 Boston win over the New York Highlanders in front of 27,000 fans.

In 101 seasons, venerable Fenway Park has been home to many of the greatest players in baseball history, including Hall of Famers Babe Ruth, Tris Speaker, Lefty Grove, Jimmie Foxx, Joe Cronin, Ted Williams, Bobby Doerr, Carl Yastrzewski, and Jim Rice. The park has witnessed some of the most memorable moments in baseball history, highlighted, perhaps, by Carlton Fisk's 12th-inning home run to win Game 6 of the 1975 Series.

Among the world's most famous sporting venues, Fenway Park is best known for the 37-foot high, 231-foot long "Green Monster" left-field wall, which looms only 310 feet from home plate. Equally enticing to hitters is "Pesky's Pole," the right-field foul pole named for Red Sox great Johnny Pesky, which stands only 302 feet from home plate.

Nestled into the Fenway Park neighborhood of Boston, the park was largely rebuilt for the 1934 season after a five-alarm fire destroyed construction underway by new owner Tom Yawkey. Fenway Park has undergone a series of improvements since the Henry-Werner Group purchased the team in 2002.

The astounding popularity of the ballpark and the team has enabled the Red Sox to sell out 793 consecutive games dating back to May 15, 2003, the longest recorded regular-season sellout streak in U.S. professional sports history. Hundreds of thousands of fans from all over the globe visit Fenway Park year-round. Tours of the ballpark, conducted in English, Spanish, and Japanese, are available daily.

The following pages provide a detailed timeline of Fenway Park since 1912, followed by a recap of the festivities surrounding Fenway Park's 100th Anniversary Season in 2012.

FENWAY FACTS

Constructed	1912
Rebuilt	1934
First Game	April 20, 1912
Red Sox 7, Highlanders 6 (11 inn)	
Seating Capacity (Night).....	37,499
Seating Capacity (Day)	37,071
EMC Club/State Street Pavilion	5,001
Box Seats	13,650
Grandstand	11,929
Bleachers	6,448
Green Monster	269
Right Field Roof Deck	202

OUTFIELD DIMENSIONS


Left Field	310 feet
Left-Center Field	379 feet
Center Field	390 feet
Deep Center Field	420 feet
Deep Right Field	380 feet
Right Field	302 feet

HEIGHT OF OUTFIELD WALLS

Left Field	37 feet
Center Field	17 feet
Bullpens	5 feet
Right Field	3-5 feet

LENGTH OF LEFT FIELD WALL

231 feet (228 feet in fair territory)



RED SOX BASEBALL AT FENWAY


4.20.1912

Following an April 9 exhibition victory over Harvard and a pair of rainouts, the Red Sox won the first official game at Fenway, beating the New York Highlanders (who'd later become the Yankees) 7-6 in 11 innings. Tris Speaker drove home the game winner in front of 27,000 fans. The Red Sox go on to win 105 regular season games and capture the World Series during their first season at Fenway Park.

4.26.1912

1B Hugh Bradley hit the first home run at Fenway and the first over the left field wall vs. Philadelphia. It was the second and last home run of his Major League career.

FENWAY PARK 1912



9.11.1918

The Red Sox clinched the 1918 World Series with a 2-1, Game Six victory over the Chicago Cubs. This remains the last championship-clinching victory won by the Red Sox at Fenway Park.

6.12.1916

RHP George Foster threw the first no-hitter by a Red Sox pitcher at Fenway Park, leading the Red Sox to a 2-0 win over the New York Yankees. Fenway Park's first no-hitter was thrown by the Boston Braves' George Davis in a 7-0 victory over Philadelphia on September 9, 1914.

1912

OTHER FENWAY EVENTS

11.28.1912

Boston Latin defeated Boston English 7-6 in Fenway Park's first high school football game. Two days later, Oak Park (IL) High School beat Everett (MA) High School 32-12 in the National High School Championship Game. Over the next few decades, several high school football games were played at the park.

10.31.1914


Boston College and Norwich University competed in Fenway Park's first college football game with BC winning 28-6. The Eagles used the park as a frequent home venue through the 1950s.

BOSTON UNIVERSITY AT FENWAY PARK



5.23.1915

In memory of American military members killed in the Spanish-American War, a memorial service was held at Fenway Park with 15,000 in attendance. A memorial service was regularly held at the park over the next few decades.



1914

1918

FENWAY PARK CONSTRUCTION

6.24.1911

Representing his family, John Taylor announced their intention to build Fenway Park. Prior to the 1912 season, the Red Sox played their home games at the Huntington Avenue Grounds, now part of the campus of Northeastern University.

FENWAY PARK 1912



9.24.1911

The groundbreaking occurred for the new ballpark.

5.8.1926

In the first Fenway Park fire, the bleachers along the left-field foul line burned down and were not replaced, giving fielders the chance to snare foul flies behind the third base grandstand.

1918

7.3.1932

The Sox were hammered by the Yankees 13-2 in the first Sunday game at Fenway Park. Sunday baseball was approved in Boston three years earlier, but not at Fenway due to its proximity to a church. The Sox played their Sunday games at Braves Field on Commonwealth Avenue until the law was changed. They actually played the first Boston Sunday game, a 7-3 loss to Philadelphia, at Braves Field, April 28, 1929 in front of 22,000 fans.



TED WILLIAMS

1932

11.14.25

Boston University played its first football game at Fenway Park, a 14-6 victory over Providence College. BU played occasional home games at Fenway Park through the mid-20th century.



FENWAY PARK 1934

1.5.1934

A five-alarm, four-hour blaze, the second Fenway Park fire, virtually destroyed the construction underway by new owner Thomas A. Yawkey to refurbish the park. Following the fire, construction began on a new left-field grandstand, the bleachers, and the new left field wall.

1936

A 23-foot tall screen was installed above the left field wall. The screen would remain until the Green Monster Seats were constructed in 2003.

9.22.1935

The largest crowd to ever see a game at Fenway Park – 47,627 – turned out for a doubleheader with the Yankees. Crowds of this size will never be equaled under Fenway Park's current dimensions. More stringent fire laws and league rules after World War II prohibited overcrowding that was permitted in the 1930's.

1940

Bullpens were constructed in front of the bleachers replacing the old bullpen areas in the outfield foul territory beyond the dugouts. Tom Yawkey replaced the right field pavilion section he built in 1934 with an extension of the grandstand, reducing the distance to the right field foul pole to 302 feet.

1934

1940

RED SOX BASEBALL AT FENWAY

6.9.1946

Ted Williams hit a monumental 502-foot home run to right field off Detroit right-hander Fred Hutchinson. The ball landed on top of the straw hat of Joseph A. Boucher, a 56-year-old construction engineer from Albany, NY who was sitting in Section 42, Row 37, Seat 21. "The sun was right in our eyes," he said. "All we could do was duck. I'm glad I didn't stand up. They say it bounced a dozen rows higher, but after it hit my head, I was no longer interested." At that time the bleachers were actual bleachers and not individual seats.

1946

7.9.1946

The Red Sox hosted their first All-Star Game at Fenway Park, a 12-0 American League win. Eight Red Sox were on the All-Star team, but Ted Williams stole the show, going 4-for-4 with two homers, a walk, five RBI and four runs scored.

7.31.1961

Fenway Park was the site of the second All-Star Game played in 1961. The game ended in a 1-1 tie, called after nine innings and a 30-minute rain delay.

10.4.1948

The first playoff game in AL history took place at Fenway, and Cleveland rookie left-hander Gene Bearden beat the Red Sox 8-3. Shortstop-Manager Lou Boudreau led the Indians with two homers and two singles. The defeat prevented the only cross-town World Series in Boston history. Cleveland went on to beat the Boston Braves 4-2 in the World Series.

OTHER FENWAY EVENTS

11.4.1944

Just three days before being elected to an unprecedented fourth term in the Oval Office, President Franklin D. Roosevelt delivered the final speech of his political career at Fenway Park before more than 40,000 supporters. Republican presidential nominee Barry Goldwater and Democratic presidential candidate Eugene McCarthy also gave speeches at Fenway Park in 1964 and 1968, respectively.



7.29.1954

Fenway Park's first basketball game took place as the Harlem Globetrotters defeated the George Mikan United States All-Stars, 61-41.

1960

FENWAY PARK CONSTRUCTION

1947

Green paint replaced advertisements covering the left field wall. No more Calvert Owl ("Be wise"), Gem Blades ("Avoid 5 o'clock shadow"), Lifebuoy ("The Red Sox use it") and Vimms ("Get that Vimms feeling").

6.13.1947

The Red Sox defeated the White Sox 5-3 in Fenway Park's first night game. The Red Sox were the third-to-last of the 16 Major League clubs to do add lights to the playing field.

1947

6.26.1962

Red Sox RHP Earl Wilson no-hit the Los Angeles Angels in a 2-0 Boston win, becoming the first African-American to throw a no-hitter in the American League.



10.21.1975

The first World Series night game was played at Fenway Park, and it was a classic. The memorable Game 6, delayed three days by rain, lasted 4:01. The Red Sox tied the game at 6-6 in the last of the eighth on Bernie Carbo's three-run, pinch-hit homer with two outs, taking the win with Carlton Fisk's oft-replayed home run off Pat Darcy leading off the last of the 12th.

10.1.1967

On the final day of the regular season, the "Impossible Dream" Red Sox clinched the American League pennant with a 5-3 victory over Minnesota. The Red Sox would fall in seven games to the St. Louis Cardinals in the World Series.

1967

10.2.1978

After finishing the season with identical records, the Red Sox and New York Yankees played the second playoff game of its kind in American League history at Fenway Park. On the strength of Bucky Dent's three-run, 7th inning homer, the Yankees defeated the Red Sox 5-4 to capture the AL East Division crown.

9.8.1963

The AFL's Boston Patriots downed the Oakland Raiders, 20-14, kicking off a six-year stay at Fenway Park. The Boston Shamrocks, Boston Redskins and Boston Yanks also played professional football games at the park.



FENWAY PARK 1967

7.27-28.1973

The Newport-New England Jazz Festival brought Ray Charles, Stevie Wonder, B.B. King and many other famous musicians to play at Fenway Park.

7.8.1968

Legendary soccer player Pelé led his Santos FC team to a 7-1 victory over the Boston Beacons. Occasional soccer matches also took place at the park in the 1920s and 1930s.

1978

FENWAY PARK 1975



1976

Fenway Park's first message board in center field was part of a construction project that included a rebuilding of the left field wall as well as a new enclosed press box. Starting in 1976, National League scores were shown only on the new message board. They returned to the left field scoreboard in 2003.

1976

RED SOX BASEBALL
AT FENWAY**4.29.86**

RHP Roger Clemens struck out a Major League, single-game record 20 batters in a 3-1 victory over the Seattle Mariners. Clemens earned AL MVP and Cy Young honors, leading the Red Sox to the 1986 World Series where they lost to the New York Mets in seven games.

1986

7.13.1999

The Red Sox hosted their third All-Star Game, a 4-1 AL win. For the first time in history, the All-Star Game was a three-day event featuring a celebrity hitting contest, a Futures game and a home run derby.

10.17.2004

With the Red Sox down to their last three outs in the 2004 ALCS, pinch-runner Dave Roberts stole second base off Yankees closer Mariano Rivera and set up a game-tying RBI by third baseman Bill Mueller. The game ended on a David Ortiz walk-off home run in the 12th inning.



DAVE ROBERTS

10.27.2004

86 years of heartache were erased with a 3-0 win in St. Louis, as the Red Sox completed a sweep of the 100th World Series for their first World Championship since 1918. Beginning at Fenway Park, a "rolling rally" parade was held three days later when the team returned to Boston.

OTHER FENWAY
EVENTS**9.6-7.2003**

Bruce Springsteen and the E Street Band performed the first concerts at Fenway Park in three decades, beginning a series of concerts the park has held in recent years. Among those who have performed: Jimmy Buffett (2004); the Rolling Stones (2005); Dave Matthews Band and Sheryl Crow (2006); the Police (2007); Neil Diamond (2008); Dave Matthews Band and Phish, and Paul McCartney (2009); Aerosmith and J. Geils Band (2010); New Kids on the Block and Backstreet Boys; Dropkick Murphys and Mighty Mighty Bosstones (2011).

DAVE MATTHEWS BAND/SHERYL CROW

**9.17.2008**

More than 3,000 new citizens were sworn in as Fenway Park hosted its first naturalization ceremony. The park also hosted a naturalization ceremony in 2010, the largest such ceremony ever held.

2004

FENWAY PARK
CONSTRUCTION**1982-1983**

Private suites were built atop the left and right field stands.

1988-1989

The 600 Club, a glass-enclosed section of 606 stadium club seats, was added on the roof behind home plate. New broadcast booths and the press box were relocated on top of the 600 Club. In 2002, the club was renamed the .406 Club in honor of the late Ted Williams, who passed away earlier that year.

4.2002

Two rows of "dugout" seats debuted, along with a media interview room, players lounge and expanded family lounge. With these changes, a ten-year cycle of major, annual improvements to Fenway Park began.

1989

4.11.2005

The defending champions received their World Series rings, one by one, on the field, prior to the home opener against the Yankees. Led by Johnny Pesky and Carl Yastrzemski, former players who had longed for such a day helped the active players raise the World Championship flag. James Taylor sang "America the Beautiful," the Boston Symphony and Boston Pops played "The Star-Spangled Banner," and wounded soldiers back from war presented the rings. Boston icons Bobby Orr, Bill Russell, Teddy Bruschi and Richard Seymour threw the Ceremonial First Pitches. And, in fitting style, the Red Sox beat the Yankees.

9.21.2006

David Ortiz hit his 51st home run off Minnesota Twins pitcher Johan Santana to eclipse Jimmie Foxx's 67-year-old club record for homers in a season. He finished the season with 54 home runs.

9.1.2007

Clay Buchholz became the first Red Sox rookie to ever pitch a no-hitter, blanking the Baltimore Orioles 10-0.

10.21.2007


The Red Sox defeated the Cleveland Indians 11-2 to capture their 12th American League pennant. It marks the first time that Boston has clinched a playoff series at Fenway Park since the 2004 Division Series versus Anaheim. The Red Sox went on to sweep the Colorado Rockies in the World Series, clinching their second championship in four years.

5.19.2008

Jon Lester threw the first no-hitter of 2008 in a 7-0 win vs. Kansas City. He became the fourth lefty ever to throw a no-hitter at Fenway Park.

2007

2010 WINTER CLASSIC



1.1.2010

On New Year's Day, the NHL's Boston Bruins won the 2010 Winter Classic beating the Philadelphia Flyers in a 2-1 overtime victory.

7.21.2010

42 years after Fenway Park's last soccer match, Celtic F.C. beat Sporting Lisbon, 2-1.

2012

2003

Among many changes, Green Monster seats debuted above the left-field wall and Yawkey Way officially opened after a one-month trial the previous September. Construction projects in subsequent off-seasons have included the building of the Budweiser Roof Deck (2004), improvements to the clubhouse and the creation of Game On! (2005), the transformation of the .406 Club into the open-air EMC Club and State Street Pavilion (2006), the creation of a new Third Base Deck and renovations to the suite level (2007), the addition of 800 new State Street Pavilion seats, the addition of the Coca-Cola Corner in left field and the Bleacher Bar restaurant under the center-field bleachers (2008), the complete repair of the lower seating bowl (2009-2011), and the installation of three new High Definition video display and scoring systems (2011).

3.25.2005

The Red Sox announced a long-term commitment to remain at Fenway Park, "America's Most Beloved Ballpark," and the oldest park in the Major Leagues. A comprehensive plan for a complete renovation was submitted to the City of Boston Landmarks Commission, the Massachusetts Historic Commission and the National Park Service.


2010

A SEASON OF CELEBRATION

The 2012 season marked the 100th Anniversary of Fenway Park, *America's Most Beloved Ballpark* and the oldest operating Major League ballpark in the United States. Here's a look back at the year's events that celebrated Fenway Park's centennial.

DRAMATIC RE-ENACTMENT

The 100th Anniversary celebration kicked off with a dramatic re-enactment of the sale at auction of the Fenway Park plot, then known as "the Dana Lands." Players from Red Sox history arrived on Yawkey Way in period-era cars.



BALLOON BLITZ

On April 18, as a way to celebrate the fans that have filled Fenway Park over the past 100 years, the Red Sox filled 100 balloons with pairs of Red Sox tickets and hid the balloons across the city of Boston. Fans were given clues as to the balloons' whereabouts through the Red Sox twitter account. And with that, the hunt was on!



NATIONAL REGISTER OF HISTORIC PLACES

In 2012, Fenway Park was named to the National Register of Historic Places by the Department of the Interior. Among the thousands of historic locations in the United States to receive that designation are Boston's Public Garden, Faneuil Hall, Old North Church, and the Boston Public Library.

LIVING MUSEUM

To share the rich history and artifacts of Fenway Park with the community, the Red Sox launched Fenway Park's Living Museum, designed to highlight the historical events that have taken place at the ballpark through displays, artifacts and an enhanced tour program. The Red Sox spent years cataloguing artifacts to have a complete record of the more than 4,000 historical pieces in the club's possession for the 100th Anniversary. Artifacts include an extensive historical photo collection, architectural plans and blueprints, baseballs, and ballpark artifacts such as chairs, signs, tickets, lineup cards, bases and championship pennants.

HARVARD WORKOUTS

To commemorate the 100th Anniversary of the first ever game played at Fenway Park, an exhibition between the Red Sox and Harvard University's baseball team on April 9, the Crimson squad took batting practice and worked out on the field where Harvard students played exactly 100 years before.



Boston Americans' Jake Stahl

Bob Potter, Captain of the Crimson



MICHAEL WINS

★ ★ ★ ★ ★ MEMORABLE MOMENTS

The Red Sox celebrated many of Fenway Park's memorable moments with pregame ceremonies throughout the season.

JOHNNY PESKY

On April 14, the Red Sox celebrated the 70th Anniversary of Johnny Pesky's first Major League game against Philadelphia at Fenway Park. Pesky went 2-for-4 with a triple in the 1942 season-opener.



1912 RED SOX

The World Champion 1912 team, the first to play at Fenway Park, was recognized on April 30. Following a 34-5 regular season, Boston ace Smoky Joe Wood won 3 of the Sox 4 games in the World Series, including the clincher at Fenway.



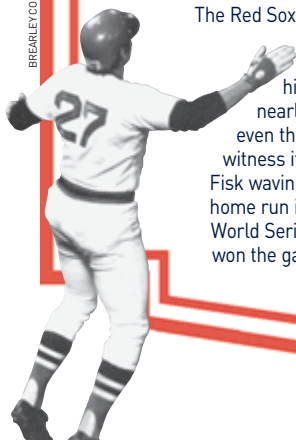
TONY C

25

Lynn native Tony Conigliaro was the youngest American Leaguer ever to reach 100 home runs when he did it as a 22-year-old in 1967. He lofted his first career moon shot in his first-ever plate appearance at Fenway Park three years earlier on April 14, 1964.

CARLTON FISK

The Red Sox celebrated one of the most dramatic moments in baseball history, an image that nearly every Red Sox fan, even those that weren't alive to witness it, can recall – Carlton Fisk waving at his 12th-inning home run in Game 6 of the 1975 World Series. It was fair, and it won the game.



FRED LYNN

Fred Lynn had an amazing 1975 rookie season. That year he became the first player to win Rookie of the Year and MVP honors in the same season. The Red Sox paid special tribute to the center fielder's diving catch in Game 2 of the '75 World Series.

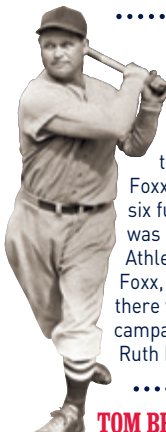
TROT NIXON

The original "Dirt Dog," Trot Nixon returned to Boston as the club recalled his 2003 walk-off homer in Game 3 of the ALDS against Oakland at Fenway for the Sox first win of the series.



JIMMIE FOXX

On May 2, the Red Sox hosted the A's and both teams wore 1936 replica threads, a nod to the year Hall of Famer Jimmie Foxx, who averaged 36 homers over six full seasons with the Red Sox, was sold by the then-Philadelphia Athletics to Boston. Before Jimmie Foxx, Boston's first full-time slugger, there was only one 20-homer campaign by a Red Sox – when Babe Ruth hit 29 out of the park in 1919.



TOM BRUNANSKY'S CATCH

One of the greatest and most pivotal catches of all time was commemorated in May. Tom Brunansky returned to Fenway Park, the site of his AL East title-clinching catch down the right-field line on October 3, 1990.



A SEASON OF CELEBRATION



APRIL 20

The focal point of the 100-year celebration came on April 20, when over 200 Red Sox alumni returned to Fenway Park, exactly one century after the first Red Sox game at the ballpark.



FANFARE FOR FENWAY

Legendary composer and conductor John Williams composed and conducted "Fanfare for Fenway," the maestro's special tribute to *America's Most Beloved Ballpark* during its centennial.

THROWBACK UNIFORMS

On April 20, Boston and New York wore 1912 throwback jerseys to mark the anniversary of the first Red Sox game at Fenway Park against those two clubs. Nowadays, you can't find a Red Sox hat without the iconic "B" or the "hanging socks," but 1912 was a different story. One hundred years ago, the Red Sox hats were plain white, with no logos. Adding to the authentic attire were white and red high socks and numberless uniforms making it tough on fans and official scorers alike. The Red Sox first wore numbers on their uniforms in 1931, two years after the practice was introduced to the Major Leagues.

OPEN HOUSE

With 54,000 visitors, it was perhaps the highest-attended event in Fenway Park history, but there was no game being played. Instead, the Red Sox held a free open house on April 19, the eve of the park's official centennial. Fans had free reign of the ballpark, including areas not normally accessible. Current and former Red Sox players were also a part of the festivities.

54,000

The largest crowd ever for a Red Sox game at Fenway Park was 47,627 during a doubleheader against the Yankees in 1935.



It was an event of a lifetime.

Gary Bell on the festivities of April 20





It was a very impressive day, one which my family and friends will long remember.

Carl Yastrzemski
on the festivities of April 20

.....

TOAST

Following pregame ceremonies on April 20, 32,904 fans toasted to the occasion with the help of Welch's sparkling grape juice. It set a world record for the largest toast in a single venue.

.....

.....

2004 TEAM RETURNS

The 2004 Red Sox, the team that shocked the baseball world with an historic comeback, returned to Fenway Park to be honored prior to the game on September 25. Twenty members of that year's uniformed personnel returned for the festivities.

.....



I cherish having been a part of it, and I will have it with me for the rest of my life.



Don Gile *on the festivities of April 20*

.....

100 ACTS OF KINDNESS

As a way to highlight and support the important work done by the many charitable institutions throughout New England, the Red Sox are engaging in "100 Acts of Kindness" with various not-for-profit organizations during Fenway's 100th Anniversary season

.....

.....

ALL-FENWAY TEAM

To conclude the season-long celebration of Fenway Park, the Red Sox presented the All-Fenway Park Team during the final home game of the season. The team, comprised of the greatest 40 Red Sox players and three managers in Fenway Park history, was voted on by fans, historians, front office staff, and the club's historical and archival consultants.

.....

**The Red Sox led the
Majors with 105 wins, a team
record that still stands today,
and won the World Series.**

1912

RED SOX IN THE COMMUNITY

The Boston Red Sox continued their active participation in the community in 2012. In honor of the 100th Anniversary of Fenway Park, the club recognized and supported the work of charitable institutions by rendering "100 Acts of Kindness." The program was intended to recognize the great work that so many perform outside of the spotlight as well as to contribute in some small way. The acts included donations of cash and items, volunteer efforts, and the hosting of events (See pages 23-27 for the full list). In addition, the Red Sox Foundation continued its award-winning work, and the Red Sox' Community & Player Relations Department continued to arrange hundreds of visits by players of yesterday and today, donate tickets to give fans the chance to see Fenway Park, and provided fundraising items to more than 4,600 non-profits in New England.

RED SOX FOUNDATION



When John Henry, Tom Werner, Larry Lucchino, and their partners bought the Red Sox in 2002, they established this philanthropic arm, a power arm. Already, with donations from partners, sponsors, players, and fans, it has distributed more than \$52 million to fund award-winning programs and to improve the lives of the people of Boston, of Massachusetts, and of New England. These efforts have made the Red Sox the most charitable organization in Major League Baseball.

Throughout New England and Red Sox Nation, the foundation's five cornerstone programs are points of pride:

The Jimmy Fund

In the history of professional sport, there is no relationship like the one between the Red Sox and the Jimmy Fund, which provides research, treatment, and care at the world-renowned Dana Farber Cancer Institute. Celebrating the 60th year of partnership in 2013, the Red Sox formally adopted the Jimmy Fund as its official charity in 1953, the year the Boston Braves moved to Milwaukee. The Jimmy Fund had been the National League club's official charity previously. Yet before that, the Red Sox' relationship actually started informally in 1947, when Ted Williams would visit Dr. Farber's small clinic on his way to Fenway Park. Dr. Farber, in turn would visit the ballpark, often with children, as often as several times per week.



Generations of players have continued the relationship, and the Red Sox have increased their support over the past 11 years of the new ownership. The Red Sox Jimmy Fund Radiotelethon on WEEI and NESN started in 2002 and has generated more than \$28 million, including over \$3.3 million in 2012. The Red Sox became a lead sponsor of the Pan-Mass Challenge, the cross-the-Commonwealth bike ride that has raised hundreds of millions for the Jimmy Fund. Mike Gordon, one of the partners of the Red Sox, funds Spring Training trips and road trips for patients and their families.

Top prospects who attended the club's Rookie Development Program in January, 2013, visited the Jimmy Fund, learning from Day One of the club's legendary relationship with the institution that has saved the lives of so many—including members of the Red Sox.

At a Jimmy Fund event on February 7, 2013, the Red Sox outlined plans to celebrate the partnership throughout the year. With manager John Farrell on hand, 81 minutes before his flight to Spring Training, the club presented a gift of \$60,000 as its 100th Act of Kindness, and as the inauguration of the celebration (he made his flight). The club announced that it will create a Jimmy Fund Chorus that will perform at Fenway Park and in the community. Philanthropist Art Kelly will underwrite a Jimmy Fund Suite for use from time to time throughout the season. The club will create a Jimmy Fund display at Fenway Park. And Will Middlebrooks, who also attended the event, will serve as a Jimmy Fund co-captain with teammate Jarrod Saltalamacchia, who also served in that role in 2012.

The relationship is remarkable in part because it is a two-way street. While Red Sox President/CEO Larry Lucchino outlined what the club would do for the Jimmy Fund in 2013, the irony was not lost that it was Dana Farber that saved his life in 1986. Also present was Bill Monbouquette, whose no-hitter for the Red Sox and active work with the Jimmy Fund pre-dated Dana Farber saving his life. And Uri Berenguer, also present, was treated in his teens, then mentored by Red Sox play-by-play announcer Joe Castiglione, and is now the club's Spanish-language play-by-play announcer. He was there with his child. And the generations of love, gratitude, and support continue.

Red Sox Scholars

In 2010, Major League Baseball bestowed its first-ever Commissioner's Award for Philanthropic Excellence to the Red Sox Foundation—for its Red Sox Scholars program.

Over the past decade, 220 students in Boston public schools have been on the road to earning college scholarships of up to \$10,000 each, thanks to the program presented by Beth Israel Deaconess Medical Center. Funding the dreams of academically talented, financially challenged middle schoolers, the program also tutors, mentors, and nurtures the students. Designed to help avoid the destructive temptations of adolescent life and choose the path of education and citizenship, the program celebrates its 10th anniversary in 2013.



In addition to the support from Beth Israel Deaconess, the Red Sox Scholars program in 2012 received support from the Sunshine Lady Foundation, the Highland Street Foundation, the Lynch Foundation, the Klarman Family Foundation, and two corporate champions, Mansfield-based Covidien and national retailer Target.

Play Ball for Life

Of the foundation's cornerstones, the one most closely tied to our game helps children play ball—for fun, for health, and for life.

Rookie League and RBI leagues have helped revive baseball and softball in inner cities. Sources of fun, they have provided exercise, healthy choices, and valuable life skills in a safe environment for more than 2,000 children and teenagers in the Boston area.

In 2012, children benefited from an equipment drive with support from Jordan's Furniture, scholarships to baseball and softball clinics sponsored by the BoSox Club and Cal Ripken Foundation, and two "Double Play Health and Fitness Days," presented by Covidien. Held at Fenway Park, the "Double Play" events paired over 100 children from the RBI program with Red Sox Strength and Conditioning Consultant Mike Boyle and Red Sox players to emphasize the importance of exercise and a healthy lifestyle.

Red Sox Children's Retreats, established in 2002, take children from asphalt streets to lush lawns at the Ron Burton Training Village in Hubbardston, MA. The weekends provide sports, fellowship, nutrition, and peace.

The Boston Area Church League, created by the Red Sox and Mayor Thomas M. Menino, also in 2002, provides summer Saturday doubleheaders with pastors as coaches, police as umpires, and district attorneys as volunteers. Together, they attend a September game at Fenway Park.

The Lindos Suenos program brings Boston teens to the Dominican Republic, where they play ball every afternoon with children from the Caribbean country. Each morning, the American and Dominican children engage in community service, creating ball fields, building daycare centers, or painting houses. The program, which the Red Sox started in 2004, was inspired and funded by Charlene Engelhard. With more than 100 children already having participated, the program's 10th annual trip is scheduled for July, 2013.

For the fifth straight year, the Red Sox Foundation's US-Japan Baseball Exchange presented by Funai brought together Japanese and American youngsters, who learned about each other's history and culture through their shared love of baseball.

All of these programs abide by the same theme: children play ball for fun, for health, for life.



Dimock Community Health Center

In the heart of the city, at the soul of its core, sits an institution that tackles the toughest issues. Founded in 1862—by women for women—the Dimock Community Health Center now opens its doors to all, serves more than 60,000 residents of Boston's most disadvantaged neighborhoods, and provides health care, shelter, and security.

In 2004, when Dimock nearly lost its Teen Center, John Henry toured the Roxbury facility, saw the life-changing work, and led the way to keep those doors open. Since then, the relationship has led to refurbished children's spaces, beautified grounds, and a renovated detox center.



Home Base Program

Following their World Series victories in 2004 and 2007, the Red Sox were honored at the White House. Larry Lucchino sought to expand the impact of the rare trips by having the team visit soldiers at Walter Reed Army Medical Center and sailors at the Bethesda Naval Hospital. The experiences inspired Tom Werner to imagine a deeper commitment and spearhead a groundbreaking effort.

Thus was born the Home Base Program, a partnership with Massachusetts General Hospital in collaboration with the Department of Defense and the Department of Veteran Affairs.

Treating Boston's veterans and families affected by post traumatic stress and traumatic brain injury, the program addresses the invisible wounds of war.

In just three years, the Red Sox Foundation has raised more than \$10 million through its popular 9K spring walk 'n' run that New Balance sponsors. This year's event is set for May 4. For more than 2,000 participants, including active duty military members, it ends with a touch of home—at Fenway Park. It's a most welcome home run.

Supporters of the Home Base Program include Major League Baseball, BAE Systems Electronics Division, a multinational defense company with offices based in Nashua, NH, McCormick Foundation's Welcome Back Veterans Program, and Massachusetts businessman and philanthropist James Pallotta.

Red Sox Foundation Fundraising

To support these programs and other rotating grants, the foundation in 2012 hosted events that included the annual Picnic in the Park, presented by Ace Ticket; Dancing with the New Stars during Spring Training at JetBlue Park at Fenway South; the Monster Mash; and Fenway to the Runway with the Red Sox Wives at Saks Fifth Avenue. Also, during each game at Fenway Park, the foundation hosted a 50-50 raffle that raised more than \$600,000.

Going beyond Boston, the foundation launched programs in Connecticut, Rhode Island, and New Hampshire.

In October, 2012, Rhode Island Governor Lincoln Chafee and state legislators inaugurated Red Sox special charity license plates to help fund a new Rhode Island Red Sox Scholarship Program for academically-talented high school seniors who have demonstrated a commitment to community service. The Red Sox also expanded their scholarship program in New Hampshire to include 35 schools in the Granite State.

Set to debut in 2013 are Connecticut Red Sox special charity license plates, funding a new Connecticut scholarship program.

Community Service Projects

Working with Covidien, a global medical devices giant and a generous sponsor, the Red Sox Foundation engaged in five community service projects in Boston; West Springfield, MA; Central Falls, RI; Proctorsville, VT; and West Haven, CT.

The foundation also presented the "Read Your Way to Fenway" program with Bank of America to encourage summer reading among Boston Public School students.

COMMUNITY AND PLAYER RELATIONS

In 2012, the Red Sox players demonstrated their commitment to the community by making 414 appearances on behalf of the club, in addition to those they made on their own. Red Sox Alumni also made 226 community appearances on behalf of the club. The 640 visits of personal interaction occurred an average of more than 1 ½ per day, every day.

Players hosted charitable fundraisers, fulfilled Make-A-Wish requests, participated in Sox Talk programs in Boston neighborhoods, invited sick and disadvantaged children to games, visited hospitals, purchased tickets for public service members, and participated in photo sessions with fans.

The Red Sox also donated items and experiences to help raise funds for 4,602 worthy causes and charities. The donations ranged from pre-game ceremony participation and in-game moments to autographed baseballs, jerseys, bats, and pictures.

Players also devoted time and donated tickets through programs they created. David Ortiz' Papi's Pals enjoyed its fourth season, and Jon Lester's NVRQT enjoyed its rookie year.

Lester was named the 2012 Red Sox nominee for the Roberto Clemente Award, Major League Baseball's highest honor for community service. The Red Sox had won back-to-back honors with Tim Wakefield in 2010 and David Ortiz in 2011. Only two other clubs had ever had back-to-back winners: the New York Yankees, with Ron Guidry in 1984 and Don Baylor in 1985, and the Seattle Mariners, with Jamie Moyer in 2003 and Edgar Martinez in 2004.



ACTS OF KINDNESS

- 12/8/11 - Boston Public Library (Boston, MA): Donated a copy of the new coffee table book, "Fenway Park: 100 Years" to each of the 18 branches.
- 12/8/11 - Boston Public Schools (Boston, MA): Donated a copy of the new coffee table book, "Fenway Park: 100 Years" to each of the 125 schools in the system.
- 12/12/11 - Massachusetts Department of Children and Families (South Weymouth, MA): Provided holiday gifts for over 200 children.
- 12/13/11 - New Horizons for New Hampshire (Manchester, NH): Donated 100 turkeys and assembled holiday baskets for their holiday campaign.
- 12/14/11 - Barbara Bush Children's Hospital (Portland, ME): Donated over 100 gifts to kids spending holidays in the hospital.
- 12/15/11 - Bridgeport Rescue Mission (Bridgeport, CT): Donated 100 new sets of bedding, including sheets, blankets, pillows, and pillowcases for homeless shelters.
- 12/16/11 - Committee on Temporary Shelter (COTS) (Burlington, VT): Donated canned goods and 100 towels to those at the shelter.
- 12/19/11 - Meals on Wheels of Rhode Island (Providence, RI): Donated and served 100 hot meals to the people at the St. Martin de Porres Senior Center.
- 1/15/12 - Samaritans (Boston, MA): Raised awareness and funds at "Make Noise to Save a Life" event at the House of Blues.
- 1/16/12 - The Dimock Center (Boston, MA): Painted murals and built cubbies in the pre-school facilities.
- 2/14/12 - Assisted Living Centers (MA): Brought roses for Valentine's Day and spent time with seniors at the Heritage Assisted Living Center (Framingham, MA), Lorraine Gleick Nordgren Senior Center (Auburn MA), and Mayflower Senior Center (Springfield, MA).
- 2/28/12 - Amigos Center (Immokalee, FL): Stocked shelves at the center's pantry and spent time with immigrants working to attain the life skills necessary to succeed in their new country.



13. 2/28/12 - Special Equestrians (Fort Myers, FL): Assisted with therapeutic horseback riding for disabled children and adults.
14. 2/28/12 - CCMi's Meals on Wheels (Fort Myers, FL): Assisted elderly, disabled, and ill residents of Lee County by preparing Meals on Wheels.
15. 2/29/12 - African Caribbean American Center (Fort Myers, FL): Performed mentoring and tutoring services for elementary school students in Lee County and the Dunbar community.
16. 2/29/12 - CCMi's Backpack Program (Fort Myers, FL): Assembled backpacks filled with food for disadvantaged students at Treeline Elementary School.
17. 2/29/12 - The VA Outpatient Clinic (Fort Myers, FL): Visited veterans receiving care.
18. 3/31/12 - Pine Street Inn (Boston, MA): Participated in a "Chop-a-Thon" event, chopping over 500 pounds of food to be used to make over 2,000 meals.
19. 4/13/12 - Girl Scouts of Eastern MA & Canine Companions for Independence (Boston, MA): Helped raise funds with Eukanuba Dog Foods, who created "Fenway Dog Treats."
20. 5/4/12 - Learning Prep School (Newton, MA): Donated 100 copies of the book, "Wally's Journey Through Time" and visited students with learning challenges.
21. 5/8/12 - New London Homeless Hospitality Center (New London, CT): Donated T-shirts, sweatshirts, sweatpants, socks, and accessories to members of the center.
22. 5/14/12 - The Women's Lunch Place (Boston, MA): Helped prepare lunch, hosted Bingo, and served meals to members of their daytime shelter.
23. 5/13/12 - VA Hospital visit (West Haven, CT): Visited patients during VA Hospitals Week.
24. 5/15/12 - Manchester VA Medical Center (Manchester, NH): Visited patients during VA Hospitals Week.
25. 5/16/12 - Providence VA Medical Center (Providence, RI): Visited patients during VA Hospitals Week.
26. 5/17/12 - VA Maine Healthcare System (Augusta, ME): Visited patients during VA Hospitals Week.
27. 5/17/12 - White River Junction VA Medical Center (White River Junction, VT): Visited patients during VA Hospitals Week.
28. 5/18/12 - Pittsfield VA Community Based Outpatient Clinic (Pittsfield, MA): Visited patients during VA Hospitals Week.
29. 5/18/12 - VA Boston Healthcare System (West Roxbury, MA): Visited patients during VA Hospitals Week.
30. 6/16/12 - Special Olympics Summer Flagship Games (Allston, MA): Served as track & field escorts, welcomed athletes into the staging tent, accompanied them to their races, and cheered them on.
31. 6/26/12 - Belle of the Ball (Boston, MA): Held a dress drive to benefit girls in need of dresses and accessories during the prom and homecoming season.
32. 7/1/12 - Save a Dog (Sudbury, MA): Provided 100 leashes, 100 collars, and 100 toys for abandoned dogs.
33. 7/3/12 - Adult Day Center of Westerly (Westerly, RI): Brought the World Series Trophies to the center, played games, did arts and crafts, read books, and served lunch to the seniors.
34. 7/4/12 - US Navy Week (Boston, MA): Gave free tours of Fenway Park to uniformed military personnel for Independence Day.



35. 7/6/12 - The Mayor's Summer Jobs Program (Boston, MA): Made a donation.
36. 7/7/12 - Birthday Wishes (Boston, MA): Made a donation.
37. 7/8/12 - ROCA, Inc (Chelsea, MA) – Made a donation.
38. 7/15/12 - My Brother's Table (Lynn, MA): Prepared meals for 200 hungry, homeless, or lonely people.
39. 7/16/12 - Friends Way (Warwick, RI): Donated a tour, 50 tickets, and transportation to the 7/16 Red Sox game.
40. 7/17/12 - Wild Hearts Therapeutic Equestrian Program (Berkeley, MA): Set up obstacle courses, groomed horses, and assisted campers who face a multitude of physical, cognitive, emotional, and social challenges.

41. 7/18/12 - The Bangor Area Homeless Shelter (Bangor, ME): Made a donation.
42. 7/19/12 - Girls INC (Nashua, NH): Made a donation.
43. 7/20/12 - The Stern Center for Language and Learning (Williston, VT): Made a donation.
44. 7/20-21/12 - The Greater Boston Food Bank (Boston, MA): Held a Fenway Park food and cash collection that raised over \$16,000 as part of the Red Sox Wives Can & Cash Drive.
45. 7/21/12 - Rhode Island Coalition Against Domestic Violence (Warwick, RI): Made a donation.
46. 7/22/12 - Crossroads (New Haven, CT): Made a donation.
47. 7/23/12 - The Boys & Girls Club of the Penobscot Nation (Indian Island, ME): Provided supplies for a new batting cage tunnel and helped plant flowers outside the club.
48. 7/24/12 - Room to Grow (Boston, MA): Provided new and gently used items and assistance.
49. 7/25/12 - Lindos Suenos (Dominican Republic): Donated paint, tools, and supplies for the reconstruction of five homes needing renovation.
50. 7/26/12 - The DREAM Program (Somerville, MA): Provided lunch and participated in activities with inner city youth.
51. 7/27/12 - Madison Park Village (Boston, MA): Red Sox Kid Nation Captains hosted a BBQ for residents and played games.
52. 7/27/12 - New Generations Rochester Thrift Shoppe (Rochester, NH): Hosted "Fenway Day" at this organization and donated items from the shoppe's wish list.
53. 7/29/12 - Vermont Adaptative Ski & Sports (Killington, VT): Served lunch and participated in a variety of summer sport activities with youth and adults with disabilities.
54. 7/30/12 - Pease Greeters (Portsmouth, NH): Held a care package drive for troops passing through the Pease International Airport on their way to or from military conflicts.
55. 7/30/12 - Bridge Over Troubled Waters (Boston, MA): Made a donation.
56. 7/31/12 - Cor Unum Meal Center (Lawrence, MA): Served dinner to the poor and hungry.
57. 7/31/12 - Stop It Now! (Western MA): Made a donation.
58. 8/20/12 - The Jimmy Fund Clinic (Boston, MA): Visited with mascot Wally the Green Monster and delivered toys to the many pediatric cancer patients at the clinic.
59. 8/21-22/12 - Red Sox Jimmy Fund Radiotelethon on WEEI and NESN (Boston, MA): Hosted the 36 hour event that raised more than \$3.3 million.



60. 8/24-25/12 - Boston Health Care for the Homeless (Boston, MA): Collected new socks for the homeless as part of the Sox for Socks program.
61. 8/28/12 - Gotta Have Sole Foundation (Cranston, RI): Donated 100 New Balance sneakers for children in homeless shelters.
62. 8/29/12 - The Jimmy Fund Clinic (Boston, MA): Hosted a movie night at Fenway Park where patients and their families watched "The Sandlot" on the videoboards from the outfield grass.
63. 9/8/12 - The Huntington's Disease Society of America (Boston, MA): Raised \$2,000 and participated in a charity walk to raise awareness for Huntington's Disease.
64. 9/8/12 - YMCA Camp Weber (West Springfield, MA): Helped beautify Camp Weber.
65. 9/8/12 - Central Falls High School (Central Falls, RI): Groomed the school grounds and painted the interior of classrooms.
66. 9/8/12 - Greven Field (Proctorsville, VT): Weeded the grounds, laid new infields, and painted two new dugouts and a replica of the Green Monster.
67. 9/9/12 - Action for Boston Community Development (Boston, MA): Made a donation.
68. 9/17/12 - RESPOND (Somerville, MA): Donated and assembled dressers for the shelter, and donated curtains for the shelter's first-floor windows.
69. 9/21/12 - Operation Airways (Boston, MA): Made a donation.
70. 10/11/12 - American Red Cross New Bedford Food Pantry (New Bedford, MA): Helped prepare and distribute food for their clients.
71. 10/16/12 - Supporting Parents and Resilient Kids (SPARK) (Mattapan, MA): Wally spent time with children, and the club donated photography equipment.
72. 10/19/12 - Cops for Kids with Cancer (Boston, MA): Made a donation.
73. 10/23/12 - Rich Cronin Hope Foundation (Boston, MA): Held a bone marrow drive at Fenway.
74. 10/24/12 - Mass Audubon Society (Worcester, MA): Assisted with the upkeep of the grounds at the Broad Meadowbrook Conservation Center & Wildlife Sanctuary.
75. 10/26/12 - Habitat for Humanity (Worcester, MA): Participated in a Corporate Team Build Day, helping to build a home in Worcester.
76. 10/31/12 - Halloween at Fenway (Boston, MA): Hosted a free, public event at Fenway Park featuring trick or treat, pumpkin decorating, and other family friendly activities.
77. 11/9/12 - New England Center for Homeless Veterans (Boston, MA): To launch Veterans Day Weekend celebrations, served dinner with Wally and brought the World Series Trophies.
78. 11/10/12 - Marine Brunch (Boston, MA): Hosted Marines, veterans, and their families for a brunch and a tour of Fenway Park in honor of the birthday of the Marines.
79. 11/11-12/12 - Fenway Park Tours for Veterans (Boston, MA): Offered free tours for veterans.
80. 11/15/12 - Lowell Transitional Living Center (Lowell, MA): Prepared, provided, and served lunch to the center's clients, and helped paint the hallways of the residential shelter.
81. 11/19/12 - Family Pantry of Cape Cod (Harwich, MA): Donated 100 Thanksgiving turkeys.
82. 11/19/12 - Open Pantry (Springfield, MA): Donated 100 Thanksgiving turkeys.
83. 11/19/12 - Amazing Grace Food Pantry (Middletown, CT): Donated 100 Thanksgiving turkeys.
84. 11/19/12 - Covenant Soup Kitchen (Willimantic, CT): Donated 100 Thanksgiving turkeys.
85. 11/19/12 - Caribou Ecumenical Food Pantry (Caribou, ME): Donated 100 Thanksgiving turkeys.
86. 11/19/12 - Danforth Food Pantry (Danforth, ME): Donated 100 Thanksgiving turkeys.



87. 11/19/12 - Colebrook Area Food Pantry (Colebrook, NH): Donated 100 Thanksgiving turkeys.
88. 11/19/12 - Lincoln-Woodstock Food Pantry (Lincoln, NH): Donated 100 Thanksgiving turkeys.
89. 11/19/12 - Jonnycake Center (Peace Dale, RI): Donated 100 Thanksgiving turkeys.
90. 11/19/12 - Rhode Island Food Bank (Providence, RI): Donated 100 Thanksgiving turkeys.
91. 11/19/12 - Northeast Kingdom Community Action (St. Johnsbury, VT): Donated 100 Thanksgiving turkeys.
92. 11/19/12 - Great Falls Community Kitchen (Bellows Falls, VT): Donated 100 Thanksgiving turkeys.
93. 11/20/12 - Boston Living Center (Boston, MA): Made a donation and served dinner to people living with HIV/AIDS and their loved ones at the "Celebration of Life Thanksgiving Dinner."
94. 11/27/12 - Briarwood Children's Home (Lyman, ME): Players and Wally visited children as part of the Red Sox Holiday Road Trip.
95. 11/27/12 - Burlington Children's Hospital (Burlington, VT): Players and Wally visited patients as part of the Red Sox Holiday Road Trip.
96. 11/28/12 - Families in Transition (Concord, NH): Players helped paint rooms in a shelter as part of the Red Sox Holiday Road Trip.
97. 11/28/12 - Yale New Haven Medical Center (New Haven, CT): Players and Wally visited patients as part of the Red Sox Holiday Road Trip.
98. 11/29/12 - Hasbro Children's Hospital (Providence, RI): Players and Wally visited patients as part of the Red Sox Holiday Road Trip.
99. 12/11-12/12/12 - Hurricane Sandy Relief (New York and New Jersey): Helped clean and rebuild areas affected by Hurricane Sandy.
100. 2/7/13 - The Jimmy Fund Clinic (Boston, MA): Donated \$60,000 to celebrate the 60th anniversary of the Red Sox' adoption of the Jimmy Fund as its official charity in 1953.



FRONT OFFICE DIRECTORY

Principal Owner	John W. Henry
Chairman	Thomas C. Werner
President/Chief Executive Officer	Larry Lucchino
Vice Chairmen	David Ginsberg, Phillip H. Morse
Executive Vice President, Corporate Strategy & General Counsel	Ed Weiss

PARTNERS

Theodore Alfond	Michael Egan	Seth Klarman	Bruce Rauner	Jeffrey Vinik
William Alfond	Michael Gordon	Henry McCance	Frank Resnek	Herb Wagner
Thomas R. DiBenedetto	John A. Kaneb	Arthur E. Nicholas	Martin Trust	

Senior Advisor	Senator George Mitchell
----------------------	-------------------------

EXECUTIVE/FRONT OFFICE

Executive Vice President/Chief Operating Officer	Sam Kennedy
Executive Vice President/Business Affairs	Jonathan Gilula
Executive Vice President & Senior Advisor to the President/CEO	Dr. Charles Steinberg
Financial Advisor to the President/CEO	Jeff White
Senior Advisor/Baseball Projects	Jeremy Kapstein
Senior Advisor/Strategic Planning	Michael Porter
Vice President/Business Development	Tim Zue
Business Analyst	Kurt Zwald
Special Assistant to the Principal Owner	Sylvia Moon
Special Assistants to the President/CEO	Jon Dienstag,
.....	Dan Rea III
Executive Assistant to the President/CEO	Fay Scheer
Executive Assistants	Caitlin Bergin, Barbara Bianucci,
.....	Jackie Dempsey, Claire Durant, Leanne Nadworny
Travel Coordinator	Cynthia Page

BASEBALL OPERATIONS

Executive Vice President/General Manager	Ben Cherington
Vice President/Assistant General Manager	Mike Hazen
Vice President/Assistant General Manager	Brian O'Halloran
Vice President/Player Personnel	Allard Baird
Special Assistants to the General Manager	Pedro Martinez
.....	Jason Varitek
Traveling Secretary	Jack McCormick
Senior Advisor of Baseball Operations	Bill James
Director of Baseball Information Services	Tom Tippet
Director of Major League Operations	Zack Scott
Director of Player Personnel	David Finley
Special Assistant, Player Personnel	Eddie Bane
Assistant Director of Player Personnel	Jared Banner
Coordinator of Baseball Operations	Mike Murov
Executive Assistant, Baseball Operations	Erin Cox
Baseball Operations Assistant	Mike Regan
Software Developer, Baseball Operations	Shawn O'Rourke
Medical Director	Dr. Larry Ronan
Team Orthopedist	Peter Asnis
Coordinator of Sports Medicine Service	Dan Dyrek
Head Athletic Trainer	Rick Jameyson
Medical Operations Coordinator	Jim Rowe
Assistant Athletic Trainer	Brad Pearson
Assistant Athletic Trainer	Masai Takahashi
Strength and Conditioning Coach	Pat Sandora
Strength and Conditioning Consultant	Mike Boyle
Massage Therapists	Russell Nua, Shinichiro Uchikubo
Japanese Interpreter	CJ Matsumoto
Home Clubhouse Manager	Tom McLaughlin
Equipment Manager	Edward "Pookie" Jackson
Visiting Clubhouse Manager	Joe Cochran
Video Coordinator	Billy Broadbent
Clubhouse Assistants	John Coyne, Steve Murphy
Instructors	Jim Rice, Luis Tiant

MINOR LEAGUE OPERATIONS

Senior Director of Minor League Operations	Raquel Ferreira
Director of Player Development	Ben Crockett
Assistant Director of Player Development	Duncan Webb
Assistant Director of Florida Baseball Operations	Ethan Faggett
Player Development Consultants	Dick Berardino, Tony Cloninger,
.....	Dwight Evans, Tommy Harper,
.....	Frank Malzone, Tim Wakefield, Carl Yastrzemski
Minor League Equipment Manager	Mike Stelmach

SCOUTING

Director of Amateur Scouting	Amiel Sawdaye
Director of Professional Scouting	Jared Porter
Director of International Scouting	Eddie Romero
Assistant Director of Amateur Scouting	Gus Quattlebaum
Assistant, Amateur and International Scouting	Steve Sanders

BALLPARK OPERATIONS

Senior Director of Ballpark Operations	Pete Nesbit
Director of Security & Emergency Services	Charles Cellucci
Director of Concessions & Merchandise Operations
.....	Jeff Goldenberg
Director of Facilities Management	Jonathan Lister
Director of Grounds	Dave Mellor
Director of Grounds / Emeritus	Joe Mooney
Director of Special Projects	Fred Olsen
Director of Fenway Park Tours & Event Operations
.....	Marcita Thompson
Special Advisor to Florida Operations	Todd Stephenson
Facilities Superintendent	Donnie Gardiner
Assistant Director of Grounds	Jason Griffith
Senior Manager of Security & Emergency Services
.....	Mark Cacciatore
Manager of Special Projects	Kathleen Harrington
Manager of Facilities Maintenance	Glen McGlinchey
Manager of Grounds	Chris Williams
Asian Business Development Specialist	Mikio Yoshimura
Coordinator of Fenway Park Tours	Scott Towers
Ballpark Operations Coordinator	John Sodini
Facilities Maintenance Staff	Michael O'Connor, Thomas Carey
Security Staff	Bob Levin, Angel Santiago

CORPORATE PARTNERSHIPS AND CLIENT SERVICES

Senior Vice President/Corporate Partnerships	Troup Parkinson
Vice President/Client Services	Marcell Bhangoo
Assistant Director of Client Services	Erin Donovan
Senior Manager of Client Services	Sean Walsh
Manager of Suite Services	Kim Cameron
Manager of Hospitality	Kathleen Fleming
Coordinator of Client Services	Andrew Dennen
Coordinator of Client Services	Jeff Farmer
Coordinator of Sponsor Services	Amanda Heglin
Executive Assistant	Jeanne Bill

LEGAL

Senior Vice President and Assistant General Counsel Jennifer Flynn
Senior Vice President and Special Counsel.....David Friedman
Vice President/Club CounselElaine Weddington Steward
Legal Counsel Michelle Gewandter
Senior Manager of Legal Operations Amanda Eysie
Executive Assistant to the General Counsel Caitlin Sullivan
Executive Assistant Sarah Potts

MARKETING

Senior Vice President/Marketing and Brand Development	Adam Grossman
Director of Broadcasting	Colin Burch
Director of Marketing	Brian Sullivan
Senior Manager of Creative Services & Brand Development	
	Mike Olanow
Marketing Specialist	Meghan Ryan
Fan Club Specialist	Adam Whitfield
Marketing Assistant	Steve Oliveira

MEDIA RELATIONS

Director of Corporate Communications.....	Zineb Curran
Director of Media Relations	Kevin Gregg
Manager of Media Relations.....	Leah Tobin
Media Relations Specialist	Abby DeCiccio
Baseball Information Specialist.....	Jon Shestakowsky
Media Relations Coordinator	Peter Cohenno

PUBLIC AFFAIRS

Senior Director of Public Affairs..... Pam Kenn
Vice President/Emeritus and Team Historian..... Dick Bresciani
Director of Publications..... Debbie Matson
Assistant Director of Community and Player Relations..... Sarah Narracci
Manager of Photography..... Mike Ivins
Community Relations Specialist..... Sheri Rosenberg
Community Relations Coordinator..... Kathryn Quirk

TICKETING

Senior Vice President/Ticketing and Fenway Enterprises.....	Ron Bumgarner
Vice President/Ticketing.....	Richard Beaton
Director of Ticketing.....	Naomi Calder
Director of Premium Sales.....	William Droste
Assistant Director of Ticketing, Season Ticket Services.....	Joe Matthews
Senior Manager of Premium Sales and New Business Development.....	
	Corey Bowdree
Senior Manager of Ticket Services.....	Jenean Rombola
Senior Manager of Ticket Operations.....	Abigail Passeri
Manager of Ticket Accounting and Administration.....	Sean Carragher
Manager of Ticket Fulfillment and Systems.....	Peter Fahey
Manager of Premium Sales.....	Brendan Hankard
Premium Sales Account Executive.....	Allison Buccini
Season Ticket Holder Account Executive.....	Sarah Clark
Season Ticket Holder Account Executive.....	Mike Cometa
Season Ticket Services Coordinator.....	Benjamin Dorman
Premium Sales Services Coordinator.....	Marc Llantio
Ticket Operations Assistant.....	Lisa Lindsay

RED SOX FOUNDATION

Interim Executive Director and Director of Special Events.....Gena Borson
Senior Manager of Programs and Grants.....Rico Mochizuki
Senior Program Manager, Red Sox Scholars.....Justin Prettyman
Academic Manager, Red Sox Scholars.....Matthew Jasie
Manager of Accounting.....Martin Caswey
Manager of Red Sox Retreats, Ron Burton Training Facility.....Ron Burton, Jr.
Coordinator of Red Sox Foundation.....Tyler Petropoulos
Executive Assistant & Event Planner.....Ania Burke

RED SOX OWNERSHIP



JOHN W. HENRY, Principal Owner

John W. Henry, an avid baseball fan, often refers to baseball as an “affair of the heart.” Known throughout the game as an involved and passionate owner, he believes the people of New England have always been and will always be the true owners of the Boston Red Sox. Mr. Henry views his role as a steward of New England’s beloved baseball team, charged with the responsibility on and off the field of ensuring the Red Sox continue to win World Championships while further enhancing the relationship between the community and the team.

Mr. Henry actively collaborates with Tom Werner and Larry Lucchino on a variety of aspects of the baseball experience.

“Larry Lucchino is my role model when it comes to baseball executives. His track record is impeccable. His commitment and passion for excellence on the field, creating fan-friendly environments, and setting standards for community involvement make our ownership of the Red Sox something I look forward to each day.

“Tom Werner and I are like brothers. We talk every day about ideas on how to improve everything from the New England Sports Network to the length of the grass on the field. We are blessed with an incredibly strong ownership group that loves the Red Sox.”

On December 20, 2001, the Boston Red Sox partners voted unanimously to sell 100 percent of the team’s interests to an investment group headed by Messrs. Henry and Werner. The Major League clubs approved the ownership transfer from the Yawkey Trust and limited partners January 16, 2002. The sale closed February 27, 2002. World Series Championships in 2004 and 2007 have highlighted the stunning first eleven seasons for Mr. Henry and his partners.

The 2004 team captivated an adoring and faithful Red Sox Nation with the greatest comeback in baseball history, all the more satisfying after being heart-broken the previous year in Yankee Stadium when Aaron Boone ended a dramatic seven-game championship series to decide the pennant.

The club that never quit, even when down three games to none to the archrival Yankees, won four straight—in breathtaking fashion—to capture the pennant, then captured four more in a row to sweep the St. Louis Cardinals, giving the Red Sox their first world title since 1918 and sending millions into delirium. The achievement came less than a thousand days (973) after purchasing the club.

In 2005, the Red Sox reached the postseason for the third consecutive year, a first in the franchise’s rich 105-year history.

In 2007, Boston won its first American League East Division title since 1995 and posted an 11-3 postseason record to become the first two-time World Champion of the 21st century.

In 2008, the Red Sox returned to the playoffs for the fifth time over a six-year period. The team also drew three million fans for the first time at Fenway Park while setting a major league record for consecutive home sellouts.

The next year, the club reached the postseason—again for the third consecutive year—and sixth time in seven years. Boston notched its 500th consecutive sellout at Fenway Park on June 17 and finished the regular season with 550 straight sellouts, dating back to May 15, 2003. The club’s sellout streak has reached 793 straight games through the 2012 season.

During his tenure, only two clubs in Major League Baseball have won 1,000 games—the Boston Red Sox and the New York Yankees. And of those two, only the Red Sox have won two World Series Championships.

Mr. Henry not only set out to win multiple World Series, but to make sure the Red Sox were active participants in the community. As a result, during his tenure, the club’s community relations department has set records in the number of appearances arranged for players in the community, and the amount of authentic memorabilia donated to non-profit organizations in New England to help them raise funds.

Immediately after taking ownership, Mr. Henry and his partners founded – and funded – the Red Sox Foundation. The Red Sox Foundation is the largest and one of the fastest growing team charities in Major League Baseball. Though a relative newcomer to the New England philanthropic community, it has won numerous awards for its imaginative outreach and impact, including the 2009 national award for “Best Sports Charity” from the Robert Wood Johnson Foundation and the Sports Philanthropy Project. In 2010 it was recognized by Major League Baseball with the inaugural “Commissioner’s Award for Philanthropic Excellence” for the Red Sox Scholars program, the Foundation’s educational cornerstone.

Supported through generous donations from Mr. Henry, along with Mr. Werner and their partners, as well as corporate sponsors and fans attending fundraising events, the Red Sox Foundation has quickly become a powerful philanthropic force in this community. Over the past 11 years, it has committed more than \$50 million to health, education, recreation, military, and social service programs primarily benefitting at-risk children and families.

With his passion and enthusiasm for baseball, Mr. Henry is accessible to the media and fans. He's often seen moving throughout ballparks in Spring Training and during the regular season. He sits in many areas of Fenway Park, from the Bleachers to the Green Monster Seats to the seats near the dugouts, and has greeted fans at the gate. That exposure and interaction helped inspire the improvements that have widened the concourses, reduced concession lines, and augmented the restrooms at Fenway Park.

"I love to listen to and interact with fans," Mr. Henry said. "Perhaps not every fan can identify with me, but I think I can identify with most of them because I've been a passionate baseball fan all my life. I know that even the best baseball team cannot win every night, but I want to make sure our fans win every night—that they enjoy as many aspects of our game, our tradition, and the Fenway experience as they can. If they don't, I want to know why and see what I can do to address their concerns immediately. It is the New England fans and their representative media that have created the romance, mystique, and passion that we all feel when the words 'Boston Red Sox' are spoken."

Mr. Henry has garnered a wealth of experience—and nine championship rings—at three different levels in his 25 years (through 2012) in baseball at an ownership level. Prior to purchasing the Red Sox, he was chairman and sole owner of the Florida Marlins. He was also a limited partner of the New York Yankees, and was chairman and majority owner of the Tucson Toros of the Triple-A Pacific Coast League.

Mr. Henry also formed a co-ownership with Boca Raton, FL attorney Don Sider in the West Palm Beach Tropics of the Senior Professional Baseball League. The Tropics, managed by former Red Sox manager Dick Williams, posted a league-best 52-20 record in his one-year ownership, led by Hall of Famer Rollie Fingers and All-Stars Toby Harrah, Dave Kingman, Mickey Rivers, and Al Hrabosky.

For more than 31 years, Mr. Henry has served as chairman of John W. Henry & Company, Inc., which he founded in 1981. He has served on the Board of Directors of the Future Industry Association, National Association of Futures Trading Advisors and the Managed Futures Trade Association. He was elected to the Futures Industry Association's Hall of Fame as a recognized leader in alternative asset financial product innovation.

Mr. Henry is Principal Owner of Fenway Sports Group, formerly New England Sports Ventures (NESV). On October 15, 2010, Fenway Sports Group acquired 100% of Liverpool Football Club (LFC), one of the world's most historic sporting institutions. Fenway Sports Group owns a portfolio of companies that includes LFC, Boston Red Sox, New England Sports Network, Fenway Sports Management, and Roush Fenway Racing.

In early 2002, he purchased a home in Boston. Born in Quincy, IL, John spent most of his childhood in Forrest City, AR, where his parents owned a farm. He was a dyed-in-the-wool baseball fan growing up, listening to St. Louis Cardinals broadcaster Harry Caray on the radio. At age 9, he saw his first major league game at Sportsman's Park in St. Louis—the very city where he would see his own Boston Red Sox celebrate in triumph after completing the greatest comeback in baseball history.

RED SOX OWNERSHIP HISTORY

Charles W. Somers	1901-02
Henry J. Killilea	1903-04
John I. Taylor	1904-11
James R. McAleer	1912-13
Joseph J. Lannin	1913-16
Harry H. Frazee	1917-23
J.A. Robert Quinn	1923-33
Thomas A. Yawkey	1933-76
Jean R. Yawkey	1976-77
Jean R. Yawkey:	1978-80
Haywood Sullivan,	
Edward G. LeRoux Jr.	
Jean R. Yawkey Trust:	1981-86
Haywood C. Sullivan,	
Edward G. LeRoux Jr.	
Jean R. Yawkey Trust:	1987-93
Haywood Sullivan	
Jean R. Yawkey Trust	1994-2002
The Henry-Werner Group	2002-present



THOMAS C. WERNER, Chairman

In the 11 seasons that Tom Werner has been Chairman of the Boston Red Sox, the club has saved Fenway Park, won two World Series, and sold out nearly 800 consecutive games, by far the longest streak in baseball history. He has also been instrumental in establishing and overseeing the Red Sox Foundation, which has already distributed more than \$50 million and created award-winning programs to benefit the people of New England.

Fenway Park, the first ballpark to ever celebrate its 100th anniversary, might not have reached that milestone in 2012 without the vision of Werner, who led the only potential ownership group seeking to save the shrine now regarded as "America's Most Beloved Ballpark." Later joined by Principal Owner John W. Henry and President/CEO Larry Lucchino, the leaders and their partners won the bid on December 20, 2001, and completed the purchase on February 27, 2002. On March 23, 2005, after the first three years of substantial annual improvements to the park, Henry, Werner, and Lucchino committed to Fenway Park for the long haul, an event that has inspired major investment in the rejuvenated neighborhood for which the ballpark is named.

Werner's compassion has helped lead the Red Sox Foundation to record heights. The club's philanthropic arm is the largest in baseball and the largest of Boston's sports teams. Its Red Sox Scholars program earned Major League Baseball's first-ever Commissioner's Award for Philanthropic Excellence.

After watching the interaction between Red Sox players and wounded soldiers at Walter Reed Army Hospital in Washington, D.C., following World Series victories in 2004 and 2007, Werner was inspired to spearhead the creation of the Home Base Program. The partnership with Massachusetts General Hospital, with collaboration from the Department of Defense and the Department of Veterans Affairs, provides veterans from wars in Iraq and Afghanistan with meaningful treatment of post-traumatic stress and traumatic brain injury.

Werner is also proud of the baseball fields named in memory of young Red Sox fan Teddy Ebersol that the foundation built along the banks of the Charles River.

The foundation is a major benefactor of the Jimmy Fund, whose legendary partnership with the Red Sox celebrates its 60th anniversary in 2013. Under the current ownership group, the club created the annual Red Sox/Jimmy Fund radiotelethon on WEEI and NESN and launched title sponsorship of the Pan-Mass Challenge.

Beyond his 11 years with the Red Sox, Werner has been a respected baseball owner among his peers for 22 years. He entered Major League Baseball by leading the group that purchased the San Diego Padres in 1990.

His love of the Red Sox was kindled long before, however, when as a freshman at Harvard in the autumn of 1967, the New York native became enraptured in the "Impossible Dream" team's improbable journey to the World Series. He fell in love with the Red Sox--and with Fenway Park.

For his Visual Studies class at Harvard, he created a documentary showing the crescendo of Opening Day at Fenway Park, from the quiet, quaint park at rest to its vibrant, colorful climax. The project was an early milestone on his way to a phenomenally successful career that has included his enshrinement in the Television Academy Hall of Fame.

Embodying the values of integrity and quality, Werner and his partner, Marcy Carsey, have helped create such popular series as "The Cosby Show," "A Different World," "Roseanne," "Third Rock From the Sun," "Cybill," "Grace Under Fire," and "That '70s Show."

It was Werner who said that Bill Cosby's character, originally slated to be a limo driver, should instead be a professional man. That instinct, which led to Felicia Rashad's character also becoming a professional, changed the sociological impact of the series on America. Reverberations of that impact continued when the show's spin-off, "Different World," set at Hillman College, a fictional historically black college, led to a dramatic increase in matriculations to HBCs.

Before starting CarseyWerner, credited with almost 2,000 hours of quality television, the duo was working for ABC television when they discovered Robin Williams in a comedy club and launched his career in "Mork and Mindy." They also provided opportunities to such talents as Tom Hanks ("Bosom Buddies"), Billy Crystal ("Soap"), Danny Devito, and Tony Danza (both in "Taxi").

In addition to his membership in the Television Academy Hall of Fame, Werner (born April 12, 1950) received the Lifetime Achievement Award from the Producers Guild of America. His company has earned 24 Emmy Awards, 11 People's Choice Awards, and numerous Golden Globes, Humanitas Prizes, and Peabody Awards.

In 2000, Werner, Carsey, and their partner Caryn Mandabach joined forces with Geraldine Laybourne and Oprah Winfrey to start Oxygen, a 24-hour cable channel serving the modern woman. Acquired by NBC in late 2007, Oxygen is one of the fastest-growing cable networks ever, now in almost 65 million homes.

Since 2001, when Werner and his partners purchased the Red Sox, Fenway Park, and 80% of the New England Sports Network, NESN has more than doubled the amount of original programming that it airs, and it now telecasts nearly 300 live events.

In addition to his role with NESN, Werner was also appointed to the board of the MLB Network, which debuted in 2009. A longtime active contributor to Major League Baseball, he has been a member of the Executive Council and was a leader in the establishment of the Wild Card, of which the 2004 club was an historic beneficiary. Werner is now on the board of Major League Baseball Enterprises and Major League Baseball Properties.

This past January, for his leadership and dedication to the game, Werner received the Dave Winfield Humanitarian Award from the Professional Baseball Scouts Foundation at the organization's annual "In the Spirit of the Game" Sports and Entertainment Spectacular.

Werner spends much of the year in Boston, where he has a residence. He has served on many boards, including the White House Fellows Commission. He currently serves on the Crossroads School Board and the Board for After School All Stars, a program helping more than 92,000 at-risk youth engage in after school activities. He also serves on the board of the Ron Brown Scholar Program, which offers scholarships to African-American high school seniors who have demonstrated social commitment and leadership potential.



LARRY LUCCHINO, President/CEO

Larry Lucchino was named President/CEO of the Red Sox at the closing of the purchase of the team in February, 2002. Previously President/CEO of the Baltimore Orioles (1988-93) and the San Diego Padres (1995-01), Lucchino is a veteran of 34 years in Major League Baseball. With the Red Sox, Lucchino manages the franchise on a day-to-day basis with the active involvement of, and in collaboration with, Principal Owner John W. Henry and Chairman Tom Werner.

He has won rings with each franchise. The Orioles won the 1983 World Series, the Padres won the 1998 National League Pennant, and the Red Sox won both the 2004 and the 2007 World Series. The historic victory in 2004 ended Boston's 86-year championship drought.

In his 24 full seasons as a President/CEO, his clubs have a winning record of 1,964-1,743 (.530), have reached post-season play eight times (1996, 1998, 2003, 2004, 2005, 2007, 2008, 2009), have won three pennants, and two World Series. In those 24 seasons, attendance has improved over the previous year 16 times and the franchises have set club attendance records 13 times, including an 8 year stretch with the Red Sox, topping 3 million for the first time in Red Sox history in 2008, and again surpassing 3 million in 2009, 2010, 2011, and 2012.

Lucchino is the first President/CEO to win pennants for two different franchises - let alone in two different leagues - since Hall of Fame executive Larry MacPhail more than 50 years ago with the Brooklyn Dodgers (1941) and the New York Yankees (1947). They are the only two to have done so. (Al Rosen won pennants as President/CEO of the Yankees in 1978 and as President of the San Francisco Giants in 1989, but Bob Lurie was the Giants' CEO. Dave Dombrowski won pennants as GM of the Florida Marlins in 1997 and as President/GM of the Detroit Tigers in 2006 and 2012.)

In addition to running championship franchises and setting attendance marks, Lucchino has earned a legacy for creating ballparks that have transformed the ballparks' role in the fan experience, influence on franchise value, and place in the community.

His vision for the design of Oriole Park at Camden Yards - a traditional, old-fashioned, asymmetrical, intimate downtown ballpark with modern amenities - ushered in an era of revolutionary ballpark architecture and ambiance responsible in part for the game's resurgence since 1992.

He also had the vision for the ballpark that saved baseball in San Diego. Petco Park, designed to look and feel like San Diego, was approved in a 1998 landslide vote on Proposition C, a campaign that Lucchino spearheaded. As much as the Padres needed a ballpark, the city needed a catalyst to redevelop an under-utilized 26-block area in the city's downtown. As promised, a ballpark revitalized a key neighborhood, as it had done in Baltimore (and, subsequently, in other cities). The design of the park was completed in August, 2001, and construction was well underway when Lucchino left the Padres for the Red Sox after the 2001 season.

Subsequently, he was instrumental in pulling together the ownership group that joined John Henry and Tom Werner in their successful effort to purchase the Red Sox, announced on December 20, 2001. While every other group that sought to purchase the Red Sox advocated a replacement for venerable Fenway Park, the group led by Henry, Werner, and Lucchino was the only one that committed itself to save - and improve - America's most beloved ballpark. The ownership group officially formalized its commitment to keep Fenway Park long term on March 23, 2005.

Over the course of a 10 year-long project (ending during the 2011 offseason), Lucchino helped to oversee many changes to preserve, protect and improve Fenway Park. Such successful additions included: the Green Monster Seats, the Right Field Roof Seats, Dugout Seats, the Yawkey Way Concourse, the Big Concourse, the Third Base Concourse, the First and Third Base Decks, the EMC Club, the State Street Pavilion, renovations of the premium suites, the Left Field Coca Cola Corner, the Bleacher Bar, the Royal Rooters Club, the expansion of the right field roof box section, and the installation of new high definition video display and scoring systems. These and other well-received infrastructure innovations and improvements have enhanced the fans' experience while respecting the integrity of the historic park and the surrounding neighborhood.

On the heels of this 10 year improvement project, Fenway Park celebrated its 100th Anniversary in 2012, highlighted by an official birthday party on April 20, 2012 with a large-scale pregame ceremony featuring over 200 living Red Sox alumni. The game between the Red Sox and the New York Yankees was 100 years to the date of the first game played at Fenway Park when the Red Sox and Yankees (then named the New York Highlanders) first opened the ballpark in 1912.

While setting attendance records with all three franchises, Lucchino has made his mark in the cutting-edge marketing of baseball. His efforts at regionalization in Baltimore expanded the Orioles' fan base from 2 million to 6 million. In his 14 years with the Orioles, the season ticket base increased from 1,600 to 28,000 plus a 13,000-person waiting list.

In his seven years with the Padres, the season ticket base more than doubled from 5,081 to 12,380 through 2000. Under his leadership, the Padres recorded their top four all-time attendance figures at Qualcomm Stadium in his last four years there (1998-2001).

In his 11 seasons in Boston, the club has set franchise attendance records in eight of eleven years, and has sold out 793 straight games dating back to May 15, 2003. This streak is the longest in the history of Major League Baseball, a record established on September 8, 2008, with sell-out #456, breaking the previous MLB record of 455, set by the 1995-2001 Cleveland Indians.

Each of the three franchises he has served as chief executive has established a major charitable foundation during his tenure (The Orioles Foundation, The Padres Foundation, and The Red Sox Foundation). Under his leadership, each franchise has re-invigorated its philanthropy, its community relations efforts, and its ballpark ambiance to ensure that all fans feel welcome. In November of 2010, the Red Sox and the Red Sox Foundation were given league wide recognition when they were named the recipients of the inaugural Commissioner's Award for Philanthropic Excellence.

Lucchino's passion for ballparks is rivaled by his drive for baseball's internationalization. In 1997, he pioneered a ground-breaking relationship in Japan with the Chiba Lotte Marines, and helped organize the Red Sox' first trip to Japan in March, 2008 when they opened the MLB regular-season with two games at the Tokyo Dome. In addition, he previously arranged the efforts to play Major League Baseball's first regular season games in Mexico (1996) and Hawaii (1997) and established baseball's first International Opening Day in Monterrey, Mexico in 1999. He was an early, active supporter of the World Baseball Classic, and also serves on Major League Baseball's International Committee.

He has served on MLB's Restructuring Committee, the American League's Cable Television Committee, and as Chairman of the Player Development Contract Negotiations Committee. He was a member of the Realignment Committee and the Commissioner's Blue Ribbon Task Force on Baseball Economics, which released its recommendations for attacking the game's economic and competitive balance issues in July, 2000.

In recognition for "long and meritorious service to baseball" over three decades in the game, Lucchino was awarded the Judge Emil Fuchs Award by the Boston Baseball Writer's Association at their 72nd annual BBWAA dinner on January 20, 2011.

Born in Pittsburgh, Lucchino was an All-City League basketball player and a second baseman on the Pittsburgh city championship baseball team at Taylor Allderdice High School. He graduated with honors from Princeton University and is a graduate of the Yale Law School. At Princeton, he was a member of two Ivy League championship basketball teams.

In 1974, he joined Williams and Connolly, the law firm founded by his mentor, friend, legendary sportsman, and trial attorney Edward Bennett Williams. He became a partner in 1978 and specialized in sports law and litigation. He was general counsel to the Washington Redskins, of which Williams was president and part owner, and was a member of the Redskins Board of Directors from 1979 to 1985. When EBW bought the Orioles on August 2, 1979, Lucchino became vice president/general counsel. EBW named him president in May, 1988, to rebuild the club's baseball and business operations. Lucchino was an owner of the Orioles from 1989 until the club was sold at the end of the 1993 season, and of the Padres from December, 1994 to 2002.

The avid sportsman has the unique distinction of earning World Series rings (Orioles, '83; Red Sox, '04, '07), a Super Bowl ring (Redskins, '83), and a Final Four watch (Princeton, '65). Lucchino has been active in numerous civic and charitable efforts in Baltimore, San Diego, and Boston, with particular, active involvement in the research and treatment of cancer. Here in Boston, he is a board member and served as the co-chair of the Dana Farber Cancer Institute's \$1 billion "Mission Possible" Capital Campaign, which reached its goal in 2009, and is also on the board of Special Olympics International.

VICE CHAIRMEN



DAVID GINSBERG, Vice Chairman

David Ginsberg became Vice Chairman of the Red Sox upon the closing of the Red Sox acquisition on February 27, 2002. He is also Vice Chairman of Fenway Sports Group (FSG) (the holding company that owns the Boston Red Sox, New England Sports Network (NESN), the Liverpool Football Club (LFC) and indirectly 50% of Roush Fenway Racing (RFR). In addition, he is Vice Chairman of the Liverpool Football Club and a member of the board of directors of RFR. During 2002 to 2010, Mr. Ginsberg headed up the FSG finance committee and provided advice and assistance to Principal Owner John Henry, Chairman Tom Werner and President/CEO Larry Lucchino on business, financial and investment banking issues. He was primarily responsible for arranging and managing

FSG's credit facilities and determining FSG's interest rate strategy. Ginsberg played an integral role in the negotiation and execution of the acquisition of the Red Sox, NESN, LFC, RFR and the sale of the Florida Marlins. He had previously been Vice Chairman of the Florida Marlins starting in 1999.

Beginning in December 2010, Ginsberg joined FSG on a full time basis continuing in the above roles. In addition, Ginsberg is primarily responsible for the ongoing and close oversight of LFC's financial activities. Ginsberg also oversees all merger and acquisition activities contemplated or conducted by FSG; all FSG borrowings, credit facilities and interactions with FSG's lenders and other major financial institutions and is the point-person primarily responsible for coordinating FSG's real estate strategy and for overseeing all FSG real estate transactions. Ginsberg is also a member of the Overseers Board of the Red Sox Foundation and Mass General Hospital Home Base Program which is dedicated to improving the lives of veterans of the Afghanistan and Iraq wars who suffer from deployment related stress and traumatic brain injury.

Ginsberg was a Managing Director and a Founding Partner of Raptor Group Holdings from 2008-2010, an investment management company. From 2006-2008 he was the Managing Director of the Special Opportunities Group at Tudor Investment Corp. He served as the Special Advisor to the Chairman and as a Director at John W. Henry & Company (JWH) beginning in 1999 until June 2002. Before joining the Marlins and JWH, Ginsberg was a private investor and consultant. At Global Asset Management (GAM) in London, he started and served as the Managing Director of the Multi-Manager Group, one of the largest groups specializing in hedge funds, from its inception in 1989 until 1995. Prior to joining GAM, he was Vice President in charge of the Mergers and Acquisitions Advisory Group at the National Westminster Bank USA, where he began his career as a corporate lender in 1981.

A native of Winthrop, MA, he graduated from The Northfield Mount Hermon School and received a B.A. from Kenyon College. He later received an M.B.A. with a concentration in finance from the Boston University Graduate School of Management.



PHILLIP H. MORSE, Vice Chairman

Phillip Morse was named Vice Chairman in 2004 and has been a partner in the Boston Red Sox since 2002. Morse grew up in Danvers, MA and has two brothers living in the Boston area. He attended the University of Maine and played baseball for the Black Bears. Upon graduation in 1964, Morse was hired by Liberty Mutual Insurance Company in Boston. In late 1966, he worked in sales for a Glens Falls, NY based small medical device company. In 1969, Morse founded North American Instrument Corporation, a company focused on the development, manufacturing and sales of the first transparent fluid delivery system for coronary angiography, the Morse Manifold. By 1994, the firm had grown into NAMIC U.S.A. Corporation, an 800-employee designer and manufacturer

of a wide array of medical devices for interventional cardiology and radiology. NAMIC made an initial public offering in 1991, and established operations in the Commonwealth of Puerto Rico in 1992 and in the Republic of Ireland in 1993. Morse served as NAMIC's Chairman until its sale to Pfizer, Inc. in 1995. Today, NAMIC U.S.A. is a member of the Anglo Dynamic's family and after more than 40 years, the Morse Manifold continues to be used in more than 70 percent of all cardiac catheterization procedures.

After retiring from NAMIC in 1995, Morse founded Heritage Creations, Inc., a group of companies dedicated to providing premium quality products and services to premier private, public and resort golf courses, clubs and golf pro shops worldwide.

Morse retired from the board of directors of Evergreen Bank, a division of Banknorth, N.A., and was a former director of The Business Council of New York State, Inc. He is a generous contributor to numerous medical, athletic and educational charities, having made a gift of an artificial turf stadium field to the University of Maine. In a combined effort with his friend, the late Harold Alfond, a former Red Sox partner, his alma mater now has an outstanding athletic facility in which to play football, soccer and lacrosse. Over five years ago, Morse turned 43 acres of woodlands in Glens Falls, NY into an athletic complex with a field house, nine tennis courts, two baseball fields, three

VICE CHAIRMEN, CONTINUED

softball fields, four fields for soccer and lacrosse and donated it to Glens Falls High School.

The Morses, who live in Jupiter, FL, have three daughters all of whom live or work in Boston and the surrounding communities. With a growing number of grandchildren, now a total of six, the Morses remain busy dividing their time between Boston, Wells, ME, Lake George, NY and Florida.

PARTNERS



Theodore Alfond



William Alfond



Thomas DiBenedetto



Michael Egan



Michael Gordon



Seth Klarman



Henry McCance



Art Nicholas



Bruce Rauner



Frank Resnek



Martin Trust



Jeffrey Vinik



Herbert Wagner

Not Pictured: **John Kaneb**

SENIOR ADVISOR



Sen. George Mitchell



SAM KENNEDY, EVP/Chief Operating Officer, Boston Red Sox President, Fenway Sports Group

In 2013, Sam Kennedy enters his 12th season with the Boston Red Sox. Currently he is EVP/Chief Operating Officer of the Red Sox, and he also serves as President of Fenway Sports Management. The Brookline, MA native was among the first executives that Red Sox President/CEO Larry Lucchino brought with him from the San Diego Padres to join his partners John Henry & Tom Werner in Boston shortly after acquiring the Red Sox from the Yawkey Trust. Since joining the Red Sox in March of 2002, Kennedy has been an instrumental part of the revitalization of the Red Sox brand, the financial stability of the franchise and the preservation and protection of Fenway Park. Kennedy and his staff

have dramatically increased all club revenue streams over the past decade. At the close of the 2012 season, the club has sold out 793 consecutive games at Fenway Park, dating back to May, 2003. Kennedy and his team have set the industry standard in the area of corporate sponsorship, premium seating, merchandising and they have established Fenway Park (celebrating her 100th anniversary in April) as one of the premier destinations in New England for non-baseball events such as concerts, outdoor hockey games, soccer matches and corporate functions.

Reporting directly to Lucchino, Kennedy oversees the club's general business matters including Ticketing (sales, operations and service), Corporate Sponsorship, Broadcasting, Marketing, Social Media, Advertising, Fenway Enterprises (non-baseball activities at Fenway Park) and all Client Service. In 2003, he helped conceive and execute the successful sales and marketing plan for the new "Legends Suite" at Fenway Park, the Dugout Seats innovation, and new tasteful advertising positions above the Green Monster. In 2004 Kennedy secured a long-term partnership with Anheuser-Busch that was instrumental in the creation of the new Right Field Roof Seats at Fenway. In 2005 he was charged with developing the sales and marketing plan for the new club seats at Fenway Park that debuted in 2006. Kennedy also secured long-term naming rights deals for the EMC Club and the State Street Pavilion at Fenway Park. In 2009, he oversaw the successful negotiations with the National Hockey League and Hockey East to stage the 2010 "Bridgestone NHL Winter Classic" and "Sun Life Frozen Fenway" NCAA division one outdoor ice hockey games at Fenway Park. In addition to ice hockey, 2010 also saw the return of professional soccer to Fenway Park when Kennedy and his team arranged for an international friendly between Celtic FC & Sporting Lisbon. In 2011 Kennedy was a member of the team that developed the business plan for the Red Sox new Spring Training home in Fort Myers, FL and he led the successful negotiations with JetBlue Airways to name the new facility "Jet Blue Park at Fenway South". Kennedy brought Frozen Fenway back to the ballpark in January of 2012 as nearly 100,000 people came through the gates to watch ice hockey and skate at Fenway over a 16-day period. In July 2012 Kennedy facilitated a friendly between the storied Liverpool Football Club and AS Roma in front of a sell-out crowd at Fenway Park, a celebrated part of Liverpool's North American summer tour. He also serves as a member the Red Sox Budget Committee, and as the club's business liaison to Major League Baseball Properties and Major League Baseball Advanced Media.

In 2004, Kennedy helped create Fenway Sports Management (FSM), formerly Fenway Sports Group, which has emerged as one of the most well respected international sports sales representation agencies in its seven year history. FSM is one of the portfolio of companies owned by Fenway Sports Group, which includes the Boston Red Sox, Liverpool FC, New England Sports Network and Roush Fenway Racing. As FSM's President, Kennedy has P & L responsibility and oversees Finance, HR, Legal, Sales, Corporate Consulting and Marketing. FSM's client roster includes the Boston Red Sox, NESN, RFR, Liverpool FC, Boston College, Major League Baseball Advanced Media, the Deutsche Bank Championship and NBA superstar LeBron James.

Kennedy was a key member of the Fenway Sports Group team that acquired 100% of Liverpool Football Club on October 15th, 2010. Kennedy worked closely with Fenway Sports Group principal owner John Henry and Chairman Tom Werner on the acquisition of one of the world's most important sporting institutions, further positioning Fenway Sports Group as one of the world's most prestigious sports & entertainment companies around the globe. FSM is now charged with growing LFC's commercial operations around the globe. In 2011 Kennedy and his team negotiated the largest uniform supplier partnership in the history of the English Premier League with Warrior Sports.

In October 2007, Sam was named as one of the Boston Business Journal's 40 under 40 Award recipients, which recognizes 40 of Boston's best and brightest young professionals. In January of 2008, 2010 and again in January of 2013, Kennedy was selected as one of Sports Business Journal's Forty under 40 Award recipients. This national honor placed him in the company of the most influential and creative young professionals in the business of sports. Kennedy has been recognized throughout his career for hiring and retaining exceptional talent at the Red Sox and FSM.

Prior to joining the Red Sox, Kennedy was the Padres' Executive Director/Corporate Partnerships and Broadcasting. Originally hired as an account executive in 1996, he tripled sponsorship revenues from 1996-2001. Kennedy oversaw the sale of signage at Qualcomm Stadium (home of the Padres, Chargers, Super Bowl XXXII and other events), virtual advertising, promotional programs, broadcast media and print advertising. He also played an integral role in securing financing and developing the sales and marketing strategy for the Padres' new downtown ballpark,

Petco Park. Before joining the Padres, he sold radio advertising for WFAN 660AM and WABC 770AM in New York. Sam attended Trinity College in Hartford, CT, where he played baseball and earned a degree in American Studies in 1995. At Brookline High School, he played ice hockey and was the captain of the baseball team. In 2004, Kennedy was sworn in as a board member on the Massachusetts Governor's Committee for Physical Fitness and Sports. Sam serves on the board of the Wellesley Youth Hockey Association (he also serves a coach) and The Greater Boston Chamber of Commerce. Sam and his wife of thirteen years, Amanda, reside in Wellesley, MA with their nine-year-old son, Jimmy, and eight-year-old daughter, Ally.



BEN CHERINGTON, Executive Vice President/General Manager

Ben Cherington was named Executive Vice President/General Manager of the Boston Red Sox on October 25, 2011, the 11th General Manager in club history. He is entering his 16th season in Major League Baseball and his 15th season in the Red Sox organization, and most recently served as Boston's Senior Vice President and Assistant General Manager since January 2009. In that role, he worked closely with Theo Epstein on all Major League personnel matters, including evaluation and analysis, player acquisition, and contract negotiation.

The 38-year-old Cherington previously held the position of Red Sox Vice President/Player Personnel beginning in January 2006. He oversaw amateur scouting and player development in addition to consulting on all Major League player acquisitions. While in charge of the club's farm system, the Red Sox developed several players on the current Major League roster including Daniel Bard, Clay Buchholz, Felix Doubront, Jacoby Ellsbury, Jon Lester, and Dustin Pedroia. Under his watch, Boston's 2006 draft was named the best in the Majors by Baseball America. From 2006 to 2008 the Red Sox drafted several current major leaguers including Bard, Nick Hagadone, Ryan Kalish, Casey Kelly, Ryan Lavarnway, Justin Masterson, Will Middlebrooks, Josh Reddick, and Anthony Rizzo.

Cherington acted as Red Sox co-General Manager, along with Jed Hoyer, from December 12, 2005 through January 19, 2006. In that time, the Red Sox completed a trade that brought Josh Beckett and Mike Lowell to Boston from the Florida Marlins.

He began his professional baseball career with the Cleveland Indians as an advance scout in 1998 and joined the Red Sox organization in 1999 as a Mid-Atlantic area scout before becoming a baseball operations assistant that May. Cherington has also served as Boston's coordinator of international scouting, assistant director of player development and director of player development.

During Cherington's tenure with the organization, the club has received numerous awards, including being named Sporting News' Team of the Decade following the 2009 season.

A native of Meriden, NH, Cherington pitched for Lebanon (NH) High School and graduated with a degree in English from Amherst College, where he played four years of varsity baseball. He also spent a year as an assistant coach for his alma mater while working towards his Master's Degree from the University of Massachusetts' Sport Management Program.

Cherington sits on the advisory board for Good Sports, a Boston-based non-profit that distributes sports equipment to community organizations offering programs to disadvantaged youth, and has run the Boston Marathon and the New York Marathon in support of the charity. He has also participated in the Pan-Mass Challenge, which benefits the Dana-Farber Cancer Institute, and the 9K Run to Home Base, which raises funds for the Red Sox Foundation and Massachusetts General Hospital Home Base Program, and has contributed to numerous other Boston area charities. Cherington and his wife Tyler have a daughter named Adwen Hudson.

RED SOX GENERAL MANAGERS

1933-47	Eddie Collins	1984-93	Lou Gorman
1948-58	Joe Cronin	1994-2002	Dan Duquette
1959-60	Bucky Harris	2002	Mike Port (interim) ³
1961-62	Dick O'Connell ¹	2002-05	Theo Epstein
1963-65	Mike Higgins ²	2005-06	Ben Cherington/Jed Hoyer ⁴
1965-77	Dick O'Connell	2006-2011	Theo Epstein
1978-83	Haywood Sullivan	2011-present	Ben Cherington

- (1) GM position was eliminated in 1961-62. Executive VP of Business and Baseball Operations Dick O'Connell assumed the role.
- (2) Higgins was Executive Vice President in charge of baseball while O'Connell maintained oversight of the business side. O'Connell was named General Manager on 9/16/65 when Higgins resigned.
- (3) Port was named interim General Manager on 2/28/02.
- (4) Epstein left the Red Sox from 10/21/05-1/19/06. Cherington and Hoyer were named co-General Managers on 12/12/05 and served in that capacity until Epstein's return.



JONATHAN GILULA, Executive Vice President/Business Affairs

Jonathan Gilula has served as Executive Vice President/Business Affairs since October, 2009. In 2013, Gilula enters his 16th season in Major League Baseball and 11th as a member of the Boston Red Sox organization. Gilula oversees all ballpark operations, event operations, fan services, game entertainment, video production, information technology and Florida business operations activities of the Club. He also manages the relationships between the Red Sox and key business partners, including ARAMARK, Fenway Park's concessionaire, and Twins '47, the operator of the Official Red Sox Team Store.

Gilula has worked closely with President/CEO Larry Lucchino in directing the club's effort to preserve and protect Fenway Park, which celebrated its 100th Anniversary in 2012.

Since 2002, the team has added capacity, created space for new fan-friendly features and amenities, and improved the infrastructure both within and around the ballpark. Gilula has played a key management role in the design and construction process, and in the creation of business operating plans for the major Fenway Park Improvements, which were formally completed in 2011. The list of projects completed during the 10-year major annual improvement process includes the Green Monster Seats, the Big Concourse, the Right Field Roof, the EMC Club, the State Street Pavilion, renovation of the private suites, repair and waterproofing of the lower seating bowl and bleachers, and the installation of three state-of-the-art High Definition video displays and scoring systems.

Gilula has assisted with the coordination of the club's real estate activities, which have focused on ensuring that development activities in the surrounding Fenway neighborhood are complementary to the ballpark. To that end, he has negotiated agreements that have resulted in the addition of popular year-round restaurants such as Game On!, The Bleacher Bar, and Jerry Remy's Sports Bar and Grill.

Gilula is an active participant in the planning and implementation of non-traditional, ancillary uses of Fenway Park including popular events such as summer concerts, Futures at Fenway (minor league baseball games featuring Red Sox affiliates) and the Cape Cod League All-Star Game. Gilula played a vital role in the preparation and execution of the first-ever ice hockey events to take place at Fenway Park highlighted by the 2010 Bridgestone NHL Winter Classic and the Sun Life Frozen Fenway college games, which featured the first-ever outdoor women's college hockey game. Gilula and his team once again transformed the grounds at Fenway into a hockey rink in January 2012 for the return of Sun Life Frozen Fenway activities that included several well-attended college and high school hockey games. Additionally, Gilula has overseen the successful conversion of the Fenway Park field into a soccer pitch. During the summer of 2010, the Celtic Football Club faced the Sporting Club of Portugal in an international friendly, the ballpark's first soccer match since 1968. Soccer returned to Fenway Park in July, 2012 when the Liverpool Football Club and A.S. Roma played a popular international friendly match in front of a sell-out crowd.

Gilula was responsible for overseeing the design, construction and business planning of JetBlue Park at Fenway South, the new Red Sox Spring Training and player development complex in Lee County, FL which opened for the 2012 Spring Training season. The new complex, a state-of-the-art, single-site facility designed to meet the long-term needs of the organization and to create the premier Spring Training complex for both players and fans, represents a significant statement of commitment by the team to Southwest Florida keeping the Red Sox in Lee County for at least the next 30 years.

Gilula originally joined the Red Sox in October, 2002, as Special Assistant to the President/CEO, and in that capacity he worked on a number of special projects including the annual Fenway Park Improvements, the refurbishment of the previous homes to the Red Sox Spring Training facilities in Lee County, FL, and the construction of the Red Sox Academy in the Dominican Republic.

Gilula began his baseball career in June, 1998, when Lucchino, then President/CEO of the San Diego Padres, hired him to work on the planning and development of the team's new ballpark and the surrounding neighborhood. As Director of Ballpark Development, Gilula coordinated all aspects of the design and construction of Petco Park, the home of the Padres, which opened in downtown San Diego in 2004.

Gilula was born in New York City, NY and grew up in La Jolla, CA. He graduated with a degree in Politics from Princeton University in 1998, where he was captain of the varsity tennis team in 1997 and 1998. He serves on the Board of Trustees of the Pan-Mass Challenge, the nation's largest athletic fundraiser, which has raised \$338 million for cancer research and treatment through the Jimmy Fund since its inception in 1980. In January 2011, Gilula was selected as one of Sports Business Journal's "Forty Under 40" Award recipients, an honor that recognized him as one of the best young talents in the business of sports.

Jonathan resides in Boston with his wife, Robin, and their daughter, Brin.



**DR. CHARLES A. STEINBERG,
Executive Vice President & Senior Advisor to the President/CEO**

Dr. Charles Steinberg returned to the Red Sox on February 17, 2012, after four years away—two with the Los Angeles Dodgers and two with the Commissioner of Baseball.

In his previous six seasons in Boston, as Executive Vice President for Public Affairs, Steinberg was a creative force in the franchise's fan-friendly attitude, good will, market outreach, and communications. Among his responsibilities and innovations were the Opening Day ceremonies (including the presentation of the world championship rings in 2005), players greeting fans at the gates, the Father's Day Catch at Fenway, the Celebration of the Life of Ted Williams, the creation of the Fenway Ambassadors program, as well as community events on September 11, Halloween, Veterans Day, Thanksgiving, Christmas, the birthdays of Dr. Martin Luther King, Jr. and Jackie Robinson, and Valentine's Day. Upon his return in 2012, he helped orchestrate the celebration of the 100th Anniversary of Fenway Park on April 20, the tribute by the Boston Pops at Symphony Hall May 24, and the Celebration of the Life of Johnny Pesky on September 22.

When he first arrived in Boston, together with the new ownership in 2002, Steinberg helped cultivate the passionate Red Sox Nation fan base and contributed to the improvements that enabled the ownership to save Fenway Park. In the community, Steinberg helped re-energize the club's award-winning and record-setting efforts, creating the Red Sox Scholars program (college scholarships for Boston middle schoolers), the Boston Area Church League, and Red Sox Children's Retreats.

In 2010 and 2011, Steinberg worked directly for Commissioner Allan H. (Bud) Selig, serving as Senior Advisor to the Commissioner of Baseball for Public Affairs. In 2008 and 2009, Steinberg was Executive Vice-President/Marketing & Public Relations (Chief Marketing Officer) for the Los Angeles Dodgers. Before joining the Red Sox in 2002, he was Executive Vice-President/Public Affairs for the San Diego Padres, for whom he worked from 1995 through 2001. He started his career spending 19 years with his hometown Baltimore Orioles, rising from intern to head of Public Relations.

With all four clubs, Steinberg has been responsible for the fan experience in the ballpark and in the community. He has headed the clubs' public relations and outbound marketing, ballpark entertainment and special events, community relations and advertising, television and video production, and in each case, created innovative fan services departments. Each of the four franchises established attendance records during his tenure.

In Los Angeles, he established the Dodgers Ambassadors, orchestrated the 2008 Opening Day Ceremonies that paid tribute to the club's 50th Anniversary in Los Angeles, helped execute the club's historic trip to China in March, 2008, and their Guinness World Record attendance of 115,300 at the Los Angeles Memorial Coliseum to benefit cancer research. He was instrumental in creating a three-day musical tribute at the Hollywood Bowl before 50,000 people celebrating the Dodgers' 50th Anniversary, wrote the copy that is immortalized on the club's star on the Hollywood Walk of Fame, and developed an annual tribute to Jackie Robinson, as he had done in Boston, on the pioneering Hall of Famer's birthday. The Dodgers led the major leagues in attendance in 2009.

In San Diego, Steinberg had similar responsibilities and was a contributor to the city's successful campaign to build franchise-saving PETCO Park. He also created the Padres Scholars, a similar scholarship program to the Red Sox Scholars.

Steinberg won an Emmy Award for the television production of the story of the 1998 National League Champion Padres, and a Telly Award for the video of the 1989 Orioles.

On the field, Steinberg helped orchestrate the finale of Baltimore's Memorial Stadium in 1991, the opening of Oriole Park at Camden Yards in 1992, and the ceremonies surrounding the 1993 All-Star Game. He also started the planning of Cal Ripken's "Streak Week" festivities and created the celebration of the career of Hall of Famer Tony Gwynn in 2001. He was instrumental in the creation of Rick Dempsey's performance of "Old Time Rock and Roll" in Baltimore, the playing of "Hell's Bells" heralding Trevor Hoffman's entrance in San Diego, the daily playing of "Sweet Caroline" in Boston, and the playing of "Don't Stop Believing" in Los Angeles.

He has earned five championship rings: World Championships with Baltimore (1983) and Boston (2004, 2007), and league championships with the '79 Orioles and '98 Padres. In his two years in Los Angeles, the Dodgers reached the National League Championship Series both years. He has been involved in postseason play 10 times.

The Baltimore native's baseball career began at age 17 with an internship from Gilman School arranged with the Orioles' Jack Dunn III, grandson of the man who first signed Babe Ruth. He was Hall of Fame Manager Earl Weaver's statistician for six years and continued that position with manager Joe Altobelli through the Orioles' World Championship season of 1983.

Steinberg created Orioles Productions, the club's first video department, in 1985, and its first customer service department in 1993 before ultimately heading its public relations department.

He worked for the Orioles while earning his undergraduate degree from the University of Maryland and his doctorate from Maryland's dental school, and continued his front office work while also assuming the role of team dentist. In 1982, Steinberg became a founding and charter member of the Academy for Sports Dentistry. It was with the Orioles in 1979 that he first worked with Larry Lucchino, whom he followed to San Diego and Boston.

A musician and songwriter, Steinberg's compositions have been recorded by Marilyn McCoo & Billy Davis Jr, former Chicago lead singer Bill Champlin, and others. He served on the board of the San Diego Symphony and performed "Take Me Out to the Ballgame" on the Fenway Park organ during Jimmy Buffett's concerts in 2004. He was part of a group that sang on the Dropkick Murphys' hit song, "Tessie," and had a cameo with Drew Barrymore in the Farrelly Brothers' hit film, "Fever Pitch."



ED WEISS, Executive Vice President/Corporate Strategy & General Counsel, Fenway Sports Group

Ed Weiss was named General Counsel of Fenway Sports Group ("FSG") in September 2009. In that capacity, Weiss has oversight of all legal matters for the companies in FSG's portfolio, including the Boston Red Sox, New England Sports Network (NESN), Fenway Sports Management (FSM) and the Liverpool Football Club of the English Premier League (acquired in 2010); he maintains offices both at Fenway Park and at NESN's headquarters. At the close of 2012, Weiss added the additional title of Executive Vice President for FSG's corporate strategy, to reflect his broader responsibilities within FSG.

Previously, Weiss had been Senior Vice President and Deputy General Counsel of Time Warner Inc. where he had been for over a decade. Weiss was responsible for all litigation, regulatory and intellectual property issues across the company worldwide. He also handled Time Warner's significant antitrust issues, including any transaction and merger clearances, served as a key advisor on business and intellectual property issues related to digital content distribution, and maintained oversight of all FCC legal issues. Weiss had begun his tenure at Time Warner with Time Warner Cable in 1996, overseeing all litigation and antitrust matters for that cable operator.

Before joining Time Warner, Ed had served as a commercial litigator at the law firm of Cravath, Swaine and Moore in New York City, where he worked on many litigation and antitrust counseling matters. Immediately following law school, he also served as a law clerk to the Honorable Jay C. Waldman, a federal judge in Philadelphia, PA, assisting with a wide variety of criminal and civil matters.

A native of Norwood, MA, Weiss graduated magna cum laude from Harvard College in 1988, concentrating in History and Economics, and received his J.D. cum laude from the University of Pennsylvania Law School in 1991. At Penn Law, he was a member of the Law Review and served as its Managing Editor. During law school, he also was a law clerk with Morgan, Lewis & Bockius in Philadelphia. He is currently a board member of Greater Boston Legal Services and the Roger Williams University Law School and is a trustee of Xaverian Brothers High School in Westwood (his alma mater).

Weiss resides in Weston, MA with his wife, Susan, daughters, Nina (13) and Elizabeth (11), and son, Timmy (8).



RON BUMGARNER, Senior Vice President/Ticketing and Fenway Enterprises

Ron Bumgarner was named Senior Vice President/Ticketing and Fenway Enterprises in February of 2012, overseeing all ticketing and sales for the club, after serving as Senior Vice President/Ticketing from 2010-11. Previously, Bumgarner was the club's VP/Ticketing since January, 2006.

A veteran of 21 years in Major League Baseball, Bumgarner started his career with the Baltimore Orioles in 1991 in the sales and services departments. Under current Red Sox President/CEO Larry Lucchino, he was part of the team responsible for executing the relocation of season ticket holders from Memorial Stadium to Camden Yards and played

a key role in building a league-leading season ticket base of 28,000 full season equivalents and a waiting list of over 13,000. In addition to his success on the sales front, Ron designed and implemented many of the suite and premium package offerings at the new facility.

When Lucchino took over the San Diego Padres, Bumgarner followed in 1995 as Assistant Director of Sales. In this role, he and his staff tripled the Padres' season ticket base, doubled the group sales attendance to more than 500,000 (3rd-best in MLB) and became a model for small-market teams. Promoted to Director of New Ballpark Sales in 1999, Bumgarner was the architect of the new ballpark's sales plan, critical to securing financing for what is now Petco Park. He helped design the park's popular, unique seating "neighborhoods."

In 2003, Bumgarner joined Lucchino in Boston and has been instrumental in the club's record-breaking success from a business perspective, including an MLB record 793 consecutive sellouts and an attendance increase in seven consecutive seasons through 2009. Bumgarner has played a vital role in the club's approach to generate revenues

through new, creative business initiatives. He has been a key force in the integration of new technology and analytics, the development of aggressive marketing campaigns, the increased emphasis on “non-baseball” events at Fenway Park and the overhauled philosophies regarding fan interaction.

He and his wife, Jenny, have two daughters, Shelby and Stella.



LAWRENCE CANCRO, Senior Vice President/Fenway Affairs

Larry Cancro has served as Senior Vice President/Fenway Affairs since 2003. The veteran of 35 years in Major League Baseball, including 28 years with the Red Sox, is responsible for government and neighborhood relations and concerts at Fenway Park. Cancro was Vice President of Sales and Marketing from January 1996-2003. He joined the Red Sox in 1985 as Director of Marketing and became Vice President of Marketing in February of 1990.

During Cancro's tenure in sales and marketing, the Red Sox set six club season attendance records. He started the Friendly Fenway fan program that resulted in fan favorites like “Sweet Caroline” and “Dirty Water.” He was on the Red Sox 1999 All-Star Game Task Force and is the creator of Wally the Green Monster™.

Cancro is a member of the board of directors of the Greater Boston Convention and Visitors Bureau and serves as chairman of their sports advisory committee. He is on the advisory boards of the Boston University Athletic Department and the School of Medicine. He is also the President of the New England Chapter of Autism Speaks and is a member of the Board of Directors for Melmark-New England. Cancro currently serves on the Executive Council of the Mass Sports and Entertainment Commission.

In 2012 Larry was the recipient of the Boston University Arts & Sciences Distinguished Alumni Award and the Boston University Athletic Department Roger “Moose” Washburn Memorial Award.

He graduated from Boston University with a B.A. in psychology. In 1978, Cancro began his career in pro baseball with the Eastern League Jersey Indians and he joined the Atlanta Braves in 1979. He resides in Andover, MA with his wife, Luise. They have two daughters, Laura Marie and Lisa.



STEVE FITCH, Senior Vice President/Chief Financial Officer

Steve Fitch enters his 19th season in Major League Baseball, 11th with the Red Sox. He is in his 5th year as Chief Financial Officer and Senior Vice President. Since joining the club in March, 2003, he has assumed numerous diverse leadership roles including VP of Human Resources, VP of Finance and VP/Controller. He oversees all financial and accounting activities of the club, including cash management, payroll, budgeting, reporting and taxation. He interacts with other senior executives to orchestrate organizational goals and to ensure that short and long term strategic initiatives are developed and implemented. Fitch is responsible for the club's risk management and banking needs, and works in conjunction with independent accounting and auditing firms and regulatory agencies to ensure overall financial compliance.

Fitch also oversees multiple related entities and played an active role in the financial negotiations for JetBlue Park at Fenway South, the Red Sox spring training venue in Lee County, Florida. In addition, he serves as the Treasurer for the newly formed 501(c)(3), Fenway Park Living Museum Fund, Inc. He was instrumental in the establishment and start-up of the entity and leads all operational activities.

Prior to joining the Red Sox, Fitch was the Executive Director of Finance for the San Diego Padres working under the leadership of CEO Larry Lucchino. His primary responsibilities were budgeting, financial statement reporting, staff management, MLB reporting and club representative for the Diverse Business Partners Program. Additionally, he was actively involved with the initial financial and accounting set up for the Padres' downtown ballpark, Petco Park.

Fitch is a Michigan native and earned his Bachelor of Science degree from Central Michigan University. Prior to his career in baseball, he worked in public accounting before transitioning to the manufacturing and retail industries as a corporate controller. He has been a Certified Public Accountant since 1989 and is a member of the AICPA, Massachusetts Society of Certified Public Accountants, and the Michigan Association of Certified Public Accountants.

Fitch resides in North Reading with his wife, Sherry, and sons, Jack and Andrew.



JENNIFER FLYNN, Senior Vice President/Assistant General Counsel

Jennifer Flynn was named Senior Vice President/Assistant General Counsel in January, 2010. She is entering her 13th season with the Red Sox and is responsible for handling a broad range of legal matters relating to the Club's day-to-day operations and its activities at Fenway Park, including negotiating arrangements with key business partners.

In addition to her role with the Red Sox, Ms. Flynn holds the position of Deputy General Counsel for Fenway Sports Management (FSM), the sales and marketing arm of Fenway Sports Group, the parent company of the Red Sox. In her role with FSM, she is responsible for negotiating arrangements relating to FSM's property representation and sponsorship sales business, and its new venture initiatives.

Jennifer is also involved with other entities affiliated with Fenway Sports Group, such as its majority owned regional sports network, NESN. In her capacity with NESN, she handles negotiations for various content rights deals and provides counsel in connection with original programming initiatives. She also works closely with Fenway Sports Group's General Counsel on corporate legal matters relating to Fenway Sports Group and its affiliates.

Ms. Flynn grew up in Wellesley, MA, attended Wellesley High School and Frankfurt International School, and then earned her Bachelor's Degree from Bowdoin College where she was a member of the varsity basketball and softball teams. She received her Juris Doctor from Boston College Law School and is admitted to the Massachusetts Bar. She also serves on the Board of Directors for Make-A-Wish Foundation of Massachusetts. In 2011, she was selected as a Forty Under Forty honoree by the Boston Business Journal. Ms. Flynn resides in Boston with her husband, Andy Miller.



DAVID FRIEDMAN, Senior Vice President/Special Counsel

David Friedman is Senior Vice President/Special Counsel for the Red Sox and Senior Counsel for the club's parent corporation, Fenway Sports Group. He handles a variety of legal matters, including regulatory compliance issues and oversight of litigation, and he assists with the club's interactions with Major League Baseball and other Major League teams on a variety of legal-related issues. Friedman also handles a range of legal and business matters for the Red Sox Foundation, and he works on government affairs matters in conjunction with the club's Fenway Affairs department.

In addition to his legal department and Foundation roles, Friedman has handled a range of special projects for the club, including work on books and other elements of Fenway Park's 100th anniversary celebration in 2012 and creation of the Fenway Park Living Museum Fund, a new non-profit organization dedicated to preserving and displaying historic memorabilia and promoting public awareness and education about the history of Fenway Park.

Friedman previously served as First Assistant Attorney General for Massachusetts, where he advised A.G. Martha Coakley and managed an office of 490 staff, supervising all aspects of civil and criminal law enforcement and representation of state agencies. Before that, from 2003 to 2006, he served as Counsel and Chief Policy Advisor to Massachusetts Senate President Robert E. Travaglini, where he worked on the state's landmark health care legislation, economic development policy, and a broad range of other issues. Friedman also worked for several years in private practice at the law firm of Hill & Barlow, and he served as a law clerk to U.S. Supreme Court Justice John Paul Stevens and federal appeals court Judge Michael Boudin.

Friedman is a graduate of Harvard College ('93), where he won the World Universities Debating Championship, and Harvard Law School ('96), where he was President of the Harvard Law Review. He has served on several non-profit boards, including Zoo New England and the Commonwealth Shakespeare Company, and he is a Lecturer at Harvard Law School, where he has taught courses involving government, management and leadership issues. He lives in Newton with his wife, Jennie (an ophthalmologist), and their sons, Daniel and Robbie.



ADAM GROSSMAN,
Senior Vice President/Marketing and Brand Development,
Boston Red Sox & Fenway Sports Management

Adam Grossman serves as Senior Vice President, Marketing and Brand Development.

In this role, Grossman is responsible for directing strategic marketing and branding for the Red Sox, and plays a vital role in managing all key Red Sox marketing programs including advertising, branding, broadcasting, social media and fan analytic initiatives. He also directs the club's fan loyalty programs including Red Sox Nation and Red Sox Kid Nation.

Grossman began his career with the Red Sox in 2002 and was named Special Assistant to President and CEO Larry Lucchino in 2004. He was promoted to Vice President of Marketing in 2008 and oversaw the club's advertising campaigns, worked with MLB International on all aspects of the team's presence in Japan and played a key role in expanding event opportunities at Fenway Park, including the "Futures at Fenway" minor league doubleheader games, which brought the first official minor league games to the ballpark.

Prior to his current role, Grossman spent three years with the National Football League (NFL) as Senior Vice President of Public Affairs for the Miami Dolphins. During his tenure with the team, Grossman oversaw all Dolphins marketing efforts and worked extensively on the club's rebranding in partnership with the NFL. He oversaw the organization's community relations, events and entertainment and government affairs departments as well as the Miami Dolphins Foundation. In this capacity, Grossman expanded the club's traditional marketing strategies and integrated grassroots initiatives with the team's community and philanthropic endeavors, greatly contributing to the Dolphins eclipsing the 50,000 season ticket mark for the first time since 2007. He also developed the Miami Dolphins Special Teams volunteer force and the Miami Dolphins "Touchdown for Life" Blood Drive, which became Florida's largest one-day blood drive. He was also instrumental in the expansion of Fins Weekend, the Foundation's annual golf and fishing fundraiser, as well as the implementation of the Dolphin Cycling Challenge that raised more than \$1.5 million for cancer research in its first two years.

Grossman received a BA in Public Policy from Duke University in 2002, where he co-founded a student-led organization to improve all aspects of the Durham Bulls Youth League (DBYAL) and spearheaded a \$450,000 renovation project to refurbish two baseball fields in Durham's inner city. He later went on to attend Harvard Business School as a part of their Program for Leadership Development, Executive Education in 2009.

Grossman is an active member of the community and serves on the board of the Mass Mentoring Partnership. He has also a two-time rider in the Pan Mass Challenge. Grossman and his wife Candy reside in Boston with their daughter, Stella.



TROUP PARKINSON,
Senior Vice President/Corporate Partnerships

Troup Parkinson was promoted to Senior Vice President, Corporate Partnerships in February 2011 after three years as the Vice President of Client Services. From 2004 until 2008, Parkinson was the club's Director/Client Services. Prior to joining the Red Sox in 2002, Parkinson spent four years with Octagon Marketing working in various areas including event management, client relations, corporate consulting, sponsorship sales and public relations.

In his current role, Parkinson heads up the club's corporate partnerships operation, securing new business, formulating local marketing strategies and renewing corporate relationships. He also continues to oversee the client services department, which includes

managing relationships with all Red Sox limited partners, corporate sponsors, season suite holders, EMC Club members, Dugout Seat holders and State Street Pavilion Club members.

In 2005, Parkinson worked on the creation/branding of both the EMC Club and State Street Pavilion Club while also designing the hospitality plan, benefit structure and overall client experience. He was instrumental in the seat relocation and sales process for the EMC Club and SSP Club from the former .406 Club during the 2005 off-season.

In the winter of 2006, the club began a two-year project focused on the renovation of all 45 season suites. Parkinson and his staff spearheaded the sales effort and also developed the hospitality plan. He attended St. Lawrence University in Canton, NY where he earned a bachelor's degree in Sociology in 1998. Parkinson and his wife, Alexandra, reside in Wellesley, MA with their two sons, Oscar and Fletcher.



ALLARD BAIRD, Vice President/Player Personnel

Allard Baird was recently named Vice President, Player Personnel and continues to be a key voice on all player personnel decisions. In 2011, Baird served as the Vice President, Player Personnel/Professional Scouting, overseeing the Red Sox professional scouting department in addition to his player personnel responsibilities. Previously, Baird was Assistant to the General Manager, a position he held since November 1, 2006. In that role, he ran the pro scouting operation and served as an advisor to Executive Vice President/General Manager Theo Epstein on all facets of the club's baseball operations. Baird was a special assignment scout for Major and minor league coverage as well as the amateur draft.

Baird, 51, joined the Boston organization in July, 2006 as a special assignment scout. He served as Senior Vice President and General Manager of the Kansas City Royals from June 2000-May 2006, the fifth GM in franchise history. In October of 2012, Baird was inducted to the Southern Arkansas University Sports Hall of Fame. In 2003, he was honored with the Negro Leagues Baseball Museum's Rube Foster Award as the American League Executive of the Year. Baird was also a member of the Baseball Olympic Selection Committee for the 2000 Gold medal winning team.

Overall, Baird spent 18 years in the Kansas City organization beginning as a minor league hitting coach as well as an infield instructor in 1988. He then served as Territorial Scouting Supervisor in Florida from 1990-92 and as National Scouting Cross-Checker from 1993-1997, when he was appointed Special Assistant to the General Manager. In 1998, he was appointed to Assistant General Manager. During his scouting tenure, he was responsible for signing outfielder Johnny Damon.

Prior to joining the Royals, Baird served as head baseball coach at Broward (FL) Community College for two years after beginning his coaching tenure in 1985 as an assistant at Southern Arkansas University, where he also played. A native of Rochester, NH, Baird makes his home in the off season in Miami, FL with his wife, Julie.



MARCELL BHANGOO, Vice President/Client Services

Marcell Bhangoo was recently promoted to Vice President/Client Services. In her role, Bhangoo oversees the areas of sponsor services and premium services at Fenway Park, including all season suite holders, EMC Club members, State Street Pavilion Club members, and dugout seat holders. She also manages relationships with Red Sox limited partners. Embarking on her 16th season with the Red Sox, Bhangoo previously held the title of Director of Client Services, and managed the ticket office, ticket sales, and the ticket services team. During her time as Ticket Services Manager, she spearheaded record-breaking sales efforts from 2000 to 2006, and played a vital role in structuring organization-wide customer service efforts. No stranger to customer service roles,

Bhangoo began her tenure with the Red Sox in 1998 as an intern in the premium service areas of Fenway Park.

Bhangoo was a founding member of the Boston Red Sox Diversity Committee which works to promote diversity within and outside the organization. She also served as a founding member of the Whittier Street Health Center Foundation Board in 2011. In addition, Bhangoo currently is an active committee member of Room to Grow, a non-profit organization dedicated to enriching the lives of babies born into poverty. A graduate of Simmons College, Bhangoo resides with her husband, Raj, and daughter, Emma, in Wellesley, MA.



RICHARD BEATON, Vice President/Ticketing

Richard Beaton was promoted to Vice President/Ticketing in February 2010 after serving as the team's Director/Ticketing since 2003. He oversees the ticket operations and services departments - responsible for the sale, service, distribution and reconciliation of all tickets sold for any event held at Fenway Park and at the team's spring training facility - JetBlue Park. He also serves as the club's primary liaison to its ticket system provider Tickets.com. A veteran of 28 years with Major League Baseball, all with the Red Sox, Beaton began his career with the club as a ticket seller and quickly became the team's ticket office manager, a role in which he served for many years.

During his tenure, Beaton has played an integral role in improving and revamping each fan's ticket sale experience and access to tickets by introducing conveniences such as elements of electronic/digital ticketing, print-on-demand will call, ticket kiosk technology and also pioneered several new online sale initiatives and protocols now commonly used as industry standard by other teams. In addition, he has helped orchestrate and design some of the physical improvements in and around Fenway Park including ticket office refurbishing projects, the addition of ticket windows at the gates for game day use, and managing a number of seating configuration changes. He also collaborated with other club officials to help shape the design and operational aspects of the Red Sox Spring Training facility (JetBlue Park) at the Fenway South Player Development Complex in Fort Myers, Florida.

Under Beaton's stewardship, the team has sold 71 million tickets. By planning and executing a disciplined and detailed course/inventory management protocol, he and the entire ticketing department have played an instrumental role in guiding the team to an MLB all-time record setting 793 consecutive sellouts at Fenway Park dating back to May, 2003. Beaton has also prepared and reported the Red Sox game attendance figure for nearly every regular season and postseason home game since 1988.



CARRIE CAMPBELL, Vice President/Sales & Service for Fenway Enterprises

Carrie Campbell was named Vice President of Sales & Service for Fenway Enterprises in February of 2013 after serving as Director of Sales & Service from 2010-2012. With more than 20 years of sales, catering and event management experience, Campbell uses her expertise to sell and market Fenway Park on non game days. Her responsibilities include the marketing, booking, planning and delivery of private and public events at Fenway Park year-round. She has been a driving force in the transformation of Fenway Park into a Tier One event destination and has grown the business by 80% in just three years - thereby making Fenway Park a leader among Major League Baseball ballparks.

Prior to joining the club, Campbell worked at the Boston Harbor Hotel, a five star luxury hotel on Boston's waterfront where she was a key member of the executive team for 6 years and held the titles of Director of Catering and Director of Sales & Marketing. In this role, Campbell focused heavily on creating and sustaining a service culture, customer satisfaction, and driving both guest room and catering revenue. She was responsible for the sales, service and marketing efforts as well as training, developing and motivating a team of 14 managers. Earlier in her career, she served as the Director of Catering at the Fairmont Copley Plaza Hotel for 6 years where she handled high end political, corporate and non-profit events. Campbell also has significant experience in liaising with top donors and spearheading the planning and coordination of annual golf tournaments, fundraisers and charity walks. From her first industry job at The Hampshire House, to the Landmark Boston Harbor Hotel, to our beloved Fenway Park, Campbell has demonstrated her passion for "distinctly Boston" properties with a sense of place and history.



MIKE HAZEN, Vice President/Assistant General Manager

Mike Hazen was promoted to Vice President/Assistant General Manager in November 2011. In his role, he assists EVP/General Manager Ben Cherington in several areas of major league operations, including player acquisitions, player evaluation, contract negotiations, major league, and pro scouting. For the 2011 season, Hazen served as the club's Vice President, Player Development and Amateur Scouting, where he supervised both the organization's farm system and amateur scouting. Previously, he spent five seasons as the club's Director of Player Development beginning in February 2006 which followed five years with the Cleveland Indians organization. Hazen took over as Cleveland's Assistant Director of Player Development in September 2003 after coordinating

and overseeing Cleveland's Major League advance scouting in 2001 and 2002 and serving as the Indians Assistant Director of Professional Scouting in 2003. The Abington native played four years of varsity baseball at Princeton University and was a first-team All-Ivy League outfielder in 1997 and 1998. A 31st-round draft pick by the Padres in 1998, Hazen played two minor league seasons before joining the Indians' scouting department.

Hazen lives in Westwood with his wife, Nicole, and sons Charlie, John, Teddy and Sam.



SARAH McKENNA, Vice President/Fan Services and Entertainment

Sarah McKenna was named Vice President of Fan Services and Entertainment in January of 2008. She is responsible for Fan Services, as well as Fenway Park's game entertainment and team-related special events. Mrs. McKenna joined the Red Sox on March 1, 2002 as the Director of Fan Services and since then has helped set a new standard in the club's relationship with its fan base.

A two-time Emmy winner, she oversees the club's award-winning television and video production department, Red Sox Productions. Her responsibilities include the design and programming of in-park entertainment, the creation of video content for the Red Sox social media platform, and the production of the team's weekly television program, "The Red Sox Report," which airs regionally on NESN. In addition, she oversees Fan Services, a dedicated proactive staff that is responsible for cultivating personal relationships between the organization and its extensive fan base by ensuring a positive fan experience through customer service and entertainment.

In 2012, she was responsible for overseeing the club's efforts to celebrate the 100th anniversary of Fenway Park, a year-long celebration that included books, a documentary partnership with National Geographic, and the creation of a musical score with America's greatest composer, John Williams, and the Boston Pops. Other accomplishments include establishing Fenway Park as a Living Museum and the ceremony welcoming back Red Sox Alumni on April 20.

Mrs. McKenna started her baseball career with the Portland Rockies of the Northwest League. Prior to joining the Red Sox, she was the Government Relations Manager for the San Diego Padres. A Native of Springfield, MA, she earned her B.S. from Providence College and now lives in Hull, MA, with her husband Bill, daughter Jameson, and son Angus.



BRIAN O'HALLORAN, Vice President/Assistant General Manager

Brian O'Halloran was named Vice President/Assistant General Manager in November 2011. He assists EVP/General Manager Ben Cherington in mMajor League Operations, including player acquisitions, contract negotiations, roster management, financial analysis, MLB rule compliance, and the day-to-day management of the baseball operations department. O'Halloran was previously Vice President/Baseball Operations in 2011 and Director of Baseball Operations from 2006-2010. He joined the Red Sox as Baseball Operations Assistant in 2002. Prior to that, he served as an intern in Baseball Operations with the San Diego Padres.

The Weymouth, MA native has a BA from Colby College and an MBA from UCLA. Before working in baseball, he spent two years in Tbilisi, Republic of Georgia studying ethnic conflict and three years in Moscow, Russia supervising business operations for an international logistics company. O'Halloran is fluent in Russian and Georgian. He lives south of Boston with his wife Jean, sons Sean and Sam, and daughter Abby.




MARK SOLITRO, Vice President/Controller

Mark Solitro joined the Red Sox in June 2009 and was named Vice President and Controller in February 2011. He currently manages the daily operations of the accounting department and oversees financial statement reporting, taxation, planning and forecasting.

Prior to joining the Red Sox, Solitro served as Vice President, Finance and Chief Financial Officer for several successful software and high-tech companies in both public and private markets. A veteran of 20 years in the field of finance and accounting, he has a successful track record of building top-tier finance organizations. Solitro began his career in public accounting with PricewaterhouseCoopers LLP where he earned his CPA.

Solitro grew up in Worcester, MA and earned his Bachelor's Degree from the Wallace E. Carroll School of Management at Boston College where he graduated summa cum laude. He and his wife, Heather, currently reside in Bedford, MA with their three children, Francesca, Christina and Nicholas.



ELAINE WEDDINGTON STEWARD, Vice President/Club Counsel

Elaine W. Steward was appointed Vice President and Club Counsel on March 7, 2002. She joined the Red Sox in July 1988 as associate counsel and was named assistant general manager in January, 1990. She was named legal counsel in February of 1995, while continuing with her responsibilities as assistant general manager, and she was appointed a Vice President on January 30, 1998.

Steward is a native of New York City and graduated with honors from St. John's University in 1984 with a B.S. in Athletic Administration. While attending St. John's, she served as an intern in the New York Mets public relations department and was a member of the St. Vincent's College Honor Society. She was a recipient of the Jackie Robinson Foundation Sports Management scholarship.

Upon graduation from St. John's University School of Law in 1987, Steward was an intern in the Office of the Commissioner of Baseball through the Executive Development program. She was admitted to the New York State Bar in April of 1988 and is a member of the American Bar Association. In 1999, she was selected as one of the Ten Outstanding Young Leaders of Boston and was elected into the YWCA Academy of Women Achievers. In 2001, she received the Outstanding Alumna Award from the St. John's University Black Alumni Association. Steward is a recipient of the St. John's University President's Medal and is featured in the National Baseball Hall of Fame Women in Baseball exhibit in Cooperstown, New York.

Steward is a native of New York City and graduated with honors from St. John's University in 1984 with a B.S. in Athletic Administration. While attending St. John's, she served as an intern in the New York Mets public relations department and was a member of the St. Vincent's College Honor Society. She was a recipient of the Jackie Robinson Foundation Sports Management scholarship.

Elaine and her husband, Charles are the parents of three daughters.



AMY WARYAS, Vice President/Human Resources

Amy Waryas joined the Red Sox in November 2011 as the Vice President of Human Resources. Her responsibilities include organizational and leadership development, recruiting, compensation, benefits, diversity, employee relations and training for the Red Sox and their affiliates.

Waryas began her career with General Electric as a recruiter and trainer, and has since worked in a variety of industries, including manufacturing, consumer packaged goods, publishing and software. She has worked with companies of varying sizes, from Fortune 10 to a software start-up, where she built the HR function and department from the ground up.

Prior to joining the Red Sox, Waryas served as Director of Human Resources for The Boston Beer Company, Inc., maker of Samuel Adams beers, where she was a key member of the executive management team and led the human resources department. In this role, Waryas focused heavily on creating strong organizational development programs and enhancing the culture of this innovative public company. Now at the Red Sox, Waryas is extremely excited and proud to lead the human resources function of yet another, iconic Boston brand.

Waryas holds a Bachelor's Degree from Vanderbilt University and a Master's Degree in Industrial/Organizational Psychology from UNC-Charlotte. A native of the Boston area, she grew up in Sudbury, MA. She and her husband, Keith, currently reside in Holliston, MA with their two children.



TIM ZUE, Vice President/Business Development, Boston Red Sox & Fenway Sports Management

Tim Zue was named Vice President/Business Development, Boston Red Sox & Fenway Sports Management earlier this year. He initially joined the Red Sox in 2003 as a business analyst and helped provide financial and analytical support for the various business-related operations of the team. Over the past 10 seasons, Zue has helped the club evaluate the impact of Fenway Park renovations, ticket pricing, concession trends, and several new business ventures. In addition, he has helped set up a range of databases to help the club track inbound fan feedback and requests for support from non-profit groups. Zue also oversees and manages market research and fan survey programs.

When Fenway Sports Management (formerly Fenway Sports Group) was formed in March of 2004, Zue served in a similar role, helping evaluate the financial impact of a host of opportunities presented to FSM. More recently, as a Vice President, he oversaw the startup ventures and acquisitions within the FSM Ventures division of FSG. Under Zue's direction, the Fanfoto concept expanded from three teams to more than 30, and he led the effort to create a joint venture with Sharp Shooter Imaging to further expand the business. Since its creation in 2006, Red Sox Destinations, the FSG subsidiary that serves as the official travel provider of the Red Sox, has taken more than 14,000 fans on more than 130 different road trips to numerous ballparks throughout the country, including a trip to Tokyo, Japan in March of 2008. Zue also oversees similar fan road trip programs for the Chicago Cubs, Texas Rangers, and Washington Nationals, and Cleveland Indians as well as the Red Sox Fantasy Camp and Youth Baseball Summer Camps programs and the Salem Red Sox, the advanced class-A affiliate of the Red Sox that was acquired by FSM in 2007.

Zue received a Bachelor's Degree in Mechanical Engineering from MIT in 1999, where he won a robotics design contest and competed in an international robotics design competition in Tokyo. Prior to joining the Red Sox and FSM, he worked for Bain & Company in Boston as an associate consultant. He also taught in the Boston Public School system for four years. While there, he ran the school website, an after-school tutoring program, and an after-school basketball program for boys and girls.

Zue, a native of Winchester, MA, currently lives in Lexington with his wife, Nicole, their daughter Adelyn, and their two English bulldogs, Henry and Lulu.



RICHARD BRESCIANI, Vice President/Emeritus and Team Historian

Dick Bresciani was named Vice President, Team Historian in 2009 after serving as Vice President/Publications and Archives since 2003. Previously he was Vice President of Public Affairs, and Vice President of Public Relations since August, 1987. Bresciani joined the Red Sox in May, 1972 as assistant public relations director, became publicity director in 1978 and public relations director in 1984.

Bresciani oversees the club's historical archives and alumni, coordinates the selection of the annual national Tony Conigliaro Award recipient as well as the Red Sox Hall of Fame selection committee, and assists in the production of Red Sox publications. He is the club's liaison to the BoSox Club, the Red Sox official booster club, and is on the Board of Directors of the Cape Cod Summer Baseball League. He was chairman of the Red Sox Task Force Committee for the 1999 All-Star Game.

Bresciani was inducted into the Cape Cod League Hall of Fame in 2001 and in 2003 was inducted into the UMass Athletic Hall of Fame. He is on both Hall of Fame selection committees. In 2006, Bresciani was inducted into the Red Sox Hall of Fame and also into the New England Italian-American Sports Hall of Fame. He was the recipient of the Boston Press Photographers Association's Sports Personality Award in 2007.

In 1997, he received the Robert O. Fishel Award for Public Relations Excellence in Major League Baseball. In 1998, Dick received an "Award of Distinction" from the Massachusetts Baseball Coaches Association for "significant contributions to the development of the youth of the community."

A graduate of Hopedale (MA) High School and the University of Massachusetts with a degree in journalism, Bresciani received the University's Alumni Award for Professional Excellence in 1994. He received the BBWAA "Good Guy" Award in 1987, the 1989 Brad Jernegan Award from the BoSox Club and the New England Intercollegiate Baseball Coaches Association's Distinguished Service Award in 1990.

Before joining the Red Sox, Bresciani was assistant sports information director at UMass for 11 years. He was also the director of public relations and statistics for the Cape Cod Summer Baseball League from 1967-71. He and his wife, Joanne, reside in Wellesley, MA.



BILL JAMES, Senior Advisor/Baseball Operations

A baseball writer since 1975, Bill James joined the Red Sox as a Senior Baseball Operations Advisor in November of 2002. He works with senior management and the baseball operations group to provide research and analysis of special projects, player contracts and on-going concerns.

The author of the annual Baseball Abstract from 1977 through 1987, Bill came to national prominence as a result of a Sports Illustrated article published in June of 1981. He is the author of more than 30 baseball books and the creator of the popular statistical summary, The Bill James Handbook, now published annually by ACTA Sports. His other contributions to the sport include the concepts of Runs Created (an estimate of the number of runs each hitter has contributed to his team), Sabermetrics (the effort to replace conjecture and speculation about issues of concern to baseball fans with objective and verifiable knowledge), Win Shares (an estimate of each player's contribution to his team's win total) and Secondary Average (a way of summarizing the other things that a player does to create runs, other than hit for average).

Bill lives in Lawrence, Kansas, with his wife of 33 years, Susan McCarthy.



JEFF WHITE, Financial Advisor to the CEO

Jeff White has worked for the Red Sox since 2002 and is responsible for advising the club's ownership and management on a variety of industry and team financial issues including revenue sharing and Boston area real estate operations. He also serves as Treasurer of the Red Sox Foundation and is a limited partner in the organization's minor league franchise in Salem, VA.

White also worked for the Tampa Bay Rays from 2002-07. From 1991-2002, he served under Commissioners Selig and Vincent as Chief Financial Officer of Major League Baseball. He structured the first industry credit line, built the financial reporting system for MLB, and developed MLB's current facilities. He worked on industry task forces and committees on revenue sharing and the introduction of the Wild Card and the expansion of playoffs.

Previously, he spent 12 years at CBS last serving as Vice President of Finance for CBS News. After CBS he was the CFO for Broadcast Music, Inc. (BMI) and then President of Child Growth and Development, an educational toy company. Outside of sports, he serves as a board member and Chairman of the Audit Committee for Convera Corp (CNVR).

For many years, White served as the Treasurer of the Baseball Assistance Team (BAT) working with Joe Garagiola, Ralph Branca, and the Board in building an endowment for the group's charitable efforts. He now serves as Treasurer of the Friends of Teddy Ebersol Red Sox Fields. He is a Trustee of Suffield Academy and Chairman of Westport (Connecticut) Baseball & Softball. White is a graduate of the University of Southern California (BA), Northwestern's Kellogg School of Management (MBA) and the University of San Francisco School of Law (JD). He is a member (inactive) of the California Bar. He and his wife, Susan, have three grown children, Erin, Sean, and Colleen.



PEDRO MARTINEZ, Special Assistant to the General Manager

Pedro Martinez was named Special Assistant to the General Manager on January 24, 2013. Martinez, a three-time Cy Young Award winner and eight-time All-Star, will assist EVP/General Manager Ben Cherington in a variety of areas of major league operations including the evaluation, mentorship, and instruction of young players throughout both spring training and the regular season.

An 18-year major league veteran, Martinez, 41, spent seven years with the Red Sox from 1998-2004 in which he went 117-37 with a 2.52 ERA in 203 games. In addition to owning the franchise's highest career win percentage at .760, he ranks third in Red Sox history in strikeouts (1,683), sixth in wins, and seventh in ERA. Martinez was an integral part of the 2004 Red Sox club that brought a World Series title to Boston for the first time since 1918.

Over his entire major league career, Martinez posted a record of 219-100 with a 2.93 ERA in 476 games for the Dodgers (1992-93), Expos (1994-97), Red Sox, Mets (2005-08) and Phillies (2009). He led all major league pitchers in ERA on five occasions, which included each of his first four seasons in Boston, in addition to 1997 with Montreal. He topped all American League pitchers in strikeouts in three years, all with the Red Sox, 1999 (313), 2000 (284) and 2002 (239). Born in Manoguayabo in the Dominican Republic, Martinez is the country's all-time leader in winning percentage (.678) and strikeouts (3,154), and ranks second only to Hall of Famer Juan Marichal in wins and ERA.



JASON VARITEK, Special Assistant to the General Manager

Jason Varitek was named Special Assistant to the General Manager on September 27, 2012. In his role, Varitek, a two-time World Champion with the Red Sox in 2004 and 2007, will assist EVP/General Manager Ben Cherington in major league personnel decisions, evaluations, and the mentorship and instruction of young players.

Over the course of his 15-year major league career (1997-2011), which was spent entirely with Boston, Varitek, 40, appeared in 1,546 games for the Red Sox, ninth-most in club history, and holds the franchise record for games caught with 1,488. Following Hall of Famers Carl Yastrzemski (23 seasons), Ted Williams (19 seasons) and Jim Rice (16 seasons), Varitek is the fourth-longest tenured Red Sox player ever to have never appeared for another major league club. Selected as the 18th full-time captain in Red Sox history on December 24, 2004, Varitek holds the distinction of catching a major league-record four no-hitters, all from different pitchers.

A three-time American League All-Star, Varitek finished his major league career with a .256 batting average with 193 home runs and 757 RBI. He is the club's all-time leader in postseason games (63) and at-bats (228), and ranks second in runs scored (37) and hits (54), and is third in RBI (33). Varitek became the first Boston catcher ever to win a Silver Slugger Award in 2005, the same year in which he won a Gold Glove Award.

Jason Varitek lives in Suwanee, GA with his wife, Catherine, and daughters Alexandra, Kendall, Caroline and Liv.

THE RED SOX REMEMBER

The club was saddened to hear of the passings of the following members of the Red Sox family who passed away in the last year:



MILT BOLLING, 82, former infielder, front office executive, and scout, on 1/19/13 in Mobile, AL. Milt appeared in 285 games for the Red Sox from 1952-57 hitting .247 (211-853) as part of a 7-year big league career. In 1961, Milt rejoined the club as a front office executive, and from 1965-94, he served as a Red Sox scout signing or assisting in the signings of Butch Hobson, Dave Stapleton, Tony Conigliaro, Billy Conigliaro, and George Scott.



JOE GINSBERG, 86, former catcher, on 11/2/12 in West Bloomfield, MI. Joe appeared in 19 games with Boston in 1961, hitting .250 (6-19). He played with 7 clubs during a 13-year major league career and was a member of the 1954 AL pennant-winning Indians.




FRANK MACKAY, 92, former press box steward, on 10/30/12 in Quincy, MA. Frank became a Fenway Park usher in the 1970s and moved to the press box before retiring in the mid 1990s. He was the recipient of the 1995 Tommy McCarthy Good Guy Award for his consistent and professional handling of his media obligations.



ED YOST, 86, former coach, on 10/16/12 in Wellesley, MA. Eddie served as the Red Sox third base coach from 1977-84, part of a 40-year big league career as a player and coach. Known as "The Walking Man" for drawing numerous bases on balls during his playing days, he served his country in the Navy during the 1945 season.




TOM UMPHLETT, 81, former center fielder, on 9/21/12 in Norfolk, VA. Tom signed with the Red Sox in 1950 and made his major league debut with Boston in 1953, hitting .283 in 137 games. He earned the club's AL Rookie of the Year honors and came in second as the league's Rookie of the Year. Overall, he spent 21 years in pro ball, 17 as a player and 4 as a minor league manager in the Twins organization from 1967-79.



BOB DIPIETRO, 85, former outfielder, on 9/3/12 in Yakima, WA. Bob appeared in 4 games with Boston in 1951, all vs. the New York Yankees, as part of a 13-year pro baseball career. In his final game with the Red Sox, he threw out Mickey Mantle trying to score on a fly ball.



LES MOSS, 87, former catcher, on 8/29/12 in Longwood, FL. In 71 games with Boston in 1951, Les hit .198. His playing career spanned 13 years with four teams. Overall, he spent 54 years in the game as a player, manager, coach, or scout before retiring in 1995.



JOHNNY PESKY, 93, former shortstop, coach, manager, broadcaster, instructor, and good will ambassador, on 8/13/12 in Danvers, MA. Johnny's 73 years in baseball included more than 6 decades with the Red Sox serving in the aforementioned capacities. In his 8-year playing career with Boston (1942, 46-52), the All-Star SS hit .313 in 1,029 games. He had 200+ hits in each of his first 3 seasons. Among the many accolades Johnny received included induction into the Red Sox Hall of Fame in its first year in 1995, having the right-field foul pole at Fenway Park officially named the "Pesky Pole" in September 2006, having his uniform No. 6 retired in September 2008, and as one of the four "Teammates" that also included Ted Williams, Dom DiMaggio, and Bobby Doerr, being immortalized in a bronze statue that stands outside Fenway.



CARL BEANE, 59, Red Sox public address announcer, on 5/9/12 after suffering a heart attack while driving his car in Sturbridge, MA. A veteran Boston sports reporter, Carl became the voice of Fenway Park in 2003 after winning a competition that was held after the 2002 season.



DENNIS BENNETT, 72, former left-handed pitcher, on 3/24/12 in Klamath Falls, OR. Dennis appeared in 63 games for Boston from 1965-67, compiling a 12-13 record. He was a member of the 1967 American League Championship Red Sox team. During his 7-year Big League career from 1962-68, he pitched for 4 teams.



MEL PARNELL, 89, former left-handed pitcher and broadcaster, on 3/20/12 in New Orleans, LA. Mel pitched for Boston from 1947-56, compiling a 125-75 record in 289 games. He won more games than any other left-handed pitcher in Red Sox history. A 2-time All-Star, who won 25 games in 1949, he threw a no-hitter in 1956 and overall was 71-30 at Fenway Park. From 1965-68, Mel served as a Red Sox broadcaster. He was inducted into the Red Sox Hall of Fame in 1997.



DAVE PHILLEY, 91, former outfielder, on 3/15/12 in Paris, TX. Dave was an 18-year Major Leaguer with 8 clubs, including Boston, with whom he finished his career in 1962. He appeared in 38 games for the Red Sox, hitting .143. He was a manager for the Red Sox minor league affiliate Waterloo Hawks in 1966.



BUD BYERLY, 92, former right-handed pitcher, on 1/26/12 in St. Louis, MO. In 18 games with Boston in 1958, Bud went 1-2 with a 1.78 ERA and 16 strikeouts as part of an 11-year major league career. He made a relief appearance in the 1944 World Series for the Cardinals (1.1 IP, 0 R).



COACHING STAFF

FULL NAME: John Edward Farrell

OPENING DAY AGE: 50 (Turns 51 on August 4)

BORN: August 4, 1962 in Monmouth Beach, NJ

RESIDES: Westlake, OH

MAJOR LEAGUE COACHING CAREER: Pitching Coach, Boston

Red Sox (2007-10); Manager, Toronto Blue Jays (2011-12);

Manager, Boston Red Sox (1st season)



MANAGERIAL/COACHING CAREER

🔴 In his 1st season as Red Sox manager, the 46th manager in club history...Returns to BOS where he was the Sox pitching coach for 4 seasons from 2007-10.

🔴 Is just the 3rd Sox manager who had a previous pro career as a pitcher...Joins Cy Young, who served as player/manager for the 1st 6 games of the 1907 season, and Joe Kerrigan, who skippered the last 43 games of 2001.

🔴 Acquired from the Blue Jays on 10/21/12 and agreed to a 3-year contract that will run through 2015...As compensation to TOR, to whom he was under contract through 2013, the Red Sox sent SS Mike Aviles and received in return RHP David Carpenter...Became the 7th manager in major league history acquired by a club while under contract to another.

🔴 Under his guidance, TOR finished 81-81 (.500) in 2011 and 73-89 (.451) in 2012...Named as the 12th manager in the Blue Jays' history on 10/25/10.

🔴 While at the helm, TOR stole 131 bases in 2011 and 123 in 2012, its highest marks in 10 years (since the club's 123 in 2002)...The 2-year total, 254, marks the 4th most in the American League during that span.

🔴 His 2011 Blue Jays club went 11-0 in extra-inning games at home...They became the 1st team to win at least 10 extra-inning games at home without a loss since 1901.

🔴 Selected as a coach on the 2011 All-Star Team by American League skipper Ron Washington.

🔴 Is 1 of 5 members from the 1988 Indians to go on to manage in the majors, along with Bud Black, Terry Francona, Charlie Manuel (hitting coach), and Ron Washington...Joins Black as the only former professional pitchers currently managing in the big leagues.

🔴 During his tenure as Red Sox pitching coach from 2007-10, the staff held opponents to an AL-low .254 AVG, led the league in strikeouts (4,771), and posted the 3rd-best ERA in the AL at 4.11 (2,637 ER/5,778.1 IP)...The Sox reached the postseason in each of his 1st 3 seasons in BOS and won a World Series Championship in 2007.

🔴 Under his tutelage, both Clay Buchholz and Jon Lester were named All-Stars in 2010.

🔴 The Red Sox led the AL in strikeouts twice while he was guiding the staff, with 1,185 in 2008 and 1,207 in 2010...The club's 1,230 strikeouts in 2009 ranked 2nd among AL leaders and are the 2nd-highest single-season total in franchise history.

🔴 In his 1st year as BOS's pitching coach in 2007, Sox hurlers led the American League with a 3.87 ERA (618 ER/1,438.2 IP), 2nd in the majors only to the Padres 3.70 mark.

🔴 Spent 5 years as Director of Player Development for the Indians from November 2001-November 2006...In that role, oversaw all elements of the club's player development system, including the organization's 6 minor league affiliates and the Latin American programs in Venezuela and the Dominican Republic...Also supervised the signing of all minor league free agents while assisting in major league player acquisitions.

🔴 On his watch, CLE earned "Organization of the Year" honors in 2003 and 2004 from *USA Today's Sports Weekly* and was named by *Baseball America* as the top farm system in 2003.

🔴 Served as assistant coach/pitching & recruiting coordinator at his alma mater Oklahoma State University for 5 seasons from 1997-2001...With the Cowboys, instilled new disciplines and methods into the program and mentored 14 pitchers that were drafted or signed as non-drafted free agents at the professional level, including 1999 National League Rookie of the Year Scott Williamson...Completed his bachelor's degree at OSU in 1996.

PLAYING CAREER

Selected by CLE in the 2nd round of the 1984 June Draft...Right-hander pitched in 116 major league games (109 starts) over an 8-year career with the Indians (1987-90, 1995), Angels (1993-94), and Tigers (1996)...Went 36-46 with a 4.56 ERA (354 ER/698.2 IP).

Tallied a 28-25 record with 12 complete games and a 3.86 ERA (209 ER/487.1 IP) in 72 games (70 starts) over his 1st 3 big league seasons from 1987-89...Won a career-high 14 games in 1988 and had a 3.63 ERA (84 ER/208.0 IP) in 1989, when he made a career-high 31 starts.

Hampered by injuries the remainder of his playing career...Missed entire 1991 and 1992 seasons with right elbow problems.

PERSONAL

Married to Sue...The couple has 3 sons, all of whom are involved in baseball: Jeremy is an infielder in the Pirates system, Shane is an amateur scouting assistant with the Cubs, and Luke is a pitcher in his senior season at Northwestern University...Also has a grandson, Kason.

Played 4 seasons of baseball at Oklahoma State University (1981-84)...Compiled an 11-2 mark with 2 saves and a 3.01 ERA his senior season, earning All Big-Eight Conference honors.

Pitched for the Cape Cod Baseball League's Hyannis club in 1982.

Graduated from Shore Regional (NJ) High School in 1980...Lettered in baseball and basketball.

IN THE COMMUNITY

Since re-joining the Red Sox as manager in October, John has been actively involved in the club's community outreach...The Monmouth Beach native traveled with members of the front office to Union Beach, NJ in December to help those whose homes were devastated by Hurricane Sandy...He also worked with the group to put on a holiday party at the Church of the Precious Blood in Monmouth Beach, where he is a member...During the offseason, he visited with patients at Boston Children's Hospital and the Jimmy Fund as part of the Sox Holiday Caravan and met with fans at the Fenway Park Holiday Fest and Christmas at Fenway event...Selected as the 2009 recipient of the Red Sox Good Guy Award from the Boston Chapter of the BBWAA, he served as a spokesperson for the Mass Mentoring Program during his 1st stint with BOS from 2007-10 and took part in several events that benefitted the Red Sox Foundation.

JOHN FARRELL'S CAREER MANAGERIAL RECORD

YEAR	CLUB	LEAGUE	W-L	PCT.	FINISH
2011	TORONTO	American	81-81	.500	4th, East
2012	TORONTO	American	73-89	.451	4th, East
Major League Totals (2 seasons)			154-170	.475	

JOHN FARRELL'S MAJOR LEAGUE RECORD

YEAR	CLUB	W-L	ERA	G	GS	CG	SHO	SV	IP	H	R	ER	HR	HB	BB	SO	WP	BK
1987	CLEVELAND	5-1	3.39	10	9	1	0	0	69.0	68	29	26	7	5	22	28	1	1
1988	CLEVELAND	14-10	4.24	31	30	4	0	0	210.1	216	106	99	15	9	67	92	2	3
1989	CLEVELAND	9-14	3.63	31	31	7	2	0	208.0	196	97	84	14	7	71	132	4	0
1990	CLEVELAND	4-5	4.28	17	17	1	0	0	96.2	108	49	46	10	1	33	44	1	0
1993	CALIFORNIA	3-12	7.35	21	17	0	0	0	90.2	110	74	74	22	7	44	45	3	0
1994	CALIFORNIA	1-2	9.00	3	3	0	0	0	13.0	16	14	13	2	1	8	10	0	0
1995	CLEVELAND	0-0	3.86	1	0	0	0	0	4.2	7	4	2	0	0	0	4	0	0
1996	DETROIT	0-2	14.21	2	2	0	0	0	6.1	11	10	10	2	1	5	0	1	0
Major Lg. Totals		36-46	4.56	116	109	13	2	0	698.2	732	383	354	72	31	250	355	12	4

ALL-TIME MANAGER TRANSACTIONS REQUIRING COMPENSATION

DATE	MANAGER	FROM	TO	WITH	IN EXCHANGE FOR
10/21/2012	John Farrell	Blue Jays	Red Sox	RHP David Carpenter	SS Mike Aviles
9/29/2011	Ozzie Guillen	White Sox	Marlins	RHP Ricardo Andres	RHP Jhan Marinez & INF Ozzie Martinez
10/28/2002	Lou Piniella	Mariners	Devil Rays	INF Antonio Perez	OF Randy Winn
11/5/1976	Chuck Tanner	Athletics	Pirates	cash	C Manny Sanguillen
11/27/1967	Gil Hodges	Senators	Mets		RHP Bill Deneshy and cash
8/3/1960	Joe Gordon	Indians	Tigers		Manager Jimmy Dykes
8/3/1960	Jimmy Dykes	Tigers	Indians		Manager Joe Gordon

FULL NAME: Arnold H. Beyeler

OPENING DAY AGE: 49

BORN: February 13, 1964 in Moab, UT

RESIDES: Ponte Vedra Beach, FL

MAJOR LEAGUE COACHING CAREER: First Base Coach, Boston Red Sox (1st season)



COACHING CAREER

- 🔥 The 2013 campaign marks his 1st on a major league staff and 10th in BOS's system.
- 🔥 Has compiled an 802-756 (.515) record and reached the playoffs 6 times in 13 seasons as a minor league manager.
- 🔥 Served 9 seasons as a manager in the Red Sox organization, leading Short-A Lowell (2000-01), Single-A Augusta (2002), Double-A Portland (2007-10), and Triple-A Pawtucket (2011-12)...Guided those clubs to a combined 585-553 (.514) record and 4 playoff appearances.
- 🔥 Became just the 3rd manager ever to lead Triple-A Pawtucket to the post-season in consecutive years in 2011-12...His 2012 team won the Governors' Cup, marking the PawSox' 1st International League Championship in 28 years...He also saw 23 of his players contribute to the Red Sox at the major league level in 2012.
- 🔥 Led Double-A Portland to a pair of Eastern League playoff berths in 2007 and 2008...Named the Eastern League's top managerial prospect by *Baseball America* in 2010.
- 🔥 Between stints with the Red Sox organization, managed the Rangers' High-A California League affiliate in Stockton (2003-04) and Bakersfield (2005), leading Stockton to the CL playoffs in 2003 and 2004...In 2006, served as hitting coach for SD's Double-A Mobile affiliate and worked as a coach under current Red Sox Latin American Coordinator, International Crosschecker Todd Claus for the West Oahu CaneFires in the Hawaiian Winter Baseball League after that season.
- 🔥 Spent 3 years coaching in the Yankees system as a batting and infield coach for Triple-A Columbus (1997) and Double-A Norwich (1998-99).
- 🔥 Served as the Florida area scout for the Tigers from 1992-96.

PLAYING CAREER

- 🔥 A middle infielder, he played 6 seasons of minor league baseball in the Tigers system from 1986-91, reaching as high as Triple-A Toledo in his final professional campaign.
- 🔥 Best season came in 1987 when he hit .285 with 20 stolen bases in 117 games at Single-A Fayetteville, playing alongside Red Sox Bench Coach Torey Lovullo.

PERSONAL

- 🔥 Has 2 children, Jordan (22) and Brady (18).
- 🔥 Graduated from Wichita State University, where he earned All-Conference honors in all 3 seasons from 1984-86 and was tabbed to the all-region team in 1985...Also attended Lamar Community College in Colorado.

FULL NAME: Brian James Butterfield
OPENING DAY AGE: 56
BORN: March 9, 1957 in Bangor, ME
RESIDES: Orono, ME
MAJOR LEAGUE COACHING CAREER: First Base Coach, New York Yankees (1994-95); Third Base Coach, Arizona Diamondbacks (1998-2000); Third Base Coach, Toronto Blue Jays (2002-07, 2010-12); Bench Coach, Toronto Blue Jays (2008-09); Third Base Coach, Boston Red Sox (1st season)



COACHING CAREER

- Named BOS's third base coach on 10/30/12...Native of Orono, ME comes to the Red Sox with 34 years of experience in professional baseball, including 16 seasons coaching at the major league level.
- Joined the Red Sox after 11 years with the Blue Jays, serving as third base coach each of the last 3 seasons, working on John Farrell's staff in 2011-12...Was also TOR's third base coach for parts of 6 seasons from 2002-07 after being named to the position on 6/3/02...Was the Blue Jays' bench coach for the 2008-09 campaigns.
- Previously served on major league staffs under Buck Showalter with the Yankees, holding the position of first base coach in 1994-95, and the Diamondbacks, where he was the third base and infield coach for 3 seasons from 1998-2000.
- Managed for parts of 6 minor league seasons in the Yankees system and compiled a 300-293 (.506) mark at Rookie Sarasota (1988), Short-A Oneonta (1989), Single-A Greensboro (1990), High-A Fort Lauderdale (1992), High-A Tampa (2001), and Triple-A Columbus (April-May, 2002).
- In 1st season as a minor league manager in 1988, earned Gulf Coast League Manager of the Year honors after guiding Sarasota to a league championship...Led his Tampa Yankees squad to a share of the Florida State League title in 2001.
- Spent 1996-97 with ARI working as a roving infield instructor, minor league manager, and scout of major league talent in preparation for the expansion draft.
- Served 4 seasons as a minor league coach in the NYY system with stops at Single-A Fort Lauderdale (1985), Triple-A Columbus (1986), Short-A Oneonta (1987), and Double-A Albany-Colonie (1993).
- Began post-playing career as a roving infield instructor in the Yankees organization in 1984, a position he also later held in 1991.

PLAYING CAREER

- Signed by the Yankees as a free agent in 1979...Played 397 minor league games over 5 seasons in the New York (1979-82) and San Diego (1983) systems while appearing primarily at 2nd base.
- Earned team MVP honors in 1981 with High-A Fort Lauderdale when he hit .286 in 94 games with 7 doubles and 27 RBI.

PERSONAL

- Married to Jan...The couple has 2 sons, John and Chris.
- Attended the University of Maine as a freshman in 1976 and lettered in baseball and basketball.
- Transferred to Valencia Community College and was named Florida Junior College Player of the Year in 1977.
- Moved to Florida Southern College for 2 years and was a member of the 1978 National Championship Team... Following his 1st professional season, returned to coach in the fall at Florida Southern in 1979 and completed his bachelor's degree in physical education at the college in 1980.
- Worked as an assistant coach at Eckerd College in 1980-81.
- Is the son of the late Jack Butterfield who at one time served as Vice President of Player Development and Scouting for the Yankees.

FULL NAME: Greg Colbrunn
OPENING DAY AGE: 43 (Turns 44 on July 26)
BORN: July 26, 1969 in Fontana, CA
RESIDES: Mt. Pleasant, SC
MAJOR LEAGUE COACHING CAREER: Hitting Coach, Boston Red Sox (1st season)



COACHING CAREER

- 🔴 In 1st season as Red Sox hitting coach after being named to the post on 11/28/12...2013 marks his 1st season on a major league staff and 1st in the Red Sox organization.
- 🔴 Spent the past 6 years with the Yankees' Single-A Charleston affiliate, serving 5 seasons as the RiverDogs' hitting coach from 2007-09 and 2011-12, and as the club's manager for the 2010 campaign.
- 🔴 The 2012 RiverDogs finished 4th in the 14-team South Atlantic League with a .268 AVG (1,230-for-4,597), 5th with a .727 OPS, and tied for 5th with 672 runs scored.
- 🔴 In only season as Charleston's manager in 2010, led the club to a 65-74 (.468) record.
- 🔴 Under his guidance, RiverDogs batters led the SAL in triples (46) and walks (495), and placed 2nd in hits (1,228), and 3rd in AVG (.260) and OBP (.337) in 2009...Charleston finished 2nd in the league in AVG (.265), OBP (.334), hits (1,254), and runs (705) in 2008.

PLAYING CAREER

- 🔴 Selected by MON in the 6th round of the June 1987 draft as a catcher...Played 13 years in the Major Leagues and hit .289 (801-for-2,769) with 98 home runs and 422 RBI over 992 career games with the Expos (1992-93), Marlins (1994-96), Twins (1997), Braves (1997-98), Rockies (1998), Diamondbacks (1999-2002, '04), and Mariners (2003)...Appeared primarily at 1st base.
- 🔴 His teams reached postseason play 5 times and he won a World Series with the Diamondbacks in 2001...Compiled a .344 AVG (11-for-32) in 21 career postseason games, including 6 with the D-backs during their 2001 title run.
- 🔴 Owns .310 AVG and .476 SLG as a pinch-hitter, both the 2nd-best career marks among players with at least 250 plate appearances in the pinch since 1974.
- 🔴 Hit for the cycle on 8/18/02 at SD while playing for ARI, collecting 5 hits including 2 home runs...Became the 1st player with a multi-homer cycle in a 9.0-inning game since Ralph Kiner did it in 1950.

PERSONAL

- 🔴 Married to Erika...The couple has 3 daughters, Danielle, Kelsey Paige and Vanessa.
- 🔴 Graduated from Fontana (CA) High School in 1987...Earned All-State honors in baseball and All-Conference honors in football...Turned down a baseball scholarship to Stanford in order to sign with Montreal.

GREG COLBRUNN'S MAJOR LEAGUE RECORD

YEAR	CLUB	AVG.	G	AB	R	H	2B	3B	HR	RBI	SH	SF	HP	BB	SO	SB	CS	E
1992	MONTREAL	.268	52	168	12	45	8	0	2	18	0	4	2	6	34	3	2	3
1993	MONTREAL	.255	70	153	15	39	9	0	4	23	1	3	1	6	33	4	2	2
1994	FLORIDA	.303	47	155	17	47	10	0	6	31	0	2	2	9	27	1	1	4
1995	FLORIDA	.277	138	528	70	146	22	1	23	89	0	4	6	22	69	11	3	5
1996	FLORIDA	.286	141	511	60	146	26	2	16	69	0	5	14	25	76	4	5	6
1997	MINNESOTA	.281	70	217	24	61	14	0	5	26	0	2	1	8	38	1	2	6
	ATLANTA	.278	28	54	3	15	3	0	2	9	1	0	1	2	11	0	0	7
1998	COLORADO	.311	62	122	12	38	8	2	2	13	0	0	1	8	23	3	3	2
	ATLANTA	.295	28	44	6	13	3	0	1	10	0	0	3	2	11	1	0	0
1999	ARIZONA	.326	67	135	20	44	5	3	5	24	0	2	4	12	23	1	1	1
2000	ARIZONA	.313	116	329	48	103	22	1	15	57	0	3	10	43	45	0	1	8
2001	ARIZONA	.289	59	97	12	28	8	0	4	18	0	0	4	9	14	0	0	3
2002	ARIZONA	.333	72	171	30	57	16	2	10	27	0	1	0	13	19	0	0	2
2003	SEATTLE	.276	22	58	7	16	1	1	3	7	0	0	0	4	16	0	1	1
2004	ARIZONA	.111	20	27	1	3	0	0	0	1	0	0	0	1	5	0	0	0
Major Lg. Totals		.289	992	2769	337	801	155	12	98	422	2	26	49	170	444	29	21	44

FULL NAME: Dana Alan LeVangie
OPENING DAY AGE: 43 (Turns 44 on August 11)
BORN: August 11, 1969 in Brockton, MA
RESIDES: East Bridgewater, MA
MAJOR LEAGUE COACHING CAREER: Bench Coach, Boston Red Sox (1st season)



COACHING CAREER

- Named the Red Sox' bullpen coach on 2/5/13...2013 will mark 1st season on the major league coaching staff...Has spent entire 22-year professional baseball career in the BOS system, including his playing career.
- Spent the past 7 seasons from 2006-12 as a major league advance scout for the Red Sox...In addition to duties as bullpen coach, will continue to assist in advance scouting for the club.
- Served as a pro scout for the Sox in 2005...Held the position of bullpen catcher for 8 years from 1997-2004.

PLAYING CAREER

- Selected by BOS in the 14th round of the June 1991 draft...The former catcher played 6 seasons in the Red Sox minor league system...Reached the Triple-A level with Pawtucket in 1995

PERSONAL

- Married to Traci...The couple has a son, Liam (12), and daughter, Avery (9).
- Graduated from Whitman-Hanson (MA) High School in 1987 where he also played football and wrestled.
- Attended both Cape Cod Community College (1987-89) and American International College in Springfield, MA (1989-91)...Hit .473 (13 HR, 87 RBI) in 42 games his senior year...Named the 1991 Division II Northeast Player of the Year and earned Northeast-10 Player of the Year honors that year...Played in the 1991 New England College All-Star Game at Fenway Park.
- Is a member of the American International College Athletic Hall of Fame...In 2011 was elected to the North-east-10 Baseball Hall of Fame.

COACHING STAFF

PRONUNCIATION GUIDE

Alfredo Aceves (a-SEV-es)	Ryan Lavarnway (la-VARN-way)
Pedro Beato (bay-AH-toh)	Juan Carlos Linares (lih-nar-es)
Arnie Beyeler (BAY-ler)	Torey Lovullo (leh-VELL-oh)
Xander Bogaerts (BOH-garhts)	Mitch Maier (MIY-er)
Craig Breslow (BREHZ-loh)	Franklin Morales (more-AH-lez)
Clay Buchholz (BUCK-holtz)	Clayton Mortensen (MOERT-in-sin)
Pedro Ciriaco (ser-REE-ah-koh)	Mike Napoli (NAHP-oh-lee)
Greg Colbrunn (KOHL-bruhn)	Daniel Nava (NAH-vuh)
Rubby (ROO-bee) De La Rosa (day lah ROH-suh)	Juan Nieves (nee-EH-vehs)
Felix Doubront (dew-BRONT)	Dustin Pedroia (pe-DROY-uh)
Jacoby Ellsbury (ELLS-bur-ee)	Jarrod Saltalamacchia (sahl-tuh-luh-MAH-key-uh)
Jonny Gomes (gohmz)	Junichi Tazawa (tah-ZAH-wah)
Mauro (MOER-oh) Gomez (GOH-mehz)	Koji Uehara (EW-eh-hara)
Alex Hassan (HASS-in)	Christian Vazquez (VAZ-kehzh)
Jose Iglesias (e-GLAY-see-uhs)	Shane Victorino (vik-toer-EE-noh)
Ryan Kalish (KAY-ish)	Oscar Villarreal (vil-uh-ree-AL)

FULL NAME: Salvatore Anthony Lovullo
OPENING DAY AGE: 47 (Turns 48 on July 25)
BORN: July 25, 1965 in Santa Monica, CA
RESIDES: Westlake Village, CA
MAJOR LEAGUE COACHING CAREER: First Base Coach, Toronto Blue Jays (2011-12); Bench Coach, Boston Red Sox (1st season)



COACHING CAREER

- In 1st season as BOS's bench coach after being named to the post on 10/26/12.
- Served as first base coach on John Farrell's staff in TOR for the 2011-12 seasons, his 1st years on a big league staff.
- Also in the Red Sox organization in 2010, managing Triple-A Pawtucket...While at the helm of the PawSox, saw 21 of his players contribute to the major league club.
- Owns a 661-609 (.520) record in 9 seasons as a minor league manager in the Indians and Red Sox systems... Guided his clubs to 4 postseason appearances and 2 league championships.
- Managed from 2002-09 in the Cleveland system, where Farrell was Director of Player Development from 2002-06...Led Single-A Columbus (2002), High-A Kinston (2003-04), Double-A Akron (2005), Triple-A Buffalo (2006-08), and Triple-A Columbus (2009).
- Took Columbus to the South Atlantic League final in his 2002 managerial debut and appeared in the playoffs each of his 1st 4 seasons, including with Kinston of the Carolina League in 2003-04 and Akron of the Eastern League in 2005.
- Named Carolina League Manager of the Year in 2004 after winning the Carolina League Championship...Followed up with an Eastern League Championship in 2005 at Akron, earning *Baseball America* Double-A Manager of the Year and Eastern League Manager of the Year honors that season.
- Joined the CLE organization in 2001 as a roving coordinator.

PLAYING CAREER

- Selected by the Tigers in the 5th round of the June 1987 draft...Played parts of 8 major league seasons with the Tigers (1988-89), Yankees (1991), Angels (1993), Mariners (1994), A's (1996), Indians (1998), and Phillies (1999).
- Primarily a 2nd baseman, hit .224 (165-for-737) with 15 homers and 60 RBI in 303 career big league games.
- Played a career-high 116 games with the Angels in 1993 when he was a teammate of John Farrell.
- Concluded career with a season in Japan for the Yakult Swallows in 2000.

PERSONAL

- Married to Kristen...The couple has 3 children: Nick, Taylor, and Connor.
- Graduated from UCLA in 1987...Named to the *Sporting News* All-America Team as a 2nd basemen that year.
- Father was a producer on the show Hee-Haw.

TORY LOVULLO'S MAJOR LEAGUE RECORD

YEAR	CLUB	AVG.	G	AB	R	H	2B	3B	HR	RBI	SH	SF	HP	BB	SO	SB	CS	E
1988	DETROIT	.381	12	21	2	8	1	1	1	2	1	0	0	1	2	0	0	0
1989	DETROIT	.115	29	87	8	10	2	0	1	4	1	2	0	14	20	0	0	1
1991	NY YANKEES	.176	22	51	0	9	2	0	0	2	3	0	0	5	7	0	0	3
1993	CALIFORNIA	.251	116	367	42	92	20	0	6	30	3	2	1	36	49	7	6	11
1994	SEATTLE	.222	36	72	9	16	5	0	2	7	0	0	0	9	13	1	0	1
1996	OAKLAND	.220	65	82	15	18	4	0	3	9	3	1	2	11	17	1	2	1
1998	CLEVELAND	.211	6	19	1	4	1	0	0	1	1	0	0	1	2	0	0	1
1999	PHILADELPHIA	.211	17	38	3	8	0	0	2	5	0	0	0	3	11	0	0	0
Major Lg. Totals		.224	303	737	80	165	35	1	15	60	12	5	3	80	121	9	8	18

JUAN NIEVES • 47 • PITCHING COACH

FULL NAME: Juan Manuel Nieves
OPENING DAY AGE: 48
BORN: January 5, 1965 in Santurce, PR
RESIDES: San Juan, PR
MAJOR LEAGUE COACHING CAREER: Bullpen Coach, Chicago White Sox (2008-12); Pitching Coach, Boston Red Sox (1st season)



COACHING CAREER

- Named BOS's pitching coach on 11/7/12.
- Joined the Red Sox after 14 seasons in the White Sox organization, including spending the last 5 years from 2008-12 as the CWS's bullpen coach.
- Working with long-time pitching coach Don Cooper, helped tutor a White Sox pitching staff that posted the 6th-best ERA in the American League (4.08) from 2008-12 with the bullpen's 3.88 ERA ranking 5th in the AL in that time...CWS's pitching staff set club records in strikeouts each of the past 3 years, including a franchise-best 1,246 K's in 2012...The White Sox' bullpen set a record with 479 strikeouts in 2011.
- In 2012, oversaw a CWS bullpen that used 8 rookies before September...Included in that group were setup man Nate Jones, who went 8-0 with a 2.39 ERA and tied for the major league lead in relief victories, and closer Addison Reed, who tied for 7th in the AL with 29 saves.
- Served 9 years from 1999-2007 as a pitching coach in Chicago's minor league system with stops at Rookie-level Tucson (1999-2001), Double-A Birmingham (2002-04), and Triple-A Charlotte (2005-07).
- Was chosen as the World Team's pitching coach for the 2006 All-Star Futures Game in PIT...In 2002, was the pitching coach for the Southern League West Division All-Star Team.
- In 1998-99, was the general manager/manager for Caguas in the Puerto Rican Winter League.
- Began coaching career in the Yankees organization, holding the positions of pitching coach with Rookie-level Tampa (1992), Short-A Oneonta (1993), and Single-A Greensboro (1994, 1996), and pitching coordinator with Double-A Norwich (1995).

PLAYING CAREER

- Signed by MIL in 1983, left-hander pitched 3 major league seasons with the Brewers from 1986-88 and compiled a 32-25 record with 1 save, a 4.71 ERA and 352 strikeouts in 94 games (81 starts).
- Set career-highs with 14 wins, 195.2 innings, and 163 strikeouts in 1987, when he ranked 5th in the American League with an average of 7.5 strikeouts per 9.0 innings pitched.
- Became the 1st pitcher in Brewers history and 1st native of Puerto Rico to throw a no-hitter when he accomplished the feat at age 22 on 4/15/87 at BAL.
- Tied for 4th in the AL with 3 shutouts as a rookie in 1986...Named Texas League Pitcher of the Year in 1985 with Double-A El Paso.

PERSONAL

- Married to Marilia...Has 4 children: Natalia, Alondra, Marilia, and Isabella.
- Graduated from Avon Old Farms High School in Connecticut in 1983...Compiled a career record of 19-1 with a 1.05 ERA in 3 years at the school...In addition to baseball, captained the cross-country and basketball teams...Is in Avon Old Farms High School's Hall of Fame.

JUAN NIEVES' MAJOR LEAGUE RECORD

YEAR	CLUB	W-L	ERA	G	GS	CG	SHO	SV	IP	H	R	ER	HR	HB	BB	SO	WP	BK
1986	MILWAUKEE	11-12	4.92	35	33	4	3	0	184.2	224	124	101	17	1	77	116	3	1
1987	MILWAUKEE	14-8	4.88	34	33	3	1	0	195.2	199	112	106	24	2	100	163	4	0
1988	MILWAUKEE	7-5	4.08	25	15	1	1	1	110.1	84	53	50	13	1	50	73	1	3
Major Lg. Totals		32-25	4.71	94	81	8	5	1	490.2	507	289	257	54	4	227	352	8	4

COACHING STAFF

VICTOR RODRIGUEZ • 57 • ASST. HITTING COACH

FULL NAME: Victor Manuel Rodriguez
OPENING DAY AGE: 51 (Turns 52 on July 14)
BORN: July 14, 1961 in New York, NY
RESIDES: Cape Coral, FL
MAJOR LEAGUE COACHING CAREER: Assistant Hitting Coach,
 Boston Red Sox (1st season)



COACHING CAREER

- Named assistant hitting coach on 11/30/12...The 2013 season will mark his 19th in the Red Sox organization and will be his 1st year on the major league staff.
- Spent the last 6 seasons from 2007-12 as BOS's minor league hitting coordinator, a position he also held in 2002... For 3 seasons from 2004-06, was the club's Latin field coordinator...Was a minor league hitting instructor in 2003.
- Served 6 seasons as a hitting coach in the Red Sox system at High-A Sarasota (1996-98), Rookie-level Gulf Coast League Red Sox (1999, 2001), and Single-A Augusta (2000).
- Began his coaching career in the BOS organization in 1995 after playing in 31 games with Triple-A Pawtucket.

PLAYING CAREER

- Signed by BAL in 1977 at the age of 15...Played for parts of 19 pro seasons in the Orioles (1977-84), Padres (1985), Cardinals (1986-87), Twins (1988-91), Phillies (1992-93), Marlins (1994), and Red Sox (1995) organizations.
- An infielder, appeared in 17 major league games over stints with BAL (1984) and MIN (1989) and hit .429 (12-for-28).
- In 1,759 minor league games, hit at a .295 clip (1,905-for-6,468) with 102 homers and 774 RBI...Received the Clyde Klutts Orioles Organization Player of the Year Award in 1981.

PERSONAL

- Married to Elba...The couple has 2 sons, Victor Jr., an Area Supervisor and Dominican Republic Crosschecker in the Red Sox International Scouting Department, and Miguel, a catcher in the Boston system after being drafted by the club in 2012.
- Attended Naguabo High School in Puerto Rico.

VICTOR RODRIGUEZ'S MAJOR LEAGUE RECORD

YEAR	CLUB	AVG.	G	AB	R	H	2B	3B	HR	RBI	SH	SF	HP	BB	SO	SB	CS	E
1984	BALTIMORE	.412	11	17	4	7	3	0	0	2	0	0	0	0	2	0	0	1
1989	MINNESOTA	.455	6	11	2	5	2	0	0	0	0	0	0	0	1	0	0	1
Major Lg. Totals		.429	17	28	6	12	5	0	0	2	0	0	0	0	3	0	0	2

MAJOR LEAGUE PERSONNEL



DAVID FINLEY, Director of Player Personnel

David Finley was promoted to Director, Player Personnel in November 2011. Finley previously served as Special Assistant to the General Manager beginning in January 2010 after spending five years as the Red Sox National Crosschecker. Finley joined the Boston organization as the West Coast Crosschecker prior to the 2002 season. Previously, he was an area scout for the Padres (1991-94) and Marlins (1995-2001). Finley was named Red Sox Scout of the Year in 2007 and received the same honor with the Marlins in 2000.

Finley played at the University of Arizona in 1985 before transferring to UC Riverside where he was named 1st team All American in 1986 and 1987. He was drafted by Oakland in the 1987 amateur draft and played two seasons in the A's system. Finley resides in San Diego with his wife, Tricia, daughters, Brooke (22) and Brittany (19), and son Drew (16).



JACK McCORMICK, Traveling Secretary

Jack McCormick is in his 25th season with the Red Sox organization, his 18th as Traveling Secretary since being appointed to that position in 1996. He is responsible for arranging all of the major league club's travel plans during Spring Training, the regular season and postseason and oversees the home and visiting clubhouses' operations. Jack also coordinates the Children's Hospital Golf Tournament in Fort Myers each spring.

McCormick won the 2004 Donald Davidson Memorial Award as MLB's top traveling secretary. He previously served as the Red Sox manager of food and beverage and manager of the old 600 Club at Fenway Park. McCormick is a Boston native, attended Boston State College as an undergraduate and holds a Master's Degree from Anna Maria College in Paxton, MA.



ZACK SCOTT, Director of Major League Operations

Zack Scott enters his 2nd season as Director, Major League Operations after serving as the Assistant Director, Baseball Operations for 6 seasons beginning in 2006. He joined the organization as an intern in baseball operations in 2004 and served as an assistant in the department the following year. Before coming to the Red Sox, Scott worked with Tom Tippet, Red Sox Director of Baseball Information Services, at Diamond Mind, Inc. from 2000-03, where he consulted for Boston's baseball operations department in 2003.

Scott graduated from the University of Vermont in 1999 with a B.S. in Mathematics. He and his wife, Molly, reside in Malden, MA with their daughter, Zoe.



TOM TIPPETT, Director of Baseball Information Services

Tom Tippet was hired as Director of Baseball Information Services in November 2008. He began consulting with the Red Sox baseball operations department in 2003 and has since assisted on a variety of technology and baseball research projects. He was the founder and president of Diamond Mind, Inc. and developed its baseball simulation software from 1985 until he sold the company in 2006. He worked in a variety of software development and marketing capacities for IBM in Toronto and Index Technology in Cambridge, MA from 1982 to 1992.

A native of Toronto, Tippet received an Honours B.Math degree from the University of Waterloo and an MBA from Harvard Business School. He lives in Lexington, MA with his wife, Jodi, and their daughter, Alison.



STEVE LANGONE, Major League Advance Scout

Steve Langone begins his 1st season as Major League Advance Scout in 2013 after serving as the Advance Scouting Coordinator for the Red Sox from 2010-12. He previously served as a baseball operations intern in 2009. A pitcher for 7 professional seasons in the Dodgers (2000-04), Red Sox (2005), and Phillies (2006) organizations, Langone advanced as high as Triple-A in 2003. He graduated from Boston College in 2000 and was inducted into the school's Hall of Fame in 2008.



TOM McLAUGHLIN, Home Clubhouse Manager

Tom McLaughlin is in his 2nd season as the Red Sox Home Clubhouse Manager after being in charge of the visiting clubhouse at Fenway Park from 1992-2011. As the Visiting Clubhouse Manager, McLaughlin had assisted in the home clubhouse and also ran the visiting clubhouse during Spring Training in Fort Myers, FL. McLaughlin began his tenure with the Red Sox as a batboy in the visiting clubhouse in 1986 and served as a clubhouse assistant from 1988-91.

Born and raised in Boston, McLaughlin attended St. John Don Bosco High School.



EDWARD "POOKIE" JACKSON, Equipment Manager

Edward "Pookie" Jackson enters his 2nd season as Equipment Manager after being promoted to the position to start the 2012 season. He had previously served as the Assistant Equipment Manager since 2005. Jackson has spent 18 years in the Red Sox organization beginning in 1994 as a clubhouse attendant for the minor leagues at Spring Training in Fort Myers, FL. At the conclusion of that spring, he was named the clubhouse manager for the Utica Blue Sox and was promoted to clubhouse attendant for the major league club in Spring Training of 1995.

Jackson and his wife, Stacy, live in West Roxbury, MA with daughters, Ashlyn and Sydney, and son, Blair.



JOE COCHRAN, Visiting Clubhouse Manager

Joe Cochran returned to the position of Visiting Clubhouse Manager in 2012, a role he previously held from 1990-91. From 1992-2011, Cochran served as the Equipment and Home Clubhouse Manager for the Red Sox. Cochran joined the organization in 1984 and worked for team Supervisor of Grounds and Maintenance Joe Mooney through 1989. He was the recipient of the 2004 Tommy McCarthy Good Guy Award from the Boston BBWAA chapter.

Cochran attended the Pomfret School, Worcester Academy, and the University of Maine at Orono. A native of South Yarmouth, MA, Joe and his wife, Marcy, live in Chelsea, MA.



Billy Broadbent
Video Coordinator



Erin Cox
Exec. Asst. Baseball Ops



Michael Murov
Coordinator,
Baseball Operations




C.J. Matsumoto
Interpreter



Ino Guerrero
Major League Staff



Mani Martinez
Bullpen Catcher



Brian Abraham
Major League Staff



Shawn O'Rourke
Software Developer



Mike Regan
Assistant,
Baseball Operations

MEDICAL STAFF & TRAINERS



DR. LAURENCE J. RONAN, Medical Director/Head Team Internist

Dr. Laurence J. Ronan, a staff physician at Massachusetts General Hospital, enters his first season as Medical Director for the Red Sox Sports Medicine Services department and continues as Head Team Internist, a position he has held since 2005. He graduated from Harvard College (1978) and Harvard Medical School (1987). He did his internship and residency training in internal medicine and pediatrics (1991) at Massachusetts General Hospital. He is board certified in Internal Medicine.

Dr. Ronan has served as director of residency training for the MGH and Harvard Combined Medicine/Pediatrics Training Programs (1992–2002). He has served on a number of boards including Partners HealthCare, Inc. and the Massachusetts General Physicians Organization. Dr. Ronan is the author of articles, textbook chapters, and a book on primary care related issues.

Dr. Ronan is a member of the American College of Physicians and the Association of Major League Baseball Team Physicians. He serves as the Director of the Thomas S. Durant Fellowship in Refugee Medicine and is Senior Adviser to the Red Sox/Mass General Hospital Home Base Program for Veterans and to the Center for the Integration of Medicine and Innovative Technology.



DR. PETER ASNIS, Head Team Orthopedist

Dr. Peter Asnis begins his 2nd season as the Red Sox Head Team Orthopedist after serving as a Team Physician from 2005-11. He is also the Head Team Physician for the NHL's Boston Bruins and a Team Physician for the NFL's New England Patriots.

Dr. Asnis is an Instructor of Orthopaedic Surgery at Harvard Medical School. He is a Fellow of the American Academy of Orthopaedic Surgeons as well as a Member of the American Orthopaedic Society for Sports Medicine. Additionally he is a member of the Team Physician Societies for MLB, the NFL, and the NHL.

Dr. Asnis earned his undergraduate degree cum laude in biology at Harvard College and his MD from Cornell University Medical School with Honors in Research. After finishing a general surgery internship at New York Presbyterian Hospital, he completed his orthopaedic residency at the Hospital for Special Surgery in New York where he was awarded the Jean C. McDaniel Resident Teaching and Leadership Award. Dr. Asnis completed a fellowship in Orthopaedic Sports Medicine at the Massachusetts General Hospital, and following his fellowship he joined the MGH staff.

Dr. Asnis and his wife, Brooke, have a son, Owen (12), and twin daughters, Caitlin and Sydney (10).

MEDICAL STAFF & TRAINERS


RED SOX PHYSICIANS



Dr. Eric Berkson



Dr. Jeff Bostic



Dr. Brian Busconi



Dr. Tom Holovacs



Dr. Jim Januzzi



Dr. Arun Ramappa



Dr. Steve Southard



Dr. George Theodore



DAN DYREK, Coordinator, Sports Medicine Service

Dan Dyrek begins his 2nd year with the Red Sox and his first as Coordinator, Sports Medicine Service. With over 30 years of experience as a physical therapist specializing in orthopedics, he provides consultation services to athletes, teams and clinicians regarding the management of difficult clinical cases, and has treated athletes at the professional, Olympic, international and collegiate levels. Dyrek has held clinical and administrative positions at two large Boston teaching hospitals, and was on the faculty and served as the Coordinator of the Orthopaedic Physical Therapy curriculum at the MGH Institute of Health Professions for 13 years. Dyrek graduated summa cum laude in physical therapy from Downstate Medical Center in Brooklyn, NY.

Dyrek and his wife, Susan, reside in Norwell, MA.



RICK JAMEYSON, Head Athletic Trainer

Rick Jameyson enters his 2nd season as the club's Head Athletic Trainer. Prior to 2012, Jameyson spent 20 seasons as an athletic trainer in the Cleveland Indians organization including 10 seasons as the Assistant Athletic Trainer for the major league club from 2002-2011. He began his professional athletic training career in 1992 with Cleveland's Short-A Watertown club and also served as the trainer at Single-A Columbus (1994-98) and Triple-A Buffalo (1999-2002). The Wellington, OH native earned a degree in health education with specialization in athletic training from Baldwin-Wallace (OH) College. Additionally, he was an athletic trainer in the Arizona Fall League in 1995 and 2000.

Jameyson and his wife, Jennifer, live in Lexington, MA with their daughter, Jessica (16), and son, Nicholas (13).



JIM ROWE, Medical Operations Coordinator

Jim Rowe joined the Red Sox in 1994 serving as the Athletic Trainer for Triple-A Pawtucket. He was promoted to Boston as Head Athletic Trainer in 1995. Rowe served 11 years as Head Trainer before moving to the position of Medical Operations Coordinator in November of 2005. In this position, Rowe is responsible for coordinating the medical operations of both the major league and minor league operations. Rowe began his career as a minor league athletic trainer for the Milwaukee Brewers in 1985. He worked at Single-A Beloit for 3 years and then 2 years at Double-A El Paso. Rowe is a member of the NATA and the Athletic Trainers Association of Massachusetts.

Rowe resides in Newmarket, NH with his wife, Elizabeth, and their daughter, Brittany.



MASAI TAKAHASHI, Assistant Athletic Trainer

Masai Takahashi enters his 7th year as an Assistant Athletic Trainer for the Red Sox after formerly serving as Head Athletic Trainer for the Portland Sea Dogs, the Double-A affiliate of the Red Sox in Portland, ME.


Takahashi and his wife, Ayumi, live in Needham, MA.



BRAD PEARSON, Assistant Athletic Trainer

Brad Pearson begins his 2nd season as an Assistant Athletic Trainer for the Red Sox and his 11th year with the organization, previously serving as the club's Minor League Athletic Training Coordinator for 2009-11. He joined Boston's system as an athletic training intern with the Rookie-level Fort Myers team in 2001 and also has 5 years of experience as a minor league athletic trainer for Red Sox affiliates in Augusta (2004), Greenville (2005), Wilmington (2006), and Portland (2007-08). Prior to joining the Red Sox organization, Pearson worked as Head Baseball Trainer at the University of Massachusetts (2002-03) and at College of Holy Cross (2000-02). The Ludlow, VT native earned a bachelor of science in athletic training from Springfield College and a master's degree in exercise science from the University of Massachusetts.

Pearson lives in Boston with his wife, Candace.



PAT SANDORA, Strength and Conditioning Coach

Pat Sandora is in his 2nd season as Red Sox Strength and Conditioning Coach after being named to the position prior to the 2012 season. From 2007-11, Sandora served as Boston's Minor League Strength and Conditioning Coordinator. His previous experience in professional baseball includes stints as a minor league strength and conditioning coach in the Rangers (1998-99), Brewers (2005) and Indians (2006) systems and parts of 6 years as the Phillies' Minor League Strength and Conditioning Coordinator from 1999-2004. Sandora was associate director of strength and conditioning at West Virginia University from 2004-05 overseeing men's and women's basketball. A certified strength and conditioning specialist, he graduated from West Virginia University and has a master's degree in athletic coaching.

Sandora and his wife, Kimberly, live in Randolph, MA.



MICHAEL BOYLE, Strength and Conditioning Consultant

Michael Boyle enters his 2nd season with the Red Sox as Strength and Conditioning Consultant. He has over 30 years of experience in the field of strength and conditioning including over 25 years on the Boston University staff. Boyle, who is the co-founder of Mike Boyle Strength and Conditioning training centers, has been involved in training and rehabilitation with a wide range of athletes and has served as a consultant to players and teams in the NFL, NHL, MLB, NBA, and at the collegiate level. He received his bachelor's and master's degrees from Springfield College.

Boyle resides in Reading, MA with his wife, Cindy, daughter, Michaela (13), and son, Mark (8).

RED SOX TRAINING PERSONNEL



T.J. Hagan
Chiropractor Consultant



Russell Nua
Massage Therapist



Tara Mardigan
Team Nutritionist



Shinichiro Uchikubo
Massage Therapist



YOUR ANYTIME. ANYWHERE. ANY DEVICE.

redsox.com

Redsox.com and MLB.com let you connect with the *Red Sox*, whether checking in at Fenway Park with At the Ballpark, following along with At Bat, the top sports app of all-time, or watching games live or on-demand on your favorite devices with MLB.TV Premium.

Redsox.com delivers breaking news, up-to-the-moment stats, ticket and gear offers as well as exciting fantasy offerings whenever and wherever you want it on your computer, tablet or mobile phone.

It's your *Red Sox*. Anytime. Anywhere. Any device.

MLB.com

MLB.com
shop

MLB.TV

At Bat

Ballpark

LasMayores.com

redsox.com/tickets



2013 RED SOX

FULL NAME: Alfredo Aceves

BATS: Right **THROWS:** Right **HEIGHT:** 6-2 **WEIGHT:** 200

OPENING DAY AGE: 31

BORN: December 8, 1981 in San Luis Río Colorado, Sonora, MX

RESIDES: San Luis Río Colorado, Sonora, MX

MAJOR LEAGUE SERVICE: 4 years, 1 day

ACQUIRED: Signed as a free agent on February 9, 2011

CONTRACT STATUS: Signed through 2013



CAREER HIGHLIGHTS

🔴 Begins 3rd season with BOS...Named Red Sox Pitcher of the Year and Red Sox Unsung Hero in 2011 by the Boston BBWAA, his 1st season with the organization...Previously saw major league action with NYY from 2008-10.

🔴 Has gone at least 2.0 innings in 60 of 174 ML relief outings (34.5 %), the most such games by a big league reliever since 2008.

🔴 Won a World Series title with the Yankees in 2009.

🔴 Leads the AL with 269.2 innings of relief work since 2009... Ranked among AL relief leaders in innings in 2009 (4th, 80.2), 2011 (1st in ML, 93.0), and 2012 (2nd, 84.0)...Is the only ML reliever with 80.0 IP or more 3 times in the last 4 years.

🔴 Went 2-10 in 2012, dropping his career record from 24-3 (.889) to 26-13 (.667)...Still ranks as the 2nd-highest winning percentage among active Major Leaguers with at least 35 decisions behind Ivan Nova (.674, 29-14).

🔴 Won 18 consecutive relief decisions from 6/7/09-8/27/11, the longest relief win streak since PIT's Roy Face won 22 straight decisions out of the bullpen from 6/7/58-8/30/59.

🔴 Was on Mexico's roster for the 2013 World Baseball Classic...Is one of 3 Mexican-born pitchers to play in a game for the Red Sox, joining Vicente Romo (1969-70) and Dennys Reyes (2011).

🔴 His No. 91 is the highest uniform number ever worn by a Red Sox in a game...Previous high had been J.T. Snow's No. 84 in 2006.

2012: Served as the Red Sox' primary closer while Andrew Bailey was on the DL...Recorded career-high 25 saves, 9th-most in the AL.

🔴 Became the 12th Red Sox to tally 25 saves in a season since saves became an official stat in 1969.

🔴 Collected 3 saves longer than an inning, 3rd-most in AL...Placed 5th in AL with career-high 55 games finished.

🔴 Ranked 2nd among AL relievers with 84.0 innings pitched, trailing KC's Kelvin Herrera (84.1)...Finished T-19th in the AL with a team-high 69 appearances, 14 more than his previous single-season high (55 in 2011)...Averaged a career-high 8.04 strikeouts per 9.0 innings (75 K).

🔴 Tagged with career-high 10 losses while recording 2 wins...10 losses marked the 3rd-most for a Red Sox reliever since 1921 behind Jim Willoughby (12 in 1976) and Dick Radatz (11 in 1965).

🔴 Posted a 3.86 ERA (19 ER/44.1 IP, 17 SV/21 SVO) in 34 road outings compared to 7.03 (31 ER/39.2 IP, 8 SV/12 SVO) in 35 games at home.

🔴 Compiled a 1.74 ERA (2 ER/10.1 IP) in 10 Interleague outings, converting all 5 save chances against NL opponents...Marked the 12th-best ERA among AL hurlers with at least 10.0 IP in Interleague Play.

🔴 Converted 23 of 29 save opportunities beginning 4/23 with a 4.18 ERA (15 ER/32.1 IP) in those 29 tilts...Tallied 9 straight successful saves, 4/23-5/23, and 8 straight, 5/29-7/1...Blew 4 of his last 7 save chances beginning 7/29...Last save chance of the season came 8/28 at LAA.

🔴 Protected 1-run, 9th-inning leads in each of 3 save chances from 4/23-28 after never previously entering an ML game in the 9th (or later) with a 1-run lead (Elias).

🔴 Fanned a season-high 6 batters over 2.2 frames on 5/4 vs. BAL with all 6 K's coming in his 1st 2.0 innings of work...The 6 strikeouts tied for 2nd-highest total of his career (also in a start on 5/26/11 at DET) behind 7 in 4.1 relief innings on 5/4/09 vs. BOS with NYY.

BEST WINNING PERCENTAGE, ACTIVE MAJOR LEAGUERS (minimum 35 decisions)

PCT (W-L)	PITCHER	YEARS
.674 (29-14)	Ivan Nova	2010-12
.667 (26-13)	Alfredo Aceves	2008-12
.666 (199-100)	Roy Halladay	1998-02
.663 (61-31)	David Price	2008-12
.662 (102-52)	Jered Weaver	2006-12

MOST RELIEF INNINGS IN AL, 2009-12

INNINGS	PITCHER, TEAMS
269.2	Alfredo Aceves, NYY-BOS
259.2	Brandon League, TOR-SEA
259.1	Grant Balfour, TB-OAK
257.2	Matt Thornton, CWS
256.0	Jim Johnson, BAL

- ⚡ Tallied career-high 13-game streak with at least 1 strikeout from 5/23-6/19 (17 K's, 14.1 IP).
- ⚡ Recorded a 1.38 ERA (2 ER/13.0 IP) in 12 July appearances, 3rd best among AL pitchers with 13.0 IP in the month...Posted a career-long 9-game scoreless streak from 7/8-29 (10.1 IP)...Held opponents scoreless in 15 of 17 outings from the beginning of that stretch through 8/21 (2.84 ERA, 6 ER/19.0 IP).
- ⚡ Suspended 3 games, 8/25-27, for conduct detrimental to the team.
- ⚡ Threw more than 1.0 frame in 8 of last 11 outings beginning 8/28 after tossing more than 1.0 inning just 9 times in his 1st 58 appearances of the season.

2011: In 1st season with the Red Sox, earned Red Sox Pitcher of the Year and Unsung Hero honors from the Boston Chapter of the BBWAA.

- ⚡ Among AL hurlers with at least 100.0 innings pitched, ranked 3rd in ERA (2.61), 2nd in opponent AVG (.204), 2nd in opponent SLG (.321), tied for 6th in opponent OPS (.621), and 10th in WHIP (1.11).
- ⚡ Set career-highs in innings (114.0) and strikeouts (80)...Matched a career-best with 10 wins (also 2009)... Was the only Major Leaguer with multiple saves and double-digit wins, the 1st AL hurler to do that since the Angels' Scot Shields in 2005 (10 wins and 7 saves).
- ⚡ Had a 2.37 ERA (27 ER/102.1 IP) against AL opponents, the lowest mark among hurlers with at least 70.0 innings against the circuit...Also led the majors (min. 50.0 IP) with a 2.04 ERA (14 ER/61.2 IP) against the AL East.
- ⚡ Held left-handers to a .190 clip (35-for-184), 8th-best among AL qualifiers and 6th-best among AL right-handers...Led qualifying AL pitchers and ranked 4th in the majors with a 1.57 ERA (6 ER/34.1 IP) in day games.
- ⚡ Went 9-1 with a 2.03 ERA (21 ER) in relief and topped the majors with 93.0 innings out of the bullpen over 51 relief appearances...Ranked among AL relief leaders in ERA (6th), wins (1st), and opponent AVG (9th, .193)... His 9 relief wins were the most by a Red Sox since Bob Stanley in 1984 (9) and his 93.0 relief innings were the most by a Red Sox since Derek Lowe in 1999 (109.1).
- ⚡ Paced the majors with 21 relief outings of at least 2.0 innings and 13 relief outings of 3.0 or more innings, the most 3.0-inning bullpen appearances by a Major Leaguer since Cleveland's Terry Mulholland in 2003 (13) and most for a Red Sox since Dennis Lamp in 1990 (14)...Had an ML-high 7 scoreless relief outings of at least 3.0 IP.
- ⚡ Went at least 2.0 frames in 8 straight relief outings from 7/4-26, the longest such streak in the majors in 2011 and the longest as a Red Sox reliever since Rolando Arrojo in 8 games from 5/1-27/02.
- ⚡ Both his saves were 3.2 scoreless IP (6/8 at NYY, 8/19 at KC)...Was the only Major Leaguer in 2011 with 2 saves of 3.0 or more IP and was 1st Red Sox with multiple 3.0-inning saves in a season since Tim Wakefield in 2002 (3).
- ⚡ Ranked 2nd on the team with 11 holds behind Daniel Bard (34)...Became the 1st-ever Red Sox with at least 9 wins, 10 holds, and 2 saves in a season.
- ⚡ Led the AL (min. 40.0 IP) with a 1.77 ERA (11 ER/56.0 IP) and a .189 opponent AVG (37-for-196) after the All-Star break...Ranked 2nd in the majors in opponent AVG in that time after LAD's Ted Lilly (.183).
- ⚡ Had a 0.56 ERA (1 ER/16.0 IP) over his last 9 appearances beginning 9/13 and posted a 1.21 ERA (5 ER/37.1 IP) in his last 19 outings beginning 8/13...Had career-best 7-game scoreless streaks from 8/13-30 (12.1 IP) and 9/13-26 (11.1 IP) with a career-high 15.0 scoreless inning streak from 9/10-27...Ranked 3rd in the AL (min. 25.0 IP) with a 1.80 ERA (5 ER/25.0 IP) in September, his best ERA in any month with at least 20.0 innings pitched.
- ⚡ Went 1-1 with a 5.14 ERA (12 ER/21.0 IP) in 4 starts...Allowed 1 run in each of back-to-back starts, 5/21 vs. CHC (5.0 IP) and 5/26 at DET (6.0 IP)...Was the only Major Leaguer with 2 saves and 4 or more starts in 2011.

**2011 AMERICAN LEAGUE
SECOND-HALF LEADERS**
(minimum 40.0 IP decisions)

ERA

RK	PITCHER, TEAM	ERA
1.	Alfredo Aceves, BOS	1.77
2.	Doug Fister, SEA/DET	2.47
3.	C.J. Wilson, TEX	2.56
4.	Jeremy Hellickson, TB	2.64
5.	Ricky Romero, TOR	2.72

OPPONENT BATTING AVERAGE

RK	PITCHER, TEAM	AVG
1.	Alfredo Aceves, BOS	.189
2.	Ricky Romero, TOR	.193
3.	Justin Verlander, DET	.199
4.	Jeremy Hellickson, TB	.210
5.	Doug Fister, SEA/DET	.211

- ⚡ Threw 3.0 perfect innings with 4 K's on 7/10 vs. BAL, his longest career outing without allowing a base runner.
- ⚡ Improved to 23-2 in his career with a win on 8/27 vs. OAK (0 R/3.0 IP), becoming the 1st major league pitcher ever to win 23 of his 1st 25 decisions.
- ⚡ Fanned multiple batters in 6 straight appearances from 8/13-27, the longest stretch of his career and matching the longest by an AL reliever in 2011 (also Matt Albers, 7/5-25).
- ⚡ Finished 2nd in the AL with a career-high 15 hit batters...Hit an ML-high 10 batters in relief, the most by a Boston reliever since Greg Harris in 1993 (10).
- ⚡ Began the season with Triple-A Pawtucket...Recalled for 1st stint with the Red Sox on 4/8 and optioned back to the PawSox on 4/21... Recalled again on 5/6 and remained with Boston for the remainder of the season...Made 2 appearances for Pawtucket, both starts.

2010: Limited to just 10 games with the Yankees due to a strained lower back.

- ⚡ Held opponents to just a .208 clip (10-for-48) in his ML outings, including .235 (4-for-17) vs. lefties and .194 (6-for-31) against right-handers...Retired 9 of 10 1st batters faced (90.0 percent).

- ⚡ Prevented 5 of 6 inherited runners from scoring, an 83.3 percent success rate.
- ⚡ Half of his outings were more than 1.0 inning...Held opponents scoreless in 7 of 10 appearances and did not surrender an earned run over final 7 games (8.0 IP).
- ⚡ Made 1st career Opening Day roster...Tossed 2.0 scoreless innings of relief on 4/6 at BOS to earn the win in the Yankees 1st victory of 2010.
- ⚡ Also picked up wins on 4/30 vs. CWS and 5/8 at BOS...Became just the 2nd pitcher since 1900 to record at least 3 wins in a season while pitching 12.0 innings or fewer (also the Mets Don Florence in 1995).
- ⚡ Collected a save in 5/5 win vs. BAL, retiring only batter faced...Was 2nd career save (also 7/5/09 vs. TOR).
- ⚡ Earned the win on 5/8 at BOS despite leaving the game with 2 outs in the 6th inning with a stiff lower back (1.0 IP, 2 H, 1K)...Placed on the 15-day DL on 5/12 with a strained lower back and missed the remainder of the season (131 games)...Transferred to the 60-day DL on 7/30.
- ⚡ Attempted a rehab assignment with Triple-A Scranton/Wilkes-Barre and Double-A Trenton, working to a 6.17 ERA (8 ER/11.2IP) in 7 combined appearances (5 starts) from 8/10-30 before being shut down for the season.

2009: Led the majors with 10 relief wins and was 4th among AL relievers with 80.2 IP.

- ⚡ Was just the 3rd Yankees rookie to reach double-digit wins in relief in 1 season, joining Ron Davis (14 wins in 1979) and Wilky Moore (13 wins in 1927)...Was the 1st Yankees pitcher to record as many wins in relief since Lee Guetteman in 1990 (11).
- ⚡ Joined Ron Davis as the only Yankees rookies to win at least 8 of his 1st 9 decisions in 1 season over the last 50 years (Davis started 8-1 en route to a 14-2 record in 1979) (Elias).
- ⚡ Limited opponents to a .220 average (69-for-313), .212 (32-for-151, 3HR) vs. LHBs and .228 (37-for-162, 7HR) vs. RHB...Retired 37 of 43 1st batters faced as a reliever (86.0 percent).
- ⚡ Prevented 22 of 30 inherited runners from scoring (73.3 percent).
- ⚡ Tossed at least 2.0 frames in 24 of 42 relief outings (57.1 percent)...Made 8 relief appearances of at least 3.0 innings, holding opponents scoreless in 7 of those outings...Tossed at least 4.0 innings 3 times (5/4 vs. BOS, 7/5 vs. TOR, and 8/10 vs. TOR).
- ⚡ Appeared in consecutive games 7 times, once following the All-Star break (7/20-21 vs. BAL).
- ⚡ Recalled from Triple-A Scranton/Wilkes-Barre on 5/4 and made 2009 debut that night in a 6-4 Yankees loss vs. BOS, allowing 4 hits and 2 earned runs while striking out a career-high 7 batters in a season-high 4.1 IP (2 BB/1 IBB, 1 HR, 1 HBP)...Were the most strikeouts by a Yankees reliever since Brian Boehringer fanned 7 batters in 3.1 IP of relief on 5/4/97 at SEA.
- ⚡ Tossed a perfect 11th inning to earn his 1st win of the season in the Yankees 6-4, walk-off victory on 5/16 vs. MIN (1.0 IP)...Also earned the win the following day on 5/17 vs. the Twins, tossing a perfect 10th inning (1.0 IP, 1 K) prior to Johnny Damon's walk-off home run...Entered 5/21 win vs. BAL with 2 outs and 2 runners on in the 1st inning after Joba Chamberlain was removed from the game with a bruised right knee...Tossed 3.1 scoreless innings (3 H, 1 BB, 1 K) to earn 3rd win over a span of 6 team victories from 5/16-21.
- ⚡ Over 17 appearances (1 GS) from 5/29-7/21, went 3-0 with 1 save and a 2.12 ERA (29.2 IP, 20 H, 7 ER, 6 BB, 23 K)...Earned 1st major league save in 7/5 win vs. TOR, tossing 4.0 scoreless IP (1 H, 5 K)...Became 1st Yankee to record a 4.0-inning save since Orlando Hernandez on 6/28/02 vs. the Mets (4.0 IP).
- ⚡ Made only start of season in 7/9 win at MIN, recording a no-decision (1.1 IP, 4 H, 4 R/3ER, 1 BB, 1 HBP, 2 K, 1 HR).
- ⚡ Held opponents scoreless over final 4 outings beginning on 9/25 vs. BOS (7.1 IP, 3 H, 0 BB, 7 K).
- ⚡ Began season with Scranton/WB and was 2-0 with a 3.80 ERA in 4 starts at the time of his recall...Opponents were batting .202 (18-for-89).

POSTSEASON: Appeared in 4 postseason games, going 0-1 with a 4.15 ERA...Tossed a scoreless 10th inning in the Yankees 11-inning Game 2 win in the ALDS vs. MIN...Suffered the loss in Game 3 of the ALCS at LAA, allowing Jeff Mathis' walk-off RBI double.

2008: Made major league debut with the Yankees and appeared in 6 games (4 starts) overall with the big league club after signing a minor league contract with New York in March.

- ⚡ Held opponents to a .227 clip with the Yankees (25-for-110), including .238 (15-for-63, 3HR) vs. left-handers and .213 (10-for-47) vs. righties.
- ⚡ Selected to the active roster from Triple-A Scranton/Wilkes-Barre prior to 8/28 win vs. BOS...Made ML debut in 8/31 loss vs. TOR, retiring all 6 of his batters faced (2.0 IP, 3 K).
- ⚡ Threw 5.0 IP of relief in 9/4 loss at TB (5 H, 1 ER, 2 BB, 4 K, 1 HR), the longest relief outing by a Yankee in 2008.
- ⚡ Made 1st ML start on 9/9 at LAA, recording the win in a 7-1 Yankees victory...Allowed just 1 ER on 6 hits in 7.0 IP (0 BB, 2 K)...Became the 1st Yankee to earn the win in his 1st major league start since Ian Kennedy on 9/1/07 vs. TB...Was the 1st Yankee to do so on the road since Tyler Clippard on 5/20/07 at the Mets...Joined Esteban Loaiza as the only Mexican-born pitchers to earn a win in their 1st start with the Yankees...Had held right-handed batters hitless in their 1st 15 ML AB against him until Robb Quinlan's 5th-inning single.

Started and threw 6.0 scoreless innings in 9/20 win vs. BAL but did not record a decision in the 2nd-to-last game at Yankee Stadium...Recorded an unassisted double play in the 1st inning, catching a pop-up on Adam Jones' bunt attempt then doubling Brian Roberts off second base by himself...According to Elias, it was the 1st unassisted double play by a major league pitcher since Milwaukee's Dave Bush accomplished the feat on 6/23/07 vs. KC...Also recorded the 3rd out in the 1st inning to become the 1st pitcher to collect 3 putouts in 1.0 inning since 9/1/07 (Dan Haren w/ OAK vs. DET).

Was 8-6 with a 2.62 ERA in 25 games (23 GS) combined at Single-A Tampa, Double-A Trenton, and Scranton/WB (140.2 IP, 111 H, 47 R/41 ER, 27 BB, 114 K)...Opponents combined to bat .217 (111-for-512).

Following the season, was ranked by *Baseball America* as the organization's 7th-best prospect and tabbed as having the best change-up among Yankees prospects.

2002-07: Traded by Toronto to Yucatan of the Mexican League (Triple-A) on 4/24/02...Spent 6 seasons in the league, pitching for Yucatan (2002-05) and Monterrey (2006-07).

Compiled a 34-23 record and a 4.06 ERA in 126 games (75 starts) between Yucatan and Monterrey.

With Yucatan in 2005, tossed league-leading 3 complete games and ranked 3rd in the circuit with 145.2 IP and 101 K.

Placed 4th in the league in 2007 with Monterrey with a .242 opponents AVG, allowing 11.51 base runners per 9.0 IP (5th-lowest average in the league).

2001: Began professional career with Toronto's Dominican Summer League team after signing as an international free agent in January.

PERSONAL

Father, Alfredo Sr., was a power-hitting 1st baseman in the Mexican League...Brother, Jonathan, played in the White Sox minor league system for 10 years (1997-2006).

IN THE COMMUNITY

In 2 seasons in BOS, Alfredo has attended events benefitting the Red Sox Foundation, including Picnic in the Park and the Welcome Home Dinner...Also participated in the Red Sox on-field photo day...While with the Yankees, served as the honorary "Dean of Discipline" at P.S. 55, in the Bronx on 6/16/09, and was joined by then-teammate Robinson Cano (who served as "Principal for a Day") as the pair met with a group of the school's highest performing students...After a night game during the Yankees HOPE Week 2009, accompanied Brian Cashman and played the guitar as the Yankees GM sang with a group of children from the XP Society on the field at Yankee Stadium...The XP Society supports children who have Xeroderma Pigmentosum, a rare genetic disorder that prevents individuals from going outdoors in daylight.



ALFREDO ACEVES, CONTINUED

ALFREDO ACEVES' CAREER RECORD

YEAR	CLUB	W-L	ERA	G	GS	CG	SHO	SV	IP	H	R	ER	HR	HB	BB	SO	WP	BK
2001	DSL Blue Jays	2-1	3.10	10	1	0	0	1	29.0	29	13	10	1	1	3	24	3	0
2002	Yucatan	1-2	3.00	23	4	0	0	0	45.0	42	22	15	0	4	20	25	2	0
2003	Yucatan	1-1	3.35	27	2	0	0	1	43.0	49	17	16	3	4	18	29	3	0
2004	Yucatan	4-2	4.55	17	11	0	0	0	65.1	64	33	33	4	6	37	37	7	0
2005	Yucatan	9-8	4.32	22	21	3	0	0	145.2	155	77	70	12	10	44	101	7	0
2006	Monterrey	8-5	4.50	19	19	3	1	0	124.0	126	65	62	15	6	26	95	4	1
2007	Monterrey	11-5	3.64	18	18	1	0	0	106.1	96	46	43	6	7	33	70	3	2
2008	Tampa	4-1	2.11	8	8	0	0	0	47.0	32	16	11	1	1	8	37	2	0
	NY YANKEES	1-0	2.40	6	4	0	0	0	30.0	25	8	8	4	0	10	16	1	0
	Trenton	2-2	1.80	7	7	1	1	0	50.0	37	10	10	3	0	6	35	1	0
	Scranton/WB	2-3	4.12	10	8	0	0	0	43.2	42	21	20	6	1	13	42	0	0
2009	Scranton/WB	2-0	3.80	4	4	0	0	0	23.2	18	11	10	3	1	5	18	0	1
	NY YANKEES	10-1	3.54	43	1	0	0	1	84.0	69	36	33	10	5	16	69	0	0
2010	Scranton/WB	0-0	7.36	3	2	0	0	0	3.2	4	4	3	0	2	5	4	0	0
	NY YANKEES	3-0	3.00	10	0	0	0	1	12.0	10	5	4	1	1	4	2	0	0
	Trenton	0-0	5.63	4	3	0	0	0	8.0	10	5	5	1	0	1	7	0	0
2011	Pawtucket	0-1	5.63	2	2	0	0	0	8.0	6	6	5	0	1	4	6	0	0
	BOSTON	10-2	2.61	55	4	0	0	2	114.0	84	37	33	8	15	42	80	1	2
2012	BOSTON	2-10	5.36	69	0	0	0	25	84.0	80	51	50	11	6	31	75	3	1
Major League Totals		26-13	3.56	183	9	0	0	29	324.0	268	137	128	34	27	103	242	5	3
Minor League Totals		10-7	3.13	38	34	1	1	0	184.0	149	73	64	14	6	42	149	3	1
Red Sox Totals		12-12	3.77	124	4	0	0	27	198.0	164	88	83	19	21	73	155	4	3
Mexican Lg. Totals		34-23	4.06	126	75	7	1	1	529.1	532	260	239	40	37	178	357	26	3

2001 Signed by the Toronto Blue Jays as an international free agent on 1/24

2002 Acquired by Yucatan of the Mexican League along with LHP Manuel Camacho, RHP Juan Delgadillo, and 3B Miguel Inzunza on 4/24

2008 Signed by the New York Yankees as a minor league free agent on 3/10

2011 Signed by the Boston Red Sox as a free agent on 2/9

DIVISION SERIES RECORD

YEAR	CLUB	W-L	ERA	G	GS	CG	SHO	SV	IP	H	R	ER	HR	HB	BB	SO	WP	BK
2009	NY Yankees	vs. MIN	0-0	0.00	1	0	0	0	1.0	1	0	0	0	0	1	1	0	0

LEAGUE CHAMPIONSHIP SERIES RECORD

YEAR	CLUB	W-L	ERA	G	GS	CG	SHO	SV	IP	H	R	ER	HR	HB	BB	SO	WP	BK
2009	NY Yankees	vs. LAA	0-1	13.50	2	0	0	0	1.1	3	2	2	0	0	2	0	0	0

WORLD SERIES RECORD

YEAR	CLUB	W-L	ERA	G	GS	CG	SHO	SV	IP	H	R	ER	HR	HB	BB	SO	WP	BK
2009	NY Yankees	vs. PHI	0-0	0.00	1	0	0	0	2.0	1	0	0	0	0	0	1	1	0

CAREER FIELDING RECORD

YEAR	CLUB	POS	PCT.	G	GS	PO	A	E	TC	DP
2008	NY YANKEES	P	1.000	6	4	3	2	0	5	2
2009	NY YANKEES	P	.846	43	1	2	9	2	13	1
2010	NY YANKEES	P	1.000	10	0	0	2	0	2	0
2011	BOSTON	P	1.000	55	4	6	5	0	11	1
2012	BOSTON	P	.913	69	0	9	12	2	23	1
Career Totals		P	.926	183	9	20	30	4	54	5

CAREER BATTING TOTALS

	AVG.	G	AB	R	H	2B	3B	HR	RBI	SH	SF	HB	BB	SO	SB	CS	E
Major League Totals	.000	183	2	0	0	0	0	0	0	0	0	0	0	1	0	0	4

CAREER SINGLE-GAME HIGHS (IN RELIEF)

INNINGS PITCHED

5.0, 9/4/08 for NYY at TB

STRIKEOUTS

7, 5/4/09 for NYY vs. BOS

HITS ALLOWED

6, 2 times, last 9/28/12 at BAL

RUNS ALLOWED

5, 2 times, last 8/23/12 vs. LAA

WALKS ALLOWED

4, 4/21/12 vs. NYY

HOME RUNS ALLOWED

2, 3 times, last 8/23/12 vs. LAA

EJECTIONS

None

FULL NAME: Andrew Scott Bailey
BATS: Right **THROWS:** Right **HEIGHT:** 6-3 **WEIGHT:** 240
OPENING DAY AGE: 28 (Turns 29 on May 31)
BORN: May 31, 1984 in Voorhees, NJ
RESIDES: Madison, CT
MAJOR LEAGUE SERVICE: 4 years
ACQUIRED: From Oakland with OF Ryan Sweeney in exchange for OF Josh Reddick, RHP Raul Alcantara, and 1B Miles Head on December 28, 2011
SIGNED BY: Jeff Bittiger (Athletics)
CONTRACT STATUS: Signed through 2013



CAREER HIGHLIGHTS

🔴 In his 2nd year with the Red Sox after spending 1st 3 ML seasons with the A's...Was named an AL All-Star in each of his 1st 2 major league campaigns (2009 and 2010).

🔴 Owns a 2.47 career ERA (52 ER/189.1 IP), 12th-lowest by a major leaguer with at least 175.0 IP in live-ball era (since 1920).

🔴 With ERA's of 1.84 in 2009 and 1.47 in 2010, became the 3rd AL pitcher ever to compile an ERA under 1.90 while pitching at least 15.0 innings in each of his 1st 2 seasons...Washington's Walter Johnson (1907-08) and the White Sox' Mollie Wolfgang (1914-15) previously accomplished the feat.

🔴 Is 1 of just 3 players to record 20 saves in each of his 1st 3 ML seasons since the save became an official stat in 1969...SEA's Kazuhiro Sasaki (2000-02) and TOR's Billy Koch (1999-2001) also accomplished the feat.

🔴 Has converted 81 of 93 (87.1%) career save chances, the 9th-highest save percentage among active major leaguers (min. 90 chances)...His 89.3% conversion rate (75 of 84) with Oakland is the best in Athletics history (min. 30 chances), while his 75 saves are tied for 5th most in franchise A's annals...Converted 27 straight saves from 6/16/09-5/8/10, the 2nd-longest streak in Athletics history (40, Dennis Eckersley from 9/15/91-8/7/92).

🔴 Has tallied 14 career saves of at least 1.1 innings, tops in the AL over the last 4 years.

🔴 Named AL Rookie of the Year in 2009 when he set an Athletics rookie record with 26 saves...Was the only rookie named to either All-Star team that season.

🔴 Has not hit a batter in 176 career ML outings, the longest streak to begin a career by an AL pitcher since Tom Ferrick went 192 games from 4/19/41-7/3/49...Only Rafael Betancourt (593) and Mark Lowe (182) have longer active streaks without a hit batter.

🔴 Owns a career .216 opponent OBP vs. 1st batters faced, 3rd best among ML relievers since 1974 (min. 150 BF).

🔴 Was converted to a reliever at the 2008 All-Star break while with Double-A Midland after beginning his professional career as a starter.

🔴 Held opponents to 1 run or less in 69 consecutive games from 9/6/09-7/3/11, tied for the 5th-longest streak by an AL pitcher since 1916...Set an Oakland record with 121 consecutive games allowing 2 runs or less from 6/14/09-9/4/11.

🔴 Has a 0.74 ERA (2 ER/24.1 IP) in 22 career appearances against the NL...Has converted all 19 career save chances against the AL Central.

🔴 Was given the 2011 MLB Comeback Player of the Year Award by the New Jersey Sportswriters Association.

2012: Completed 1st season with the Red Sox...Missed the club's 1st 116 games after starting the season on the 60-day disabled list while recovering from right thumb surgery.

🔴 Underwent surgery to reconstruct the ulnar collateral ligament in his right thumb on 4/4...The surgery was performed by Dr. Thomas Graham in Cleveland.

🔴 Combined for a 1.42 ERA (1 ER/6.1 IP) with 10 strikeouts and just 1 walk over 6 rehab appearances between the Rookie-level Gulf Coast League Red Sox, Double-A Portland, and Triple-A Pawtucket from 8/1-12.

🔴 Activated from the DL on 8/14 and made season debut that night at BAL, facing 2 batters (BB, K)...Appeared in 19 games with Boston to finish out the season, including 14 scoreless tilts...Posted a 1.35 ERA (1 ER/6.2 IP) over 1st 9 appearances from 8/14-9/4 compared to 11.42 (11 ER/8.2 IP) over his final 10 from 9/8-10/2.

🔴 His 7.04 ERA (12 ER/15.1 IP) was the highest of his major league career (previous 3.24 in 2011), but was limited to a career-low 19 games and 15.1 innings pitched.

AMERICAN LEAGUE LEADERS, 2009-12

SAVES OF MORE THAN 1.0 IP

NO.	PITCHER
14	Andrew Bailey
9	Jonathan Papelbon
9	Mariano Rivera
9	Matt Thornton
9	Joakim Soria

BAILEY

- 🔴 Posted a 4.50 ERA (4 ER/8.0 IP) at Fenway Park compared to a 9.82 mark (8 ER/7.1 IP) on the road.
- 🔴 Held opponents to a .200 clip (4-for-20, RBI) with 2 outs, recording 8 K's in those situations...Opponents hit just .167 (1-for-6) against him with RISP and 2 outs.
- 🔴 Converted 6 of 9 save opportunities...Picked up 1st save of the season on 8/24 vs. KC with 1.1 perfect frames, his 1st save overall since 9/28/11 at SEA with OAK and 1st of at least 4 outs since 6/25/11 at PHI (1.1 IP).
- 🔴 Saved 5 straight chances beginning with the 8/24 save through 9/18, tossing 5.1 scoreless frames and holding opponents to a .158 clip (3-for-19) with 5 strikeouts in those contests...Blew 2 of his last 3 save opportunities from 9/20-10/2, including a blown save and loss 9/20 at TB after yielding a career-high 5 runs on a career-high 4 hits and a walk in the 9th inning while recording 1 out (2 runs scored on B. Upton's walk-off HR off Padilla).
- 🔴 Tossed a scoreless 9th inning on 9/11 vs. NYY for his 1st win since 7/20/10 vs. BOS with OAK.

2011: Led the A's in saves for the 3rd straight year despite missing nearly the 1st 2 months of the season due to injury.

- 🔴 Converted 24 of 26 (92.3%) save opportunities, the 2nd-best percentage in the AL...Was the 4th-best mark in Oakland history (min. 20 chances), and has since been matched by Grant Balfour in 2012 (24 of 26).
- 🔴 Posted a 3.24 ERA (15 ER/41.2 IP) in 42 outings after beginning the season on the disabled list with a strained right forearm...Was injured during a Spring Training game on 3/14.
- 🔴 Was activated on 5/29 after tossing 4 scoreless rehab outings with Triple-A Sacramento from 5/20-27 (4.0 IP)...Made 4 appearances before resuming his duties as closer on 6/10 at CWS.
- 🔴 Went a perfect 16-for-16 in save chances after the All-Star break...16 saves were 3rd most in the AL in the 2nd half.
- 🔴 Tied for 3rd in the AL with a .125 clip (5-for-40) against 1st batters faced...Held that group to a .167 OBP, 4th best in the AL.
- 🔴 Threw a season-high 2.0 innings on 8/31 at CLE, matching a career-high for the 15th time.

2010: Paced the A's with 25 saves and was named to the AL All-Star team for the 2nd consecutive year despite missing a month and a half due to injuries.

- 🔴 Compiled a 1.47 ERA (8 ER/49.0 IP), 2nd-best in the AL among pitchers with at least 45.0 innings...Allowed 1 run or fewer in all 47 of his appearances, the 2nd-longest streak of the season in the AL after TB's Randy Choate (51, 5/26-9/8).
- 🔴 Had just 3 blown saves for a percentage of 89.3, 5th best in the league...Recorded 4 or more outs in 5 of his saves.
- 🔴 Held opponents to a .199 opponent AVG (34-for-171)...Ranked 7th among AL relievers in opponent OBP (.251) and 8th in opponent SLG (.292).
- 🔴 Was named to his 2nd consecutive AL All-Star Team, appearing in the exhibition for the 1st time...Entered in the top of the 7th with the AL trailing, 3-1, and a runner on 2nd with 2 outs...Issued a walk before striking out CIN's Brandon Phillips to end the threat.
- 🔴 Did not allow a run in 12 outings to begin the year (11.2 IP), concluding a career-long 21.2-inning scoreless streak from 9/6/09-5/8/10...The streak tied for 9th longest in OAK history by a reliever.
- 🔴 Blown save on 5/11 at TEX snapped a streak of consecutive successful saves at 27 beginning 6/16/09 at LAD, the 2nd-longest save streak in franchise history (40, Dennis Eckersley from 9/15/91-8/7/92).
- 🔴 Tied for the AL lead with 9 saves in May, tied for the 5th-highest single-month total in Athletics history...Converted each of his final 13 save chances beginning 6/20...Was 1-0 with 7 saves, no blown saves, and a 0.75 ERA (1 ER/12.0 IP) after the All-Star break.
- 🔴 Was placed on the 15-day disabled list on 7/30 (retro to 7/21) with a right intercostal strain...Made 7 rehab appearances with the Rookie-level Arizona League Athletics from 7/9-8/10 and started on rehab for Triple-A Sacramento on 8/20 vs. Iowa (CHC)...Was reinstated on 8/22 and did not allow a run in 8 of his final 9 outings after that point (1.04 ERA, 1 ER/8.2 IP).
- 🔴 Made his final appearance on 9/17 at MIN before undergoing season-ending right elbow surgery a week later...Dr. James Andrews performed the surgery on 9/24 in Florida.

2009: Made jump from Double-A to majors and named AL Rookie of the Year by the BBWAA.

- 🔴 Assumed the A's closer duties by the end of May and set an Athletics rookie record with 26 saves, passing Huston Street's total of 23 in 2005...Tied for the 6th-highest save total by a rookie in AL history at the time.
- 🔴 Was selected to the AL All-Star Team, the only rookie named to either squad...Was the 6th Oakland rookie to be named to the AL All-Star team and just the club's 2nd rookie pitcher to be honored (Matt Keough in 1978)...Also tagged as the closer on *Baseball Digest's* ML All-Star Rookie Team.
- 🔴 Led ML rookies in saves and ranked 9th overall in the AL overall...Converted each of his final 21 save opportunities, a career-long single-season stretch, and tied for the year's 2nd-longest save streak in the AL.
- 🔴 Yielded a .152 average (10-for-66) with runners in scoring position...Held opponents to 3-for-37 (.081) with RISP and 2 outs...1st batters faced hit .125 (8-for-64), the 5th-lowest clip among AL relievers (min. 40 G).

- 🔴 Ranked 2nd among AL relievers and 8th among AL rookies overall with 91 strikeouts, the 11th-highest total by a reliever in OAK history.
- 🔴 Finished 3rd among AL relievers with a 1.84 ERA (17 ER/83.1 IP), the 3rd-lowest mark by an Athletics pitcher with 80.0 or more innings since earned runs became an official stat (1912 in the NL, 1913 in the AL).
- 🔴 Ranked 2nd among AL relievers in opponent OBP (.228), 3rd in innings and opponents SLG (.248), and tied for 8th in wins (6)...Appeared in 68 games, 3rd most among AL rookies and tied for 2nd-highest rookie total in A's history.
- 🔴 Tossed at least 1.0 inning in 67 of his 68 outings, 2nd most in the AL after Detroit's Fernando Rodney (68)...Tossed a season-high 2.0 innings on 11 occasions.
- 🔴 Struck out at least 2 batters 31 times, tied with teammate Michael Wuertz for the AL lead and trailing only LAD's Jonathan Broxton (41) for the most in the majors.
- 🔴 Made his ML debut on Opening Night, 4/6 at LAA, and retired the side in order in the 8th inning...Fanned Kendrys Morales for his 1st strikeout...Picked up his 1st win in his 2nd outing on 4/8 vs. LAA...Retired all 6 batters faced for his 1st career save on 5/8 vs. TOR.
- 🔴 Struck out a career-high 4 batters on 4/17 at TOR and matched that feat on 5/23 vs. ARI...Had a 15.1-inning scoreless streak from 6/14-7/19.
- 🔴 Did not allow a run in 22 of his final 23 outings beginning 7/31, posting a 0.77 ERA (2 ER/23.1 IP) and .114 opponent AVG (9-for-79) over that span...Retired all 1st batters faced in that time.
- 🔴 Had an AL-leading 14 saves over an 18-game span from 7/25-9/12...Did not walk a batter over a career-high 16-game stretch from 7/28-9/6...Retired 30 of 31 batters from 7/29-8/27.
- 🔴 Was named AL Rookie of the Month in August...Did not allow a run in 11.0 innings, going 2-0 with 7 saves in 11 appearances while allowing just 4 base runners, all on singles.
- 🔴 After the season was selected as the winner of the Philadelphia Sportswriters Association's Native Son Award...Received the award in January 2010.

2008: Spent the entire season at Double-A Midland and converted to relief mid-season.

- 🔴 Began the season in the rotation and went 1-8 with a 6.18 ERA (49 ER/71.1 IP) in 15 starts before the All-Star break...Was the winning pitcher in his 1st start of the season but went 0-8 with a 6.75 ERA (49 ER/65.1 IP) over his final 14 starts...Made his last start on 6/21 vs. San Antonio.
- 🔴 Was moved to the bullpen in the 2nd half and finished the season going 4-1 with a 0.92 ERA (4 ER/39.0 IP) and .207 opponent AVG (30-for-145) in 22 relief appearances.
- 🔴 Tossed at least 1.0 inning in each of his relief appearances, including 2.0 or more 11 times...Did not have a save opportunity.
- 🔴 Tossed a scoreless inning in his 1st relief appearance on 6/28 at Arkansas and did not allow an earned run in his 1st 8 games out of the bullpen (12.0 IP)...Went 4-0 with a 1.29 ERA (3 ER/21.0 IP) in 11 August outings.
- 🔴 Following the season, pitched for Phoenix in the Arizona Fall League...Posted a 1.29 ERA (2 ER/14.0 IP) with 1 save in 11 appearances...Struck out 16 batters and walked just 1.

2007: Led the A's farm system with 150 strikeouts between 3 Oakland affiliates and finished 2nd among minor league organizational qualifiers with a 3.46 ERA (48 ER/125.0 IP).

- 🔴 Averaged 10.77 strikeouts per 9.0 innings in his 22 starts, 6th best among qualifying full season minor league starting pitchers...Had 6 games with 10 or more strikeouts...Also made 1 relief appearance.
- 🔴 Began the season in extended Spring Training and was sent to Single-A Kane County on 5/6...Went 1-4 with a 3.35 ERA (19 ER/51.0 IP) in 11 games (10 starts) with the Cougars.
- 🔴 Struck out a season-high 12 batters in 6.0 innings 6/8 at Wisconsin for his only win with Kane County and again in his final start with the Cougars on 7/1 at Cedar Rapids.
- 🔴 Promoted to High-A Stockton on 7/3 and went 3-4 with a 3.82 ERA (28 ER/66.0 IP) in 11 starts for the Ports.
- 🔴 Transferred to Triple-A Sacramento at the end of the season to make a start on 9/3 at Tucson...Earned the win, allowing 1 run on 3 hits and a walk in a season-high-tying 8.0 innings.

2006: Began his professional career with Short-A Vancouver and went 2-5 with a 2.02 ERA (13 ER/58.0 IP) in 13 games (10 starts).

- 🔴 Limited opponents to a .187 AVG (39-for-209) and just 2 home runs.
- 🔴 Made his pro debut on 7/4 at Everett with 2.0 scoreless innings of relief...Each of his 1st 3 appearances came in relief (0-1, 3.52 ERA) while his final 10 outings were starts (2-4, 1.79 ERA).
- 🔴 Ranked 2nd among Northwest League qualifiers with a .182 opponent AVG (33-for-181) as a starter...Allowed the 5th-fewest base runners per 9.0 innings among starters (10.01).
- 🔴 Had a no-decision in his 1st start on 7/19 vs. Spokane and did not allow a run in his 1st 3 starting assignments (15.1 IP)...Capped the streak with his 1st pro win on 7/30 vs. Tri-City when he tossed 5.0 shutout innings.
- 🔴 Named the circuit's Pitcher of the Week from 7/24-30 with 2 scoreless starts in that time (11.0 IP).

PERSONAL

♣ Married to Amanda...The couple has a daughter, Theodora.

♣ Graduated from Paul VI (NJ) High School in 2002...Was a Second Team All-South Jersey selection as a senior... Graduated from Wagner College where he amassed 14 wins and a school-record 237 strikeouts while leading the Seahawks to 3 straight NEC Tournament appearances...Had his uniform No. 17 retired by Wagner on 1/28/10.

IN THE COMMUNITY

Andrew serves as Director of Development for teammate Craig Breslow's Strike 3 Foundation, which heightens awareness, mobilizes support and raises funding for childhood cancer research...Joined Breslow, both CT residents, in January in organizing a baseball clinic in Newtown for children ranging in age from 6-12...Approximately 500 children participated, including some from Sandy Hook Elementary School...In December, took part in the Red Sox Holiday Road Trip, visiting Yale New Haven Medical Center and attended Christmas at Fenway...During 2012 Spring Training, met fans and signed autographs at the Open House for JetBlue Park at Fenway South, attended the Red Sox Foundation's Dancing with the New Stars event, and visited with Jimmy Fund patients during their trip to Fort Myers...Held the inaugural "Bailey Bowl" on 1/7/12 in Pennsauken, NJ to raise funds for the Strike 3 Foundation...Prior to joining the Red Sox, supported various A's Community Fund events and initiatives...Supports the MLB Players Trust.

ANDREW BAILEY'S CAREER RECORD

YEAR	CLUB	W-L	ERA	G	GS	CG	SHO	SV	IP	H	R	ER	HR	HB	BB	SO	WP	BK
2006	Vancouver	2-5	2.02	13	10	0	0	0	58.0	39	20	13	2	3	20	53	2	0
2007	Kane County	1-4	3.35	11	10	1	0	0	51.0	42	25	19	6	3	22	74	2	0
	Stockton	3-4	3.82	11	11	0	0	0	66.0	56	31	28	8	9	31	72	0	0
	Sacramento	1-0	1.13	1	1	0	0	0	8.0	3	1	1	0	0	1	4	0	0
2008	Midland	5-9	4.32	37	15	0	0	0	110.1	99	63	53	13	6	56	110	6	0
2009	OAKLAND	6-3	1.84	68	0	0	0	26	83.1	49	17	17	5	0	24	91	6	0
2010	Sacramento	0-0	27.00	1	1	0	0	0	0.2	3	2	2	0	0	0	1	2	0
	OAKLAND	1-3	1.47	47	0	0	0	25	49.0	34	8	8	3	0	13	42	0	0
2011	Sacramento	0-0	0.00	4	0	0	0	0	4.0	3	0	0	0	2	1	3	0	0
	OAKLAND	0-4	3.24	42	0	0	0	24	41.2	34	18	15	3	0	12	41	0	0
2012	GCL Red Sox	0-0	0.00	2	2	0	0	0	2.0	2	0	0	0	1	1	4	0	0
	BOSTON	1-1	7.04	19	0	0	0	6	15.1	21	12	12	2	0	8	14	0	1
	Portland	0-0	9.00	1	0	0	0	0	1.0	3	1	1	0	0	0	2	0	0
	Pawtucket	0-0	0.00	3	0	0	0	0	3.1	1	0	0	0	0	0	4	0	0
Major League Totals		8-11	2.47	176	0	0	0	81	189.1	138	55	52	13	0	57	188	6	1
Minor League Totals		12-22	3.46	84	50	1	0	0	304.1	251	143	117	29	24	132	327	12	0
Red Sox Totals		1-1	7.04	19	0	0	0	6	15.1	21	12	12	2	0	8	14	0	1

2005 Selected by the Milwaukee Brewers in the 16th round of the June draft (did not sign)

2006 Signed by the Oakland Athletics as a sixth-round selection in the June draft

2011 Acquired by the Boston Red Sox with OF Ryan Sweeney in exchange for OF Josh Reddick, RHP Raul Alcantara and 1B Miles Head on 12/28

ALL-STAR GAME RECORD

YEAR	CLUB	W-L	ERA	G	GS	CG	SHO	SV	IP	H	R	ER	HR	HB	BB	SO	WP	BK
2009	AL at STL																	
Selected--Did Not Pitch																		
2010	AL at LAA	0-0	0.00	1	0	0	0	0	0.1	0	0	0	0	0	1	1	0	0
All-Star Game Totals 0-0		0.00	1	0	0	0	0	0	0.1	0	0	0	0	0	1	1	0	0

CAREER FIELDING RECORD

YEAR	CLUB	POS	PCT.	G	GS	PO	A	E	TC	DP
2009	OAKLAND	P	.941	68	0	7	9	1	17	0
2010	OAKLAND	P	1.000	47	0	4	5	0	9	0
2011	OAKLAND	P	1.000	42	0	1	4	0	5	0
2012	BOSTON	P	1.000	19	0	0	1	0	1	0
Career Totals		P	.969	176	0	12	19	1	32	0

CAREER SINGLE-GAME HIGHS

INNINGS PITCHED	2.0, 15 times, last 8/31/11 for OAK at CLE
STRIKEOUTS	4, 2 times, last 5/23/09 for OAK vs. ARI
HITS ALLOWED	4, 9/20/12 at TB
RUNS ALLOWED	5, 9/20/12 at TB
WALKS ALLOWED	2, 9 times, last 10/2/12 at NYY
HOME RUNS ALLOWED	1, 13 times, last 10/2/12 at NYY
EJECTIONS	None

FULL NAME: Daniel Paul Bard
BATS: Right **THROWS:** Right **HEIGHT:** 6-4 **WEIGHT:** 215
OPENING DAY AGE: 27 (Turns 28 on June 25)
BORN: June 25, 1985 in Houston, TX
RESIDES: Madison, MS
MAJOR LEAGUE SERVICE: 3 years, 74 days
ACQUIRED: Selected in the first round (28th overall) of the June 2006 draft
SIGNED BY: Jeff Zona (Red Sox)
CONTRACT STATUS: Signed through 2013



CAREER HIGHLIGHTS

🔥 Set new club single-season records for holds in both 2010 and 2011...Had at least a share of the AL lead in holds both seasons, leading with 32 in 2010 and tying with 34 in 2011.

🔥 Ranks 5th in the AL with 79 holds over parts of 4 major league seasons since 2009 despite going without a hold in 2012...His 79 holds from 2009-11 mark the most ever by a major leaguer in his 1st 192 games...That 2009-11 total is tied with Jonny Venters (2010-12) for the 2nd-most holds ever over a player's 1st 3 big league seasons behind SD's Luke Gregerson (83 from 2009-11).

🔥 Since 2009, ranks among AL relief leaders in strikeouts (10th, 217), opponent AVG (5th, .196), and opponent SLG (11th, .323).

🔥 Did not allow a run over a Red Sox-record 25 consecutive outings from 5/27-7/31/11.

🔥 Opened 2012 as a starter after pitching exclusively out of the bullpen over his previous 4 seasons, including 192 relief outings for the Red Sox from 2009-11...Converted to relief work while participating in the Hawaii Winter Baseball League following the 2007 season.

🔥 His 1st 192 appearances were the most in relief to begin a major league career with Boston prior to making a start...Only 4 other pitchers appeared in relief for the Red Sox in each of their 1st 192 ML appearances: Manny Delcarmen (1st 289 G), Dick Radatz (286), Hideki Okajima (261), and Sparky Lyle (260).

🔥 Named 2010 Red Sox Fireman of the Year by the Boston Chapter of the BBWAA.

🔥 Made major league debut in 2009 and was tabbed the Red Sox Rookie of the Year that season by the Boston Chapter of the BBWAA.

🔥 Earned Red Sox Minor League Pitcher of the Year honors in 2008.

2012: Posted a career-high 5 wins over 2 stints with Boston, pitching mostly as a starter before 6/5 option to Triple-A Pawtucket and as a reliever after 8/30 recall to the Red Sox.

🔥 Began year in the Red Sox rotation and had a 4-6 record with a 5.30 ERA (32 ER/54.1 IP) in 10 starts...Went 1-0 with 9 runs allowed in 5.0 innings (16.20 ERA) in 7 relief appearances for Boston.

🔥 Surrendered career-high 9 home runs despite tossing his fewest innings (59.1 IP) since his rookie season in 2009 (49.1 IP)...Walked career-high 43 batters while striking out a career-low 38...Also posted career highs in ERA (6.22), hits (60), runs (42), earned runs (41), HBP (8), and balks (2)...Tallied career lows in games (17) and had no saves or holds.

🔥 Posted a 3.70 ERA (10 ER/24.1 IP) at home compared to a 7.97 mark (31 ER/35.0 IP) on the road.

🔥 Held opposing batters to a .243 AVG (17-for-70) in their 1st plate appearance and .239 (16-for-67) in their 2nd plate appearance compared to .316 (18-for-57) in their 3rd plate appearance of the game.

🔥 In his 10 starts, owned a 4.44 ERA (23 ER/46.2 IP) over the 1st 5 innings compared to an 11.25 ERA (9 ER/7.2 IP) in subsequent frames.

🔥 Earned a decision in all 10 starts, the longest such streak by a Red Sox pitcher to begin a career since Tom Bolton tallied 11 in a row from 8/3/89-8/18/90.

🔥 Went 2-2 with a 3.72 ERA (8 ER/19.1 IP) in 4 games (3 starts) in April...Fanned 6 or more batters in his 1st 3 major league starts, becoming the 1st Boston hurler to do so since Aaron Sele in 1993.

🔥 Made 1st career start in a 7-3 Sox loss on 4/10 at TOR in his 193rd career ML appearance.

ALL-TIME RED SOX SINGLE-SEASON HOLDS LEADERS

HOLDS	PITCHER	YEAR
34	Daniel Bard	2011
32	Daniel Bard	2010
27	Hideki Okajima	2007
24	Hideki Okajima	2009
24	Mike Timlin	2005

BARD

⚡ Struck out 7 batters and issued 7 walks on 4/16 vs. TB, the 1st Red Sox pitcher to reach those marks in a game since Tim Wakefield on 6/5/97 at MIL (10 K, 7 BB), and the 1st Red Sox to do it at Fenway Park since Roger Clemens on 6/6/87 vs. DET (7 K, 7 BB).

⚡ Earned the win in 1st relief appearance of the year on 4/23 at MIN...Stranded an inherited runner on 3rd base in 0.2 scoreless IP.

⚡ Won for the 2nd time in as many appearances on 4/27 at CWS following a victory in relief in his previous outing on 4/23 at MIN...Became the 1st Red Sox hurler to win back-to-back appearances, with the 1st in relief and the 2nd as a starter, since John Burkett on 6/11/03 vs. STL (relief) and 6/17/03 at CWS (start).

⚡ Was charged with 2 balks and 1 wild pitch in the 2nd inning on 5/8 at KC...According to Elias, became the 1st major leaguer to do so in an inning since Rick Mahler on 4/11/89 at HOU with CIN.

⚡ Gave up homers in each of his 1st 3 games after 8/30 recall, marking the 1st time in his career allowing long balls in 3 consecutive relief appearances.

⚡ Made 30 of 31 outings with the PawSox in relief, going 3-2 with 4 saves...Fanned 32 batters in 32.0 innings...Held opponents scoreless in 10 of his last 15 games from 7/19-8/26...Posted a .254 opponent AVG (31-for-122) overall in Triple-A.

2011: Tied for the AL lead with 34 holds, trailing only WSH's Tyler Clippard (38) and ATL's Jonny Venters (35) for the major league lead.

⚡ Was the most holds for a Red Sox in a single season since the stat was 1st tracked in 1969, breaking his own club record set the previous year (32)...Led the AL with a franchise-record 21 holds before the All-Star break.

⚡ Paced the team while placing among AL relief leaders in appearances (T-5th, 70) and opponent AVG (5th, .179)...Also ranked among qualifying AL relievers in WHIP (6th, career-best 0.96), opponent OBP (7th, .254), and strikeouts (T-7th, 74).

⚡ Allowed just 14.7 percent of inherited runners to score (5 of 34), the 4th-lowest mark among AL qualifiers...Was the 2nd-best single-season mark by a Sox reliever (min. 30 IR) since 1995 after Jonathan Papelbon in 2008 (13.3%, 4 of 30).

⚡ Held right-handers to a .136 clip (15-for-110), 4th best among AL hurlers with at least 100 batters faced...Limited hitters in the 3rd-6th spots in the lineup to a .128 AVG (14-for-109), including just .138 (4-for-29) to cleanup hitters, which tied for 2nd best in the AL (min. 30 BF)...Opponents hit just .133 (12-for-90) against him with 2 outs, 3rd lowest in the AL (min. 50 BF).

⚡ Held opponents hitless in all 12 at-bats with the bases loaded, the most opponent at-bats among AL hurlers who did not allow a hit in that situation.

⚡ Tallied a .161 opponent AVG (24-for-149) in the 1st half of the season, the best mark by any qualifying Red Sox pitcher before the break over the last 65 seasons since 1946.

⚡ Had a career-long 7 straight outings with a hold from 7/1-16...At the time, tied the 2nd-longest such streak ever by a Red Sox (passed by Vicente Padilla, 10 in 2012)...Led the majors with 10 holds in 13 July tilts overall.

⚡ Led club and tied for 5th in AL in both scoreless appearances (55) and perfect outings (30)...Was the most appearances by a Red Sox without allowing a base runner since Tom Gordon in 1998 (31).

⚡ Did not allow a run over a Red Sox-record 25 consecutive outings from 5/27-7/31...Posted an AL-high and career-best 26.1-inning scoreless streak in that time...It was the longest single-season scoreless inning streak by a Red Sox since Pedro Martinez in 2002 (35.0, 7/25-8/16) and the longest for the team as a reliever since Bob Stanley in 1980 (27.1, 7/29-9/1/80).

⚡ Went more than 1.0 inning a career-high 16 times, posting a 0.75 mark (2 ER/24.0 IP) with 10 holds and 28 K's in those outings.

⚡ Struck out a season-high 4 batters on 5/4 vs. LAA, tossing scoreless 11th and 12th innings in the team's 13-inning loss...Also hurled 2.0 frames on 8/21 at KC, matching his season-high.

⚡ Fanned 2 in a scoreless 9th inning on 4/23 at LAA, combining with Daisuke Matsuzaka (8.0 IP) for a 5-0 shutout on 4/23 at LAA.

⚡ Pitched a perfect 9th inning on 6/5 vs. OAK in a 6-3 win for his only save of the season, the 5th of his career.

⚡ Lost a career-high 9 games...Took the loss in 3 straight outings from 9/7-14, becoming the 1st Red Sox reliever to suffer the loss in 3 straight appearances since Jim Willoughby dropped 3 straight from 8/22-26/76...Threw 36 pitches in 1.0 inning of work on 9/7 at TOR, his 2nd-largest single-game total after 38 pitches on 5/13/09 at LAA.

2010: Led the AL with a then Red Sox-record 32 holds (surpassed by Bard in 2011)...Was just the 3rd Sox reliever all time to record an ERA under 2.00 while throwing at least 70.0 innings.

⚡ Earned the Sox 2010 Fireman of the Year honors from the Boston Chapter of the BBWAA.

⚡ His 32 holds also placed 3rd in the majors behind SD's Luke Gregerson (40) and Mike Adams (38)...Passed Hideki Okajima's mark of 27 in 2007 for most by a BOS hurler.

LONGEST STREAKS OF SCORELESS OUTINGS IN RED SOX HISTORY

G	PITCHER	DATES
25	Daniel Bard	5/27-7/31/2011
21	Jonathan Papelbon	7/17-9/16/2011
20	Ugueth Urbina	4/26-6/26/2002

⚡ Paced Boston and tied for 5th in the AL with 73 games...Tied for the team lead (also Jonathan Papelbon) and tied for 3rd in the AL with 76 relief strikeouts...Also led Sox relievers and ranked among AL leaders out of the bullpen in opponent average (4th, .176), innings (T-4th, 74.2), and ERA (6th, 1.93)...Struck out at least 1 batter in an AL-relief-high 51 appearances.

⚡ Became the 1st Red Sox reliever to toss at least 70.0 frames and record an ERA under 2.00 since Dick Radatz in 1963 (132.1 IP/1.97 ERA)...Was the 5th Boston pitcher to do it overall in that time (also starters Luis Tiant (1.91 in 1972), Roger Clemens (1.93 in 1990), and Pedro Martinez (1.74 in 2000)...Only the 3rd Sox reliever to accomplish the feat overall, also Ellis Kinder in 1953 (107.0 IP/1.85 ERA).

⚡ Tossed more than 1.0 inning on 15 occasions, posting a 1.11 mark (3 ER/24.1 IP) with 8 holds and 22 strikeouts in those outings.

⚡ Collected a career-high 3 saves: 5/19 vs. MIN, 6/8 at CLE, and 6/18 vs. LAD.

⚡ Tallied an AL-relief-best 0.81 ERA (3 ER/33.1 IP) and .131 opponent average (14-for-107) at home (min. 25.0 IP) compared to 2.83 (13 ER/41.1 IP) and .208 (31-for-149) on the road...Had a 1.68 ERA at night (11 ER/59.0 IP) compared to 2.87 (5 ER/15.2 IP) during the day.

⚡ Held left-handed batters to a .141 AVG (19-for-135), 3rd among AL relievers (min. 50 LH batters faced)...Limited righties to a .215 clip (26-for-121).

⚡ Had a 1.75 ERA (7 ER/36.0 IP) in 35 games against AL East rivals, including 8.1 scoreless innings in 8 outings vs. TB and 8.1 shutout frames in 7 appearances vs. TOR.

⚡ Posted ERA's under 1.00 in 2 months: 0.79 in May (1 ER/11.0 IP) and 0.96 (1 ER/9.1 IP) in July.

⚡ Combined on 1-hitters twice in a span of 4 days: 5/22 at PHI with Daisuke Matsuzaka, and 5/25 at TB with Jon Lester, Manny Delcarmen and Jonathan Papelbon...Was the 1st Red Sox pitcher to contribute to a pair of 1-hitters in the same season since Rick Wise did so in 1976 (both starts).

⚡ Tallied season-high, 15.2-inning scoreless streak over 16 outings from 6/15-7/25, the longest stretch by a Sox reliever in 2010.

⚡ Held opponents scoreless in 35 of his last 42 tilts beginning 6/15 with a 1.50 ERA (7 ER/42.0 IP) in that time.

⚡ Made 100th career appearance on 8/9 at NYY and recorded a hold...Marked his 38th career hold, tied for the 7th most ever by a pitcher in his 1st 100 games.

2009: Spent 1st season at major league level after making big league debut in May...Named Red Sox Rookie of the Year by the Boston Chapter of the BBWAA...Led major league rookie relievers and was 6th among AL relievers with 11.49 strikeouts per 9.0 innings pitched.

⚡ The 11.49 strikeouts per 9.0 IP ranked as the 3rd-best ratio among AL rookie relievers since 1921 behind Ken Brett (12.04 with BOS in 1970) and Rafael Soriano (11.55 with SEA in 2003).

⚡ Also ranked among AL rookie relievers in strikeouts (4th, 63), opponent batting average (8th, .228), games (7th, 49), and innings (9th, 49.1).

⚡ His 63 strikeouts tied Hideki Okajima (2007) for 4th among Red Sox rookie relievers since 1921 behind only Dick Radatz (143 in 1962), Jonathan Papelbon (75 in 2006), and Ken Brett (70 in 1970)...At the time, ranked 8th among Sox rookie relievers since 1921 with a 2.86 strikeout-to-walk ratio (63 K's/22 BB).

⚡ Recorded multiple strikeouts on 19 occasions, including 8 games of 3 or more...Struck out 3 batters in each of 3 straight outings, 7/9-17...Was the 1st Red Sox reliever to do so in a single season since Alan Embree, 8/7-17/02, and the 1st rookie reliever since Craig Skok's 4 straight from 7/17-8/7/73.

⚡ Selected to the big league roster from Triple-A Pawtucket on 5/10...Made ML debut on 5/13, tossing 2.0 scoreless frames at LAA and striking out his 1st batter faced (Mike Napoli).

⚡ Fanned each of his last 5 batters faced on 5/29 at TOR, a career-high 2.1-inning outing...Became the 1st Red Sox rookie to strike out 5 straight since Casey Fossum on 8/27/02 vs. the Yankees.

⚡ 1st major league save came on 6/12 at PHI, throwing a scoreless 13th inning.

⚡ No earned runs allowed over a span of 14.0 innings (12 games) from 6/28-8/1 with 23 strikeouts compared to no walks...Streak ran to 14.1 IP before yielding a run in the 8th on 8/4 at TB.

⚡ Made 27 appearances before yielding 1st home run, 8/4 at TB (Evan Longoria)...Marked longest homerless streak to begin a major league career by any Red Sox pitcher since at least 1919.

⚡ Earned 1st ML victory with 1.1 scoreless innings, 8/26 vs. CWS...Sox won, 3-2, on a walk-off HR by David Ortiz.

⚡ Entering the season, was named the No. 4 prospect in the Red Sox system by *Baseball America* and dubbed as having the best fastball in the system in the publication's best tools survey.

POSTSEASON: Made postseason debut in Game 1 of the ALDS at LAA on 10/8, tossing 1.0 perfect inning with 2 strikeouts...Also threw 2.0 perfect frames with 2 K's in Game 3 on 10/11 at Fenway Park.

2008: Named Red Sox Minor League Pitcher of the Year, splitting time between Single-A Greenville and Double-A Portland in his 2nd professional season.

- 👉 Threw more than 1.0 inning in 33 of 46 combined appearances, including 11 straight, 4/6-5/7 with Greenville.
- 👉 Combined to hold right-handed batters to a .150 clip (23-for-153) compared to .168 (19-for-113) vs. lefties... Yielded 4 homers to righties and none to left-handers.
- 👉 Began the season with Greenville...No runs allowed in 14 of 15 appearances with the Drive.
- 👉 Garnered Red Sox Minor League Pitcher of the Month honors for April, tossing 20.0 scoreless frames and going 1-0 with a system-best 32 strikeouts over 10 appearances...Scoreless streak stretched to 22.0 innings and 11 outings before surrendering 2 runs on 5/7 against Rome.
- 👉 Earned a promotion to Portland on 5/17...Fanned at least 1 batter in 29 of 31 appearances with the Sea Dogs.
- 👉 Landed on the disabled list 8/29 and missed the rest of the season.
- 👉 Following the season, ranked the No. 9 prospect in the Eastern League according to *Baseball America* and also named a First-Team Minor League All-Star by that publication.

2007: In 1st pro season, started 22 games between Single-A Lancaster and Greenville.

- 👉 Made 5 starts for Lancaster, 4/6-27, before landing on the DL on 5/2 with an elbow strain.
- 👉 Transferred to Greenville on 6/5...Held opponents to 3 earned runs or less in each of his first 9 outings from 6/5-7/20, going 3-1 with a 3.65 ERA (15 ER/37.0 IP) in that time.
- 👉 Pitched exclusively in relief over 16 appearances for the Honolulu Sharks of the Hawaii Winter League... Posted a 1.08 ERA (2 ER/16.2 IP), 4th best in the circuit...Named to the league's post-season All-Star team.
- 👉 Prior to the season, cited by *Baseball America* as No. 4 prospect and having the best fastball in the Boston chain.

PERSONAL

- 👉 Married to Adair.
- 👉 Attended the University of North Carolina and went 23-12 with a 3.86 ERA (116 ER/270.1 IP) and 235 strikeouts over 3 seasons with the Tar Heels...Tied career high in wins (8) and posted personal bests in ERA (3.47) and strikeouts (90) as a junior in 2006...Was teammates with fellow Red Sox pitcher Andrew Miller.
- 👉 Played for the Wareham Gatemen of the Cape Cod Baseball League in the summer of 2005.
- 👉 His father, Paul, played 5 years of minor league baseball in the Dodgers and Orioles organizations...Younger brother, Luke, was selected by the Red Sox in the 16th round of the June 2009 draft but did not sign and is now pitching in the Twins system...Grandfather, Fran O'Brien, has coached baseball at Stonehill, MIT, Holy Cross, and Brandeis University.

IN THE COMMUNITY

Daniel has been active in many of the Red Sox' community efforts since joining the big league club in 2009...In 2012, served as Jimmy Fund Co-Captain with teammate Jarrod Saltalamacchia...Also attended the Fenway Park Open House...Participates in events that benefit the Red Sox Foundation...Has visited with fans as part of the Red Sox Destinations program...During Spring Training, has played in the Children's Hospital of Southwest Florida Celebrity Golf Classic in Fort Myers and, in 2010, attended "An Evening with the Red Sox," a fundraiser for the Boys & Girls Clubs of Lee County...In 2011, spoke with children attending the Red Sox Baseball Academy and participated in the Bank of America Youth Clinic at Fenway Park...Also took part in the Foundation to be Named Later's Business of Baseball Luncheon and participated in Red Sox On-Field Photo Day...Took part in the annual BoSox Club Family Day at Fenway Park in 2010...In 2009, participated in the New Stars for Young Stars event to benefit the Jimmy Fund and visited the Jimmy Fund and Children's Hospital Boston as part of the Rookie Program...Also in 2009, assisted in a baseball clinic at McCoy Stadium, the home of the Red Sox Triple-A club, and took part in a fan/player photo session.

DANIEL BARD'S CAREER RECORD

YEAR	CLUB	W-L	ERA	G	GS	CG	SHO	SV	IP	H	R	ER	HR	HB	BB	SO	WP	BK
2007	Lancaster	0-2	10.13	5	5	0	0	0	13.1	21	23	15	2	1	22	9	5	0
	Greenville	3-5	6.42	17	17	0	0	0	61.2	55	49	44	3	7	56	38	22	1
2008	Portland	4-1	1.99	31	0	0	0	7	49.2	30	14	11	3	3	26	64	8	0
	Greenville	1-0	0.64	15	0	0	0	0	28.0	12	2	2	1	3	4	43	0	0
2009	Pawtucket	1-0	1.13	11	0	0	0	6	16.0	6	2	2	2	1	5	29	0	0
	BOSTON	2-2	3.65	49	0	0	0	1	49.1	41	24	20	5	3	22	63	1	1
2010	BOSTON	1-2	1.93	73	0	0	0	3	74.2	45	18	16	6	2	30	76	2	0
2011	BOSTON	2-9	3.33	70	0	0	0	1	73.0	46	29	27	5	2	24	74	2	1
2012	Pawtucket	3-2	7.03	31	1	0	0	0	32.0	31	29	25	2	10	29	32	9	0
	BOSTON	5-6	6.22	17	10	0	0	0	59.1	60	42	41	9	8	43	38	1	2
Major League Totals		10-19	3.65	209	10	0	0	5	256.1	192	113	104	25	15	119	251	6	4
Minor League Totals		12-10	4.44	110	23	0	0	13	200.2	155	119	99	13	25	142	215	44	1
Red Sox Totals		10-19	3.65	209	10	0	0	5	256.1	192	113	104	25	15	119	251	6	4

2006 Signed by the Boston Red Sox as a first-round selection (28th overall) in the June draft

DIVISION SERIES RECORD

YEAR	CLUB	W-L	ERA	G	GS	CG	SHO	SV	IP	H	R	ER	HR	HB	BB	SO	WP	BK
2009	BOS vs. LAA	0-0	0.00	2	0	0	0	0	3.0	0	0	0	0	0	0	4	0	0

CAREER FIELDING RECORD

YEAR	CLUB	POS	PCT.	G	GS	PO	A	E	TC	DP
2009	BOSTON	P	.750	49	0	4	2	2	8	1
2010	BOSTON	P	.875	73	0	7	7	2	16	1
2011	BOSTON	P	.941	70	0	11	5	1	17	0
2012	BOSTON	P	1.000	17	10	4	8	0	12	3
Career Totals		P	.906	209	10	26	22	5	53	5

CAREER SINGLE-GAME HIGHS

INNINGS PITCHED	7.0, 2 times, last 5/8/12 at KC (start)
	2.1, 5/29/09 at TOR (relief)
LOW-HIT COMPLETE GAME	None
STRIKEOUTS	7, 4/16/12 vs. TB
HITS ALLOWED	8, 2 times, last 5/2/12 vs. OAK
RUNS ALLOWED	5, 5 times, last 6/3/12 at TOR
WALKS ALLOWED	7, 4/16/12 vs. TB
HOME RUNS ALLOWED	2, 3 times, last 5/29/12 vs. DET
WINNING STREAK	2, 3 times, last 5/23/12-5/29/12
EJECTIONS	None



FULL NAME: Pedro Beato

BATS: Right **THROWS:** Right **HEIGHT:** 6-6 **WEIGHT:** 230

OPENING DAY AGE: 26

BORN: October 27, 1986 in Santo Domingo, DR

RESIDES: Howard Beach, NY

MAJOR LEAGUE SERVICE: 1 year, 100 days

ACQUIRED: From New York (NL) on August 16, 2012 to complete the August 14, 2012 trade for C Kelly Shoppach

SIGNED BY: Nick Presto (Orioles)

CONTRACT STATUS: Signed through 2013



NON-ROSTER INVITEE

CAREER HIGHLIGHTS

👉 Enters 1st full season in the Red Sox organization in 2013 after being acquired from the Mets on 8/16/12... Has made 71 major league appearances, all out of the bullpen, between the 2 clubs.

👉 Set a Mets franchise record with 18.2 consecutive IP without an ER to begin his ML career from 4/1-5/21/11.

👉 Selected by the Mets from the Orioles in the December 2010 Rule 5 Draft and spent the entire 2011 season on NYM's roster...Signed with BAL as a supplemental 1st round selection (32nd overall) in the June 2006 draft.

2012: Combined to appear in 11 big league games between the Mets and Red Sox...Acquired by BOS on 8/16 to complete 8/14 trade of C Kelly Shoppach.

👉 Went 1-0 with a 4.70 ERA (4 ER/7.2 IP) in 4 games with BOS over 2 stints, 8/26-27 and 9/21 through the end of the season...Tossed at least 2.0 innings in 3 of 4 outings with the Sox.

👉 Earned the win in relief in his Red Sox debut on 8/26 vs. KC, allowing 2 runs in 2.0 innings.

👉 All 7 outings for the Mets came in July, including 5 scoreless efforts...Matched a career high with 4 runs allowed on 7/23 vs. WSH (also 5/26/11 at CHC).

👉 Began season on NYM's 15-day DL with right shoulder stiffness...Transferred to the 60-day DL on 5/8 and activated on 6/6...Was optioned to Triple-A Buffalo 6/8 without appearing with the Mets.

👉 Made 24 appearances (1 GS) overall for Buffalo, including 6 on rehab, going 4-4 with a 4.14 ERA (17 ER/37.0 IP)...1st 3 rehab outings came with High-A St. Lucie 5/19-23, tossing 4.0 scoreless frames.

👉 Optioned to Pawtucket immediately after being acquired by the Sox on 8/16...Made 7 appearances for the club over 2 stints...Between the regular season and International League playoffs, combined to yield just 2 runs (1 ER) and strike out 9 batters in 8.0 innings.

👉 Designated for assignment on 12/19 to make room on the 40-man roster for Ryan Dempster...Outrighted to Triple-A Pawtucket on 12/21.

2011: Pitched in 60 games for the Mets after being selected from BAL in the 2010 Rule 5 Draft, making his 1st Opening Day roster.

👉 Made ML debut on Opening Day, 4/1 at FLA, working 2.0 scoreless innings.

👉 Placed on the 15-day DL on 5/4 (retro to 5/2) with tendinitis in his right elbow...Activated on 5/17.

👉 Did not allow an earned run over his 1st 12 ML outings spanning 18.2 innings from 4/1-5/21 (4 unearned runs), the longest streak of innings without an earned run by a pitcher who started his ML career with the Mets...Allowed 2 earned runs on 5/22 at NYY to snap the streak.

👉 Stranded 25 of 36 inherited runners (30.6 %), the 4th-best rate among NL rookies...Finished 2nd among NL rookie relievers in innings (67.0) and was 5th among all NL rookie hurlers in appearances (60)...Ranked 6th among NL rookies and tied for 2nd on the team with 11 holds.

👉 Earned 1st ML win in a 6-3 victory on 4/27 at WSH...Tossed 1.0 inning, allowing just an unearned run.

👉 Worked a team relief season-high 3.0 innings without allowing a run on 5/1 in a 14-inning triumph at PHI.

👉 Was 2-1 with a 3.38 ERA (15 ER/40.0 IP) prior to the All-Star break and posted a 5.67 ERA (17 ER/27.0 IP) in the 2nd half.

2010: Spent the year with BAL's Double-A Bowie affiliate...Named a mid-season Eastern League All-Star in his 1st season pitching exclusively out of the bullpen.

👉 Led the Baysox and finished 5th in the Eastern League with 16 saves in 20 chances...Tied for the 3rd-most saves in the Orioles system.

👉 Also paced the club with a 2.11 ERA (14 ER/59.2 IP) and 43 appearances...Topped Bowie relievers in innings and strikeouts (50).

- 🔥 Held opponents to a .225 AVG (49-for-218), including .214 (24-for-112) vs. left-handed hitters and .236 (25-for-106) against right-handers.
- 🔥 Posted a 1.34 ERA (5 ER/33.2 IP) in 16 outings longer than 1.0 inning...Went season-high 3.0 frames 4 times.
- 🔥 Had a 1.00 ERA (3 ER/27.0 IP) through the end of May...13 of his last 15 appearances beginning 7/15 were scoreless (1.10 ERA, 2 ER/16.1 IP).
- 🔥 Recorded his 1st pro save on 5/11 vs. Richmond.
- 🔥 Placed on the DL on 8/23 and missed the remainder of the season.
- 🔥 Following the season, made 2 relief appearances for Licey in the Dominican Winter League.

2009: Combined for 25 starts and 1 relief appearance between BAL's High-A Frederick and Double-A Bowie clubs.

- 🔥 Finished 2nd on the Keys in innings (105.1) and starts (20), and tied for 2nd in wins (5).
- 🔥 Tied a career-high with 8 strikeouts in a win, 4/26 vs. Potomac.
- 🔥 Tossed 7.0 scoreless frames in his final start for the Keys on 7/29 vs. Frederick, combining on a 1-0 shutout.
- 🔥 Made Double-A debut with 6 outings for the Baysox.

2008: Spent most of the season with High-A Frederick.

- 🔥 Won 3 of his 4 starts in April...Gave up 1 run in 4 of 7 outings before landing on the DL on 5/14.
- 🔥 Rehabbed with 2 starts for the Rookie-level GCL Orioles, posting a 2.53 ERA (3 ER/10.2 IP)...Returned to the Keys on 6/30.
- 🔥 Following the season, rated as the No. 21 prospect in the Orioles system.

2007: Pitched the entire season at Single-A Delmarva.

- 🔥 Led the team with 27 starts and 142.1 innings...Tied for 2nd with 7 wins.
- 🔥 Gave up 2 earned runs or less in 17 starts.
- 🔥 Allowed 3 ER or less in 7 consecutive starts from 5/25-6/26, with a 3.19 ERA (13 ER/36.2 IP) in that stretch.
- 🔥 Was a member of the World Team at the All-Star Futures Game on 7/8 in SF...Faced 2 batters in relief, recording a strikeout and allowing a single.
- 🔥 Ranked by *Baseball America* as the No. 9 prospect in the BAL chain after the season.

2006: Began pro career with Short-A Aberdeen.

- 🔥 Made 4 relief appearances before joining the rotation...Went 3-2 with a 2.79 ERA (16 ER/51.2 IP) in 10 starts.
- 🔥 Did not allow an earned run in 5.0 innings in his 1st start on 7/17 vs. Jamestown.
- 🔥 Surrendered 3 earned runs or less in each start.
- 🔥 Tabbed the 2nd-best prospect in the New York-Penn League...Also named the 4th-best Orioles prospect by *Baseball America* following the season.

PERSONAL

- 🔥 Married to Rossemayr.
- 🔥 Grew up in Queens, NY and graduated from Brooklyn's Xaverian High School...Had elbow ligament replacement surgery in April 2004 and missed his junior year.
- 🔥 Attended St. Petersburg (FL) Junior College.
- 🔥 Ranked as the 13th-best prospect in the 2006 draft by *Baseball America*.
- 🔥 During the 2011-12 offseason, performed numerous clinics to help raise money for the Youth Service League in Brooklyn.

PEDRO BEATO'S CAREER RECORD

YEAR	CLUB	W-L	ERA	G	GS	CG	SHO	SV	IP	H	R	ER	HR	HB	BB	SO	WP	BK
2006	Aberdeen	3-2	3.63	14	10	0	0	0	57.0	47	31	23	6	0	23	52	3	1
2007	Delmarva	7-8	4.05	27	27	0	0	0	142.1	139	75	64	10	3	59	106	12	1
2008	Frederick	4-10	5.85	19	19	0	0	0	97.0	119	74	63	11	7	33	51	3	1
	GCL Orioles	0-0	2.53	2	2	0	0	0	10.2	10	3	3	1	1	1	3	1	0
2009	Frederick	5-7	4.53	20	20	1	0	0	105.1	125	60	53	12	9	40	70	6	1
	Bowie	1-3	4.50	6	5	0	0	0	32.0	33	16	16	6	0	7	18	1	0
2010	Bowie	4-0	2.11	43	0	0	0	16	59.2	49	14	14	4	3	19	50	4	0
2011	Buffalo	1-0	0.00	1	0	0	0	0	1.1	2	0	0	0	0	1	0	0	0
	NY METS	2-1	4.30	60	0	0	0	0	67.0	59	41	32	5	4	27	39	1	0
2012	St. Lucie	0-0	0.00	3	0	0	0	0	4.0	2	0	0	0	0	1	4	0	0
	NY METS	0-0	10.38	7	0	0	0	0	4.1	5	5	5	1	0	2	5	1	0
	Buffalo	4-4	4.14	24	1	0	0	0	37.0	32	21	17	7	2	11	27	1	2
	BOSTON	1-0	4.70	4	0	0	0	0	7.2	6	4	4	0	1	3	7	0	0
	Pawtucket	0-0	0.00	4	0	0	0	1	5.0	1	1	0	0	0	4	7	2	0
Major League Totals		3-1	4.67	71	0	0	0	0	79.0	70	50	41	6	5	32	51	2	0
Minor League Totals		29-34	4.13	163	84	1	0	17	551.1	559	295	253	57	25	199	388	33	6
Red Sox Totals		1-0	4.70	4	0	0	0	0	7.2	6	4	4	0	1	3	7	0	0

2005 Selected by the New York Mets in the 17th round of the June draft (did not sign)

2006 Signed by the Baltimore Orioles as a supplemental-round selection (32nd overall) in the June draft

2010 Selected by the New York Mets in the major league phase of the Rule 5 Draft on 12/9

2012 Acquired by the Boston Red Sox on 8/16 to complete 8/14 trade for C Kelly Shoppach

CAREER FIELDING RECORD

YEAR	CLUB	POS	PCT.	G	GS	PO	A	E	TC	DP
2011	NY METS	P	1.000	60	0	3	14	0	17	2
2012	NY METS	P	1.000	7	0	0	1	0	1	0
	BOSTON	P	-	4	0	0	0	0	0	0
Career Totals			P	1.000	71	0	3	15	18	2

CAREER SINGLE-GAME HIGHS

INNINGS PITCHED	3.0, 5/1/11 for NYM at PHI
STRIKEOUTS	3, 3 times, last 8/13/11 for NYM at ARI
HITS ALLOWED	4, 3 times, last 7/23/12 for NYM vs. WSH
RUNS ALLOWED	4, 2 times, last 7/23/12 for NYM vs. WSH
WALKS ALLOWED	3, 7/17/11 for NYM vs. PHI
HOME RUNS ALLOWED	1, 6 times, last 7/23/12 for NYM vs. WSH
EJECTIONS	None

FULL NAME: Xander Jan Bogaerts
BATS: Right **THROWS:** Right **HEIGHT:** 6-3 **WEIGHT:** 185
OPENING DAY AGE: 20
BORN: October 1, 1992 in Oranjestad, Aruba
RESIDES: San Nicolaas, Aruba
MAJOR LEAGUE SERVICE: None
ACQUIRED: Signed as an international free agent on Aug. 23, 2009
SIGNED BY: Mike Lord (Red Sox)
CONTRACT STATUS: Signed through 2013



NON-ROSTER INVITEE

CAREER HIGHLIGHTS

- 🔥 In 4th professional season, 1st at major league Spring Training...At 20 years old, is the youngest Red Sox player in big league camp.
- 🔥 Named 2012 Red Sox Minor League Offensive Player of the Year, *Baseball America's* 2012 Red Sox Minor League Player of the Year, and to *Baseball America's* 2012 Minor League All-Star Second Team.
- 🔥 Enters the season as BOS's No. 1 prospect according to *Baseball America*...In 2012, was named the No. 1 position player prospect in the Carolina League and No. 2 overall by *Baseball America*.
- 🔥 Tabbed by *Baseball America* as the best power hitter and the best athlete in the Red Sox system.
- 🔥 A native of Aruba, chosen to the Netherlands' roster for the 2013 World Baseball Classic...Would be the 1st Aruban to play for the Red Sox.
- 🔥 Participated in the 2013 Red Sox Rookie Program.

2012: Honored as Red Sox Minor League Offensive Player of the Year and *Baseball America's* Red Sox Minor League Player of the Year after splitting the season between High-A Salem and Double-A Portland...Also named to *Baseball America's* Minor League All-Star Second Team.

- 🔥 Combined to hit .307 (146-for-476) with 37 doubles, 3 triples, 20 home runs, 81 RBI, and 44 walks in 127 games...Ranked among Red Sox minor league leaders in home runs (T-2nd), RBI (3rd), and AVG (T-4th).
- 🔥 Was the Eastern League's youngest position player all year (2nd youngest overall).
- 🔥 Began year with 104 games for Salem and was named a Carolina League Regular and Post-Season All Star.
- 🔥 Placed among Carolina League qualifiers in AVG (4th, .302), OBP (4th, .378), and SLG (2nd, .505).
- 🔥 Tied for the Carolina League lead with 8 homers over a 25-game stretch from 6/3-6/28...In that time, led the circuit in SLG (.679) and OPS (1.144)...In 30 June games, batted .337 (34-for-101) with 24 RBI.
- 🔥 Promoted to Portland on 8/9 and homered that night in Double-A debut at Akron...Hit safely in his 1st 6 games at that level, including multiple hits in his 1st 4 tilts with the Sea Dogs.
- 🔥 Played for the World Team in the All-Star Futures Game on 7/8 in KC...Started as the DH and went 1-for-4.
- 🔥 Named CL Batter of the Week for 7/30-8/5, his last full week in the circuit...In that stretch, went 13-for-24 (.541) with 6 doubles, 4 RBI, and 4 walks.
- 🔥 Hit safely in 19 of 23 games with Portland at .326 (30-for-92), including 10 multi-hit contests.
- 🔥 Following the season, ranked by *Baseball America* as BOS's No. 1 prospect, as well as the best power hitter and best athlete in the system...Also selected as No. 1 position player prospect (No. 2 overall) in the Carolina League.

2011: Jumped to Single-A Greenville for his 1st season in the U.S.

- 🔥 Reported to the Drive on 6/9 and spent the rest of the season as the club's youngest player.
- 🔥 Ranked 3rd on the team with 16 home runs, tying for 3rd most in the South Atlantic League during his time with the club.
- 🔥 Knocked 2 home runs at Rome on 7/10, his 1st career multi-homer game.
- 🔥 Named the SAL Batter of the Week for 7/25-31 after going 8-for-23 (.348) and tying for the league lead with 3 homers and 7 RBI.
- 🔥 Closed out the season batting .352 (25-for-71) in his last 19 games, including 9 multi-hit efforts.
- 🔥 Following the season, rated as BOS's No. 2 prospect and the No. 10 prospect in the SAL by *Baseball America*... Also tabbed the No. 58 prospect in all of baseball.

2010: Named Red Sox Latin Program Player of the Year and a Dominican Summer League All-Star in his 1st professional season.

- ☛ Led the DSL Red Sox in AVG (.314), hits (75), HR (3), RBI (42), total bases (101), SLG (.423), and OPS (.819).
- ☛ Ranked 8th in AVG among DSL hitters with at least 200 AB.
- ☛ Topped the circuit with 295 chances and 110 putouts at shortstop.
- ☛ He and twin brother Jair each hit a grand slam on 8/20 in a 16-0 win at the DSL Indians.
- ☛ Tied for the 2nd-longest hit streak of the year in the DSL with a 13-game run to close out the season, over which he batted .358 (19-for-53) with 2 homers.

PERSONAL

- ☛ Graduated from Colegio Arubano High School in Aruba in 2009.
- ☛ Was a part of the Netherlands' gold-medal squad in the 2011 IBAF Baseball World Cup...Participated in the Senior Little League World Series in Bangor, ME in 2009.
- ☛ Is the twin brother of former Red Sox minor league 1B Jair Bogaerts, who was a player to be named later sent to the Cubs on 3/29/12 to complete the compensation for Theo Epstein joining the Cubs as the team's President of Baseball Operations...The brothers signed with the Red Sox on the same day.
- ☛ Speaks English, Spanish, Dutch, and Papiamentu.

XANDER BOGAERTS' CAREER RECORD

YEAR	CLUB	AVG.	G	AB	R	H	2B	3B	HR	RBI	SH	SF	HB	BB	SO	SB	CS	E
2010	DSL Red Sox	.314	63	239	39	75	7	5	3	42	0	5	6	30	37	4	5	21
2011	DSL Red Sox	.200	1	5	0	1	0	0	0	1	0	0	0	0	2	0	0	0
	Greenville	.260	72	265	38	69	14	2	16	45	0	4	2	25	71	1	3	26
2012	Salem	.302	104	384	59	116	27	3	15	64	1	2	5	43	85	4	4	17
	Portland	.326	23	92	12	30	10	0	5	17	0	1	3	1	21	1	1	4
Minor League Totals		.295	263	985	148	291	58	10	39	169	1	12	16	99	216	10	13	68

2009 Signed by the Boston Red Sox as an international free agent on 8/23



Alex Hassan, Bryce Brentz, and Xander Bogaerts visited patients at the Jimmy Fund during the 2013 Rookie Program.

FULL NAME: Jackie Bradley Jr.

BATS: Left **THROWS:** Right **HEIGHT:** 5-10 **WEIGHT:** 195

OPENING DAY AGE: 22 (Turns 23 on April 19)

BORN: April 19, 1990 in Richmond, VA

RESIDES: Richmond, VA

MAJOR LEAGUE SERVICE: None

ACQUIRED: Selected in the supplemental round (40th overall) of the June 2011 draft

SIGNED BY: Quincy Boyd (Red Sox)

CONTRACT STATUS: Signed through 2013

NON-ROSTER INVITEE



CAREER HIGHLIGHTS

👉 Entering 3rd professional season, 1st in major league Spring Training camp...Selected in the supplemental round (40th overall) of the June 2011 draft.

👉 Honored by the Boston BBWAA as the Red Sox 2012 Minor League Player of the Year after appearing in just 10 games in 2011, his 1st pro campaign...Also named to *Baseball America's* 2012 Minor League All-Star Second Team.

👉 Ranked as the No. 2 prospect in the BOS system by *Baseball America* during the off-season...Judged by the publication as the best hitter for AVG and as having the best strike zone discipline in the chain.

👉 Named Red Sox 2012 Defensive Player of the Year, serving primarily as a center fielder...Enters 2013 as the best defensive outfielder and as having the best outfield arm in the Red Sox system according to *Baseball America*.

👉 Tabbed as the top outfield prospect in both the High-A Carolina League and Double-A Eastern League in 2012.

👉 Participated in the 2013 Red Sox Rookie Program.

2012: Selected as Red Sox Minor League Player of the Year by the Boston Baseball Writers after his 1st full minor league campaign...Also named to *Baseball America's* 2012 Minor League All-Star Second Team.

👉 Combined to bat .315 (146-for-463) with 42 doubles, 4 triples, 9 homers, and 63 RBI in 128 games between High-A Salem and Double-A Portland...Tied for 7th among all minor leaguers in doubles and tied for 8th with 87 walks.

👉 Led BOS farhands with 90 runs and 87 walks...Also topped the system (min. 250 AB) with a .430 OBP and ranked 2nd among Sox minor league qualifiers in AVG.

👉 Was the Red Sox Minor League Defensive Player of the Year...Posted a .973 fielding percentage (7 E/260 TC) between center field (114 games) and right field (1 game).

👉 Began the year with Salem and earned Carolina League Mid- and Post-Season All-Star honors.

👉 Selected as the organization's Minor League Defensive Player of the Month for April.

👉 Named Topps Player of the Month in the Carolina League for May after batting .382 (34-for-89) with a CL-high 21 walks.

👉 Also hit .359 in April (28-for-78) and .336 in June (36-for-107).

👉 Reached via hit or walk in a Carolina League-high 29 consecutive home games from 4/13-6/7 (.440, 44-for-100, 23 BB), while posting a league-high 17-game home hitting streak from 4/13-5/20 (.488, 20-for-41).

👉 Went 5-for-5 with a double and 3 RBI on 5/12 at Myrtle Beach.

👉 Played the entire Carolina/California League All-Star Game on 6/19, batting leadoff and in center field.

👉 Led full-season minor leaguers with a .480 OBP prior to promotion to Double-A on 6/21 after the All-Star break...Also topped the Carolina League with a .359 AVG, 53 runs (tied), 26 doubles, and 52 walks in the 1st half and led the Sox with 16 stolen bases.

👉 Hit safely in 16 of his 1st 18 Double-A games through 7/7, batting .384 (28-for-73) in that stretch.

👉 Following the season, ranked by *Baseball America* as BOS's No. 1 outfield prospect, No. 2 prospect overall, the best defensive outfielder and as having the best outfield arm and best strike zone discipline in the system.

👉 Selected by *BA* as the No. 1 outfield prospect in both the Carolina League (No. 4 overall) and the Eastern League (No. 5 overall).

👉 Rated in *Baseball America's* Best Tools Survey as the Carolina League's most exciting player, best defensive outfielder, best batting prospect, and best base runner, as well as having the circuit's best outfield arm and best strike zone judgment.

BRADLEY JR.

2011: Appeared in 10 games between Short-A Lowell and Single-A Greenville in 1st pro season.

🔥 Hit 1st career home run in his final game of the season on 9/4 at Hickory.

🔥 Following the season, ranked by *Baseball America* as BOS's No. 3 outfield prospect and No. 10 prospect overall, as well as the best defensive outfielder in the system.

PERSONAL

🔥 Hit .331 with 30 homers and 133 RBI in his 3-year college career at the University of Carolina from 2009-11... Named to the All-Southeastern Conference Defensive Team in 2010 and 2011.

🔥 Led the 2010 National Champion Gamecocks with a .368 AVG and was named both the Most Outstanding Player and to the All-Tournament Team at the College World Series.

🔥 Named a Freshman All-American by *Baseball America*, *Collegiate Baseball*, the NCBWA, and Rivals.com...Also named to 2009 SEC All-Freshman Team.

🔥 Played for USA Baseball's Collegiate National Team in 2010.

🔥 Hit .275 (42-for-153) in 43 games for the Hyannis Mets of the Cape Cod League in 2009...Led the circuit with 4 triples.

🔥 Attended Prince George (VA) High School...Named to the 2008 Virginia AAA All-State Team.

JACKIE BRADLEY JR.'S CAREER RECORD

YEAR	CLUB	AVG.	G	AB	R	H	2B	3B	HR	RBI	SH	SF	HB	BB	SO	SB	CS	E
2011	Lowell	.190	6	21	5	4	0	0	0	0	0	0	0	4	5	0	2	0
	Greenville	.333	4	15	2	5	1	0	1	3	0	0	0	0	3	0	0	0
2012	Salem	.359	67	234	53	84	26	2	3	34	0	8	10	52	40	16	6	4
	Portland	.271	61	229	37	62	16	2	6	29	0	3	4	35	49	8	3	3
Minor League Totals		.311	138	499	97	155	43	4	10	66	0	11	14	91	97	24	11	7

2011 Signed by the Boston Red Sox as a supplemental-round selection (club's 4th pick, 40th overall) in the June draft



Jackie Bradley Jr. works out in Boston during the 2013 Rookie Program.

FULL NAME: Craig Andrew Breslow
BATS: Left **THROWS:** Left **HEIGHT:** 6-1 **WEIGHT:** 181
OPENING DAY AGE: 32 (Turns 33 on August 8)
BORN: August 8, 1980 in New Haven, CT
RESIDES: Naples, FL
MAJOR LEAGUE SERVICE: 5 years, 88 days
ACQUIRED: From Arizona in exchange for RHP Matt Albers and OF Scott Podsednik
SIGNED BY: Tom Tanous (Red Sox)
CONTRACT STATUS: Signed through 2014 (club option for 2015)



CAREER HIGHLIGHTS

🔴 In 2nd stint in Red Sox organization after being acquired from ARI on 7/31/12...Also spent the 2006-07 seasons in the Sox organization after signing as a minor league free agent, including 13 appearances with BOS in 2006.

🔴 Selected by the Brewers in the 26th round of the June 2002 draft, has made 358 career major league relief appearances over parts of 7 seasons with the Padres (2005), Red Sox (2006, 2012), Indians (2008), Twins (2008-09), A's (2009-11), and D-backs (2012).

🔴 Among active LHP with at least 300.0 IP, ranks 4th with a career 3.00 ERA and 3rd with a .225 opponent AVG.

🔴 Limiting right-handed hitters to a .224 AVG (166-for-740) and lefties to a .226 clip (117-for-518) over his career.

🔴 Has allowed 24.6 percent of inherited runners to score (228 IR/56 IRSc), the 8th-lowest mark among active hurlers (min. 200 inherited runners).

🔴 Has made 60 or more appearances in each of the last 4 seasons for a total of 282, which ranks 4th most among all major league relievers since 2009.

🔴 Set an A's single-season club record for strikeouts by a left-handed reliever in 2010 with 71.

🔴 Born in New Haven, CT and is a Yale graduate...Was the 24th Bulldog to reach the majors and 1st since pitcher Ron Darling in 1983...In 2012 with BOS, along with catcher Ryan Lavarnway, formed 2nd pair of Yale products to play in at least 1 game for the same major league team in a season, joining Frank Quinn and Sam Mele, who both played for the Red Sox in 1949.

🔴 Founded the "Strike 3 Foundation" in 2008 to heighten awareness, mobilize support, and raise funding for childhood cancer research.

2012: Split the season between ARI and BOS...Acquired by the Red Sox at the 7/31 trade deadline for RHP Matt Albers and OF Scott Podsednik.

🔴 Held left-handed batters to a .222 AVG (24-for-108) overall...Posted a .074 opponent clip (2-for-27) vs. the AL East while tossing 9.2 scoreless frames over 10 outings against the division.

🔴 Began the year with the D-backs and went 2-0 with a 2.70 ERA (13 ER/43.1 IP) in 40 relief outings...Fanned 42 batters with ARI, 8th-most among left-handed NL relievers at the time of the trade...16 of his 1st 18 appearances were scoreless, including 8 straight from 5/2-18 (9.1 IP).

🔴 Made 300th career appearance on 4/17 vs. PIT.

🔴 Tossed a season-high 2.1 innings on 4/20 vs. ATL (0 R), his 6th career outing of more than 2.0 innings.

🔴 Did not walk a batter in a career-high 11 consecutive games from 5/29-7/2 (11.2 IP).

🔴 27 of his last 31 games were scoreless beginning at the start of July (2.22 ERA, 7 ER/28.1 IP)...Recorded 36 K's over 33.0 IP over his last 34 tilts beginning 6/23.

🔴 Tallied at least 1 strikeout in a career-high 7 straight outings from 7/15-8/1 (10 K's), with the last of those appearances coming with BOS.

🔴 Added to Red Sox active roster on 8/1 and appeared in 23 games with BOS, posting a 2.70 ERA (6 ER/20.0 IP) and holding opponents to a .206 AVG (14-for-68) with 19 K's...Allowed runs in just 3 outings with the Sox.

🔴 Recorded 5 holds with the Sox, tied for the club lead beginning 7/31 (also Tazawa).

🔴 Tossed 9.0 scoreless frames over 10 games to end the season beginning 9/2, holding opponents to .143 clip (4-for-28) with 9 K's during that span...15 of his final 16 outings of 2012 were scoreless beginning on 8/15 and had 15 strikeouts in that time (2.45 ERA, 4 ER/14.2 IP).

LOWEST ERA, ACTIVE LEFT-HANDED PITCHERS (min. 300.0 innings pitched)

PITCHER	ERA
Clayton Kershaw	2.79
Eric O'Flaherty	2.87
Michael Gonzalez	2.94
Craig Breslow	3.00
David Price	3.16

BRESLOW

2011: In 2nd full season with the A's, made 67 appearances and led all relief pitchers with a career-high 5 pickoffs.

👉 Topped AL relievers in caught stealing (7)...Also ranked 11th in the AL in inherited runners scored percent (21.1, 8-of-38).

👉 Had a 3.06 ERA (11 ER/32.1 IP) prior to the All-Star Break and a 4.67 ERA (14 ER/27.0 IP) after.

👉 Compiled a pair of 11-game scoreless streaks (4/13-5/3 and 6/11-7/15), tying his career-long stretch for the 3rd and 4th time.

👉 Traded to ARI on 12/9 with RHP Trevor Cahill and cash considerations in exchange for RHPs Jarrod Parker and Ryan Cook and OF Collin Cowgill.

2010: Established career highs in saves (5), strikeouts (71), and innings pitched (74.2), and posted a career-low .194 opponents AVG in 75 games with the A's.

👉 Set an OAK record for strikeouts by a left-handed reliever...Tied for the 6th-most outings for an A's hurler in a single season.

👉 Ranked among AL relievers in appearances (2nd), innings pitched (T-4th), strikeouts (T-6th) and opponents AVG (10th)...Limited 1st batters faced to a .130 AVG (9-for-69), 6th-lowest in the AL...Allowed 21.2 percent (7-of-33) of inherited runners to score, 7th lowest in the AL.

👉 Opponents went 0-for-11 with 0 RBI against him with the bases loaded...The 11 at-bats were the most among all relief pitchers that did not allow an RBI with the bases loaded and the most by an AL pitcher since at least 1974.

👉 Struck out a career-high 4 batters on 6/4 vs. MIN.

👉 Retired 19 consecutive batters from 6/13-27.

👉 Made 200th career appearance on 7/20 vs. BOS.

👉 Save on 7/28 at TEX was 2nd career and 1st since 8/29/08 at OAK...Collected 4 more over the remainder of the season (8/20 vs. TB, 9/20 vs. CWS, 10/2 at SEA, and 10/3 at SEA).

2009: Spent most of season with OAK after being claimed off waivers in May...Set career highs with 8 wins, 7 losses, and 77 appearances between the Twins and A's.

👉 Ranked among AL relievers in wins (2nd), appearances (2nd), opponents AVG (T-10th, .197), and losses (T-1st)...His 7, 2nd-half victories tied for 8th among all AL pitchers.

👉 Allowed 24.0 percent (12-of-50) of inherited runners to score, the 10th-lowest rate in the AL.

👉 Began season with MIN and was 1-2 with a 6.28 ERA (10 ER/14.1 IP) in 17 games before being claimed off waivers by the A's on 5/20 and going 7-5 with a 2.60 ERA (16 ER/55.1 IP) in 60 tilts with OAK the rest of the season.

👉 Recorded 1st major league win on 5/14 with MIN vs. DET (0 ER in 1.2 IP).

👉 Made 100th career appearance on 6/1 at CWS.

👉 Tallied a career-best 13.2 scoreless-inning streak from 8/31-10/4 and tied a career-long stretch with 11 straight scoreless games from 8/31-10/3.

2008: Posted a career-best 1.91 ERA (10 ER/47.0 IP) in 49 games between the Indians and Twins...Marked the 9th-best ERA among AL relievers with at least 40.0 IP.

👉 Began year in Red Sox organization but was claimed off waivers by the Indians on 3/23...Was designated for assignment by the Indians on 5/23 and claimed off waivers by the Twins on 5/29.

👉 Tallied a 3.24 ERA (3 ER/8.1 IP) in 7 tilts with the Indians and 1.63 ERA (7 ER/38.2 IP) in 42 games with the Twins.

👉 Set a career-high with 11 straight scoreless outings (10.2 IP) from 5/31-6/30.

👉 Posted a 0.54 ERA (1 ER/16.2 IP) over his final 19 games from 8/16-9/27.

👉 Earned his 1st save with 3.0 scoreless IP on 8/29 at OAK.

2007: Spent entire season with BOS's Triple-A Pawtucket club and was named to the International League Mid-Season All-Star Team.

👉 Made only start of his pro career on 8/9 at Scranton/Wilkes-Barre (1 ER in 3.0 IP) in GM 2 of a doubleheader.

👉 Recalled by the Red Sox on 9/1 but did not pitch before being optioned back to Pawtucket on 9/2.

2006: Signed with BOS as a minor league free agent in January and made 13 relief appearances over 3 stints with the Red Sox.

👉 Spent most of the season with Triple-A Pawtucket and was named to the International League Mid-Season All-Star Team and tabbed as Pawtucket's Most Valuable Pitcher.

2005: Made major league debut and pitched in 14 games over 3 stints with the Padres after signing as minor league free agent before the season.

👉 Selected to the major league roster on 7/23 and made big league debut at PHI, striking out 3 in 1.2 scoreless IP.

- ⚾ Tossed a career-high 3.2 frames on 9/20 at COL (2 ER).
- ⚾ Combined to go 2-2 with a 2.93 ERA (20 ER/61.1 IP) in 47 tilts between Double-A Mobile and Triple-A Portland.
- ⚾ After the season, pitched for Peoria in the Arizona Fall League and appeared in 15 contests (0-1, 7.24 ERA, 12 K's in 13.2 IP).

2004: Split the season between MIL's High-A High Desert affiliate and New Jersey of the Independent Northeast League.

- ⚾ Was 1-3 with a 7.19 ERA (33 ER/41.1 IP) in 23 games with High Desert before his release on 7/6.
- ⚾ Went 3-1 with a 4.10 ERA (12 ER/26.1 IP) and 1 save in 19 games with the Jackals.

2003: Went 3-4 with a 5.12 ERA (37 ER/65.0 IP), 2 saves, and 80 strikeouts in 33 relief appearances with Single-A Beloit.

- ⚾ Averaged 11.1 strikeouts per 9.0 IP.

2002: Made professional debut with Advanced Rookie Ogden, going 6-2 with a 1.82 ERA (11 ER/54.1 IP) and 2 saves in 23 games.

- ⚾ Ranked 5th in the Pioneer League in wins.

PERSONAL

- ⚾ Last name is pronounced: BREHZ-loh.
- ⚾ Is a 1998 graduate of Trumbull (CT) High School.
- ⚾ Graduated from Yale University in 2002 with degrees in molecular biophysics and biochemistry...Earned All-Ivy honors as a junior.
- ⚾ Named the "Smartest Man in Baseball" by the *Wall Street Journal* in 2009, and ranked 1st on *The Sporting News* list of Top 20 Smartest Athletes in 2010.
- ⚾ Garnered 2010 Most Valuable Jewish Pitcher of the Year honors by Jewish Major Leaguers, Inc.

IN THE COMMUNITY

Craig founded the "Strike 3 Foundation" in 2008 to heighten awareness, mobilize support, and raise funding for childhood cancer research...Strike 3 has pledged over \$500,000 to Yale University Children's Hospital as a founding sponsor of Connecticut's only Pediatric Bone Marrow Transplantation Program, and has supported deserving research and treatment centers across the country...Strike 3 dispersed over \$440,000 in grants to research and treatment institutions nationwide in 2012, including The Yale New Haven Children's Hospital, The Conquer Cancer Foundation of the American Society for Clinical Oncology, funding 4 Young Investigator Awards, Connecticut Children's Medical Center, The Children's Hospital of Philadelphia, and the Children's Hospital of Oakland Research Institute, sponsoring a Siblings and Survivors program for the 2nd consecutive year...The foundation eclipsed the \$1,000,000 mark in total funds raised early last summer and hosted its 5th Annual First Pitch Celebrity Gala in Stamford, CT in November which raised more than \$300,000...Also supports the Red Sox and Red Sox Foundation's community outreach efforts, including taking part in the holiday caravan road trip this past December, during which his group stopped at the Yale/New Haven Medical Center to visit with patients...In January joined fellow CT resident Andrew Bailey in organizing a baseball clinic in Newtown for children ranging in age from 6-12...Approximately 500 children participated, including some from Sandy Hook Elementary School...Prior to the 2012 season, joined Bailey, who serves as Director of Development for the Strike 3 Foundation, to host the 2012 Bailey Bowl on 1/7/12 in Pennsauken, NJ.



CRAIG BRESLOW'S CAREER RECORD

YEAR	CLUB	W-L	ERA	G	GS	CG	SHO	SV	IP	H	R	ER	HR	HB	BB	SO	WP	BK
2002	Ogden	6-2	1.82	23	0	0	0	2	54.1	42	15	11	2	1	24	56	7	0
2003	Beloit	3-4	5.12	33	0	0	0	2	65.0	64	43	37	4	1	27	80	1	0
2004	High Desert	1-3	7.19	23	0	0	0	0	41.1	54	39	33	5	2	24	41	4	0
2005	Mobile	2-1	2.75	40	0	0	0	0	52.1	38	16	16	3	1	17	47	2	0
	SAN DIEGO	0-0	2.20	14	0	0	0	0	16.1	15	6	4	1	1	13	14	1	0
	Portland	0-1	4.00	7	0	0	0	0	9.0	11	4	4	1	0	1	9	0	0
2006	Pawtucket	7-1	2.69	39	0	0	0	7	67.0	49	21	20	3	4	24	77	6	1
	BOSTON	0-2	3.75	13	0	0	0	0	12.0	12	5	5	0	1	6	12	2	1
2007	Pawtucket	2-3	4.06	49	1	0	0	1	68.2	70	38	31	6	2	25	73	8	0
2008	CLEVELAND	0-0	3.24	7	0	0	0	0	8.1	10	3	3	1	0	5	7	0	0
	MINNESOTA	0-2	1.63	42	0	0	0	1	38.2	24	9	7	0	0	14	32	4	1
2009	MINNESOTA	1-2	6.28	17	0	0	0	0	14.1	11	11	10	3	1	11	11	3	0
	OAKLAND	7-5	2.60	60	0	0	0	0	55.1	37	20	16	5	2	18	44	0	1
2010	OAKLAND	4-4	3.01	75	0	0	0	5	74.2	53	26	25	9	0	29	71	0	1
2011	OAKLAND	0-2	3.79	67	0	0	0	0	59.1	69	29	25	4	2	21	44	3	0
2012	ARIZONA	2-0	2.70	40	0	0	0	0	43.1	38	15	13	5	1	13	42	1	0
	BOSTON	1-0	2.70	23	0	0	0	0	20.0	14	7	6	0	1	9	19	1	0
Major League Totals		15-17	3.00	358	0	0	0	6	342.1	283	131	114	28	9	139	296	15	4
Minor League Totals		21-15	3.82	214	1	0	0	12	357.2	328	176	152	24	11	142	383	28	1
Red Sox Totals		1-2	3.09	36	0	0	0	0	32.0	26	12	11	0	2	15	31	3	1

2002 Signed by the Milwaukee Brewers as a 26th-round selection in the June draft

2005 Signed by the San Diego Padres as a minor league free agent on 3/6

2006 Signed by the Boston Red Sox as a minor league free agent on 1/4

2008 Claimed off waivers by the Cleveland Indians on 3/23

2008 Claimed off waivers by the Minnesota Twins on 5/29

2009 Claimed off waivers by the Oakland Athletics on 5/20

2011 Acquired by the Arizona Diamondbacks along with RHP Trevor Cahill and cash in exchange for RHP Jarrod Parker, RHP Ryan Cook, and OF Collin Cowgill on 12/9

2012 Acquired by the Boston Red Sox in exchange for RHP Matt Albers and OF Scott Podsednik on 7/31

CAREER FIELDING RECORD

YEAR	CLUB	POS	PCT.	G	GS	PO	A	E	TC	DP
2005	SAN DIEGO	P	.000	14	0	0	0	1	1	0
2006	BOSTON	P	1.000	13	0	0	1	0	1	0
2008	CLEVELAND	P	-	7	0	0	0	0	0	0
	MINNESOTA	P	1.000	42	0	1	11	0	12	0
2009	MINNESOTA	P	1.000	17	0	0	3	0	3	0
	OAKLAND	P	1.000	60	0	5	4	0	9	0
2010	OAKLAND	P	.800	75	0	2	2	1	5	0
2011	OAKLAND	P	.900	67	0	0	9	1	10	0
2012	ARIZONA	P	1.000	40	0	0	5	0	5	0
	BOSTON	P	1.000	23	0	1	1	0	2	0
Career Totals		P	.938	358	0	9	36	3	48	0

CAREER BATTING TOTALS

	AVG.	G	AB	R	H	2B	3B	HR	RBI	SH	SF	HB	BB	SO	SB	CS	E
Major League Totals	.000	358	4	0	0	0	0	0	0	0	0	0	0	2	0	0	3

CAREER SINGLE-GAME HIGHS

INNINGS PITCHED	3.2, 9/20/05 for SD at COL
STRIKEOUTS	4, 6/4/10 for OAK vs. MIN
HITS ALLOWED	4, 2 times, last 8/5/11 for OAK at TB
RUNS ALLOWED	5, 8/31/12 at OAK
WALKS ALLOWED	3, 2 times, last 9/29/10 for OAK at LAA
HOME RUNS ALLOWED	1, 28 times, last 6/30/12 for ARI at MIL
EJECTIONS	None

FULL NAME: John Drake Britton

BATS: Left **THROWS:** Left **HEIGHT:** 6-2 **WEIGHT:** 215

OPENING DAY AGE: 23 (Turns 24 on May 22)

BORN: May 22, 1989 in Waco, TX

RESIDES: Magnolia, TX

MAJOR LEAGUE SERVICE: None

ACQUIRED: Selected in the 23rd round of the June 2007 draft

SIGNED BY: Jim Robinson (Red Sox)

CONTRACT STATUS: Signed through 2013



CAREER HIGHLIGHTS

- 🔴 In his 6th season in the Red Sox system, his 2nd in major league Spring Training camp.
- 🔴 Selected in the June 2007 draft...Added to BOS's 40-man roster on 11/18/2011.
- 🔴 Missed much of the 2009 season after undergoing Tommy John Surgery in October 2008.
- 🔴 Ranked by *Baseball America* as the No. 2 left-handed pitcher in the Red Sox system and the No. 11 prospect overall in the organization...Rated by the publication as the No. 5 pitching prospect and No. 2 left-handed pitcher in the Eastern League in 2012.
- 🔴 Participated in the 2013 Red Sox Rookie Development Program.

2012: Split the year with 24 starts and 2 relief appearances between High-A Salem and Double-A Portland...Set career highs in wins (7), appearances (26), strikeouts (118), and innings (129.2).

- 🔴 Finished 5th among Red Sox farmhands in strikeouts.
- 🔴 Tallied a 3.45 ERA with 112 K's in 117.1 innings over his last 23 outings of the season beginning 4/25...Began the year allowing 19 ER over 12.1 innings in his 1st 3 outings, including both bullpen appearances on the year.
- 🔴 Earned 1st win of the year allowing 1 hit over 5.0 scoreless innings on 4/25 vs. Wilmington.
- 🔴 Promoted to Portland on 6/1 after tallying the Carolina League's 5th-best ERA in May (2.10) with 29 K's in 25.2 innings over 5 starts in the month.
- 🔴 Had a 22.1-inning scoreless stretch from 5/25-6/15, spanning parts of his last 2 Carolina League outings and his 1st 3 Double-A outings.
- 🔴 Threw 5.0 hitless frames for the win in his Double-A debut on 6/5 vs. Bowie...Did not allow a run through his 1st 12.1 career Double-A innings, including scoreless work in his 1st 2 starts...Had a 1.10 ERA (2 ER/16.1 IP) over his 1st 3 starts for the Sea Dogs.
- 🔴 Earned Pitcher of the Week honors in his final week in the Carolina League (5/28-6/3) as well as his 1st week in the Eastern League (6/4-10)...During that 3-start stretch, went 2-0 with 14 strikeouts and just 8 hits allowed over 16.1 scoreless frames.
- 🔴 Allowed 2 runs or less in 5 of his 1st 7 outings for the Sea Dogs.
- 🔴 Closed out the year with a 2.23 ERA (11 ER/44.1 IP) and 45 K's over his last 8 starts beginning 7/21...Ranked 8th among Eastern League leaders in that time in ERA and strikeouts (tied).

2011: Made 26 starts while spending entire season with High-A Salem, 1st action at that level.

- 🔴 Posted a 6.91 ERA (75 ER/97.2 IP), increasing his career ERA as a professional from 3.12 before the season to 4.82 (117 ER/218.2 IP).
- 🔴 Tied for the Carolina League lead in games started, matching Ryan Pressly for the club lead...Led the circuit with 13 losses, tied for the most among Red Sox farmhands (also Stolmy Pimentel).
- 🔴 Paced Salem with 8.20 strikeouts per 9.0 innings (min. 55.0 IP)...Ranked 2nd on the team with 89 K's overall and was 4th on the club in innings pitched.
- 🔴 Struck out at least a batter per inning pitched in 14 of his 26 starts.
- 🔴 Gave up 3 earned runs or less in 20 of his 26 starts, including a season-long 8-game stretch from 4/20-5/30 and 7 of his last 8 starts beginning 7/19.
- 🔴 Compiled a 4.00 ERA (12 ER/27.0 IP) in 6 May starts, his best mark in any month...His .154 opponent AVG (19-for-123) over 8 starts from 4/20-5/30 ranked 2nd among Carolina League qualifiers in that time.
- 🔴 Yielded just 1 run in each of back-to-back starts on 5/2 vs. Kinston (4.0 IP) and 5/7 vs. Myrtle Beach (6.0 IP), allowing 2 hits in each outing...Picked up his only win on 5/7.

- Recorded a season-high 7 strikeouts on 5/18 vs. Wilmington (5.1 IP) and again in his final start of the season on 9/3 at Myrtle Beach (6.0 IP).
- Held left-handers to a .226 batting AVG (21-for-93) and only 7 extra-base hits (6 doubles, 1 home run).
- Following the season, was ranked by *Baseball America* as BOS's No. 5 pitching prospect and the No. 1 left-hander in the Red Sox farm system.

2010: Had a 2.97 ERA (25 ER/75.2 IP) with 78 strikeouts in 21 starts with Single-A Greenville.

- Led Greenville starters in ERA and strikeouts per 9.0 innings (9.28)...Recorded a strikeout-to-walk ratio of 3.39 (23 BB)...Held lefties to a .203 clip (15-for-74).
- Limited opponents to 3 earned runs or less in all 21 starts...Went a season-high 5.0 innings on 6 occasions.
- Had a 2.00 ERA (2 ER/9.0 IP) in 2 April starts before landing on the disabled list from 4/15-5/23...Compiled a 2.85 ERA (19 ER/60.0 IP) with 65 strikeouts over his last 16 starts beginning on 6/8.
- Struck out a career-high 10 batters over 5.0 innings in his last regular-season start, 9/2 at Charleston.
- Went 2-0 with a 2.45 ERA (4 ER/14.2 IP) and 14 K's over 3 playoff starts.
- Following the season, ranked as BOS's No. 2 pitching prospect and No. 3 prospect overall by *Baseball America*...Also Named the No. 16 prospect in the South Atlantic League and rated as having the best fastball in the Red Sox system by the publication.

2009: Missed most of the season recovering from offseason Tommy John Surgery.

- Combined for a 0.77 ERA (1 ER/11.2 IP) with 19 K's in 7 starts between the Rookie-level Gulf Coast Red Sox and Short-A Lowell.
- Began the year with 4 scoreless rehab starts in the GCL from 8/6-21...Activated from the DL on 8/23 and made 3 starts with Lowell, striking out 8 batters in 4.2 innings.

2008: Had his 1st professional season cut short due to injury.

- Began his pro career with Lowell before being placed on the disabled list on 8/22.
- Notched his 1st pro win on 8/3 vs. Vermont, fanning 5 in 5.0 scoreless and hitless innings in his final appearance of the season...Struck out at least 2 batters in all 8 outings.
- Underwent Tommy John Surgery on his left elbow in October.

PERSONAL

- Graduated from Tomball (TX) High School...Named Aflac All-American as a junior in 2006 after going 9-2 with a 1.34 ERA and 84 K's in 60.0 innings.
- Participated in USA Baseball's Junior Olympics in 2006.

IN THE COMMUNITY

Drake was involved in local community outreach as part of the Sox Rookie Program in January 2013, including visiting the Jimmy Fund and Children's Hospital Boston...Participated in the Red Sox Foundation's Dancing with the New Stars event during 2012 Spring Training.

DRAKE BRITTON'S CAREER RECORD

YEAR	CLUB	W-L	ERA	G	GS	CG	SHO	SV	IP	H	R	ER	HR	HB	BB	SO	WP	BK
2008	Lowell	1-2	4.28	8	7	0	0	0	33.2	30	18	16	3	0	16	26	1	0
2009	GCL Red Sox	0-0	0.00	4	4	0	0	0	7.0	2	0	0	0	0	4	11	0	0
	Lowell	0-0	1.93	3	3	0	0	0	4.2	4	1	1	0	1	3	8	0	0
2010	Greenville	2-3	2.97	21	21	0	0	0	75.2	69	32	25	5	2	23	78	7	0
2011	Salem	1-13	6.91	26	26	0	0	0	97.2	111	81	75	12	6	55	89	16	0
2012	Salem	3-5	5.80	10	8	0	0	0	45.0	42	35	29	5	4	19	42	2	0
	Portland	4-7	3.72	16	16	0	0	0	84.2	86	41	35	3	1	38	76	2	0
Minor League Totals		11-30	4.68	88	85	0	0	0	348.1	344	208	181	28	14	158	330	28	0

2007 Signed by the Boston Red Sox as a 23rd-round selection in the June draft

FULL NAME: Clay Daniel Buchholz**BATS:** Left **THROWS:** Right **HEIGHT:** 6-3 **WEIGHT:** 190**OPENING DAY AGE:** 28 (Turns 29 on August 14)**BORN:** August 14, 1984 in Nederland, TX**RESIDES:** Scottsdale, AZ**MAJOR LEAGUE SERVICE:** 4 years, 59 days**ACQUIRED:** Selected in the supplemental round (42nd overall) of the June 2005 draft**SIGNED BY:** Jim Robinson (Red Sox)**CONTRACT STATUS:** Signed through 2015 (club options for 2016 and 2017)

CAREER HIGHLIGHTS

🔥 Named 2012 Red Sox Pitcher of the Year by the Boston Baseball Writers...Tied for the Red Sox lead with 11 wins and set career highs in starts (29), innings (189.1), and strikeouts (129).

🔥 Owns a 3.49 ERA (173 ER/445.2 IP) over the last 3 seasons, the 10th-best mark among American Leaguers with at least 400.0 innings in that time...Also ranks 12th among AL hurlers in that time in opponent AVG (.245) and opponent SLG (.377).

🔥 Places 3rd in the majors with a .686 winning percentage on the road (24-11) since the start of 2009 (min. 25 decisions)...In that time, ranks 6th in the AL (min. 250.0 IP) with a 3.45 road ERA (108 ER/281.2 IP).

🔥 Held opponents to 5 earned runs or less in all 42 starts during his 2010 and 2011 campaigns, the longest streak by a Red Sox starter since Roger Clemens did it in 53 games from 5/7/85-5/27/87.

🔥 Was selected to the AL All-Star team in 2010, his 1st full major league season...Was also named as the Red Sox 2010 Pitcher of the Year along with Jon Lester by the Boston Chapter of the BBWAA.

🔥 Tossed a no-hitter in 2nd big league appearance, 9/1/07 vs. BAL...Marked 17th official no-hitter in franchise history.

🔥 Tabbed Red Sox Minor League Pitcher of the Year in 2006 and 2007...Earned 2007 Co-Minor League Player of the Year honors from the Boston Chapter of the BBWAA, sharing the award with Jacoby Ellsbury.

2012: Tied for Red Sox lead with 11 wins and set career highs in starts (29), complete games (2), innings (189.1), and strikeouts (129)...Named Red Sox Pitcher of the Year by the BBWAA.

🔥 Over his last 20 starts of the season beginning 5/27, his 3.41 ERA (53 ER/140.0 IP) ranked 8th among AL pitchers with at least 130.0 innings...Also placed among that group in opponent AVG (5th, .236), opponent OBP (7th, .294), opponent SLG (9th, .382), and opponent OPS (9th, .676) beginning 5/27.

🔥 Induced a career-high 27 double plays (previous 24 in 2010), tied with Jon Lester and TEX's Matt Harrison for 2nd in the majors after TOR's Henderson Alvarez (30).

🔥 Hit a career-high 12 batters, tied for the 4th most in the AL...Ranked 10th in the AL with 64 walks...Also set a career high with 25 homers allowed, but 19 of those were solo shots.

🔥 Did not factor in the decisions 5 times when going at least 7.0 innings and allowing 1 earned run or fewer...Was the most such no-decisions by a Red Sox starter in a season since Pedro Martinez in 2003 (5).

🔥 Held opponents to a .221 AVG (45-for-204) in their 3rd plate appearance of a game compared to .294 (69-for-235) in their 1st PA and .274 (61-for-223) in their 2nd PA.

🔥 Ranked 9th in the AL with 5.42 runs of support per 9.0 innings (114 RS/189.1 IP), including the 2nd-best mark among ML qualifiers in the 1st half (7.71 mark)...Received just 3.50 runs of support per 9.0 IP after the break.

🔥 Became the 3rd Red Sox ever to start 6 times against TB in a season, joining Curt Schilling (2006) and Tim Wakefield (2007)...Posted a 1-3 record and 3.99 ERA (17 ER/38.1 IP) in those contests.

🔥 With 7 runs allowed on 4/8 at DET, snapped a streak of 42 consecutive starts since the beginning of 2010 without giving up more than 5 earned runs...It was the longest streak by a Red Sox starter since Roger Clemens did it in 53 games from 5/7/85-5/27/87.

🔥 Allowed 5 or more earned runs in each of his 1st 6 starts of the season from 4/8-5/11...Was the longest such streak for a Sox pitcher at any point in a season since Red Ruffing did it 8 straight times in 1925 (6/27-7/28).

🔥 Took the loss on 4/20 vs. NYY, snapping a career-long 11-start undefeated streak from 5/2/11-4/14/12...It was the longest unbeaten streak for a Red Sox starter since Jon Lester went 11 starts from 4/23-6/16/10.

🔥 Matched a career high with 5 walks on 4/30 vs. OAK, snapping a career-high streak of 14 starts since 4/26/11 with 3 walks or less...Also walked 5 on 9/15 at TOR.

🔥 Held right-handed batters to a .243 AVG (67-for-276) with 8 home runs in 22 starts from 5/16 to the end of the season, after opposing right-handers hit .345 (19-for-55) with 5 homers over his 1st 7 starts from 4/8-5/11.

👉 Gave up 2 earned runs or less over 7.0 or more innings in 9 of 11 starts from 5/27-8/10 (2.08 ERA), including a 4-game streak from 5/27-6/12 (1.45 ERA) and a 5-game streak from 7/19-8/10 (1.15 ERA)...Was the 1st Red Sox with multiple 4-game streaks of 2 ER or less and 7.0 innings or more in a season since Pedro Martinez in 2003.

👉 Averaged 7.53 innings per start over 12 outings from 5/27-8/16 (2.19 ERA), the most in a 12-game span by a Red Sox pitcher since Pedro Martinez from 7/23-9/20/00 (7.58)...Went at least 6.0 innings in all 12 starts during that stretch, the longest streak of his career...Went 7-1 with a 2.19 ERA (22 ER/90.1 IP) during the 12-game stretch, the 3rd-best ERA in the majors after TB's David Price (2.16) and SEA's Felix Hernandez (2.18).

👉 Went at least 8.0 innings in back-to-back games for the 1st time in his career on 6/1 at TOR (8.0 IP) and 6/7 at MIA (9.0 IP)...Achieved the feat again on 8/10 at CLE (9.0 IP) and 8/16 at BAL (8.0 IP).

👉 Pitched a complete-game shutout over BAL on 6/7, the 3rd of his career, all against the O's...Tossed his 2nd complete-game win of the season on 8/10 at CLE.

👉 Placed on the 15-day disabled list on 6/24 (retro to 6/20) due to stomach illness...Made 1 rehab start for Triple-A Pawtucket on 7/8, throwing 2.1 scoreless innings...Activated from the DL on 7/14.

👉 Went 3-0 with a 1.53 ERA (8 ER/47.0 IP) over 6 starts from 7/19-8/16, the 6th-best ERA in the majors over that span...Held opponents to 3 earned runs or less over at least 7.0 innings in each of those starts, the longest such streak of his career and the longest by a Red Sox since Tim Wakefield did it in 7 straight starts from 5/28-7/1/08.

👉 Appeared in his 100th career game on 8/22 vs. LAA...Tied for 5th-most wins by a Red Sox pitcher in his 1st 100 appearances since 1916 with 46 victories...Made his 100th major league start on 9/3 at SEA.

2011: Posted a 3.48 ERA but was limited to 14 starts due to a stress fracture in his lumbar spine.

👉 Was placed on the 15-day disabled list on 6/19 (retro to 6/17) with a lower back strain and did not pitch for the remainder of the season...Was transferred to the 60-day DL on 7/31...Was activated prior to the Sox final game on 9/28 but did not appear in the contest.

👉 Held left-handers to a .241 clip (39-for-162), a .305 OBP and a .401 SLG...Limited right-handers to a .242 AVG (37-for-153), .314 OBP, and .392 SLG...Opposing batters in the 1st lineup spot hit just .143 (6-for-42) with a .217 OBP, both of which were 3rd lowest in the AL among hurlers with at least 40 such batters faced.

👉 Pitched to a .152 clip (10-for-66) with runners in scoring position, tied for 4th best in the AL (min. 60 BF)...His .231 opponent OBP in that situation tied for 2nd best among that group.

👉 Compiled a 3.20 ERA (18 ER/50.2 IP) in 8 road starts compared to a 3.94 mark (14 ER/32.0 IP) at home.

👉 Took a 5-1 loss at TEX on 4/3 in his season debut, allowing 4 runs on 5 hits over 6.1 innings, with all 4 runs on solo homers...Became the 1st Red Sox pitcher to surrender at least 4 home runs on 5 hits or less since Ellis Kinder on 9/1/1952 at NYY (5 H, 4 HR).

👉 Walked 3 or fewer batters in each of his last 10 starts beginning 4/26, including a career-high stretch of 2 walks or less in 9 straight starts from 4/26-6/10.

👉 Ranked 5th in the AL with a 2.08 ERA (9 ER/39.0 IP) in 6 May starts (min. 25.0 IP)...Went 3-0 with 29 strikeouts and 8 walks in the month.

👉 Closed out his season with a career-long, 9-game undefeated streak from 5/2-6/16, allowing 2 runs or less in 7 of those games...During that time, went 5-0 and ranked among AL leaders in wins (T-4th), ERA (6th, 2.59 ERA), opponent AVG (7th, .204), and WHIP (9th, 1.02).

👉 Pitched 5.0 scoreless innings for the win on 5/7 vs. MIN, including 3.0 frames after a rain delay of 2 hours and 7 minutes...Combined with 4 other Sox pitchers in the 4-0 team shutout.

👉 Fanned a season-high 7 batters in back-to-back starts on 5/13 at NYY and 5/18 vs. DET, both 7.0-inning outings...Pitched a season-high 7.1 innings in his next start, 5/23 at CLE.

👉 On 4/10, signed a 4-year contract extension through the 2015 season with club options for 2016 and 2017.

2010: Named an All-Star and Red Sox Co-Pitcher of the Year in his 1st full season in the Majors... Picked up a career-high 17 wins.

👉 Earned Red Sox Pitcher of the Year honors along with Jon Lester from the Boston Chapter of the BBWAA...Were the 1st pair of Sox hurlers to share the award since Bill Lee and Luis Tiant in 1973.

👉 Placed 6th in American League Cy Young Award voting (2, 3rd place votes; 5, 4th and 4, 5th).

👉 Was the 2010 recipient of the BoSox Club Man of the Year Award, chosen not only for his contributions to the success of the Red Sox but also for his cooperation and efforts in community endeavors.

👉 Named an All-Star for the 1st time in his career, selected by the player ballot...Did not pitch in the game at Angel Stadium due to injury (left hamstring strain) but attended the festivities.

👉 Finished 2nd in the AL with a 2.33 ERA (45 ER/173.2 IP) after only SEA's Felix Hernandez (2.27)...In the live-ball era (since 1920), only 4 Red Sox pitchers have finished a season with a better ERA: Tex Hughson (2.26 in 1944), Luis Tiant (1.91 in 1972), Roger Clemens (1.93 in 1990), and Pedro Martinez (2.07 in 1999, 1.74 in 2000, 2.26 in 2002 and 2.22 in 2003).

Also ranked among AL leaders in wins (T-7th, 17), winning pct. (4th, .708, 17-7), opponent batting AVG against (7th, .226), opponent slugging (2nd, .312), and ground ball/fly ball ratio (9th, 1.79).

Led AL and placed 3rd in the majors with a 2.45 ERA (25 ER/92.0 IP) on the road (PHI's Roy Oswalt, 2.22; LAD's Clayton Kershaw, 2.43)...Was 10-3 in 15 starts away from home, tied for 2nd in the majors for road wins (6 others), behind only teammate Jon Lester's 11.

Posted a team-best 2.20 home ERA (20 ER/81.2 IP) in 13 starts at Fenway Park (7-4), 6th among AL leaders.

Paced the majors with a 1.97 ERA (29 ER/132.2 IP) in night games...14 night wins tied for most in the AL with teammate Jon Lester...Only PHI's Roy Halladay (16) had more in the majors.

Finished 3rd on the staff with 19 quality starts...Had a quality start in each of his 19 outings of at least 6.0 innings, going 14-2 in those starts.

Started 5 of BOS' 9 team shutouts, including his 2nd career, complete-game shutout (also 2007 no-hitter), an 11-0 win at BAL on 6/4 (9.0 IP, 5 H, BB, 2 K)...2 K's in that game were the fewest by a Sox pitcher in a shutout since Danny Darwin had 2 on 8/18/93 vs. CWS...Aaron Cook later fanned 2 in a shutout on 6/29/12 at SEA.

Made a team-high 6 starts with at least 8.0 IP and 2 runs or fewer allowed, 10th most in the AL...The last Sox pitcher with more such starts was Pedro Martinez with 10 in 2002.

Tied for 2nd in the AL with 9 starts in which he allowed no earned runs (also teammate Jon Lester and OAK's Gio Gonzalez), behind only OAK's Trevor Cahill (10)...Tied with SEA's Felix Hernandez for the ML lead with 17 starts allowing no more than 1 ER.

Held opponents to a major league-best .161 clip with RISP (22-for-137)...Did not allow a home run in 137 at-bats with RISP, the most in the majors without surrendering a long ball.

Allowed just 9 homers over his 173.2 IP, the 3rd-fewest home runs per 9.0 IP in the AL (0.47)...Went a career-high 6 straight starts (36.1 IP) without giving up a HR from 5/29-6/26 and threw 39.1 homerless frames overall from the 5th inning on 5/24 through the 1st inning on 7/21.

Went 6-2 with a 1.46 ERA (11 ER/67.2 IP) in 10 starts against AL East foes, including 5-0 with a 1.18 mark (6 ER/45.2 IP) in 6 road starts in the AL East.

Lost to Tampa Bay, 6-5, on 4/17 despite not allowing an earned run (5.0 IP, 4 R), becoming the 1st Red Sox starter to suffer a loss without allowing an ER since Casey Fossum on 8/8/03 (4 R in a 4-2 loss vs. BAL).

Recorded a career-high 10 strikeouts in a 3-0 losing effort vs. TEX on 4/22 (6.2 IP, 3 R/ER)...At 25 years, 251 days old, became the club's youngest righty to fan 10 or more in a game since Aaron Sele (23 years, 95 days) had 11 on 9/28/93 vs. DET (G1).

Threw 18.0 straight scoreless innings from the 5th inning on 5/24 at TB through the 9th on 6/4 at BAL.

11-0 loss at CLE on 6/9 (7.0 IP, 3 R/ER) was his 1st on the road since 8/8/09 at NYY, snapping a streak of wins in 9 straight road starts from 8/19/09-6/4/10...Posted an ML-best 1.53 road ERA (10 ER/59.0 IP) in that span (min. 30 IP)...Roger Clemens is the only other pitcher in Sox history to win at least 9 straight road starts, doing it 3 times (last, 7/18/92-4/20/93).

Placed on the 15-day disabled list with a left hamstring strain on 7/5 (retroactive to 6/27)...Made 1 rehab start for Triple-A Pawtucket at Syracuse on 7/16, allowing 2 runs on 4 hits (1 HR) and a walk with 2 strikeouts over 3.2 IP...Activated from the DL on 7/21.

Named AL Pitcher of the Month for August, his 1st career monthly honor...Went 4-0 with a 1.03 ERA (5 ER/43.2 IP) and 28 K's in 6 starts during the month, placing 2nd in the majors in ERA and ranking among AL leaders in wins (T-2nd) and innings (T-3rd)...Allowed no more than 1 earned run in 5 of the 6 outings.

Tallied a career-high 7 straight quality starts from 7/26-8/28, going 5-0 with a 1.07 ERA (6 ER/50.2 IP) during that span...Went at least 7.0 innings in 5 straight starts, 7/26-8/17, at 4-0 with a 1.21 ERA (5 ER/37.1 IP).

Notched career-high streaks of 26.0 scoreless innings (2nd inning, 8/11-6th, 8/28) and 30.1 innings without allowing an earned run (6th, 8/6-7th, 8/28)...Both streaks were the longest for a Sox hurler since Pedro Martinez's 35.0-inning scoreless run from 7/25-8/16/02...His 26.0-IP scoreless streak was the longest by an AL starter all year, 3rd longest in the AL overall (CWS's J.J. Putz, 27.0 and TEX's Darren O'Day, 26.1)...Stretch included 3 straight starts without an earned run from 8/11-22.

Went just 1.0+ inning, yielding 5 runs in a 5-0 loss at OAK 9/10, shortest non-injury related start of his career.

2009: Split the season between Triple-A Pawtucket and Boston...Tied for the team lead with 7 wins (T-8th in AL) and led the staff with 16 starts (T-1st in ML) and 92.0 innings pitched after making his big league season debut right after the All-Star break.

Recalled 7/17 and made 1st major league appearance of the season with a start that night at TOR...Earned 1st big league win since 5/2/08 vs. TB with 5.2 innings of 1-run ball.

LOWEST RED SOX ERA'S SINCE 1920

NAME	YEAR	ERA
Pedro Martinez	2000	1.74
Luis Tiant	1972	1.91
Roger Clemens	1990	1.93
Pedro Martinez	1999	2.07
Pedro Martinez	2003	2.22
Tex Hughson	1944	2.26
Pedro Martinez	2002	2.26
Clay Buchholz	2010	2.33

➤ Optioned to Pawtucket 7/18 but did not pitch before being recalled again on 7/21 to replace an injured Tim Wakefield...Remained with the Red Sox for the rest of the season.

➤ Allowed 3 earned runs or less in 12 of 16 starts with Boston, including 2 or less on 10 occasions...Recorded 9 quality starts, all in final 12 starts of the season.

➤ Induced 157 ground balls compared to 83 fly balls...Beginning when he made his season debut on 7/17, finished 4th in the AL in total ground balls...Also was 4th with a 1.89 ground ball/fly ball ratio during that span.

➤ The Sox scored 72 runs in his 92.0 IP, 2nd-highest total in majors beginning 7/17 behind COL's Jorge De La Rosa (73)...Also 2nd in majors in that time with AVG of 7.04 runs of support per 9.0 IP, trailing De La Rosa (7.44).

➤ Yielded 3 earned runs over back-to-back starts, 8/8-13 (13.0 IP), but lost both as Boston was shut out...Marked 1st time Sox were shut out in back-to-back starts by a single pitcher since Frank Castillo, 5/16-5/22/02.

➤ Undefeated over 8 starts from 8/19-9/24, going 6-0 with a 2.44 ERA (14 ER/51.2 IP)...6 victories marked longest winning streak of his career (matched 5/21-4/14/12) and led the majors during that span...Had 7 quality starts in that time, including 6 straight from 8/29-9/24.

➤ Tossed 15.0 consecutive scoreless innings over 3 starts from 9/3 (5th inning)-9/13 (6th inning).

➤ Matched team season-high with 5 homers allowed on 9/29 vs. TOR (also Beckett, 8/23 vs. NYY).

➤ Began season with Pawtucket...Ranked among International League leaders in the 1st half in ERA (2nd, 2.36), strikeouts (T-4th, 89), and innings (4th, 99.0)...Limited opponents to a .191 AVG (65-for-341) in 16 starts, lowest among qualifying IL starters and 6th among all minor league starters in the 1st half.

➤ 1 of 3 PawSox named to the IL All-Star team but did not attend due to call-up...Twice earned IL Pitcher of the Week honors: 4/27-5/3 and again for 5/25-31.

➤ Named Boston's Minor League Pitcher of the Month for May after leading the IL with a 1.12 ERA (5 ER/40.1 IP)...Began the month with 22.1 consecutive scoreless innings, including 20.1 frames over his first 3 starts.

➤ Tossed a complete-game, 1-hit shutout at Louisville on 5/25...Retired 24 straight batters over the 1st 8.0 innings before allowing a single to begin the 9th.

POSTSEASON: No decision in playoff debut, a 7-6 Sox loss to the Angels in Game 3 of ALDS on 10/11...Started and yielded 2 runs over 5.0 innings...Left in line for win but bullpen yielded 5 runs over the 8th and 9th innings.

2008: On the Red Sox Opening Day roster for the 1st time...Made 16 appearances (15 starts) over 2 stints with the big league club...Missed time on the disabled list and also made starts with Triple-A Pawtucket and Double-A Portland.

➤ Went 2-2 with a 3.71 ERA (14 ER/34.0 IP) over 1st 6 starts, 4/5-5/2, turning in 3 quality outings...Struck out 33 batters in 34.0 frames in that span...His 8.74 K's per 9.0 innings from the beginning of the season through 5/2 ranked 2nd in the AL behind CLE's CC Sabathia's 9.28 mark (min. 30.0 IP).

➤ 2nd career complete game 4/26 at TB, 1st since no-hitting BAL on 9/1/07...Tagged with loss despite yielding just 2 runs on 3 hits and 2 walks while fanning 9 over 8.0 innings...Was his 8th career start (9th game), becoming the 1st Red Sox pitcher to go the distance twice within his 1st 10 major league appearances since Jeff Sellers (9/26/85 and 6/29/86)...Also was the 1st Sox hurler to toss 2 complete games within his 1st 10 career outings while allowing 3 hits or less in each contest since Don Aase (7/31/77 and 9/5/77).

➤ No wins in final 10 big league games (9 starts) of season, going 0-7 with a 9.21 ERA (43 ER/42.0 IP) 5/7-8/20.

➤ Landed on 15-day disabled list with a torn nail on his right middle finger on 5/14 (retro to 5/13)...Sent to Pawtucket on a minor league rehab assignment on 5/25 and had a 4.50 ERA (4 ER/8.0 IP) in 2 starts...Activated from the DL on 5/31 and optioned to Pawtucket.

➤ Recalled 7/11 and made 8 more appearances (7 starts) with the big league club, going 0-6 with an 8.29 ERA (31 ER/33.2 IP) before he was optioned to Portland on 8/20.

➤ Made 9 starts overall for the PawSox...Posted wins in 4 straight starts from 6/14-30, allowing just 1 earned run in 22.2 innings for a 0.40 ERA.

➤ Started 2 regular-season games with Portland 8/25 and 8/30...Limited New Hampshire to just 2 hits with 1 walk and 10 strikeouts over 8.0 scoreless frames in a 7-0 win on 8/30...Got the nod in Game 2 of the Northern Division Championship Series on 9/4 at Trenton...Gave up 3 runs on 6 hits and 1 walk with 9 K's in 6.0 innings...Departed with the score tied at 3-3 and did not figure in the Sea Dogs 4-3 loss.

➤ After the season, started 5 tilts for the Scottsdale Scorpions of the Arizona Fall League...Went 1-2 with a 3.86 ERA (9 ER/21.0 IP)...Fanned 17 and walked 9.

➤ Named as the top prospect in the Red Sox organization by *Baseball America* entering the 2008 season...Also tabbed by the publication as having the best curveball and best change-up in the Boston system.

2007: Advanced from Double-A Portland to the major leagues, pitching a no-hitter in 2nd big league appearance...Was the 17th official no-hitter in franchise history...Also earned Red Sox Minor League Pitcher of the Year honors for the 2nd straight season.

➤ Held big league batters to a .184 AVG (14-for-76), including .133 (4-for-30) vs. right-handed batters and .217 (10-for-46) against lefties.

⚡ Made major league debut 8/17, a spot start in the day game of a split doubleheader vs. LAA at Fenway Park... Opposed John Lackey and earned the win, yielding 4 runs (3 ER) on 8 hits and 3 walks while fanning 5 over 6.0 frames in the Sox 8-4 victory...At 23 years, 3 days old, was youngest Sox pitcher to win his debut as a starter since Juan Pena on 5/8/99 (21 years, 315 days)...Optioned to Triple-A Pawtucket following the game.

⚡ Recalled for 2nd stint with Boston on 9/1 and threw the 17th official no-hitter in franchise history that night vs. BAL, his 2nd big league start...Allowed 4 base runners: hit Nick Markakis with a pitch in the 1st, and walked Kevin Millar and Aubrey Huff in the 5th and Brian Roberts in the 6th...Retired the final 11 batters he faced... Threw 115 pitches overall and recorded 9 K's in the Red Sox 10-0 victory.

⚡ Became 1st Sox rookie pitcher to win each of his 1st 2 ML starts since Juan Pena, 5/8 and 5/14/99.

⚡ Notched a 16.0-inning scoreless stretch over parts of 3 games (2 starts), 9/1 (1st inn.)-9/19 (4th inn.)...Worked 3.0 scoreless frames in relief on 9/6 at BAL, matching the longest relief outing by a Red Sox pitcher in 2007.

⚡ Officially shut down for the remainder of the season on 9/28 due to fatigue in his pitching shoulder.

⚡ Went 8-5 with a 2.44 ERA (34 ER/125.1 IP) and 171 K's in 24 games (23 GS) between Pawtucket and Portland.

⚡ Named Red Sox Minor League Pitcher of the Year, leading the system with 171 K's...Voted the club's Minor League Player of the Year by the Boston Chapter of the BBWAA, sharing the honor with Jacoby Ellsbury.

⚡ Led all of minor league baseball with an average of 12.34 K's per 9.0 innings and finished 5th with 171 strikeouts...Also had the 5th-lowest opponent AVG at .191.

⚡ Spent the 1st half of the season with the Sea Dogs and was leading Eastern League hurlers with a 1.77 ERA (17 ER/86.2 IP) and 116 strikeouts at the time of his promotion to Pawtucket on 7/12...Held Eastern League hitters to a .180 clip (55-for-305).

⚡ Garnered Red Sox Minor League Pitcher of the Month honors for May after going 2-0 with a 1.50 ERA (6 ER/36.0 IP) and 51 strikeouts in 6 starts...Set a franchise record striking out 8 consecutive batters 5/11 vs. Binghamton...Finished with 11 K's in the game.

⚡ Named Eastern League Pitcher of the Week for 6/25-7/1, going 1-0 with a 0.79 ERA (1 ER/11.1 IP) in 2 starts... Selected to play in the EL All-Star Game but did not pitch.

⚡ Pitched for the U.S. Team in the All-Star Futures Game at AT&T Park in SF on 7/8...Fanned 2 and allowed a homer in 1.0 relief inning in the U.S. squad's 7-2 loss to Team World.

⚡ Prior to the season, listed as No. 2 overall prospect, top pitcher, in the Red Sox system according to *Baseball America*...Also dubbed as having the best curveball in the organization in the publication's Best Tools Survey.

2006: Named Red Sox Minor League Pitcher of the Year, going 11-4 with a 2.42 ERA (32 ER/119.0 IP) in 24 starts between Single-A Greenville and High-A Wilmington.

⚡ Led all Sox minor league hurlers with 140 strikeouts and tied for lead with 11 wins (also Scott Shoemaker).

⚡ Earned Red Sox Minor League Pitcher of the Month honors in August, going 5-0 with a 1.14 ERA (4 ER/31.2 IP) and 43 K's in 6 starts between Greenville and Wilmington.

INSIDE THE NO-HITTER

⚡ 17th official no-hitter in Red Sox history, 1st since Derek Lowe on 4/27/02 vs. TB.

⚡ 1 of 3 no-hitters in the majors in 2007...Also CWS's Sox Mark Buehrle (4/18 vs. TEX) and DET's Justin Verlander (6/12 vs. MIL).

⚡ Was 21st major league rookie and 1st in Red Sox history to pitch a no-hitter...1st rookie since FLA's Anibal Sanchez, 9/6/06 vs. ARI, and 1st in American League since CWS's Wilson Alvarez, 8/11/91 at BAL.

⚡ Became 3rd pitcher since 1900 to throw a no-hitter in either his 1st or 2nd major league start, the 2nd to throw 1 in his 2nd big league game, joining Wilson Alvarez in 1991...Bobo Holloman threw a no-hitter in his 1st career start for SLB on 5/6/53 vs. PHA but had pitched in relief prior to that start.

⚡ At 23 years, 18 days, only Joe Wood (21 years, 277 days; 7/29/1911 vs. SLB) and Dave Morehead (23 years, 11 days; 9/16/65 vs. CLE) threw no-hitters for Boston at a younger age.

⚡ No-hitter was selected as the top single-game performance of 2007 in fan balloting in MLB.com's "This Year in Baseball Awards."



🦁 Promoted to Wilmington on 8/15...Named Carolina League Pitcher of the Week for 8/21-27, with 10 strikeouts in 6.0 scoreless frames in an 8/24 win vs. Myrtle Beach.

🦁 Won his only playoff start for Wilmington on 9/6 at Frederick...Surrendered 1 run in 6.0 innings with 10 K's.

2005: Made professional debut with Short-A Lowell...Selected in the supplemental round (42nd overall) as compensation for free agent Pedro Martinez.

🦁 Ranked tied for 3rd in the New York-Penn League with 15 starts.

🦁 Tallied 14 strikeouts over 7.0 IP in last 2 starts...Struck out 8 batters over 3.0 scoreless innings 9/1 vs. Vermont...Fanned 6 in 4.0 shutout frames 9/6 at Oneonta.

PERSONAL

🦁 Married to Lindsay Clubine...The couple has a daughter, Colbi.

🦁 Graduated from Lumberton (TX) High School.

🦁 Pitched at Angelina (TX) Junior College...Selected 2005 Region 14-East Conference Player of the Year, going 12-1 with a 1.05 ERA (10 ER/85.2 IP) in 15 starts...Earned first-team all-district and all-state honors...Fanned 129 batters in 85.2 innings...Also saw time in the outfield...Helped lead the Roadrunners to a No. 11 ranking in the National Junior College Athletic Association.

IN THE COMMUNITY

Clay participates in events that benefit the Red Sox Foundation, including the Welcome Home Dinner and Picnic in the Park, and has donated auction items -- pitching lessons in 2010 and 2012 and the chance to play video games with him in 2011 -- to Picnic in the Park events...In 2012, spoke with children attending the Red Sox Baseball Academy for the 2nd straight season...Has played in the Children's Hospital of Southwest Florida Celebrity Golf Classic in Fort Myers during Spring Training each of the last 5 years...Served as Co-Captain of the Jimmy Fund (with Tim Wakefield) in 2010 and 2011, making visits to the clinic and appearances at events at Fenway Park, and shooting PSA's...Also served as the spokesman for the Jimmy Fund Rally Against Cancer program...Has met with Jimmy Fund patients during their trips to Fort Myers, PIT and BAL, and has also participated in the Jimmy Fund Radio-Telethon...Honored by the Lowell Spinners with the Dick Berardino Alumni Award in January 2011 and named the 2010 BoSox Club's "Man of the Year"...Meets with fans as part of the Red Sox Destinations program...In 2008, attended a reception at the U.S. Embassy while with the Red Sox in Japan...Also visited the Jimmy Fund and Children's Hospital, and signed for the Red Sox Foundation autograph session at the Souvenir Store as part of the 2008 Red Sox Rookie Program.



CLAY BUCHHOLZ, CONTINUED

CLAY BUCHHOLZ'S CAREER RECORD

YEAR	CLUB	W-L	ERA	G	GS	CG	SHO	SV	IP	H	R	ER	HR	HB	BB	SO	WP	BK
2005	Lowell	0-1	2.61	15	15	0	0	0	41.1	34	15	12	2	1	9	45	0	1
2006	Wilmington	2-0	1.13	3	3	0	0	0	16.0	10	4	2	0	0	4	23	1	0
	Greenville	9-4	2.62	21	21	0	0	0	103.0	78	34	30	10	5	29	117	8	1
2007	Pawtucket	1-3	3.96	8	8	0	0	0	38.2	32	21	17	5	1	13	55	1	3
	Portland	7-2	1.77	16	15	1	0	0	86.2	55	18	17	4	2	22	116	1	1
	BOSTON	3-1	1.59	4	3	1	1	0	22.2	14	6	4	0	1	10	22	0	0
2008	Pawtucket	4-2	2.47	9	9	0	0	0	43.2	36	13	12	3	2	17	43	3	0
	Portland	1-0	1.80	2	2	0	0	0	15.0	7	4	3	0	0	1	18	0	0
	BOSTON	2-9	6.75	16	15	1	0	0	76.0	93	63	57	11	2	41	72	2	1
2009	Pawtucket	7-2	2.36	17	16	1	1	0	99.0	67	30	26	7	0	30	89	4	1
	BOSTON	7-4	4.21	16	16	0	0	0	92.0	91	44	43	13	2	36	68	1	0
2010	Pawtucket	0-0	4.91	1	1	0	0	0	3.2	4	2	2	1	1	1	2	0	1
	BOSTON	17-7	2.33	28	28	1	1	0	173.2	142	55	45	9	5	67	120	7	1
2011	BOSTON	6-3	3.48	14	14	0	0	0	82.2	76	34	32	10	2	31	60	3	0
2012	Pawtucket	0-0	0.00	1	1	0	0	0	2.1	1	0	0	0	0	2	3	0	0
	BOSTON	11-8	4.56	29	29	2	1	0	189.1	187	104	96	25	12	64	129	2	2
Major League Totals		46-32	3.92	107	105	5	3	0	636.1	603	306	277	68	24	249	471	15	4
Minor League Totals		31-14	2.42	93	91	2	1	0	449.1	324	141	121	32	12	128	511	18	8
Red Sox Totals		46-32	3.92	107	105	5	3	0	636.1	603	306	277	68	24	249	471	15	4

2005 Signed by the Boston Red Sox as a supplemental-round selection (club's 3rd pick, 42nd overall) in the June draft

DIVISION SERIES RECORD

YEAR	CLUB	W-L	ERA	G	GS	CG	SHO	SV	IP	H	R	ER	HR	HB	BB	SO	WP	BK
2009	BOS vs. LAA	0-0	3.60	1	1	0	0	0	5.0	6	2	2	1	1	1	3	0	1

ALL-STAR GAME RECORD

YEAR	CLUB	W-L	ERA	G	GS	CG	SHO	SV	IP	H	R	ER	HR	HB	BB	SO	WP	BK
2010	AL at LAA																	

Selected--Did Not Pitch

CAREER FIELDING RECORD

YEAR	CLUB	POS	PCT.	G	GS	PO	A	E	TC	DP
2007	BOSTON	P	.800	4	3	1	3	1	5	0
2008	BOSTON	P	1.000	16	15	3	6	0	9	0
2009	BOSTON	P	.941	16	16	8	8	1	17	0
2010	BOSTON	P	.957	28	28	21	24	2	47	1
2011	BOSTON	P	.967	14	14	15	14	1	30	0
2012	BOSTON	P	.935	29	29	29	14	3	46	2
Career Totals		P	.948	107	105	77	69	8	154	3

CAREER BATTING TOTALS

	AVG.	G	AB	R	H	2B	3B	HR	RBI	SH	SF	HB	BB	SO	SB	CS	E
Major League Totals	.333	108	3	0	1	0	0	0	0	1	0	0	0	1	0	0	8

CAREER SINGLE-GAME HIGHS

INNINGS PITCHED	9.0, 4 times, last 8/10/12 at CLE
LOW-HIT COMPLETE GAME	0, 9/1/07 vs. BAL
STRIKEOUTS	10, 4/22/10 vs. TEX
HITS ALLOWED	12, 2 times, last 8/22/12 vs. LAA
RUNS ALLOWED	8, 2 times, last 10/1/12 at NYY
WALKS ALLOWED	5, 8 times, last 9/15/12 at TOR
HOME RUNS ALLOWED	5, 2 times, last 4/20/12 vs. NYY
WINNING STREAK	6, 2 times, last 5/2/11-4/14/12
EJECTIONS	None

BUCHHOLZ

FULL NAME: Daniel John Butler

BATS: Right **THROWS:** Right **HEIGHT:** 5-10 **WEIGHT:** 210

OPENING DAY AGE: 26

BORN: October 17, 1986 in Phoenix, AZ

RESIDES: Phoenix, AZ

MAJOR LEAGUE SERVICE: None

ACQUIRED: Signed as a non-drafted free agent on July 28, 2009

SIGNED BY: Matt Mahoney (Red Sox)

CONTRACT STATUS: Signed through 2013



CAREER HIGHLIGHTS

🔥 In his 5th season with the Red Sox, his 2nd in Major League Spring Training camp...Added to Boston's 40-man roster on 11/20/11.

🔥 Named a South Atlantic League All-Star in 2010 and a Carolina League All-Star in 2011, his 1st 2 full professional campaigns, after going undrafted.

2012: Spent most of the year with Double-A Portland before appearing in a career-high 22 Triple-A contests with Pawtucket.

🔥 Between the 2 stops, threw out 38 of 114 attempted base stealers (33.3%).

🔥 Notched 20 extra-base hits and 31 walks in 73 games with the Sea Dogs prior to an 8/3 promotion to Pawtucket.

🔥 Drew 3 walks on 3 occasions (6/12 at Bowie, 6/24 at Trenton, and 7/22 at New Hampshire), the most by a Sea Dogs player all season.

🔥 Reached safely via hit, walk, or HBP in 14 straight games with Portland from 5/31-6/23...Went 8-for-20 (.400) with 3 homers and 9 RBI in a 5-game span to begin that stretch, including home runs in back-to-back games from 6/5-6 vs. Bowie.

🔥 Hit .302 (19-for-63) over his last 19 games with the Sea Dogs beginning 7/4.

🔥 Reached safely in all 18 of 22 regular season games for Pawtucket.

🔥 Connected for 2 home runs on 9/1 vs. Scranton/Wilkes-Barre (NYY) as the PawSox clinched the Wild Card.

🔥 Played in 6 postseason games for the PawSox, going 6-for-19 (.316)...Homered in Game 2 of the Governors' Cup Championship on 9/12 vs. Charlotte.

🔥 Following the season, appeared in 28 games for Toros del Este of the Dominican Winter League...Ranked 2nd among catching qualifiers throwing out 34.4% of base runners attempting to steal (11 of 32).

2011: Batted .241 (92-for-381) with 25 doubles, 12 homers, 71 RBI, and 54 walks in 113 games between High-A Salem, Double-A Portland and Triple-A Pawtucket.

🔥 Began the season with Salem and was named to the Carolina League Mid-Season All-Star Team...Joined the Sea Dogs on 8/3, where he played 21 games before transferring to Pawtucket on 9/4.

🔥 Combined to throw out 35.5 percent (49 of 138) of attempted base stealers across all 3 levels...Paced qualifying Carolina League catchers with a .995 fielding percentage (3 E/586 TC).

🔥 Led the Salem Sox in RBI (66), ranked 2nd in home runs (11), and was tied for 2nd in walks (45).

🔥 Ranked 5th in the Carolina League with a .351 AVG (20-for-57) and 24 RBI in 16 April games...Tallied 9 doubles and 5 homers during the month.

🔥 Knocked a grand slam on 4/23 vs. Potomac and again in a season-high tying 7-RBI effort on 5/30 vs. Lynchburg (also 4/18 at Lynchburg).

🔥 Received CL Player of the Week honors on 3 occasions (4/18-24, 5/30-6/5, and 7/25-7/31).

🔥 Cracked a 2-run homer in Boston's 3/30 exhibition at Minute Maid Park.

🔥 Following the season, posted a .313 clip (15-for-48) with 13 walks in 16 games for Scottsdale in the Arizona Fall League.

2010: Led Red Sox farmhands in batting (.310) in 98 games spent mostly at Single-A Greenville and High-A Salem...Combined for 7 homers and 48 RBI.

🔥 Named a South Atlantic League mid-season All-Star.

🔥 Earned SAL Player of the Week honors for 4/19-25 after hitting .450 (9-for-20) with 4 doubles and 2 homers.

- 🔪 Tabbed Red Sox Minor League Defensive Player of the Month for April.
- 🔪 Batted .426 (23-for-54) over a 14-game hitting streak, 6/11-7/12.
- 🔪 Ranked among SAL leaders in AVG (2nd, .327), OBP (5th, .406), SLG (3rd, .523), and OPS (3rd, .929) prior to his promotion to Salem on 7/15.
- 🔪 Also played 2 games with Triple-A Pawtucket in early July.
- 🔪 Combined to throw out 33 of 121 attempted base stealers (27.2 percent).

2009: Spent most of his 1st professional season in 22 games for Short-A Lowell.

- 🔪 Also played 2 games for High-A Salem in early September...Returned to Lowell for the playoffs and went 2-for-11 (.182) in 3 postseason games.
- 🔪 Crushed a go-ahead, 11th-inning homer and Lowell held on for a 3-2 win at Staten Island in Game 2 of the New York-Penn League semifinals.
- 🔪 Combined to catch 8 of 27 (29.6%) attempting base stealers.

PERSONAL

- 🔪 Hit .263 with 3 homers and 18 RBI in 27 games for the University of Arizona as a senior in 2009.
- 🔪 Played for Yarmouth-Dennis and Brewster during the 2009 Cape Cod Baseball League season.

IN THE COMMUNITY

Dan was involved in local community outreach as part of the Sox Rookie Program in January 2013, including a visit with patients at the Jimmy Fund and Children's Hospital Boston...Participated in the Red Sox Foundation's Dancing with the New Stars in 2012

DANIEL BUTLER'S CAREER RECORD

YEAR	CLUB	AVG.	G	AB	R	H	2B	3B	HR	RBI	SH	SF	HB	BB	SO	SB	CS	E
2009	Lowell	.179	22	78	7	14	3	1	1	10	0	1	5	4	14	0	1	2
	Salem	.000	2	3	0	0	0	0	0	0	0	0	0	0	1	0	0	0
2010	Greenville	.327	61	214	37	70	18	3	6	31	0	1	9	20	44	0	0	9
	Pawtucket	.000	2	5	0	0	0	0	0	0	0	0	0	0	1	0	0	0
	Salem	.292	35	113	16	33	12	0	1	17	0	1	6	23	21	1	0	1
2011	Salem	.247	91	312	39	77	20	0	11	66	0	5	7	45	56	4	1	3
	Portland	.212	21	66	4	14	5	0	0	2	0	0	1	9	11	0	0	3
	Pawtucket	.333	1	3	1	1	0	0	1	3	0	0	0	0	2	0	0	0
2012	Portland	.251	73	247	29	62	14	2	6	26	0	0	7	31	42	0	0	5
	Pawtucket	.233	22	73	8	17	5	0	3	11	0	1	0	9	20	0	0	0
Minor League Totals		.259	330	1114	141	288	77	6	29	166	0	9	35	141	212	5	2	24

2009 Signed by the Boston Red Sox as a non-drafted free agent on 7/28

**ALL-TIME RED SOX LEADERS
AT FENWAY PARK**

BATTING LEADERS

AVG	.369	Wade Boggs
SLG	.652	Ted Williams
Hits	1,822	Carl Yastrzemski
Walks	1,031	Ted Williams
SB	107	Harry Hooper
Doubles	382	Carl Yastrzemski
Triples	63	Harry Hooper
HR	248	Ted Williams
RBI	1,063	Carl Yastrzemski

PITCHING LEADERS

Wins	98	Tim Wakefield
Strikeouts	1,332	Roger Clemens
ERA	1.80	Carl Mays
Saves	104	Jonathan Papelbon

NOTE: Minimum 2,000 AB for AVG and SLG,
Minimum 500.0 IP for ERA

Fenway Park leaders courtesy Elias Sports Bureau

**ALL-TIME OPPONENT LEADERS
AT FENWAY PARK**

BATTING LEADERS

AVG	.377	Fred McGriff
SLG	.724	Frank Robinson
Hits	218	Al Kaline
Walks	126	Eddie Yost
SB	47	Rickey Henderson
Doubles	49	Al Kaline
Triples	17	Ty Cobb
HR	38	Mickey Mantle, Babe Ruth
RBI	156	Lou Gehrig

PITCHING LEADERS

Wins	19	Hooks Dauss
Strikeouts	186	Bob Feller
ERA	1.72	Lefty Grove
Saves	34	Mariano Rivera

NOTE: Minimum 200 AB for AVG and SLG,
Minimum 100.0 IP for ERA

Fenway Park leaders courtesy Elias Sports Bureau

FULL NAME: Christopher Michael Carp
BATS: Left **THROWS:** Right **HEIGHT:** 6-2 **WEIGHT:** 208
OPENING DAY AGE: 26 (Turns 27 on June 30)
BORN: June 30, 1986 in Long Beach, CA
RESIDES: Lakewood, CA
MAJOR LEAGUE SERVICE: 2 years, 10 days
ACQUIRED: From Seattle in exchange for a player to be named later or cash considerations on February 20, 2013
SIGNED BY: Steve Leavitt (Mets)
CONTRACT STATUS: Signed through 2013



CAREER HIGHLIGHTS

👉 Entering 1st season with the Red Sox after being acquired on 2/20/13 in exchange for a player to be named later or cash considerations.

👉 Owns a career .300 AVG (39-for-130) against left-handed pitchers, 4th among active left-handed batters with at least 100 PA vs. LHP.

👉 Has posted a .997 fielding percentage in 82 career games (77 starts) at 1st base...Has also appeared in the outfield, playing 52 games (48 starts) in left field, and 1 game in right.

👉 In 2011, ranked among AL rookies (min. 300 PA) in AVG (3rd, .276), SLG (2nd, .466), and OPS (2nd, .791) in a career-high 79 games for the Mariners...Named to *Baseball America's* 2011 MLB All-Rookie Team.

👉 Sent from NYM to SEA on 12/10/08 as part of a 3-team, 12-player trade also involving CLE on 12/10/08.

2012: Appeared in 59 games with the Mariners...Missed 78 games due to 3 stints on the disabled list.

👉 Made 48 starts, with 23 at 1st base, 21 in left field, and 4 at DH.

👉 Was 13-for-42 (.310) against left-handers.

👉 Opened the season the DL with a sprained right shoulder and was activated on 5/1.

👉 Hit 4 of his 5 home runs in a 10-game stretch 5/6-20, including back-to-back games 5/18 and 5/20 at COL.

👉 Went back on the DL on 6/13 (retro to 6/11) with an inflamed right shoulder until 7/23.

👉 Hit at a .293 clip (22-for-75) with 9 runs, 3 doubles, 1 home run, 7 RBI, and a .357 OBP over his final 25 games beginning on 7/26.

👉 Missed time with a strained left groin from 8/14 (retro to 8/13)-9/3

👉 Totaled a .250 AVG (37-for-148) with 9 doubles, 3 homers, and 21 RBI in 37 rehab games between Triple-A Tacoma and High-A High Desert.

2011: Ranked among AL rookies (min. 300 PA) in AVG (3rd, .276), SLG (2nd, .466), and OPS (2nd, .791) in a career-high 79 games over 2 stints with the Mariners.

👉 Also ranked among AL rookies in RBI (4th, 46), home runs (T-4th, 12), and extra-base hits (6th, 30).

👉 Placed among all-time SEA single-season rookie leaders in homers (T-7th), RBI (9th), and extra-base hits (10th).

👉 Named to *Baseball America's* MLB All-Rookie team...Also selected by MLB.com as the Mariners Breakout Player of the Year.

👉 Appeared in 79 games at 4 positions: 1st base (34 G/30 GS), left field (27 G/26 GS), designated hitter (19 G/ GS), and right field (1 G).

👉 Hit .200 (7-for-35) in 15 games during 1st ML stint from 6/8-7/2.

👉 Batted .286 (73-for-255) with 15 doubles, 1 triple, 12 home runs, and 46 RBI in 64 games over his 2nd ML stint of the season from 7/19 through the end of the year.

👉 Recorded career-high 20-game hitting streak from 7/30-8/21 (.363, 29-for-80, 13 R, 5 2B, 4 HR, 19 RBI)... Tied for the longest hitting streak by a MLB rookie in 2011 (also ATL's Freddie Freeman), and was the longest hitting streak by an AL rookie since Robb Quinlan in 2004 (21 games)...Marked the longest by a Mariners rookie since Ichiro had streaks of 21 and 23 games in 2001...Became 7th Mariners player overall (12th time) to record a hitting streak of 20 or more games, along with Ichiro (7 times), Joey Cora, Richie Zisk, Dan Meyer, Yuniesky Betancourt, and Alex Rodriguez.

👉 Named August AL Rookie of the Month after batting .313 (35-for-112) with 8 doubles, 6 homers, and 25 RBI... Tied Danny Tartabull (July 1986) for the club rookie record for RBI in any month.

- 🔥 Hit .306 (22-for-72) with 4 home runs and a .542 SLG against LHP.
- 🔥 Tied Mariners single-game rookie hits record going 5-for-5 on 9/20 at MIN, along with Rich Amaral (5/17/93 at TEX) and Joe Simpson (8/27/79 at CLE).
- 🔥 Recorded career-high 5 RBI, including 1st career grand slam 9/18 at CLE.
- 🔥 Hit a go-ahead 2-run home run to break 3-3 tie on 8/29 vs. LAA.
- 🔥 Provided both runs in a 2-1 win over LAA on 8/31 with 2-out, 2-run double in the 8th inning off Scott Downs.
- 🔥 In 66 games with Triple-A Tacoma, batted .343 (86-for-251) with 55 runs, 14 doubles, 21 homers, 64 RBI, 1.060 OPS.
- 🔥 Recorded a 22-game hitting streak from 5/15-6/6...Hit .433 (42-for-97) with 4 doubles, 11 home runs, 25 RBI and 27 runs scored during that stretch.
- 🔥 Named the Pacific Coast League Player of the Week twice, 5/9-15 and 5/30-6/5.

2010: Hit a career-high 29 home runs with Triple-A Tacoma...Also appeared in 14 games over 2 stints with Seattle.

- 🔥 For the Mariners, made starts at 1st base (9), left field (1), and DH (1).
- 🔥 Left game 9/25 at TB with partially torn plantar fascia in his right foot and missed the rest of the season.
- 🔥 Hit 8 homers in final 12 regular season games in the minors.
- 🔥 Ranked 7th among Triple-A hitters in home runs, 14th overall among minor leaguers.
- 🔥 Recalled from Tacoma on 6/7 when Mike Sweeney went on the DL...Appeared in 11 games (9 starts) at 1st base.
- 🔥 Optioned back to Tacoma on 6/27 when Russell Branyan was acquired via trade.

2009: Spent majority of the season with Triple-A Tacoma...Also had 2 stints with Seattle.

- 🔥 Recalled from Tacoma on 6/17 and played in 5 games with the Mariners, going 3-for-8 (.375) with 2 runs and an RBI before 7/3 option.
- 🔥 Made ML debut as pinch-hitter 6/17 at SD...Walked in his 1st ML plate appearance, the 4th player in M's history to do that and 1st since Bob Wells on 7/3/97 at SD.
- 🔥 Recorded 1st career hit 6/18 at SD.
- 🔥 Returned to the Mariners on 9/1 for the duration of the season.
- 🔥 Hit 1st ML home run 9/16 vs. CWS, a solo shot off D.J. Carrasco.

2008: Hit .299 with a .403 OBP, 29 doubles, 17 homers, and 79 walks with Double-A Binghamton.

- 🔥 Ranked 5th in the Eastern League in OBP.
- 🔥 Won the Sterling Award as Binghamton's top player as awarded by the Mets.
- 🔥 Named to the Eastern League's mid- and post-season All-Star squads.
- 🔥 Earned EL Player of the Week honors for the period ending 4/13.
- 🔥 Named the EL's Player of the Month for April after batting .356 (36-for-101) with 16 runs, 7 doubles, 6 homers, and 20 RBI.
- 🔥 On 12/10, was acquired by SEA in a 3-team, 12-player trade along with OFs Endy Chavez and Ezequiel Carrera, RHPs Aaron Heilman and Maikel Cleto, and LHP Jason Vargas from the Mets, and OF Franklin Gutierrez from the Indians...In exchange RHPs J.J. Putz and Sean Green, and OF Jeremy Reed went to NYM while INF Luis Valbuena went to CLE in the deal.

2007: Played the majority of the season with Double-A Binghamton.

- 🔥 Compiled a .285 AVG with 10 home runs and 42 RBI vs. right-handed pitching.
- 🔥 Was on the disabled list from 5/5-6/18 with a broken finger on his right hand.
- 🔥 Following the season, played for Scottsdale in the Arizona Fall League.
- 🔥 Named to the AFL's Rising Stars Team as well as the AFL's All-Prospect Team.

2006: Selected as the Sterling Organizational Player of the Year as the top player in the Mets' minor league system after spending the entire season with High-A St. Lucie.

- 🔥 Ranked 2nd in the Florida State League in RBI (88) and games (137), was 3rd in total bases (221), and tied for 5th in hits (141).
- 🔥 Hit .350 (7-for-20) in the postseason to help St. Lucie capture the FSL Championship.
- 🔥 Rated as the No. 8 prospect in the FSL according to *Baseball America*...Rated in *BA*'s annual Best Tools Survey as the best defensive 1st baseman in the FSL.
- 🔥 After the season, played for North Shore in the Hawaiian Winter League...Named an HWB All-Star.

2005: Spent the entire season with Single-A Hagerstown, where he was selected to the South Atlantic League Mid-Season All-Star Team.

☛ Led the SAL in hit by pitches (21).

2004: Made his professional debut with the Rookie-level Gulf Coast League Mets.

☛ Ranked 4th in the GCL in doubles (12) and 3rd in games (57).

☛ Hit .267 with 30 runs, 4 homers and 26 RBI.

PERSONAL

☛ Graduated from Lakewood (CA) High School...Hit 11 home runs his senior year setting a school record...The previous mark had been held by former major leaguer Damion Easley.

IN THE COMMUNITY

With Seattle, Mike was involved with Mariners Care, attended the Mariners Winter Caravan, and made visits to local Children's hospitals.

MIKE CARP'S CAREER RECORD

YEAR	CLUB	AVG.	G	AB	R	H	2B	3B	HR	RBI	SH	SF	HB	BB	SO	SB	CS	E
2004	GCL Mets	.267	57	191	30	51	12	0	4	26	0	0	5	22	51	2	1	7
2005	Hagerstown	.249	89	313	49	78	12	1	19	63	1	5	21	35	96	2	2	11
2006	St. Lucie	.287	137	491	69	141	27	1	17	88	0	6	25	51	107	2	1	14
2007	Binghamton	.251	97	359	55	90	16	0	11	48	0	4	10	39	75	2	1	10
	St. Lucie	.250	1	4	0	1	0	0	0	0	0	0	0	0	0	0	0	0
2008	Binghamton	.299	134	478	67	143	29	1	17	72	0	3	6	79	88	1	2	11
2009	Tacoma	.271	110	413	66	112	25	1	15	64	1	6	12	58	99	0	1	8
	SEATTLE	.315	21	54	7	17	3	1	1	5	0	1	2	8	10	0	0	0
2010	Tacoma	.257	110	409	67	105	17	1	29	76	0	7	6	41	93	1	2	6
	SEATTLE	.189	14	37	1	7	2	0	0	0	0	0	0	4	8	0	0	0
2011	Tacoma	.343	66	251	55	86	14	0	21	64	1	3	3	28	50	6	2	4
	SEATTLE	.276	79	290	27	80	17	1	12	46	0	1	3	19	81	0	2	6
2012	Tacoma	.223	35	139	13	31	8	0	2	17	0	2	1	12	31	1	3	3
	SEATTLE	.213	59	164	17	35	6	0	5	20	0	1	3	21	46	1	0	2
	High Desert	.667	2	9	2	6	1	0	1	4	0	0	0	2	0	1	0	0
Major League Totals		.255	173	545	52	139	28	2	18	71	0	3	8	52	145	1	2	8
Minor League Totals		.276	838	3057	473	844	161	5	136	522	3	36	89	367	690	18	15	74

2004 Signed by the New York Mets as a ninth round selection in the June draft

2008 Acquired by the Seattle Mariners along with OFs Endy Chavez and Ezequiel Carrera, RHPs Aaron Heilman and Maikel Cleto, and LHP Jason Vargas from the Mets, and OF Franklin Gutierrez from the Indians, in exchange for RHPs J.J. Putz and Sean Green, and OF Jeremy Reed to New York, and INF Luis Valbuena to Cleveland on 12/10

2013 Acquired by the Boston Red Sox in exchange for a player to be named later or cash considerations on 2/20



ADDITIONAL BATTING STATISTICS

YEAR	CLUB	OBP	SLG	OPS	TB	GDP
2009	SEATTLE	.415	.463	.878	25	1
2010	SEATTLE	.268	.243	.512	9	0
2011	SEATTLE	.326	.466	.791	135	10
2012	SEATTLE	.312	.341	.654	56	7
Major League Totals		.327	.413	.740	225	18

CAREER FIELDING RECORD

YEAR	CLUB	POS	PCT.	G	GS	PO	A	E	TC	DP
2009	SEATTLE	1B	1.000	16	15	115	15	0	130	13
2010	SEATTLE	1B	1.000	9	9	65	4	0	69	3
		OF	-	1	1	0	0	0	0	0
2011	SEATTLE	OF	.927	28	26	49	2	4	55	0
		1B	.993	34	30	253	14	2	269	27
2012	SEATTLE	1B	1.000	23	23	188	13	0	201	15
		OF	.955	24	21	41	1	2	44	0
Career Totals		1B	.997	82	77	621	46	2	669	58
		OF	.939	53	48	90	3	6	99	0

CAREER SINGLE-GAME HIGHS

HITS	5, 9/20/11 for SEA at MIN
DOUBLES	2, 4 times, last 7/29/12 for SEA vs. KC
HOME RUNS	2, 8/15/11 for SEA vs. TOR
RBI	5, 9/19/11 for SEA at CLE
RUNS SCORED	2, 5 times, last 9/19/11 for SEA at CLE
WALKS	2, 4 times, last 8/8/12 for SEA at BAL
STRIKEOUTS	4, 8/24/11 for SEA at CLE
STOLEN BASES	1, 5/26/12 for SEA vs. LAA
HITTING STREAK	20, 7/30/11-8/21/11
EJECTIONS	None

HOME RUN NOTES

MULTI-HOME RUN GAMES (1)
2-HOME RUN GAMES (1)
8/15/11 vs. TOR
LEADOFF HOME RUNS (0)
GRAND SLAMS (1)
9/19/11 at CLE off Chad Durbin
PINCH-HIT HOME RUNS (0)
EXTRA-INNING HOME RUNS (0)
GAME-ENDING HOME RUNS (0)
INSIDE-THE-PARK HOME RUNS (0)

RED SOX ALL-TIME TEAMS

VOTED BY FANS IN 1982

FIRST TEAM	SECOND TEAM
C Carlton Fisk	C Birdie Tebbetts
1B Jimmie Foxx	1B George Scott
2B Bobby Doerr	2B Jerry Remy
3B Rico Petrocelli	3B Frank Malzone
SS Rick Burleson	SS Johnny Pesky
OF Ted Williams	OF Jim Rice
OF Carl Yastrzemski	OF Dom DiMaggio
OF Dwight Evans	OF Fred Lynn
RHP Cy Young	RHP Luis Tiant
LHP Babe Ruth	LHP Lefty Grove
REL Dick Radatz	REL Sparky Lyle
MGR Dick Williams	MGR Joe Cronin

GREATEST PLAYER - Ted Williams

VOTED BY FANS IN 1969

C Birdie Tebbetts
1B Jimmie Foxx
2B Bobby Doerr
3B Frank Malzone
SS Joe Cronin
OF Ted Williams
OF Carl Yastrzemski
OF Tris Speaker
RHP Cy Young
LHP Lefty Grove

GREATEST PLAYER - Ted Williams

FULL NAME: Christopher John Carpenter**BATS:** Right **THROWS:** Right **HEIGHT:** 6-4 **WEIGHT:** 220**OPENING DAY AGE:** 27**BORN:** December 26, 1985 in Bryan, OH**RESIDES:** Bryan, OH**MAJOR LEAGUE SERVICE:** 1 year, 10 days**ACQUIRED:** From Chicago (NL) with a player to be named later (RHP Aaron Kurcz) in exchange for a player to be named later (1B Jair Bogaerts) on February 21, 2012**SIGNED BY:** Lukas McKnight (Cubs)**CONTRACT STATUS:** Signed through 2013**NON-ROSTER INVITEE****CAREER HIGHLIGHTS**

👉 In his 2nd season in Boston's system after 4 years in the Cubs organization...Acquired from CHC with a player to be named later (RHP Aaron Kurcz) in exchange for a player to be named later (1B Jair Bogaerts) on 2/21/12, completing the compensation for Theo Epstein joining the Cubs as the team's President of Baseball Operations.

👉 Made ML debut with the Cubs in 2011 and has appeared in 18 career big league games, all in relief.

👉 After making 60 starts in his 1st 64 pro outings covering his 1st 3 seasons, transitioned to a relief role...Has allowed just 21 home runs in 362.2 minor league innings pitched overall.

👉 Underwent Tommy John Surgery on his right elbow in 2005.

2012: Appeared in 8 games for the Red Sox as a September call-up in 1st season with the organization...Was on the DL until late July.

👉 Underwent surgery to remove a bone spur in his right elbow on 3/29 and began the season on the 60-day DL.

👉 Posted a 2.77 ERA (4 ER/13.0 IP) with 1 save, 16 K's and 7 hits allowed over 12 rehab outings between Rookie-level Gulf Coast League, Single-A Greenville, Double-A Portland, and Triple-A Pawtucket from 7/2-29.

👉 Activated from DL on 7/31 and optioned to Pawtucket...In 16 games overall with PawSox, was 1-0 with 4 saves, a 1.15 ERA (2 ER/15.2 IP) and 17 K's...Held Triple-A batters to a .137 clip (7-for-51), allowing a run in just 2 outings.

👉 Tossed 1.0 inning or less in each of his 16 tilts with the PawSox and recorded at least 1 strikeout in all but 5.

👉 Held opponents scoreless in 6 of 8 outings following 9/3 recall to Boston...Tossed 3.1 scoreless innings over 1st 4 outings of the season through 9/14.

👉 Had a 1.59 ERA (1 ER/5.2 IP) in his 1st 7 games before yielding a career-high 5 runs in Boston's final game of the year, 10/3 at NYN.

2011: Spent a majority of the year at Double-A Tennessee and Triple-A Iowa...Also made major league debut with Chicago, posting a 2.79 ERA (3 ER/9.2 IP) in 10 relief games.

👉 Held opponents scoreless in 8 of his 10 big league games, including 6 of his 1st 7 outings...Did not allow a run in 5 road appearances (5.1 IP)...Limited left-handed batters to a .143 AVG (2-for-14).

👉 Selected from Tennessee on 6/14 and made his major league debut that night vs. MIL (0.2 IP, H, SO).

👉 Optioned to Iowa following 7/3 game vs. CWS, but recalled 2 days later in Washington to replace the injured Marcos Mateo...Remained with the Cubs until being optioned on 7/16.

👉 In 32 combined minor league relief appearances, was 3-4 with 2 saves, a 5.91 ERA (28 ER/42.2 IP) and 34 K's...Tossed a season-high 2.0 frames 9 times while with Iowa and twice with Tennessee.

👉 Earned his 1st professional save with a scoreless 7th inning to finish Iowa's 3-1 victory vs. Albuquerque in Game 1 of a 4/20 doubleheader.

👉 Was sidelined on the disabled list with a strained oblique from 8/5-8/31.

👉 Went 1-1 with a 3.29 ERA (5 ER/13.2 IP) and 18 strikeouts with Mesa in the Arizona Fall League and was named to the AFL Rising Stars Team for the 2nd straight season.

2010: Played majority of the season with Double-A Tennessee, going 8-6 with a 3.16 ERA (42 ER/119.2 IP) in 23 starts...Saw 1st Triple-A action following a late August promotion to Iowa.

👉 Tossed a career-high 134.2 innings between the Smokies and I-Cubs despite beginning the year on the disabled list from 4/8-18 with a right shoulder impingement.

👉 Posted 9 quality starts with Tennessee, including 3 in his last 4 with the club.

👉 Won 4 of 5 decisions in 8 starts with the Smokies from 5/12-6/19 with a 2.49 ERA (12 ER/43.1 IP) in that span.

👉 Posted a monthly-best 2.16 ERA (8 ER/33.1 IP) in 6 June starts for the Smokies.

- ☛ Earned a promotion to Iowa on 8/22, where he posted a 5.40 ERA (9 ER/15.0 IP) with no record in 3 starts.
- ☛ Pitched for the Mesa Solar Sox in the Arizona Fall League, going 0-1 with a 5.52 ERA (9 ER/14.2 IP) and 14 strikeouts in 10 relief appearances...Named an AFL Rising Star.
- 2009: Led all Cubs minor leaguers with a 2.82 ERA (41 ER/130.2 IP) in 27 starts between Single-A Peoria, High-A Daytona, and Double-A Tennessee.**
- ☛ Had 118 strikeouts between the 3 stops, 4th most among Cubs farmhands.
- ☛ Named to the Midwest League All-Star Team after opening the season with a 2.44 ERA (20 ER/73.2 IP) in 15 starts for the Chiefs.
- ☛ Threw a 7.0-inning, complete-game, 3-hit shutout on 6/15 vs. Quad Cities.
- ☛ Undeclared in June, going 3-0 with a 0.95 ERA (3 ER/28.1 IP) in his last 5 starts before a 7/2 promotion to High-A.
- ☛ Made 5 starts for Daytona, going 2-1 with a 1.44 ERA (4 ER/25.0 IP)...Surrendered 1 or no earned runs in 4 of those outings, while fanning 8 or more 3 times.
- ☛ Joined Tennessee on 7/29 and remained with the club for the rest of the season, making 7 starts.
- 2008: Combined to go 4-2 with a 4.64 ERA (17 ER/33.0 IP) in 11 games (7 starts) with the Rookie-level Arizona League Cubs and Short-A Boise.**
- ☛ Surrendered 2 runs on 2 hits, while walking 1 and fanning 1 in 1.0 inning of work with Mesa.
- ☛ Made 10 appearances (6 starts) with Boise, going 4-2 with a 4.22 ERA (15 ER/32.0 IP).

PERSONAL

- ☛ Graduated from Bryan (OH) High School...Attended Kent State University.
- ☛ In 2008, named Mid-American Conference Pitcher of the Year and earned a spot on the All-MAC 1st Team.

CHRIS CARPENTER'S CAREER RECORD

YEAR	CLUB	W-L	ERA	G	GS	CG	SHO	SV	IP	H	R	ER	HR	HB	BB	SO	WP	BK
2008	AZL Cubs	0-0	18.00	1	1	0	0	0	1.0	2	2	2	0	0	1	1	0	0
	Boise	4-2	4.22	10	6	0	0	0	32.0	32	21	15	2	2	22	24	2	0
2009	Daytona	2-1	1.44	5	5	0	0	0	25.0	15	7	4	1	1	8	33	3	0
	Peoria	4-3	2.44	15	15	1	1	0	73.2	55	23	20	4	1	33	60	0	1
	Tennessee	0-3	4.78	7	7	0	0	0	32.0	30	20	17	0	4	11	25	2	0
2010	Tennessee	8-6	3.16	23	23	0	0	0	119.2	118	56	42	5	7	48	100	11	0
	Iowa	0-0	5.40	3	3	0	0	0	15.0	19	9	9	3	0	9	12	1	0
2011	Iowa	2-3	6.53	22	0	0	0	1	30.1	32	25	22	3	3	23	28	5	0
	CHI CUBS	0-0	2.79	10	0	0	0	0	9.2	12	3	3	1	0	7	8	2	0
2012	Tennessee	1-1	4.38	10	0	0	0	1	12.1	10	6	6	2	1	4	6	1	0
	Gulf Coast	1-0	4.50	2	1	0	0	0	2.0	1	1	1	0	0	1	1	1	0
	BOSTON	1-0	9.00	8	0	0	0	0	6.0	7	6	6	1	0	10	2	2	0
	Greenville	0-0	4.50	2	2	0	0	0	2.0	1	1	1	0	1	1	4	1	0
	Portland	0-0	4.50	1	1	0	0	0	2.0	2	1	1	0	0	0	3	0	0
	Pawtucket	1-0	1.15	16	0	0	0	4	15.2	7	2	2	1	0	8	17	0	0
Major League Totals		1-0	5.17	18	0	0	0	0	15.2	19	9	9	2	0	17	10	4	0
Minor League Totals		23-19	3.52	117	64	1	1	6	362.2	324	174	142	21	20	169	314	28	1
Red Sox Totals		1-0	9.00	8	0	0	0	0	6.0	7	6	6	1	0	10	2	2	0

2008 Signed by the Chicago Cubs as a third-round selection in the June draft

2012 Acquired by the Boston Red Sox with a player to be named later (RHP Aaron Kurcz) in exchange for a player to be named later (1B Jair Bogart) on 2/21...With the trade, the compensation for Theo Epstein joining the Cubs as President of Baseball Operations was completed

CAREER FIELDING RECORD

YEAR	CLUB	POS	PCT.	G	GS	PO	A	E	TC	DP
2011	CHI CUBS	P	.667	10	0	1	1	1	3	0
2012	BOSTON	P	1.000	8	0	0	1	0	1	0
Career Totals		P	.750	18	0	1	2	1	4	0

CAREER SINGLE-GAME HIGHS

INNINGS PITCHED	2.0, 7/6/11 for CHC at WSH
STRIKEOUTS	3, 7/6/11 for CHC at WSH
HITS ALLOWED	4, 6/28/11 (G1) for CHC vs. SF
RUNS ALLOWED	5, 10/3/12 at NYY
WALKS ALLOWED	2, 3 times, last 10/3/12 at NYY
HOME RUNS ALLOWED	1, 2 times, last 10/3/12 at NYY
EJECTIONS	None

FULL NAME: Anthony Scott Carter

BATS: Right THROWS: Right HEIGHT: 6-4 WEIGHT: 218

OPENING DAY AGE: 26 (Turns 27 on April 4)

BORN: April 4, 1986 in Decatur, GA

RESIDES: Lilburn, GA

MAJOR LEAGUE SERVICE: None

ACQUIRED: Signed as a minor league free agent on Dec. 2, 2012

SIGNED BY: John Tumminia and Alex Slattery (White Sox)

CONTRACT STATUS: Signed through 2013



NON-ROSTER INVITEE

CAREER HIGHLIGHTS

👉 Entering his 1st season with the Red Sox after spending each of his 1st 7 professional seasons in the White Sox organization...Was a teammate of fellow non-roster invitee Terry Doyle in 2012 with Triple-A Charlotte.

👉 Ranked by *Baseball America* as the No. 10 Prospect in the White Sox organization going into the 2011 season.

👉 Named to USA Baseball's 2010 Pan American qualifying team roster.

👉 Pitched for Peoria and was selected to the Arizona Fall League's West Division Rising Stars team in 2010.

2012: Spent entire season with Triple-A Charlotte where he finished 2nd on the staff with 39 appearances.

👉 Excluding his lone start of the season on 6/19 vs. Columbus, in which he allowed 8 earned runs in 2.1 innings, posted a 3.58 ERA (24 ER/60.1 IP) for the season.

👉 Allowed only 2 earned runs in 15.1 innings (1.17 ERA) over his next 8 appearances after that start.

👉 Pitched 2.0 or more innings in 19 of his 39 appearances (18 of his 38 relief appearances).

👉 Recorded 30 strikeouts in 27.2 innings over his final 15 appearances (9.76 SO/9.0 IP) compared to 24 strikeouts in 35.0 innings over his first 24 games (6.17 SO/9.0 IP).

👉 Posted a 2.73 ERA (9 ER/29.2 IP) in 19 road games and a 6.27 ERA (23 ER/33.0 IP) in 20 home games (1 start).

👉 Following the season, converted all 7 of his save chances and went 1-1 with a 3.09 ERA in 17 appearances for Indios de Mayaguez in the Puerto Rican Winter League.

2011: Struck out 62 batters in 61.2 IP between Triple-A Charlotte and Double-A Birmingham.

👉 Began season with Charlotte where he allowed just 1 ER in 8.2 innings over his 1st 5 appearances (1.04 ERA).

👉 Pitched 2.0 or more innings in 10 of his 35 appearances for Charlotte.

👉 Was transferred to Birmingham on 7/26 and finished the season there.

👉 All but 1 of his 12 appearances for Birmingham were scoreless, including each of his final 7 (8.2 IP).

👉 Held opponents to a .125 AVG (6-for-48) in Double-A.

👉 Entered the season ranked by *Baseball America* as the No. 10 Prospect in the White Sox minor league system.

2010: Led the Southern League and all White Sox minor leaguers with 22 saves for Birmingham...His save total was also tied for 2nd highest among all Double-A pitchers.

👉 Was a SL mid-season All-Star...Finished 2nd in the SL in games finished (34).

👉 Had a season-long 16.0-inning scoreless streak that spanned 12 appearances, 4/30-6/7...The streak included the entire month of May (10.1 IP, 9 games).

👉 Posted a 2.58 ERA (15 ER/52.1 IP) in 44 relief appearances...Allowed a total of 10 earned runs in 5.0 innings over his only 2 starts of the season.

👉 Converted 12 of 13 save opportunities and posted a 2.21 ERA (5 ER/20.1 IP) over his final 21 appearances of the season...Had a 4.86 ERA (20 ER/37.0 IP) and 10 saves in 14 chances over his 1st 25 games.

👉 Struck out a season-high 5 batters in 2.0 innings, 6/7 at Mobile...Recorded at least 1 strikeout in 31 of his 46 appearances.

👉 Held left-handed hitters to a .154 AVG (14-for-91)...Righties hit .282 (33-for-117) against him.

👉 Selected to USA Baseball's Pan American Games qualifying roster.

👉 Had 3 saves in 3 chances and posted a 3.60 ERA (4 ER/10.0 IP) in 10 appearances for Peoria in the Arizona Fall League...Was selected to the West Division's Rising Stars team.

2009: Set professional highs in starts (27), innings (154.2), and strikeouts (119) for High-A Winston-Salem.

- 👉 Led the Carolina League in innings...Finished tied for 2nd in wins and was 4th in strikeouts.
- 👉 Posted a 2.00 ERA (10 ER/45.0 IP) over a 4-game win streak that spanned 7 starts, 5/14-6/16.
- 👉 Earned the win in 4 straight starts, 7/8-7/26...Posted a 2.59 ERA (7 ER/24.1 IP) with 19 strikeouts in that span.
- 👉 Went 9-4 with a 3.71 ERA (51 ER/123.2 IP) over his final 21 starts of the season...Was 2-3 with a 6.97 ERA (24 ER/31.0 IP) over his 1st 6 starts.
- 👉 Was on the losing end of his 1st and only professional complete game, 7/21 at Wilmington (G2).

2008: Combined to go 11-7 with a 4.00 ERA (64 ER/144.1 IP) in 28 games (27 starts) between Single-A Kannapolis and High-A Winston-Salem.

- 👉 Started the season with Kannapolis where he allowed 2 earned runs or less in each of his 1st 8 starts...Had a 1.43 ERA (7 ER/44.0 IP) in that span.
- 👉 Was transferred to Winston-Salem on 6/4.
- 👉 Earned the win in 4 straight decisions, 6/21-7/26.

2007: Pitched for Rookie-level Great Falls and finished 10th in the Pioneer League in ERA (3.93).

- 👉 Went 2-0 with a 2.30 ERA (8 ER/31.1 IP) over his final 7 starts...Had a 5.97 ERA (23 ER/34.2 IP) over his 1st 8 starts.
- 👉 Allowed 3 runs or less in 13 of his 15 starts.

2006: Began his professional career with Rookie-level Bristol.

- 👉 Earned his 1st professional win in his 6th start, 7/21 vs. Johnson City.

PERSONAL

- 👉 Is a 2004 graduate of Parkview High School (GA).
- 👉 Attended Georgia Perimeter College...Went 6-3, 2.51 ERA with 75 K's in 14 games (12 starts) as a freshman.

ANTHONY CARTER'S CAREER RECORD

YEAR	CLUB	W-L	ERA	G	GS	CG	SHO	SV	IP	H	R	ER	HR	HB	BB	SO	WP	BK
2006	Bristol	2-8	7.67	13	13	0	0	0	63.1	88	58	54	7	3	21	35	5	1
2007	Great Falls	5-3	3.93	15	15	0	0	0	71.0	78	34	31	6	3	17	62	4	0
2008	Kannapolis	5-2	2.77	11	11	0	0	0	61.2	47	22	19	5	1	11	66	1	0
	Winston-Sal.	6-5	4.90	17	16	0	0	0	82.2	91	49	45	11	3	30	41	1	0
2009	Winston-Sal.	11-7	4.36	27	27	1	0	0	154.2	149	80	75	21	9	43	119	3	1
2010	Birmingham	1-4	3.92	46	2	0	0	22	57.1	47	25	25	6	1	22	58	1	0
2011	Charlotte	0-2	7.23	35	0	0	0	3	47.1	60	39	38	6	5	26	48	7	0
	Birmingham	1-0	1.26	12	0	0	0	5	14.1	6	3	2	0	0	5	14	0	0
2012	Charlotte	4-6	4.60	39	1	0	0	2	62.2	71	39	32	6	2	22	54	3	0
Minor League Totals		35-37	4.70	215	85	1	0	32	615.0	637	349	321	68	27	197	497	25	2

2005 Signed by the Chicago White Sox as a 26th-round selection in the June draft

2012 Signed by the Boston Red Sox as a minor league free agent on 12/2

FULL NAME: Pedro Ciriaco

BATS: Right **THROWS:** Right **HEIGHT:** 6-0 **WEIGHT:** 180

OPENING DAY AGE: 27 (Turns 28 on September 27)

BORN: September 27, 1985 in San Pedro de Macoris, DR

RESIDES: San Pedro de Macoris, DR

MAJOR LEAGUE SERVICE: 1 year, 36 days

ACQUIRED: Signed as a minor league free agent on Dec. 15, 2011

SIGNED BY: Junior Noboa (Diamondbacks)

CONTRACT STATUS: Signed through 2013



CAREER HIGHLIGHTS

✦ Named Red Sox Unsung Hero in 2012 by the Boston Chapter of the BBWAA, his 1st season with the organization...Previously saw major league action with the Pirates from 2010-11.

✦ Has big league experience at 3rd base (37 G/35 GS), shortstop (20 G/15 GS), 2nd base (16 G/11 GS), left field (4 G/1 GS), center field (3 G/1 GS), and right field (2 G).

✦ In 2012, became the 1st MLB player ever to tally at least 3 hits in 3 of his 1st 4 games for the Red Sox (7/7-16), as well as the 1st ever player to tally 3+ hits in 4 of his 1st 7 games for the club (7/7-16).

✦ Had a .418 AVG (23-for-55) in his 1st 35 career major league games from 9/8/10-7/13/12 between the Pirates and Red Sox...Marked the 2nd-best ever AVG in a player's 1st 35 big league contests (min. 50 AB) behind only John Kroner, who hit .422 (43-for-102) for the Red Sox from 1935-36 (Elias).

✦ Following the 2011 season, rated by *Baseball America* as being the best defensive infielder in the Pirates farm system...Was previously identified by the publication as having the best infield arm in the Diamondbacks system 4 times (following 2006-09 seasons) and as that system's top defensive shortstop in 2008.

2012: Named Red Sox Unsung Hero by the Boston Chapter of the BBWAA in his 1st season in the organization...Played in a career-high 76 ML games after a 7/6 call-up.

✦ Appeared at 3rd base (35 G/GS), 2nd base (16 G/11 GS), shortstop (12 G/11 GS), LF (2 G/1 GS), CF (3 G/1 GS), and RF (2 G) ...Also made 9 starts at DH and was the only major leaguer in 2012 to make starts at 2nd, 3rd, short, left, center, right, and DH.

✦ Was 4-for-5 (.800) with 7 RBI with the bases loaded and hit .306 with 16 RBI with RISP (15-for-49)...5 of his 19 RBI were game-winners, including 3 game-winning RBI in the 9th inning or later...Collected 7 go-ahead RBI, including 5 in the 7th inning or later...Hit at a .419 clip (18-for-43) in close and late situations.

✦ Stole 16 bases, tied for 7th most in the AL from the time he made his debut on 7/7 through the end of the season...Was successful in his 1st 15 stolen base attempts, the 2nd-most steals without being caught to being a player's 1st season with the Red Sox in the live-ball era (since 1920), trailing only Julio Lugo in 2007 (1st 20 SBA).

✦ Set a career high with 4 hits on 3 occasions (7/7 vs. NYY-G2, 8/18 at NYY and 8/23 vs. LAA)...Tied for the 9th-most games with at least 4 hits in the AL.

✦ Totaled a .415 clip (22-for-53) with 7 RBI in 14 tilts against the Yankees, his 1st career games vs. New York...Marked the 4th-best AVG vs. the Yanks among qualifying batters in 2012...Was 15-for-29 (.517) over his 1st 7 games vs. NYY from 7/7-8/18...According to Elias, only 2 other players during the expansion era (since 1961) previously recorded 15+ hits in their 1st 30 AB vs. NYY: Glenn Hubbard (15, 1988) and Howard Kendrick (15, 2006-07).

✦ Was the 1st Red Sox with a pair of 4-hit games vs. NYY in a season since Wade Boggs in 1989 (3)...Was the 1st major leaguer to do it against the Yankees since Chone Figgins in 2008 (2) and the 1st to do that while batting 8th or 9th in the lineup (9th on 7/7 and 8th on 8/18) since BOS's Doug Griffin did it twice from the 8 spot in 1973...Also collected a career-high 4 RBI in GM 2 on 7/7 vs. NYY and scored a career-high 4 runs on 8/23 vs. LAA.

✦ Tallied at least 3 hits and 1 stolen base in 4 different games against NYY, the 1st major leaguer to accomplish that feat vs. the Yanks in a single season since CWS's Carl Reynolds in 1930 (5 times)...Was the 1st Red Sox to reach those totals in 4 games against any single club in a season during the live-ball era (since 1920).

✦ With a 9th-inning triple on 7/28 and a 10th-inning single on 7/29, became the 1st player with go-ahead RBI in the 9th inning or later in 2 straight tilts vs. NYY since CAL's Wally Joyner in 1989.

✦ Notched at least 3 hits 8 times...Was the 1st ever Red Sox with 3 or more hits in 4 of his 1st 7 games for the team (7/7-16), over which he went 13-for-28 (.464)...Was also the 1st ever Red Sox with at least 3 hits in 3 of his 1st 4 games for the club, going 10-for-16 (.625) from 7/7-13 (Elias)...Stole a base in each of those 3 games from 7/7 (G2)-7/13, becoming the 1st Red Sox ever with 3+ hits and a SB in 3 straight games, 1st major leaguer overall to do it since KC's Johnny Damon in 2000.

- ⚡ Batted .348 (24-for-69) in July, the 6th-best mark among AL batters with at least 50 PA in the month.
- ⚡ On 7/19 vs. CWS, tripled in 1st career start as DH, batting 9th, the 1st hit by a Sox DH batting 9th since Creighton Gubanich tripled on 6/28/99 vs. CWS.
- ⚡ Notched career-high 6-game hit streaks from 7/25-8/1 (.391, 9-for-23) and 8/21-26 (.464, 13-for-28).
- ⚡ Knocked his 1st career homer on 8/4 vs. MIN, a pinch-hit shot to begin the bottom of the 8th inning that snapped a 2-2 tie...Became the 1st Red Sox ever to hit a go-ahead or game-tying pinch-hit homer for his 1st career long ball...Was the 8th player to hit his 1st big league homer as a pinch-hitter for the Sox, 1st since Yamaico Navarro on 7/21/11 at HOU, and 4th to do it at Fenway Park, 1st since Jerry Moses on 5/25/65 vs. MIN.
- ⚡ At the time of his selection to the major league roster on 7/6, was 10th in the International League in AVG (.301)...Was named an IL All-Star at shortstop but could not participate due to call-up.
- ⚡ With the PawSox, appeared at shortstop (37 G), 2nd base (23), 3rd base (3), and DH (1).
- ⚡ Hit .325 (37-for-114) in 25 tilts for Pawtucket in June, including a 16-game hit streak, 6/2-21 (.333, 25-for-75).
- ⚡ Following the season, appeared in 9 games for Toros del Este in the Dominican Winter League.

2011: Spent majority of season at Pittsburgh's Triple-A Indianapolis affiliate but also had 6 major league stints with the Pirates.

- ⚡ Hit .303 (10-for-33) in 23 games with the Pirates, totaling 7 games (4 starts) at SS, 2 at 3rd base, and 2 in LF...Went 6-for-16 (.375) with 2 RBI in his 4 starts...Hit safely in 5 of 7 ML games with at least 2 at-bats.
- ⚡ Went 0-for-6 in 6 games over his 1st 2 stints with the club through May...Recalled for a 3rd stint from 7/2-21 and appeared in 1 game...Played in all 3 Pirates games during 7/29-8/1 recall...Recorded 1st ML stolen base while pinch running on 7/31 at PHI...Had a 3-day ML stint in August...Remained with PIT after a 6th and final recall on 9/4.
- ⚡ Hit .333 (7-for-21) with the Bucs in September...Knocked a 2-run double in the 8th inning on 9/12 vs. STL to put the Pirates ahead, 6-4, in an eventual 6-5 win...Made 1st ML appearance in LF as a defensive replacement on 9/18 at LAD.
- ⚡ With Indianapolis, appeared at SS (46 games), 2nd base (18), 3rd base (1), and LF (6)...Made 1st professional appearance in left field on 7/24 vs. Rochester.
- ⚡ Hit .333 (22-for-66) over his last 17 Triple-A contests from 8/15-9/3.

- ⚡ During the offseason, batted .238 (25-for-105) in 28 games for Toros del Este of the Dominican Winter League.
- ⚡ After the season, rated by *Baseball America* as being the best defensive infielder in the Pirates farm system.

2010: Made his major league debut in September after splitting the minor league season with Arizona's Triple-A Reno club and Pittsburgh's Triple-A Indianapolis squad.

- ⚡ Acquired by PIT with C Chris Snyder and cash from ARI in exchange for RHP D.J. Carrasco, OF Ryan Church and Bobby Crosby on 7/31.
- ⚡ Recalled to the majors on 9/7 following the conclusion of the Triple-A season...Knocked an RBI double as a pinch-hitter in his ML debut on 9/8 vs. ATL...Appeared in 8 games with PIT overall, going 3-for-6 (.500) at the plate with a double and a triple.
- ⚡ Combined to hit .265 (126-for-476) with 24 doubles, 8 triples, 6 home runs, 57 RBI, and 19 stolen bases in 119 minor league games prior to the call-up.
- ⚡ Began season on Reno's disabled list with a sprained left wrist...Homered in season debut on 4/21 at Fresno...Blasted a pair of grand slams prior to the trade, 6/12 vs. Salt Lake and 7/15 vs. Tacoma.
- ⚡ Played for the World Team in the All-Star Futures Game on 7/11 in Anaheim...Went 0-for-1 as a defensive replacement at 2nd base.
- ⚡ After the season, hit .247 (21-for-85) in 27 games with Toros del Este in the Dominican Winter League.

2009: Earned Southern League mid- and post-season All-Star honors while spending entire season with Double-A Mobile in the Diamondbacks system.

- ⚡ Finished 2nd in the league with 38 stolen bases and 4th with 139 hits...Topped team qualifiers with a .296 AVG (469 AB)...Led Arizona minor leaguers in swipes for the 2nd straight season.
- ⚡ Hit .348 (32-for-92) with runners on base and 2 outs...Batted .361 (74-for-205) with 26 RBI and 21 stolen bases in 52 games during July and August.
- ⚡ Led Southern League shortstops with a .960 fielding percentage (15 E/403 TC)...Following the season, tabbed by *Baseball America* as having the best infield arm in ARI's system...Was also named as having the best infield arm and being the best defensive shortstop in the SL.
- ⚡ After the minor league season, hit .258 (17-for-66) in 15 games while playing with Scottsdale in the Arizona Fall League...Also hit .320 (16-for-50) in 14 games with the Toros del Este of the Dominican Winter League.

2008: Named the shortstop on the California League's mid- and post-season All-Star Teams while spending a 2nd season with High-A Visalia.

- 👉 Set career highs and ranked among Carolina League leaders in hits (3rd, 161), stolen bases (3rd, 40), and AVG (7th, .310)...Tied for the CL lead in sac flies (11).
- 👉 Led all Diamondbacks minor leaguers in stolen bases.
- 👉 Hit safely in a season-high 12 straight games twice (4/18-30 and 7/19-8/10)...Recorded a career-high-tying 5 hits on 4/30 vs. Stockton.
- 👉 Ranked 4th among CL leaders with a .367 AVG (36-for-98) during the month of June.
- 👉 Following the season, was rated by *Baseball America* as having the best infield arm and as the best defensive shortstop in the Diamondbacks system.

2007: Spent entire season with High-A Visalia as the club's 2nd-youngest position player.

- 👉 Led club in stolen bases (20), ranked 2nd in games (119) and at-bats (463), and was 3rd in runs (61) and hits (116)...Tied for the team lead with 5 sacrifice hits.
- 👉 Hit .344 (33-for-96) in July, including .476 (20-for-42) during a season-high, 11-game hit streak from 7/14-25.
- 👉 Following the season, ranked as having the best infield arm in Arizona's system by *Baseball America*.

2006: Earned Midwest League mid-season All-Star honors while spending entire season with Single-A South Bend.

- 👉 Topped the circuit with 550 at-bats and 128 games at SS...Was 4th in the Midwest League in hits (145)...Also led the team with 19 stolen bases.
- 👉 Ranked 4th in the league with a .347 AVG (33-for-95) in April...Recorded a career-high-tying 5 hits on 5/21 at West Michigan.
- 👉 Went 3-for-9 (.333) with 2 doubles in a pair of postseason contests.
- 👉 Named as having the best infield arm among ARI prospects by *Baseball America* following the campaign.

2005: Spent entire season with Arizona's Rookie-level Missoula club.

- 👉 Led the Pioneer League with 69 games at shortstop.
- 👉 Tied for the team lead in triples (4) and finished 2nd in games (69) and at-bats (254).
- 👉 Hit safely in 22 of his last 27 games from 8/10-9/8, batting .298 (31-for-104) in that time.

2004: Returned to the Diamondbacks' Dominican Summer League squad.

- 👉 Finished 3rd among DSL hitters with a .349 AVG (.88-for-252).

2003: Began his professional career with ARI's Dominican Summer League affiliate.

- 👉 Played in 57 games, batting .231 (51-for-221) with 14 stolen bases.

PERSONAL

- 👉 Has a son, Reyner.
- 👉 Attended Liceo Sorana Noal High School in his hometown of San Pedro de Macoris, Dominican Republic.

IN THE COMMUNITY

In his 1st season with the Red Sox in 2012, Pedro spoke to inner-city children as part of the Sox Talks program and spent time with children at Camp Harbor View...Participated in player/fan photo session...Attended the Red Sox Holiday Road Trip visiting Burlington, VT; New Haven, CT; Worcester, MA; as well as the Jimmy Fund and Children's Hospital Boston...Also attended the Fenway Park Holiday Fest and Christmas at Fenway.

PEDRO CIRIACO'S CAREER RECORD

YEAR	CLUB	AVG.	G	AB	R	H	2B	3B	HR	RBI	SH	SF	HB	BB	SO	SB	CS	E
2003	DSL D-Backs	.231	57	221	40	51	10	2	0	16	4	4	4	16	34	14	8	-
2004	DSL D-Backs	.349	67	252	45	88	11	4	1	18	2	2	4	19	33	29	17	27
2005	Missoula	.240	69	254	28	61	9	4	2	31	3	2	2	7	50	7	2	34
2006	South Bend	.264	128	550	77	145	15	5	2	32	10	3	5	32	96	19	8	45
2007	Visalia	.251	119	463	61	116	14	5	3	39	5	3	4	20	81	20	11	32
2008	Visalia	.310	124	520	85	161	26	5	5	61	7	11	6	18	89	40	9	23
2009	Mobile	.296	121	469	56	139	15	3	4	54	5	5	2	16	71	38	10	16
2010	Reno	.259	87	355	44	92	15	7	6	51	6	4	1	10	53	14	3	17
	PITTSBURGH	.500	8	6	3	3	1	1	0	1	0	0	0	0	3	0	0	0
	Indianapolis	.281	32	121	19	34	9	1	0	6	1	2	0	2	21	5	1	10
2011	Indianapolis	.231	71	277	31	64	7	3	2	24	5	2	0	5	49	13	7	13
	PITTSBURGH	.303	23	33	4	10	2	1	0	6	0	0	0	1	6	2	1	1
2012	Pawtucket	.301	64	276	41	83	13	2	4	21	3	2	2	6	49	14	8	11
	BOSTON	.293	76	259	33	76	15	2	2	19	5	0	0	8	47	16	3	9
Major League Totals		.299	107	298	40	89	18	4	2	26	5	0	0	9	56	18	4	10
Minor League Totals		.272	815	3285	442	895	123	35	28	319	45	34	22	116	559	170	59	201
Red Sox Totals		.293	76	259	33	76	15	2	2	19	5	0	0	8	47	16	3	10

2003 Signed by the Arizona Diamondbacks as a non-drafted free agent on 2/28

2010 Acquired by the Pittsburgh Pirates with C Chris Snyder and cash in exchange for RHP D.J. Carrasco, OF Ryan Church and INF Bobby Crosby on 7/31

2011 Signed by the Boston Red Sox as a minor league free agent on 12/15

ADDITIONAL BATTING STATISTICS

YEAR	CLUB	OBP	SLG	OPS	TB	GDP
2010	PITTSBURGH	.500	1.000	1.500	6	0
2011	PITTSBURGH	.324	.424	.748	14	1
2012	BOSTON	.315	.390	.705	101	2
Major League Totals		.319	.406	.725	121	3

CAREER FIELDING RECORD

YEAR	CLUB	POS	PCT.	G	GS	PO	A	E	TC	DP
2010	PITTSBURGH	SS	1.000	1	0	1	2	0	3	1
2011	PITTSBURGH	SS	.966	7	4	9	19	1	29	2
		OF	1.000	2	0	1	0	0	1	0
		3B	1.000	2	0	1	2	0	3	1
2012	BOSTON	2B	1.000	16	11	13	29	0	42	1
		3B	.930	35	35	28	79	8	115	9
		SS	.980	12	11	15	35	1	51	9
		OF	1.000	7	2	7	0	0	7	0
Career Totals		2B	1.000	16	11	13	29	0	42	1
		OF	1.000	9	2	8	0	0	8	0
		3B	.932	37	35	29	81	8	118	10
		SS	.976	20	15	25	56	2	83	12

CAREER SINGLE-GAME HIGHS

HITS	4, 3 times, last 8/23/12 vs. LAA
DOUBLES	2, 7/7/12 vs. NYY
HOME RUNS	1, 2 times, last 8/26/12 vs. KC
RBI	4, 7/7/12 vs. NYY
RUNS SCORED	4, 8/23/12 vs. LAA
WALKS	1, 9 times, last 10/2/12 at NYY
STRIKEOUTS	3, 9/3/12 at SEA
STOLEN BASES	1, 18 times, last 10/2/12 at NYY
HITTING STREAK	6, 2 times, last 8/21/12-8/26/12
EJECTIONS	None

HOME RUN NOTES

MULTI-HOME RUN GAMES (0)
LEADOFF HOME RUNS (0)
GRAND SLAMS (0)
PINCH-HIT HOME RUNS (1)
Last: 8/4/12 vs. MIN off Glen Perkins
EXTRA-INNING HOME RUNS (0)
GAME-ENDING HOME RUNS (0)
INSIDE-THE-PARK HOME RUNS (0)

FULL NAME: Rubby Carlos De La Rosa
BATS: Right **THROWS:** Right **HEIGHT:** 6-1 **WEIGHT:** 205
OPENING DAY AGE: 24
BORN: March 4, 1989 in Santo Domingo, DR
RESIDES: Santo Domingo, DR
MAJOR LEAGUE SERVICE: 1 year, 111 days
ACQUIRED: From Los Angeles with 1B/OF Jerry Sands on October 4, 2012 to complete August 25 9-player trade
SIGNED BY: Ezequiel Sepulveda (Dodgers)
CONTRACT STATUS: Signed through 2013



CAREER HIGHLIGHTS

👉 Entering 1st season in the Red Sox organization...Acquired from the Dodgers on 10/4/12 along with 1B/OF Jerry Sands to complete the 8/25/12 trade that sent RHP Josh Beckett, LF Carl Crawford, 1B Adrian Gonzalez, INF Nick Punto, and cash considerations to LAD in exchange for 1B James Loney, INF Ivan De Jesus, and RHP Allen Webster.

👉 Made 1 ML appearance for the Dodgers in 2012 in his return from Tommy John surgery performed on 8/9/11... Called up straight from Double-A to make his major league debut for the Dodgers in 2011...Fanned 60 batters in 60.2 innings with a 3.71 ERA (25 ER) in big league action before requiring surgery.

👉 Selected as Dodgers Minor League Pitcher of the Year in 2010, when he went a combined 7-2 with 6 saves and a 2.37 ERA (29 ER/110.1 IP) in 22 games (13 starts) between Single-A Great Lakes and Double-A Chattanooga.

👉 Participated in the 2013 Red Sox Rookie Development Program.

2012: Made 1 major league appearance for LAD in return from 2011 Tommy John surgery.

👉 Began the year on the 60-day DL recovering from Tommy John surgery and was reinstated on 8/21...Made only ML appearance of the year on 8/22 vs. SF, allowing 2 runs in 0.2 innings of relief.

👉 Combined to go 1-0 with a 2.08 ERA (3 ER/13.0 IP) and 12 strikeouts with just 8 hits allowed over 6 minor league outings (3 starts), including 4 appearances (3 starts) on rehab.

👉 Began a rehab assignment on 7/29 with 2 games (1 start) for High-A Rancho Cucamonga...Rehab was transferred to the Arizona League on 8/13, where he threw 3.0 scoreless innings of 1-hit ball in his only start... Returned to the Quakes to complete rehab assignment with a 8/18 start.

👉 Optioned to Chattanooga for his final 2 outings of the season, both in relief, on 8/27 and 8/31.

2011: Called up from Double-A in May to make his major league debut...Underwent season-ending Tommy John surgery in August.

👉 Made 13 appearances (10 starts) for the Dodgers before the surgery on 8/9...Posted a 3.71 ERA (25 ER/60.2 IP) and held hitters to a .244 AVG (54-for-221) for LAD...Fanned 60 batters over 60.2 IP for 8.9 K's per 9.0 IP.

👉 Selected from Double-A Chattanooga on 5/24...Made his major league debut that night at HOU, fanning 2 in a perfect 8th inning to hold a 1-run lead...Picked up 1st career win on 5/27 vs. FLA in a 2.0-inning relief outing.

👉 Had a 1.80 ERA (1 ER/5.0 IP) and allowed just 3 hits (17 AB, .176 AVG) in 3 relief outings before joining the starting rotation...Won 1st big league start opposite Roy Oswalt on 6/7 at PHI, allowing 1 run on 4 hits in 5.0 IP.

👉 Was 3-5 with a 3.88 ERA (24 ER/55.2 IP) as a starter...Held opponents to 3 runs or less in 8 of his 10 starts.

👉 Compiled a 2.57 ERA (10 ER/35.0 IP) with 33 K's despite a 1-3 record over his final 6 starts...Tied for the 10th-best ERA among NL qualifiers in that stretch...Held the Padres scoreless with just 1 hit allowed and a season-high 8 strikeouts over 6.0 innings on 7/9.

👉 Opened season with 8 starts for Chattanooga...At time of his promotion, ranked 2nd among Southern League leaders in opponent AVG (.199), tied for 3rd in strikeouts (52), and 9th with a 2.93 ERA (13 ER/40.0 IP).

👉 Entered the season rated as the Dodgers' No. 3 prospect by *Baseball America*.

2010: Named the Dodgers' Branch Rickey Minor League Pitcher of the Year pitching with Single-A Great Lakes and Double-A Chattanooga.

👉 Combined to go 7-2 with 6 saves and a 2.37 ERA (29 ER/110.1 IP) in 13 starts and 9 relief outings...Between the 2 clubs, posted a .219 opponent AVG (87-for-397).

👉 Opened the season with Great Lakes and made 9 of his 1st 10 appearances in relief, totaling a 1-0 record with 6 saves and a 3.81 ERA (12 ER/28.1 IP) out of the bullpen.

👉 Went 3-0 with a 1.67 ERA (5 ER/27.0 IP) in 4 starts after the All-Star break to earn a 7/23 promotion to Chattanooga...Led the Southern League with a 1.41 ERA (8 ER/51.0 IP) in 8 starts for the Lookouts after the transfer.

- Did not allow an earned run in his 1st 3 starts with Chattanooga (18.0 IP).
- Won the August Dodger Pride Award for the Lookouts, going 3-0 with a 1.50 ERA (7 ER/42.0 IP) over 6 starts.
- Following the season, was rated by *Baseball America* as the No. 15 prospect in the Midwest League.
- 2009: Pitched for the Rookie-level Arizona League Dodgers.**
- Posted a 3.86 ERA (5 ER/11.2 IP) and limited opposing batters to a .163 clip (7-for-43) in his 3 relief outings.
- 2008: Notched a 1.71 ERA (9 ER/47.1 IP) in a team-high 12 starts for the DSL Dodgers.**
- Ranked 2nd on the club in ERA and finished 3rd with 51 strikeouts.
- Limited opponents to a .197 AVG (34-for-173) and did not surrender a home run.
- 2007: Made pro debut with the DSL Dodgers on 7/4 after signing 2 days prior.**
- Had 7 walks and no strikeouts in 1st 3 outings (2.0 IP) compared to 6 K's and 3 BB in last 3 appearances (4.0 IP).

PERSONAL

- 1st name is pronounced Roo-Bee...Married to Karina...The couple has a son, Ethan Rubby.
- Attended El Bonito High School in Santo Domingo, DR...Did not play organized baseball growing up, but played a Dominican version of cricket called La Plaquita.
- His grandmother worked as a nanny for Red Sox great Pedro Martinez and his brother Ramon, who also pitched for BOS...Credits Pedro with teaching him how to throw a change-up.

IN THE COMMUNITY

Rubby visited the Jimmy Fund and Children's Hospital Boston during the Red Sox Rookie Program in January 2013.

RUBBY DE LA ROSA'S CAREER RECORD

YEAR	CLUB	W-L	ERA	G	GS	CG	SHO	SV	IP	H	R	ER	HR	HB	BB	SO	WP	BK
2007	DSL Dodgers	0-0	13.50	6	1	0	0	0	6.0	11	10	9	0	1	10	6	0	1
2008	DSL Dodgers	1-4	1.71	12	12	0	0	0	47.1	34	18	9	0	7	21	51	0	0
2009	AZL Dodgers	0-1	6.06	5	2	0	0	0	16.1	17	12	11	0	2	11	22	5	1
2010	Great Lakes	4-1	3.19	14	5	0	0	6	59.1	49	23	21	3	5	17	55	7	0
	Chattanooga	3-1	1.41	8	8	0	0	0	51.0	38	12	8	1	1	21	39	2	1
2011	Chattanooga	2-2	2.93	8	8	0	0	0	40.0	30	19	13	1	2	19	52	1	0
	LA DODGERS	4-5	3.71	13	10	0	0	0	60.2	54	26	25	6	0	31	60	3	0
2012	Rancho Cuca	1-0	0.00	3	2	0	0	0	9.0	4	0	0	0	0	3	9	0	0
	LA DODGERS	0-0	27.00	1	0	0	0	0	0.2	0	2	2	0	0	2	0	0	0
	AZL Dodgers	0-0	0.00	1	1	0	0	0	3.0	1	0	0	0	0	0	3	0	0
	Chattanooga	0-0	27.00	2	0	0	0	0	1.0	3	3	3	0	0	1	0	0	0
Major League Totals		4-5	3.96	14	10	0	0	0	61.1	54	28	27	6	0	33	60	3	0
Minor League Totals		11-9	2.86	59	39	0	0	6	233.0	187	97	74	5	18	103	237	15	3

- 2007 Signed by the Los Angeles Dodgers as an international free agent on 7/2
- 2012 Acquired by the Boston Red Sox on 10/4 along with 1B/OF Jerry Sands to complete the 8/25 trade that sent RHP Josh Beckett, OF Carl Crawford, 1B Adrian Gonzalez, and INF Nick Punto to the Dodgers in exchange for 1B James Loney, INF Ivan De Jesus Jr., and RHP Allen Webster

CAREER FIELDING RECORD

YEAR	CLUB	POS	PCT.	G	GS	PO	A	E	TC	DP
2011	LA DODGERS	P	.889	13	10	6	10	2	18	1
2012	LA DODGERS	P	-	1	0	0	0	0	0	0
Career Totals		P	.889	14	10	6	10	2	18	1

CAREER BATTING TOTALS

AVG.	G	AB	R	H	2B	3B	HR	RBI	SH	SF	HB	BB	SO	SB	CS	E
Major League Totals	.214	14	14	1	3	0	0	0	0	1	0	0	1	0	0	2

CAREER SINGLE-GAME HIGHS

INNINGS PITCHED	7.0, 2 times, last 7/4/11 for LAD vs. NYM (start) 2.0, 2 times, last 5/31/11 for LAD vs. COL (relief)
LOW-HIT COMPLETE GAME	None
STRIKEOUTS	8, 7/9/11 for LAD vs. SD
HITS ALLOWED	9, 2 times, last 7/19/11 for LAD at SF
RUNS ALLOWED	5, 2 times, last 6/24/11 for LAD vs. LAA
WALKS ALLOWED	5, 6/7/11 for LAD at PHI
HOME RUNS ALLOWED	2, 2 times, last 7/31/11 for LAD vs. ARI
WINNING STREAK	3, 5/27/11-6/12/11
EJECTIONS	None

FULL NAME: Jose De La Torre
BATS: Right **THROWS:** Right **HEIGHT:** 5-10 **WEIGHT:** 185
OPENING DAY AGE: 27
BORN: October 17, 1985 in San Juan, PR
RESIDES: San Juan, PR
MAJOR LEAGUE SERVICE: None
ACQUIRED: From Cleveland in exchange for INF Brent Lillibridge on July 24, 2012
SIGNED BY: Ray Corbett (Mets)
CONTRACT STATUS: Signed through 2013



NON-ROSTER INVITEE

CAREER HIGHLIGHTS

🔴 2013 will mark his 1st full season in the Red Sox organization...Acquired by BOS from CLE in exchange for Brent Lillibridge on 7/24/12.

🔴 Spent 1st 6 years of his pro career in the Mets organization...Began 2012 in the Indians minor league system.

🔴 Was named to Puerto Rico's provisional roster for the 2013 World Baseball Classic.

🔴 Has averaged 9.30 strikeouts per 9.0 innings for his professional career (351 SO/339.2 IP).

2012: Spent the 1st half of the year in the Indians minor league system before being acquired by the Red Sox in exchange for Brent Lillibridge on 7/24.

🔴 Combined to go 9-1 with a 2.80 ERA (23 ER/74.0 IP) in 46 games (1 start) for Double-A Akron, Triple-A Columbus, and Triple-A Pawtucket...Averaged 9.0 strikeouts per 9.0 innings (74 SO/74.0 IP).

🔴 Of his 46 appearances between all 3 clubs, 34 were scoreless (74%).

🔴 Began the season at Akron and made 2 scoreless appearances (5.0 IP)...Allowed just 1 hit in 3.0 innings of relief to earn the win in his season debut, 4/5 at Binghamton.

🔴 Was transferred to Columbus on 4/10.

🔴 Allowed 4 runs in 3.1 innings between his 1st 2 appearances for Columbus, and followed with 5 scoreless appearances (7.1 IP).

🔴 Was transferred back to Akron on 5/2.

🔴 In a span of 6 consecutive appearances from 5/31-6/16, earned 4 wins and recorded 2 saves...Recorded wins in each of the first 4 games and saves in the last 2 appearances...Had a 1.86 ERA (2 ER/9.2 IP) with 11 strikeouts over that stretch.

🔴 Posted a 1.32 ERA (2 ER/13.2 IP) over his final 9 appearances for Akron.

🔴 Acquired by the Red Sox on 7/24 and was assigned to Pawtucket...Each of his 1st 4 appearances for the PawSox were scoreless (4.1 IP)...Posted a 0.93 ERA (1 ER/9.2 IP) over his 1st 7 games.

🔴 Went 2-2 with a 2.96 ERA (8 ER/24.1 IP) in 19 appearances for Criollos de Caguas in the Puerto Rican Winter League following the season.

🔴 Made 3 appearances for Puerto Rico in the 2012 Caribbean Series in February...Was 1-0 with a 1.80 ERA (1 ER/5.0 IP) in 3 games.

2011: Spent the majority of the season with Triple-A Buffalo in the Mets minor league system where he posted a 0.89 ERA (2 ER/20.1 IP) in 15 games.

🔴 Began the season with Buffalo and posted a 1.42 ERA (2 ER/12.2 IP) over his 1st 10 appearances.

🔴 Had 2 stints on the DL, 5/20-7/14 with a right shoulder strain, and 7/25-8/25 with a right shoulder impingement...While on the DL the 1st time, made 5 rehab appearances for the Rookie-level Gulf Coast League Mets and 2 for Short-A Brooklyn.

🔴 Held opponents to a .194 AVG (14-for-72) with Buffalo, which included a .188 (9-for-48) mark against righties and a .208 (5-for-24) against lefties...With runners in scoring position, held opponents to a .125 AVG (3-for-24).

🔴 Opened winter ball with 11 consecutive scoreless appearances (14.2 IP) and held opponents to a .087 AVG (4-for-46) for Caguas in the Puerto Rican Winter League...Overall went 1-2 with 1 save and a 3.43 ERA (8 ER/21.0 IP) in 17 games.

2010: Combined to go 3-2 with 3 saves and a 2.69 ERA (21 ER/70.1 IP) in 51 games between Double-A Binghamton and Triple-A Buffalo.

🔴 Began season with Binghamton and allowed only 1 run in 15.2 innings over his 1st 9 appearances (0.57 ERA).

- ⚡ Made 8 straight scoreless appearances (14.0 IP) after allowing a run in his season debut, 4/10 vs. Akron.
- ⚡ Was transferred to Buffalo on 5/19.
- ⚡ Allowed runs in 5 of his 1st 9 games for Buffalo (5.02 ERA, 8 ER/14.1 IP)...Ended the year allowing runs in just 5 of his 27 appearances and posted a 2.12 ERA (8 ER/34.0 IP) in those games.
- ⚡ Between both clubs, held opponents to a .206 AVG (52-for-253).
- ⚡ Struck out 80 batters in 70.1 innings between both teams (10.24 SO/9.0 IP).
- ⚡ Pitched for Caguas in the Puerto Rican Winter League after the season.

2009: Went 6-5 with 5 saves and a 2.73 ERA (21 ER/69.1 IP) in 44 games for High-A St Lucie and Double-A Binghamton.

- ⚡ Started the year at St. Lucie...Had a 5.28 ERA (9 ER/15.1 IP) with 11 strikeouts through his 1st 13 games and a 1.14 ERA (3 ER/23.2 IP) with 23 strikeouts over his final 13 appearances.
- ⚡ Pitched more than 1.0 inning in half of his 26 games for St. Lucie...Threw 2.0 or more innings 10 times.
- ⚡ Was transferred to Binghamton on 7/11.
- ⚡ Averaged 10.98 K's per 9.0 IP (37 SO/30.1 IP) for Binghamton...Recorded at least 1 strikeout in 17 of his 18 tilt.
- ⚡ Pitched for Caguas in the Puerto Rican Winter League after the season.

2008: Missed the entire season due to injury.

2007: Spent the entire season with High-A St. Lucie.

- ⚡ Began the year in the starting rotation and went 2-5 with a 5.75 ERA (23 ER/36.0 IP) in 8 starts.
- ⚡ Moved into St. Lucie's bullpen in late June and went 2-2 with 8 saves and 2.84 ERA (8 ER/25.1 IP) in 19 games.
- ⚡ Converted 6 of his 7 save chances and posted a 1.98 ERA (3 ER/13.2 IP) over his final 10 appearances of the season...Earned the win in the lone blown save, 8/9 at Sarasota.
- ⚡ Had a 2.70 ERA (11 ER/36.2 IP) in 16 home games compared to a 7.30 ERA (20 ER/24.2 IP) in 11 road games.

2006: Combined to go 2-3 with 8 saves and a 1.93 ERA in 24 games between Rookie-level Kingsport and Short-A Brooklyn in his 1st professional season.

- ⚡ Did not allow an earned run in any of his 7 appearances for Kingsport.
- ⚡ Pitched more than 1.0 inning in 6 of his 7 games.
- ⚡ Was transferred to Brooklyn on 7/21.
- ⚡ Held opponents to a .189 AVG (18-for-95) with Brooklyn.

PERSONAL

- ⚡ Is a graduate of Dr. Pedro Albizu Campos High School.
- ⚡ Attended Texarkana (TX) College.

JOSE DE LA TORRE'S CAREER RECORD

YEAR	CLUB	W-L	ERA	G	GS	CG	SHO	SV	IP	H	R	ER	HR	HB	BB	SO	WP	BK
2006	Kingsport	0-1	0.00	7	0	0	0	3	12.0	11	5	0	0	1	2	17	1	0
	Brooklyn	2-2	2.84	17	0	0	0	5	25.1	18	9	8	1	1	12	29	1	0
2007	St. Lucie	4-7	4.55	27	8	0	0	8	61.1	76	41	31	5	3	10	50	1	0
2008	Did Not Play Due to Injury																	
2009	Binghamton	3-2	2.67	18	0	0	0	2	30.1	23	14	9	1	1	17	37	1	0
	St. Lucie	3-3	2.77	26	0	0	0	3	39.0	33	16	12	1	3	17	35	4	1
2010	Binghamton	0-0	2.05	15	0	0	0	2	22.0	16	5	5	0	1	12	22	1	1
	Buffalo	3-2	2.98	36	0	0	0	1	48.1	36	21	16	5	4	22	58	2	0
2011	Buffalo	2-2	0.89	16	0	0	0	0	20.1	14	5	2	0	1	12	17	4	0
	Gulf Coast	0-0	2.25	5	5	0	0	0	4.0	4	3	1	0	2	3	6	0	0
	Brooklyn	0-0	0.00	2	0	0	0	0	3.0	2	0	0	0	0	1	6	0	0
2012	Akron	7-1	2.80	27	1	0	0	2	45.0	33	16	14	0	1	19	42	6	1
	Columbus	1-0	3.38	7	0	0	0	0	10.2	9	4	4	0	1	2	16	1	0
	Pawtucket	1-0	2.45	12	0	0	0	2	18.1	15	5	5	2	0	3	16	1	0
Minor League Totals		26-20	2.84	215	14	0	0	28	339.2	290	144	107	15	19	132	351	23	3

- 2006 Signed by the New York Mets as an international free agent on 6/10
- 2006 Re-signed by the New York Mets as a minor league free agent on 9/23
- 2012 Signed by the Cleveland Indians as a minor league free agent on 2/10
- 2012 Acquired by the Boston Red Sox in exchange for INF Brent Lillibridge on 7/24
- 2012 Re-signed by the Boston Red Sox as a minor league free agent on 10/4

FULL NAME: Ryan Scott Dempster

BATS: Right **THROWS:** Right **HEIGHT:** 6-2 **WEIGHT:** 215

OPENING DAY AGE: 35 (Turns 36 on May 3)

BORN: May 3, 1977 in Gibsons, British Columbia

RESIDES: Chicago, IL

MAJOR LEAGUE SERVICE: 14.063

ACQUIRED: Signed as a free agent on December 19, 2012

SIGNED BY: Tim Lincecum (Rangers)

CONTRACT STATUS: Signed through 2014



CAREER HIGHLIGHTS

👉 Signed a 2-year deal with the Red Sox on 12/19/12...Spent the 1st 14 ½ seasons of his career in the NL before joining TEX at the 2012 trade deadline...A 15-year major league veteran, has made 322 starts and 225 relief appearances between the Marlins (1998-2002), Reds (2002-03), Cubs (2004-12), and Rangers (2012).

👉 Has twice been named an All-Star, with the Marlins in 2000 and with the Cubs in 2008.

👉 Served as Opening Day starter on 4 occasions, including last 2 years for the Cubs and in 2001 and 2002 for the Marlins.

👉 Has thrown at least 200 innings while making 30 or more starts 7 times in his career, all since 2000...Only 9 other hurlers have as many 200-inning/30-start campaigns in the last 13 years.

👉 Has made at least 28 starts and has won at least 10 games in each of the last 5 seasons since returning to the starting rotation in 2008...Has posted an ERA of 3.85 or lower 4 times in the last 5 seasons.

👉 Is 65-49 (.570) with a 3.74 ERA (414 ER/997.1 IP) over the last 5 years...Among players with at least 950.0 innings pitched in that span, his ERA ranks 13th...Also places among major league leaders with 160 starts (T-13th) and 911 strikeouts (14th) since 2008.

👉 Has made at least 10 appearances in the NL in each of his 15 ML seasons, the only player to do that in every year since 1998...His 1,848 strikeouts as a National Leaguer rank 2nd among players active through 2012...Also places among actives with 117 wins (5th), 310 starts (4th), and 2,146.2 innings (4th) in the Senior Circuit.

👉 Primarily a starter, also racked up 87 saves over 4 seasons in the bullpen for the Cubs from 2004-07, serving as the club's closer for 3 of those years (2005-07)...Joins Derek Lowe as the only active pitchers with at least 100 career victories and 85 saves.

👉 After 9 seasons with the Cubs, ranks among franchise pitching leaders in appearances (7th, 374) and strikeouts (11th, 1,070).

👉 A native of British Columbia, ranks 2nd all-time among Canadian major leaguers in wins (124), starts (322), innings (2,215.2), and strikeouts (1,918), trailing only Hall of Famer Ferguson Jenkins in all 4 categories (284 W, 594 GS, 4,500.2 IP, 3,192 K).

👉 Is 1 of 3 Canadian-born pitchers in major league history with 3 seasons of 15 or more wins, joining Jenkins (10) and Russ Ford (3).

👉 Received the 2000 James "Tip" O'Neill Award, presented annually by the Canadian Baseball Hall of Fame and Museum to the Canadian baseball player judged to have excelled in individual achievement and team contribution while adhering to the highest ideals of baseball.

👉 Has made 2 career postseason appearances, both with the Cubs, pitching out of the bullpen in the 2007 NLDS and as a starter in the 2008 NLDS.

2012: Combined to go 12-8 with a 3.38 ERA (65 ER/173.0 IP) and 153 strikeouts over 28 starts between the Cubs and Rangers...Went to TEX at the 7/31 trade deadline.

👉 Went 10-0 with a 2.72 ERA (24 ER/79.1 IP) in 13 starts in which he received at least 4 runs of support, with his clubs willing 12 of those starts.

👉 Began the season going 5-5 with a 2.25 ERA (26 ER/104.0 IP) in 16 starts for the Cubs...Was 5-2 with a 1.40 ERA (7 ER/45.0 IP) in his last 7 starts with Chicago from 6/5-7/25 leading up to his trade to Texas in exchange for 3B Christian Villanueva and RHP Kyle Hendricks.

👉 At the time of the trade, ranked 2nd in the NL in ERA and opponent batting AVG (.210), and was 3rd with a 1.04 WHIP (min. 100.0 IP)...Had the 12th-lowest run support in the NL at the time of the trade (3.89 RS/9.0 IP).

👉 Went 7-3 with a 5.09 ERA (39 ER/69.0 IP) in 12 starts for the Rangers, leading the club in wins in that time...Struck out 70 batters in 69.0 innings over 12 starts with TEX to place 6th among AL qualifiers with 9.1 K's per 9.0 innings beginning 8/1.

↳ In joining the Rangers, returned to the club that originally signed him as a 3rd-round selection in the 1995 June draft...Went over 17 years between signing with TEX and making his 1st appearance for the big league club.

↳ Won all 5 starts during a career-best 33.0-inning scoreless streak from 6/5-7/14, the 2nd-longest scoreless streak of the season in the majors (ATL's Kris Medlen, 34.1)...Marked just the 6th streak of 5 or more scoreless outings of at least 5.0 innings since 1916...Opposing hitters were 1-for-28 (.036) with RISP during the streak...Went on the DL for 3 weeks 3 starts into the 5-start streak.

↳ Won 5 straight starts a 2nd time from 8/20-9/12 with TEX after never before accomplishing the feat once...Was the only ML pitcher in 2012 to have 2 streaks of winning at least 5 consecutive starts...Marked the longest such streak by a Rangers pitcher since Kenny Rogers won 8 in a row from 4/27-6/5/05.

↳ Went 1-2 with a 7.71 ERA (16 ER/18.2 IP) his last 4 starts with Texas to raise season ERA from 2.86 to 3.38.

↳ Was on the 15-day DL twice, both with the Cubs, from 4/18-5/3 with a right quadriceps strain and from 6/16-7/8 with a sore right lat muscle.

2011: The Cubs Opening Day starter, went 10-14 with a 4.80 ERA (108 ER), tying for the major league lead with 34 starts and pacing the club with 202.1 innings.

↳ His 34 starts matched his single-season career-high for the 2nd straight year and the 3rd time in his career (also 2001 with FLA).

↳ Led the club with 21 quality starts...Collected 6 straight quality starts from 7/26-8/22, his longest such streak in 10 years since a career-long 7-start streak from 7/3-8/5/01 for the Marlins.

↳ Suffered a career-high 14 losses...Had the lowest run support average on the team among pitchers with at least 75.0 innings (4.00 RS/ 9.0 IP).

↳ Was 9-8 with a 2.96 ERA (52 ER/158.1 IP) in 24 starts when tossing at least 6.0 innings.

↳ Finished April with a 9.58 ERA (33 ER/31.0 IP) and posted a 3.94 ERA (75 ER/171.1 IP) the rest of the way.

↳ From 6/8-7/15, went 3-1 with a 1.99 ERA (10 ER/45.1 IP) in 7 starts...Lost his final 6 decisions starting 8/22 while compiling a 5.44 ERA (29 ER/48.0 IP) in his final 8 starts.

2010: Went 15-12 with a 3.85 ERA (92 ER/215.1 IP) and led the Cubs in victories, starts (34), innings, and strikeouts (208).

↳ The 34 starts tied his career high for the 2nd time (also 2001 with FLA).

↳ Went over the 200-strikeout mark for the 2nd time in his career (also 209 with FLA in 2000)...The 10 seasons between 200-strikeout campaigns are the most by any pitcher in major league history.

↳ Received 2 or fewer runs of support in 14 of his 34 outings, with a 2-10 record in those contests...Was 13-2 with a 3.25 ERA (47 ER/130.0 IP) when receiving more than 2 runs of support.

↳ Went 10-5 with a 3.09 ERA (40 ER/116.2 IP) in 18 road starts...The 10 road wins tied for the NL lead.

↳ Won a career-high 6 consecutive road starts from 8/10-9/28, including 26.2 consecutive scoreless road innings from 8/15-9/28...Did not allow a run in 3 straight starts on the road from 8/25-9/17, each of 7.0 innings.

↳ Tossed 7.0 or more frames on 15 occasions, his most since 2001 with FLA (15)...Went a career-high 6 straight starts of at least 7.0 innings from 4/18-5/15.

↳ Threw his 11th career complete game in a 2-0 loss on 6/22 at SEA.

↳ Recorded his 1,500th career strikeout fanning John Jay in the 6th inning on 7/25 vs. STL.

↳ Earned his 100th career victory with 7.0 shutout frames in a 1-0 win on 9/11 vs. MIL.

2009: Went 11-9 with a 3.65 ERA (81 ER)...Led the Cubs with 200.0 IP, 31 starts, and 172 K's.

↳ In his 2nd season back in the rotation, reached the 200.0-inning mark for the 5th time in his career, 1st since 2002 with FLA and CIN (209.0 IP).

↳ Did not allow an earned run in 28.0 innings at Wrigley Field from 8/29-10/4...Totaled 24.0 scoreless frames over 3 home starts in September.

↳ Received 2 or fewer runs of support in 15 of 31 outings, going 1-8 in those starts despite a 3.00 ERA (33 ER/99.0 IP).

↳ Was on the 15-day DL from 7/7-27 with a right big toe fracture.

↳ Threw 6.0 or more innings in 12 straight starts from 8/2-9/29, his longest such streak since 2001 with FLA (15 from 5/26-8/11)...Went 8.0 innings 9/14 (0 R vs. MIL) and 9/19 (1 R at STL), his 1st time throwing 8.0 or more innings in consecutive games since 7/3-8/01.

↳ Tossed a 5-hit shutout on 9/29 vs. PIT, his 1st complete game since 6/11/08 vs. ATL.

2008: Set a career high with 17 victories and was named to the NL All-Star Team in his return to the starting rotation after 3 seasons as CHC's closer from 2005-07.

↳ Ranked among NL leaders in wins (3rd), opponent AVG (3rd, .227), win percentage (T-3rd, .739), and ERA (4th, 2.96 ERA)...Finished 6th in the NL in Cy Young balloting.

↳ Went 14-3 (.827) at home, the most victories at Wrigley Field for a Cub since Fergie Jenkins won 15 in 1967.

- 👉 Began the season 10-0 at home, the 1st Cub to accomplish the feat since Rick Reuschel in 1977.
 - 👉 Became just the 2nd pitcher since saves began being tracked in 1969 to record 25 or more saves in a season and then win at least 17 the following year...John Hiller had 38 saves in 1973 before going 17-14 in 1974.
 - 👉 Struck out a career-high 12 batters on 5/15 vs. SD, the most by a Cubs pitcher all year.
 - 👉 Went 59.2-consecutive innings without allowing a home run at Wrigley Field from 6/11-9/3.
 - 👉 His 19 sac hits led the majors and set a franchise mark for a pitcher.
 - 👉 Threw his only complete game on 6/11 vs. ATL, his 1st since 9/25/02 for CIN at CHC.
 - 👉 Struck out all 3 batters faced in a scoreless 9th inning at the All-Star Game, on 7/15 at Yankee Stadium... Became just the 2nd pitcher in major league history to strike out the side in the 9th inning or later in an All-Star Game, joining MIL's Gene Conley in 1955 (12th inn.).
- POSTSEASON:** Took the 7-2 loss in NLDS Game 1 vs. LAD, charged with 4 runs in 4.2 innings...Allowed a grand slam to James Loney and issued 7 walks in his only career postseason start.

2007: Went 28-for-31 in save situations for a 90.3% success rate that ranked 3rd in NL and 5th in the majors.

- 👉 Was the 2nd-highest save rate in a single season for any Cub, topped only by his 94.3 rate in 2005 (33 of 35).
- 👉 Also finished T-4th in the NL with 58 games finished.
- 👉 Produced a 3.48 ERA (12 ER/31.0 IP) in 31 save situations compared to a 5.80 mark (23 ER/35.2 IP) in 35 non-save chances.
- 👉 Missed time on 15-day DL with strained right oblique, 6/23-7/19...Made 2 rehab appearances with Triple-A Iowa.
- 👉 Recorded his 1,000th career strikeout on 9/5 vs. LAD, fanning Shea Hillenbrand in the 9th inning.
- 👉 Converted a season-high 13 consecutive save opportunities from 6/11-9/2.

POSTSEASON: Pitched a perfect 8th inning in NLDS Game 2 at ARI, striking out 2 batters in an 8-4 loss...Was his 1st major league postseason appearance.

2006: Led the majors with 64 games finished in his 2nd season as Cubs closer...Notched 24 saves over 74 relief outings.

- 👉 Converted his 1st 7 saves of the season through 5/1...A blown save on 5/13 vs. SD snapped a career-high and club-record 26 consecutive save conversions from 8/2/05-5/1/06.
- 👉 Allowed 2 runs on 4/23 at STL to end a 30.1-inning scoreless streak dating to 8/16/05.
- 👉 Picked up 50th career save on 7/18 vs. HOU...Appeared in his 300th career game on 8/8 at MIL.
- 👉 Gave up 16 ER in 16.2 innings over his last 18 outings beginning 8/19, increasing his ERA from 3.70 to 4.80.

2005: Converted 33 of 35 save opportunities in his 1st season as a closer...Led the majors and set a Cubs record with a 94.3 save percentage.

- 👉 Went 4-0 with a 1.85 ERA (12 ER/58.1 IP) and .218 opponent AVG in 57 bullpen outings...Ranked among NL relief leaders in ERA (5th), saves (8th), and games finished (9th, 53).
- 👉 Began the season in the rotation, going 1-3 with a 5.35 ERA (20 ER/33.2 IP) in 6 starts through 5/4.
- 👉 Was the 1st Cub in franchise history with at least 20 saves and 1 start in the same season...Became the 8th Cubs player to record a 30-save season.
- 👉 Converted a season-high 19 straight saves to end the season beginning on 8/2, matching the club's single-season record set by Tom Gordon in 2001 (matched by Carlos Marmol in 2012).
- 👉 Worked a team season-high 21.1 scoreless innings over his final 22 games, the longest single-season scoreless streak by a Cubs reliever since Les Lancaster in 1989 (30.2).
- 👉 Named MLB's Delivery Man of the Month for September, going 13-for-13 in save chances with 19 K's in 15.2 IP.

2004: Signed with the Cubs in January and pitched in 23 late-season games following 2003 Tommy John surgery.

- 👉 Posted a 3.92 ERA (9 ER/20.2 IP) in his 1st season pitching exclusively out of the bullpen.
- 👉 Limited opponents to a .208 AVG (16-for-77)...Allowed just 1 of 11 inherited runners to score.
- 👉 Opened the year on the 60-day DL, continuing rehabilitation from Tommy John surgery performed on 8/4/03.
- 👉 Began a rehab assignment on 5/26 and combined for a 2.97 ERA (13 ER/39.1 IP) over 11 outings (9 starts) on rehab between Single-A Lansing and Triple-A Iowa.
- 👉 Reinstated on 8/1 and made his Cubs debut that day, pitching 0.2 scoreless innings vs. PHI...Was his 1st major league appearance since 7/28/03.
- 👉 Earned his 1st big league save on 9/15 vs. PIT, pitching 2.0 scoreless innings.

2003: Went 3-7 with a 6.54 ERA (84 ER/115.2 IP) through an injury-plagued final season with the Reds...Underwent Tommy John surgery in August.

- 👉 Surgery to remove a bone chip behind his right elbow and repair a complete tear of the ulnar collateral ligament was performed by Dr. Timothy Kremchek on 8/4.
- 👉 Was the victim of 4 blown saves by the Reds bullpen.
- 👉 Went on the 15-day DL on 5/23 with an inflamed nerve in his neck...Reinstated 6/7 following 2 rehab starts at Triple-A Louisville.
- 👉 Missed a scheduled start due to the injury on 5/9, the 1st time he had been scratched during his ML career.
- 👉 Relief appearance on 5/10 vs. MIL snapped a string of 133 consecutive starting assignments beginning 8/1/98.
- 👉 Placed on the 15-day DL on 7/31 (retro to 7/29) with inflammation in his right elbow and missed the duration of the season...Transferred to the 60-day DL on 8/7.
- 👉 Released by CIN on 11/4.

2002: Combined to go 10-13 with a 5.38 ERA (125 ER/209.0 IP) in 33 starts between the Marlins and Reds.

- 👉 Surpassed the 200.0-inning mark for the 3rd straight season...Topped the NL with 125 earned runs allowed.
- 👉 Began the season with Florida, going 5-8 with a 4.79 ERA (64 ER/120.1 IP) in 18 starts.
- 👉 Traded to CIN in exchange for OF Juan Encarnacion, INF/OF Wilton Guerrero, and LHP Ryan Snare on 7/11... Finished the year with 15 starts for the Reds, going 5-5 with a 6.19 ERA (61 ER/88.2 IP).
- 👉 Tied for 5th in the NL with 4 complete games: 4/19 at ATL (L), 5/12 vs. LAD, 6/28 at TB (L), and 9/25 at CHC.
- 👉 His 10 K's on 9/14 vs. CHC were the most by a Reds pitcher all season.

2001: Won 15 games for 1st time in his career, leading the team.

- 👉 Had 10 wins at the All-Star break, becoming the 2nd Marlins pitcher to accomplish the feat.
- 👉 Named NL Pitcher of the Week for 7/2-8 after allowing 1 unearned run and 8 hits over 2 starts.
- 👉 Went 4-1 with a 1.61 ERA (8 ER/44.2 IP) in July...Became 2nd Marlins pitcher to record 4 wins in a single July.
- 👉 His 16 sacrifice hits set a club record for FLA pitchers, including a team-record 3 sacrifices on 7/19 at NYM.

2000: Selected as an NL All-Star in his 1st full big league season.

- 👉 Tallied a 14-10 record with a 3.66 ERA (92 ER/226.1 IP) in 33 starts...Won 9 games before the All-Star break.
- 👉 Ranked 4th in the NL and set a club record with 209 strikeouts...Finished 8th in the NL in innings, tied for 9th in starts, and was 11th in opponent AVG (.241).
- 👉 Tossed the 4th 1-hitter in Marlins history in a 3-0 victory on 5/7 vs. NYM, his 1st career complete game... Allowed only a 6th-inning double to Mike Piazza.
- 👉 Went to the All-Star Game in Atlanta but did not pitch.

- 👉 Received the 2000 James "Tip" O'Neill Award, presented annually by the Canadian Baseball Hall of Fame and Museum to the Canadian baseball player judged to have excelled in individual achievement and team contribution while adhering to the highest ideals of baseball.

1999: Split the year between Triple-A Calgary and FLA.

- 👉 Opened the year with 5 starts for Calgary.
- 👉 Recalled to the Marlins on 5/7 and spent the rest of the year in the big leagues, making 25 starts.
- 👉 Led the Marlins with 126 strikeouts.
- 👉 Threw 7.0 shutout innings in a 2-1 win on 9/7 vs. LAD against fellow Canadian Eric Gagne...It marked the 1st NL game featuring a pair of Canadian-born starting pitchers since 7/28/73 (CHC's Fergie Jenkins and STL's Reggie Cleveland).

1998: Saw 1st big league action, appearing in 14 games for the Marlins, including 11 starts.

- 👉 Jumped to the major leagues from Double-A Portland on 5/20...Began the season with 7 starts for the Sea Dogs, his 1st Double-A experience.
- 👉 Made his major league debut on 5/23 vs. PIT (1.0 IP)...Retired his 1st 3 batters faced, including his 1st career strikeout in the 8th inning (Kevin Polcovich), before being touched for 3 runs in the 9th.
- 👉 Suffered the loss in his 1st big league start on 6/1 at Wrigley Field, allowing 5 runs in 1.1 innings.
- 👉 Earned his 1st major league victory on 6/28 vs. BOS, holding the Red Sox to 1 run in 7.0 frames.
- 👉 Ended his season with 5 Triple-A starts with Charlotte after being optioned on 8/12.

1997: Led High-A Brevard County with 10 wins, 165.1 innings, and 131 strikeouts in 26 starts.

⚡ Was his only double-digit win season in the minor leagues.

⚡ Topped the Florida State League with 90 earned runs allowed.

1996: Notched a 3.22 ERA (61 ER/170.2 IP) in Single-A between the Rangers and Marlins organizations.

⚡ Spent most of the year with Texas' Charleston affiliate.

⚡ Traded to the Marlins with a player to be named later (RHP Rick Helling) for RHP John Burkett on 8/8.

⚡ Finished the year with a 2.73 ERA (8 ER/26.1 IP) in 4 starts with Kane County.

1995: Went 4-1 with a 2.48 ERA (11 ER/40.0 IP) between the Gulf Coast League Rangers and Short-A Hudson Valley during his 1st professional season.

PERSONAL

⚡ Has 3 children: Brady, Riley, and Finley.

⚡ Graduated from Elphinstone Secondary School in Gibsons, British Columbia, in 1995, where he played baseball, basketball, and soccer.

⚡ Was named one of the 99 "Good Guys" in professional sports by *The Sporting News* in 2001.

IN THE COMMUNITY

In 2009, Ryan created the Dempster Family Foundation, which is dedicated to raising awareness of DiGeorge Syndrome, a birth defect due to the deletion of part of chromosome 22...The foundation reaches out to children that have this syndrome, and to the charities that support them, and provides financial assistance to charities that aid and comfort critically ill children...Through the foundation, he has also supported youth baseball programs, military families, and animal shelters in the Chicagoland area...In 2006, 2008, and 2011, he was the Cubs nominee for the Roberto Clemente award, which honors a player who combines outstanding skills on the field with devoted work in the community...Over his last 7 seasons with the Cubs, donated tickets to social service agencies that assist low-income children through his "Dempster's Dugout" ticket program...His charitable endeavors in 2003 included assisting the Juvenile Diabetes Research Foundation and the Garth Brooks Teammates for Kids Foundation...Following the 2001 season, was presented with the All Heart Award by the Florida chapter of the Baseball Writers' Association of America for his community work...In 2000, hosted children from the S.O.S. Children's Village at each of his home starts and donated \$10 for every strikeout to the KIDS THAT CARE Pediatric and Cancer Fund, created to help build a pediatric bone marrow transplant unit in Miami.

RYAN DEMPSTER'S CAREER RECORD

YEAR	CLUB	W-L	ERA	G	GS	CG	SHO	SV	IP	H	R	ER	HR	HB	BB	SO	WP	BK
1995	Hudson Valley	1-0	3.18	1	1	0	0	0	5.2	7	2	2	0	0	1	6	0	0
	GCL Rangers	3-1	2.36	8	6	1	0	0	34.1	34	21	9	1	2	17	37	2	1
1996	Charleston	7-11	3.30	23	23	2	0	0	144.1	120	71	53	13	6	58	141	17	5
	Kane County	2-1	2.73	4	4	1	1	0	26.1	18	10	8	0	1	18	16	2	0
1997	Brev. County	10-9	4.90	28	26	2	1	0	165.1	190	100	90	19	13	46	131	8	1
1998	Portland	4-3	3.22	7	7	0	0	0	44.2	34	20	16	8	3	15	33	1	0
	Charlotte	3-1	3.27	5	5	1	0	0	33.0	33	14	12	4	1	12	24	2	0
1999	FLORIDA	1-5	7.08	14	11	0	0	0	54.2	72	47	43	6	9	38	35	5	0
	Calgary	1-1	4.99	5	5	0	0	0	30.2	30	17	17	6	0	10	29	4	0
2000	FLORIDA	7-8	4.71	25	25	0	0	0	147.0	146	77	77	21	6	93	126	8	0
	FLORIDA	14-10	3.66	33	33	2	1	0	226.1	210	102	92	30	5	97	209	4	0
2001	FLORIDA	15-12	4.94	34	34	2	1	0	211.1	218	123	116	21	10	112	171	5	0
2002	FLORIDA	5-8	4.79	18	18	3	0	0	120.1	126	66	64	12	7	55	87	0	0
	CINCINNATI	5-5	6.19	15	15	1	0	0	88.2	102	61	61	16	3	38	66	2	0
2003	Louisville	1-1	3.29	2	2	1	0	0	13.2	13	5	5	1	0	3	9	1	0
	CINCINNATI	3-7	6.54	22	20	0	0	0	115.2	134	89	84	14	5	70	84	3	0
2004	Lansing	0-0	1.96	5	5	0	0	0	18.1	20	5	4	0	1	2	21	1	0
	CHI CUBS	1-1	3.92	23	0	0	0	2	20.2	16	9	9	1	2	13	18	1	0
2005	Iowa	1-1	3.86	6	4	0	0	0	21.0	19	9	9	1	2	10	20	2	0
	CHI CUBS	5-3	3.13	63	6	0	0	33	92.0	83	35	32	4	4	49	89	4	0
2006	CHI CUBS	1-9	4.80	74	0	0	0	0	75.0	77	47	40	5	3	36	67	6	0
2007	Iowa	0-0	0.00	2	1	0	0	0	2.0	1	0	0	0	0	1	4	0	0
	CHI CUBS	2-7	4.73	66	0	0	0	28	66.2	59	36	35	8	1	30	55	2	1
2008	CHI CUBS	17-6	2.96	33	33	1	0	0	206.2	174	75	68	14	7	76	187	5	0
2009	CHI CUBS	11-9	3.65	31	31	1	1	0	200.0	196	94	81	22	6	65	172	11	0
2010	CHI CUBS	15-12	3.85	34	34	1	0	0	215.1	198	110	92	25	10	86	208	6	0
2011	CHI CUBS	10-14	4.80	34	34	0	0	0	202.1	211	111	108	23	5	82	191	7	0
2012	CHI CUBS	5-5	2.25	16	16	0	0	0	104.0	81	28	26	9	1	27	83	0	1
	TEXAS	7-3	5.09	12	12	0	0	0	69.0	74	43	39	10	1	25	70	2	0
Maj. League Totals 124-124		4.33	547	322	11	3	87	2215.2	2177	1153	1067	241	85	992	1918	71	2	
Min. League Totals 33-29		3.75	96	89	8	2	0	539.1	519	274	225	53	29	193	471	40	7	

RYAN DEMPSTER, CONTINUED

1995 Signed by the Texas Rangers as a third-round selection in the June draft
 1996 Acquired by the Florida Marlins with a player to be named later (RHP Rick Helling) in exchange for RHP John Burkett on 8/8
 2002 Acquired by the Cincinnati Reds in exchange for OF Juan Encarnacion, INF Wilton Guerrero, and LHP Ryan Snare on 7/11
 2003 Released by the Cincinnati Reds on 11/4
 2004 Signed by the Chicago Cubs as a free agent on 1/22
 2008 Re-signed by the Chicago Cubs as a free agent on 11/18
 2012 Acquired by the Texas Rangers in exchange for 3B Christian Villanueva and RHP Kyle Hendricks on 7/31
 2012 Signed by the Boston Red Sox as a free agent on 12/19

DIVISION SERIES RECORD

YEAR	CLUB	W-L	ERA	G	GS	CG	SHO	SV	IP	H	R	ER	HR	HB	BB	SO	WP	BK
2007	CHC vs. ARI	0-0	0.00	1	0	0	0	0	1.0	0	0	0	0	0	0	2	0	0
2008	CHC vs. LAD	0-1	7.71	1	1	0	0	0	4.2	4	4	4	1	0	7	2	0	0
Division Series Totals		0-1	6.35	2	1	0	0	0	5.2	4	4	4	1	0	7	4	0	0

ALL-STAR GAME RECORD

YEAR	CLUB	W-L	ERA	G	GS	CG	SHO	SV	IP	H	R	ER	HR	HB	BB	SO	WP	BK
2000	NL at ATL								Selected—Did Not Pitch									
2008	NL at NYY	0-0	0.00	1	0	0	0	0	1.0	0	0	0	0	0	0	3	0	0
All-Star Game Totals		0-0	0.00	1	0	0	0	0	1.0	0	0	0	0	0	0	3	0	0

CAREER FIELDING RECORD

YEAR	CLUB	POS	PCT.	G	GS	PO	A	E	TC	DP
1998	FLORIDA	P	1.000	14	11	2	12	0	14	2
1999	FLORIDA	P	.962	25	25	10	15	1	26	4
2000	FLORIDA	P	.909	33	33	11	29	4	44	2
2001	FLORIDA	P	.945	34	34	16	36	3	55	7
2002	FLORIDA	P	1.000	18	18	13	17	0	30	1
	CINCINNATI	P	1.000	15	15	6	9	0	15	3
2003	CINCINNATI	P	.857	22	20	4	14	3	21	2
2004	CHI CUBS	P	1.000	23	0	4	2	0	6	0
2005	CHI CUBS	P	1.000	63	6	3	17	0	20	1
2006	CHI CUBS	P	.917	74	0	3	8	1	12	0
2007	CHI CUBS	P	1.000	66	0	4	7	0	11	1
2008	CHI CUBS	P	.981	33	33	18	34	1	53	2
2009	CHI CUBS	P	.943	31	31	17	33	3	53	5
2010	CHI CUBS	P	.979	34	34	23	23	1	47	2
2011	CHI CUBS	P	.942	34	34	13	36	3	52	3
2012	CHI CUBS	P	.955	16	16	5	16	1	22	0
	TEXAS	P	1.000	12	12	5	10	0	15	0
Career Totals		P	.958	547	322	157	318	21	496	35

CAREER BATTING TOTALS

	AVG.	G	AB	R	H	2B	3B	HR	RBI	SH	SF	HB	BB	SO	SB	CS	E
Major League Totals	.099	554	588	23	58	9	2	0	17	85	0	0	13	221	0	0	21

CAREER SINGLE-GAME HIGHS

INNINGS PITCHED	9.0, 9 times, last 9/29/09 for CHC vs. PIT (start) 4.0, 7/27/98 for FLA at HOU (relief)
LOW-HIT COMPLETE GAME	1, 5/7/00 for FLA vs. NYM
STRIKEOUTS	12, 5/15/08 for CHC vs. SD
HITS ALLOWED	11, 5 times, last 5/22/03 for CIN vs. ATL
RUNS ALLOWED	10, 2 times, last 8/4/02 for CIN at SD
WALKS ALLOWED	7, 2 times, last 8/20/99 for FLA vs. HOU
HOME RUNS ALLOWED	3, 11 times, last 5/30/12 for CHC vs. SD
WINNING STREAK	5, 2 times, last 8/20/12-9/12/12
EJECTIONS (1)	6/18/02 for FLA vs. CLE (HP, J. Layne)

DEMPSTER

FULL NAME: Jonathan Diaz**BATS:** Right **THROWS:** Right **HEIGHT:** 5-9 **WEIGHT:** 165**OPENING DAY AGE:** 27 (Turns 28 on April 10)**BORN:** April 10, 1985 in Miami Beach, FL**RESIDES:** Port Charlotte, FL**MAJOR LEAGUE SERVICE:** None**ACQUIRED:** Signed as a minor league free agent on Dec. 7, 2012**SIGNED BY:** Marc Tramuta (Blue Jays)**CONTRACT STATUS:** Signed through 2013

NON-ROSTER INVITEE

CAREER HIGHLIGHTS

👉 Enters his 8th professional season and 1st with the Red Sox...Spent the 1st 7 seasons of his professional career in the Blue Jays organization.

👉 Has played the majority of his career as a shortstop but has also appeared at 2nd base and 3rd base.

👉 Posted an OBP of at least .365 in 3 minor league seasons: 2007 (.406), 2008 (.367), and 2011 (.381).

2012: Began the year with Double-A New Hampshire but spent most of the season at Triple-A Las Vegas where he led the Pacific Coast League in sacrifice hits (15).

👉 Transferred to Las Vegas after 39 games on 5/22...Led Las Vegas in walks (62) and was 4th in runs scored (58).

👉 Batted .314 (11-for-35) and scored a total of 10 runs though his 1st 9 games, 5/22-6/1.

👉 Had a season-best 11-game hit streak, 6/14-25...Hit .324 (12-for-37) with 4 RBI over that span.

👉 Between both clubs, scored at least 1 run in 62 of his 134 games (46%).

👉 Hit in 5 different spots of the lineup (1st, 2nd, 3rd, 8th and 9th)...Posted highest AVG batting 9th (.284, 38-for-134).

👉 Appeared primarily at 2nd base, but also played shortstop for both clubs.

2011: Combined to hit .267 (78-for-292) with a .381 OBP in 92 games between High-A Dunedin, Double-A New Hampshire, and Triple-A Las Vegas.

👉 Appeared at 2nd and 3rd base, and shortstop and committed only 6 defensive errors between all 3 clubs.

👉 Began the season with New Hampshire but was transferred to Las Vegas on 4/23.

👉 On the DL from 5/15-7/1 (car accident)...Appeared with Dunedin, 7/1-7/4, before returning to Las Vegas.

👉 Combined to hit .306 (26-for-85) against LHP between all 3 clubs, including .529 (10-for-19) at Las Vegas.

👉 Hit safely in 10 of his final 14 games of the season...Batted .295 (13-for-44) over that span.

2010: Appeared in a career-high 127 games while shuttling between Double-A New Hampshire and Triple-A Las Vegas all season.

👉 Between both levels, played 79 games at shortstop, 45 games at 2nd base, and 1 at third base...Appeared solely at shortstop for Las Vegas (28 games).

👉 Combined to hit .302 (29-for-96) against LHPs and .219 (68-for-310) against RHPs.

👉 Had 6, 3+ hit games for New Hampshire...Finished 4-for-5 with 4 doubles on 5/26 at New Britain.

👉 Also had a 4-hit game for Las Vegas on 9/2 at Sacramento.

👉 Homered in back-to-back games, 9/2-9/3.

👉 Played for Gigantes del Cibao in the Dominican Winter League following the season.

2009: Reached the Triple-A level for the 1st time in his career at Las Vegas.

👉 Moved between Double-A New Hampshire and Las Vegas all season.

👉 Committed just 6 errors over 94 games between both clubs...Appeared at 2nd base, SS, 3rd base, and LF.

👉 Hit .400 (12-for-30) with 5 RBI over a 12-game stretch for New Hampshire, 5/2-7/18.

2008: Split the season between High-A Dunedin and New Hampshire.

👉 Combined to hit .340 (17-for-50) against LHP's between both teams...Hit .113 (13-for-115) against RHP's.

2007: Led all Midwest League players in walks (82) and OBP (.406) at Single-A Lansing.

👉 Finished 2nd on the team in games (120) and 4th in runs scored (65).

👉 Batted .336 (38-for-113) against LHP and .205 (50-for-244) against RHP.

- Had at least one RBI in 6 straight games, 6/17-26 (9 RBI total).
- Hit .275 (52-for-189) after the All-Star break and .214 (36-for-168) prior.
- 2006: Began pro career with Short-A Auburn where he appeared in 73 games, all at SS.**
- Hit his 1st professional home run, a 3-run, game-tying shot, 8/2 vs. State College.

PERSONAL

- Married to Kerry...The couple has 3 daughters, Maddy, Lilly, and Britney.
- Is a 2003 graduate of Coral Gables (FL) High School.
- Earned honorable-mention All-Dade County by *The Miami Herald* after hitting .323 with 6 doubles and 1 home run as a senior in 2003.
- Attended North Carolina State University where he played baseball and majored in computer engineering.
- Led all Atlantic Coast Conference shortstops in fielding percentage as a sophomore in 2005.

JONATHAN DIAZ'S CAREER RECORD

YEAR	CLUB	AVG.	G	AB	R	H	2B	3B	HR	RBI	SH	SF	HB	BB	SO	SB	CS	E
2006	Auburn	.200	73	220	34	44	7	0	1	26	10	2	12	30	55	5	5	18
2007	Lansing	.246	120	357	65	88	19	6	1	51	17	2	15	82	55	8	2	28
2008	Dunedin	.171	44	105	9	18	2	0	1	12	2	2	7	25	23	1	6	3
	New Hamp.	.200	24	60	11	12	1	1	0	4	2	1	0	18	15	0	0	5
2009	Las Vegas	.150	29	80	15	12	0	0	0	4	7	0	3	14	13	0	0	1
	New Hamp.	.213	65	183	22	39	9	0	1	14	3	0	3	34	32	3	4	5
2010	New Hamp.	.231	99	312	48	72	20	1	0	33	8	3	9	53	48	4	2	9
	Las Vegas	.266	28	94	20	25	3	0	2	10	10	1	0	8	18	1	0	3
2011	New Hamp.	.252	70	218	29	55	11	0	1	19	6	1	9	28	48	7	5	4
	Las Vegas	.297	19	64	9	19	3	0	1	10	0	1	0	15	15	2	1	2
	Dunedin	.400	3	10	3	4	1	0	0	1	0	0	0	3	3	0	0	0
2012	New Hamp.	.179	39	145	18	26	2	0	1	9	2	1	2	13	28	6	2	5
	Las Vegas	.240	95	312	58	75	11	2	3	31	15	4	7	62	56	12	4	7
Minor League Totals		.226	708	2160	341	489	89	10	12	224	82	18	67	385	409	49	31	90

- 2006 Signed by the Toronto Blue Jays as a 12th-round selection in the June draft
- 2012 Signed by the Boston Red Sox as a minor league free agent on 12/7

HOW THEY WERE OBTAINED — 2013 RED SOX 40-MAN ROSTER

Amateur Draft Picks (12): Bard (2006-1st round), Britton (2007-23rd round), Buchholz (2005-compensation round), Ellsbury (2005-1st round), Hassan (2009-20th round), Kalish (2006-9th round), Lavarney (2008-6th round), Lester (2002-2nd round), Middlebrooks (2007-5th round), Pedroia (2004-2nd round), Vazquez (2008-9th round), Wilson (2009-2nd round).

By Trade (10): Bailey (From Athletics, Dec. 2011), Breslow (From Diamondbacks, July 2012), De La Rosa (From Dodgers, Oct. 2012), Hanrahan (From Pirates, Dec. 2012), Holt (From Pirates, Dec. 2012), Morales (From Rockies, May 2011), Mortensen (From Rockies, Jan. 2012), Saltalamacchia (From Rangers, July 2010), Webster (From Dodgers, Aug. 2012), Wright (From Indians, July 2012)

Free Agents (15): Aceves (Feb. 2011), Butler (July 2009), Ciriaco (Dec. 2011), Dempster (Dec. 2012), Drew (Dec. 2012), Gomes (Dec. 2012), Gomez (Feb. 2012), Lackey (Dec. 2009), Miller (Dec. 2010), Napoli (Jan. 2013), Nava (Jan. 2008), Ortiz (Jan. 2003), Ross (Nov. 2012), Uehara (Dec. 2012), Victorino (Dec. 2012).

International Free Agent (3): Doubront (July 2004), Iglesias (Sept. 2009), Tazawa (Dec. 2008).

FULL NAME: Felix Antonio Doubront

BATS: Left **THROWS:** Left **HEIGHT:** 6-2 **WEIGHT:** 225

OPENING DAY AGE: 25

BORN: October 23, 1987 in Carabobo, VZ

RESIDES: Carabobo, VZ

MAJOR LEAGUE SERVICE: 1 year, 120 days

ACQUIRED: Signed as an international free agent on July 12, 2004

SIGNED BY: Miguel Garcia (Red Sox)

CONTRACT STATUS: Signed through 2013



CAREER HIGHLIGHTS

Has appeared in the major leagues with BOS in each of the last 3 seasons...Was the club's youngest pitcher to appear in a game in all 3 campaigns.

Has fanned nearly a batter per inning in his ML career (196 K/196.1 IP), including a 9.03 strikeout rate as a starter (177 K/176.1 IP)...Only 2 active left-handers have a better strikeout rate as a starter than Doubront (min. 150.0 IP): LAD's Clayton Kershaw (9.32) and TB's Matt Moore (9.18).

Made ML debut and was named Red Sox Minor League Pitcher of the Year in 2010.

2012: Led the Red Sox with 167 strikeouts and tied for the team lead with 11 wins in his 1st full season in the major leagues.

Averaged 9.34 strikeouts per 9.0 innings (167 K/161.0 IP), 4th best among major leaguers with at least 160.0 innings pitched...Since 1976, the only other AL lefty 24 years old or younger to notch a K-rate as high in a season with at least 160.0 innings was TB's Scott Kazmir in 2007 (10.41)...Was the best-ever strikeout rate by a Red Sox pitcher under 25 years old in a season (min. 140.0 IP)...Was the 3rd-best single-season K-rate by a Red Sox left-hander (min. 160.0 IP) behind Jon Lester's 2009 (9.96) and 2010 (9.74).

His 167 strikeouts were the most by a Red Sox hurler in his age 24 season or younger since Roger Clemens fanned 256 batters in 1987...The last left-handed Red Sox 24 or younger to strike out that many in a season was Babe Ruth in 1916 (170 K).

Led the Red Sox and tied for 9th in the AL with at least 6 strikeouts in 17 starts of his 29 starts...Became the 3rd BOS lefty (4th time) since 1916 to record at least 17 games with 6 or more K's in a season, along with Bruce Hurst (18 in 1987) and Jon Lester (22 in 2009, 21 in 2010).

Was 1st Red Sox to reach double-digits in wins, tallying 10th victory on 7/18...Joined Jon Lester (16-6 in 2008) as the only Sox to collect at least 10 wins in their age 24 or younger season since Roger Clemens went 20-9 in 1987.

Was the youngest player on BOS' Opening Day roster and the youngest pitcher to appear for the club all year.

Received 6.76 runs of support per 9.0 innings (121 RS/161.0 IP), 2nd highest in the majors (min. 150.0 IP).

Posted a 4.37 ERA (38 ER/78.1 IP) in 14 starts on the road...Went 2-0 with a 3.40 ERA (15 ER/39.2 IP) in 7 day games...Went 5-1 in 8 starts against the American League Central.

Led the majors with 4 quality starts against the Yankees...Was the 1st BOS left-hander to pick up 4 quality starts vs. NYY in a season since Bill Lee in 1974 (4), and became the 1st major leaguer to collect a quality start in each of his 1st 4 career starts against NYY, all in a single season, since Joe Sparna in 1965 (1st 5).

Was 4-2 with a 3.71 ERA (14 ER/34.0 IP) in 6 starts in May, his most wins and best ERA in any month of the year...Allowed 1 run or less in 3 of his 5 July starts, tied for the 2nd-most such starts in the AL in the month.

HIGHEST STRIKEOUT RATE BY AN AL LEFT-HANDER 24 YEARS OR YOUNGER (min. 160.0 innings pitched)

K/9.0 IP	PLAYER	YEAR
10.71	Sam McDowell	1965
10.42	Sam McDowell	1966
10.41	Scott Kazmir	2007
9.70	Herb Score	1955
9.49	Herb Score	1956
9.41	Frank Tanana	1975
9.34	Felix Doubront	2012

Held opponents to 5 runs or less in each of his 1st 14 major league starts from 6/18/10-6/2/12, the longest such streak by a Red Sox pitcher since Vaughn Eshelman also had a 14-gamer from 5/2-9/24/95.

On 5/1 vs. OAK (8 K's in 4.0 IP), became 1st Red Sox with 8 strikeouts in an outing of 4.0 innings or less since Tim Wakefield on 6/1/03 at TOR (8 K's in 4.0 IP)...Struck out 6 batters in 3.0 IP on 9/1 at OAK.

Yielded just 1 hit over 6.0 innings on 9/18 at TB, a 2-run single by Ben Zobrist in the 3rd inning...Marked a career-low for hits allowed in a start.

Led the club with 2 double-digit strikeout games, doing so in his last 2 outings of the season, both against the Orioles, on 9/23 vs. BAL (11 K's) and 9/29 at BAL (10 K's)...Was the 1st BOS hurler 24 years old or younger to tally 2 or more double-digit strikeout games in a season since Aaron Sele in 1993 (3).

⚡ Was just the 5th Red Sox since at least 1918 to record double-digit strikeouts in back-to-back games against the same club without any other outings in between, joining Pedro Martinez (3, NYY in 2001), Roger Clemens (OAK in 1986), Bruce Hurst (CWS in 1986), and Dave Morehead (CAL in 1965).

⚡ 11 K's on 9/23 vs. BAL were a career-high...At 24 years and 336 days old, was the youngest BOS left-hander to reach 11 strikeouts in a game since a 22-year-old Ken Brett on 9/19/70 vs. WSH (11 K)...The only other AL lefty that young to fan 11 batters in 2012 was Chris Sale (4 times).

2011: Made 11 big league appearances for BOS, all in relief during April (3) and Sept. (8).

⚡ Started season on BOS' 15-day disabled list due to rehab from left forearm inflammation and was activated on 4/8...Made 3 appearances out of the bullpen, including 2 scoreless, posting a 6.75 ERA (2 ER/2.2 IP) before being optioned to Triple-A Pawtucket on 4/17.

⚡ Recalled on 9/1 and had 8 relief outings with Boston over the final month...Collected 1 save while pitching to a 5.87 ERA (5 ER/7.2 IP)...Did not allow a run in 5 of 8 games in that time.

⚡ Recorded 3rd career save with a perfect 14th inning in Game 2 of a doubleheader on 9/25 at NYY.

⚡ Held RH batters to a .238 clip (5-for-21) and .286 SLG while with BOS...Picked off a pair of base runners.

⚡ Spent most of season with Triple-A Pawtucket, going 2-5 with a 4.22 ERA (33 ER/70.1 IP) and 61 K's in 18 games (16 GS)...Was the team's youngest regular pitcher and 2nd youngest overall after Dennis Neuman (5 G).

⚡ Limited Triple-A opponents to a .241 AVG (65-for-270), including a .212 mark (40-for-189) against right-handed batters.

⚡ Went 1-0 in 3.1 scoreless IP over his last 2 appearances with Pawtucket from 8/25-29, his only relief outings in the minors in 2011.

⚡ Earned the win in his only start at Double-A Portland on 7/11 at New Hampshire and tallied a season-high 9 strikeouts in 5.0 IP...Also made a rehab start for Short-A Lowell on 8/6, tossing 2.0 perfect frames with 4 K's.

⚡ Following the season, ranked as the No. 2 left-handed pitcher in Boston's farm system by *Baseball America*.

2010: Named Red Sox Minor League Pitcher of the Year and also appeared in 12 games (3 starts) over 3 stints with BOS, his 1st ML action.

⚡ With the Sox, was 1-2 with a 4.11 ERA (7 ER/15.1 IP) in 3 starts and 1-0 with a 4.66 ERA (5 ER/9.2 IP) in 9 relief outings...Recorded at least 1 strikeout in each of his 12 ML games.

⚡ Recalled by the Red Sox on 6/18 and made his big league debut that night with a start vs. the Dodgers...Earned the win in the Sox 10-6 victory, yielding 5 runs (3 ER) over 5.0 IP...Became the 1st Sox pitcher to win his major league debut since Michael Bowden on 8/30/08 vs. CWS and 1st left-hander to accomplish the feat since Vaughn Eshelman on 5/2/95 at Yankee Stadium...Became the 5th left-hander to win his ML debut as a Red Sox starter at Fenway, joining Babe Ruth (1914), Mickey Harris (1940), Steve Barr (1974), and Kevin Morton (1991)...At 22 years, 238 days old, was the 2nd-youngest lefty since 1952 to start and win his big league debut with Boston, with only Billy Rohr doing it at a younger age (21 years, 287 days) on 4/14/67 at NYY.

⚡ Optioned to Triple-A Pawtucket on 6/19...Made 2 starts in his 2nd stint with the Sox, 7/5-16...Recalled 8/6 and worked remainder of the season out of the bullpen.

⚡ Fanned 2 in a perfect 8th inning in his 1st ML relief appearance on 8/7 at NYY.

⚡ Tossed 5.2 shutout innings over 5 relief appearances from 8/14-28...Allowed just 4 hits and 2 walks while striking out 7 during that time...Recorded the final 2 outs in Texas on 8/14 to collect his 1st major league save...Earned 2nd save with 2.0 scoreless frames on 8/22 vs. TOR, his longest career relief outing.

⚡ Made last appearance of the season in 8/31 loss at BAL, allowing 2 runs on a career-high 2 homers in the 8th...Did not pitch again due to a strained upper left pectoral muscle.

⚡ Combined to go 8-3 with a 2.81 ERA (25 ER/80.0 IP) and 72 strikeouts in 17 games (16 starts) between Double-A Portland and Pawtucket...Held opponents to 2 earned runs or less in 12 of 16 minor league starts and no more than 3 ER in 15 of those outings.

⚡ Was Portland's Opening Day starter and went 4-0 with a 2.51 ERA (12 ER/43.0 IP) in 8 starts before a 5/20 promotion to Triple-A...Was 4-3 with a 3.16 ERA (13 ER/37.0 IP) in 9 games (8 starts) with the PawSox.

⚡ Made 1st pro relief appearance in last outing with Pawtucket on 8/3 vs. Durham, allowing just 1 hit with 2 K's over 2.0 scoreless frames.

⚡ Following the season, ranked by *Baseball America* as the No. 8 prospect in the Red Sox system, No. 4 pitcher and No. 2 left-hander.

2009: Named Sea Dogs Pitcher of the Year in 1st season at Double-A level...Ranked 2nd among Eastern League qualifiers and 7th in Red Sox system with a 3.35 ERA (45 ER/121.0 IP).

⚡ Finished 8th in the Eastern League with a team-high 101 strikeouts and ranked 4th among starters with 7.51 strikeouts per 9.0 innings...Recorded at least 5 strikeouts on 9 occasions.

⚡ Ranked 5th in the league with a .255 opponent AVG (119-for-466)...Held left-handers to a .255 clip (38-for-149) and righties to a .256 AVG (38-for-149)...Yielded a .197 mark (26-for-132) with RISP.

☛ Led the Sea Dogs in innings (121.0) and starts (26).

☛ Tied for 2nd in the EL with 24 strikeouts while posting a 4.34 ERA (9 ER/18.2 IP) in April...Compiled a 3.16 mark (36 ER/102.1 IP) the rest of the way, including a 3.46 ERA (10 ER/26.0 IP) during the month of July (15th in the EL), 2.90 (10 ER/31.0 IP) in August (11th in the EL), and 3.00 (2 ER/6.0 IP) in September.

☛ Allowed more than 3 runs on just 2 occasions all year, both within his 1st 13 games...Held opponents to 2 earned runs or less in 16 of 26 starts, including 4 of his last 5.

☛ Placed on the DL 6/16 (retro to 6/13) with a calf strain...Activated 6/23 and started that night at Connecticut.

☛ Recorded 1st career complete game with a 7.0-inning, shutout victory at New Britain on 7/22...Fanned a career-high 10 batters, the most in a game by a Sea Dogs hurler in 2009.

☛ After the season, ranked by *Baseball America* as the No. 18 prospect in the Red Sox farm system, No. 2 left-handed pitcher in that group.

☛ Posted a 1.74 ERA (2 ER/10.1 IP) in 4 games (3 starts) for Navegantes del Magallanes of the Venezuelan Winter League from 10/11-11/14.

2008: Spent most of the year with Single-A Greenville before a late-season promotion to Single-A Lancaster...Combined to lead all Red Sox minor leaguers with 138 strikeouts... Ranked 3rd in the Red Sox farm system with 13 wins and 129.1 innings.

☛ Overall, went 13-9 with a 3.70 ERA (53 ER/129.1 IP)...Combined to hold leadoff hitters to a .197 clip (25-for-127) while opponents hit just .186 (11-for-59) against him with 2 outs and runners in scoring position.

☛ 1 of 4 members of the Drive selected to the South Atlantic League All-Star Game in Greensboro, NC but did not appear in the exhibition.

☛ Tied for 3rd among South Atlantic League leaders with 12 wins for Greenville and ranked 5th among starters with 9.21 strikeouts per 9.0 innings (118 K's/115.1 IP)...Fanned 7 or more in 7 of his 23 starts with the Drive.

☛ Promoted to Lancaster on 8/18, his 1st experience at the High-A level...Won his debut on 8/22 at Bakersfield, allowing 3 hits and 1 walk while fanning a season-high 9 over 5.0 scoreless frames.

☛ Did not earn a decision in 2 postseason starts for Lancaster despite a 3.60 ERA (4 ER/10.0 IP).

☛ Added to the Red Sox 40-man roster on 11/20.

2007: Split the season between Single-A Greenville and Short-A Lowell.

☛ Tossed 5.0 innings or less in 10 of his 11 starts, including 6 outings of 4.0 frames or fewer.

☛ Was 3-6 with an 8.20 ERA (34 ER/37.1 IP) before landing on the disabled list with an elbow strain on 7/13...Returned 7/21 and made 2 more appearances for the Drive before transferring to Lowell on 7/31.

☛ Struggled in 1st 2 starts with the Spinners, going 0-1 with an 18.00 ERA (10 ER/5.0 IP) before lasting 5.0 frames in each of final 6 starts from 8/10-9/7, posting a 1-2 record and 3.60 ERA (12 ER/30.0 IP) in that time.

2006: Spent 1st professional season in the United States...Combined to post a 2.92 ERA (21 ER/64.2 IP), 6th best among Red Sox minor leaguers, between stops with the Rookie-level Gulf Coast League Red Sox and Short-A Lowell.

☛ Led the Gulf Coast League with 11 starts and tied for 4th with 53.2 innings pitched.

☛ Promoted to Lowell on 8/28 and made 2 starts before returning to pitch in the GCL playoffs, helping the Red Sox to a league championship...Fanned a single-game, postseason-high 9 batters over 7.0 shutout innings against the GCL Dodgers on 8/23.

2005: Named Red Sox Minor League Latin Program Pitcher of the Year after going 7-1 with a 0.97 ERA (7 ER/64.2 IP) in 13 starts for the VSL Red Sox.

☛ Limited foes to a .152 AVG (32-for-210)...Did not allow a homer in 64.2 innings.

☛ Won final 7 decisions beginning 6/20, going 7-0 with a 0.54 ERA (3 ER/50.0 IP) in those 9 starts.

PERSONAL

☛ Married to Kimberly...The couple has 2 sons, Jean Noah and Felix Khristian.

☛ Participated in the Red Sox Rookie Program in 2009 and 2010.

IN THE COMMUNITY

In 2012, Felix attended the Red Sox Foundation's Dancing with the New Stars event and met with Jimmy Fund patients during their trip to Fort Myers...He also participated in the Health and Wellness workshop for children at Fenway Park, visited with fans as part of the Red Sox Destinations program, and attended the Red Sox Foundation's Picnic in the Park... While with the Red Sox in 2011, attended the Welcome Home Party, which benefits the Red Sox Foundation, and took part in the Red Sox on-field photo day...Participated in community outreach in conjunction with the Sox Rookie Program in 2009 and 2010, including visiting the Jimmy Fund and Children's Hospital Boston, and signing at a Red Sox Foundation autograph session in 2010...Also greeted fans at the gates during a home game in September 2010.

FELIX DOUBRONT, CONTINUED

FELIX DOUBRONT'S CAREER RECORD

YEAR	CLUB	W-L	ERA	G	GS	CG	SHO	SV	IP	H	R	ER	HR	HB	BB	SO	WP	BK
2005	VSL Red Sox	7-1	0.97	13	13	0	0	0	64.2	32	11	7	0	6	29	58	1	2
2006	Lowell	2-0	4.91	2	2	0	0	0	11.0	7	6	6	1	1	3	7	0	0
	GCL Red Sox	2-3	2.52	11	11	0	0	0	53.2	41	17	15	6	3	13	36	1	0
2007	Greenville	3-7	8.93	11	11	0	0	0	42.1	63	49	42	8	1	17	22	4	0
	Lowell	1-3	5.66	8	8	0	0	0	35.0	41	24	22	2	2	11	25	2	0
2008	Lancaster	1-1	3.86	3	3	0	0	0	14.0	15	6	6	1	0	4	20	0	0
	Greenville	12-8	3.67	23	23	0	0	0	115.1	115	53	47	9	4	24	118	5	0
2009	Portland	8-6	3.35	26	26	1	1	0	121.0	119	59	45	8	9	52	101	3	1
2010	Portland	4-0	2.51	8	8	0	0	0	43.0	39	13	12	0	2	17	38	1	2
	Pawtucket	4-3	3.16	9	8	0	0	0	37.0	36	13	13	1	4	16	34	2	1
	BOSTON	2-2	4.32	12	3	0	0	2	25.0	27	16	12	3	1	10	23	3	0
2011	Pawtucket	2-5	4.22	18	16	0	0	0	70.1	65	37	33	10	2	26	61	1	0
	BOSTON	0-0	6.10	11	0	0	0	1	10.1	12	7	7	1	0	8	6	0	0
	Portland	1-0	1.80	1	1	0	0	0	5.0	4	1	1	0	0	0	9	0	0
	Lowell	0-0	0.00	1	1	0	0	0	2.0	0	0	0	0	0	0	4	0	0
2012	BOSTON	11-10	4.86	29	29	0	0	0	161.0	162	95	87	24	5	71	167	5	0
Major League Totals		13-12	4.86	52	32	0	0	3	196.1	201	118	106	28	6	89	196	8	0
Minor League Totals		40-36	3.96	121	118	1	1	0	549.2	545	278	242	46	28	183	475	19	4
Red Sox Totals		13-12	4.86	52	32	0	0	3	196.1	201	118	106	28	6	89	196	8	0

2004 Signed by the Boston Red Sox as an international free agent on 7/12

CAREER FIELDING RECORD

YEAR	CLUB	POS	PCT.	G	GS	PO	A	E	TC	DP
2010	BOSTON	P	.500	12	3	2	1	3	6	0
2011	BOSTON	P	1.000	11	0	0	2	0	2	0
2012	BOSTON	P	.960	29	29	7	17	1	25	2
Career Totals		P	.879	52	32	9	20	4	33	2

CAREER BATTING TOTALS

	AVG.	G	AB	R	H	2B	3B	HR	RBI	SH	SF	HB	BB	SO	SB	CS	E
Major League Totals	.000	52	1	0	0	0	0	0	0	1	0	0	0	0	0	0	4

CAREER SINGLE-GAME HIGHS

INNINGS PITCHED	7.0, 3 times, last 9/29/12 at BAL (start) 2.0, 8/22/10 vs. TOR (relief)
LOW-HIT COMPLETE GAME	None
STRIKEOUTS	11, 9/23/12 vs. BAL
HITS ALLOWED	11, 6/25/12 vs. TOR
RUNS ALLOWED	7, 6/25/12 vs. TOR
WALKS ALLOWED	5, 4 times, last 9/18/12 at TB
HOME RUNS ALLOWED	2, 7 times, last 9/29/12 at BAL
WINNING STREAK	3, 5/7/12-5/17/12
EJECTIONS	None



DOUBRONT

FULL NAME: John Terry Doyle**BATS:** Right **THROWS:** Right **HEIGHT:** 6-4 **WEIGHT:** 250**OPENING DAY AGE:** 27**BORN:** November 2, 1985 in Salem, NH**RESIDES:** Warwick, RI**MAJOR LEAGUE SERVICE:** None**ACQUIRED:** Signed as a minor league free agent on Nov. 1, 2012**SIGNED BY:** Chuck Fox (White Sox)**CONTRACT STATUS:** Signed through 2013

NON-ROSTER INVITEE

CAREER HIGHLIGHTS

👉 The native of Salem, NH, will begin his 1st year in the Red Sox organization...Is a graduate of Boston College and pitched for the Yarmouth-Dennis Red Sox the Cape Cod League while in college.

👉 Has seen professional action over 5 seasons (2008-12) between the White Sox and Twins systems...Finished 2012 with the Fukuoka SoftBank Hawks in Japan's Nippon Professional League.

👉 Pitched against the Red Sox as a BC Eagle in a Spring Training exhibition at City of Palms Park on 3/4/05... Allowed 2 hits and struck out 1 batter (Jeff Bailey) in a scoreless inning of relief.

2012: Spent parts of the season in the Twins and White Sox organizations before signing with the Fukuoka SoftBank Hawks in Japan.

👉 Went to Major League Spring Training with MIN after being selected from CWS in the 2011 Rule 5 Draft.

👉 Was returned to the White Sox on 3/21 and was assigned to Triple-A Charlotte on 3/26.

👉 Earned wins in 5 straight starts and posted a 1.72 ERA (7 ER/36.2 IP) in that span, 5/17-6/7.

👉 Released by the White Sox on 6/13 in order to pursue an opportunity in Japan.

👉 Signed with the Fukuoka SoftBank Hawks and went 1-1 with a 3.55 ERA (5 ER/12.2 IP) over 3 games.

2011: Split the season between High-A Winston-Salem and Double-A Birmingham and finished 2nd among all White Sox minor leaguers in ERA (3.07) and 3rd in strikeouts (122).

👉 Threw the 1st of his 3 complete games in his 2nd start of the season, 4/13 at Potomac (G2).

👉 Despite losing his 1st 5 decisions, had a 3.86 ERA (21 ER/49.0 IP) over his first 8 starts and was transferred to Birmingham on 5/20.

👉 Started 1 game at Double-A before being transferred back to Winston-Salem on 5/23.

👉 Posted a 0.75 ERA (2 ER/24.0 IP) over a 3-start span, 5/27-6/7, and was transferred to Birmingham for the remainder of the year on 6/11.

👉 Named Southern League Pitcher of the Week for 6/27 after throwing a 9.0-inning, 3-hit shutout, 6/26 vs. Tennessee.

👉 Had 2 stints on the disabled list due to a lacerated finger, 7/18-29 and 8/9-16.

👉 Won each of final 4 starts and posted a 1.88 ERA (6 ER/28.2 IP) with 33 K's after his return from the DL, 8/16-9/1.

👉 Struck out a season-high 12 batters, 8/26 at Mississippi.

👉 Went 4-0 with a 1.98 ERA (6 ER/27.1 IP) and held opponents to a .135 AVG (12-for-89) in 8 starts for Mesa in the Arizona Fall League after the season...Won AFL Pitcher of the Week honors on 10/24 and named to the AFL Rising Stars and AFL All-Prospect Team.

👉 Selected by the White Sox in the Rule 5 Draft on 12/8.

2010: Combined to post a 2.94 ERA over 27 games/starts between Single-A Kannapolis and High-A Winston-Salem.

👉 Led all White Sox minor league pitchers in innings (168.1) and strikeouts (157)...Finished tied for 2nd in wins (12) and 3rd in ERA.

👉 Began the season with Kannapolis...Recorded double-digits in strikeouts in each of his final 3 starts with Kannapolis, 5/1 vs. Lakewood (11 SO in 8.0 IP), 5/7 at West Virginia (14 SO in 7.0 IP) and 5/13 vs. Delmarva (10 SO in 7.0 IP).

👉 Was transferred to Winston-Salem on 5/17...Named Carolina League Pitcher of the Week, 5/31-6/6, after throwing 8.0 scoreless innings, 6/4 vs. Kinston...Pitched 6.0 or more innings in 15 of his 20 starts.

2009: Averaged 11.77 K's per 9.0 IP over 12 games (10 starts) for Rookie-level Great Falls.

👉 Struck out a season-high 14 batters in 7.0 innings for his 1st win of the season, 7/3 at Missoula...Also had a 12-strikeout game, 8/25 at Missoula (7.0 IP).

👉 Earned wins in each of his final 5 decisions of the season.

👉 Went 4-1 with a 3.27 ERA (19 ER/52.1 IP) in 10 starts...Made 2 scoreless relief appearances (5.0 IP).

2008: Began his professional career with Rookie-level Bristol.

👉 Earned his 1st professional win with 3.0 scoreless innings of relief, 6/30 at Pulaski.

👉 Posted a 0.82 ERA (1 ER/11.0 IP) in 5 road games.

PERSONAL

👉 Is a 2004 graduate of Salem (NH) High School...Led the school to the New Hampshire State Championship as a junior...Named the New Hampshire Interscholastic Athletic Association Class I Player of the Year as a senior...Earned the *Lawrence Eagle Tribune's* Most Valuable Player in his junior and senior seasons...Was First-Team All-State as a junior and Second-Team All-State as a sophomore.

👉 Is a graduate of Boston College where he was a double major in Education and Math...Played 4 seasons for the Eagles (2005-08) and was 18-20 with a 4.16 ERA in 65 games (63 starts)...Was named to the 2008 Brooks Wallace Watch List.

👉 Serves as a substitute math teacher to middle school kids in Warwick, RI in the offseason.

👉 Ranked as the 40th-best prospect by Perfect Game Crosschecker in the Cape Cod League in 2006.

TERRY DOYLE'S CAREER RECORD

YEAR	CLUB	W-L	ERA	G	GS	CG	SHO	SV	IP	H	R	ER	HR	HB	BB	SO	WP	BK
2008	Bristol	1-2	1.88	10	0	0	0	0	24.0	27	11	5	0	0	3	27	7	0
2009	Great Falls	5-1	2.98	12	10	0	0	0	57.1	51	20	19	1	6	15	75	2	0
2010	Kannapolis	4-2	0.96	7	7	0	0	0	47.0	31	5	5	2	0	12	58	2	0
	Winston-Sal.	8-8	3.71	20	20	0	0	0	121.1	115	60	50	13	8	34	99	8	1
2011	Winston-Sal.	1-5	2.84	11	11	1	0	0	73.0	71	27	23	3	2	11	49	2	0
	Birmingham	7-5	3.24	15	15	2	1	0	100.0	91	38	36	8	4	22	73	3	0
2012	Charlotte	6-3	2.83	12	11	1	0	0	76.1	53	25	24	5	4	18	71	4	0
	Softbank	1-1	3.55	3	3	0	0	0	12.2	14	7	5	1	1	9	7	-	-
Japan Totals		1-1	3.55	3	3	0	0	0	12.2	14	7	5	1	1	9	7	-	-
Minor League Totals		32-26	2.92	87	74	4	1	0	499.0	439	186	162	32	24	115	452	28	1

2007 Selected by the Los Angeles Dodgers in the 21st round of the June draft (did not sign)

2008 Signed by the Chicago White Sox as a 37th-round selection in the June draft

2011 Selected by the Minnesota Twins in the Rule 5 Draft on 12/8

2012 Returned to the Chicago White Sox on 3/21...Released on 6/13

2012 Signed by the Boston Red Sox as a minor league free agent on 11/1

FULL NAME: Stephen Oris Drew
BATS: Left **THROWS:** Right **HEIGHT:** 6-0 **WEIGHT:** 190
OPENING DAY AGE: 30
BORN: March 16, 1983 in Hahira, GA
RESIDES: Valdosta, GA
MAJOR LEAGUE SERVICE: 6 years, 79 days
ACQUIRED: Signed as a free agent on December 26, 2012
SIGNED BY: Luke Wrenn (Diamondbacks)
CONTRACT STATUS: Signed through 2013



CAREER HIGHLIGHTS

👉 In 1st year with Red Sox after signing a 1-year contract on 12/26/12.

👉 Is the younger brother of former Red Sox OF and 14-year major league veteran J.D. Drew...Marks the 11th time a set of brothers have both played for the Red Sox...Is wearing same No. as J.D. (7)...Also has an older brother, Tim, who pitched for parts of 5 seasons in the majors...All 3 brothers were 1st-round selections.

👉 A 1st-round selection of the D-backs in the 2004 draft, spent entire professional career with ARI until being traded to OAK on 8/20/12...Has appeared in 812 career big league games total over the last 7 seasons from 2006-12.

👉 All 792 of his career appearances in the field have come at SS and .978 fielding pct. is 7th-best among active SS with at least 650 games played...72 errors are 3rd-fewest among active SS with at least 3,000 total chances.

👉 Owns the D-backs' franchise record for games played at SS (753)...Also still ranks among ARI all-time leaders in triples (1st, 52), doubles (3rd, 176), hits (3rd, 776), games (4th, 773), at-bats (4th, 2,917), extra-base hits (4th, 300), AVG (4th, .266), OBP (4th, .328), OPS (4th, .765), runs (5th, 393), and SLG (5th, .436).

👉 Has hit at a .417 clip (10-for-24) in his career as a pinch-hitter, the 3rd-best mark among all major leaguers with 25 PA in the pinch since 2006.

👉 Finished with the 2nd-most triples in the NL on 3 occasions (2008, 2009, and 2010)...His 41 triples since 2008 rank 6th in the majors...His 52 career triples are an ARI franchise record.

👉 Is 1 of 3 players to have 3 seasons with at least 20 doubles, 10 triples and 10 home runs since 2008, along with current Red Sox Shane Victorino and TOR's Jose Reyes.

👉 Ranks 4th among all ML SS over last 5 seasons (2008-12) with a .441 SLG and 5th with a .770 OPS (min. 1,500 PA).

👉 Named D-backs' 2008 Player of the Year by the Arizona chapter of the BBWAA...That year, became the 3rd SS in major league history to collect at least 40 doubles (44), 10 triples (11), and 20 home runs (21) in a season, joining Nomar Garciaparra (BOS, 1997) and Hall of Famer Robin Yount (MIL, 1980 and 1982).

👉 Became 3rd D-backs player ever to hit for the cycle on 9/1/08 vs. STL...Marked the 1st cycle at Chase Field.

👉 His teams have reached the postseason twice and he started at SS in all 7 of the D-backs playoff games during the 2007 NLDS and NLCS, and all 5 of the A's 2012 ALDS contests.

👉 Has hit safely in all but 2 of 12 career postseason games, batting .320 (16-for-50) with 2 home runs and 5 RBI.

👉 Hit at a .500 clip (7-for-14) with 2 homers and 4 RBI in ARI's 3-game sweep of the Cubs in the 2007 NLDS.

2012: Limited to 79 games after beginning season on the 15-day DL while recovering from right ankle surgery...After spending entire pro career with ARI, traded to OAK at the end of August and helped the A's win the American League West championship.

👉 Went 4-for-6 (.667) with 7 RBI with the bases loaded between the 2 stops.

BROTHERS WHO PLAYED FOR THE RED SOX

BROTHERS	POS.	YEARS
Barrett, Marty	2B	1982-90
Barrett, Tommy	2B	1992
Carlyle, Roy	OF	1925-26
Carlyle, Cleo	OF	1927
Conigliaro, Tony	OF, DH	1964-67, 69-70, 75
Conigliaro, Billy	OF	1969-71
Drew, J.D.	OF	2007-11
Drew, Stephen	SS	2013
Ferrell, Rick	C	1933-37
Ferrell, Wes	RHP	1934-37
Gaston, Alex	C	1926, 1929
Gaston, Milt	RHP	1929-31
Heving, Johnnie	C	1924-25, 1928-30
Heving, Joe	RHP	1938-40
Hughes, Long Tom	RHP	1902-03
Hughes, Ed	RHP	1905-06
Johnson, Roy	OF	1932-35
Johnson, Bob	OF	1944-45
Martinez, Pedro	RHP	1998-04
Martinez, Ramon	RHP	1999-00
Sadowski, Ed	C	1960
Sadowski, Bob	RHP	1966

Enters 1st season with Red Sox in 2013

👉 Posted .383 AVG (18-for-47) in 11 games against AL East opponents, tops among all major Leaguers with at least 50 PA against that division.

👉 Hit .293 (27-for-92) with 7 of his 13 doubles and 3 of 7 home runs when leading off an inning...Batted at a .333 clip (17-for-51) with 4 doubles and 2 homers in those situations with the A's.

👉 Went deep in consecutive games twice, including his 1st 2 homers of the year, 8/5 at PHI and 8/7 at PIT, and 9/15-16 vs. BAL.

👉 Missed ARI's 1st 73 games while recovering from surgery on fractured right ankle (137 games total after sustaining the injury on 7/20/11)...Played 11 rehab games between Double-A Mobile and Triple-A Reno from 6/7-25 before coming off the DL on 6/27.

👉 Started 36 of ARI's 48 tilts at SS before being traded to the A's on 8/20 in exchange for minor league INF Sean Jamieson...After reporting to OAK on 8/21, started 39 of the A's last 41 games at SS en route to the team winning the AL West title...Knocked 5 home runs with OAK, including 4 roundtrippers in 16 tilts at O.co Coliseum.

👉 Went hitless in his 1st 7 AB with A's before singling off Alex Cobb on 8/23 at TB...That snapped a career-high 0-for-22 streak dating back to 8/14.

👉 Tallied a .315 mark (17-for-54) over his final 13 games beginning with a season-best 8-game hitting streak from 9/21-28 (.429, 15-for-35).

👉 Collected a pair of 4-hit games over a 5-game stretch on the A's final road trip...Went 4-for-8 with a double, home run, RBI and career-high tying 3 runs in the A's 14-inning, 10-9 loss at NYY on 9/22...Went 4-for-5 in a 9-3 win at TEX on 9/26...Marked his 11th and 12th career games with at least 4 hits.

POSTSEASON: Started at SS in all 5 of the A's ALDS contests vs. DET...Hit safely in 3 of the 5 games.

2011: Played in 86 games before suffering a season-ending right ankle injury in July.

👉 Drove in game-winning run with a 12th-inning single on 4/17 vs. SF...Hit 1st-career grand slam and drove in a career-high 5 runs on 4/28 vs. CHC...Knocked the slam off current Red Sox teammate Ryan Dempster.

👉 Suffered a fractured right ankle on a slide into home plate on 7/20 vs. MIL...Underwent surgery on the ankle on 7/21, performed by Dr. Peter Mitchell.

2010: Established career highs in OBP (.352), stolen bases (10), and walks (62)...Tied career best with 12 triples, 2nd-most among NL leaders.

👉 Was 1 of 4 Major Leaguers to reach double-digits in doubles, triples, and home runs (33/12/15), joining Carl Crawford (TB), Jose Reyes (NYM), and Shane Victorino (PHI).

👉 Hit 3 leadoff home runs: 8/25 at SD, 9/22 vs. COL, and 9/29 at SF.

👉 Edged by the Rockies' Troy Tulowitzki (.98357) for the NL lead with a club-record .984 (.98352) fielding percentage at SS (10 E in 607 TC).

👉 Hit 1st career inside-the-park home run on Opening Day (4/5) vs. SD...Joined brother, J.D. (1999) as 1st pair of siblings to have hit inside-the-park homers since George (1984) and Juan Bell (1992) (Elias)...The ITPHR marked the 6th in club history (2nd at Chase Field).

👉 Surpassed Tony Womack (487) for most games played by a D-backs SS on 4/6 vs. SD.

👉 Reached base safely in a career-high 22 straight games from 7/23-8/15 (.256, 20-for-78, 14 BB).

👉 Hit the last of 4 consecutive homers in the 4th inning on 8/11 at MIL, tying a major league record (7th time)...A Drew was involved in 3 of the 7 total times (also J.D. on 9/18/06 vs. SD and 4/22/07 vs. NYY).

👉 Recorded 1st career multi-homer game on 8/25 at SD, going 4-for-4 with 2 doubles and 2 homers.

2009: Was 1 of only 2 major leaguers (also PHI's Shane Victorino) to record double-digits in doubles (29), triples (12), and home runs (12).

👉 Set a career-high and tied for 2nd in the majors with 12 triples, trailing only Victorino's 13...Ranked 3rd in the NL with a ratio of 133.3 at-bats per GDP.

👉 On DL from 4/26 (retro to 4/25) to 5/11 with a strained left hamstring.

👉 Tallied a season-high 14-game hit streak from 5/26-6/10 (.344, 21-for-61), his 2nd-longest career streak behind a 17-gamer in 2008.

2008: Named the D-backs' Player of the Year by the Arizona chapter of the BBWAA after becoming the 3rd SS in major league history to collect at least 40 doubles (44), 10 triples (11), and 20 home runs (21) in a season, joining Nomar Garciaparra (Boston, 1997) and Hall of Famer Robin Yount (Milwaukee, 1980 and 1982)...Hit for the cycle in September.

👉 Set career highs in AVG (.291), homers (21), doubles (44), extra-base hits (76), RBI (67), runs (91), games (152), and hits (178)...Ranked among NL leaders in triples (T-2nd), doubles (T-4th), extra-base hits (T-8th), and hits (T-8th).

👉 Was 1 of 3 major leaguers to reach double-digits in doubles (44), triples (11), and home runs (21), joining the Tigers' Curtis Granderson and Mets' Jose Reyes...Became 2nd player in D-backs history to accomplish the feat (also Steve Finley in 1999 and 2003).

⚡ Batted .360 (27-for-75) during a career-high 17-game hitting streak from 7/29-8/15.

⚡ Became 3rd D-backs player to hit for the cycle on 9/1 vs. STL, going 5-for-5 with 2 doubles, a triple and a home run...Established a career high and tied a team record (12th time) with 5 hits...Cycle was the 1st at Chase Field.

2007: Spent 1st full season at the big league level with the D-backs.

⚡ Went 9-for-9 in stolen base attempts, tied with BOS's Jacoby Ellsbury for most SB without being caught.

⚡ Made 1st Opening Day start at SS...Hit 1st career walk-off home run, a 2-run shot off Trevor Hoffman in the 9th of a 3-2 win on 4/25 vs. SD.

POSTSEASON: Started at SS in all 7 of the D-backs' playoff games during the NLDS vs. CHC and NLCS vs. COL...Hit safely in each of the 7 contests, batting .387 (12-for-31) with 6 runs, a double, triple, 2 home runs and 4 RBI...Went 7-for-14 (.500) with all of his extra-base hits and RBI in 3-game NLDS sweep against the Cubs...Had 2 hits in Games 1 and 2 and then went 3-for-5 with a double and a home run in Game 3...Batted .294 (5-for-17) in 4 NLCS games when the Diamondbacks were swept by the Rockies.

2006: Made major league debut in July in just 2nd professional season.

⚡ Led all D-backs hitters with at least 200 PA with a .316 AVG (66-for-209), the 3rd-best clip among all ML rookies with at least 200 PA.

⚡ Appeared in 83 games with Triple-A Tucson before being recalled to ARI on 7/15 for the remainder of the season...Made ML debut that night vs. MIL with a start at SS (0-for-3).

⚡ Collected 1st major league hit on 7/17 vs. LAD (single off Aaron Sele)...Knocked 1st home run on 7/31 at CHC (off Glendon Rusch).

⚡ Rated by *Baseball America* as the Pacific Coast League's Best Defensive SS following the season...Entered the year ranked as the 5th-best prospect in baseball (No. 1 in D-backs' system), according to *Baseball America*.

2005: Combined to hit .320 (80-for-250) with 21 doubles, 14 home runs, and 52 RBI in 65 games with High-A Lancaster and Double-A Tennessee.

⚡ Played in 19 games with Camden of the Independent Atlantic League before signing with D-backs on 5/31.

⚡ Selected as the ARI farm system's Player of the Month for July, batting .393 (46-for-117) with 7 homers and 28 RBI for Lancaster...Homered in 4 consecutive contests (5 total) from 7/5-8.

⚡ Played for the Arizona Fall League-champion Phoenix Desert Dogs, batting .337 (30-for-89) with 6 home runs and 17 RBI in 23 games...Selected as a SS on the AFL All-Star Team...Ranked among AFL leaders in triples (T-1st, 4), SLG (3rd, .738), runs (T-3rd, 25), OBP (4th, .439), and extra-base hits (4th, 17).

PERSONAL

⚡ Married to Laura...The couple has 2 sons, Hank and Nolan.

⚡ Graduated in 2001 from Lowndes County High School in Valdosta, GA.

⚡ Attended Florida State University...Named 2002 ACC Rookie of the Year as well as Freshman of the Year by *Baseball America*...Hit .344 with 17 home runs and 56 RBI as a junior and was tabbed 3rd team All-American by *Collegiate Baseball* and selected to the 2004 All-ACC and All-ACC Tournament Teams.

IN THE COMMUNITY

Stephen made community appearances during his time with the Diamondbacks including visits with children at St. Joseph's Hospital & Medical Center in Phoenix.

STEPHEN DREW'S CAREER RECORD

YEAR	CLUB	AVG.	G	AB	R	H	2B	3B	HR	RBI	SH	SF	HB	BB	SO	SB	CS	E
2005	Camden (Ind.)	.427	19	82	17	35	8	3	4	18	1	0	1	8	18	0	0	-
2005	Lancaster	.389	38	149	33	58	16	3	10	39	0	0	2	26	25	1	1	8
	Tennessee	.218	27	101	11	22	5	0	4	13	0	0	0	12	24	2	3	8
2006	Tucson	.284	83	342	55	97	16	3	13	51	1	7	0	33	50	3	3	15
	ARIZONA	.316	59	209	27	66	13	7	5	23	2	1	0	14	50	2	0	5
2007	ARIZONA	.238	150	543	60	129	28	4	12	60	5	8	3	60	100	9	0	17
2008	ARIZONA	.291	152	611	91	178	44	11	21	67	3	7	1	41	109	3	3	14
2009	Reno	.333	2	9	0	3	0	1	0	1	0	0	0	1	0	0	0	1
	ARIZONA	.261	135	533	71	139	29	12	12	65	5	7	1	49	87	5	1	11
2010	ARIZONA	.278	151	565	83	157	33	12	15	61	2	1	3	62	108	10	5	10
2011	ARIZONA	.252	86	321	44	81	21	5	5	45	1	1	1	30	74	4	4	7
2012	Reno	.250	9	36	6	9	1	1	2	5	0	0	0	4	6	0	0	0
	ARIZONA	.193	40	135	17	26	8	1	2	12	0	1	0	19	35	0	1	3
	Mobile	.200	2	5	0	1	0	0	0	0	0	0	0	4	1	0	0	0
	OAKLAND	.250	39	152	21	38	5	0	5	16	0	2	0	18	41	1	1	5
Major League Totals		.265	812	3069	414	814	181	52	77	349	18	28	9	293	604	34	15	72
Minor League Totals		.296	161	642	105	190	38	8	29	109	1	7	2	79	107	6	7	32

STEPHEN DREW, CONTINUED

2005 Signed by the Arizona Diamondbacks on 5/31 as a first-round selection (15th overall) in the 2004 June draft
 2012 Acquired by the Oakland Athletics in exchange for INF Sean Jamieson on 8/20
 2012 Signed by the Boston Red Sox as a free agent on 12/26

ADDITIONAL BATTING STATISTICS

YEAR	CLUB	OBP	SLG	OPS	TB	GDP
2006	ARIZONA	.357	.517	.874	108	1
2007	ARIZONA	.313	.370	.683	201	4
2008	ARIZONA	.333	.502	.836	307	5
2009	ARIZONA	.320	.428	.748	228	4
2010	ARIZONA	.352	.458	.810	259	7
2011	ARIZONA	.317	.396	.713	127	3
2012	ARIZONA	.290	.311	.601	42	1
	OAKLAND	.326	.382	.707	58	1
Major League Totals		.328	.433	.762	1330	26

DIVISION SERIES RECORD

YEAR	CLUB	AVG.	G	AB	R	H	2B	3B	HR	RBI	SH	SF	HB	BB	SO	SB	CS	E
2007	ARI vs. CHC	.500	3	14	4	7	1	1	2	4	0	0	0	0	5	1	0	1

LEAGUE CHAMPIONSHIP SERIES RECORD

YEAR	CLUB	AVG.	G	AB	R	H	2B	3B	HR	RBI	SH	SF	HB	BB	SO	SB	CS	E
2007	ARI vs. COL	.294	4	17	2	5	0	0	0	0	0	0	0	1	2	0	0	0

CAREER FIELDING RECORD

YEAR	CLUB	POS	PCT.	G	GS	PO	A	E	TC	DP
2006	ARIZONA	SS	.978	56	52	74	149	5	228	35
2007	ARIZONA	SS	.973	147	143	212	409	17	638	98
2008	ARIZONA	SS	.976	151	147	190	378	14	582	85
2009	ARIZONA	SS	.980	132	128	173	362	11	546	70
2010	ARIZONA	SS	.984	147	143	206	391	10	607	86
2011	ARIZONA	SS	.980	84	83	119	219	7	345	48
2012	ARIZONA	SS	.977	36	36	40	88	3	131	25
	OAKLAND	SS	.967	39	39	44	102	5	151	17
Career Totals		SS	.978	792	771	1058	2098	72	3228	464

CAREER SINGLE-GAME HIGHS

HITS 5, 9/1/08 for ARI vs. STL
DOUBLES 2, 15 times, last 6/12/11 for ARI at FLA
HOME RUNS 2, 8/25/10 for ARI at SD
RBI 5, 4/28/11 for ARI vs. CHC
RUNS SCORED 3, 10 times, last 10/3/12 for OAK vs. TEX
WALKS 3, 4 times, last 5/27/11 for ARI at HOU
STRIKEOUTS 4, 2 times, last 7/6/11 for ARI at MIL
STOLEN BASES 1, 34 times, last 8/25/12 for OAK at TB
HITTING STREAK 17, 7/29/08-8/15/08
EJECTIONS None

HOME RUN NOTES

MULTI-HOME RUN GAMES (1)
2-HOME RUN GAMES (1)
 Last: 8/25/10 at SD
LEADOFF HOME RUNS (6)
 Last: 9/29/10 at SF off Tim Lincecum
GRAND SLAMS (1)
 4/28/11 vs. CHC off Ryan Dempster
PINCH-HIT HOME RUNS (1)
 9/30/06 vs. SD off Cla Meredith
EXTRA-INNING HOME RUNS (1)
 4/6/08 at COL off Micah Bowie
GAME-ENDING HOME RUNS (1)
 4/25/07 vs. SD off Trevor Hoffman
INSIDE-THE-PARK HOME RUNS (1)
 4/5/10 vs. SD off Jon Garland

FULL NAME: Jacoby McCabe Ellsbury
BATS: Left **THROWS:** Left **HEIGHT:** 6-1 **WEIGHT:** 195
OPENING DAY AGE: 29 (Turns 30 on September 11)
BORN: September 11, 1983 in Madras, OR
RESIDES: Madras, OR
MAJOR LEAGUE SERVICE: 5 years, 37 days
ACQUIRED: Selected in the first round (23rd overall) of the June 2005 draft
SIGNED BY: John Booher (Red Sox)
CONTRACT STATUS: Signed through 2013



CAREER HIGHLIGHTS

- Returns for his 7th season with BOS...Missed much of 2012 due to injury.
- Finished 2nd in AL MVP voting in 2011...Was also named to his 1st career All-Star, Silver Slugger, and Gold Glove teams in 2011 and earned Red Sox MVP honors as voted on by the Boston Chapter of the BBWAA.
- Led the major leagues in total bases (364) and extra-base hits (83) in 2011...Was the 1st primary leadoff hitter to lead the majors in total bases since SF's Bobby Bonds in 1973 (341).
- Named MLB's 2011 AL Comeback Player of the Year and 2011 Red Sox Comeback Player of the Year by the Boston Baseball Writers after playing just 18 games in 2010 due to injuries.
- In 2011 became the only Red Sox player ever to compile a season with at least 30 homers and 30 stolen bases.
- His 7 career leadoff shots are tied with Harry Hooper and Dwight Evans for 4th most in team history.
- Ranks 3rd on Red Sox all-time steals list with 189 career swipes, trailing only Harry Hooper (300) and Tris Speaker (267)...His 189 steals are most ever by a Red Sox in his 1st 581 career major league games...Among players whose ML career began in 1980 or later, only Kenny Lofton (276) and Carl Crawford (190) had more stolen bases in the AL within their 1st 581 games.
- Led the American League with 50 steals in 2008, tied for the 5th-highest total all-time for an AL rookie...Established a single-season club record and led the majors with 70 stolen bases in 2009, passing Tommy Harper's previous mark of 54 set in 1973...Is the only player in franchise history with multiple seasons of 50 or more SB.
- Tied BOS's single-game steals record with 4 on 8/9/10 at Yankee Stadium...Jerry Remy had set the mark on 6/14/80 at the Angels.
- Turned in at least 35 stolen bases in 3 of the last 5 seasons, 1 of 4 AL players to accomplish the feat since 2008 along with B.J. Upton (4), Rajai Davis (3), and Ichiro Suzuki (3)...His 3, 35-SB seasons are 2nd most in club history after Tris Speaker (5, 1909-10 and 1912-14).
- Has committed just 5 errors in his career and holds a .996 career fielding percentage (1,381 TC), the best-ever mark by a major league outfielder with at least 1,000 total chances.
- Is the 1st-ever Red Sox to compile 2 errorless seasons as an outfield qualifier (2008 and 2011) and is the only major leaguer to do it twice in the last 5 years.

RED SOX SINGLE-SEASON STOLEN BASE LEADERS

SB	PLAYER	YEAR
70	Jacoby Ellsbury	2009
54	Tommy Harper	1973
52	Tris Speaker	1912
50	Jacoby Ellsbury	2008
46	Tris Speaker	1913
42	Otis Nixon	1994
42	Tris Speaker	1914
40	Harry Hooper	1910
40	Billy Werber	1934
39	Jacoby Ellsbury	2011

RED SOX ALL-TIME STOLEN BASE LEADERS

SB	PLAYER	YEARS
300	Harry Hooper	1909-20
267	Tris Speaker	1907-15
189	Jacoby Ellsbury	2007-12
168	Carl Yastrzemski	1961-83
141	Heinie Wagner	1906-18

CAREER MAJOR LEAGUE FIELDING PERCENTAGE LEADERS AS OUTFIELDER

(min. 1,000 total chances)

FPCT	PLAYER	YEARS
.996	Jacoby Ellsbury	2007-12
.996	Darin Erstad	1996-2009
.996	Shane Victorino	2003-12
.995	Brian Downing	1973-87
.995	Darryl Hamilton	1988-2001

- Owns the 2 longest errorless streaks by an outfielder in team history...Went a franchise-record 290 games (7/29/09-9/1/12) and 706 chances (beginning 7/28/09)...Also had a 232-game stretch (554 TC) without an error from 6/30/07-6/16/09.
- Tied a ML record for putouts by an outfielder in a 9-inning game with 12 on 5/20/09 vs. TOR.
- Has played in 22 career postseason games, batting .261 (18-for-69) with 11 RBI overall.
- Ranks 2nd in club history with 5 postseason steals, trailing Johnny Damon's 8...Is tied for 6th with 7 doubles.

⚡ Had 4 doubles in the 2007 World Series vs. COL, tied for the most ever in a single World Series by a rookie (also STL's Pepper Martin in 1931).

⚡ Went 4-for-5 with 3 doubles, 2 RBI, and 2 runs in Game 3 of the 2007 Fall Classic, 10/27 at Coors Field... Became the 3rd rookie ever to collect 4 hits in a World Series game, joining Fred Lindstrom (1924, Game 5 for NYG) and Joe Garagiola (1946, Game 4 for STL)...3 doubles tied for 2nd-most ever in a World Series game behind Frank Isbell's 4 with CWS on 10/13/1906...Had 2 doubles in the 3rd inning, becoming the 2nd player in WS history to double twice in a frame, joining ARI's Matt Williams on 11/3/2001 (3rd inning).

⚡ Notched the 1st 3-run single in major league playoff history in Game 3 of the 2008 Division Series vs. the Angels on 10/5/08.

2012: Limited to 74 games due to a right shoulder subluxation suffered on 4/13 vs. TB.

⚡ Hit at a .315 clip (39-for-124) in 30 games at Fenway compared to .240 (43-for-179) in 44 road contests.

⚡ Made 49 starts in the leadoff spot...Also made 12 in the 2-hole, 10 in the 3-hole, and 1 in the 6-spot...Hit .364 (20-for-55) while starting 2nd in the order.

⚡ Hit safely in 7 of 8 contests against the Rays, batting .469 (15-for-32) with 7 RBI...Was the top mark vs. TB in 2012 (min. 30 PA).

⚡ Started each of BOS's 1st 7 games before getting injured...Made 5th straight Opening Day start for the Red Sox on 4/5 at DET, his 4th in center field (also LF in 2010).

⚡ Suffered the right shoulder subluxation in the Red Sox home opener on 4/13 vs. TB, colliding with Rays SS Reid Brignac in the bottom of the 4th while trying to break up a double play.

⚡ Placed on 15-day DL on 4/14 and transferred to 60-day DL on 5/13...Missed 79 of BOS's games before being activated on 7/13...Played in 8 rehab games between the Rookie GCL Sox, Double-A Portland, and Triple-A Pawtucket from 6/29- 7/8, going 5-for-27 with 2 doubles, a homer, 3 RBI, 5 runs, and 4 walks.

⚡ Hit in 47 of 66 games with a PA after coming off the DL on 7/13...Batted .278 (77-for-277) with 16 doubles, 4 homers, 23 RBI, 39 runs, and all 14 stolen bases on the year...Tallied at least 1 hit in 9 of his 1st 11 games after being activated (17-for-49, .347) and recorded a .304 AVG (21-for-69) in 17 games overall in July.

⚡ T-2nd in the majors with 11 doubles in August...Tied for his most in a single month, also September of 2011.

⚡ Stole a team season-high 3 bases 8/9 at CLE, the most thefts by a Red Sox in a game since he tied the club record with 4 on 8/9/10 at NYY.

⚡ On 8/16 at Camden Yards, snapped a 38-game hit streak against Baltimore dating back to 4/17/09...Batted .418 (71-for-170) with 14 doubles, a triple, 8 homers and 25 RBI in that 38-tilt span...According to Elias, it marked the 2nd-longest stretch since 1900 for any player versus any single team behind only Vladimir Guerrero's 44-game hit streak vs. TEX from 4/9/04-8/4/06.

⚡ Tallied a season-long 8-game hit streak from 8/21-28 over which he batted .405 (15-for-37, 5 RBI, 9 R)... Notched a career-long, tying 6-game multi-hit streak from 8/23-28, the longest multi-hit streak by a Red Sox batter in 2012...Was 13-for-28 (.464) with 5 RBI and 9 runs scored in that stretch, scoring at least 1 run in each of those tilts...Matched Albert Pujols (7/30-8/4) for the longest streak with at least 2 hits and 1 run in 2012.

⚡ Celebrated 29th birthday on 9/11 and tied career high with 4 hits (8th time), knocking in the game-winning run with a walk-off single in the 9th...Marked his 3rd career walk-off hit...Since 1916, the only other Sox player to record 4 hits on his birthday was Carl Yastrzemski on 8/22 in 1961 and 1976...Became the 1st major leaguer since at least 1950 to tally 4 hits, including a walk-off hit, on his birthday...Since 1920 (when RBI became official) the only other Red Sox with a walk-off RBI on his birthday was Hal Wagner on 7/2/44 vs. STL (GM 2) with an 11th-inning single (Elias)...In the last 70 years, only 3 other Sox have had 4 hits and a game-ending RBI in a 9-inning game: Carlton Fisk (7/28/75), Jeff Frye (6/14/99), and Shea Hillenbrand (4/15/03) (Elias).

⚡ Hit in 13 of his last 16 tilts of the season from 9/8-10/3 at .375 (21-for-66) with 2 homers, 10 RBI, and 7 runs.

2011: Named Red Sox MVP by the Boston Chapter of the BBWAA and finished 2nd in American League MVP voting after leading the majors in total bases (364) and extra-base hits (83).

⚡ Also ranked among AL leaders in hits (3rd in ML, 212), RBI (T-6th, 105), runs (3rd, 119), AVG (5th, .321), SLG (6th, .552), OBP (9th), OPS (5th, .928), multi-hit games (T-5th, 59), stolen bases (4th, 39), doubles (T-3rd, 46), home runs (T-5th, 32), and at-bats (2nd, 660)...Was the 6th-hardest AL player to double up (.82.5 AB/GIDP).

⚡ Finished 2nd in AL MVP voting with 242 points, trailing Detroit's Justin Verlander (280).

⚡ Was named MLB's AL Comeback Player of the Year after being limited to just 18 games in 2010 due to injuries...Also named Red Sox Comeback Player of the Year by the Boston Chapter of the BBWAA.

⚡ Tabbed an All-Star for the 1st time in his career, elected via the player ballot...Took over in center field in the bottom of the 5th inning and went 0-for-2 in the 7/12 exhibition at ARI.

⚡ Named an outfielder on the AL's Louisville Slugger Silver Slugger Team and the center fielder on the AL's Rawlings Gold Glove Team, his 1st time receiving either award...Became just the 6th AL player to be named an All-Star, Gold Glove and Silver Slugger in the same season as a center fielder, joining Ellis Burks (1990), Torii Hunter (2009), Ken Griffey Jr. (1991, 1993-94, 1996-99), Kirby Puckett (1986-89, 1992), and Grady Sizemore (2009).

Was the 8th Red Sox outfielder to win a Silver Slugger, the 1st since Jason Bay in 2009...Joined Tony Armas (1984) and Ellis Burks (1990) as 1 of 3 center fielders in club history to win the award.

His Gold Glove was the 1st since 1960 in which specific outfield positions were awarded rather than grouping all outfielders into a single pool of candidates...Was the 1st Red Sox outfielder to earn a Gold Glove since Ellis Burks in 1990 and the 5th to win it while serving as the club's center fielder (Jimmy Piersall, 1958; Reggie Smith, 1968; Fred Lynn, 1975 and 1978-80; Burks, 1990).

Was 1st primary leadoff hitter to top the majors in total bases since SF's Bobby Bonds in 1973 (341) and 1st Red Sox to lead the majors in total bases since Tony Armas in 1984 (339)...Marked the most total bases by a Red Sox since Nomar Garciaparra in 1997 (365) and the most by a Boston outfielder since Jim Rice in 1979 (369).

Was the 1st Red Sox to lead the majors in extra-base hits since 1984 (Tony Armas and Dwight Evans, both 77).

Was the 1st Red Sox ever to record 30 homers and 30 stolen bases in a single season, 1 of 4 Major Leaguers to reach those marks on the year...Is 1 of 12 AL players ever to accomplish the feat (17 times).

Became the 1st-ever Red Sox with a 30 HR/100 RBI season while serving as the club's primary leadoff hitter...Was the 1st ML leadoff hitter to reach those marks since NYY's Alfonso Soriano in 2002 (39 HR/102 RBI).

With his 20th homer of the year on 8/13, became the 6th Red Sox (7th time) with 20 HR and 20 SB in a season, 1st since Nomar Garciaparra in 1997...With Dustin Pedroia (20 HR/26 SB), were the 1st Red Sox teammates to reach the 20/20 mark in the same year.

Became just the 4th major leaguer ever to reach 200 hits, 100 RBI, 35 stolen bases, and 30 home runs in a season...Was the 4th major leaguer (5th time) ever with 45 doubles, 30 home runs and 35 steals in a campaign.

With his 169th stolen base on 8/19 at KC, passed Yastrzemski (168) for 3rd on the Red Sox all-time list.

Set a Red Sox record with his 2nd errorless campaign as an outfield qualifier (also 2008)...Was the 1st qualifying Sox outfielder to turn in an errorless campaign while serving as the club's primary center fielder...Was 1 of 4 qualifying major league outfielders that did not commit an error and led that group with 394 total chances.

Led the AL in starts (152), innings (1,358.1), and putouts (388) at center field and ranked 2nd in the circuit in games (154) and total chances at the position...Had the 2nd-best zone rating among qualifying AL center fielders at .905...Picked up a career-high 2 outfield assists on 5/24 at CLE.

Hit a team-leading 32 homers after tallying fewer than 10 long balls in each of his 4 previous campaigns...His 105 RBI ranked 2nd on the club to Adrian Gonzalez (117).

Reached safely in 138 of 157 games with a plate appearance...Hit safely in 129 contests, 2nd most by a Red Sox since 1916 after Wade Boggs in 1985 (135).

BOS was 62-23 (.729) when he scored a run, 45-21 (.682) when he drove in a run, and 21-9 (.700) when he went deep.

Tallied a season-high 4 hits on 4 occasions, matching his career high and tied for 2nd most in the AL...Ranked 3rd in the AL with 20, 3+ hit games.

Placed among AL leaders in AVG vs. RHP (3rd, .337), home AVG (6th, .326), road AVG (6th, .316), day AVG (2nd, .356), and RISP AVG (4th, .366).

Was the 2nd Red Sox in 25 years to top 20 homers as a center fielder (Carl Everett, 33 in 2000)...Set club records for extra-base hits and total bases at the position (min. 100 G)...Had the most hits by a Red Sox center fielder since Tris Speaker in 1912 (222)...Speaker (53 in 1912) and Fred Lynn in 1975 (47) are the only Red Sox center fielders with more doubles in a season.

Led the majors with 110 hits, 61 runs, 22 homers, 61 RBI, 49 extra-base hits, and 207 total bases against the AL East...Also topped major leaguers with a .365 AVG (301 AB) against the division (min. 45 AB)...Tied the club record for extra-base hits vs. the AL East, also Jim Rice in 1977.

Led off 144 games, including his last 138 starts beginning 4/22...Paced the majors in hits (203), doubles (45), extra-base hits (79), and total bases (345) out of the leadoff spot and led the AL in AVG (.327) and SLG (.556) from that position in the lineup...Was 2nd in the AL in homers (29) and OBP (.381) from the 1st lineup position.

Hit 4 leadoff homers (6/7 at NYY, 6/17 vs. MIL, 7/6 vs. TOR, 7/27 vs. KC), tied for 3rd-most in club single-season history.

Was the only major leaguer with multiple hit streaks of 18 or more games (19, 4/21-5/10; 18, 8/26-9/14)...Notched 5 hitting streaks of 10 or more games, matching the most double-digit hit streaks by any player in club history along with Tris Speaker (1912), Jimmie Foxx (1939), Wade Boggs (1985), and Nomar Garciaparra (1999).

Named AL Player of the Week for 6/6-12, his 1st career weekly honor...Was 14-for-30 (.467) with 10 runs, 3 doubles, 1 homer, and 4 RBI in the week, with at least 2 hits and 1 run in each of his 6 games during that stretch.

ALL-TIME MAJOR LEAGUE SEASONS WITH 200 HITS, 30 HR, 100 RBI AND 35 SB

YEAR	TEAM	PLAYER	H	HR	RBI	SB
1998	SEA	Alex Rodriguez	213	42	124	46
2002	MON	Vladimir Guerrero	206	39	111	40
2002	NYG	Alfonso Soriano	209	39	102	41
2011	BOS	Jacoby Ellsbury	212	32	105	39

- 🔴 Had an extra-base hit in a career-high 5 straight games, 9/4-8.
- 🔴 Matched his career high for the 2nd and 3rd times with 2 homers on 7/20 at BAL and 9/25 at NYY (GM 1).
- 🔴 After the All-Star break, led the majors in total bases (187), extra-base hits (44), and homers (tied, 21)...Also ranked among AL leaders in the 2nd half in hits (T-2nd, 98), runs (T-2nd, 57), doubles (T-7th, 20), RBI (T-4th, 56), game-winning RBI (T-2nd, 10), SLG (4th, .625), and OPS (6th, 1.000)...Hit safely in 62 of 69 2nd-half contests.
- 🔴 Posted his 3 best monthly home run and RBI totals in July (8 HR, 22 RBI), August (7 HR, 22 RBI), and September (8 HR, 21 RBI) after never before tallying more than 4 HR or 17 RBI in a month.
- 🔴 Ranked among AL leaders in July with 8 home runs (T-1st), 77 total bases (2nd), 17 extra-base hits (2nd), 42 hits (3rd), 22 RBI (T-3rd), and a .382 AVG (5th)...His 8 homers were the most by a Sox center fielder in July since 1987 and the most in any month by a Sox center fielder since 2000 (Carl Everett, 9 in May 2000)...His 22 RBI in August led the team and ranked 6th in the AL.
- 🔴 Led the majors with 43 hits and 20 extra-base hits in September...Hit safely in 38 of his last 40 games beginning 8/16, batting .343 (59-for-172) with 30 extra-base hits (15 2B, 3 3B, 12 HR) and 31 RBI in that time.
- 🔴 Connected for walk-off hits in consecutive games vs. CLE with a 2-out solo shot in the 9th on 8/2, the Sox 1st walk-off HR of 2011, and 1-out, walk-off RBI single on 8/3...Was the 1st Red Sox with walk-offs in consecutive days in the regular season since Butch Hobson in 1978 on 8/27 vs. CAL and 8/28 vs. SEA (David Ortiz did it in Games 4-5 of the 2004 ALCS vs. NYY on 10/17-18)...Became the 1st Major Leaguer to record his 1st 2 career walkoffs in back-to-back games since PIT's Jason Bay in 2008 vs. CHC on 5/24 and 5/25.
- 🔴 Drove in a career-high 6 runs on 8/6 vs. NYY after never before recording more than 3 RBI in a game...Was the most RBI by a BOS center fielder since Carl Everett on 8/29/00 at TB (6) and the most by a Sox leadoff hitter since Ellis Burks, 6/10/87 at BAL (7)...Was the 1st time since 1920 (when RBI became official) that a Sox leadoff hitter had a 6-RBI game at Fenway...Was also the most RBI by a Sox leadoff hitter vs. NYY since 1920.
- 🔴 Went deep in both ends of a twinbill vs. TB on 8/16, the 1st Red Sox to do that since Trot Nixon, 6/4/03 at PIT, and the 1st Red Sox to do it in Boston since Mo Vaughn, 6/10/97 vs. BAL...Accomplished the feat again with 3 homers in a 9/25 doubleheader at NYY (2 HR in Game 1, 1 HR in Game 2).
- 🔴 Hit his 1st career inside-the-park homer in the 7th inning of Game 2 on 9/19 vs. BAL, the 1st inside-the-parker by a Red Sox since Kevin Youkilis on 5/28/07 vs. CLE.

2010: Limited to only 18 games due to 3 stints on the DL with fractured ribs...Tied Red Sox single-game record with 4 steals on 8/9 at NYY.

- 🔴 Made 13 starts in CF and 5 in LF (6 games overall)...Start in LF on Opening Day (4/4) vs. NYY marked his 1st start at the position since 9/17/08 at TB.
- 🔴 Suffered fractured ribs in a collision with Adrian Beltre in the bottom of the 9th inning on 4/11 at KC...Placed on the 15-day DL on 4/20 (retro to 4/12) and played 3 rehab games between Double-A Portland and Triple-A Pawtucket from 5/17-20, batting .400 (4-for-10) with a double, RBI, 4 runs, 2 walks, and a stolen base...Activated from the DL on 5/22.
- 🔴 Played 3 games with the Red Sox from 5/22-24 before a 2nd trip to the 15-day DL on 5/28 with fractured ribs...Appeared in 6 rehab games with the Rookie-level Gulf Coast League Red Sox and Pawtucket, batting .409 (9-for-22) with a double, RBI, 6 runs, 2 walks, and a stolen base...Activated from the DL on 8/4.
- 🔴 Tied Jerry Remy's club single-game record (6/14/80 at CAL) with 4 stolen bases on 8/9 at NYY.
- 🔴 Re-injured fractured ribs on 8/13 at TEX...Placed on the 15-day DL the next day (8/14) for the rest of the season...Transferred to the 60-day DL on 9/25.

2009: Led the majors and set a Red Sox single-season record with 70 stolen bases...Also finished among AL leaders in triples (T-1st, 10), multi-hit games (4th, 59) and hits (T-7th, 188).

- 🔴 Became the 2nd Red Sox player ever to lead the majors in steals, 1st since Billy Werber's 29 in 1935...Also joined Werber (1934-35) as the only players in club history to lead the AL in thefts in back-to-back seasons.
- 🔴 All 70 steals came as a CF, most by an AL player at the position since Brian Hunter's 74 for Detroit in 1997.
- 🔴 Was the 1st AL player with at least 70 thefts and a .300 AVG in the same season since Kenny Lofton in 1996 (75.5%, .317)...Was the 8th American Leaguer ever to accomplish the feat (15th time).
- 🔴 Caught stealing on 12 of 82 attempts for an 85.4 percent success rate, 5th in the AL...Among American Leaguers with at least 70 steals in a season since 1920 (the year caught stealing began to be kept consistently in the AL), only 3 have posted higher percentages: Rickey Henderson (88.9%, 1985; 87.7%, 1988), Willie Wilson (87.4%, 1979; 88.8%, 1980), and Rudy Law (86.5%, 1983).
- 🔴 Recorded multiple steals on 8 occasions, tied for 2nd in the AL...Had 3 swipes on 5/2 at TB.
- 🔴 Tied for the AL lead with a career-high 10 triples (also MIN's Denard Span).
- 🔴 Started in the leadoff spot 117 times, reaching base safely in 100 of those games.
- 🔴 59 multi-hit games were the most for a Red Sox center fielder since Doc Cramer's 60 in 1939...Tallied multiple hits in 6 straight games from 7/24-29, going 13-for-28 (.464).
- 🔴 Hit .318 (61-for-192) against lefties, 5th in the AL among qualifying left-handed hitters.

⚡ Finished 4th in the AL with a .268 clip (80-for-298) in 2-strike counts and led the majors with a .319 AVG (37-for-116) after falling into an 0-2 hole...Marked the highest average by a Sox player in that situation since Mike Greenwell's .342 clip in 1988.

⚡ Placed 4th among AL center fielders with a .994 fielding percentage, making 2 errors in 363 total chances...Named Defensive Player of the Year by MLB.com as result of online voting in its 8th annual This Year in Baseball Awards.

⚡ Stole home off Andy Pettitte in the 5th inning, 4/26 vs. NYY...Was the 1st Red Sox player to steal home since Jose Offerman on the back end of a double steal on 8/30/99 vs. KC...Also 1st Sox player to succeed in a straight steal of home since Billy Hatcher, 4/22/94 vs. the Angels.

⚡ Hit safely in a career-high 22 straight games, 5/2-27...Batted .340 (34-for-100) during the stretch...Tied for 4th-longest hitting streak in the AL in 2009.

⚡ Tied a ML record for putouts by an outfielder in a 9-inning game with 12 on 5/20 vs. TOR...Had been achieved twice previously, both times in Boston...Earl Clark vs. CIN at Braves Field on 5/10/29 and MIN's Lyman Bostock vs. BOS on 5/25/77 (G2) at Fenway Park.

⚡ Made 1st career error on 6/17 vs. FLA, ending a span of 232 games and 554 chances without a miscue...Marked the longest errorless streak ever by a Red Sox outfielder (has since been eclipsed by Ellsbury).

⚡ Set a career high with 2 triples in a 4-hit effort, 6/23 at WSH...Was the 1st Red Sox player with 4 or more hits in a game and at least 2 triples since Joe Foy on 6/23/67 vs. CLE.

⚡ Stole 55th base of the season on 8/25 vs. CWS, passing Tommy Harper for the franchise single-season mark of 54 set in 1973...Swiped his 70th base in the final game of the season, 10/4 vs. CLE.

POSTSEASON: Started in center field for all 3 of BOS's Division Series games vs. LAA...Went 3-for-12 (.250) with a triple and 2 runs scored.

2008: Spent 1st full season at the major league level in just his 4th professional campaign... Led the American League with 50 steals.

⚡ 50 steals were 3rd most in the majors, trailing COL's Willy Taveras (68) and NYM's Jose Reyes (56), and led all ML rookies.

⚡ Became 1st BOS player to lead AL in steals since Tommy Harper in 1973 (54)...1st rookie to top his league in stolen bases since SEA's Ichiro Suzuki (56) in 2001.

⚡ Finished 7th in the AL with an 82.0 percent stolen base success rate (50-for-61).

⚡ Set a club record with 14 multi-steal games, tying Taveras for ML lead...Stole 3 bases in consecutive games, 5/30-31 at BAL, marking the most in 1 game for a Red Sox since Jerry Remy's club-record 4 on 6/14/80.

⚡ Ranked among AL leaders in infield hits (3rd, 34), bunt hits (T-4th, 10), triples (T-6th, 7), and runs (T-12th, 98).

⚡ Led all rookies in at-bats (554) and runs, and tied for the most triples...Led AL rookies in games (145), hits (155), and multi-hit games (40), was 3rd in total bases (218), 5th in walks (41), and 7th in extra-base hits (38)...Had the most games, at-bats, runs, and triples for a Red Sox rookie since Nomar Garciaparra in 1997 (153 G, 684 AB, 122 R, and 11 3B).

⚡ Received 26 points and finished 3rd in AL Rookie of the Year voting conducted by the BBWAA...Trailed TB's Evan Longoria (140 points) and CWS's Alexei Ramirez (59 points).

⚡ Topped the Sox in triples, ranked 2nd in at-bats and runs, tied for 2nd in games, and placed 3rd in hits.

⚡ Started 63 games in center field, 36 in left, and 30 in right.

⚡ Did not commit an error in 140 games and 336 total chances, the most games and TC by any rookie outfielder in ML history who did not commit an error...Had the 2nd-most chances without an error of any ML outfielder behind LAA's Torii Hunter (354)...Established club record for consecutive errorless outfield chances in a season (surpassed by Ellsbury with 394 in 2011) and tied Carl Yastrzemski (1977) for most consecutive errorless games in a year (since passed by Jason Bay with 150 in 2009 and Ellsbury with 154 in 2011).

⚡ Tied for ML lead with 18 steals in May, matching most for a Sox ever in a single month (also Harper in Sept. 1973).

⚡ Succeeded in 1st 16 SB attempts of season before being caught on 5/18 vs. MIL...Ended string of 25 successful tries to start his career, longest ever by a Red Sox and was the longest in the majors since MON's Tim Lincecum went 27-for-27 from 1979-81.

⚡ Hit safely in final 18 games beginning 9/5, batting .370 (30-for-81)...Was longest hit streak by a Boston rookie since Nomar Garciaparra's club-record 30-gamer in 1997.

⚡ Entered the year as the No. 2 prospect overall and the No. 1 position player in the Red Sox organization according to *Baseball America*...Also rated as the fastest base runner, best athlete, and best defensive outfielder in the Sox system by the same publication.

POSTSEASON: Collected 7 RBI over 8 postseason games, the 3rd-most ever by a Sox rookie behind Dustin Pedroia (10 in 2007) and Fred Lynn (8 in 1975)...Hit safely in each of the 1st 3 games of the ALDS vs. LAA, going 6-for-14 (.429)...Went 3-for-5 with a double, RBI, run, and 2 steals from the leadoff spot in Game 1, 10/1 in Anaheim...Was the 4th Sox player ever to steal 2 bases in a postseason game, joining Jimmy Collins (1903 WS G2), Harry Hooper (1912 WS G2), and Juan Beniquez (1975 ALCS G1)...Went 2-for-5 with a double, run, and 3

RBI in Game 3, 10/5 at Fenway Park...Drove in all 3 runs on a bloop single to center field in the 2nd inning, the 1st 3-run single in major league playoff history...Went hitless over his final 20 at-bats, including an 0-for-14 slide in the ALCS against TB...Did not appear in Boston's final 3 LCS contests.

2007: Advanced from Double-A Portland to the big leagues...Made major league debut 6/30 vs. TEX and hit .353 over 3 stints with the Red Sox...Hit .360 in 11 postseason games en route to the World Series title...Combined to bat .323 with Portland and Triple-A Pawtucket, earning Red Sox Minor League Player of the Year honors from the Boston Chapter of the BBWAA for the 2nd straight season, sharing the award with Clay Buchholz.

⚡ Hit safely in 27 of 32 ML games with an at-bat...Reached base via hit, walk or hit by pitch in 29 of the 32 contests, including 26 straight games from 7/2-9/26.

⚡ Played 22 games in left field (15 starts), 16 games in center (12 starts), and made 1 start in right.

⚡ Went 9-for-9 in stolen base attempts with the Sox, the 1st BOS player to be successful in as many as his 1st 9 steal attempts since Nomar Garciaparra swiped his 1st 9, 8/31/96-4/17/97.

⚡ Selected to big league roster 6/30 when Joel Pineiro was placed on the DL...Made ML debut that night vs. TEX, collecting an infield single in the 3rd inning off Robinson Tejeda for 1st ML hit.

⚡ Went 6-for-16 (.375) in 6 games before being optioned back to Pawtucket on 7/5...Recalled between games of a doubleheader on 8/17...Played the night game vs. LAA (0-3, R, BB) before being optioned back...Called up for the remainder of the season on 9/1.

⚡ Earned American League Rookie of the Month honors for September...Ranked among AL leaders during the month in AVG (10th, .361), steals (T-4th, 8), and hits (T-9th, 35).

⚡ Hit safely in 23 of 26 games in September...Tallied a 13-game hit streak 9/1-15, batting .426 (20-for-47)...Marked longest stretch by a Sox rookie outfielder since Jim Rice's 13-gamer in 1975...Tied for 2nd-longest streak by a ML rookie in 2007, 1 shy of Dustin Pedroia's 14-game run, 5/19-6/4...Was the 1st time 2 Sox rookies had hitting streaks of 13 or more games in the same season since Fred Lynn (20) and Rice (13) in 1975.

⚡ Knocked 1st big league home run, a solo shot off Daniel Cabrera, on 9/2 vs. BAL.

⚡ Combined to bat .323 (141-for-436) with 82 runs, 2 homers, 41 RBI, and 41 stolen bases in 104 games between Portland and Pawtucket...Led all Sox minor leaguers in stolen bases and ranked 4th in AVG.

⚡ Named Red Sox Minor League Defensive Player of the Year and Base Runner of the Year, receiving both accolades for the 2nd straight season...Finished 2nd in the International League with 33 steals for the PawSox.

⚡ Began the season with the Sea Dogs and tallied a .452 AVG (33-for-73), the highest clip in minor league baseball at the time of his 5/4 promotion to Pawtucket.

⚡ Selected as April Player of the Month in both the Eastern League and the Red Sox minor league system...Hit .455 (30-for-66) with 10 doubles, 2 triples, 12 RBI, 13 runs, and 6 steals in 15 games.

⚡ Produced a 19-game hitting streak from 4/11-5/7, batting .438 (35-for-80)...Stretch included 15 tilts with Portland and 4 with the PawSox.

⚡ Selected to play for the U.S. Team in the All-Star Futures Game on 7/8 in SF...Started in LF and hit leadoff (0-for-4).

⚡ Set a Pawtucket record with a 25-game hitting streak from 7/21-8/30, batting .377 (40-for-106)...Stretch was interrupted by DL stint due to a groin strain, 7/22-8/4...Eclipsed previous franchise-record 19-game streaks by Dave Stapleton in 1979 and Dave Berg in 2005...Also the 2nd longest in the International League in 2007 behind only Brandon Watson's 43-gamer earlier in the season with Columbus.

POSTSEASON: Appeared in 11 postseason games, including starts in each of BOS's final 6 contests (all in CF)...Batted .360 (9-for-25) with 4 doubles, 4 RBI, 8 runs, 3 walks, and 2 stolen bases...4 doubles all came in the World Series, tied with Pepper Martin (1931 with STL) for the most doubles ever in a single World Series by a rookie...Combined to go 6-for-9 (.667) with 4 doubles, 2 RBI, and 3 runs in Games 3 and 4 of the World Series at COL, his only 2 starts of the postseason from the leadoff spot in the order...Went 4-for-5 with 3 doubles, 2 RBI, and 2 runs in Game 3 on 10/27...Became the 3rd rookie ever to collect 4 hits in a postseason game, joining Fred Lindstrom (1924, Game 5 for NY Giants) and Joe Garagiola (1946, Game 4 for STL)...3 doubles tied for 2nd-most ever in a WS game behind Frank Isbell (CWS) on 10/13/1906...Had 2 doubles in the 3rd frame, the 2nd player in WS history to double twice in an inning, joining ARI's Matt Williams on 11/3/01 (3rd inning).

2006: Named Red Sox Minor League Player of the Year by the Boston Chapter of the BBWAA...Led all Sox minor leaguers with 41 steals and ranked 3rd with a .303 AVG in 111 games between High-A Wilmington and Double-A Portland.

⚡ Committed just 2 errors in 109 games in center field between the 2 stops.

⚡ Began the year with Wilmington...Received Red Sox system Base Runner of the Month honors in April...Recorded 3 doubles, 2 triples and went 7-for-8 in stolen base tries during the month.

⚡ On the disabled list from 4/27-5/21 with a strained right quadriceps muscle.

⚡ Was 1 of 3 Blue Rocks named to the Mid-Season Carolina League All-Star team.

⚡ Earned a 7/12 promotion to Portland...Hit safely in 1st 10 games with an at-bat from 7/13-23 (G1)...Went 16-for-45 (.356) with 3 doubles, 6 RBI, 6 runs, and 6 steals during the stretch.

- Named Eastern League Player of the Week for 8/7-13, batting .400 (10-for-25) with 1 double, 2 triples, 1 home run, 7 runs, and 3 RBI in that time.
- Went 8-for-10 in stolen base attempts in July, earning Sox Minor League Base Stealer of the Month Award.
- Started and batted leadoff in all 9 of Portland's playoff games en route to the Eastern League Championship... Hit .282 (11-for-39) with 1 home run, 6 RBI, and 8 runs scored.

Appeared in 25 games for the Peoria Javelinas of the Arizona Fall League, batting .276 (29-for-105) with 4 doubles, 3 triples, 3 RBI, 18 runs, and 7 stolen bases...Selected to play in the AFL's Rising Stars game and went 1-for-4 while playing left field.

2005: Made professional debut with Short-A Lowell...Ranked 2nd in the New York-Penn League with 23 stolen bases and tied for 5th with 5 triples.

- Named Red Sox Minor League Base Stealer of the Month for July, going a perfect 9-for-9 in steal attempts.

PERSONAL

- Married to Kelsey.
- Graduated from Madras (OR) High School where he hit .430 with 3 homers and 20 RBI his senior year, earning league Co-Player of the Year honors.
- Attended Oregon State University...Hit .365 (236-for-646) with 60 steals, 37 doubles, 16 homers and 101 RBI in 160 games over 3 seasons with the Beavers...Posted a .464 OBP, .522 SLG, and .990 fielding percentage, committing only 4 errors in 387 total chances...Set the Oregon State record with 168 career runs scored, and his 99 hits in 2005 marked the most in a single season in Beavers history...As a sophomore in 2004, hit .352 in 49 games and was selected to the All-Pac-10 First Team and *Baseball America's* Mid-Season Sophomore All-America Team, and received 2004 Pac-10 All-Academic Honorable Mention...Garnered 2005 Pac-10 Co-Player of the Year honors, and was named to the 2005 Louisville Slugger All-America Second Team and the College Baseball Foundation's National Honors Team...Also received 2005 Pac-10 All-Academic honorable mention.
- Named Male Professional Athlete of the Year at the Oregon Sports Awards on 2/12/12 in Beaverton, OR.
- Competed for Falmouth of the Cape Cod League in 2004.
- Is believed to be the 1st Native American of Navajo descent to play in MLB...Hometown of Madras, OR had a parade in his honor in November 2007.

IN THE COMMUNITY

Jacoby has hosted the Nike N7 Baseball Camp each of the last 2 offseasons, which promotes healthy lifestyle choices and teaches baseball technique to Native American children in Arizona...Supports the Navajo Relief Fund, which helps build self-sufficient Native communities...Attends events that benefit the Red Sox Foundation, including Dancing with the New Stars, the Welcome Home Dinner, and Picnic in the Park...Has visited with Jimmy Fund patients during their road trips and has visited with Make-A-Wish patients...Has met with fans as part of the Red Sox Destinations program... In 2011, spoke with children attending the Red Sox Baseball Academy and participated in the Red Sox on-field photo day...Launched a charity wine in 2010 with proceeds benefitting the Navajo Relief Fund, Project Bread and the Ellsbury-Read Project...Has played in the Children's Hospital of Southwest Florida Celebrity Golf Classic during Spring Training.

CAREER SINGLE-GAME HIGHS

HITS	4, 8 times, last 9/11/12 vs. NYY
DOUBLES	2, 7 times, last 8/11/12 at CLE
HOME RUNS	2, 3 times, last 9/25/11 at NYY (G1)
RBI	6, 6/6/11 vs. NYY
RUNS SCORED	4, 2 times, last 9/13/11 vs. TOR
WALKS	3, 2 times, last 6/13/09 at PHI
STRIKEOUTS	3, 10 times, last 7/30/11 at CWS
STOLEN BASES	4, 8/9/10 at NYY
HITTING STREAK	22, 5/2/09-5/27/09
EJECTIONS (1)	7/10/09 vs. KC (HP, D. Cousins)

HOME RUN NOTES

MULTI-HOME RUN GAMES (3)
2-HOME RUN GAMES (3)
Last: 9/25/11 at NYY (G1)
LEADOFF HOME RUNS (7)
Last: 7/27/11 vs. KC off Bruce Chen
GRAND SLAMS (0)
PINCH-HIT HOME RUNS (0)
EXTRA-INNING HOME RUNS (1)
9/25/11 at NYY (G2) off Scott Proctor
GAME-ENDING HOME RUNS (1)
8/3/11 vs. CLE off Joe Smith
INSIDE-THE-PARK HOME RUNS (1)
9/19/11 vs. BAL (G2) off Jeremy Accardo

JACOBY ELLSBURY, CONTINUED

JACOBY ELLSBURY'S CAREER RECORD

YEAR	CLUB	AVG.	G	AB	R	H	2B	3B	HR	RBI	SH	SF	HB	BB	SO	SB	CS	E
2005	Lowell	.317	35	139	28	44	3	5	1	19	0	1	1	24	20	23	3	1
2006	Wilmington	.299	61	244	35	73	7	5	4	32	4	1	7	25	28	25	9	1
	Portland	.308	50	198	29	61	10	3	3	19	0	1	2	24	25	16	8	1
2007	Pawtucket	.298	87	363	66	108	14	5	2	28	1	1	4	32	47	33	6	3
	Portland	.452	17	73	16	33	10	2	0	13	0	0	4	6	7	8	1	2
	BOSTON	.353	33	116	20	41	7	1	3	18	0	2	1	8	15	9	0	0
2008	BOSTON	.280	145	554	98	155	22	7	9	47	4	3	7	41	80	50	11	0
2009	BOSTON	.301	153	624	94	188	27	10	8	60	6	6	6	49	74	70	12	2
2010	Pawtucket	.471	4	17	5	8	1	0	0	2	0	0	0	1	0	0	0	0
	Portland	.429	2	7	2	3	1	0	0	0	0	0	0	1	0	1	0	0
	Gulf Coast	.250	3	8	3	2	0	0	0	0	0	0	0	2	0	1	0	0
	BOSTON	.192	18	78	10	15	4	0	0	5	0	0	1	4	9	7	1	0
2011	BOSTON	.321	158	660	119	212	46	5	32	105	3	5	9	52	98	39	15	0
2012	GCL Red Sox	.200	4	10	3	2	1	0	1	3	0	0	0	4	3	0	0	0
	BOSTON	.271	74	303	43	82	18	0	4	26	0	1	0	19	43	14	3	3
	Portland	.222	2	9	1	2	1	0	0	0	0	0	0	0	1	0	0	0
	Pawtucket	.125	2	8	1	1	0	0	0	0	0	0	0	0	1	0	0	0
Major League Totals		.297	581	2335	384	693	124	23	56	261	13	17	24	173	319	189	42	5
Minor League Totals		.313	267	1076	189	337	48	20	11	116	5	4	18	119	132	107	27	8
Red Sox Totals		.297	581	2335	384	693	124	23	56	261	13	17	24	173	319	189	42	5

2002 Selected by the Tampa Bay Rays in the 23rd round of the June draft (did not sign)

2005 Signed by the Boston Red Sox as a first-round selection (23rd overall) in the June draft

ADDITIONAL BATTING STATISTICS

YEAR	CLUB	OBP	SLG	OPS	TB	GDP
2007	BOSTON	.394	.509	.902	59	2
2008	BOSTON	.336	.394	.729	218	9
2009	BOSTON	.355	.415	.770	259	13
2010	BOSTON	.241	.244	.485	19	0
2011	BOSTON	.376	.552	.928	364	8
2012	BOSTON	.313	.370	.682	112	5
Major League Totals		.349	.442	.791	1031	37

DIVISION SERIES RECORD

YEAR	CLUB	AVG.	G	AB	R	H	2B	3B	HR	RBI	SH	SF	HB	BB	SO	SB	CS	E
2007	BOS vs. LAA	.000	2	1	1	0	0	0	0	0	0	0	0	0	0	0	0	0
2008	BOS vs. LAA	.333	4	18	2	6	3	0	0	6	0	0	0	2	2	3	1	0
2009	BOS vs. LAA	.250	3	12	2	3	0	1	0	0	0	0	0	0	2	0	0	0
Division Series Totals		.290	9	31	5	9	3	1	0	6	0	0	0	2	4	3	1	0

LEAGUE CHAMPIONSHIP SERIES RECORD

YEAR	CLUB	AVG.	G	AB	R	H	2B	3B	HR	RBI	SH	SF	HB	BB	SO	SB	CS	E
2007	BOS vs. CLE	.250	5	8	3	2	0	0	0	1	0	0	0	1	1	1	0	0
2008	BOS vs. TB	.000	4	14	0	0	0	0	0	1	0	1	0	1	3	0	0	0
LCS Totals		.091	9	22	3	2	0	0	0	2	0	1	0	2	4	1	0	0

WORLD SERIES RECORD

YEAR	CLUB	AVG.	G	AB	R	H	2B	3B	HR	RBI	SH	SF	HB	BB	SO	SB	CS	E
2007	BOS vs. COL	.438	4	16	4	7	4	0	0	3	0	0	0	2	2	1	0	0

ALL-STAR GAME RECORD

YEAR	CLUB	AVG.	G	AB	R	H	2B	3B	HR	RBI	SH	SF	HB	BB	SO	SB	CS	E
2011	AL at ARI	.000	1	2	0	0	0	0	0	0	0	0	0	0	2	0	0	0

CAREER FIELDING RECORD

YEAR	CLUB	POS	PCT.	G	GS	PO	A	E	TC	DP
2007	BOSTON	OF	1.000	33	28	75	0	0	75	0
2008	BOSTON	OF	1.000	140	129	332	4	0	336	2
2009	BOSTON	OF	.994	153	150	357	4	2	363	1
2010	BOSTON	OF	1.000	18	18	44	0	0	44	0
2011	BOSTON	OF	1.000	154	152	388	6	0	394	3
2012	BOSTON	OF	.982	73	71	164	2	3	169	1
Career Totals		OF	.996	571	548	1360	16	5	138	1

FULL NAME: Jonathan Johnson Gomes

BATS: Right **THROWS:** Right **HEIGHT:** 6-1 **WEIGHT:** 230

OPENING DAY AGE: 32

BORN: November 22, 1980 in Petaluma, CA

RESIDES: Scottsdale, AZ

MAJOR LEAGUE SERVICE: 7 years, 97 days

ACQUIRED: Signed as a free agent on December 1, 2012

SIGNED BY: Hank King (Rays)

CONTRACT STATUS: Signed through 2014



CAREER HIGHLIGHTS

🔴 In 1st season with the Red Sox after signing a 2-year contract with the club on 12/1/12...Veteran OF has also seen major league action over the last 10 seasons with TB (2003-08), CIN (2009-11), WSH (2011), and OAK (2012)...Was TB's 18th-round pick in the June 2001 draft.

🔴 Hit at least 20 home runs in a season 3 times with a career-high 21 for TB in 2005...Has reached double figures in home runs 7 times in his career.

🔴 Has played more games in LF (327) than any other position (DH, 323; RF, 145).

🔴 Is a .284 lifetime hitter (265-for-934) vs. LHP with 50 home runs and a .512 SLG...Ranks 15th in the majors over the last 8 years from 2005-12 with a .900 OPS vs. LHP (min. 1,000 PA vs. LHP).

🔴 Was the Reds' recipient of the MLB Players Alumni Association's Heart and Hustle Award in 2010, selected based on his passion, desire, and work ethic demonstrated both on and off the field.

🔴 When he left the Rays after the 2008 season, owned marks for most homers by a right-handed batter (66) and most HBP (35)...Both marks have since been passed.

🔴 Finished 3rd in American League Rookie of the Year balloting and was named to the *Baseball America* and *Topps* Rookie All-Star Teams in 2005.

🔴 Participated in postseason play with the Reds in 2010 and the A's in 2012...Started Games 1 and 3 for CIN in LF in the 2010 NLDS when the Reds were swept by the Phillies...Pinch-hit for OAK in Game 5, series-ending loss of the 2012 ALDS vs. DET.

2012: Set a career high with a .377 OBP in 99 games for the AL-West Champion A's.

🔴 Led the majors with a .480 AVG (12-for-25) with 2 outs and RISP, the best mark in the American League in 17 years since Rickey Henderson's .486 clip with the A's in 1995 (min. 25 PA)...Hit .311 (19-for-61) with RISP and .306 with runners on base (38-for-124).

🔴 On the road, led the AL with a .409 OBP, .578 SLG, and .987 OPS (min. 150 PA)...Hit 11 of his 18 home runs and drove in 29 of his 47 RBI on the road.

🔴 Hit 18 HR, the 5th-highest single-season total in A's history among players with fewer than 100 games played, and 4th most in 2012 among major leaguers with fewer than 100 games...8 of his homers gave the A's the lead.

🔴 Homered once every 15.5 AB, 2nd-best ratio of his career (14.05 AB/HR in 2009) and 10th best in AL (min. 300 PA).

🔴 Went 7.57 PA per walk (44 BB/333 PA overall)...Only David Ortiz, Mike Napoli, Jose Bautista, and Adam Dunn had both a higher walk rate and home run rate (min. 300 PA).

🔴 Made 58 of his 74 starts against left-handed pitching...Hit .299 (49-for-164) vs. lefties with 11 homers, tied for 9th most in the AL...All 10 doubles also came vs. lefties and his 21 extra-base hits off southpaws tied for 8th in the circuit...Also ranked among AL leaders vs. lefties in OBP (5th, .413), OPS (7th, .974), and SLG (10th, .561).

🔴 Was 12-for-25 (.480) when putting the 1st pitch in play, which ranked 5th in the AL.

🔴 Hit at a .326 clip (30-for-92) with 6 home runs in 26 starts batting 2nd...Also started games in the 4th (21), 5th (15), 6th (10), and 7th (2) spots in the order.

🔴 Started a team-high 46 games at DH, 25 in LF, and 3 in RF.

🔴 Tied for 3rd in the AL with 4 walks in the pinch.

🔴 Homered in 1st game as an Athletic on 3/29 vs. SEA in Tokyo...Went deep for each of 1st 3 hits with OAK, becoming the 1st player in A's history to hit a home run for each of his 1st 3 hits in a season.

🔴 Hit by a Jonathan Broxton pitch with the bases loaded in the bottom of the 12th inning on 4/11 vs. KC to force in the winning run in the A's 5-4 victory...Was the A's 1st walk-off win of the season and his 2nd career walk-off HBP (also 8/21/11 vs. PHI)...Marked his 5th career walk-off RBI (2 HR, 1 BB) and 3rd walk-off HBP in OAK history.

- ⚡ Hit safely in a season-high 7 consecutive games from 5/4-12 (.391, 9-for-23).
- ⚡ Batted .333 (10-for-30) over 14 games during Interleague Play.
- ⚡ Knocked game-winning, pinch-hit 2-run HR in the 7th inning on 6/16 vs. SD, his 3rd career pinch-hit homer.
- ⚡ Posted a .404 OBP after the All-Star break, 5th best in the American League...Hit .295 (39-for-132) with 10 home runs and 26 RBI in 44 games after the break.
- ⚡ Connected for 3rd career grand slam 7/13 at MIN off Francisco Liriano...Finished that game with 5 RBI, his 3rd career game of 5 or more RBI, 1st since career-high 6 on 6/12/10 vs. KC.
- ⚡ Homered in 3 straight games 8/7-12, the 2nd time he has done that in his career (also, 4/22-25/06)...Finished August with 5 home runs and 10 RBI in 12 games.

POSTSEASON: Pinch-hit in the 8th inning of the A's series-ending ALDS Game 5 loss vs. DET and flied out.

2011: Combined to appear in 120 games between CIN and WSH, the 2nd-highest total of his career to 148 tilts in 2010...Traded from Reds to Nationals on 7/26.

- ⚡ Started 68 games in LF, 5 in RF, and 8 at DH between the 2 stops.
- ⚡ Hit .311 (28-for-90) against left-handed pitching.
- ⚡ Was 0-for-28 with 5 walks, a sac fly, and 2 RBI as a pinch-hitter, the most hitless at-bats by a pinch-hitter in a single season since at least 1974 (previous, 27 by Jim Holt with MIN and OAK in 1974).
- ⚡ Was Reds' Opening Day starter in left field 3/31 vs. MIL...Reached base via hit or walk in each of his 1st 11 games from 3/31-4/13, hitting .273 (9-for-33) with a .479 OBP, 3 homers, 10 RBI, and 14 walks over that span.
- ⚡ Drew at least 1 walk in each of his 1st 8 games (12 walks total), the longest such streak of his career...Matched the longest season-opening walk streak by a Red since at least 1916 (Willie Greene, 1998).
- ⚡ Hit 6 of 14 homers in his 1st 14 games...Recorded 9th career multi-HR game 4/16 vs. PIT, going deep twice.
- ⚡ Matched career high with 4 hits on 5/28 at ATL, his 5th career, 4-hit game.
- ⚡ Had best month in June when he batted .320 (16-for-50) in 19 games.
- ⚡ Traded to WSH on 7/26 with cash considerations for minor leaguers Chris Manno (LHP) and Bill Rhinehart (1st baseman).
- ⚡ Hit .320 (8-for-25) over his 1st 10 tilts with the Nationals from 7/28-8/9.
- ⚡ Collected an RBI in 5 straight games from 8/18-8/24 (6 RBI), matching a career-long streak for the 3rd time.
- ⚡ On 8/21 vs. PHI was hit by a Brad Lidge pitch with the bases loaded in the bottom of the 10th inning to lift the Nationals to a 5-4 win.

2010: Established career highs in games (148), at-bats (511), runs (77), hits (136), doubles (24), and RBI (86) in 2nd season with the Reds.

- ⚡ Ranked 8th in the NL in hitting with RISP (.338) and tied for 3rd in sacrifice flies (9)...Was 3rd hardest to double up among all NL batters.
- ⚡ Led the Reds with 126 starts in LF and 74 starts batting 5th in the order...Also made 7 starts at DH.
- ⚡ Re-signed to a 1-year contract for 2010 with an option for 2011 on 2/22 after being non-tendered following the 2009 season.
- ⚡ Hit 2nd career walk-off home run in the 9th inning of a 2-1 win vs. STL on 4/8 off Jason Motte.
- ⚡ Had best month in May when he was a candidate for NL Player of the Month after hitting .364 (32-for-88) with 5 homers and 22 RBI...Ranked among NL leaders in AVG (2nd), SLG (.636, 2nd), and RBI (T-2nd) during the month.
- ⚡ Tied career high with 4 hits for the 4th time in a 15-6 win vs. HOU on 5/28.
- ⚡ Hit a pair of 3-run homers on 6/12 vs. KC to produce a career-high 6 RBI, the most in a game by a Reds batter all season...Marked his 8th career double-digit HR game.
- ⚡ Recorded career-highs with 4 walks and 4 runs scored 8/8 at CHC...Were the most walks in a game by a Reds batter all season and tied for the most runs.
- ⚡ Knocked 100th career homer on 8/25 at SF, a solo shot off Madison Bumgarner.
- ⚡ Hit .323 (20-for-62) with 2 home runs and 9 RBI in his last 16 games of the season while the Reds battled for a division title, including a career-high 11-game hitting streak from 9/14-26 (.349, 15-for-43).
- ⚡ Tabbed as the Reds' recipient of the MLB Players Alumni Association's Heart and Hustle Award, chosen for his passion, desire, and work ethic demonstrated both on and off the field.

POSTSEASON: Started in LF in Games 1 and 3 of the NLDS vs. PHI as the Reds were swept.

2009: Signed with CIN as a minor league free agent and ended the year ranked tied for 3rd among Reds batters with 20 home runs in just 281 at-bats.

- ⚡ Began season at Triple-A Louisville and selected to the Reds roster on 5/22 when Darnell McDonald was designated for assignment and finished the season with CIN.

- ⚡ For the Reds, made 75 starts (33 in each LF and RF, and 9 at DH).
- ⚡ Hit .307 (31-for-101) with 5 home runs and 19 RBI against left-handed pitching.
- ⚡ Served as the Reds' DH in all 9 Interleague road games, hitting .344 (11-for-32) with 3 home runs and 7 RBI.
- ⚡ Snapped a 2-2 tie in the 12th inning of a 4-2 win at WSH on 6/10 with a pinch-hit, RBI-double off Jason Bergmann...Broke a 3-3 tie in the 8th inning of a 5-3 win 7/19 vs. MIL with a 2-run home run off Seth McClung.
- ⚡ Blasted 2 homers on 7/27 vs. SD for 6th career multi-HR game.
- ⚡ Tied a career-high with 3 homers for the 2nd time (also 7/30/05 vs. KC) and collected a then-career high 5 RBI on 8/13 vs. WSH...12 total bases in that game were the most by a Reds batter all season...Became 24th Reds player to hit 3 homers in a game (29th time).
- ⚡ Became a free agent on 12/12 when he was not tendered a contract for the 2010 season.

2008: Played final season in the Rays organization and appeared in a career-major league low 77 games, also spending time with Triple-A Durham.

- ⚡ Began season with the Rays and optioned to Durham on 8/5...Played 26 games with the Bulls over the remainder of the minor league season...Recalled back to TB on 9/13 for rest of regular season.
- ⚡ For the Rays, made 17 starts in RF, 4 in LF, and 24 at designated hitter.
- ⚡ Missed 4/4 contest at NYY while serving a 1-game suspension for his participation in a Spring Training incident involving the Yankees' Shelley Duncan.
- ⚡ Hit his 60th career home run 4/7 at NYY, tying Greg Vaughn's club record for a right-handed batter...Broke the mark 5/1 at BAL (since passed).
- ⚡ Ejected for his participation in an on-field incident on 6/5 at BOS that also involved TB's James Shields and BOS's Coco Crisp...2 days later began serving a 5-game suspension for his actions.
- ⚡ Knocked 2nd career pinch-hit homer on 6/28 at PIT, a solo shot off Damaso Marte on the 15th pitch...No Rays batter had ever homered in a longer plate appearance.

2007: Ranked 3rd on the Rays with 17 homers, trailing Carlos Pena (46) and B.J. Upton (24).

- ⚡ Appeared in 107 games with TB, including 95 starts (45 at DH, 30 in RF, 20 in LF).
- ⚡ Hit everywhere in the lineup except cleanup, including a pair of starts from the leadoff spot (8/12 at TEX and 8/26 vs. OAK), his only career starts in the 1-hole.
- ⚡ Hit .378 (17-for-45) with 5 homers and 10 RBI in 12 tilts against NL teams in Interleague Play.
- ⚡ Made 19 appearances in TB's 1st 48 games before being optioned to Triple-A Durham on 5/28, when Akinori Iwamura came off the DL...Returned to the Rays 6/14 when B.J. Upton went on the DL.
- ⚡ Started 81 of the Rays' last 99 games of the season, hitting .254 (76-for-299) with 16 homers and 44 RBI over that span.

2006: Appeared in 117 games in his 1st full major league season...Missed time down the stretch with a right shoulder injury...Led the Rays with a career-high 61 walks.

- ⚡ Missed the final 37 games of the year because of an impingement in his right shoulder...Didn't play after 8/21, going on the DL on 8/22 due to impingement in his right shoulder...Had arthroscopic surgery to repair the impingement and to clean up fraying in the rotator cuff on 9/5 (Dr. Timothy Kremchek).
- ⚡ Because of right shoulder injury, made 101 of 109 starts as the club's DH...Made other 8 starts in RF.
- ⚡ Knocked 11 home runs in April, a franchise record for any month until Carlos Pena homered 13 times in September 2007...The 11 homers were 2nd-most in the majors in April (Pujols, STL 14)...Was the fastest American Leaguer to 11 homers since KC's Jermaine Dye in 2000...Became the 13th player and the 6th American Leaguer to hit at least 11 home runs in April.
- ⚡ During 12-game stretch from 4/12-25, produced 8 home runs and 16 RBI...Streak began with 1st career grand slam on 4/12 off BAL's Senny Real that snapped a 3-3 tie in the bottom of the 8th of the Rays 7-4 win.

2005: Finished 3rd in the American League Rookie of the Year voting behind OAK's Huston Street and NYY's Robinson Cano...Named to the *Baseball America* and *Topps Rookie All-Star* teams.

- ⚡ Topped ML rookies in SLG (.534), OBP (.372), triples (6, tied with CWS' Tadahito Iguchi), and HBP (a then-club record 14, still a career high)...Led AL rookies in home runs (21, tied with OAK's Nick Swisher) and ranked 2nd in AVG (.282) (min. 350 PA).
- ⚡ With TB, made 14 starts in LF, 34 in RF, and 49 as the designated hitter.
- ⚡ Established a TB rookie record with 21 homers (since broken by Evan Longoria with 27 in 2008)...Previous mark had been 12 by Bubba Trammell during inaugural 1998 campaign.
- ⚡ Began season with Triple-A Durham and recalled 4/21 for 1st stint with TB...Hit 1st major league home run 4/26 at TOR off Ted Lilly.
- ⚡ Optioned back to Durham 5/10 and recalled again to the big league club on 6/13 for remainder of the season.

- ⚡ Hit 1st career walk-off homer in a 5-4 win on 7/9 vs. DET, a 1-out, 2-run shot off Troy Percival...The win snapped TB's 10-game losing streak...The 474-foot homer was the 2nd-longest in Tropicana Field history and, at the time, only the 5th walk-off homer in the last 50 years to snap a losing streak of at least 10 games.
- ⚡ Became the 1st Rays batter to hit 3 home runs in a game on 7/30 vs. KC...Was the team's 1,236th game... Also established another club record with 12 total bases...Was the 20th rookie to hit 3 home runs in a game, 1st since COL's Jose Ortiz did it vs. FLA on 8/17/01.

⚡ Was hit by a pitch 3 times on 8/15 vs. NYY, tying the major league record.

⚡ Threw out Jason Giambi at 2nd base and Bernie Williams at home in the 6th inning on 9/6 at NYY, tying the club record for most OF assists in a game.

2004: Spent most of the season at Triple-A Durham and ranked 6th in the International League with 26 home runs...Made 5 appearances with TB over a stint from 5/18-27.

⚡ 4 of 5 games with TB were starts at DH...Returned to Durham on 5/28 when Fred McGriff was promoted.

⚡ Collected 1st career RBI with a 5th-inning single on 5/20 vs. BOS.

⚡ 26 home runs with Durham tied for 2nd best in the Devil Rays system (Midre Cummings, 27).

⚡ On Durham's DL from 4/22-5/5 with a right groin strain.

2003: In just his 3rd professional season, made major league debut with 8 appearances for the Devil Rays in September...Played most of the year at Double-A Orlando but also saw action with Triple-A Durham.

⚡ Selected to TB roster on 9/12 and made his debut that day at Yankee Stadium with a start at DH...Went 2-for-3 with a double (in his 1st ML at-bat) and single off David Wells, becoming just the 3rd Rays player to collect 2 hits in his big league debut.

⚡ Began season with Orlando and played in 120 tilts before 8/26 promotion to Durham...Led Orlando batters with 17 homers, tied for 4th most in the Southern League, and 56 RBI.

⚡ Appeared in 5 games for Durham during the Bulls' playoff run and hit .316 (6-for-19)...In the postseason, hit .389 (7-for-18) with 3 doubles, a home run and 5 RBI to help Durham to the International League championship.

⚡ Following the season, went 1-for-4 with a home run in 2 games in the USA Olympics qualifying team trials.

⚡ Played for the Mesa Solar Sox of the Arizona Fall League and finished among the league's leaders in home runs (2nd, 8) and RBI (5th, 22).

2002: Named High-A Bakersfield's Player of the Year and a California League All-Star after becoming just the 2nd Rays farmhand to hit 30 home runs.

⚡ Tied for the league lead in homers until Visalia's Jorge Soto homered in his last plate appearance of the season...His brother, Joey, was the New York-Penn League home run champion...Siblings just missed becoming only 2nd pair of brothers to win minor league home run crowns in the same season (Ike and Dan Boone, 1929).

⚡ His 30 HR ranked 5th among all minor leaguers...Placed 2nd in that group in HBP (31) and 5th in SLG (.574).

⚡ Led California League in SLG, extra-base hits (63), runs (102), and total bases (256).

⚡ Established the organization's single-season minor league record with 91 walks.

⚡ Suffered a heart attack on Christmas Eve, the result of a pinched valve...Was hospitalized 5 days following an angioplasty procedure to open the artery.

2001: Tabbed Appalachian League's Player of the Year and a Baseball America Rookie League All-Star in his professional debut.

⚡ Also named Rookie-level Princeton's Player of the Year...Led the Appy League in home runs (16), OBP (.442), SLG (.597), and total bases (123), and finished 2nd in RBI (44), extra-base hits (29) and runs scored (58).

PERSONAL

⚡ Married to Kristi...The couple has 3 children.

⚡ Older brother Joey, also an OF, was drafted by TB in 2002 and played 5 minor league seasons in the Rays and Padres systems.

⚡ Graduated from Casa Grande High School in Petaluma, CA where he earned all-league honors...Had his No. 1 baseball jersey retired as part of the ceremonies on Jonny Gomes Day on 2/11/06.

⚡ Attended Santa Rosa Junior College.

⚡ Has the tattoo "AW" on his right bicep in honor of Adam Westcott, a childhood friend who was killed in a car accident that he was also involved in.

⚡ Has worn "707" on his glove and shoes to honor his hometown of Petaluma (area code 707).

IN THE COMMUNITY

Jonny is exceptionally active in the community...Shortly after signing with the Red Sox, went on the club's tour of Boston in January with some of his teammates, meeting fans, signing autographs, taking photographs, and serving hot chocolate and donuts...Received the 2012 Dave Stewart Community Service Award, given annually to an A's player for charitable contributions throughout Northern California and across the nation, and was a finalist for the 2009 Hutch Award, presented to the major league player who best exemplifies the honor, courage, and dedication of renowned baseball player and manager Fred Hutchinson...When his hometown team from Petaluma reached the Little League World Series in 2012, raised funds for families' transportation and lodging costs at the World Series in South Williamsport, PA...Along with the A's, provided the team with a special batting practice experience and pre-game ceremonies, and he gave each Little Leaguer a new pair of Nike cleats and a Phiten titanium necklace, and made a guest appearance at their celebration dinner in Petaluma...In Petaluma, is also involved with an annual charity baseball clinic, Camp for a Cure, to raise funds for research and treatment of cancer, lupus, and diabetes, and he has sponsored several little league teams...Has supported TroopsDirect, the Wounded Warrior Project, Boys & Girls Clubs, the Juvenile Diabetes Research Foundation, Alternative Family Services, and the David Benzer Torture Cancer Foundation...While with the Rays in 2006, participated in a 5-county "Take Jonny To School" contest and attended school with the contest's winner.

JONNY GOMES' CAREER RECORD

YEAR	CLUB	AVG.	G	AB	R	H	2B	3B	HR	RBI	SH	SF	HB	BB	SO	SB	CS	E
2001	Princeton	.291	62	206	58	60	11	2	16	44	1	4	26	33	73	15	4	7
2002	Bakersfield	.278	134	446	102	124	24	9	30	72	0	1	31	91	173	15	3	7
2003	Orlando	.249	120	442	68	110	28	3	17	56	0	4	16	53	148	23	2	4
	TAMPA BAY	.133	8	15	1	2	1	0	0	0	0	0	1	0	6	0	0	0
	Durham	.316	5	19	2	6	2	1	0	1	0	0	2	2	5	0	0	0
2004	Durham	.256	114	390	73	100	27	1	26	78	0	7	22	51	136	8	5	7
	TAMPA BAY	.071	5	14	0	1	0	0	0	1	0	0	0	1	6	0	0	0
2005	Durham	.321	45	162	34	52	13	0	14	46	0	2	8	30	44	7	1	4
	TAMPA BAY	.282	101	348	61	98	13	6	21	54	1	5	14	39	113	9	5	4
2006	TAMPA BAY	.216	117	385	53	83	21	1	20	59	0	9	6	61	116	1	5	0
2007	Durham	.302	13	43	6	13	2	0	1	7	0	0	2	11	15	4	1	0
	TAMPA BAY	.244	107	348	48	85	20	2	17	49	0	4	7	35	126	12	4	0
2008	Durham	.252	26	107	19	27	11	0	2	14	0	1	3	12	32	0	1	1
	TAMPA BAY	.182	77	154	23	28	5	1	8	21	0	1	7	15	46	8	1	1
2009	Louisville	.282	37	131	18	37	10	1	9	27	0	0	4	12	36	4	1	3
	CINCINNATI	.267	98	281	39	75	17	0	20	51	0	2	5	26	85	3	1	1
2010	CINCINNATI	.266	148	511	77	136	24	3	18	86	0	9	12	39	123	5	3	4
2011	CINCINNATI	.211	77	218	30	46	8	0	11	31	0	4	5	38	74	5	3	1
	WASHINGTON	.204	43	93	11	19	4	1	3	12	0	1	3	10	31	2	0	1
2012	OAKLAND	.262	99	279	46	73	10	0	18	47	1	1	8	44	104	3	1	2
Major League Totals		.244	880	2646	389	646	123	14	136	411	2	36	68	308	830	48	23	14
Minor League Totals		.272	556	1946	380	529	128	17	115	345	1	19	114	295	662	76	18	33

- 2001 Signed by the Tampa Bay Devil Rays as an 18th-round selection in the June draft
- 2009 Signed by the Cincinnati Reds as a minor league free agent on 2/2
- 2010 Re-signed by the Cincinnati Reds as a free agent on 2/22
- 2011 Acquired by the Washington Nationals in exchange for LHP Chris Manno and 1B Bill Rhinehart on 7/26
- 2012 Signed by the Oakland Athletics as a free agent on 2/26
- 2012 Signed by the Boston Red Sox as a free agent on 12/1

ADDITIONAL BATTING STATISTICS

YEAR	CLUB	OBP	SLG	OPS	TB	GDP
2003	TAMPA BAY	.188	.200	.388	3	0
2004	TAMPA BAY	.133	.071	.205	1	0
2005	TAMPA BAY	.372	.534	.906	186	6
2006	TAMPA BAY	.325	.431	.757	166	10
2007	TAMPA BAY	.322	.460	.782	160	1
2008	TAMPA BAY	.282	.383	.666	59	1
2009	CINCINNATI	.338	.541	.879	152	8
2010	CINCINNATI	.327	.431	.758	220	4
2011	CINCINNATI	.336	.399	.735	87	1
	WASHINGTON	.299	.366	.665	34	1
2012	OAKLAND	.377	.491	.868	137	2
Major League Totals		.334	.455	.790	1205	34

DIVISION SERIES RECORD

YEAR	CLUB	AVG.	G	AB	R	H	2B	3B	HR	RBI	SH	SF	HB	BB	SO	SB	CS	E
2010	CIN vs. PHI	.000	2	6	0	0	0	0	0	0	0	0	0	0	3	0	0	0

CAREER FIELDING RECORD

YEAR	CLUB	POS	PCT.	G	GS	PO	A	E	TC	DP
2005	TAMPA BAY	OF	.963	50	48	98	7	4	109	1
2006	TAMPA BAY	OF	1.000	8	8	19	0	0	19	0
2007	TAMPA BAY	OF	1.000	57	50	95	5	0	100	2
2008	TAMPA BAY	OF	.974	30	21	38	0	1	39	0
2009	CINCINNATI	OF	.991	70	66	103	5	1	109	1
2010	CINCINNATI	OF	.981	129	126	197	6	4	207	1
2011	CINCINNATI	OF	.988	54	51	81	1	1	83	0
	WASHINGTON	OF	.979	30	22	46	0	1	47	0
2012	OAKLAND	OF	.971	42	28	65	1	2	68	0
Career Totals		OF	.982	470	420	742	25	14	781	5

CAREER SINGLE-GAME HIGHS

HITS 4, 5 times, last 5/28/11 for CIN vs. ATL
DOUBLES 2, 6 times, last 9/27/09 for CIN at HOU
HOME RUNS 3, 2 times, last 8/13/09 for CIN vs. WSH
RBI 6, 6/12/10 for CIN vs. KC
RUNS SCORED 4, 8/8/10 for CIN vs. CHC
WALKS 4, 8/8/10 for CIN vs. CHC
STRIKEOUTS 4, 5 times, last 4/25/11 for CIN at MIL
STOLEN BASES 2, 2 times, last 5/12/08 for TB vs. NYY
HITTING STREAK 11, 9/14/10-9/26/10
EJECTIONS (2) 7/5/06 vs. BOS (HP, G. Gibson)
6/5/08 at BOS (HP, J. Kellogg)

HOME RUN NOTES

MULTI-HOME RUN GAMES (9)
3-HOME RUN GAMES (2)
Last: 8/13/09 vs. WSH
2-HOME RUN GAMES (7)
Last: 4/16/11 vs. PIT
LEADOFF HOME RUNS (0)
GRAND SLAMS (3)
Last: 7/13/12 at MIN off Francisco Liriano
PINCH-HIT HOME RUNS (3)
Last: 6/16/12 vs. SD off Luke Gregerson
EXTRA-INNING HOME RUNS (2)
Last: 9/22/12 at NYY off Freddy Garcia
GAME-ENDING HOME RUNS (2)
Last: 4/8/10 vs. STL off Jason Motte
INSIDE-THE-PARK HOME RUNS (0)



Daniel Nava, David Ross, Wally the Green Monster, Jonny Gomes, and Ryan Kalish visited the Bunker Hill Monument in January.

FULL NAME: Mauro Alexis Gomez

BATS: Right **THROWS:** Right **HEIGHT:** 6-2 **WEIGHT:** 230

OPENING DAY AGE: 28 (Turns 29 on September 7)

BORN: September 7, 1984 in Bani, DR

RESIDES: Bani, DR

MAJOR LEAGUE SERVICE: 68 days

ACQUIRED: Signed as a minor league free agent on Feb. 2, 2012

SIGNED BY: Manny Batista (Rangers)

CONTRACT STATUS: Signed through 2013



CAREER HIGHLIGHTS

🔴 In 11th pro season and 2nd in the Red Sox organization...Made major league debut with the Sox in 2012.

🔴 Named the 2012 International League MVP after leading the IL with a .589 SLG and placing among league leaders in AVG (2nd, .310), extra-base hits (2nd, 59), homers (T-3rd, 24), doubles (T-3rd, 34), and RBI (5th, 74) in 100 games with Triple-A Pawtucket.

🔴 Earned Mid-Season All-Star honors in the minors in each of the last 4 seasons: Triple-A International League in 2011-12, Double-A Eastern League in 2010, and High-A California League in 2009.

🔴 Has hit .294 (556-for-1,889) with 92 home runs over his last 4 campaigns in the minor leagues.

2012: In 1st season in BOS organization, made his big league debut and appeared in 37 games over 4 stints with the Sox...Also played in 100 games with Triple-A Pawtucket and earned International League MVP honors, the 7th PawSox to receive the honor.

🔴 With the Sox, played 16 games at 1st base (13 GS), 9 games at 3rd base (6 GS), and 7 at DH (4 GS).

🔴 Went 2-for-3 (.667) with 3 RBI with the bases loaded...Hit .423 with RISP (11-for-26), the 2nd-best mark in the majors among batters with at least 25 PA in those situations (ARI's Willie Bloomquist, .435)...Tallied a .405 clip (17-for-42) with runners on, tops in the ML among players with at least 40 PA with runners on.

🔴 Tallied a .315 clip (17-for-54) off ML right-handers, with both homers and 12 of 17 RBI coming off righties.

🔴 Was 18-for-60 (.300) with both homers and 10 RBI in 20 games at Fenway Park...Hit .333 (24-for-72) with 15 RBI in 26 night games.

🔴 Hit safely in 14 of 23 starts with the big league club (25-for-87, .287), including 7 multi-hit efforts.

🔴 Selected to the major league roster on 5/13 and appeared in 2 games over his 1st ML stint before being optioned on 5/20...Made big league debut as defensive replacement at 1st base in the 8th on 5/13 vs. CLE.

🔴 Recalled again on 7/3 and optioned on 7/14...Went 8-for-17 (.471) with 3 doubles and 3 RBI in a 4-game hit streak from 7/4-7 (GM 2), including 1st ML hit on 7/4 at OAK (double off A.J. Griffin in the top of the 2nd)...Collected 1st ML RBI and multi-hit tilt, going 2-for-5 on 7/6 vs. NYY.

🔴 Recalled for 3rd time on 7/18 and optioned after that night's game...Returned 8/18 for remainder of the year.

🔴 On 8/25 vs. KC, set career highs with 4 hits and 3 RBI...Knocked his 1st ML homer in that game, a solo shot in the 2nd inning off Jeremy Guthrie...Became the 1st Red Sox to have a game with at least 4 hits and 3 or more RBI within the 1st 12 games of an ML career since Jody Reed's 6th game on 9/27/87 at MIL (4 H, 3 RBI).

🔴 On 9/7 vs. TOR, his 28th birthday, went 2-for-2 with his 2nd career homer and a career-high-tying 3 RBI after pinch-hitting in the 7th...Was the 1st Red Sox with a pinch-hit on his birthday since Juan Beniquez on 5/13/75 at OAK and the 1st Sox with a pinch-hit RBI on his birthday since Mickey Vernon on 4/22/57 vs. BAL.

🔴 Played 100 games for Pawtucket and led the International League in SLG (.589) and HR/AB ratio (16.13)...Also placed among IL leaders in AVG (2nd, .310), XBH (2nd, 59), homers (T-3rd, 24), doubles (T-3rd, 34), RBI (5th, 74), and total bases (5th, 228)...Appeared in 52 tilts at 1st base, 9 at 3rd, and 39 at DH for the PawSox.

🔴 Joined Jim Rice (1974), Ted Cox (1977), Gary Allenson (1978), Dave Stapleton (1979), Pat Dodson (1986), and Jeff Bailey (2008) as the only players in PawSox franchise-history to earn IL MVP honors.

🔴 Tabbed the starting DH on IL All-Star team but did not play in Triple-A All-Star Game on 7/11 due to call-up.

🔴 After the season, played in 50 games for Leones del Escogido in the Dominican Winter League and hit .242 (44-for-182) with a league-best 38 RBI, 30 walks, and 33 runs...Ranked 3rd among league leaders with 8 home runs...Helped the team win the league's championship with a circuit-best 6 homers and 17 RBI in 22 playoff games.

2011: Named a Mid-Season International League All-Star with ATL's Gwinnett affiliate and led the circuit with 264 total bases in his 1st Triple-A campaign.

Also placed among circuit leaders in AVG (10th, .304), hits (2nd, 154), doubles (5th, 34), home runs (T-3rd, 24), RBI (4th, 90), SLG (4th, .522), extra-base hits (2nd, 60), runs (4th, 76), and intentional walks (T-1st, 6).

Finished 3rd among Braves minor leaguers in HR and RBI, and 6th in AVG...Appeared in career-high 135 tilts.

Hit .309 against left-handers (46-for-149) and .303 (108-for-357) against righties...Ranked 2nd in the league with a .413 AVG (33-for-80) in April.

Batted .321 (71-for-221) over his last 61 games beginning 7/1, 5th best in the IL in that time...Drove in 27 runs over 27 July games, tied for the league's most RBI in July.

Went deep in 3 straight games, 5/5-7 at Rochester and again from 7/19-21 vs. Louisville.

On 7/25 at Norfolk, went 4-for-5 with a triple, 2 homers, and a career-high 8 RBI, including an 8th-inning grand slam, in a game resumed on 8/31 after being suspended on 7/25...Set Gwinnett's single-game RBI record.

Named International League Player of the Week for 8/22-28...Led the IL with a .520 AVG (13-for-25) and tied for the league lead in hits and total bases (22) in that time while tallying 3 doubles, 2 homers, and 5 RBI.

Following the season, combined to play 40 games with Toros del Este and Leones Escogido of the Dominican Winter League, placing 3rd in the league with 23 walks...Also hit .317 (32-for-101) with 6 homers and 23 RBI in 27 playoff games for Escogido...Tied for the DWL playoff lead in hits and finished 2nd in homers, RBI, SLG (.545), and extra-base hits (10).

2010: Named a Mid-Season Southern League All-Star in his 1st Double-A season...Spent his 1st season in the Braves organization with Mississippi.

Led the Southern League and topped Braves farmhands with a career-high 42 doubles...Tied for the SL lead with 60 extra-base hits (tied) and ranked 4th in the circuit with 233 total bases...Topped Southern League 1st basemen in games (125), chances (1,120), putouts (1,038), and assists (75).

Finished among organizational leaders in hits (4th, 139), home runs (T-2nd, 16), RBI (2nd), runs (T-4th, 67), and OPS (4th, .820).

Hit a grand slam on 5/14 vs. Chattanooga and was named Southern League Player of the Week for 5/10-16... Also earned the honor for 6/28-7/5.

Selected as the club's Player of the Month for both June (.286 AVG, 9 2B, 3B, 2 HR, 18 RBI) and August (.312, 7 2B, 6 HR, 19 RBI).

After the season, hit .279 (34-for-122) with 4 doubles, a triple, 4 homers, and 21 RBI in 37 games with Toros del Este of the Dominican Winter League.

2009: Returned to High-A Bakersfield and hit a career-high 28 homers in last year in TEX system.

His 28 roundtrippers and 66 extra-base hits tied for 13th among all minor leaguers...Ranked 15th among that group with 268 total bases...Finished 4th in the California League in homers and 5th in AB/HR ratio (17.89).

Named to the California League All-Star Team at DH...Also played 1st base and 3rd base on the year.

Notched a pair of 6-RBI games, 4/22 at Visalia and 9/5 vs. Rancho Cucamonga.

Earned California League's final Batter of the Week honor for 8/31-9/7, hitting .414 (12-for-29) with 2 doubles, a triple, 4 homers, and 14 RBI in his last 7 games.

Posted 10-game hitting streaks from 4/29-5/8 (.375, 15-for-40) and 5/15-25 (.333, 18-for-45).

Hit .321 (9-for-28) with a homer and 7 RBI in 8 playoff games for the Blaze.

Appeared in 26 games for Toros del Este of the Dominican Winter League.

2008: Appeared in 80 games, including just 21 tilts after 6/20, at High-A Bakersfield.

Played 67 games at 1st base, 2 at 3rd base, and 11 as DH.

2007: Played entire season with Single-A Clinton, finishing among Midwest League leaders in home runs (3rd, 21), total bases (5th, 221), and times hit by a pitch (1st, 18).

Named Rangers Player of the Month for July after batting .359 (37-for-103) with a league-leading 12 home runs and 31 RBI...His 12 July homers tied for the most among all minor leaguers...Had 3 multi-homer efforts in a 13-game stretch from 7/18-31.

Topped the LumberKings in homers and runs (72), ranked 2nd in RBI (74), and 3rd in doubles (28).

Named Midwest League's Batter of the Week for 7/16-22, hitting 5 homers with 9 RBI and a .400 AVG (12-for-30) in that stretch.

2006: Combined to bat .284 (73-for-257) with 17 doubles, 2 triples, 7 homers, and 39 RBI over 70 games between High-A Bakersfield and the Rookie-level Arizona League.

Started the season at Bakersfield and batted .280 (14-for-50) with 3 doubles, a home run, and 9 RBI over 13 games before landing on the DL on 5/10 with a hamate fracture in his right hand.

⚾ Played an 11-game rehab stint with the AZL Rangers from 6/22-7/4, with hits in 10 of those contests, and was reinstated on 7/6.

⚾ Finished the year batting 41-for-163 (.252) in 46 games for the Blaze.

2005: Limited to 4 games in the Rookie-level Arizona League due to injury.

⚾ Did not appear in a game after 6/26 after suffering a right ankle fracture.

2004: Spent the entire season with the Rookie-level Arizona League Rangers.

⚾ Appeared exclusively at 3rd base.

⚾ Began season with a .303 clip (23-for-76), 7 doubles, 2 triples, a HR, and 10 RBI in 20 tilts over June and July.

2003: Made his pro debut for the Rangers Dominican Summer League squad.

PERSONAL

⚾ Married to Jennifer...Has a daughter, Alexa.

IN THE COMMUNITY

In his 1st season in the Red Sox organization in 2012, Mauro participated in both player on-field photo days during stints with the big league club.

MAURO GOMEZ'S CAREER RECORD

YEAR	CLUB	AVG.	G	AB	R	H	2B	3B	HR	RBI	SH	SF	HB	BB	SO	SB	CS	E
2003	DSL Rangers	.236	63	229	36	54	12	0	2	30	1	4	7	24	37	3	0	--
2004	AZL Rangers	.246	34	126	12	31	9	2	1	16	2	0	0	10	33	0	2	12
2005	AZL Rangers	.385	4	13	5	5	2	0	1	4	0	1	0	3	2	0	0	3
2006	Bakersfield	.258	59	213	25	55	14	2	4	25	0	2	1	6	71	1	0	15
	AZL Rangers	.409	11	44	9	18	3	0	3	14	0	0	1	5	5	1	1	1
2007	Clinton	.262	132	497	72	130	28	0	21	74	0	3	18	23	115	2	3	19
2008	Bakersfield	.244	80	316	30	77	13	0	8	41	1	2	3	14	93	0	0	7
2009	Bakersfield	.285	124	501	75	143	35	3	28	94	0	4	7	31	141	1	0	6
2010	Mississippi	.281	133	495	67	139	42	2	16	80	0	8	10	46	122	1	2	13
2011	Gwinnett	.304	135	506	76	154	34	2	24	90	1	6	6	38	131	6	2	10
2012	Pawtucket	.310	100	387	65	120	34	1	24	74	0	1	3	35	88	1	0	7
	BOSTON	.275	37	102	14	28	5	2	2	17	0	1	0	8	26	0	0	5
Major League Totals		.275	37	102	14	28	5	2	2	17	0	1	0	8	26	0	0	5
Minor League Totals		.281	812	3098	436	872	214	12	130	512	4	27	49	211	801	13	10	93
Red Sox Totals		.275	37	102	14	28	5	2	2	17	0	1	0	8	26	0	0	5

2003 Signed by the Texas Rangers as an international free agent on 3/24

2009 Signed by the Atlanta Braves as a minor league free agent on 11/9

2012 Signed by the Boston Red Sox as a minor league free agent on 2/2

ADDITIONAL BATTING STATISTICS

YEAR	CLUB	OBP	SLG	OPS	TB	GDP
2012	BOSTON	.324	.422	.746	43	4

CAREER FIELDING RECORD

YEAR	CLUB	POS	PCT.	G	GS	PO	A	E	TC	DP
2012	BOSTON	3B	.778	9	6	7	7	4	18	0
		1B	.992	16	13	112	14	1	127	13
Career Totals		1B	.992	16	13	112	14	1	127	13
		3B	.778	9	6	7	7	4	18	0

CAREER SINGLE-GAME HIGHS

HITS	4, 8/25/12 vs. KC
DOUBLES	2, 7/7/12 vs. NYY
HOME RUNS	1, 2 times, last 9/7/12 vs. TOR
RBI	3, 2 times, last 9/7/12 vs. TOR
RUNS SCORED	3, 9/14/12 at TOR
WALKS	2, 8/26/12 vs. KC
STRIKEOUTS	3, 9/25/12 vs. TB
STOLEN BASES	None
HITTING STREAK	4, 7/4/12-7/7/12
EJECTIONS	None

FULL NAME: Mark Alan Hamilton
BATS: Left **THROWS:** Left **HEIGHT:** 6-4 **WEIGHT:** 220
OPENING DAY AGE: 28 (Turns 29 on July 29)
BORN: July 29, 1984 in Baltimore, MD
RESIDES: Metairie, LA
MAJOR LEAGUE SERVICE: 80 days
ACQUIRED: Signed as a minor league free agent on Dec. 31, 2012
SIGNED BY: Scott Nichols (Cardinals)
CONTRACT STATUS: Signed through 2013



NON-ROSTER INVITEE

CAREER HIGHLIGHTS

- Entering his 8th professional season and 1st with the Red Sox.
- Spent the 1st 7 years of his career in the Cardinals organization...Saw major league action with STL in parts of the 2010 and 2011 seasons.
- Has appeared in exactly 600 career games in the minor leagues...Defensively, has appeared in 435 games at 1st base, 57 in left field, and 3 in right field.
- Owns a .291 AVG, .385 OBP, and .494 SLG with 41 home runs in 277 career Triple-A games.

2012: Spent the entire season with Triple-A Memphis where he drew a professional-high 51 walks in 90 games.

- Finished tied for the team lead in walks...Ranked 3rd in home runs (15) and 4th in RBI (51).
- Hit a pair of solo home runs on 6/15 vs. New Orleans (G2).
- Batted .299 (23-for-77) in 24 games in July...Had 19 walks in that month and a .434 OBP.
- Had season-high 4 hits, 7/16 at Albuquerque...Had a pair of 4 RBI tilts, both vs. Oklahoma City (7/3 and 7/22).
- Drove in at least 1 run in 5 straight games (10 RBI total), 7/20-7/24...Started that streak with a 2-run, pinch-hit home run on 7/20 vs. Oklahoma City.
- Appeared in 3 games with Algodoneros de Guasave in the Mexican Pacific League after the season.

2011: Split the season between Triple-A Memphis, where he led the team with a .345 AVG (87-for-252), and STL where he led the club in pinch hits (7).

- Began the year at Memphis and hit safely in 52 of his 69 games (75%)...Had 26 multi-hit games which included two 4-hit games.
- Ranked 3rd on the team with 26 doubles...Had a season-high 3 doubles, 8/21 at Albuquerque.
- Hit .373 (28-75) vs. LHP and .333 (59-177) vs. RHP.
- With runners in scoring position, batted .370 (30-for-81)...Hit .500 (6-for-12) with the bases loaded.
- Was recalled after 11 games on 4/20, his 1st of 3 major league stints on the season.
- Batted .333 (5-for-15) with 3 RBI from 6/28-7/5 while Albert Pujols was on the disabled list.
- Got a pinch-hit single and scored an insurance run in his season debut, 4/20 vs. WSH (G1).
- Beat out an infield single with a head-first slide that drove in the winning run in the Cardinals' 1-0 win, 7/4 vs. CIN.
- Finished tied for 2nd among all major league rookies in both pinch hits (7) and pinch at-bats (28).
- Appeared in a total of 38 games for STL...Made 5 starts, 3 at 1st base and 2 as a DH.
- Played for both Gigantes del Cibao in the Dominican Winter League (7 games) and Naranjeros de Hermosillo in the Mexican Pacific League (39 games) after the season...Hit .265 (40-for-151) with 31 RBI for Hermosillo.

2010: Led Triple-A Memphis with 18 homers and made big league debut with the Cardinals in September.

- Started the year on the DL and joined Memphis on 4/29.
- Belted his 2nd professional grand slam on 5/20 at Sacramento.
- Hit .278 (25-for-90) over his 1st 26 games before going back on the DL.
- Was transferred to the Rookie-level GCL Cardinals and appeared in 9 games, all at 1st base, 6/26-7/11.
- Returned to Memphis on 7/13...Went 4-for-5 with 2 homers, 6 RBI, and 3 runs scored on 8/29 vs. Round Rock.

HAMILTON

- 👉 Hit .326 (61-for-187) with 17 home runs and 54 RBI against RHP and .225 (16-for-71) against with 1 home runs and 6 RBI against LHP.
- 👉 Over his last 9 regular season games for Memphis, hit .432 (16-for-37) with 13 RBI.
- 👉 Batted .360 (9-for-25) with 2 home runs and 8 RBI in 6 Pacific Coast League playoff games.
- 👉 Was recalled by STL on 9/18...Appeared in 9 games for the Cardinals and made 2 starts (both at 1st base).
- 👉 Made his major league debut as a pinch-hitter on 9/20 at FLA.
- 👉 Singled off James McDonald for 1st major league hit, 9/29 vs. PIT...Finished game with a career-high 2 hits.

2009: Combined to hit .307 (90-for-293) with 14 HR and 47 RBI between Double-A Springfield and Triple-A Memphis.

- 👉 Among all Cardinals minor leaguers, finished tied for 5th in home runs (14) and tied for 8th in doubles (22).
- 👉 Committed only 1 error in 490 total chances between both clubs (59 games at 1st base and 1 in left field).
- 👉 Hit .304 (24-for-79) with runners in scoring position between both levels.
- 👉 Began the season with Springfield where he hit safely in 34 of his 48 games...Strung together 5 consecutive multi-hit games in the midst of an 8-game hitting streak from 6/16-6/23 (.464 AVG, 13-for-28).
- 👉 Was named a Texas League All-Star but was transferred to Memphis on 6/27 and could not participate.
- 👉 Had 2 stints on the DL due to a left groin injury, 5/23-6/9 and 7/14-7/26.
- 👉 Belted a pair of home runs and finished 4-for-5 with 4 RBI on 7/27 at New Orleans.
- 👉 Played for Gigantes del Cibao in the Dominican Winter League after the season.

2008: Appeared in 70 games for Double-A Springfield before a left wrist fracture in July ended his season.

- 👉 Batted .322 (19-for-59) over his 1st 15 games.
- 👉 Hit his 1st professional grand slam, 4/10 at Frisco...Belted a pair of home runs, 5/30 vs. San Antonio.
- 👉 Recorded a season-best 4 hits, 6/16 at Arkansas.
- 👉 Went on the DL with the left wrist fracture on 7/2.

2007: Led all Cardinals minor leaguers with a combined 90 RBI for High-A Palm Beach and Double-A Springfield...Finished tied for 6th in the system with 19 home runs.

- 👉 Was a Florida State League All-Star for Palm Beach...Was the runner-up in the FSL Home Run Derby.
- 👉 Earned FSL Player of the Week honors, 5/7-5/13...Belted 2 home runs, 5/9 vs. Dunedin.
- 👉 Hit a then Palm Beach-record 3 home runs on 6/4 at Clearwater...Had a season-high 6 RBI in that game.
- 👉 Was transferred to Springfield on 6/19...Named Texas League Player of the Week, 7/9-7/15...Hit .458 (11-for-24) in that span.
- 👉 Went 4-for-6 with 3 home runs and 7 RBI in Game 3 of the TL semi-finals playoffs...Finished with 9 RBI in the TL playoffs, the 2nd-most among all players.
- 👉 Played for Mesa in the Arizona Fall League after the season.

2006: Split 1st professional season between Short-A State College and Single-A Quad Cities.

- 👉 His 8 home runs for State College were tied for the most among all New York-Penn League players.
- 👉 Had his 1st professional multi-home run game on 6/29 at Batavia.
- 👉 Was transferred to Quad Cities on 7/24.
- 👉 Batted .464 (13-for-28) over his 1st 7 games for Quad Cities...Had 5 multi-hit games in that span.
- 👉 Combined to hit .304 (28-for-92) with runners in scoring position between both teams.

PERSONAL

- 👉 Married to Lauren...The couple has a daughter, Lillian Grace (8/16/10).
- 👉 Is a graduate of Episcopal High School in Houston, TX...Was a *Baseball America* First Team All-American and finished hitting .491 with 25 home runs and 166 RBI.
- 👉 Attended Tulane University...Was honored as the 2006 Conference USA Player of the Year, a *Baseball America* First Team All-American at 1st base, and an *ESPN the Magazine* Academic All-District with a major in Molecular Biology.

MARK HAMILTON'S CAREER RECORD

YEAR	CLUB	AVG.	G	AB	R	H	2B	3B	HR	RBI	SH	SF	HB	BB	SO	SB	CS	E
2006	State College	.264	30	106	18	28	3	1	8	24	0	1	1	13	24	1	1	4
	Quad Cities	.254	38	142	16	36	8	0	3	25	0	0	1	10	32	0	0	1
2007	Palm Beach	.290	60	221	31	64	12	0	13	49	0	2	1	20	48	1	0	3
	Springfield	.250	68	248	32	62	15	0	6	41	2	1	1	24	54	1	1	8
2008	Springfield	.241	70	245	27	59	11	0	8	29	0	0	1	35	67	0	0	2
2009	Memphis	.308	46	130	22	40	11	0	6	19	0	0	1	13	34	0	0	0
	Springfield	.307	48	163	26	50	11	0	8	28	0	0	4	28	46	0	1	1
2010	Memphis	.298	72	258	53	77	20	0	18	60	0	6	7	35	70	0	0	5
	ST. LOUIS	.143	9	14	0	2	0	0	0	0	0	0	0	1	5	0	0	0
	GCL Cardinals	.296	9	27	2	8	1	0	2	2	0	0	1	4	9	0	0	2
2011	Memphis	.345	69	252	46	87	26	0	2	39	0	5	4	42	44	0	0	3
	ST. LOUIS	.213	38	47	5	10	3	0	0	4	0	0	0	4	16	0	0	0
2012	Memphis	.231	90	303	43	70	12	0	15	51	0	4	1	51	84	1	0	2
Major League Totals		.197	47	61	5	12	3	0	0	4	0	0	0	5	21	0	0	0
Minor League Totals		.277	600	2095	316	581	130	1	89	367	2	19	23	275	512	4	3	31

2006 Signed by the St. Louis Cardinals as a supplemental second-round selection in the June draft

2012 Released on 8/19

2012 Signed by the Boston Red Sox as a minor league free agent on 12/31

ADDITIONAL BATTING STATISTICS

YEAR	CLUB	OBP	SLG	OPS	TB	GDP
2010	ST. LOUIS	.200	.143	.343	2	0
2011	ST. LOUIS	.275	.277	.551	13	1
Major League Totals		.258	.246	.503	15	1

CAREER FIELDING RECORD

YEAR	CLUB	POS	PCT.	G	GS	PO	A	E	TC	DP
2010	ST. LOUIS	1B	1.000	4	2	23	1	0	24	3
2011	ST. LOUIS	OF	-	2	0	0	0	0	0	0
		1B	1.000	8	3	24	0	0	24	1
Career Totals		1B	1.000	12	5	47	1	0	48	4
		OF	-	2	0	0	0	0	0	0

SINGLE-GAME HIGHS

HITS	2, 9/29/10 for STL vs. PIT
DOUBLES	1, 3 times, last 7/3/11 for STL at TB
HOME RUNS	None
RBI	1, 4 times, last 7/5/11 for STL vs. CIN
RUNS SCORED	1, 5 times, last 7/5/11 for STL vs. CIN
WALKS	1, 5 times, last 7/3/11 for STL at TB
STRIKEOUTS	2, 6/9/11 for STL at HOU
STOLEN BASES	None
HITTING STREAK	3, 7/3/11-7/5/11
EJECTIONS	None

FULL NAME: Joel Ryan Hanrahan

BATS: Right **THROWS:** Right **HEIGHT:** 6-4 **WEIGHT:** 250

OPENING DAY AGE: 31

BORN: October 6, 1981 in Des Moines, IA

RESIDES: Frisco, TX

MAJOR LEAGUE SERVICE: 5 years, 65 days

ACQUIRED: From Pittsburgh with INF Brock Holt in exchange for RHPs Mark Melancon and Stolmy Pimentel, INF Ivan De Jesus, and 1B/OF Jerry Sands on December 26, 2012

SIGNED BY: Mitch Webster (Dodgers)

CONTRACT STATUS: Signed through 2013



CAREER HIGHLIGHTS

🔴 Enters 1st season with the Red Sox after being acquired in a 6-player deal on 12/26/12...Has logged 436 strikeouts in 397.1 innings with 96 saves during his 6-year major league career with the Nationals (2007-09) and Pirates (2009-12).

🔴 Has been named an All-Star in each of the last 2 years for PIT, his 1st 2 seasons as a closer...Joins ATL's Craig Kimbrel are the only players with at least 35 saves and an ERA under 3.00 in both 2011 and 2012.

🔴 Over the last 2 seasons, ranked 4th among National League relievers with 76 saves (4th)...Among NL relievers with at least 100.0 innings from 2011-12, placed 4th in ERA (2.24) and 10th in opponent AVG (.205).

🔴 Named Pirates team MVP in 2011 as the Pittsburgh Chapter of the BBWAA's Roberto Clemente Award winner...That year, ranked 4th among NL relievers with a 1.83 ERA (14 ER/68.2 IP) and collected 40 saves.

🔴 Notched 265 strikeouts in 238 relief appearances (229.1 IP) with PIT...While with the Pirates (6/30/2009-2012), ranked 4th in the majors with a 2.59 ERA and 5th with 10.4 strikeouts per 9.0 innings (min. 250.0 IP).

🔴 Is averaging 10.2 strikeouts per 9.0 IP since becoming a full-time reliever in 2008 (393 K's/346.1 IP)...During that stretch, only CHC's Carlos Marmol has a higher K-rate (12.6) while pitching at least 340.0 innings out of the bullpen.

🔴 Has made 342 consecutive relief appearances since his last start on 9/23/07 for WSH vs. PHI.

2012: Finished 5th in the NL with both 36 saves and a 90.0 percent conversion rate (40 chances) in his 2nd straight All-Star campaign.

🔴 Recorded 67 strikeouts in 59.2 IP and tallied a 2.72 ERA (18 ER)...Did not allow any of 7 inherited runners to score.

🔴 Held opponents to a .187 clip (40-for-214), 6th best among qualifying NL relievers...Limited left-handers to a .135 clip (14-for-104), 3rd among major leaguers (min. 120 BF).

🔴 His .131 opponent AVG (8-for-61) ranked 2nd among NL hurlers (min. 65 BF).

🔴 Posted a 1.64 ERA (6 ER/33.0 IP) in 34 appearances at PNC Park.

🔴 Converted all 5 save chances and did not give up a run in 7 games against AL opponents (7.0 IP).

🔴 Led the major leagues with 31 saves and 34 save chances through 7/27, and had a 2.18 ERA (10 ER/41.1 IP) in that time...After that point, saw only 6 save opportunities and posted a 3.93 ERA (8 ER/18.1 IP).

🔴 Was on Bereavement List from 5/10-12.

🔴 Converted 16 straight save opportunities from 7/4-9/17, the 2nd-longest streak of his career...Gave up just 8 hits in 14.2 innings during those games.

🔴 Struck out only batter faced (KC's Billy Butler) in the All-Star Game on 7/10 in KC...Also threw a wild pitch.

🔴 Was scored upon just once in 13 games from 8/5-9/10 (1 ER/11.1 IP), including 9 straight scoreless outings from 8/5-29 (8.1 IP).

🔴 Named the No. 3 reliever in the NL in *Baseball America's* Major League Best Tools Survey by managers.

2011: Racked up 40 saves in his 1st season as a closer and was selected to the NL All-Star Team... Finished 4th among NL relievers with a 1.83 ERA (14 ER/68.2 IP) and was 5th in saves.

🔴 Named Pirates MVP by the Pittsburgh Baseball Writers.

🔴 Allowed just 2 of 16 inherited runners to score (12.5%).

🔴 Converted 40 of his 44 save opportunities (90.9%)...Was the 3rd-highest single-season save total in Pirates history after Mike Williams (46 in 2002) and Jose Mesa (43 in 2004).

🔴 Converted his 1st 26 save chances of the season through 7/8 before 1st blown save on 7/17...Established club record with 26 saves prior to the All-Star break...Also set the club record for most consecutive saves in a season.

- Was scored upon just 7 times (6 ER) in his 1st 52 games through 8/15...Had a 1.01 ERA (53.1 IP) following his outing on 8/15.
- Had 3 multi-inning saves: 4/4 at STL (1.1 IP), 4/17 at CIN (1.2 IP), and 7/28 at ATL (1.1 IP).
- Faced 3 batters in the All-Star Game played in ARI on 7/12, and allowed 1 hit with 1 strikeout in 0.1 innings.
- 1st 2 blown saves came in the 8th inning...Suffered 1st 9th-inning blown save on 8/21 vs. CIN (2 R in 0.2 IP).
- Tied as the No. 2 reliever in the NL in *Baseball America's* 2012 Major League Best Tools Survey by managers.

2010: Established a career high with 72 appearances and 100 strikeouts in his 1st full season with the Pirates.

- Ranked 4th among major league relievers in strikeouts, trailing only CHC's Carlos Marmol (138), WAS's Tyler Clippard (112), and ATL's Billy Wagner (104)...Placed 3rd among qualifying ML relievers with 12.9 K's per 9.0 innings, behind Marmol (16.0) and Wagner (13.5).
- Was the 1st PIT pitcher with 100 K's in relief since Don Robinson whiffed 101 in 1984...Ranked 2nd on the Pirates staff in strikeouts behind Paul Maholm (102).
- Led the club with a career-high 18 holds, doubling his next-highest single-season total of 9 in 2009.
- Began the season on the 15-day DL due to a right elbow flexor muscle strain...Made 2 rehab appearances with High-A Bradenton and was reinstated to the active roster on 4/12.
- Gave up a career relief-high 6 runs in 1.0 inning a 20-0 loss vs. MIL on 4/22...Excluding that outing, had a season ERA of 2.88 (22 ER/68.2 IP).
- Was scored upon just once in 15 tilts from 6/1-7/7 (1.20 ERA, 2 ER/15.0 IP), dropping his ERA from 5.66 to 3.79.
- Made 4 appearances longer than 1.0 inning, including a season-high 2.0 frames on 6/12 at DET without allowing a run.
- Did not surrender a run in his 1st 8 games following the All-Star break (8.0 IP), lowering his season ERA to 3.35, his lowest mark since mid-April.
- Had 17 holds and no saves through 8/2...After that point earned all 6 saves and just 1 hold...Save on 8/3 vs. CIN was his 1st since 5/24/09 with WSH.
- Posted a 2.21 ERA (5 ER/20.1 IP) and 31 strikeouts in his final 21 appearances beginning 8/12.
- Went 6-for-8 in 9th-inning save situations...Also had 2 blown saves in the 8th inning.

2009: Had a 1.72 ERA (6 ER/31.1 IP) and 37 strikeouts in 33 games with PIT after being acquired in a trade from WSH on 6/30.

- Made 67 appearances between the 2 clubs, going 1-4 with 5 saves and a 4.78 ERA (34 ER/64.0 IP).
- Totalled 72 strikeouts on the year and averaged 10.1 strikeouts per 9.0 innings, the 10th-best rate among NL relievers with at least 60.0 IP.
- Did not give up a home run while pitching with PIT...His 31.1 innings for the club were the 5th most among major league hurlers who did not surrender a homer beginning 7/1.
- Gave up 3 runs in his 1st 3 games with PIT (2.1 IP) before posting a 0.93 ERA (3 ER/29.0 IP) in his final 30 games with the club beginning on 7/12...Was the 4th-lowest ERA among major league relievers with at least 25.0 innings in that time.
- Began the season with WSH and earned 1st 2 saves with the Nats in back-to-back outings on 4/20-21 vs. ATL.
- Acquired by PIT on 6/30 with OF Lastings Milledge in exchange for LHP Sean Burnett and OF Nyjer Morgan...Reported to the club on 7/1 and made Pirates debut that night vs. CHC, hurling a scoreless inning.
- Credited with the win for WSH vs. HOU in a game suspended on 5/5 while spending off day with Pirates in PHI on 7/9.
- Tossed a season-high 2.1 innings on 7/22 vs. MIL, fanning 3 batters without allowing a run.
- Did not allow an earned run (3 R) over his last 15 outings of the season beginning 8/19 (15.2 IP).
- Pitched 2.0 scoreless innings on 9/15 at LAD and missed the next 11 games due to a tender elbow...Returned to conclude his season with scoreless outings on 9/27 vs. LAD (1.0 IP) and 10/2 at CIN (1.0 IP).
- Prior to the season, served as the closer for Team USA in the World Baseball Classic...Posted a 1.80 ERA (1 ER/5.0 IP) in 6 games.

2008: Spent 1st full season in the majors with WSH...Pitched exclusively in relief for the 1st time in his pro career after never before making more than 2 relief outings in a season.

- Ranked 2nd in the majors with 93 strikeouts in relief...Also placed 3rd among NL relievers with a career-high 84.1 innings, and was 2nd among that group with 42 walks.
- Led WSH's bullpen with 6 wins, tied for 5th among major league relievers...Tied SD's Heath Bell with the ML lead with 4 wins out of the bullpen in June.

- ⚡ Moved into the closer's role on 7/22 after Jon Rauch was traded to ARI and converted 9 of 13 save opportunities.
- ⚡ Recorded 1st major league save on 8/3 vs. CIN.
- ⚡ Earned saves in both games of a doubleheader on 8/7 at COL.
- ⚡ Did not allow a run while recording the 1st 2.0-inning save in Nationals history on 8/21 at PHI.

2007: Split the season between Triple-A Columbus and WSH in major league debut season.

- ⚡ Began the year with Columbus, where he allowed more than 3 earned runs in just 2 of 15 starts.
- ⚡ Recalled by WSH on 7/28 to start the 2nd game of a doubleheader at NYM...Made major league debut that night and received a no-decision, allowing 3 runs in 6.0 innings with 7 strikeouts.
- ⚡ Tripled in 1st career plate appearance on 7/28, becoming the 1st pitcher making a big league debut to triple in his 1st career plate appearance since LAD's Doug Rau on 9/2/72 at STL.
- ⚡ Earned 1st major league win in his next start on 8/4 vs. STL after limiting the Cardinals to 1 run in 5.0 innings.
- ⚡ Doubled in 2nd start on 8/4 and again in his next outing on 8/9 at SF...Became the 1st pitcher to record an extra-base hit in each of his 1st 3 big league starts since NYG's Clint Hartung in 1947...Since 1916, no other pitcher has an extra-base hit in each of his 1st 3 big league appearances.
- ⚡ Was 3-1 with a 3.42 ERA in his 1st 5 starts through 8/21...Was the franchise's 1st pitcher to post 3 wins in his 1st 5 ML starts since Mike Thurman from 1997-98.

2006: Combined to go 11-5 with a 3.58 ERA (56 ER/140.2 IP) in 26 starts between LAD's Double-A Jacksonville and Triple-A Las Vegas affiliates.

- ⚡ Began the season with the Suns and went 7-2 with a 2.58 ERA (19 ER/66.1 IP) and 67 strikeouts...Was charged with more than 3 runs just once in 12 starts with the Suns.
- ⚡ Fanned 10 batters in 5.0 innings on 5/31 at Montgomery.
- ⚡ Named Southern League Pitcher of the Week for 6/5-11 after totaling 13.0 scoreless innings in his last 2 starts for the Suns.
- ⚡ Was on the DL from 5/6-15 with a strained right hamstring.
- ⚡ Concluded the season with 14 starts for Las Vegas following a 6/18 promotion.
- ⚡ Signed with WSH as a free agent on 11/1.

2005: Earned 10 wins in 28 games (26 starts) between High-A Vero Beach and Double-A Jacksonville in the Dodgers system.

- ⚡ Began season with 5 starts at Vero Beach and was charged with 3 earned runs or less 4 times.
- ⚡ Promoted to Double-A Jacksonville on 5/11, where he spent remainder of the season, making 23 starts and 2 relief appearances.
- ⚡ Went 2-2 with a 2.92 ERA (8 ER/24.2 IP) in 5 games (4 starts) during the month of July.

2004: Returned to Triple-A Las Vegas, where he spent the entire season.

- ⚡ Made all but 3 appearances in the starting rotation...Was 6-7 with a 4.73 ERA (112.1 IP/59 ER) in 22 starts.
- ⚡ Did not allow an earned run (2 R) in a 6.0-inning start on 7/2 vs. Fresno.
- ⚡ Was on the DL from 5/23-6/2 with right shoulder stiffness.

2003: Named the Double-A Southern League's Most Outstanding Pitcher while spending most of the season with Jacksonville.

- ⚡ Went 10-4 and led the league with a 2.43 ERA (36 ER/133.1 IP)...Held opponents to 1 earned run or less in 16 of his 23 starts for Jacksonville...Gave up more than 3 earned runs just twice.
- ⚡ Finished 3rd in the Southern league with 130 strikeouts.
- ⚡ Selected to the Southern League's mid-season All-Star team...Also selected as the right-handed pitcher on the Topps Double-A All-Star squad.
- ⚡ Named to *Baseball America's* Double-A All-Star team and as having the best curveball in the Southern League by the publication.
- ⚡ Had back-to-back double-digit strikeout games on 7/25 (10 K in 5.0 IP) and 7/31 (11 K in 6.0 IP).
- ⚡ Finished the year with 5 starts for Las Vegas in his Triple-A debut.

2002: Began season with High-A Vero Beach, where he was named to the Florida State League mid-season All-Star team.

- ⚡ Led the FSL with 139 strikeouts...His 149 total K's on the year topped all Dodgers farmhands.
- ⚡ Tossed a no-hitter on 4/21 vs. Jupiter, striking out 6 batters in the 5-0 win.
- ⚡ Also threw a 6.0-inning, rain-shortened no-hitter on 7/4 vs. Brevard County.

- ☛ Became just 2nd pitcher in Vero Beach history to throw 2 no-hitters in a season (also Sid Fernandez in 1982).
- ☛ Was promoted to Jacksonville on 8/10 and made his final 3 starts of the season for the Suns.
- ☛ Following the season, was rated by *Baseball America* as the FSL's No. 8 prospect.

2001: Posted a 3.38 ERA (54 ER/144.0 IP) while spending the entire season with the Dodgers' High-A club in Wilmington.

- ☛ Allowed 3 earned runs or less in 22 of his 26 starts.
- ☛ Combined for a 2.69 ERA (35 ER/117.0 IP) in his final 21 outings (20 starts) after beginning the year with a 6.33 mark (19 ER/27.0 IP) in his 1st 6 starts.
- ☛ Tossed 7.0 innings of no-hit ball on 6/7 vs. Macon...Was removed by manager Dino Ebel due to a pitch limit.

2000: Began pro career with Rookie-level Great Falls after signing with the Dodgers as a 2nd-round selection in the June Draft.

- ☛ Held opposing batters to a .221 AVG (43-for-195) in his 11 starts, the 3rd-lowest mark among Pioneer League starters...Ranked 5th among league starters in fewest base runners per 9.0 innings (12.4).
- ☛ Went 2-0 with a 2.63 ERA (8 ER/27.1 IP) in his final 5 starts.

PERSONAL

- ☛ Married to Kim.
- ☛ Is a 2000 graduate of Norwalk (IA) Community High School, where his uniform No. 3 was retired in a ceremony on 12/17/10.

IN THE COMMUNITY

Joel visited with patients at the Jimmy Fund during a trip to Boston in January...He was active in the community during his time with Pittsburgh, participating in Pirate caravans and PirateFest events...Was the Nationals' nominee for MLB's Roberto Clemente Award in 2008, when he began a partnership with the American Red Cross to raise awareness and funds for the organization's disaster relief efforts on the heels of devastating floods in the Midwest.

JOEL HANRAHAN'S CAREER RECORD

YEAR	CLUB	W-L	ERA	G	GS	CG	SHO	SV	IP	H	R	ER	HR	HB	BB	SO	WP	BK
2000	Great Falls	3-1	4.75	12	11	0	0	0	55.0	49	32	29	4	5	23	40	4	0
2001	Wilmington	9-11	3.38	27	26	0	0	0	144.0	136	71	54	13	11	55	116	8	1
2002	Vero Beach	10-6	4.20	25	25	2	1	0	143.2	129	74	67	11	11	51	139	7	1
	Jacksonville	1-1	10.64	3	3	0	0	0	11.0	15	14	13	2	0	7	10	0	0
2003	Jacksonville	10-4	2.43	23	23	1	0	0	133.1	117	44	36	5	7	53	130	4	0
	Las Vegas	1-2	10.08	5	5	0	0	0	25.0	36	28	28	2	2	20	13	2	0
2004	Las Vegas	7-7	5.05	25	22	0	0	0	119.1	128	78	67	22	7	75	97	9	0
2005	Vero Beach	1-0	5.91	5	5	0	0	0	21.1	25	15	14	5	0	11	25	2	0
	Jacksonville	9-8	4.92	23	21	0	0	0	111.2	118	71	61	17	1	55	102	9	0
2006	Jacksonville	7-2	2.58	12	12	0	0	0	66.1	49	19	19	4	3	38	67	7	0
	Las Vegas	4-3	4.48	14	14	0	0	0	74.1	70	47	37	7	3	39	46	3	0
2007	Columbus	5-4	3.70	15	15	0	0	0	75.1	65	36	31	10	4	36	71	2	0
	WASHINGTON	5-3	6.00	12	11	0	0	0	51.0	59	35	34	9	0	38	43	3	0
2008	WASHINGTON	6-3	3.95	69	0	0	0	9	84.1	73	40	37	9	1	42	93	6	0
2009	WASHINGTON	1-3	7.71	34	0	0	0	5	32.2	50	28	28	3	2	14	35	6	1
	PITTSBURGH	0-1	1.72	33	0	0	0	0	31.1	23	12	6	0	1	20	37	5	0
2010	Bradenton	0-0	0.00	2	0	0	0	0	2.0	0	0	0	0	0	0	3	0	0
	PITTSBURGH	4-1	3.62	72	0	0	0	6	69.2	58	28	28	6	4	26	100	5	0
2011	PITTSBURGH	1-4	1.83	70	0	0	0	40	68.2	56	17	14	1	1	16	61	6	0
2012	PITTSBURGH	5-2	2.72	63	0	0	0	36	59.2	40	18	18	8	1	36	67	6	0
Major League Totals		22-17	3.74	353	11	0	0	96	397.1	359	178	165	36	10	192	436	37	1
Minor League Totals		67-49	4.18	191	182	3	1	0	982.1	937	529	456	102	54	463	859	57	2

- 2000 Signed by the Los Angeles Dodgers as a second-round selection in the June draft
- 2006 Signed by the Washington Nationals as a free agent on 11/1
- 2009 Acquired by the Pittsburgh Pirates with OF Lastings Milledge in exchange for OF Nyjer Morgan and LHP Sean Burnett on 6/30
- 2012 Acquired by the Boston Red Sox with INF Brock Holt in exchange for RHPs Mark Melancon, RHP Stolmy Pimentel, INF Ivan De Jesus, and 1B/OF Jerry Sands on 12/26

JOEL HANRAHAN, CONTINUED

ALL-STAR GAME RECORD

YEAR	CLUB	W-L	ERA	G	GS	CG	SHO	SV	IP	H	R	ER	HR	HB	BB	SO	WP	BK
2011	NL at ARI	0-0	0.00	1	0	0	0	0	0.1	1	0	0	0	0	0	1	0	0
2012	NL at KC	0-0	0.00	1	0	0	0	0	0.1	0	0	0	0	0	0	1	1	0
All-Star Game Totals		0-0	0.00	2	0	0	0	0	0.2	1	0	0	0	0	0	2	1	0

WORLD BASEBALL CLASSIC RECORD

YEAR	CLUB	W-L	ERA	G	GS	CG	SHO	SV	IP	H	R	ER	HR	HB	BB	SO
2009	USA	0-0	1.80	6	0	0	0	0	5.0	3	3	1	0	0	3	4

CAREER FIELDING RECORD

YEAR	CLUB	POS	PCT.	G	GS	PO	A	E	TC	DP
2007	WASHINGTON	P	1.000	12	11	2	3	0	5	0
2008	WASHINGTON	P	.818	69	0	4	5	2	11	0
2009	WASHINGTON	P	1.000	34	0	4	3	0	7	0
	PITTSBURGH	P	.750	33	0	2	1	1	4	1
2010	PITTSBURGH	P	1.000	72	0	5	5	0	10	0
2011	PITTSBURGH	P	.846	70	0	4	7	2	13	0
2012	PITTSBURGH	P	1.000	63	0	2	6	0	8	0
Career Totals		P	.914	353	11	23	30	5	58	1

CAREER BATTING TOTALS

	AVG.	G	AB	R	H	2B	3B	HR	RBI	SH	SF	HB	BB	SO	SB	CS	E
Major League Totals	.235	353	17	3	4	2	1	0	3	4	0	0	0	5	0	0	5

CAREER SINGLE-GAME HIGHS (IN RELIEF)

INNINGS PITCHED	2.2, 2 times, last 5/21/08 for WSH vs. PHI
STRIKEOUTS	4, 2 times, last 8/31/09 for PIT at CIN
HITS ALLOWED	6, 4/22/10 for PIT vs. MIL
RUNS ALLOWED	6, 4/22/10 for PIT vs. MIL
WALKS ALLOWED	5, 5/7/08 for WSH at HOU
HOME RUNS ALLOWED	1, 27 times, last 9/30/12 for PIT vs. CIN
EJECTIONS	None



Joel Hanrahan spent time with patients at the Jimmy Fund while visiting Boston in January.

FULL NAME: Alexander Edward Hassan
BATS: Right **THROWS:** Right **HEIGHT:** 6-3 **WEIGHT:** 220
OPENING DAY AGE: 25
BORN: April 1, 1988 in Quincy, MA
RESIDES: Milton, MA
MAJOR LEAGUE SERVICE: None
ACQUIRED: Selected in the 20th round of the June 2009 draft
SIGNED BY: Quincy Boyd (Red Sox)
CONTRACT STATUS: Signed through 2013



CAREER HIGHLIGHTS

🔥 Owns a .391 OBP over 4 minor league seasons in the Red Sox farm system...In 2nd season in Major League Spring Training camp.

🔥 Has played exclusively as a position player in the Red Sox system despite being selected by BOS as a pitcher in the 2009 First-Year Player Draft...Served as both closer and outfielder at Duke University.

🔥 Was born in Quincy, MA...Is a former 4-year letter winner at Boston College High School.

🔥 Following the 2012 season, was ranked by *Baseball America* as having the best strike-zone judgment in the Triple-A International League...In 2011 was judged as having the best strike-zone judgment in the Double-A Eastern League and in the Red Sox organization.

🔥 Participated in the 2013 Red Sox Rookie Development Program.

2012: Led Pawtucket with a .377 OBP (min. 100 AB) in his 1st extended Triple-A action.

🔥 Drew 55 walks in 94 tilts, 2nd-most walks on the team and the 12th-highest total in the International League.

🔥 Missed time with 2 DL stints, from 7/28-8/3 due to a left shin laceration and from 8/14 through the remainder of the season with a leg injury.

🔥 Made just 1 error in 88 games in the outfield, including 60 appearances in left field and 30 in right...His .994 fielding percentage (175 TC) led all PawSox outfielders with at least 25 total chances.

🔥 Ranked among IL leaders in OBP (4th) and walks (7th) from the beginning of the year through his final game of the season on 8/13...Drew at least 10 walks in each of his 4 full months, April through July.

🔥 His 1st career Triple-A homer was a grand slam on 4/20 vs. Durham (TB) and notched a season-high 4 RBI.

🔥 Batted .306 in June (25-for-80) and hit .304 in July (17-for-56), his last 2 full months of the season.

🔥 Posted a team season-high, 26-game on-base streak from 6/15-7/18, hitting .302 (26-for-86) with 19 walks.

2011: Named a mid-season Eastern League All-Star in his Double-A debut and spent the entire season with Portland.

🔥 Led the Red Sox farm system with a .404 OBP (min. 250 PA) and ranked 3rd among qualifying BOS minor leaguers with a .291 AVG (132-for-454).

🔥 Finished among Eastern League leaders in OBP (3rd), OPS (8th, .860), AVG (12th), and walks (4th, 76)...Topped the Sea Dogs in games (126), runs (75), hits, walks, and OBP.

🔥 Led Eastern League outfielders with a .995 fielding percentage (1 E/210 TC) over a team-high 119 games in the outfield...Appeared in left field (97 games), center field (14), and right field (8).

🔥 Batted .341 (42-for-123) with a .569 SLG vs. left-handers...Had a .329 AVG (26-for-79) when leading off.

🔥 Reached safely in 105 of 125 games with a plate appearance, including 36 multi-hit efforts.

🔥 Hit safely in his 1st 12 games of the season from 4/7-21, batting .455 (20-for-44) with 11 RBI in that time...Was the franchise's 2nd-longest hitting streak to start a season.

🔥 Paced Eastern League in AVG (.411) and OBP (.494) in April...Remained circuit's leading hitter through 5/19 (.368).

🔥 Knocked a pair of homers on 8/9 vs. Akron for his 1st career multi-homer game...Went 3-for-4 with a game-tying, 2-run homer in the 8th inning at Portland's "Futures at Fenway" contest on 8/20 vs. Binghamton, an eventual 6-4 Sea Dogs loss in 11 innings.

🔥 After the season, batted .253 (21-for-83) with 4 doubles, 2 homers, 7 RBI and 15 walks in 25 games with Scottsdale of the Arizona Fall League.

🔥 Following the season, was rated by *Baseball America's* best tools survey as having the best strike-zone judgment in the Red Sox organization and in the Double-A Eastern League.

2010: Spent most of the season with High-A Salem in his 1st full professional season.

🔥 Finished among Carolina League leaders in OBP (3rd, .397), walks (4th, 57), and AVG (10th, .287)...Ranked 6th among qualifying Red Sox minor leaguers in batting.

🔥 Also played 3 games (1 start) for Triple-A Pawtucket from 6/22-24.

🔥 Was 3rd in the Carolina League with a .332 clip (64-for-193) after the All-Star break.

🔥 Posted team-high hitting (15 games, 7/27-8/12) and on-base (23, 7/21-8/13) streaks with Salem.

🔥 Reached safely in each of his last 27 home games beginning 7/1, the league's longest home on-base streak of the year.

2009: Hit .328 (41-for-125) with 2 homers and 18 RBI between Single-A Greenville and Short-A Lowell in his 1st pro season.

🔥 Spent most of the year with the Spinners, leading the club (min. 15 AB) with a .333 AVG (31-for-93)...Hit safely in his 1st 9 pro games from 8/1-9.

🔥 Had a hit in 28 of 33 combined contests with an at-bat, including 7 of his 8 games with Greenville from 8/22-28.

🔥 Started each of Lowell's 3 playoff games against Staten Island.

PERSONAL

🔥 A 2-way player at Duke, hit .342 with 3 homers, 39 RBI and a club-high 56 runs as a junior in 2009 while going 2-2 with 4.10 ERA, 34 K's and 8 saves in 26.1 innings over 16 games (1 start) from the mound...Named to the All-Ping! Baseball Team in 2009 as a utility player, earning 8 saves as the Blue Devils closer and batting .342 (75-for-219) as an outfielder.

🔥 Pitched and served as a position player for Orleans of the Cape Cod League in 2008 and 2009...Named to the Cape League All-Star Team in 2009 as the utility player.

🔥 Is a former 4-year letter winner at Boston College High School.

🔥 Accepted a Special Achievement Award on behalf of the Lowell Spinners at the 2010 Boston Baseball Writers Dinner.

IN THE COMMUNITY

Alex was involved in local community outreach as part of the Sox Rookie Program in January 2013 including visiting the Jimmy Fund and Children's Hospital Boston.

ALEX HASSAN'S CAREER RECORD

YEAR	CLUB	AVG.	G	AB	R	H	2B	3B	HR	RBI	SH	SF	HB	BB	SO	SB	CS	E
2009	Lowell	.333	26	93	14	31	5	1	1	11	1	1	0	8	11	1	1	1
	Greenville	.313	8	32	6	10	3	1	1	7	0	0	0	2	7	0	0	0
2010	Salem	.287	104	342	46	98	28	3	8	48	0	4	8	57	69	6	1	2
	Pawtucket	.000	3	3	0	0	0	0	0	1	0	1	0	0	0	0	0	0
2011	Portland	.291	126	454	75	132	34	1	13	64	0	3	12	76	79	8	2	1
2012	Pawtucket	.256	94	312	39	80	13	0	7	46	0	4	8	55	70	1	1	1
Minor League Totals		.284	361	1236	180	351	83	6	30	177	1	13	28	198	236	16	5	5

2009 Signed by the Boston Red Sox as a 20th-round selection in the June draft

FULL NAME: Jeremy P. Hazelbaker
BATS: Left **THROWS:** Right **HEIGHT:** 6-3 **WEIGHT:** 200
OPENING DAY AGE: 25 (Turns 26 on August 14)
BORN: August 14, 1987 in Muncie, IN
RESIDES: Selma, IN
MAJOR LEAGUE SERVICE: None
ACQUIRED: Selected in the fourth round of the June 2009 draft
SIGNED BY: Chris Mears (Red Sox)
CONTRACT STATUS: Signed through 2013



NON-ROSTER INVITEE

CAREER HIGHLIGHTS

- Entering 5th pro season, 1st in Major League Spring Training.
- Has stolen at least 36 bases in each of his 3 full minor league seasons, with 63 in 2010, 47 in 2011, and 36 in 2012...Only 2 other minor leaguers have stolen at least 36 bags each of the last 3 years: Billy Hamilton in the Reds organization and Eury Perez in the Nationals organization...His 146 total thefts over the last 3 seasons rank 5th among all minor leaguers since 2010...Only Hamilton (306), Perez (160), the Padres' Rico Noel (169), and Blue Jays' Anthony Gose (149) have more.
- With 12 homers in 2010, 17 in 2011, and 19 in 2012, is the only minor league player with 10+ home runs and 25+ steals in each of the last 3 seasons.

Named 2010 Red Sox Minor League Base Runner of the Year and selected as a 2010 South Atlantic League Post-Season All-Star after stealing 63 bases with Single-A Greenville, the most by a Red Sox farmhand since Gus Burgess in 1981 (68).

2012: Spent most of the season with Double-A Portland before making his Triple-A debut with the PawSox in late August.

- Combined to rank among Red Sox minor league leaders with 36 steals (2nd) and 19 home runs (T-4th) between Double-A and Triple-A Pawtucket...Set career highs in homers and RBI (67).
- Tied for 2nd in the Eastern League with 33 stolen bases and placed 4th among EL qualifiers with a .479 SLG.
- Led the Sea Dogs with 6 triples, 19 homers, and 77 runs scored...Placed 2nd on the club with 436 at-bats, 119 hits, 64 RBI, and 209 total bases.
- Went 6-for-14 (.429) with the bases loaded between both stops.
- Reached via hit or walk in 23 consecutive home contests from 5/2-7/2 at .362 (34-for-94) with 10 walks.
- Named the EL Batter of the Week for 7/16-22 after hitting .417 (10-for-24) with a league-best 4 homers, 7 extra-base hits (tied), and 26 total bases (tied) in that time.
- Scored a career-high 4 runs on 7/18 vs. Reading...Stole a season-high 4 bases on 7/22 at New Hampshire.
- Hit safely in 22 of his final 24 games with the Sea Dogs, including a team-high 12 straight contests from 7/28-8/14 at .400 (20-for-50) with 3 doubles, 1 home run, 6 RBI, and 11 runs scored.
- Named Red Sox Minor League Base Runner of the Month for both June (11 R, 2 2B, 3B, 5 SB) and August/September (6 R, 6 2B, 6 SB).
- Promoted to Triple-A Pawtucket on 8/27...Played 7 regular season games and 5 post-season contests in the PawSox run to the Governor's Cup Championship.
- Following the season, batted .261 (6-for-23) with 2 HR in 8 games for Obregon of the Mexican Pacific League.

2011: Split time between High-A Salem and Double-A Portland, tallying 17 home runs and 47 stolen bases in a career-high 124 games.

- Also set career highs with 86 runs, 128 hits, and 62 walks between the 2 clubs while combining for a .269 AVG (128-for-476), 27 doubles, 3 triples, and 55 RBI.
- Ranked 2nd among Red Sox minor leaguers in stolen bases.
- Began the year with 34 games for Salem prior to 5/21 transfer to the Sea Dogs.
- Tallied a team-leading 35 stolen bases with Portland, the 5th-highest total in the Eastern League.
- Tabbed Red Sox Minor League Base Stealer for both June (11 SB, 1 CS) and August/September (15 SB, 3 CS).
- Drove in a career-high 6 runs on 7/11 at New Hampshire.
- Named Eastern League Batter of the Week for 8/22-28 after hitting .444 (12-for-27) with 3 HR and 7 RBI in 7 tilts.

2010: Finished 3rd among all minor leaguers with 63 stolen bases at Single-A Greenville... Named Red Sox Minor League Base Runner of the Year and elected to the South Atlantic League Post-Season All-Star Team.

- 🔥 Was the most thefts in a season by a Red Sox minor leaguer since Gus Burgess in 1981 (68).
- 🔥 Along with 14 home runs, was the 1st minor leaguer with at least 63 steals and 12 homers in a single season in 4 years (SF's Eugenio Velez, 64 SB and 14 HR for Single-A Augusta in 2006).
- 🔥 Finished 2nd in the South Atlantic League in stolen bases, 1 shy of Eury Perez with WSH's Hagerstown affiliate (64).
- 🔥 Also led the Sox farm system with 9 triples and paced the Drive in doubles (29), RBI (62), and runs (78)...Led club qualifiers in OBP (.360) and OPS (.815).
- 🔥 Had 13 multi-steal games, including a season-high 4 bags on 7/30 at Charleston.
- 🔥 Selected as Red Sox Minor League Base Stealer of the Month for April (12 SB, 2 CS), May (12 SB, 3 CS), and July (13 SB, 1 CS).
- 🔥 Went 4-for-18 (.222) with 4 runs, a triple, homer, 3 walks, and a stolen base in 5 playoff tilts for the Drive.
- 🔥 After the season, named by *Baseball America* as the fastest base runner in the South Atlantic League and the No. 22 prospect in the Red Sox system.

2009: Made pro debut, playing 48 games between Short-A Lowell and Single-A Greenville.

- 🔥 Combined to hit .165 (26-for-158) with 1 homer, 9 RBI, and 11 stolen bases between the 2 stops.
- 🔥 Played 3 games for Lowell before a 6/29 transfer to Greenville.
- 🔥 Appeared in 1 playoff game for the Drive.

PERSONAL

- 🔥 Named First Team All-Mid-American Conference after leading the MAC in batting (.429), runs (77), walks (48), triples (8), and OBP (school record .550) as a junior at Ball State (IN) University in 2009.
- 🔥 Compiled a career batting AVG of .420 with 21 home runs, 139 RBI, and 79 stolen bases in 4 varsity seasons at Wapahani (IN) High School.

JEREMY HAZELBAKER'S CAREER RECORD

YEAR	CLUB	AVG.	G	AB	R	H	2B	3B	HR	RBI	SH	SF	HB	BB	SO	SB	CS	E
2009	Lowell	.125	3	8	0	1	0	0	0	0	1	0	0	4	3	0	0	0
	Greenville	.167	45	150	16	25	5	1	1	9	1	1	1	23	58	11	2	1
2010	Greenville	.265	116	442	78	118	29	9	12	62	0	1	6	59	135	63	17	7
2011	Salem	.279	34	122	26	34	9	0	5	14	0	0	2	20	34	12	6	1
	Portland	.266	90	354	60	94	18	3	12	41	5	0	4	42	105	35	8	7
2012	Portland	.273	114	436	77	119	21	6	19	64	6	2	9	35	114	33	11	6
	Pawtucket	.267	7	30	2	8	3	0	0	3	0	1	1	0	8	3	0	0
Minor League Totals		.259	409	1542	259	399	85	19	49	193	13	5	23	183	457	157	44	22

2009 Signed by the Boston Red Sox as a fourth-round selection in the June draft

FULL NAME: Justin Taylor Henry
BATS: Left **THROWS:** Right **HEIGHT:** 6-2 **WEIGHT:** 190
OPENING DAY AGE: 27 (Turns 28 on April 30)
BORN: April 30, 1985 in Houston, TX
RESIDES: Vicksburg, MS
MAJOR LEAGUE SERVICE: None
ACQUIRED: From Detroit in exchange for 2B Jeff Kobernus on December 6, 2012
SIGNED BY: Jim Rough (Tigers)
CONTRACT STATUS: Signed through 2013



NON-ROSTER INVITEE

CAREER HIGHLIGHTS

🔥 Entering 1st season in the Red Sox organization...Acquired from DET on 12/6/12 in exchange for 2nd baseman Jeff Kobernus, who had been selected by BOS from WSH in the major league phase of that day's Rule 5 Draft.

🔥 Over the last 2 years, has hit .307 (267-for-871) with a .391 OBP, while playing at Double-A Erie and Triple-A Toledo...Is a career .293 hitter (695-for-2,376) with a .372 OBP in 6 minor league seasons in the Tigers system.

🔥 Has drawn 295 walks compared to just 282 strikeouts over 664 minor league games.

🔥 Has experience at every defensive position other than pitcher and catcher...Has primarily played 2nd base (378 games) and center field (101).

2012: Ranked among International League leaders with 143 hits (3rd), a .372 OBP (6th), and a .300 AVG (7th) for DET's Triple-A Toledo club.

🔥 Ranked 4th among DET farmhands in AVG and ranked 5th with 22 stolen bases.

🔥 Also topped the Mud Hens in games, at-bats (476), runs (72), hits, total bases (tied, 170), and stolen bases (22).

🔥 Drew 54 walks and struck out 65 times for 3rd-best walk-to-strikeout ratio among IL batting qualifiers (0.83).

🔥 Hit .340 (32-for-94) against left-handed pitching.

🔥 Led the club with 67 games in center field and also appeared at 2nd base (25 games), 3rd base (37), left field (3) and right field (3).

🔥 Reached via hit, walk, or HBP in 57 of his last 67 games beginning 6/21.

🔥 Ranked 3rd in the IL with a .345 AVG (39-for-113) over August and September.

🔥 Earned IL Player of the Week honors for 8/20-26...Led the IL with a .538 clip (14-for-26) over 7 tilts in that time.

🔥 Closed out the year 22-for-41 (.537) over his last 11 games beginning 8/21, including 9 multi-hit efforts.

🔥 Following the season, hit .267 (23-for-86) with a .402 OBP in 26 games for Zulia in the Venezuelan Winter League.

2011: Spent most of the season with Double-A Erie and was named the SeaWolves Player of the Year...Named to the Eastern League's mid-season All-Star squad.

🔥 Also played 6 games for Triple-A Toledo...Combined .314 AVG (124-for-395) ranked 3rd among DET farmhands while 23 stolen bases tied for 2nd in the system.

🔥 Ranked 2nd in the Eastern League with a .410 OBP and 6th with a .309 AVG...Fanned once every 8.60 plate appearances, the league's 4th-toughest batter to strike out.

🔥 Combined for 93 games in the outfield...Appeared at every defensive position other than pitcher and catcher.

🔥 Tabbed Eastern League Player of the Week for 5/9-15 after hitting .464 (13-for-28) with a double, triple, and 2 RBI in 7 games...Collected a season-high 4 hits on 5/12 at Altoona.

🔥 Garnered Tigers Minor League Player of the Month honors for May after batting .340 (34-for-100) with 6 doubles, a triple, 9 RBI, and 15 walks in 29 games.

🔥 Sidelined from 6/12-19 with a right finger laceration.

🔥 Compiled a season-best 11-game hitting streak from 7/27-8/9, batting .405 (17-for-42) during that stretch.

🔥 Promoted to Toledo on 8/26 for 2 games before returning to Erie on 8/28...Transferred back to Toledo for the remainder of the season on 9/1.

🔥 Saw action in 52 games with Aguilas in the Venezuelan Winter League following the season...Ranked 6th in the league with a .328 AVG (65-for-198) and 5th with a .404 OBP...Led the VWL with 102 errorless chances in the outfield.

HENDRY

2010: Split season between Double-A Erie and Triple-A Toledo, his 1st season above Single-A.

- 👉 Played mostly 2nd base (73 games) between the 2 clubs.
- 👉 Drew 36 walks compared to 40 strikeouts over 67 games with the Sea Wolves.
- 👉 Notched a .297 AVG (46-for-155) in his final 52 games with Erie following a .133 (6-for-45) April.
- 👉 Hit .348 (16-for-46) in 17 June games with Erie before a 6/24 promotion to Toledo for 5 games...Returned to Toledo for the remainder of the season on 7/21.
- 👉 Had a .432 AVG (16-for-37) in 12 July games with Toledo.

2009: Spent entire season with High-A Lakeland, ranking 5th in the Tigers farm system with a team-high 22 stolen bases.

- 👉 Fanned once every 11.95 plate appearances, the 4th-toughest batter to strike out in the Florida State League.
- 👉 Walked more times (45) than he struck out (40).
- 👉 Finished 11th in the FSL with a .324 AVG (24-for-75) in 21 games during May.
- 👉 Compiled a season-long 10-game hitting streak from 7/2-12, batting .350 (14-for-40).
- 👉 Collected a season-high 5 hits on 8/2 at St. Lucie.

2008: Named Single-A West Michigan's Player of the Year...Set career-highs with 74 runs scored, 27 stolen bases, and 171 total bases.

- 👉 Fanned once every 14.78 plate appearances, the toughest batter in the Midwest League to strike out...Ranked 7th in the Midwest League with a .295 AVG (140-for-475), 5th among full-season Tigers minor leaguers.
- 👉 Topped Midwest League 2nd basemen with 564 total chances, 213 putouts, 332 assists, and 78 double plays.
- 👉 Compiled a season-long 11-game hit streak from 7/1-13 (.395, 17-for-43).
- 👉 Shared Topps Midwest League Player of the Month honors for July after leading the circuit with a .396 clip (38-for-96) in 24 games.
- 👉 Hit .583 (7-for-12) in 3 playoff games for the Whitecaps.

2007: Led Tigers system with a .340 AVG (85-for-250) for Short-A Oneonta in 1st pro campaign.

- 👉 Selected to the New York-Penn League's mid-season All-Star squad.
- 👉 Finished 2nd in the NYPL in hits, 3rd in AVG, and tied for 4th with 49 runs scored...Fanned once every 13.45 plate appearances, the 2nd-toughest batter in the league to strike out.
- 👉 Hit at least .300 in all 4 months...Began pro career with a 7-game hitting streak from 6/26-7/2.
- 👉 Collected a season-high 5 hits on 7/14 versus Batavia.
- 👉 Posted a season-best 11-game hitting streak from 7/29-8/8, batting .415 (17-for-41).
- 👉 Ranked among league batting leaders in AVG during each of the NYPL's 2 full months...Placed 6th with a .354 AVG (35-for-99) over 28 July games, and was 11th with a .333 clip (36-for-108) in 28 August games.

PERSONAL

- 👉 Married to Bonnie...The couple has a daughter, Ava.
- 👉 Led the University of Mississippi with a .381 AVG (99-for-260) as a junior in 2007...Notched 14 doubles, 8 triples, 38 RBI, and 22 stolen bases in 65 games during his junior season in 2007...Named All-Tournament at the Southeastern Conference Tournament.
- 👉 Saw action with Bourne in the Cape Cod League during the summer of 2005, hitting .237 (36-for-152) with 2 doubles, 19 RBI, and 15 stolen bases in 40 games.
- 👉 Played for Thomasville in the Coastal Plain League during the summer of 2004, ranking 4th in the circuit in AVG (.335) over 49 games...Topped the league with 62 hits, finished 2nd in runs (39), and 3rd in total bases (84).

JUSTIN HENRY'S CAREER RECORD

YEAR	CLUB	AVG.	G	AB	R	H	2B	3B	HR	RBI	SH	SF	HB	BB	SO	SB	CS	E
2007	Oneonta	.340	67	250	49	85	11	2	1	31	4	4	5	33	22	14	7	9
2008	W. Michigan	.295	120	475	74	140	24	2	1	46	7	3	3	44	36	27	7	19
2009	Lakeland	.256	116	424	56	109	14	4	0	43	6	1	2	45	40	22	7	8
2010	Erie	.260	67	200	28	52	12	2	1	15	4	1	0	36	40	9	6	7
	Toledo	.269	44	156	18	42	8	1	0	14	2	2	1	18	25	9	4	1
2011	Erie	.309	113	376	52	116	24	6	0	46	3	2	4	62	52	21	8	9
	Toledo	.421	6	19	5	8	2	0	0	1	0	0	3	2	2	1	2	
2012	Toledo	.300	131	476	72	143	14	5	1	38	5	5	3	54	65	22	12	8
Minor League Totals		.293	664	2376	354	695	109	22	4	234	31	18	18	295	282	126	52	63

2007 Signed by the Detroit Tigers as a ninth-round selection in the June draft

2012 Acquired by the Boston Red Sox in exchange for 2nd baseman Jeff Kobernus on 12/6

FULL NAME: Christopher Hernandez
BATS: Left **THROWS:** Left **HEIGHT:** 6-2 **WEIGHT:** 195
OPENING DAY AGE: 24
BORN: December 14, 1988 in Miami, FL
RESIDES: Miami Lakes, FL
MAJOR LEAGUE SERVICE: None
ACQUIRED: Selected in the seventh round of the June 2010 draft
SIGNED BY: Laz Gutierrez (Red Sox)
CONTRACT STATUS: Signed through 2013



NON-ROSTER INVITEE

CAREER HIGHLIGHTS

👉 Entering 4th pro season in the Red Sox organization in 2013, 1st in Major League Spring Training camp.
 👉 Selected as an All-Star in both full minor league seasons, including the Double-A Eastern League in 2012 (mid-season) and the High-A Carolina League in 2011 (mid- and post-season).

👉 Placed 2nd among full-season Red Sox minor leaguers in ERA in both 2012 (3.26) and 2011 (3.18).

2012: Ranked 2nd among full-season Red Sox qualifiers with a 3.26 ERA (53 ER/146.1 IP) over 26 games (25 starts) between Double-A Portland and Triple-A Pawtucket.

👉 Combined to hold left-handed hitters to a .233 clip (27-for-116), just 5 extra-base hits (all doubles), and 7 RBI.

👉 Began the season with the Sea Dogs and named to the Eastern League Mid-Season All-Star Team.

👉 Topped Portland hurlers (min. 80.0 IP) with a 3.13 ERA and 1.33 WHIP...Also ranked among Portland leaders in wins (T-3rd, 4), starts (2nd, 18), and innings (3rd, 103.2).

👉 Went at least 5.0 innings while holding opponents to 4 runs or less in all 18 starts for the Sea Dogs.

👉 Did not allow an earned run in 10.2 innings over back-to-back starts on 4/13 vs. Binghamton (5.0 IP) and 4/18 vs. New Britain (5.2 IP)...Also fanned a career-high 8 batters on 4/18.

👉 Yielded 4 total runs in 25.2 innings (1.40 ERA) over 4 starts from 6/3-19...Won scoreless, 7.0-inning starts on 6/3 at Altoona and 6/14 at Bowie.

👉 Ranked 6th in the EL in ERA at the time of his 7/20 promotion to Pawtucket for his Triple-A debut...Was the youngest pitcher to appear for the PawSox all year.

👉 Surrendering 2 runs or less in 5 of his 7 starts for the PawSox.

👉 Threw 5.0 scoreless frames for the win in his 1st career relief outing on 7/27.

👉 Made 1 post-season appearance with Pawtucket, allowing 2 runs over 6.0 innings in a start on 9/6 vs. Scranton/Wilkes-Barre.

2011: Named a Carolina League Regular- and Post-Season All-Star in his 1st full pro season with High-A Salem.

👉 Ranked 4th in the Carolina League and 2nd among full-season Red Sox qualifiers with a 3.18 ERA (45 ER/127.1 IP).

👉 Compiled a team-leading 10 wins, tying for 2nd in the system...Also placed among club leaders in K's (3rd, 80), starts (3rd, 25), and innings (2nd, 127.1).

👉 Surrendered 1 earned run or less in 15 of 25 starts...Gave up 3 earned runs or less 21 times.

👉 Was undefeated in 3 April starts (2-0, 0.64 ERA) and 5 July starts (3-0, 1.46 ERA).

👉 Did not allow an earned run over his 1st 2 starts (10.0 IP)...Held opponents to 1 run or less in 7 of 8 starts through 5/24, going 5-1 in that stretch.

👉 Went 5-0 in a 9-game stretch from 6/30-8/13...Posted a 1.66 ERA (9 ER/48.2 IP) in that time.

👉 Hurlled 1st career complete game in a 6.0-inning 3-2 loss at Wilmington on 8/20.

2010: Made pro debut with 1 game for Short-A Lowell, allowing 1 run in a 2.0-inning start on 9/4 at Hudson Valley.

HERNANDEZ

PERSONAL

♣ Married to Jessica Farah-Hernandez.

♣ Went 10-3 with a 2.64 ERA and 110 K's in 19 games (18 starts) as a junior with the University of Miami in 2010...That year, led the Hurricanes and ranked among Atlantic Coast Conference leaders in ERA (1st), wins (2nd), and K's (3rd)...Led the University of Miami in wins (7), innings pitched (90.2), and strikeouts (93) in 2009...Named 2008 Freshman of the Year by *Baseball America* after going 11-0, the school's best-ever record for a freshman, with a 2.62 ERA while topping the team in wins, starts (17), innings (112.2), and strikeouts (117).

♣ Was 4-year letter-winner and 2-time first team all-state selection at Monsignor Pace (FL) High School...Went 7-2 with 106 strikeouts and a 0.87 ERA his senior season in 2007 and was selected as *The Miami Herald's* Class 4A-1A Pitcher of the Year as a senior...Helped team to the state championship as a junior.

CHRIS HERNANDEZ'S CAREER RECORD

YEAR	CLUB	W-L	ERA	G	GS	CG	SHO	SV	IP	H	R	ER	HR	HB	BB	SO	WP	BK
2010	Lowell	0-0	4.50	1	1	0	0	0	2.0	3	1	1	0	0	0	2	0	0
2011	Salem	10-7	3.18	25	25	1	0	0	127.1	112	53	45	8	6	51	80	6	0
2012	Portland	4-8	3.13	18	18	0	0	0	103.2	102	46	36	7	4	36	60	6	0
	Pawtucket	1-4	3.59	8	7	0	0	0	42.2	40	18	17	4	2	17	30	1	1
Minor League Totals 15-19		3.23	52	51	1	0	0	275.2	257	118	99	19	12	104	172	13	1	

2007 Selected by the Detroit Tigers in the 14th round of the June draft (did not sign)

2010 Signed by the Boston Red Sox as a seventh-round selection in the June draft

RED SOX ALL-FENWAY PARK TEAM

As part of the 100th Anniversary Celebration of Fenway Park in 2012, the Red Sox presented an All-Fenway Park Team comprising the greatest 40 Red Sox players, and 3 managers, in Fenway Park history to appear in their positions of play. The All-Fenway Park Team was voted on by fans, historians, front office staff, and the club's historical and archival consultants. Below are the three teams that make up the 40-man roster along with the 3 managers of each team.

STARTING LINEUP
(voted by fans)

Carlton Fisk – C
Jimmie Foxx – 1B
Dustin Pedroia – 2B
Wade Boggs – 3B
Nomar Garciaparra – SS
Ted Williams – LF
Fred Lynn – CF
Dwight Evans – RF
Pedro Martinez – RHP
Lefty Grove – LHP
Jonathan Papelbon – Closer
David Ortiz – DH
Terry Francona – Manager
Bernie Carbo – PH
Dave Roberts – PR

FIRST RESERVES

Jason Varitek – C
Mo Vaughn – 1B
Bobby Doerr – 2B
Mike Lowell – 3B
Johnny Pesky – SS
Carl Yastrzemski – LF
Dom DiMaggio – CF
Trot Nixon – RF
Roger Clemens – P
Luis Tiant – P
Tim Wakefield – P
Dennis Eckersley – P
Dick Radatz – P
Joe Cronin – Manager

SECOND RESERVES

Rich Gedman – C
George Scott – 1B
Jerry Remy – 2B
Frank Malzone – 3B
Rico Petrocelli – SS
Jim Rice – LF
Reggie Smith – CF
Tony Conigliaro – RF
Babe Ruth – P
Smoky Joe Wood – P
Curt Schilling – P
Bill Lee – P
Jim Lonborg – P
Dick Williams – Manager

FULL NAME: Brock Wyatt Holt

BATS: Left **THROWS:** Right **HEIGHT:** 5-10 **WEIGHT:** 180

OPENING DAY AGE: 24 (Turns 25 on June 11)

BORN: June 11, 1988 in Fort Worth, TX

RESIDES: Stephenville, TX

MAJOR LEAGUE SERVICE: 33 days

ACQUIRED: From Pittsburgh with RHP Joel Hanrahan in exchange for RHPs Mark Melancon and Stolmy Pimentel, INF Ivan De Jesus, and 1B/OF Jerry Sands on December 26, 2012

SIGNED BY: Trevor Haley (Pirates)

CONTRACT STATUS: Signed through 2013



CAREER HIGHLIGHTS

🔥 Made his major league debut with 24 games for the Pirates last September...Was a 9th-round selection by PIT in the 2009 June draft...Is a .317 hitter in 4 minor league seasons in the Pirates farm system.

🔥 Last year, led Double-A Eastern League qualifiers with a .322 AVG...Also topped the International League with a .432 AVG (41-for-95) while in Triple-A from 8/7-31.

🔥 In his minor league career, has split time at shortstop (232 games) and second base (130).

🔥 Has been named to his league's mid-season All-Star team in each of 4 seasons in the minor leagues, including 2011 and 2012 in the Eastern League, 2010 in the Florida State League, and 2009 in the New York-Penn League...Was also an Eastern League Post-Season All-Star in 2012.

2012: Made his major league debut with 24 games for the Pirates in September/October after combining for a .344 AVG (164-for-477) between Double-A and Triple-A.

🔥 His .344 season AVG ranked 3rd among all minor leaguers with at least 450 at-bats...Combined to hit .373 (114-for-306) over his last 81 minor league games of the season beginning 6/1, 2nd best among full-season minor league qualifiers in that span after ARI farmhand Adam Eaton (.374).

🔥 Spent the majority of the season with Double-A Altoona and led Eastern League qualifiers with a .322 AVG (123-for-382)...Was also the 5th-hardest EL player to strike out (8.47 PA/SO)...Named to the Eastern League's mid-season All-Star team as a 2nd baseman and to the EL's post-season All-Star squad as the utility player.

🔥 Posted a 10-game hit streak with Altoona from 5/18-27...Reached safely via hit, walk, or HBP in 25 consecutive games from 5/29-6/26.

🔥 Promoted to Indianapolis on 8/7 and led the International League with a .432 AVG (41-for-95) in 24 games, his 1st career Triple-A action...Had 14 multi-hit games for the Indians, including 3 hits on 8 occasions.

🔥 Combined for 104 games at SS and 14 at 2nd base between the 2 minor league stops...Also served as DH 4 times.

🔥 Hit .292 (19-for-65) in 24 games for the Pirates in his 1st major league experience after 9/1 selection to PIT.

🔥 Made 14 starts for the Pirates, all at 2nd base, including 11 straight from 9/2-14...Also pinch-hit 10 times.

🔥 Appeared in each of the Pirates' 1st 15 September games overall...His 1st 11 major league starts came from the leadoff spot...Overall went 16-for-51 (.314) as the leadoff hitter.

🔥 Made big league debut as a pinch-hitter on 9/1 at MIL...Walked and scored in the 8th inning.

🔥 Made 1st career start on 9/2 at MIL and went 2-for-5 with an RBI as the leadoff hitter...Singled off Yovani Gallardo in the 4th inning for his 1st major league hit...Batted .414 (12-for-29) over his 1st 8 games with the Pirates through 9/9.

🔥 Tallied 4 hits in a 6-2 win on 9/4 vs. HOU, his 4th game with the Bucs...Became the 1st Pirate to tally a 4-hit game within his 1st 4 major league tilts since Jack Merson on 9/15/1951...Joined Hanley Ramirez (4/4/2006) and Ichiro Suzuki (4/6/2001) as the only major leaguers since 1991 to have a 4-hit game from the leadoff spot within their 1st 4 ML contests.

2011: Named a mid-season Eastern League All-Star in his 1st Double-A season.

🔥 Spent the entire year with PIT's Altoona affiliate...Ranked 3rd in the league with 9 triples.

🔥 Topped qualifying Eastern League 2nd baseman in fielding percentage (.980)...Split the year between 2nd base (98 games) and shortstop (33).

🔥 Named MVP of the Eastern League All-Star Game on 7/13 in New Hampshire...Put the EL West All-Stars ahead with a 2-run homer in the 2nd inning after starting the game at 2nd base.

🔥 Went 32-for-96 (.333) over his last 28 games of the season beginning 8/5.

🔥 Following the season, hit .240 (6-for-25) with 3 RBI and 7 walks in 8 tilts with Mesa in the Arizona Fall League.

2010: Tabbed a Florida State League Mid-Season All-Star...Had season cut short due to injury.

⚡ Appeared in 47 games for High-A Bradenton before tearing the MCL in his left leg on 6/5...Missed the remainder of the season...Was Ranked 2nd in the FSL with 68 hits and was 3rd with a .351 AVG (194 AB) at the time of his injury.

⚡ Hit leadoff in each of 46 starts...Led FSL qualifiers with a .383 clip (23-for-60) in April...Had 15 RBI in 14 April games.

⚡ Had 5 straight multi-hit games from 5/29-6/3, including a 5-for-5 effort on 6/2 vs. Lakeland (DET).

2009: Made pro debut with 66 games for Short-A State College and was named to the New York-Penn League All-Star Team.

⚡ Ranked 3rd in the NYPL with 76 hits...Was the 3rd-hardest batter in the league to fan (9.19 PA/SO)...Placed 2nd among Pirates farmhands with a .299 AVG (254 AB).

⚡ Played 45 games at shortstop and 18 at 2nd base.

⚡ Went 21-for-43 (.488) during a 10-game hit streak from 8/20-9/3...Hit .351 (39-for-111) over August and September to end the year with a season-high .299 AVG.

PERSONAL

⚡ Hit .348 with 12 home runs and 43 RBI in 59 games as a junior at Rice University in 2009, his 1st and only season with the Owls...That year, led team with 67 runs, 250 at-bats and 11 stolen bases (tied)...Named to All-NCAA Regional Team and All-Silver Glove Trophy Series Team...Served as leadoff hitter in all 57 starts...Hit .375 for the Owls during the NCAA Tournament...Was named to All-NCAA Regional Team and All-Silver Glove Trophy Series Team...Was his 1st and only season at Rice after transferring from Navarro College.

⚡ Played as a freshman and sophomore at Navarro College in Texas, where he was a 2-time, First-Team All-Texas Eastern Athletic Conference (TEAC) shortstop...Helped the Bulldogs set a new school record for wins (46) in 2008.

⚡ Graduated from Stephenville (TX) High School in 2006...Twice named First Team All-District 6-4A, as a shortstop and as a 2nd baseman...Was a 4-year varsity letterman.

IN THE COMMUNITY

Brock participated in local community outreach in conjunction with the Red Sox Rookie Program in January 2013, including visiting the Jimmy Fund and Children's Hospital Boston.

BROCK HOLT'S CAREER RECORD

YEAR	CLUB	AVG.	G	AB	R	H	2B	3B	HR	RBI	SH	SF	HB	BB	SO	SB	CS	E
2009	State College	.299	66	254	45	76	14	3	6	33	0	4	1	26	31	9	0	9
2010	Bradenton	.347	47	194	31	68	12	1	1	27	2	2	2	19	30	6	6	14
2011	Altoona	.288	132	511	62	147	30	9	1	40	6	5	7	50	85	18	10	14
2012	Altoona	.322	102	382	52	123	24	6	2	43	3	3	4	40	51	11	11	23
	PITTSBURGH	.292	24	65	6	19	2	1	0	3	2	1	0	4	14	0	0	4
	Indianapolis	.432	24	95	13	41	7	0	1	7	1	1	0	9	9	5	2	4
	Major League Totals	.292	24	65	6	19	2	1	0	3	2	1	0	4	14	0	0	4
	Minor League Totals	.317	371	1436	203	455	87	19	11	150	11	15	14	144	206	49	29	64

2009 Signed by the Pittsburgh Pirates as a ninth-round selection in the June draft

2012 Acquired by the Boston Red Sox with RHP Joel Hanrahan in exchange for RHPs Mark Melancon, RHP Stolmy Pimentel, INF Ivan De Jesus, and 1B/OF Jerry Sands on 12/26

ADDITIONAL BATTING STATISTICS

YEAR	CLUB	OBP	SLG	OPS	TB	GDP
2012	PITTSBURGH	.329	.354	.682	23	1

CAREER FIELDING RECORD

YEAR	CLUB	POS	PCT.	G	GS	PO	A	E	TC	DP
2012	PITTSBURGH	2B	.938	14	14	22	38	4	64	3

SINGLE-GAME HIGHS

HITS	4, 9/4/12 for PIT vs. HOU
DOUBLES	1, 2 times, last 9/10/12 for PIT at CIN
HOME RUNS	None
RBI	2, 9/5/12 for PIT vs. HOU
RUNS SCORED	2, 9/4/12 for PIT vs. HOU
WALKS	1, 4 times, last 9/19/12 for PIT vs. MIL
STRIKEOUTS	2, 4 times, last 9/17/12 for PIT at CHC
STOLEN BASES	None
HITTING STREAK	8, 9/4/12-9/12/12
EJECTIONS	None

FULL NAME: Jose Antonio Iglesias**BATS:** Right **THROWS:** Right **HEIGHT:** 5-11 **WEIGHT:** 185**OPENING DAY AGE:** 23**BORN:** January 5, 1990 in Havana, Cuba**RESIDES:** Miami, FL**MAJOR LEAGUE SERVICE:** 71 days**ACQUIRED:** Signed as an international free agent on Sept. 8, 2009**SIGNED BY:** Craig Shipley/Johnny Dipuglia (Red Sox)**CONTRACT STATUS:** Signed through 2013

CAREER HIGHLIGHTS

- 🔴 In 4th pro season in the U.S....Signed a 4-year deal with the Red Sox on 9/8/09 and added to 40-man roster.
- 🔴 Has 35 games of major league experience with the Red Sox over the last 2 years, the club's youngest player to appear in a game in each season...Made major league debut on 5/8/11 in his 2nd pro season in the U.S. at 21 years/123 days old...Was the youngest Red Sox to appear in a game since 1996, the youngest Red Sox position player since 1980 and the youngest Red Sox shortstop since 1971.
- 🔴 Following the 2012 season, named the top defensive infielder in the Red Sox system by *Baseball America* for a 4th straight year...Tabbed by *BA* as the best defensive shortstop in the Triple-A International League in each of the last 2 seasons after earning the title in the Double-A Eastern League in 2010.
- 🔴 Enters 2013 ranked as the No. 9 prospect in the Red Sox system by *Baseball America*...Was the publication's 11th-best International League prospect in 2012.
- 🔴 Was the 15th Cuban-born player to appear in a game for the Red Sox and the 2nd Red Sox ever with last name beginning with "I" (also Daryl Irvine, 1990-92).
- 🔴 Played 75 games for los Vaqueros de La Habana of Cuba's Major League Serie Nacional during the 2007-08 season...Batted .322 (101-for-314) with 39 RBI and 51 runs scored...Was 17 years old when that season began and turned 18 during the year.
- 2012: Played in a career-high 25 games over 2 stints with BOS, his 2nd straight season with major league experience.**
- 🔴 Did not appear in his 1st stint with the Sox from 5/1-3...Remained in the majors after a 8/25 recall to Boston.
- 🔴 At 22 years old, was the youngest player to appear in a game for the Red Sox for the 2nd straight year.
- 🔴 Made 24 appearances at shortstop and entered 1 game at DH...All 23 starts came in the Red Sox' final 33 games beginning 8/28.
- 🔴 Reached in 5 straight games from 9/17-21 (4-for-14, 2 BB, HBP) and scored at least once in 4 straight contests from 9/17-20 (5 total runs).
- 🔴 Collected 1st career homer, RBI, and multi-hit effort as a major leaguer on 9/20 at TB, going 3-for-4 with 2 runs...At 22 years, 259 days old, was 1st BOS infielder under 23 years old to homer since 21-year-old Wilton Veras on 7/9/99 and the 1st Sox shortstop under 23 years old to do it since 22-year-old Rey Quinones on 6/4/86.
- 🔴 Went hitless in his 1st 17 at-bats of the year with BOS prior to a 5th-inning double on 9/3 at SEA.
- 🔴 Named a 2012 post-season International League All-Star after batting .266 (94-for-353) in 88 games for Triple-A Pawtucket...Topped the PawSox with 9 sacrifice hits and tied for 3rd on the team with 12 stolen bases in 15 attempts...At the time of his 8/25 promotion, was tied for 2nd on the club in hits.
- 🔴 Was 4th-toughest International Leaguer to strike out, fanning once every 8.61 plate appearances (396 PA/46 SO).
- 🔴 Led the PawSox with a .341 AVG in May (28-for-82) before missing from 5/25-6/25 on the DL...Played 2 games with Short-A Lowell on rehab, going 3-for-8 (.375).
- 🔴 Hit safely in 14 of his last 16 Triple-A games from 8/4-24, ranking 5th in the IL with a .371 AVG (23-for-62) in that time...Topped the club and ranked 7th in the circuit with a .329 clip (24-for-73) in August overall.
- 🔴 Named the top defensive shortstop in the International League by *Baseball America* for a 2nd straight season...Also ranked as the top defensive infielder in the Sox system by *BA* for a 4th straight year.
- 2011: Saw his 1st ML action in 10 games with BOS in his 1st full season in the United States ...Played the rest of the year at Triple-A Pawtucket.**
- 🔴 Played in 10 ML games overall and went 2-for-6 (.333) with 3 runs scored...Appeared in 8 games at shortstop, including 1 start (5/11 at TOR), and made 5 appearances as a pinch-runner.

⚡ Recalled on 5/8 and made big league debut that day as defensive replacement at shortstop in the 9th inning...At 21 years/123 days old, was the youngest Red Sox player to appear in a game since Jeff Suppan at 21 years/94 days on 4/5/96 at KC...Also the Sox youngest position player in a game since Rich Gedman at 21 years/9 days on 10/5/80 vs. TOR and youngest shortstop since Juan Beniquez at 21 years/118 days on 9/13/71 vs. NYY.

⚡ His 1st ML run scored was the winning tally on Carl Crawford's walk-off, 11th-inning double on 5/9 vs. MIN...Pinch-ran for Jed Lowrie prior to the double.

⚡ Optioned back to Triple-A Pawtucket on 5/20...Recalled again on 9/13 and remained in the majors for the duration of the season, hitting safely in both at-bats during that stretch...Recorded his 1st major league hit on 9/15 vs. TB, a single off Alex Torres.

⚡ Spent most of the season with the PawSox, appearing in 101 contests...Batted .235 (84-for-357) with 9 doubles, 1 homer, 31 RBI, 35 runs, 21 walks, and 12 stolen bases.

⚡ Hit safely in 10 of his last 12 regular-season games with Pawtucket from 8/24-9/5, batting .333 (13-for-39).

⚡ Led qualifying Triple-A shortstops with a .973 fielding percentage (12 errors), 441 total chances, and 284 assists in 97 games at SS.

⚡ Started all 3 of Pawtucket's playoff games in the International League semi-finals against Lehigh Valley.

⚡ After the season, was named by *Baseball America* as the top defensive shortstop in the Red Sox system for a 3rd straight year...Also tabbed by *Baseball America* as the best defensive shortstop in the International League and as the No. 12 Red Sox prospect overall.

2010: Made professional debut with Double-A Portland but limited to 57 games due to a broken right hand.

⚡ Collected season-high 5 RBI in the Sea Dogs 7-2 win vs. Binghamton on 5/11...Was 3-for-5 with a triple in the game.

⚡ Suffered a broken right hand when he was hit by a pitch on 5/29 vs. New Britain and placed on the disabled list on 6/4...Was hitting .306 (45-for-147) with 9 doubles, 3 triples, 9 RBI, and 19 runs scored before the DL stint.

⚡ Played in 13 rehab games with Short-A Lowell from 7/31-8/15, hitting safely in 11 of the 13 contests for a .350 overall clip (14-for-40)...Served as the DH in 11 games and played SS twice.

⚡ Activated from Portland's DL on 8/17...Hit .243 (18-for-74) with a double, 4 RBI, and 10 runs to finish the year.

⚡ Appeared at shortstop in 55 games overall with the Sea Dogs, posting a .966 fielding percentage (7 E/203 TC).

⚡ Named best defensive shortstop in Double-A by *Baseball America* in a list released near the end of the season.

⚡ Played in the Arizona Fall League for the 2nd straight year...Hit .269 (18-for-67) with 1 double, 8 RBI, 7 runs, and 4 stolen bases in 17 games with the Peoria Javelinas...Appeared at shortstop in all 17 tilts.

⚡ Following the season, ranked as the No. 1 prospect in the Red Sox system according to *Baseball America* (following the trade of former top prospect RHP Casey Kelly)...Also named the No. 52 prospect in MLB by the publication.

⚡ Tabbed the organization's best defensive infielder in *BA's* Best Tools survey for the 2nd straight season...Also named the No. 3 overall shortstop prospect on MLB.com's list prior to the 2011 season.

2009: Played for the Mesa Solar Sox in the Arizona Fall League.

⚡ Batted .275 (19-for-69) with 4 doubles, 2 home runs, 12 RBI, 9 runs, 4 walks, and 3 stolen bases in 18 games with Mesa...Selected to play in the league's Rising Stars Game (0-for-2).

⚡ Following the season, rated as the No. 9 prospect, No. 7 position player, in the Sox system according to *Baseball America*...Also named as the organization's best defensive infielder in the publication's Best Tools survey.

PERSONAL

⚡ A native of Havana, Cuba, established residency in the Dominican Republic before signing with Boston.

⚡ Participated in the 2010 Red Sox Rookies Program.

YOUNGEST RED SOX ON DATE OF DEBUT SINCE 1970

AGE (Y/D)	PLAYER	DATE
20/196	Jeff Suppan	7/17/1995
20/318	Dwight Evans	9/16/1972
20/347	Rich Gedman	9/7/1980
20/362	Roger Moret	9/13/1970
21/2	Rick Jones	4/18/1976
21/82	Luis Alvarado	4/7/1970
21/114	Juan Beniquez	9/4/1971
21/123	Jose Iglesias	5/8/2011
21/127	Jeff Sellers	9/15/1985
21/153	Kim Andrew	4/16/1975

IN THE COMMUNITY

While with the Red Sox in 2012, Jose met with Jimmy Fund patients during their trip to Fort Myers...He took part in a fan/player photo session in 2011...As part of the Red Sox Rookie Program in 2010, visited patients at the Jimmy Fund and Children's Hospital Boston, and signed at an autograph session benefitting the Red Sox Foundation...During Spring Training, has played in the Children's Hospital of Southwest Florida Celebrity Golf Classic and attended the Red Sox Foundation's Dancing with the New Stars event.

JOSE IGLESIAS, CONTINUED

JOSE IGLESIAS' CAREER RECORD

YEAR	CLUB	AVG.	G	AB	R	H	2B	3B	HR	RBI	SH	SF	HB	BB	SO	SB	CS	E
2010	Portland	.285	57	221	29	63	10	3	0	13	1	3	3	8	49	5	2	7
	Lowell	.350	13	40	8	14	2	2	0	7	0	0	1	7	8	2	1	0
2011	Pawtucket	.235	101	357	35	84	9	0	1	31	5	0	4	21	58	12	4	12
	BOSTON	.333	10	6	3	2	0	0	0	0	0	0	0	0	2	0	0	0
2012	Pawtucket	.266	88	353	46	94	9	1	1	23	9	5	2	27	46	12	3	13
	BOSTON	.118	25	68	5	8	2	0	1	2	2	0	3	4	16	1	0	2
	Lowell	.375	2	8	1	3	1	0	0	0	0	0	0	1	1	1	0	0
Major League Totals		.135	35	74	8	10	2	0	1	2	2	0	3	4	18	1	0	2
Minor League Totals		.264	261	979	119	258	31	6	2	74	15	8	10	64	162	32	10	32
Red Sox Totals		.135	35	74	8	10	2	0	1	2	2	0	3	4	18	1	0	2

2009 Signed by the Boston Red Sox as an international free agent on 9/8

ADDITIONAL BATTING STATISTICS

YEAR	CLUB	OBP	SLG	OPS	TB	GDP
2011	BOSTON	.333	.333	.667	2	0
2012	BOSTON	.200	.191	.391	13	2
Major League Totals		.210	.203	.413	15	2

CAREER FIELDING RECORD

YEAR	CLUB	POS	PCT.	G	GS	PO	A	E	TC	DP
2011	BOSTON	SS	1.000	8	1	2	3	0	5	0
2012	BOSTON	SS	.980	24	23	27	71	2	100	16
Career Totals		SS	.981	32	24	29	74	2	105	16

SINGLE-GAME HIGHS

HITS	3, 9/20/12 at TB
DOUBLES	1, 2 times, last 9/30/12 at BAL
HOME RUNS	1, 9/20/12 at TB
RBI	1, 2 times, last 10/3/12 at NYY
RUNS SCORED	2, 9/20/12 at TB
WALKS	1, 4 times, last 9/19/12 at TB
STRIKEOUTS	2, 4 times, last 9/26/12 vs. TB
STOLEN BASES	1, 9/14/12 at TOR
HITTING STREAK	2, 3 times, last 9/20/12-9/21/12
EJECTIONS	None



FULL NAME: Ryan Michael Kalish

BATS: Left **THROWS:** Left **HEIGHT:** 6-0 **WEIGHT:** 213

OPENING DAY AGE: 25

BORN: March 28, 1988 in Shrewsbury, NJ

RESIDES: Boston, MA

MAJOR LEAGUE SERVICE: 1 year, 33 days

ACQUIRED: Selected in the ninth round of the June 2006 draft

SIGNED BY: Ray Fagnant (Red Sox)

CONTRACT STATUS: Signed through 2013



CAREER HIGHLIGHTS

🔥 In 8th season in the Red Sox system...Saw major league action in 2010 and 2012.

🔥 Underwent right shoulder arthroscopy and posterior labrum repair on 1/30/13...The surgery was performed by Dr. Lewis Yocum in Los Angeles, CA.

🔥 Has gone 4-for-7 (.571) with 2 RBI in his career as a pinch-hitter in the big leagues.

🔥 Made major league debut with Boston in 2010 and earned Red Sox Rookie of the Year honors from the Boston Baseball Writers.

🔥 Named Red Sox Minor League Offensive Player of the Year in 2009.

2012: Appeared in 36 games over 3 stints with the Red Sox, his 1st major league action since 2010, after beginning the season on the 60-day DL recovering from left shoulder surgery.

🔥 Played all 3 OF positions, including 20 games in CF (16 GS), 9 in RF (8 GS), and 3 in LF (1 GS).

🔥 Batted .333 (5-for-15) against left-handed pitchers compared to .210 (17-for-81) versus right-handers.

🔥 Tallied a .357 AVG (5-for-14) when facing the opposing starting pitcher for the 3rd time in a game compared to .130 (3-for-23) in his 1st plate appearance and .217 (5-for-23) in his 2nd plate appearance.

🔥 Went 2-for-2 with a pair of doubles as a pinch-hitter...Knocked a 2-bagger in the pinch in the 7th inning on 6/26 vs. TOR, and then came around with the deciding run in a 5-1 Red Sox win...Also doubled in the pinch in the top of the 10th inning on 7/1 at SEA and scored the winning run.

🔥 Drove in the tying run in the 7th inning and later scored on a squeeze play on 6/17 at CHC...Scored the winning run in the 8th inning on 6/21 vs. MIA after singling earlier in the frame.

🔥 Hit in 14 of his last 20 games with a PA for BOS (15-for-65), beginning with a career-high-tying 5-game hit streak from 6/29-7/3 (.294, 5-for-17)...Went 5-for-12 (.417) over his last 4 games of the season with a PA.

🔥 Hit .345 (20-for-58) with 5 home runs and 11 RBI in 15 minor league games with High-A Salem, Double-A Portland and Triple-A Pawtucket, including 9 on rehab, prior to his 1st call-up on 6/17.

🔥 Batted .261 (29-for-111) with 4 homers, 14 RBI, and 7 steals in 27 tilts, including 3 on rehab, over 3 stints with the PawSox.

2011: Spent the season in the minor leagues, playing just 24 games due to 2 stints on the DL.

🔥 Totaled 22 games with Triple-A Pawtucket, batting .209 (18-for-86) with 6 doubles, 9 RBI, and 8 walks... Played 17 games in CF, 1 in RF, and 4 at DH with the PawSox.

🔥 Hit .236 (13-for-55) with 4 doubles and 7 RBI in 14 games before landing on the DL on 4/23 (retro to 4/22) due to a left shoulder injury suffered while making a diving catch in center field on 4/21 vs. Syracuse...Suffered a partial tear of the labrum in his left shoulder and a neck injury.

🔥 Appeared in 2 rehab games with Short-A Lowell from 8/4-6, going 3-for-6 (.500) with 2 RBI and a walk, and was reinstated to Pawtucket's roster on 8/8.

🔥 Went 5-for-31 (.161) with 2 doubles and 2 RBI in 8 contests from 8/8-20 before landing on the DL again on 8/23 due to right trapezius inflammation...Missed the remainder of the season.

🔥 Underwent surgery on 9/14 to repair a bulging disc in his neck, performed by Dr. Joseph Maroon in Pittsburgh, PA...Underwent labrum surgery on his left shoulder on 11/8, performed by Dr. Lewis Yocum in Los Angeles, CA.

2010: Named Red Sox Rookie of the Year by the Boston Chapter of the BBWAA after making his major league debut on 7/31.

🔥 Appeared in 53 games for BOS overall, playing all 3 OF positions, including 38 games in center (32 starts)... Tallied 3 OF assists, 6th-most among AL rookies...Appeared in CF in 25 of the club's last 30 tilts (23 GS).

- 🔴 Tied for 2nd among AL rookies with 10 stolen bases in 11 chances...Tied for the AL rookie lead from his debut on 7/31 through the end of the season with 11 doubles and also ranked among AL rookie leaders in that span in runs (T-4th, 26), hits (5th, 41), homers (T-5th, 4), RBI (T-3rd, 24), and extra-base hits (T-2nd, 16).
 - 🔴 Notched hits in 30 of his 53 ML games, reaching base in 34...Had 4 homers, all with at least 1 runner on base.
 - 🔴 Knocked 2 grand slams (8/17 vs. LAA and 9/6 vs. TB), tying the Red Sox rookie record...Became the 7th Red Sox rookie to accomplish the feat, joining Jim Tabor (1939), Ted Williams (1939), Walt Dropo (1950), Faye Throneberry (1952), Ellis Burks (1987), and Bob Zupcic (1992).
 - 🔴 Was only the 3rd major leaguer to hit 2 grand slams within 6 weeks of his 1st big league game, with the others also doing it for the Red Sox: Faye Throneberry in 1952 and Ellis Burks in 1987...Combined with Daniel Nava (1 grand slam), it was the 1st time BOS had 3 grand slams from rookies since 1992 when Zupcic hit 2 and John Valentini hit 1.
 - 🔴 Went 2-for-5 (.400) with 2 RBI, a run, and walk in the pinch...Notched 1st career pinch-hit (single) in 1st chance, 8/10 at TOR.
 - 🔴 Selected to BOS's roster on 7/31 and made big league debut with a start in left field that day vs. DET...Recorded 1st hit in 1st plate appearance, a 3rd-inning single...Collected his 1st RBI with a single in the 7th inning.
 - 🔴 At 22 years, 125 days old in his debut on 7/31, became the youngest BOS LF since Greg Blosser (22 years, 99 days) on 10/3/93...On 8/2, became the youngest Red Sox CF since Michael Coleman (22 years, 34 days) on 9/19/97...On 8/3, became the youngest Sox RF since Mike Greenwell (22 years, 73 days) on 9/29/85.
 - 🔴 Recorded 3 multi-hit games in his 1st 4 major league tilts, the 4th Sox rookie since 1920 to do that, 1st since Morgan Burkhardt had 4 straight multi-hit efforts to start his career in 2000.
 - 🔴 Went 3-for-3 with a double and a walk on 8/2 vs. CLE...Was the 1st Red Sox player to tally 3 hits in a game within his 1st 3 career ML contests since Nomar Garciaparra in his 2nd career game on 9/1/96 at OAK (3-for-5)...Double in the 7th marked 1st career extra-base hit and also collected 1st outfield assist in the 4th inning.
 - 🔴 Connected for his 1st major league home run in the 6th inning on 8/6 at NYY, a 2-run shot off Javier Vazquez that gave the Red Sox a 6-3 lead...Was the 1st Red Sox to hit his 1st home run against the Yankees in New York since David Murphy on 9/17/06 (G1).
 - 🔴 Knocked 1st career grand slam on 8/17 vs. LAA off Jered Weaver...At 22 years, 142 days old, was the youngest Red Sox player with a slam since Tony Conigliaro's on 8/24/65 at 20 years, 229 days.
 - 🔴 Hit 2nd grand slam on 9/6 off TB's Andy Sonnanstine at Fenway Park and also stole 2 bases in that contest, becoming the 1st Red Sox ever with a slam and multiple stolen bases in a game.
 - 🔴 Placed 3rd among AL rookies with 16 RBI in September/October.
 - 🔴 Stole both 2nd and home in the 6th inning on 10/3 vs. NYY, the last day of the season...Swipe of home came on a double steal with Daniel Nava taking 2nd base.
 - 🔴 Batted .294 (86-for-293) with 18 doubles, 2 triples, 13 homers, 47 RBI, 57 runs, 42 walks, and 25 stolen bases in 78 games combined between Double-A Portland and Triple-A Pawtucket.
 - 🔴 Began the year with Portland and was transferred to Pawtucket on 6/1...Hit .294 (42-for-143) with 5 homers, 18 RBI, and 12 stolen bases in 37 contests with the PawSox, including multiple hits in 13 of his last 24 games, going 34-for-100 (.340) in that span.
 - 🔴 Appeared in 70 tilts in the OF between Portland and Pawtucket, playing right (24 G), center (28 G), and left (21 G).
- 2009: Named Red Sox Minor League Offensive Player of the Year in a season split between Single-A Salem and Double-A Portland.**
- 🔴 Combined to hit .279 (141-for-506) while setting career highs with 18 home runs and 77 RBI.
 - 🔴 Led Red Sox farmhands with 84 runs, 231 total bases, and 68 walks...Also ranked among that group in homers (2nd), RBI (4th), and stolen bases (T-5th, 21).
 - 🔴 Named Red Sox Minor League Base Stealer of the Month for April with 7 thefts in 8 chances.
 - 🔴 Was leading Salem in homers (5) and ranked 3rd in the Carolina League in OBP (.434) at the time of his 5/15 promotion to Portland...Drove in 12 runs over his final 12 Single-A contests.
 - 🔴 Played a total of 53 games in center field and 31 in right.
 - 🔴 Hit .301 (22-for-73) with 1 homer and 15 RBI in 21 games for Mesa of the Arizona Fall League.
 - 🔴 After the season, ranked by *Baseball America* as the Red Sox No. 5 prospect, No. 4 position player...Also named the No. 9 prospect in the Carolina League.
- 2008: Spent most of year at Single-A Greenville before August call-up to High-A Lancaster.**
- 🔴 Combined to hit .266 (118-for-433) with 5 home runs and 46 RBI between the 2 stops.
 - 🔴 Was 19-for-23 in stolen base attempts to finish tied for 5th among Red Sox minor leaguers.
 - 🔴 Ranked 2nd on the Drive (min. 100 AB) with a .281 AVG (101-for-360) and 3rd in games (96), hits (101), runs (51), and stolen bases (18).

☛ Led all Red Sox minor leaguers with a .311 clip (28-for-90), 6 doubles, and a .438 OBP in July to earn the club's Minor League Offensive Player of the Month Award.

☛ Promoted to Lancaster on 8/14 and drove in multiple runs in 4 straight games from 8/19-22, going 7-for-18 (.389) with 2 homers and 10 RBI...Was 0-for-5 in 2 playoff games with the JetHawks.

☛ Hit .282 (20-for-71) with 1 homer and 13 stolen bases for North Shore Honu of Hawaii Winter Baseball.

☛ Following the season, ranked by *Baseball America* as No. 13 prospect, No. 8 position player, in the Sox system.

2007: Led Short-A Lowell, ranked 4th in the Red Sox system and 8th in the New York-Penn League with 18 steals in 23 tilts.

☛ Was leading the New York-Penn League in runs (27) and stolen bases (18), and was the league's reigning Player of the Week before suffering a season-ending injury on 7/16...Earned Player of the Week honors for 7/9-15 after going 12-for-15 (.800) with 3 doubles, 2 homers, 5 RBI, 6 runs, and 4 steals in 4 games in that period.

☛ Named Red Sox Minor League Base Stealer of the Month for June (10 SB in 10 attempts) and swiped 12 bags in his 1st 12 games from 6/19-7/2.

☛ Selected to the NYPL All-Star Game, but was on the DL and did not participate.

☛ After the season, ranked by *Baseball America* as the No. 6 prospect, No. 4 position player, in Boston's system.

2006: Made pro debut in 17 games split between the GCL Red Sox and Short-A Lowell.

☛ Hit safely in 4 of his 6 games with the GCL Red Sox and transferred to Lowell on 8/26.

☛ Went 1-for-11 with an RBI and 2 runs in 3 postseason games for the GCL Red Sox.

PERSONAL

☛ Graduated from Red Bank (NJ) Catholic High School...In addition to baseball, starred as the football team's quarterback and on the basketball court.

☛ Participated in the 2010 Red Sox Rookie Program.

IN THE COMMUNITY

During his time with the Red Sox, Ryan has made several community appearances...During the offseason he attended the Fenway Park Holiday Fest and Christmas at Fenway, went on the Red Sox Road Trip that met up with fans in Maine, New Hampshire and Rhode Island, and was on the team's January caravan, visiting sites around Boston including stops at the Jimmy Fund and Children's Hospital Boston...Has twice been a contestant in the Red Sox Foundation's Dancing with the New Stars event and has attended the foundation's Picnic in the Park...Has attended the Jimmy Fund New Stars for Young Stars event, and interacted with Jimmy Fund patients during their trips to Fort Myers and select road cities, as well as in Boston...Has visited with patients at Massachusetts General Hospital for Children and Children's Hospital Boston...At Fenway, has interacted with fans during a Kids Run the Bases event and has participated in a player/fan photo session...While at Spring Training, has participated in the Days of Service events, including volunteering at a center for at-risk girls, and has played in the Celebrity Golf Classic and attended the Diamond Dinner, both to benefit the Children's Hospital of Southwest Florida.



Jonny Gomes, David Ross, Ryan Kalish, Andrew Miller and Daniel Nava visited patients at the Jimmy Fund in January.

RYAN KALISH'S CAREER RECORD

YEAR	CLUB	AVG.	G	AB	R	H	2B	3B	HR	RBI	SH	SF	HB	BB	SO	SB	CS	E
2006	Lowell	.200	11	35	8	7	0	1	0	4	0	1	2	2	14	2	0	1
	GCL Red Sox	.300	6	20	6	6	2	0	1	2	0	0	0	1	2	0	0	0
2007	Lowell	.368	23	87	27	32	4	1	3	13	0	0	1	16	12	18	3	2
2008	Lancaster	.233	18	73	6	17	6	0	2	14	0	1	0	8	23	1	0	1
	Greenville	.281	96	360	51	101	16	1	3	32	0	3	4	53	76	18	4	3
2009	Portland	.271	103	391	63	106	19	4	13	56	0	3	1	42	87	14	3	4
	Salem	.304	32	115	21	35	5	2	5	21	0	1	1	26	20	7	3	1
2010	Portland	.293	41	150	35	44	9	1	8	29	0	3	2	28	21	13	1	4
	Pawtucket	.294	37	143	22	42	9	1	5	18	0	2	1	14	32	12	2	2
	BOSTON	.252	53	163	26	41	11	1	4	24	2	1	1	12	38	10	1	2
2011	Pawtucket	.209	22	86	9	18	6	0	0	9	0	2	0	8	20	4	3	1
	Lowell	.500	2	6	2	3	0	0	0	2	0	0	0	1	1	0	0	0
2012	Salem	.333	3	12	3	4	0	0	1	1	0	0	0	0	3	1	1	0
	BOSTON	.229	36	96	12	22	3	0	0	5	0	1	0	6	26	3	2	4
	Portland	.222	3	9	0	2	1	0	0	0	0	0	0	4	1	0	0	0
	Pawtucket	.261	27	111	18	29	5	0	4	14	1	1	0	13	30	7	2	1
Major League Totals		.243	89	259	38	63	14	1	4	29	2	2	1	18	64	13	3	6
Minor League Totals		.279	424	1598	272	446	81	11	45	215	1	17	12	216	342	97	22	20
Red Sox Totals		.243	89	259	38	63	14	1	4	29	2	2	1	18	64	13	3	6

2006 Signed by the Boston Red Sox as a ninth-round selection (club's 13th pick) in the June draft

ADDITIONAL BATTING STATISTICS

YEAR	CLUB	OBP	SLG	OPS	TB	GDP
2010	BOSTON	.305	.405	.710	66	5
2012	BOSTON	.272	.260	.532	25	4
Major League Totals		.293	.351	.644	91	9

CAREER FIELDING RECORD

YEAR	CLUB	POS	PCT.	G	GS	PO	A	E	TC	DP
2010	BOSTON	OF	.982	51	44	105	3	2	110	1
2012	BOSTON	OF	.939	32	25	62	0	4	66	0
Career Totals		OF	.966	83	69	167	3	6	176	1

SINGLE-GAME HIGHS

HITS 3, 8/2/10 vs. CLE
DOUBLES 1, 14 times, last 8/5/12 vs. MIN
HOME RUNS 1, 4 times, last 9/13/10 at SEA
RBI 4, 2 times, last 9/6/10 vs. TB
RUNS SCORED 3, 9/6/10 vs. TB
WALKS 2, 10/2/10 vs. NYY
STRIKEOUTS 3, 6/28/12 at SEA
STOLEN BASES 2, 3 times, last 10/3/10 vs. NYY
HITTING STREAK 5, 2 times, last 6/29/12-7/3/12
EJECTIONS None

HOME RUN NOTES

MULTI-HOME RUN GAMES (0)
LEADOFF HOME RUNS (0)
GRAND SLAMS (2)
 Last: 9/6/10 vs. TB off Andy Sonnanstine
PINCH-HIT HOME RUNS (0)
EXTRA-INNING HOME RUNS (0)
GAME-ENDING HOME RUNS (0)
INSIDE-THE-PARK HOME RUNS (0)

FULL NAME: John Derran Lackey**BATS:** Right **THROWS:** Right **HEIGHT:** 6-6 **WEIGHT:** 235**OPENING DAY AGE:** 34**BORN:** October 23, 1978 in Abilene, TX**RESIDES:** Fort Worth, TX**MAJOR LEAGUE SERVICE:** 10 years, 95 days**ACQUIRED:** Signed as a free agent on December 15, 2009**SIGNED BY:** Kris Kline (Angels)**CONTRACT STATUS:** Signed through 2014 (club option for 2015)**CAREER HIGHLIGHTS**

🔥 In his 4th season with the Red Sox after signing a 5-year contract on 12/15/09...Missed the entire 2012 campaign after undergoing Tommy John Surgery prior to the season.

🔥 Spent 1st 11 professional seasons in the Angels organization after being drafted by the Halos in 1999.

🔥 Since 2003, ranks among AL leaders in starts (3rd, 276), innings (3rd, 1,767.2), strikeouts (4th, 1,396), shutouts (T-4th, 8), quality starts (T-3rd, 158), wins (4th, 119) and complete games (T-10th, 13).

🔥 Joins Mark Buehrle and CC Sabathia as the only AL hurlers to record double-digit victories at least 9 times since 2003...Is 1 of 7 ML pitchers to do it overall during that span.

🔥 Has tallied both 150 strikeouts and 200.0 innings in a season 5 times, all since 2003, 1 of 5 players to accomplish the feat in that time along with James Shields (6 times), Justin Verlander (6), Felix Hernandez (5) and CC Sabathia (5).

🔥 Is 1 of just 3 hurlers with at least 275 starts (294) in the AL since 2002, along with CC Sabathia (333) and Mark Buehrle (330).

🔥 Posted an ERA under 4.00 in each of 5 seasons from 2005-09, joining Roy Halladay as the only AL starters to accomplish that feat.

🔥 Selected to the 2007 American League All-Star team but did not pitch in the game in San Francisco.

🔥 Led the AL with a career-best 3.01 ERA (75 ER/224.0 IP) in 2007.

🔥 Still ranks among all-time Angels leaders in wins (T-4th, 102), ERA (5th, 3.81), and strikeouts (5th, 1,201).

🔥 Is 3-4 with a 3.12 ERA (27 ER/78.0 IP) in 14 career postseason games (12 starts).

🔥 Helped the Angels win the 2002 World Series as a rookie, going 2-0 with a 2.42 ERA (6 ER/22.1 IP) in 5 playoff appearances (3 starts), including a Game 7 victory over San Francisco on 3 days rest...Became the 1st rookie pitcher to win a World Series Game 7 since Pittsburgh's Babe Adams in 1909.

2012: Missed entire season while recovering from Tommy John Surgery performed on 11/1/11.

🔥 Placed on the 60-day DL on 2/21.

🔥 Tossed 2.0 innings (26 pitches) and struck out 3 batters in an intra-squad game between players in the Red Sox Instructional League at their Spring Training complex in Fort Myers, FL on 9/23.

2011: In 2nd season with BOS, finished 3rd on the team in wins (12), starts (28), innings (160.0), and strikeouts (108).

🔥 Received 120 runs of support for AVG of 6.75 runs of support per 9.0 innings, tied for 3rd most in majors among pitchers with at least 120.0 IP after TEX' Derek Holland (7.64) and teammate Jon Lester (6.86).

🔥 Held right-handers to a .265 AVG (79-for-298) compared to a .343 mark (124-for-362) to left-handed batters.

AMERICAN LEAGUE LEADERS SINCE 2002**WINS**

RK	PITCHER	W
1.	CC Sabathia	163
2.	Mark Buehrle	141
3.	Roy Halladay	130
4.	John Lackey	128
5.	Justin Verlander	124

GAMES STARTED

RK	PITCHER	GS
1.	CC Sabathia	333
2.	Mark Buehrle	330
3.	John Lackey	294
4.	Tim Wakefield	258
5.	Freddy Garcia	246

QUALITY STARTS

RK	PITCHER	QS
1.	CC Sabathia	216
2.	Mark Buehrle	210
3.	John Lackey	168
4.	Roy Halladay	159
5.	Felix Hernandez	158

SHUTOUTS

RK	PITCHER	SHO
1.	Roy Halladay	13
T-2.	Felix Hernandez	9
T-2.	CC Sabathia	9
T-4.	John Lackey	8
T-4.	James Shields	8

INNINGS PITCHED

RK	PITCHER	IP
1.	CC Sabathia	2,253.1
2.	Mark Buehrle	2,204.0
3.	John Lackey	1,876.0
4.	Tim Wakefield	1,713.2
5.	Roy Halladay	1,710.1

STRIKEOUTS

RK	PITCHER	K
1.	CC Sabathia	1,915
2.	Felix Hernandez	1,487
3.	John Lackey	1,465
4.	Justin Verlander	1,454
5.	Johan Santana	1,289

- ⚾ His 6.41 ERA (114 ER/160.0 IP) was the highest among major leaguers with at least 150.0 innings pitched and the highest ever by a Red Sox hurler with at least as many innings.
 - ⚾ Among hurlers with at least 150.0 innings pitched, allowed a major league-high .308 AVG (203-for-660)...Led the majors with 114 earned runs allowed and 19 hit batsmen, both career highs.
 - ⚾ Began the season with decisions in his 1st 17 starts (9-8) before a no-decision on 8/1 vs. CLE, the 2nd-longest streak of decisions to begin a Red Sox season in 12 years after Tim Wakefield's 26-game streak to begin 2007 (16-10)...It tied for the 3rd-longest decisions streak at any point by an AL pitcher in 2011 after CC Sabathia (23, 4/23-8/18) and Justin Verlander (22, 5/29-9/18).
 - ⚾ Earned the 9-6 win in the club's 1st victory of the season on 4/8 vs. NYY, BOS's home opener.
 - ⚾ Notched season-high 15.0-inning scoreless streak from 4/19 (2nd inning) through 4/30 (2nd inning), his longest scoreless stretch as a member of the Sox...Was 1-2 in 3 starts from 4/19-30 despite compiling a 1.35 ERA (3 ER/20.0 IP).
 - ⚾ Threw 8.0 scoreless innings on 4/24 at LAA and earned the 7-0 win...Won his other scoreless outing on 7/9 vs. BAL (6.2 IP), a 4-0 victory.
 - ⚾ Placed on 15-day DL on 5/16 (retroactive to 5/12) with a right elbow strain...Made 1 rehab start with Triple-A Pawtucket on 5/31 vs. Norfolk allowing 1 run in 5.2 innings...Activated on 6/5 and won next 3 starts through 6/17.
 - ⚾ Struck out a season-high 8 batters on 6/11 at TOR... Reached 1,400 career K's on 6/29 at PHI.
 - ⚾ Earned the win in a career-high 6 straight decisions over 7 starts from 7/9-8/17...In that span, posted a 3.92 ERA (19 ER/43.2 IP) and 34 strikeouts compared to just 7 walks.
 - ⚾ Won 4 consecutive starts from 7/9-27, with a 2.52 ERA (7 ER/25.0 IP) in that time...Was his longest such streak since winning 4 starts in a row for the Angels from 7/12-29/09 and matched BOS's longest such streak of the season (also Jon Lester, 4/17-5/3).
 - ⚾ Lasted at least 6.0 innings in a season-high 6 straight starts from 8/1-30, tied for the 2nd-longest such streak by a Red Sox hurler in 2011 after Josh Beckett (10, 5/9-7/3).
 - ⚾ After the season, underwent successful Tommy John Surgery on 11/1 to reconstruct a torn ulnar collateral ligament in his right arm...The surgery was performed by Dr. Lewis Yocum in Los Angeles, CA.
- 2010: Led the Red Sox with 33 starts, 215.0 innings, and 21 quality starts in his 1st season with the club...Finished tied for 4th among AL leaders in starts, 8th in innings, and tied for 8th in quality starts.**
- ⚾ Had the most innings pitched for a BOS hurler since Tim Wakefield in 2005 (225.1 IP) and most quality starts for a Sox righty since Pedro Martinez and Curt Schilling each recorded 22 in 2004.
 - ⚾ Placed 2nd on the team with 156 strikeouts, behind Jon Lester's 225...Was his 1st 150-strikeout, 200.0-inning campaign since 2007.
 - ⚾ Joined Jon Lester (7) as the only Sox hurlers with multiple double-digit strikeout games, recording a season-high 10 K's on both 8/23 vs. SEA and 10/3 vs. NYY.
 - ⚾ 14 wins were 3rd on the team behind Jon Lester (19) and Clay Buchholz (17), and tied for 15th in the AL.
 - ⚾ Finished among AL leaders in hits (3rd, career-high 233), runs (T-4th, 114) and earned runs (T-5th, 105) allowed...Matched career high with 72 walks (also 2006).
 - ⚾ Was 11-5 in 18 starts at Fenway Park, tied for 2nd in the AL (4 others) in home wins behind DET's Justin Verlander (12)...Led AL with 16 decisions at home...Won 7 straight home starts from 4/24-6/29, the longest such run in the AL in 2010.
 - ⚾ Tallied a 12-6 record with a 3.89 ERA (68 ER/157.1 IP) in 24 night starts compared to 2-5 with 5.77 mark (37 ER/57.2 IP) in 9 day outings...Tied for 5th in AL in night wins and tied for 9th in night win pct.
 - ⚾ Lasted at least 6.0 innings in a team-high 28 starts, tied for the 4th in the AL...Went 5.0 frames or more in 30 of his 33 outings, tied for 9th in the league.
 - ⚾ Was winless in 10 of his 21 quality starts and received no more than 1 run of support in 6 of his 11 defeats overall on the season.
 - ⚾ Was 5-1 with a 2.98 ERA (19 ER/57.1 IP) in 8 starts against the AL West compared to 9-10, 4.91 (86 ER/157.2 IP) vs. all other clubs.
 - ⚾ Tossed 6.0 scoreless innings against the Yankees in his Red Sox debut on 4/7 at Fenway Park, a no-decision...Became the 1st pitcher to record a scoreless outing of at least 6.0 innings in his BOS debut since Hideo Nomo's 9-inning no-hitter at BAL on 4/1/01 and the 1st to do it against the Yankees since Zane Smith on 5/14/95 at home...Also became the 1st pitcher ever to begin a season with the Red Sox after beating them during the previous postseason (2009 ALDS Game 1).
 - ⚾ Earned 1st victory in a Sox uniform in his 2nd start, 4/14 at MIN (2 ER/6.2 IP), the Twins 1st loss at Target Field.
 - ⚾ Won all 3 starts with a 3.38 ERA (8 ER/21.1 IP) against his former club, 1 of 3 pitchers to defeat the Angels 3 times in 2010.

- 🔥 Notched a 5-game win streak over 7 starts from 5/26-6/29, matching his then-career high for the 4th time (passed with 6-gamer in 2011)...Posted a 3.72 ERA (19 ER/46.0 IP) during the run.
- 🔥 Went 4-0 with a 3.86 ERA (17 ER/39.2 IP) in June, the only AL hurler to make at least 6 starts and go undefeated in the month.
- 🔥 Notched a career-high 2 hits at the plate on 6/23 at COL, including a double, his 1st extra-base hit.
- 🔥 Made 250th start of his career on 7/4 vs. BAL (L 1-6, 4 R/3 ER, 7.1 IP).
- 🔥 Tallied a 3.97 ERA (45 ER/102.0 IP) over 15 starts in the 2nd half after posting a 4.78 ERA (60 ER/113.0 IP) in 18 starts prior to the All-Star break...Improved his strikeout and walk rates after the break, from 5.42 K's per 9.0 innings in the 1st half to 7.76 after and 3.66 walks per 9.0 to 2.29.
- 🔥 Recorded a 3.38 strikeout-to-walk ratio after the break, 4th best among AL hurlers with at least 15 2nd-half starts...Issued 3 or less walks in a season-high 11 straight starts to end the year, 8/7-10/3.
- 🔥 Pitched 7.2 hitless frames on 7/22 at SEA before allowing a single to Josh Bard with 2 out in the 8th...Yielded 1 run (0 ER) on 2 hits in 8.0 IP and left with a 6-1 lead but was denied the win when the bullpen allowed 5 runs in the 9th...Was his deepest in a game without allowing a hit since 7/29/08 at BOS while with LAA (8.1 IP).
- 🔥 Earned 10th win of the year at Angel Stadium on 7/27 (2 ER/7.1 IP), joining Nolan Ryan (7/6/89 with Texas) as the only former Angels with over 100 victories with the club to win their 1st game back in Anaheim as a member of the opposition.
- 🔥 Lost a career-high 4 straight starts from 8/29-9/17.

2009: Ranked among Angels leaders in strikeouts (2nd, 139), wins (T-3rd, 11), innings pitched (3rd, 176.1), and starts (3rd, 27) in last year with the club.

- 🔥 Recorded at least 10 wins for the 7th straight season, joining Nolan Ryan (8, 1972-79) and Chuck Finley (10, 1989-99) as the only Angels hurlers to notch as many double-digit campaigns with the club.
- 🔥 Finished 3rd among major league qualifiers with a 2.11 ERA (14 ER/59.2 IP) in day games and 10th in the AL with a 3.80 ERA (38 ER/90.0 IP) on the road.
- 🔥 Pitched 7.0 innings or more in 17 of 27 starts, going 9-3 in those contests...Went 9.0 innings on 3 occasions: 9.0 shutout IP in a 10-inning, 1-0 victory over OAK on 7/19 (3 H, 1 BB, 6 SO); 9.0 IP in a no-decision in a 10-inning, 2-1 Angels win at KC on 9/5 (6 H, 1 R/ER, 4 K); in next start, logged 14th career complete game, a 5-hit shutout vs. SEA on 9/10, his 8th career shutout (1 BB, 7 K).
- 🔥 Allowed 3 earned runs or less in 11 of last 15 regular-season starts to lower ERA from 4.93 to 3.83...Including 3 postseason starts, went 9-5 with a 2.91 ERA (42 ER/130.0 IP) over his final 19 outings.
- 🔥 Began the season on the DL for the 2nd straight year, this time due to a strained right forearm (placed on the DL on 3/27)...Appeared in 2 rehab starts for Triple-A Salt Lake (0-1, 2.79 ERA) before being activated on 5/16.
- 🔥 Made season debut on 5/16 at TEX...Hit Ian Kinsler with his 2nd pitch and was ejected from that game by home plate umpire Bob Davidson, his 3rd career ejection.
- 🔥 Collected his 1st major league hit with a 4th-inning RBI single at SF on 6/15 after going hitless in his 1st 26 major league at-bats.
- 🔥 Recorded his 100th career victory on 8/30 vs. OAK...Was the 5th Angels pitcher to reach the mark after Chuck Finley, Nolan Ryan, Frank Tanana, and Mike Witt.

POSTSEASON: Went 1-1 while pacing Angels starters with a 2.29 ERA (5 ER), 19.2 IP and 3 starts in the postseason and tying for the club lead with 14 strikeouts...Earned the 5-0 win over BOS in Game 1 of the ALDS at Angel Stadium with 7.1 scoreless innings...Lost to NYY in Game 1 of the ALCS in NY, giving up 4 runs (2 ER) over 5.2 innings in a 4-1 decision...Gave up 3 runs over 6.2 frames in ALCS Game 5 in Anaheim but did not factor into the Angels 7-6 win.

2008: Made 24 starts for Los Angeles despite his 1st career trip to the disabled list.

- 🔥 Tied career high with 3 complete games (also 2006): 5/25 at CWS (L, 6 H, 3 R/ER, 8.0 IP), 7/29 at BOS (W, 2 H, 2 R/ER, 9.0 IP), and 8/26 vs. OAK (W, 7 H, 1 R/ER, 9.0 IP).
- 🔥 Began season on 15-day DL due to a strained right triceps, his 1st career DL stint...Placed on DL on 3/26 (retro to 3/21) and was activated 5/14...Made 3 rehab starts for Single-A Rancho Cucamonga (4 ER/9.0 IP).
- 🔥 Named AL Pitcher of the Month for June, posting a 5-0 record and 1.16 ERA (5 ER/38.2 IP) in 5 starts...Was his 2nd career monthly honor (also July 2006)...Won 5 straight starts, 6/6-29, equaling then-longest career win streak (passed with 6-gamer in 2011)...Marked 1st 5-0 month and 2nd career 5-win month (5-1, July 2006; done again in July 2009, 5-1).
- 🔥 Allowed career-high 15 hits in 5.2 innings on 7/10 at TEX, equaling the Angels club record set by Paul Hartzell on 9/9/76 at KC.
- 🔥 Fanned Kevin Youkilis for 1,000th career strikeout in the 4th inning of 7/18 start vs. BOS.
- 🔥 Carried a no-hitter for a career-long 8.1 innings en route to a 6-2 win over the Red Sox on 7/29 at Fenway Park...Single by Dustin Pedroia broke up the no-hit bid...Kevin Youkilis followed with 2-run home run...Became the 1st Angel to record a complete-game victory at Fenway Park since Chuck Finley, 8/17/90 (1-0 score).

🔥 Dropped a 4-3 decision on 8/31 vs. TEX, his 1st loss within the AL West since 4/18/07 at OAK...Snapped a 10-game win streak vs. AL West rivals.

🔥 Struck out career-best 12 batters in 6.0 innings at TEX on 9/21...Fanned 7 straight batters beginning with the final out of the 1st inning, falling 1 K shy of the Angel and AL record...Was the 1st pitcher to fan 7 in a row in a game played under AL rules (with a DH) since BOS's Pedro Martinez also had 7 at MIN on 8/16/02.

🔥 Pitched just 2.2 innings on 9/26 vs. TEX, allowing a career-high 10 runs.

POSTSEASON: Was 0-1 with a 2.63 ERA (4 ER/13.2 IP) in 2 starts against BOS in the ALDS...The Angels scored just 3 runs while he was in the game over both starts...Took Game 1 loss at home, allowing 2 runs over 6.2 innings with 5 K's...Did not factor in Game 4 decision at Fenway Park, surrendering 2 runs over 7.0 frames as BOS walked off with a 3-2 win.

2007: Earned 1st All-Star selection and finished 3rd in American League Cy Young Award voting after setting career highs with 19 wins and an AL-best 3.01 ERA (75 ER/224.0 IP).

🔥 Was 3rd in AL Cy Young Award balloting with 36 points (1 1st, 5 2nd and 16 3rd-place votes)...Trailed only CLE's CC Sabathia and BOS's Josh Beckett.

🔥 Became the 1st Angel to win an ERA title since Frank Tanana in 1977 (2.54 ERA).

🔥 19 wins tied for 2nd in AL...Also ranked 4th with a career-high 224.0 innings pitched, 9th with a .679 winning percentage (19-9), and tied for 1st with 2 shutouts...Had the 10th-fewest walks per 9.0 innings at 2.09.

🔥 Led the Angels in wins (19), ERA (3.01), starts (33), innings pitched (224.0), and strikeouts (179)...LAA was 23-10 in his starts.

🔥 Joined Kelvim Escobar (18 wins) as the 1st Angels teammates to each notch 18 wins since 1991 when Jim Abbott (18), Chuck Finley (18), and Mark Langston (19) accomplished the feat.

🔥 Limited opponents to 3 earned runs or less in 27 of his 33 starts...Pitched at least 7.0 frames in 19 starts.

🔥 Was 10-1 with a 2.18 ERA (22 ER/90.2 IP) vs. the AL West, including 4-0 with a 0.58 ERA (2 ER/31.0 IP) vs. the 2nd-place Mariners.

🔥 Made 2nd career Opening Day start on 4/2 vs. TEX, allowing 1 run (0 ER) over 5.0 innings for a 4-1 win.

🔥 Won a then-career-best 5 straight decisions (passed with 6-gamer in 2011) over 5 starts from 5/11-6/1.

🔥 Reached 1,000.0 career innings pitched during start at DET on 5/22.

🔥 Reached 10 wins on 6/13 at CIN, the 1st ML hurler to reach the mark in 2007.

🔥 Tallied 11 wins in the 1st half, joining Kelvim Escobar (10) as the 1st Angel duo with 10 or more wins at the break since 1991 (Mark Langston and Chuck Finley each with 12).

🔥 Selected to his 1st career All-Star team but did not appear in the the Midsummer Classic on 7/10 in SF.

🔥 Went 11-3 with 2 shutouts and a 2.54 ERA (29 ER/102.2 IP) over his last 15 road starts...Shutouts marked his only complete games in 2007, both coming at SEA (7/31, W, 7 H, 9.0 IP; and 8/27, W, 7 H, 9.0 IP).

POSTSEASON: Started Game 1 of the ALDS against BOS at Fenway Park...Gave up 4 runs over 6.0 innings and took the 4-0 loss.

2006: Placed among AL leaders in ERA (5th, 3.56), innings pitched (6th, 217.2), strikeouts (3rd, 190), complete games (T-3rd, 3), shutouts (T-1st, 2), and opponent AVG (5th, .246).

🔥 Established career highs in complete games (matched in 2008) and walks (72 matched in 2010).

🔥 Led club in ERA, starts (tied, also Ervin Santana), complete games, shutouts, innings pitched, and strikeouts (190)...Also issued a team-high 72 walks.

🔥 Struck out 10 or more batters on 4 occasions, including 3 straight 10-K starts from 7/2-14...Was the 1st Angel with 3 straight double-digit strikeout performances since Mark Langston from 6/10-6/20/90...Also the 1st ML right-hander to accomplish the feat since both BOS's Pedro Martinez and SF's Jason Schmidt had 3 consecutive games with at least 10 strikeouts from 8/1-12/04.

🔥 Agreed to terms on a 3-year contract with a club option for 2009 on 4/3.

🔥 Walked a career-high 7 batters in a 5.0-inning no-decision, 4/21 at OAK.

🔥 Picked up 2nd career ejection on 5/2 vs. OAK following an altercation with Jason Kendall in the 6th inning...Was fined an undisclosed amount for inappropriate actions and comments which contributed to inciting the incident.

🔥 Allowed 1st career grand slam to SEA's Richie Sexson on 6/10 at Angel Stadium.

🔥 Twirled 30.2 consecutive scoreless innings from 6/26-7/19, the longest such stretch for a big league starter in 2006 and tied with teammate Francisco Rodriguez (7/2-9/14) for the longest overall streak in the AL.

2007 AMERICAN LEAGUE LEADERS

ERA		
RK	PITCHER, TEAM	ERA
1.	John Lackey, LAA	3.01
2.	Fausto Carmona, CLE	3.06
3.	Dan Haren, OAK	3.07
4.	Erik Bedard, BAL	3.16
5.	CC Sabathia, CLE	3.21

WINS		
RK	PITCHER, TEAM	W
1.	Josh Beckett, BOS	20
T-2.	Fausto Carmona, CLE	19
T-2. John Lackey, LAA	19	
T-2.	CC Sabathia, CLE	19
T-2.	Chien-Ming Wang, NYY	19

🔥 Earned AL Pitcher of the Month in July, his 1st career monthly honor...Finished the month with a 5-1 record, 2 complete-game shutouts, a 2.08 ERA (10 ER/43.1 IP), and 50 K's in 6 starts...Marked his 1st career 5-win month.

🔥 Tossed consecutive complete-game shutouts on 7/7 at OAK and 7/14 vs. TB, becoming the 1st Angel to accomplish the feat since Mark Langston on 6/12 and 6/17/92...Hurled a 1-hit shutout, blanking the A's 3-0 on 7/7 at McAfee Coliseum, the 21st 1-hitter in Angels history (16th complete-game 1-hitter)...Also 1st complete-game 1-hitter by an Angels hurler since Chuck Finley's 5-0 win at BOS on 5/26/89...Allowed leadoff double to Mark Kotsay, then retired 27 batters in a row...Marked the 1st time a pitcher has allowed a leadoff hit and then retired 27 straight since Jerry Reuss on 7/11/82 for the Dodgers vs. CIN...Of the 27 outs, 4 were groundouts, 13 were flyouts, and 10 were strikeouts...Yielded 5 hits and fanned 10 in 4-0 win vs. TB on 7/14.

2005: Finished 3rd in the AL with a career-high 199 strikeouts, 2nd with 8.57 strikeouts per 9.0 innings (209.0 IP), 3rd in winning percentage (14-5, .737), and 6th with a 3.44 ERA (80 ER).

🔥 Led Angels in strikeouts and 2nd in ERA behind Jarrod Washburn (3.20).

🔥 Was 3rd in the majors with a career-high 18 wild pitches.

🔥 Limited opponents to 13 homers, ranking 1st in the AL and 5th in majors with just 0.56 HR allowed per 9.0 IP.

🔥 Allowed a 4th-inning homer to BAL's Javy Lopez on 8/25 at Camden Yards, his 1st long ball allowed in 62.0 innings...Had been the longest active streak in the major leagues and was the 4th-longest overall in 2005 after FLA's Dontrelle Willis (79.2 IP), NYY's (AL) Kevin Brown (65.2), and FLA's A.J. Burnett (63.0).

🔥 Only complete game of the season came on 8/25 at BAL, a 2-0 loss (9 H, 2 R/ER, 8.0 IP).

POSTSEASON: Posted a 2.38 ERA (3 ER/11.1 IP) but did not factor in 2 starts vs. NYY in the ALDS with the Angels winning Game 2 and losing Game 4...Lost his only ALCS start vs. CWS, allowing 5 runs over 5.0 innings in Game 3 at Angel Stadium.

2004: Led the Angels in losses (13), hits allowed (215, tied with Bartolo Colon) and hit batters (8) but was 2nd in wins (14, behind Colon's 18) and ERA (behind Kelvim Escobar, 3.93).

🔥 Joined Jarrod Washburn as the only Halos pitchers with a complete game, both throwing shutouts...Tossed 3-hit shutout in a 1-0 win vs. TB on 5/7 (3 H, 9.0 IP).

🔥 Suspended 5 games and fined undisclosed amount for intentionally throwing at TOR's Simon Pond in the 6th inning of 5/24 start at the SkyDome after a warning had been issued earlier in game...Dropped appeal and served suspension from 6/22-26.

🔥 Made 1st regular-season relief appearance of professional career on 6/27 at LAD and threw a scoreless frame.

POSTSEASON: Was on Angels postseason roster but did not appear in a game.

2003: Led Angels with 33 starts, 151 strikeouts and 2 shutouts in 1st full big league campaign.

🔥 2 shutouts also tied for AL lead (4 others) and tied for team lead with 2 complete games, also Jarrod Washburn.

🔥 Paced ANA hurlers in losses (16), hits (223), earned runs allowed (105), walks (66), and wild pitches (11).

🔥 16 losses marked the most by an Angel since 1996, when Jim Abbott went 2-18 and Chuck Finley went 15-16, and most by a Halos right-hander since Kirk McCaskill finished 10-19 in 1991.

🔥 11 wild pitches were the most by an Angel since Chuck Finley (15) in 1999 and the most by a right-hander since Jason Grimsley's 11 in 1996.

🔥 Made 1st Opening Day start of his big league career, dropping a 6-3 decision on 3/30 vs. TEX...Became the 3rd-youngest Angel to start on Opening Day at 24 years, 5 months, and 7 days...Marked his 4th straight Opening Day start as a professional (Single-A Cedar Rapids in 2000, Double-A Arkansas in 2001, and Triple-A Salt Lake in 2002)...Was victorious in previous 3 openers.

🔥 Tossed 1st career complete-game shutout on 7/2 vs. TEX, a 5-0 win (4 H, 9.0 IP)...2nd complete-game shutout came in final start of season, a 4-0 win vs. SEA on 9/24 (5 H, 9.0 IP)...Became the 1st Angel to throw 2 shutouts in a season since Chuck Finley in 1994 and the 1st right-hander to do so since Julio Valera in 1992.

2002: Started the season in the minors before making major league debut and eventually starting and winning Game 7 of the World Series.

🔥 Tied for 5th among AL rookies with 9 wins...3.66 ERA (44 ER/108.1 IP) ranked 4th among AL rookie hurlers with at least 75.0 innings pitched and tops among starters in that group.

🔥 Limited left-handers to a .208 clip (41-for-197), 10th-best in American League...Allowed right-handers to bat .317 (72-for-227), the highest opponent AVG in the AL.

🔥 Recalled from Triple-A Salt Lake between games of a 6/24 doubleheader at TEX and made his major league debut as the GM 2 starter, dropping a 3-2 decision despite allowing just 3 runs in 7.0 innings...Was optioned following game.

🔥 Called up again 6/28 and remained with Anaheim through duration of the season, moving into the starting rotation (replaced Scott Schoeneweis who moved to the bullpen)...The Angels went 12-6 in his starts overall on the year...Pitched into the 6th inning or later in 13 of the 18 starts.

🔥 Registered 1st major league victory with a 5-1 win vs. LAD on 6/30 (6.0 IP, 1 R/ER)...Tossed 1st career complete game, a 4-2 loss, 8/22 at NYY (11 H, 4 R/ER, 8.0 IP).

- Was the winning pitcher in Anaheim's Wild Card-clinching victory, 9/26 at TEX (5.0 IP/3 ER).
- Made 16 starts at Salt Lake and won final 7 decisions (11 starts) with the Stingers, posting a 2.14 ERA (17 ER/71.1 IP) over that span.
- Scheduled to participate in the MLB All-Star Futures Game in Milwaukee prior to his 2nd recall on 6/28.
- Rated Anaheim's 3rd-best prospect in 2002 by *Baseball America* and the best pitching prospect in the Pacific Coast League.

POSTSEASON: Went 2-0 with a 2.42 ERA (6 ER/22.1 IP) in 5 playoff games (3 starts) and was the winning pitcher in Game 7 of the World Series...Along with Francisco Rodriguez (5) and Brendan Donnelly (1), the 3 rookies accounted for 8 of Anaheim's 11 postseason wins...Made his 1st postseason appearance and 1st relief appearance of his career in Game 3 of the ALDS vs. NYY...Entered in the 3rd inning trailing 4-1, allowed both inherited runs to score but did not allow a run of his own over 3.0 innings...Did not decide in the eventual 9-6 Angels win...Earned his 1st career postseason victory in his 1st start with 7.0 shutout frames vs. MIN in Game 4 of the ALCS...Made 3 appearances (2 starts) in the World Series and led all pitchers with 12.1 innings during the Fall Classic...Pitched in relief of Kevin Appier in Game 2, allowing his 1st 2 runs of the postseason in 2.1 frames of work in the Angels 11-10 win...Started Game 4 in SF, allowing 3 runs in 5.0 innings for a no-decision in an eventual 4-3 Anaheim loss...Became the 5th pitcher ever to start a World Series game on his birthday (10/23, turned 24) in that game...Started and won Game 7, allowing 1 run on 4 hits in 5.0 innings of work, leaving with a 4-1 lead...Became the 1st rookie pitcher to win Game 7 of the World Series since Babe Adams for the Pittsburgh Pirates in 1909...His Game 7 hat was sent to the Hall of Fame in Cooperstown, NY...Tied for the fewest career wins (9) for a pitcher who started and won the final game of a World Series (Whitey Ford, 1950)...Was only the 4th pitcher since divisional play began in 1969 to win Game 7 of the World Series on 3 days rest, joining OAK's Ken Holtzman (1973), MIN's Frank Viola (1987), and MIN's Jack Morris (1991) (STL's Chris Carpenter also did it in 2011)...Became the 1st rookie pitcher to start a Game 7 since Jaret Wright in 1997 with CLE and just the 8th rookie overall to start the 7th game of a World Series.

2001: Went 12-11 with a 4.48 ERA (92 ER/185.0 IP) and 4 complete games, including 2 shutouts, in 28 starts between Double-A Arkansas and Triple-A Salt Lake.

- Began the season in Double-A and ranked 5th in the Texas League in ERA (3.46) and tied for 2nd in complete games (3), and shutouts (2)...Topped the Travelers with 94 strikeouts.
- Pitched shutouts 4/17 at Wichita and 7/1 at Round Rock...Participated in the Texas League All-Star Game.
- Promoted to Salt Lake for 1st Triple-A experience on 7/9...Made 10 Triple-A starts, including a complete-game victory on 8/25 vs. Omaha.

2000: Named Angels Minor League Pitcher of the Year, going 15-9 with a 3.15 ERA (66 ER/188.1 IP) over 28 starts between Single-A Cedar Rapids, High-A Lake Elsinore, and Double-A Erie.

- Selected as both the Angels Minor League Player of the Month and the Kernels Player of the Month for April after beginning the season 3-2 with a 2.08 ERA (7 ER/30.1 IP) in 5 starts for Cedar Rapids.
- Transferred to Lake Elsinore on 5/1 and promoted to Erie on 7/20.

1999: Began professional career at Rookie-level Boise.

- Ranked 2nd in the Northwest League in starts (15) and walks (50), 3rd in complete games (1), and 4th in strikeouts (77).

PERSONAL

- Graduated from Abilene (TX) High School in 1997...Played football, basketball, and baseball (1st base), twice earning All-District first team honors...Named All-State as a senior after hitting .541 with 21 RBI.
- Attended the University of Texas-Arlington in 1998...Played 1st base and pitched occasionally as a reliever... That summer learned to pitch in the Kansas Jayhawk Summer League.
- Played the 1999 season at Grayson County (TX) College and was a member of the 1999 Junior College World Series Champion team that went 50-13...Posted a 10-3 record with a 4.23 ERA and 88 strikeouts in 100.0 innings...As a hitter, batted .428 with 15 home runs and 81 RBI...Collected 8 hits in the World Series, including 2 homers and 7 RBI.
- Participated in Major League Baseball's 2006 All-Star Series in Japan.
- During offseasons, has helped coach baseball at John Horn High in Mesquite, TX, where his father coaches.

IN THE COMMUNITY

In his 3 seasons with the Red Sox, John has attended events that benefit the Red Sox Foundation, including the Welcome Home Party and Picnic in the Park...Also met fans as part of the Red Sox Destinations program and played in the Children's Hospital of Southwest Florida Celebrity Golf Classic in Fort Myers while at Spring Training.

JOHN LACKEY, CONTINUED

JOHN LACKEY'S CAREER RECORD

YEAR	CLUB	W-L	ERA	G	GS	CG	SHO	SV	IP	H	R	ER	HR	HB	BB	SO	WP	BK
1999	Boise	6-2	4.98	15	15	1	0	0	81.1	81	59	45	7	8	50	77	14	1
2000	Cedar Rapids	3-2	2.08	5	5	0	0	0	30.1	20	7	7	1	2	5	21	4	0
	Lake Elsinore	6-6	3.40	15	15	2	1	0	100.2	94	56	38	9	9	42	74	12	3
	Erie	6-1	3.30	8	8	2	0	0	57.1	58	23	21	6	1	9	43	0	0
2001	Arkansas	9-7	3.46	18	18	3	2	0	127.1	106	55	49	11	3	29	94	8	0
	Salt Lake	3-4	6.71	10	10	1	0	0	57.2	75	44	43	5	1	16	42	3	1
2002	Salt Lake	8-2	2.57	16	16	2	1	0	101.2	89	35	29	5	2	28	82	5	2
	ANAHEIM	9-4	3.66	18	18	1	0	0	108.1	113	52	44	10	4	33	69	7	2
2003	ANAHEIM	10-16	4.63	33	33	2	2	0	204.0	223	117	105	31	10	66	151	11	1
2004	ANAHEIM	14-13	4.67	33	32	1	1	0	198.1	215	108	103	22	8	60	144	11	1
2005	LAA	14-5	3.44	33	33	1	0	0	209.0	208	85	80	13	11	71	199	18	0
2006	LAA	13-11	3.56	33	33	3	2	0	217.2	203	98	86	14	9	72	190	16	0
2007	LAA	19-9	3.01	33	33	2	2	0	224.0	219	87	75	18	12	52	179	9	1
2008	Cucamonga	0-0	4.00	3	3	0	0	0	9.0	8	4	4	1	2	2	11	1	0
	LAA	12-5	3.75	24	24	3	0	0	163.1	161	71	68	26	10	40	130	5	0
2009	Salt Lake	0-1	2.79	2	2	0	0	0	9.2	6	3	3	1	1	1	8	0	0
	LAA	11-8	3.83	27	27	1	1	0	176.1	177	84	75	17	9	47	139	6	0
2010	BOSTON	14-11	4.40	33	33	0	0	0	215.0	233	114	105	18	9	72	156	3	0
2011	Pawtucket	0-0	1.59	1	1	0	0	0	5.2	3	1	1	1	0	0	4	0	0
	BOSTON	12-12	6.41	28	28	0	0	0	160.0	203	119	114	20	19	56	108	11	0
2012	Did Not Play Due to Injury																	
Major League Totals		128-94	4.10	295	294	14	8	0	1876.0	1955	935	855	189	101	569	1465	97	5
Minor League Totals		41-25	3.72	93	93	11	4	0	580.2	540	287	240	47	29	182	456	47	7
Red Sox Totals		26-23	5.26	61	61	0	0	0	375.0	436	233	219	38	28	128	264	14	0

1999 Signed by the Anaheim Angels as a second-round selection in the June draft

2009 Signed by the Boston Red Sox as a free agent on 12/15

DIVISION SERIES RECORD

YEAR	CLUB	W-L	ERA	G	GS	CG	SHO	SV	IP	H	R	ER	HR	HB	BB	SO	WP	BK
2002	ANA vs. NYY	0-0	0.00	1	0	0	0	0	3.0	3	0	0	0	0	1	3	0	0
2005	LAA vs. NYY	0-0	2.38	2	2	0	0	0	11.1	7	3	3	0	0	9	9	2	0
2007	LAA vs. BOS	0-1	6.00	1	1	0	0	0	6.0	9	4	4	2	0	2	4	1	0
2008	LAA vs. BOS	0-1	2.63	2	2	0	0	0	13.2	11	4	4	1	1	4	6	0	0
2009	LAA vs. BOS	1-0	0.00	1	1	0	0	0	7.1	4	0	0	0	0	1	4	1	0
Division Series Totals		1-2	2.40	7	6	0	0	0	41.1	34	11	11	3	1	17	26	4	0

LEAGUE CHAMPIONSHIP SERIES RECORD

YEAR	CLUB	W-L	ERA	G	GS	CG	SHO	SV	IP	H	R	ER	HR	HB	BB	SO	WP	BK
2002	ANA vs. MIN	1-0	0.00	1	1	0	0	0	7.0	3	0	0	0	0	0	7	0	0
2005	LAA vs. CWS	0-1	9.00	1	1	0	0	0	5.0	8	5	5	1	0	1	3	0	0
2009	LAA vs. NYY	0-1	3.65	2	2	0	0	0	12.1	15	7	5	0	0	6	10	0	0
LCS Totals		1-2	3.70	4	4	0	0	0	24.1	26	12	10	1	0	7	20	0	0

WORLD SERIES RECORD

YEAR	CLUB	W-L	ERA	G	GS	CG	SHO	SV	IP	H	R	ER	HR	HB	BB	SO	WP	BK
2002	ANA vs. SF	1-0	4.38	3	2	0	0	0	12.1	15	6	6	0	0	5	7	0	0

ALL-STAR GAME RECORD

YEAR	CLUB	W-L	ERA	G	GS	CG	SHO	SV	IP	H	R	ER	HR	HB	BB	SO	WP	BK
2007	AL at SF																	

Selected--Did Not Pitch

CAREER FIELDING RECORD

YEAR	CLUB	POS	PCT.	G	GS	PO	A	E	TC	DP
2002	ANAHEIM	P	1.000	18	18	4	16	0	20	2
2003	ANAHEIM	P	.923	33	33	14	22	3	39	2
2004	ANAHEIM	P	1.000	33	32	15	23	0	38	1
2005	LOS ANGELES	P	.909	33	33	5	25	3	33	0
2006	LOS ANGELES	P	1.000	33	33	9	26	0	35	1
2007	LOS ANGELES	P	.959	33	33	22	25	2	49	5
2008	LOS ANGELES	P	.792	24	24	9	10	5	24	3
2009	LOS ANGELES	P	.946	27	27	13	22	2	37	3
2010	BOSTON	P	.935	33	33	22	21	3	46	3
2011	BOSTON	P	.921	28	28	19	16	3	38	4
2012	Did Not Play Due to Injury									
Career Totals		P	.942	295	294	132	206	21	359	24

CAREER BATTING TOTALS

	AVG.	G	AB	R	H	2B	3B	HR	RBI	SH	SF	HB	BB	SO	SB	CS	E
Major League Totals	.105	296	38	2	4	2	0	0	2	2	0	0	0	11	0	0	21

CAREER SINGLE-GAME HIGHS

INNINGS PITCHED	9.0, 12 times, last 9/10/09 for LAA vs. SEA
LOW-HIT COMPLETE GAME	1, 7/7/06 for LAA at OAK (9.0 IP)
STRIKEOUTS	12, 9/21/08 for LAA at TEX
HITS ALLOWED	15, 7/10/08 for LAA at TEX
RUNS ALLOWED	10, 9/26/08 for LAA vs. TEX
WALKS ALLOWED	7, 4/21/06 for LAA at OAK
HOME RUNS ALLOWED	3, 3 times, last 9/16/05 for LAA vs. DET
WINNING STREAK	6, 7/9/11-8/12/11
EJECTIONS (3)	5/24/04 for LAA at TOR (HP, J. Reynolds) 5/2/06 for LAA vs. OAK (HP, D. Scott) 5/16/09 for LAA at TEX (HP, B. Davidson)



FULL NAME: Ryan Cole Lavarnway

BATS: Right THROWS: Right HEIGHT: 6-4 WEIGHT: 240

OPENING DAY AGE: 25 (Turns 26 on August 7)

BORN: August 7, 1987 in Burbank, CA

RESIDES: Denver, CO

MAJOR LEAGUE SERVICE: 106 days

ACQUIRED: Selected in the sixth round of the June 2008 draft

SIGNED BY: Ray Fagnant (Red Sox)

CONTRACT STATUS: Signed through 2013



CAREER HIGHLIGHTS

🔥 In his 6th professional season...Has seen major league action with BOS in each of the last 2 years.

🔥 Made major league debut with the Red Sox in 2011 after tallying 32 homers in the minor leagues that year, the most by a Red Sox farmhand since 2004.

🔥 On 9/27/11 at BAL, became only the 3rd player in major league history to hit multiple homers (2) in his 1st game started behind the plate.

🔥 Along with teammate Craig Breslow, became the 1st pair of Yale products to play in at least 1 game for the same ML team in a season since Frank Quinn and Sam Mele, who both played for the Red Sox in 1949...Caught Breslow on 8/18/12 to become the 2nd ever battery of former Bulldogs in a ML game, joining PHI Athletics pitcher Al Hubbard and catcher Jack Jones on 9/15/1883.

🔥 Named Red Sox Minor League Offensive Co-Player of the Year in back-to-back seasons in 2010-11...Also earned Red Sox Minor League Player of the Year honors from both the Boston Chapter of the BBWAA and *Baseball America* following the 2011 season.

2012: Began the year at Triple-A Pawtucket before recall to BOS on 8/1...Appeared in 46 tilts with the Red Sox over the remainder of the season...Led the team with 27 games caught and 24 starts at catcher beginning 8/12.

🔥 Made 28 appearances behind the plate with the Sox overall, including 25 starts...Also started 16 times at DH...Started 25 of the Sox last 29 tilts (15 C, 10 DH) and had 35 starts in the club's last 42 games beginning 8/18...With BOS, caught 3 of 31 attempted base stealers (9.7%).

🔥 Caught Craig Breslow on 8/18 at NYY to become the 2nd-ever battery of Yale products in a ML game, with the 1st being PHI Athletics P Al Hubbard and C Jack Jones on 9/15/1883...They were the 1st pair of former Bulldogs to play in at least 1 game for the same ML team in a season since Frank Quinn and Sam Mele, who both played for the Red Sox in 1949.

🔥 Posted a career-long 5-game hit streak at a .316 clip (6-for-19) from 8/24-29, during a career-long 7-game on-base streak from 8/24-9/1.

🔥 Hit a go-ahead solo home run in 6th inning on 9/4 at SEA, driving in the game-winning run...Was his 1st ML home run since a 2-homer game on 9/27/11 at BAL.

🔥 Knocked a 3-run homer and matched a career high with 4 RBI on 9/14 at TOR (2nd time, also 9/27/11 at BAL).

🔥 Played in 83 games for Triple-A Pawtucket to begin the year, including 80 tilts behind the plate...Led the International League in games caught at the time of his recall.

🔥 Was the starting catcher on the International League All-Star Team and named a post-season IL All-Star.

🔥 Entered the season as the No. 9 prospect in the Red Sox system according to *Baseball America*.

2011: Hit 32 home runs between Double-A Portland and Triple-A Pawtucket before playing 17 games with BOS in his 1st career major league action.

🔥 Tied for 4th among all minor leaguers in homers, the most by a Red Sox farmhand since 2004 (Earl Snyder, 36).

🔥 Tabbed Red Sox Offensive Co-Player of the Year for the 2nd straight season...Also named Red Sox Minor League Player of the Year by both the Boston Chapter of the BBWAA and *Baseball America*.

🔥 Selected as the catcher on *Baseball America's* annual Minor League All-Star Team...Was also rated by the publication as the best power prospect in the International League in 2011.

🔥 Was behind the plate in 8 games with the Red Sox, including 2 starts, and caught his only attempted base stealer...Also made 7 starts at designated hitter...Was 0-for-2 as a pinch-hitter.

🔥 Became 6th former Yale student to play for BOS, 1st since Craig Breslow in 2006, and Yale's 1st position player to appear in an ML game since Dick Tettelbach from 1955-57.

Selected to the Sox active roster on 8/18 and made major league debut that night at KC with a start at DH.
 Singled and scored in the 5th inning on 8/19 at KC for 1st ML hit and run...Collected 1st RBI with a single in the 6th on 8/20 at KC.

Hit safely in 4 of 7 tilts for a .304 clip (7-for-23) with 2 doubles, 3 RBI, 3 runs, and 4 walks over his 1st stint with the big league club before he was optioned back to Triple-A Pawtucket on 8/25...Recalled again on 9/5 for the remainder of the season.

Made 1st ML start at catcher on 9/27 at BAL and went 2-for-4 with 2 homers and 4 RBI, his 1st career home runs...Became only the 3rd player in major league history to hit multiple homers in his 1st game started behind the plate, joining PHI's Bobby Pfeil (7/27/71) and TOR's J.P. Arencibia (8/7/10)...Is the only backstop in this group to also throw out a runner, nabbing Adam Jones in the 2nd...At 24 years/51 days old, was the youngest Sox with a multi-homer game since Nomar Garciaparra hit 2 at the same age on 9/12/97 at MIL...Was the 1st Red Sox with a multi-homer game within his 1st 16 ML tilts since John Marzano on 8/16/87 vs. TEX, his 13th ML contest.

Combined to hit .290 (126-for-435) with 23 doubles, 32 homers, 93 RBI, 75 runs, and 57 walks in 116 games in the minor leagues...Threw out 36.7 percent (29 of 79) of attempted base stealers in the minors.

Placed 3rd among Sox minor leaguers in RBI and ranked 6th among BOS's full-season farmhands in AVG.

After joining the PawSox on 6/13, led the International League in home runs (18) and SLG (.612) while pacing Pawtucket with a .295 clip (67-for-227), 18 doubles (tied) and 55 RBI in 61 games.

Homered 8 times in 10 contests from 7/10-22...Topped the minor leagues with a 1.256 SLG and 1.825 OPS in that stretch.

Named International League Player of the Week from 7/18-24, over which he hit .409 (9-for-22) with 3 doubles, 4 home runs, and 11 RBI in 6 games.

Following the season, played in 5 games with Bravos de Margarita of the Venezuelan Winter League, batting .357 (5-for-14) with a double and 5 walks.

Entered 2011 as BOS's No. 1 catching prospect according to *Baseball America*...Attended 1st Major League Spring Training as a non-roster invitee.

2010: Played with High-A Salem and Double-A Portland, earning Red Sox Minor League Offensive Co-Player of the Year honors.

Combined to hit .288 (133-for-462) with 22 home runs and a career-high 102 RBI.

Led the Red Sox farm system and ranked 11th among all minor leaguers in RBI...Paced qualifying Red Sox hitters with a .487 SLG pct.

Also finished among organizational leaders in homers (2nd, 22), walks (3rd, 70) and AVG (5th, .288).

Combined to throw out 20 of 60 (33.3%) attempted base stealers in 53 games caught between the 2 stops.

Named the Carolina League's Player of the Week for 4/12-18 after hitting .462 (18-for-39) with 3 homers and 15 RBI during that span.

Was BOS's Minor League Offensive Player of the Month for April after hitting .355 (27-for-76) with 6 homers and a Carolina League-best 23 RBI in the month.

Named to both the Carolina League's mid- and post-season All-Star teams...Went 1-for-2 as the circuit's starting catcher in the exhibition against the California League, 6/22 in Myrtle Beach.

Was leading the CL in RBI (63) and home runs (tied, 14) at the time of his transfer to the Sea Dogs on 7/15...Despite the promotion, was Salem's overall leader in homers.

Selected as Eastern League Player of the Week for 8/23-29...Led all Double-A players with 7 extra-base hits and 4 home runs (tied) while batting .421 (8-for-19) with 7 runs scored in that period.

Also played 21 games for Peoria of the Arizona Fall League, hitting .268 (22-for-82) with 3 homers and 12 RBI.

Following the season, was rated as the No. 17 prospect in the Carolina League by *Baseball America*.

2009: Spent 1st full season with Single-A Greenville and led Red Sox farmhands with 21 home runs and a .540 SLG percentage.

Ranked 3rd in the South Atlantic League in homers...Tied for 2nd in both the SAL and among Red Sox minor leaguers with 87 RBI.

Paced the Drive while ranking among circuit leaders in extra-base hits (1st, 59), doubles (3rd, 36), SLG pct. (4th), HR/AB ratio (4th, 19.24), and total bases (5th, 218)...Also topped Drive qualifiers with a .285 AVG (115-for-404) and led the team in at-bats (404), runs (60), hits (115), and walks (50).

Tallied a season-high, 14-game hitting streak from 5/6-6/4, batting .346 (18-for-52) with 4 homers in that time.

YOUNGEST RED SOX CATCHERS WITH MULTI-HR GAMES (SINCE 1919)

AGE	PLAYER	DATE
23/158	Mike Ryan	5/2/1965 (G2)
24/051	Ryan Lavarnway	9/27/2011
24/183	John Marzano	8/16/1987
24/214	Rich Gedman	4/27/1984

- 🔥 Drove in 65 runs over his last 63 games beginning 6/20.
- 🔥 Made 66 appearances behind the plate and 40 as designated hitter...Threw out 28.4 percent (33 of 116) of potential base stealers.
- 🔥 Hit .304 (7-for-23) with 1 homer in 6 playoff games.

2008: Made his professional debut with Short-A Lowell.

- 🔥 Reached base safely via hit, walk, or HBP in 18 of his 21 starts.
- 🔥 Caught 27.3 percent (3 of 11) of attempted base stealers in 10 games as catcher.
- 🔥 Went 1-for-9 (.111) in 3 playoff games.

PERSONAL

- 🔥 Was a semifinalist for the Johnny Bench Award and Golden Spikes Award as a junior at Yale in 2008...Also was a candidate for the Brooks Wallace National Player of the Year, named Second-Team All-Ivy and First-Team All-New England that year after leading the Ivy League in homers (13), RBI (42), walks (29), SLG (.824), and OBP (.541) while pacing the Bulldogs with a .398 AVG...Became the Ivy League's all-time leader with 33 career homers (since passed)...Hit for an NCAA-best .467 (70-for-150) with an .873 SLG during his sophomore season...Was a philosophy major.
- 🔥 Attended El Camino Real (CA) High School.
- 🔥 Participated in the Red Sox Rookie Program in 2011.

IN THE COMMUNITY

In his time with the Red Sox, Ryan has been very active in the club's community outreach...Participates in events that benefit the Red Sox Foundation, including Picnic in the Park and Dancing with the New Stars...Has visited with Jimmy Fund patients during their trips to Fort Myers and select road cities, and in Boston...This past offseason, was on the Red Sox Road Trip making stops in Burlington, VT; New Haven, CT; and Worcester, MA...The group also visited with patients at the Jimmy Fund and Children's Hospital Boston...Also participated in the Fenway Park Holiday Fest and Christmas at Fenway in December...During the 2012 season, was a part of the Boston Moves for Health campaign, spoke to inner-city children in conjunction with the Sox Talks program, visited with children at Camp Harbor View, interacted with fans during Kids Run the Bases at Fenway Park, and spent time with members of the John Hancock HeartWalk team...While at Spring Training in 2012, signed autographs at Red Sox Fantasy Camp, attended the JetBlue Park Open House, and filled backpacks with food for children at a local Fort Myers school during one of the club's service days...Also attended the Diamond Dinner benefitting the Children's Hospital of Southwest Florida...Took part in the Holiday Caravan during the 2011 offseason visiting the Jimmy Fund, Beth Israel Deaconess Medical Center, Shriners' Hospital, Children's Hospital Boston, Franciscan Hospital for Children, Massachusetts General Hospital, New England Center for Homeless Veterans, and the Boston Medical Center, and attended the Christmas at Fenway event in December...Met with fans as part of the Red Sox Road Trip with stops in Freeport, ME; Burlington, VT; and Manchester, NH; in January 2012...During the 2011 season, took part in a player/fan photo session.



Yale alums Ryan Lavarnway and Craig Breslow visited with patients at Yale New Haven Medical Center as part of the Red Sox Holiday Road Trip.

RYAN LAVARNWAY'S CAREER RECORD

YEAR	CLUB	AVG.	G	AB	R	H	2B	3B	HR	RBI	SH	SF	HB	BB	SO	SB	CS	E
2008	Lowell	.211	22	71	10	15	5	0	2	9	0	0	3	8	18	0	0	0
2009	Greenville	.285	106	404	60	115	36	2	21	87	0	6	6	50	113	1	2	6
2010	Salem	.286	82	304	66	87	18	0	14	63	0	3	9	44	62	1	0	3
	Portland	.285	44	158	25	45	9	0	8	39	0	2	4	26	42	0	0	0
2011	Portland	.284	55	208	35	59	5	0	14	38	0	4	2	25	47	0	0	1
	BOSTON	.231	17	39	5	9	2	0	2	8	0	0	0	4	10	0	0	0
	Pawtucket	.295	61	227	40	67	18	0	18	55	0	1	4	32	60	1	1	1
2012	Pawtucket	.295	83	319	52	94	22	0	8	43	0	4	4	40	62	1	0	6
	BOSTON	.157	46	153	11	24	8	0	2	12	0	2	0	11	41	0	0	2
Major League Totals		.172	63	192	16	33	10	0	4	20	0	2	0	15	51	0	0	2
Minor League Totals		.285	453	1691	288	482	113	2	85	334	0	20	32	225	404	4	3	17
Red Sox Totals		.172	63	192	16	33	10	0	4	20	0	2	0	15	51	0	0	2

2008 Signed by the Boston Red Sox as a sixth-round selection in the June draft

ADDITIONAL BATTING STATISTICS

YEAR	CLUB	OBP	SLG	OPS	TB	GDP
2011	BOSTON	.302	.436	.738	17	1
2012	BOSTON	.211	.248	.459	38	4
Major League Totals		.230	.286	.516	55	5

CAREER FIELDING RECORD

YEAR	CLUB	POS	PCT.	G	GS	PO	A	E	TC	DP
2011	BOSTON	C	1.000	8	2	22	3	0	25	0
2012	BOSTON	C	.990	28	25	183	11	2	196	0
Career Totals		C	.991	36	27	205	14	2	221	0

CAREER SINGLE-GAME HIGHS

HITS	2, 8 times, last 9/30/12 at BAL
DOUBLES	1, 10 times, last 9/30/12 at BAL
HOME RUNS	2, 9/27/11 at BAL
RBI	4, 2 times, last 9/14/12 at TOR
RUNS SCORED	2, 9/27/11 at BAL
WALKS	2, 2 times, last 9/8/12 vs. TOR
STRIKEOUTS	3, 2 times, last 10/2/12 at NYY
STOLEN BASES	None
HITTING STREAK	5, 8/24/12-8/29/12
EJECTIONS	None

HOME RUN NOTES

MULTI-HOME RUN GAMES (1)
2-HOME RUN GAMES (1)
9/27/11 at BAL
LEADOFF HOME RUNS (0)
GRAND SLAMS (0)
PINCH-HIT HOME RUNS (0)
EXTRA-INNING HOME RUNS (0)
GAME-ENDING HOME RUNS (0)
INSIDE-THE-PARK HOME RUNS (0)

FULL NAME: Jonathan Tyler Lester

BATS: Left **THROWS:** Left **HEIGHT:** 6-4 **WEIGHT:** 240

AGE: 29

BORN: January 7, 1984 in Tacoma, WA

RESIDES: Sharpsburg, GA

MAJOR LEAGUE SERVICE: 6 years, 75 days

ACQUIRED: Selected in the second round of the June 2002 draft

SIGNED BY: Gary Rajsich (Red Sox)

CONTRACT STATUS: Signed through 2013 (club option for 2014)



CAREER HIGHLIGHTS

Owns an 85-48 record in 188 career games (187 starts) for a .639 winning percentage, the 7th-highest mark among active pitchers with at least 100 decisions.

His 1,060 career strikeouts are the most in club history for a left-handed pitcher and 7th overall on the franchise strikeout list...Also ranks among Sox all-time lefty leaders in wins (7th) and starts (4th)...His 17 games with at least 10 K's are the most double-digit strikeout tilts by a Sox southpaw and 4th-most overall by a BOS hurler.

Selected to the American League All-Star team twice, earning the honor in 2010 and 2011.

Went 76-34 (.691) from 2006-11 for the 6th-highest win pct. by an AL pitcher in his 1st 6 ML seasons since 1901 (min. 100 decisions) behind Johnny Allen (.739, 1932-37), Whitey Ford (.734, 1950, 53-57), Ron Guidry (.724, 1975-80), Vic Raschi (.705, 1946-51), and Tim Hudson (.702, 1999-2004).

Made 31 or more starts in each of last 5 seasons beginning in 2008, joining Cy Young (8, 1901-1908), Roger Clemens (7, 1986-92), Luis Tiant (6, 1973-78), and Bill Monbouquette (5, 1961-65) and as only Sox pitchers to achieve the feat in at least 5 consecutive seasons...Is the 1st Red Sox lefty to do it.

Surpassed the 200.0-inning mark 4 times in his career (2008-10, 2012), tied for the 3rd-most such seasons ever by a Red Sox left-hander, trailing only Mel Parnell (6) and Bruce Hurst (5).

Since the start of the 2008 season, is 4th in the AL with 74 wins behind only Justin Verlander (89), CC Sabathia (80), and Jered Weaver (78)...Also ranks among AL leaders in Ks per 9.0 IP (3rd, 8.39), Ks (4th, 950), starts (4th, 161), IP (6th, 1,018.2), win pct. (7th, .617, 74-46), opponent AVG (7th, .246), and ERA (9th, 3.63) in that time.

Tallied at least 150 K's in each of the last 5 seasons from 2008-12, 1 of 11 ML hurlers to accomplish that feat...Is 1 of 5 Red Sox to record 150 or more strikeouts at least 5 times with BOS, joining Roger Clemens (10 times), Pedro Martinez (7), Cy Young (6), and Josh Beckett (5).

Has collected 9 career complete games, all since 2008, the 3rd-most by an AL lefty in that time behind Cliff Lee (14) and CC Sabathia (12)...Went the distance twice in each of 3 seasons from 2008-10, the 1st Sox southpaw with at least 2 complete games in 3 straight campaigns since Bruce Hurst did it in 7 straight, 1983-89.

Has induced 107 double plays since 2008, the 2nd most among American Leaguers (6th in the majors) in that time behind only SEA's Felix Hernandez (121).

Recorded at least 15 wins and 150 strikeouts in each of 4 seasons from 2008-11, 1 of 3 major leaguers to reach both those marks in every year in that time, along with CC Sabathia and Roy Halladay...Is the only Red Sox left-hander to accomplish the marks in as many as 4 seasons and 1 of 4 Sox hurlers overall, along with Cy Young (6 seasons, 1901-05, '08), Roger Clemens (7, 1986-92), and Pedro Martinez (5, 1998-2000, '02, '04).

Was the only hurler with at least 15 wins in the AL in all 4 seasons from 2008-11...CC Sabathia and Roy Halladay were the only other ML pitchers to reach the 15-win mark in each of those 4 years...Became the 1st Sox pitcher with at least 4 consecutive 15-win seasons since Roger Clemens notched 7 straight from 1986-92, and is 1 of only 3 BOS lefties to accomplish the feat along with Dutch Leonard (1914-17) and Mel Parnell (1948-51).

Earned 2008, 2009, and 2010 Red Sox Pitcher of the Year Honors from the Boston Chapter of the BBWAA...Shared the award with Clay Buchholz in 2010.

Launched the NVRQT cancer research fundraising campaign with the Pediatric Cancer Research Foundation in May 2012...Short for 'never quit', the rally cry NVRQT is the voice to support kids in their battle against pediatric cancer and the researchers working endlessly to find a cure.

RED SOX ALL-TIME STRIKEOUT LEADERS

K	PLAYER	YEARS
2,590	Roger Clemens	1984-96
2,046	Tim Wakefield	1995-2011
1,683	Pedro Martinez	1998-2004
1,341	Cy Young	1901-08
1,108	Josh Beckett	2006-12
1,075	Luis Tiant	1971-78
1,060	Jon Lester*	2006-12
1,043	Bruce Hurst*	1980-88
986	Joe Wood	1908-15
969	Bill Monbouquette	1958-65

* Left-handed pitcher

Received the 2007 Tony Conigliaro Award for overcoming adversity.

Honored with the 2008 Hutch Award from the Fred Hutchinson Cancer Research Center in a ceremony at Safeco Field in Seattle on 1/21/09...The award was established in 1965 to honor baseball great Fred Hutchinson, who died of cancer the previous year at age 45, and is given annually to a Major League Baseball player who best exemplifies "Hutch's" fighting spirit and competitive desire.

Threw the 18th official no-hitter in club history to beat KC, 7-0, on 5/19/08 at Fenway Park...Was the 5th no-hitter by a left-handed Sox pitcher and 1st since Mel Parnell's on 7/14/56 vs. CWS.

Recorded a career-high 225 strikeouts in both 2009 and 2010...Joins Roger Clemens (8 seasons), Pedro Martinez (6), Smoky Joe Wood (2), and Cy Young (2) as the only Sox pitchers ever with multiple 200-K campaigns.

Made 1st career Opening Day start in 2011, becoming the 11th left-hander (18th time) ever to start for BOS on Opening Day...Got the nod again in 2012, becoming the 1st Red Sox left-hander to make back-to-back Opening Day starts since Mel Parnell did it 3 straight years from 1952-54...Babe Ruth (1916-18) and Lefty Grove (1939-40) are the only other lefties to do it.

Won his 1st 14 career decisions against the Orioles from 8/13/06-4/28/11, the longest win streak ever vs. the O's franchise (since 1901) to begin a career...Was the 1st ML pitcher to win his 1st 14 decisions against 1 franchise since Roy Oswalt won his 1st 15 decisions vs. the Reds from 2001-05...The last Sox pitcher to win that many consecutive decisions against any team was Tom Brewer with 14 vs. PHA/KCA, 7/2/54-7/24/57.

Has compiled a 2-3 record with a 2.57 ERA (12 ER/42.0 IP) in 8 career playoff games (6 starts)...Owns a 2.35 ERA (10 ER/38.1 IP) in his 6 starts, the 5th-lowest career mark ever by a Red Sox starter with at least 30.0 postseason innings and 9th all-time among AL lefties.

Won the decisive Game 4 of the 2007 World Series at Colorado, tossing 5.2 scoreless innings in a 4-3 Sox victory...Had battled back from lymphoma earlier in the year.

2012: Led the Sox and finished among AL leaders in starts (T-4th, 33), complete games (T-5th, 3), and innings (10th, 205.1)...Topped BOS with 17 quality starts, including 7 in last 12 outings.

His 4.82 ERA for the season was the highest of his career after posting a sub-3.50 ERA in each of his previous 4 seasons from 2008-11...Matched career high for games started...Tossed career-high 3 complete games (4/11 at TOR, 5/14 vs. SEA, 8/30 at LAA), the most by a Sox left-hander since Frank Viola in 1992 (6).

Established a club-record for career strikeouts by a left-handed pitcher, passing Bruce Hurst (1,043) during his start on 9/11 vs. NYY (ended season with 1,060)...Also moved up to 7th on the Sox all-time strikeout list, passing Bill Monbouquette (969), Smoky Joe Wood (986), and Hurst during the 2012 season.

Induced career-high-tying 27 double plays (also 2008), tied for 2nd-most in the ML (TOR's Henderson Alvarez, 30).

Received 4.65 runs of support per 9.0 innings (106 RS/205.1 IP), the lowest rate among Red Sox starters with at least 50.0 IP...Left with the lead as the pitcher of record but ended up not factoring in the decision 6 times.

Went 6-4 with a 3.20 ERA (35 ER/98.1 IP) in 15 starts on the road, the 3rd-best road ERA among AL leaders...Allowed 1 ER or less 7 times away from home...Held opponents to a .238 AVG (87-for-365) on the road, the 8th-best rate among AL hurlers.

Posted a .220 opponent AVG (47-for-214) in day games, the 7th-best rate among American Leaguers with at least 5 starts during the day.

Was Sox Opening Day starter for 2nd straight year, getting the nod on 4/5 at DET...Became 1st Red Sox lefty to make back-to-back Opening Day starts since Mel Parnell did it 3 straight years from 1952-54...Babe Ruth (1916-18) and Lefty Grove (1939-40) are the only other LHP to start on Opening Day in consecutive years for BOS.

Snapped career-long stretches of 5 losses and 8 winless starts (dating back to 9/11/11) with his 1st win of the year on 4/28 at CWS...Surrendered career-high 11 runs on 7/22 vs. TOR...Posted a 3.92 ERA (37 ER/85.0 IP) in his final 13 starts following that outing.

Tallied 1,000th career K in his 176th career outing on 7/28 at NYY, becoming the 2nd-fastest Red Sox pitcher to hit the milestone after Roger Clemens (1,220 K's) and 8th-fastest big league left-hander since 1918.

Allowed 3 runs or less in 9 of last 12 starts beginning 8/2, tallying a 3.76 ERA (33 ER/79.0 IP) in that span...Won a season-high 3 consecutive starts from 8/12-24.

Struck out a season-high 12 batters over 6.0 innings on 8/12 at CLE...Marked the 3rd time in Red Sox history that a pitcher struck out at least 12 batters while tossing 6.0 or fewer innings...Lester also did it with 12 K's in 6.0 IP on 5/31/09 at TOR, and Pedro Martinez had 13 K's over 6.0 frames on 4/19/01 at TB.

Lost to BAL for 1st time in his 21st career start against the club on 9/21, falling to 14-1 against the O's...The 14-game win streak against BAL was the longest ever vs. the Orioles franchise (since 1901) to begin a career.

RED SOX CAREER POSTSEASON ERA LEADERS AS A STARTER

PITCHER	ERA	IP	YEARS
Babe Ruth	0.87	31.0	1916, 18
Ernie Shore	1.82	34.2	1915-16
Bill Dinneen	2.06	35.0	1903
Bruce Hurst	2.29	51.0	1986, 88
Jon Lester	2.35	38.1	2007-09

* minimum 30 innings

2011: Finished tied for 10th in the AL with 15 wins and tied for 9th with a .625 winning pct. (9 losses)...Placed 8th among AL leaders with an average of 8.55 strikeouts per 9.0 innings (182 K's/191.2 IP)...Selected to the AL All-Star team for the 2nd straight year.

- 🔴 Limited left-handed batters to a .207 clip (38-for-184), the 3rd-lowest mark among AL southpaws.
- 🔴 Held opponents scoreless in 6 outings, tied for 4th most among AL starters, 1 shy of the league leaders...Allowed 1 run or less 13 times, tied for 5th most in that group, and tied for 8th by yielding 2 runs or less 17 times.
- 🔴 Recorded 19 quality starts, 2nd on the team behind Josh Beckett's 20...Was 13-4 with a 1.83 ERA (26 ER/128.0 IP) in those 19 quality outings.
- 🔴 Received an AVG of 6.86 runs of support per 9.0 IP (146 runs/191.2 IP), 2nd-highest rate among ML qualifiers behind TEX's Derek Holland (7.64)...Got at least 6 runs of support in 10 of 31 starts, including 10 runs or more 5 times.
- 🔴 Won 7 of 10 daytime decisions, tied for 2nd most in the AL behind DET's Justin Verlander (8), and tied for 3rd in the majors, also trailing Philadelphia's Roy Halladay (11)...Notched a 3.25 ERA (26 ER/72.0 IP) in his 12 day starts compared to 3.61 (48 ER/119.2 IP) in 19 night-time outings.
- 🔴 Hit a career-high 11 batters, tied for 7th most in the AL...Tied for 5th in the AL with 75 walks.
- 🔴 Tallied a season-high 11 strikeouts twice, 5/3 vs. LAA and 9/6 at TOR.
- 🔴 Was 3-0 with a 2.08 ERA (7 ER/30.1 IP) over 5 starts vs. TOR...Became the 2nd Red Sox hurler ever to go undefeated in at least 5 starts against the Blue Jays in a single season, joining Hideo Nomo (3-0 in 5 starts in 2001).
- 🔴 Won his 1st 2 of 5 starts vs. NYY, 5/15 (6.0 IP, 4 R/ER) and 6/7 (6.0 IP, 3 R/ER), both in the Bronx...Including wins in his last 3 starts against NYY in 2010, became the 1st Boston pitcher to win 5 consecutive starts against the Yankees since Reggie Cleveland won 5 in a row from 7/26/75-6/18/77...4 of those victories were in New York, the 1st Red Sox hurler to win 4 straight starts in the Bronx since Roger Clemens won 4 at the original Yankee Stadium, 9/30/87-6/10/89...Was the 1st Sox lefty to win 4 straight starts against the Yankees in New York since Babe Ruth won 4 in a row from 1916-17, with all 4 of those games being played at the Polo Grounds...5-start win streak came to an end with a loss vs. NYY at Fenway on 8/5 (6.0 IP, 3 R/ER) and win streak in New York ended with a loss on 9/24 (2.2 IP, 8 R/ER).
- 🔴 Made 1st career Opening Day start on 4/1 at TEX, becoming the 11th left-hander (18th time) ever to start for BOS on Opening Day, 1st since David Wells at Yankee Stadium on 4/3/05...At 27 years and 84 days old, was the youngest Sox pitcher to start on Opening Day since Pedro Martinez on 4/1/98 (26 years, 158 days) and youngest left-hander with an Opening Day assignment for BOS since Bruce Hurst on 4/2/86 (26 years, 9 days)...Did not factor in the Red Sox 9-5 loss after surrendering 5 runs, all coming on a career-high 3 home runs, over 5.1 innings...Failed to record a strikeout for just the 2nd time in his career, also 4/9/08 vs. DET (5.1 IP).
- 🔴 Recorded 6 straight quality starts from 4/7-5/3, tied for the 2nd-longest such streak of his career behind a 9-gamer from 8/4-9/19/09...During the 6-start span, went 4-1 with a 1.54 ERA (7 ER/41.0 IP).
- 🔴 Struck out at least 5 batters in 10 straight starts from 4/7-5/25 with 70 total K's over 64.1 innings...The streak tied for the longest such stretch of his career (also, 4/12-5/30/10) and tied for the 3rd longest in the AL in 2011 (DET's Justin Verlander, 22; NYY's CC Sabathia, 17).
- 🔴 Tallied a 7-game win streak, 4/17-5/25, tied for 5th longest in the AL in 2011 and tied for the 2nd-longest stretch of winning decisions in his career behind an 8-gamer, 4/28-6/16/10...Posted a 3.22 ERA (18 ER/50.1 IP) over 8 starts in that time...Won each of 4 straight starts from 4/17-5/3 (1.33 ERA, 4 ER/27.0 IP), tied for his 2nd-longest career streak of consecutive winning starts behind a 6-gamer, 8/27-9/25/10.

RED SOX ALL-TIME LEFT-HANDED OPENING DAY STARTERS

DATE	PITCHER	OPP.	SCORE
4/26/1901	Win Kellum	at BAL	L6-10
4/14/1914	Ray Collins	vs. WSH	L0-3
4/12/1916	Babe Ruth	vs. PHA	W2-1
4/11/1917	Babe Ruth	at NYY	W10-3
4/15/1918	Babe Ruth	vs. PHA	W7-1
4/20/1939	Lefty Grove	at NYY	L0-2
4/16/1940	Lefty Grove	at WSH	W1-0
4/18/1950	Mel Parnell	vs. NYY	L10-15
4/17/1951	Bill Wight	at NYY	L0-5
4/15/1952	Mel Parnell	at WSH	W3-0
4/16/1953	Mel Parnell	at PHA	W11-6
4/13/1954	Mel Parnell	at PHA	L4-6
4/10/1968	Dick Ellsworth	at DET	W7-3
4/7/1970	Gary Peters	at NYY	W4-3
4/21/1984	Bruce Hurst	at CAL	L1-2
4/7/1986	Bruce Hurst	at DET	L5-6
4/3/2005	David Wells	at NYY	L2-9
4/1/2011	Jon Lester	at TEX	L5-9
4/5/2012	Jon Lester	at DET	L2-3

* Source: Elias Sports Bureau

- 🔴 Passed Dutch Leonard (771) to move into 2nd place among Sox lefty career strikeout leaders with his 2nd of 5 K's during his start on 5/20 vs. CHC.
- 🔴 Threw a season-high 127 pitches in a losing effort on 5/30 vs. CWS (5.2 IP, 7 R/ER)...Marked his 2nd-most pitches thrown in a single game in his career behind his no-hitter (130 on 5/19/08 vs. KC)...Also, tied with Clay Buchholz (5/18 vs. DET) for the most by a Sox pitcher in 2011.
- 🔴 Yielded 1 run on 2 hits (HR, 1B) and a walk over 8.0 innings in the Sox 14-1 win at TOR on 6/12...The 3 base runners allowed marked the 2nd fewest in any start of at least 8.0 IP in his career after 2 in his no-hitter on 5/19/08 vs. KC.
- 🔴 Earned his 10th win with 7.0 scoreless innings in a 5-2 Sox victory at PHI on 6/30...Became the 1st Sox lefty with 10 wins over the club's 1st 80 games of a season since Bill Lee in 1975...Also the 1st time he accumulated 10 wins before the end of June.

- Notched a season-high, 16.0-inning scoreless streak over parts of 3 starts from 6/30 (1st inning)-7/25 (5th).
- Posted a 1.56 ERA (3 ER/17.1 IP) over 3 July starts while going 1-0 (club 2-1)...Was the 4th-lowest ERA in the month among AL hurlers with at least 3 starts.
- Left his start on 7/5 vs. TOR with a left latissimus strain after 4.0 no-hit innings...Had allowed only 1 base runner (walk, J.P. Arencibia) and struck out 5 batters but did not factor in Boston's 3-2 win...Since 1919, it was the latest a Sox starter was removed from a game with no hits allowed...Placed on the 15-day disabled list on 7/6 due to the left latissimus strain and activated 7/25.
- Added to the AL All-Star roster on 7/10...When Mariners pitcher Felix Hernandez became inactive with a start in final game before the break, was next-highest ranked player-elected pitcher...Due to DL stint, was replaced by TOR's Ricky Romero.
- Allowed 1 earned run or less in a career-high 5 straight starts from 8/16-9/6, going 4-0 with a 1.16 ERA (4 ER/31.0 IP) in that time...Since 1919, the only other left-handed Red Sox starter with such a run was Lefty Grove who also had a 5-game stretch from 4/17-5/5/36.
- Made last start of the season in the club's final game on 9/28 at BAL on 3-days rest, his 3rd-career appearance (2nd start) on 3-days rest (other start came on 4/23/08 vs. LAA)...Threw 6.0 innings of 2-run ball but did not factor in the Red Sox 4-3 walk-off loss.

2010: Named Red Sox Pitcher of the Year along with Clay Buchholz by the Boston Chapter of the BBWAA...Posted a career-high 19 wins and was selected to his 1st AL All-Star team.

- Marked 3rd straight season winning Boston Pitcher of the Year honors...With Clay Buchholz, became 1st pair of Sox hurlers to share the award since Bill Lee and Luis Tiant in 1973.
- Finished 4th in American League Cy Young Award voting (1, 3rd place votes; 9, 4th and 12, 5th).
- 19 wins were the most by a Red Sox left-hander since Mel Parnell tallied 21 victories in 1953...At 26-years-old, was the youngest Sox southpaw with at least 19 victories in a season since Babe Ruth won 24 as a 22-year-old in 1917.
- Set career marks in walks (83) and matched in strikeouts (225, also 2009).
- Led the AL and was 2nd in the majors in K's per 9.0 IP (9.7)...Ranked among AL leaders in wins (T-2nd, 19), strikeouts (3rd, 225), opponent AVG (4th, .220), ERA (9th, 3.25), win pct. (9th, .679), and walks (3rd)...Also was tops among Sox hurlers in wins, strikeouts, and opponent AVG.
- Finished 3rd in the AL with a 2.88 road ERA (36 ER/112.1 IP) and led the majors with 11 road wins.
- Went 14-6 with a 3.48 ERA (59 ER/152.2 IP) in 24 night starts, tied with Clay Buchholz for the AL lead in night wins and 10th in the circuit in night ERA...8th in the AL with a 2.60 day ERA (16 ER/55.1 IP) while going 5-3.
- Tied with SEA's Felix Hernandez and TEX's C.J. Wilson for the AL lead with 20 starts of 2 runs or less and tied with Hernandez and OAK's Trevor Cahill to pace the circuit with 15 starts of 1 run or less...Tied with OAK's Gio Gonzalez for the AL lead with 8 starts of no runs allowed.
- Recorded 10 or more strikeouts in 7 outings, most in the AL and tied with MIL's Yovani Gallardo and SF's Tim Lincecum for the most in the majors...Marked a new single-season career high (6 in 2009)...Reached double-digit strikeouts in a career-high 4 straight starts from 8/27-9/13, the longest such streak in the majors since Jake Peavy also compiled 4 straight for the Padres from 4/25-5/11/07...The last Sox hurler to do it was Pedro Martinez with a 5-game run, 5/12-6/04/01...It was the longest ever such streak by a Sox lefty.
- Went 3-0 with a 2.16 ERA (6 ER/25.0 IP) in 4 starts vs. the Orioles, improving his career record against BAL to 13-0 with a 2.33 mark (26 ER/100.1 IP)...With his final win of the season over the O's on 9/1, passed Red Faber for the longest win streak vs. the Orioles franchise to begin a career...Faber had victories in each of his 1st 12 decisions vs. the St. Louis Browns from 1914-16.
- Started and lost the 1st official game at the Twins new Target Field on 4/12 (4 ER/5.0 IP)...Became the 1st Red Sox hurler to start the 1st official game at a new major league ballpark since Howard Ehmke on 4/18/23 against NYY at Yankee Stadium (4-1 loss).
- Recorded his 500th career strikeout against Willy Aybar in the 4th inning on 4/18 vs. TB...Became the 7th LHP in Sox history to reach that mark, 1st since Bruce Hurst on 9/20/85 vs. DET...Was the fastest southpaw ever to reach 500 K's for BOS, doing so in his 95th appearance.

- Tallied a career-long, 8-game win streak over 11 starts from 4/23-6/16 (2.01 ERA, 17 ER/76.0 IP, 82 K's), the longest stretch by a left-handed Sox starter since Roger Moret went 12-0, 9/19/71-9/12/73...In 2010, only the Yankees CC Sabathia (9, 6/3-7/22) and Rockies Ubaldo Jimenez (9, 5/15-7/8) had longer win streaks.

**RED SOX ALL-TIME
10-STRIKEOUT GAME LEADERS**

PITCHER	10-K GAMES
Pedro Martinez	72
Roger Clemens	68
Joe Wood	18
Jon Lester	17
Bruce Hurst	13

- Put together a season-high, 15.2-inning scoreless streak from 4/23-5/4 (4th inning)...Tossed 2 straight scoreless starts (5.2 IP vs. BAL on 4/23; 7.0 IP at TOR on 4/28) before allowing a run in the 4th inning vs. LAA on 5/4...Also compiled a 15.0-inning scoreless run from the 8th inning on 9/13 at SEA through a pair of scoreless 7.0 inning starts, 9/19 vs. TOR and 9/25 at NYY.

- 👉 Surrendered just 1 hit with 11 K's over 7.0 IP for the win on 4/28 at TOR...Became the 1st BOS lefty to allow 1 hit or less over at least 7.0 IP while striking out at least 10 since Roger Moret on 8/21/74 vs. CWS (9.0 IP, 1 H, 12 K's).
 - 👉 Named AL Pitcher of the Month for May, his 3rd career monthly honor (also July and September 2008)...During the month, went 5-0 with an AL-best 1.84 ERA (5 ER/44.0 IP) and an ML-best 45 K's over 6 starts.
 - 👉 Tossed a pair of complete games, including his 100th career start on 5/20 vs. MIN (2 R/1 ER) and opposite Tim Lincecum on 6/27 at SF (1 R)...Drove in what proved to be the winning run with a 3rd-inning sac fly on 6/27, becoming the 1st Sox pitcher to throw a complete game and record an RBI in the same game since Luis Tiant on 9/16/72.
 - 👉 Won on 5/25 at TB, holding the Rays to just 1 hit while walking 5 and fanning 9 over 6.0 scoreless IP...Combined with Manny Delcarmen (1.0 IP), Daniel Bard (1.0 IP), and Jonathan Papelbon (1.0 IP) on BOS's 2nd 1-hitter of the season (also 5/22 at PHI).
 - 👉 Fanned 6 or more batters in a career-high 9 straight starts from 6/10-7/30, the longest such streak by a Sox lefty in club history, and longest overall for any Sox hurler since Pedro Martinez, 8/1-9/14/04 (9 straight).
 - 👉 Earned a decision in each of his last 19 starts of the season beginning 6/16, posting a 12-7 record in that time...Was the longest streak by a Red Sox player since Tim Wakefield's 26-game run, 4/6-8/25/07.
 - 👉 Improved career record to 50-18 with a victory over ARI on 6/16 in his 106th career game, becoming just the 8th lefty ever to win his 1st 50 games with the Sox and 1st since Bruce Hurst won his 50th on 9/1/86 vs. TEX...Was the fastest Red Sox to reach 50 wins since Roger Clemens did it in 91 games.
 - 👉 Tallied a 2.78 ERA (37 ER/120.0 IP) before the break, the best mark by any Sox lefty in the 1st half of a season since Bruce Hurst's 2.65 mark in 1984.
 - 👉 Earned 1st career All-Star selection, voted on the AL squad via the player ballot, BOS's 1st lefty starter to receive the honor since Bruce Hurst in 1987...Tossed a perfect 6th, recording a hold in the 7/13 exhibition in Anaheim.
 - 👉 Retired his 1st 17 batters and fanned career-high 13 in a 5-1 loss at Safeco Field on 7/24...Gave up 5 runs (4 ER) in 7.2 IP...The 13 K's were the most in a game by a Sox lefty since Bruce Hurst, 5/5/87 at OAK (14).
 - 👉 Won a career-high 6 straight starts from 8/27-9/25, posting a 1.76 ERA (8 ER/41.0 IP) with 54 K's during the run...Became 1st Sox lefty to win at least 6 consecutive outings since Bob Ojeda, 9/1-28/83 (6).
 - 👉 Earned the victory in his 1st 5 starts of September, becoming the 1st Red Sox pitcher to win 5 games in the month in any single season since Roger Clemens in 1987 (5-1).
 - 👉 Did not strike out a batter in the 1st inning on 9/19 at TOR after recording 1 or more strikeout in each of the previous 26.0 innings in which he faced at least 1 batter (began 2nd inning at TB on 8/27)...It was the longest such ML streak since Rich Harden went 30.0 consecutive frames with at least 1 strikeout, 7/6-8/5/08...Pedro Martinez was the last Sox pitcher to accomplish the feat, recording 1 K or more in 40.0 straight innings with at least 1 batter faced, 8/8-9/10/99.
- 2009: Named Red Sox Pitcher of the Year by the Boston Chapter of the BBWAA for the 2nd straight year...Finished among AL leaders in K's per 9.0 innings (2nd, 9.96), strikeouts (3rd, 225), ERA (5th, 3.41), complete games (T-9th, 2), and wins (T-10th, 15).**
- 👉 9.96 strikeouts per 9.0 innings were 3rd among all major league hurlers, behind only SF's Tim Lincecum (10.42) and DET's Justin Verlander (10.09).
 - 👉 Led all ML lefties in strikeouts and finished among AL southpaws in ERA (2nd), opponent AVG (2nd, .242), innings (3rd, 203.1), wins (3rd), and starts (T-3rd, 32).
 - 👉 Was 3rd in the AL with 23 quality starts and tied for 3rd among major league lefties behind PHI's Cliff Lee (24) and LA's (NL) Randy Wolf (24).
 - 👉 Topped 15-win and 200-inning plateaus for 2nd year in a row, the 10th left-hander in Sox history to reach those marks in consecutive seasons, 1st since Bruce Hurst (1987-88).
 - 👉 225 strikeouts set a career high (tied in 2010) and ranked 15th in club single-season history...Were the most ever for a Red Sox left-hander, passing the mark of 190 K's set by Bruce Hurst in 1987...Also the highest total for a Sox pitcher overall since Pedro Martinez's 227 in 2004...Became the 10th BOS player in club history to reach 200 Ks.
 - 👉 Fanned at least 10 batters on 6 occasions, the most ever by a Red Sox left-hander (passed with 7 in 2010)...Pedro Martinez was the last Sox hurler with more double-digit strikeout games in a season with 9 in 2002...Tim Lincecum (8) and Justin Verlander (7) were the only major leaguers with more 10-K games.
 - 👉 Went 6.0 innings or more on 26 occasions, tied for 8th in the AL...Tossed 7.0 or more frames 12 times.
 - 👉 Struck out 10 Yankees in a 6-4 win on 5/4 in the Bronx...Lefty Grove was the last Red Sox lefty to fan at least 10 Yankees in a game with 11 at Fenway Park on 9/6/36.
 - 👉 Was 3-5 with a 6.07 ERA (40 ER/59.1 IP) over his 1st 10 starts through 5/26, but went 12-3 with a 2.31 ERA (37 ER/144.0 IP) in 22 starts over the remainder of the season.
 - 👉 Fanned 10 or more batters while limiting opponents to 1 run or less on 3 hits or fewer in 3 consecutive starts from 5/31-6/12, the longest such streak by any ML pitcher since 1900.
 - 👉 Tossed a complete-game 2-hitter in an 8-1 win over TEX on 6/6 at Fenway Park...Retired the 1st 19 batters he faced before a 1-out double by Michael Young in the 7th inning.

⚡ Threw 17.0 scoreless innings from 9/1-13, the 2nd-longest stretch by a Sox hurler in 2009 behind Josh Beckett's 18.0-inning run, 8/1-12.

⚡ Was forced out of his 9/25 start at Yankee Stadium with a contusion on the right quadriceps muscle after being hit by a Melky Cabrera line drive.

POSTSEASON: Started Game 1 of the ALDS at LAA, allowing 3 runs on 4 hits and 4 walks while fanning 5 over 6.0 innings in the 5-0 loss...All 3 runs came on a homer by Torii Hunter in the 5th inning...Was the 2nd year in a row that he started the club's 1st postseason game...Is the only left-hander in Sox history to do so and the 1st pitcher overall since Pedro Martinez (1998-99).

2008: Spent 1st full season in the majors and ranked among AL leaders in wins (T-7th, 16), starts (T-5th, 33), complete games (T-9th, 2), shutouts (T-1st, 2), innings (7th, 210.1), ERA (4th, 3.21), and winning pct. (4th, .727)...Threw a no-hitter on 5/19 vs. KC.

⚡ Named Red Sox Pitcher of the Year by the Boston Chapter of the BBWAA...Was the 1st lefty to get the honor since Bruce Hurst in 1988.

⚡ Finished 3rd among AL lefties with 16 wins, the most by a Sox left-hander since Bruce Hurst's 18 in 1988...Was 6th among ML southpaws with 210.1 innings, 3rd in the AL.

⚡ Became the 3rd left-handed Red Sox pitcher ever to reach 15 wins, 30 starts, 200.0 innings, 150 K's and a sub-3.50 ERA in a single season, joining Babe Ruth (1916) and Lefty Grove (1937) (did it again in 2009-10).

⚡ Posted a 5-1 record and 1.41 ERA (10 ER/63.2 IP) in 9 starts following a Sox loss, with the team going 7-2 in those contests...Was 3-0 with a 0.29 ERA (1 ER/31.1 IP) in 4 starts following a series sweep against the Sox.

⚡ Went 11-1 in 17 starts at Fenway Park, tied for AL lead in home wins...2.49 home ERA (32 ER/115.2 IP) was the 2nd lowest in AL...Went at least 6.0 innings in 14 of 17 home starts, with 7.0 frames or more in 10 of those contests.

⚡ Fell to DET, 7-2, on 4/9, his 1st home start of the season, before going undefeated over his next 16 Fenway outings, posting an 11-0 record and 2.28 ERA (28 ER/110.1 IP) in that span...Was the longest streak by a Red Sox starter since Jack Kramer won 14 straight home decisions from 5/11/48-9/13/49.

⚡ Started BOS's 2nd game of the season, 3/26 against OAK in Tokyo, Japan...Allowed 4 runs on 5 hits and 3 walks and struck out 4 over 4.0 innings in a 5-1 loss.

⚡ Tossed the 18th no-hitter in Red Sox history in a 7-0 win vs. KC on 5/19 at Fenway Park...Had a season-high 9 strikeouts and allowed just 2 base runners on walks in the 2nd and 9th innings...Retired 20 straight batters between the free passes...Tossed a career-high 130 pitches...Was just the 2nd no-hitter ever against the Royals, the 1st since Nolan Ryan's 1st career no-no, 5/15/73.

⚡ Threw his 2nd shutout of the season on 7/3 at NYY...Allowed 5 hits with 2 walks and 9 K's over 9.0 innings for the 7-0 win...Was the 1st shutout by a Sox lefty at Yankee Stadium since Roger Moret on 7/4/73.

⚡ Named AL Pitcher of the Month for July, going 3-0 with a 2.05 ERA (7 ER/30.2 IP), 28 strikeouts, and 6 walks...Was his 1st-ever monthly honor.

⚡ Took home AL Pitcher of the Month again for September, the 1st BOS pitcher with multiple monthly awards in a season since Pedro Martinez (4) in 1999...Was 4-1 with a 2.14 ERA (8 ER/33.2 IP) with 28 K's over 5 starts.

⚡ Won the 9/8 contest against the Rays, the record-breaking 456th consecutive home sellout at Fenway Park.

POSTSEASON: Went 1-2 with a 2.36 ERA (7 ER/26.2 IP) over the ALDS and ALCS, leading the Red Sox with 4 starts, 26.2 innings, and 26 K's...Earned the win in Game 1 of the ALDS at LAA on 10/1, the 1st Sox lefty to start and win Game 1 of a playoff series since Bruce Hurst (Game 1, 1986 World Series)...Did not allow an earned run in 14.0 innings in the Division Series, the 2nd-highest total ever behind Jerry Reuss' 18.0 frames with the Dodgers in 1981...Gave up a 3-run homer to B.J. Upton in Game 3 of the ALCS to snap a string of 24.2 consecutive scoreless postseason frames dating back to Game 2 of the 2007 ALCS.

2007: Spent the majority of the 2nd half with BOS, but also had stints with 3 of the Sox minor league affiliates while working his way back from lymphoma treatments.

⚡ Began the year on the DL and was sent to Single-A Greenville on rehab assignment on 4/5 and made 3 starts for the Drive, posting a 2.08 ERA (3 ER/13.0 IP).

⚡ Sent to Triple-A Pawtucket to continue rehabbing on 4/25 and was 0-1 with a 2.25 mark (2 ER/8.0 IP) before experiencing muscle cramping in his left forearm on 5/2 vs. Indianapolis...Recalled from the rehab assignment after that start and spent the next 2 weeks undergoing treatment before beginning a 2nd rehab stint with the PawSox...Activated from DL on 6/11 and optioned to Pawtucket.

⚡ Recalled from Triple-A Pawtucket on 7/23 for his 1st ML stint of 2007...Earned the win with a start that night at CLE, his 1st since 8/23/06 at LAA...Gave up 2 runs on 5 hits in 6.0 IP, walking 3 and striking out 6 in BOS's 6-2 victory.



🔪 Optioned to Double-A Portland on 8/23 and made 1 start for the Sea Dogs before being called up again 9/2... Went 2-0 with a 3.34 ERA (11 ER/29.2 IP) in 6 September outings (5 starts).

POSTSEASON: Made 3 postseason appearances (1 start) for BOS, including the start and win in the decisive Game 4 of the World Series at COL on 10/28...Went 5.2 shutout innings, allowing 3 hits and 3 walks with 3 strikeouts in the Red Sox 4-3 victory over the Rockies...Also tossed 3.0 scoreless relief innings in Game 4 of the ALCS at CLE for a combined 8.2 shutout frames in his final 2 postseason outings.

2006: Made major league debut and 15 starts overall for BOS after June call-up before season was cut short due to the anaplastic large cell lymphoma diagnosis in late August.

🔪 Despite only 15 starts and 81.1 innings, tied for 4th among AL rookies with 7 wins.

🔪 Became the 1st Red Sox rookie to win his 1st 5 decisions (6/16-7/18) since Aaron Sele won his 1st 6 in 1993.

🔪 Began season with Pawtucket and made the jump to the majors after only 11 Triple-A starts.

🔪 Made big league debut at Fenway Park 6/10, recording a no-decision in BOS's 7-4 loss vs. TEX (3 ER/4.1 IP).

🔪 Earned 1st win, 4-1, at ATL on 6/16 (6.0 IP, 5 H, 1 R/ER, 3 BB, 5 K)...Struck out 10 in a 9-3 win vs. WSH on 6/21, his 1st win at Fenway (6.0 IP, 1 R/ER)...Did not suffer his 1st ML loss until his 10th start, 7/28 vs. LAA (6.1 IP, 5 R/ER).

🔪 On 7/18, tossed 8.0 innings and combined with Jonathan Papelbon (1.0 IP) to 1-hit the Royals in a 1-0 win at Fenway Park...Became the 1st Sox rookies to combine on a shutout since Dana Kiecker (8.0 IP) and Jeff Gray (1.0 IP) on 8/24/90, a 2-0 win at TOR.

🔪 Placed on the DL on 8/24...After undergoing treatment, was pronounced cancer-free in December 2006.

2005: Led the Eastern League with a 2.61 ERA and 163 strikeouts for Double-A Portland, earning EL Pitcher of the Year and Red Sox Minor League Pitcher of the Year honors.

🔪 Selected to the EL's year-end All-Star team and on the year-end Topps Double-A All-Star squad.

🔪 Led the BOS organization in strikeouts and was 1st among full-season pitchers in ERA...Was 1 of 3 Sox farmhands with an organization-best 11 wins.

🔪 Also earned mid-season All-Star honors, but did not appear in the game.

🔪 Named Red Sox Minor League Pitcher of the Month in June and July, going 3-1 with a 1.69 ERA (6 ER/32.0 IP) in 6 starts in June and 2-2 with a 1.54 ERA (4 ER/23.1 IP) in 4 starts in July.

2004: Spent almost entire year with Single-A Sarasota and also made 1 start for Rookie-level Gulf Coast League Red Sox.

🔪 Struck out 97 in 90.1 innings with Sarasota, an AVG of 9.7 K's per 9.0 innings...Held opponents to a .244 AVG (82-for-336).

🔪 Posted the 1st double-digit strikeout game of his career, fanning 10, 5/23 vs. Lakeland.

2003: Appeared in 24 games (21 starts) for Single-A Augusta.

🔪 Named Red Sox Minor League Pitcher of the Month in April, going 1-1 with a 1.85 ERA (5 ER/24.1 IP) in 5 starts.

2002: Started only 1 game in 1st pro season, taking loss 8/23 vs. Gulf Coast League Rangers.

🔪 Participated in the Fall Instructional League following the season.

PERSONAL

🔪 Married to Farrah...The couple has a son, Hudson.

🔪 Graduated from Bellarmine Preparatory School in Tacoma, WA, where he was a 3-time MVP and 3-time All-Area selection...Named Gatorade State Player of the Year for Washington in 2000.

🔪 Honored by the Boston Celtics with their "Heroes Among Us" award in 2008.

🔪 Attended a reception at the U.S. Embassy in Japan during the Sox opening series in 2008.

IN THE COMMUNITY

A cancer survivor, Jon launched the NVRQT (short for 'never quit') cancer research fundraising campaign with the Pediatric Cancer Research Foundation in May 2012...Participated in NVRQT Night at Fenway Park in July, and hosted a NVRQT fundraising event at the House of Blues and put on a LIVESTRONG baseball clinic for children affected by cancer in September...Was featured in a Stand Up 2 Cancer and MasterCard TV spot with 8-year-old cancer survivor Justin Miller that aired during the 2012 postseason...Met with children from Seattle Children's Hospital at Safeco Field last June...Named the 2012 Red Sox nominee for prestigious Roberto Clemente Award...Is active with the Jimmy Fund and served as the spokesman for their Rally Against Cancer program in 2009...Has participated in several Jimmy Fund events, including the Radio-Television and New Stars for Young Stars, and has visited with patients on select road trips and during their trip to Fort Myers...Has met children as part of the Make-A-Wish program...Attends events that benefit the Red Sox Foundation, including the Welcome Home Party and Picnic in the Park, and donated an auction experience (meet and greet) to the Foundation's Fenway to the Runway event in 2011...Has visited with fans as part of the Red Sox Destinations program...During Spring Training, plays in the Southwest Florida Children's Hospital Celebrity Golf Classic.

JON LESTER'S CAREER RECORD

YEAR	CLUB	W-L	ERA	G	GS	CG	SHO	SV	IP	H	R	ER	HR	HB	BB	SO	WP	BK
2002	GCL Red Sox	0-1	13.50	1	1	0	0	0	0.2	5	6	1	0	0	1	1	0	0
2003	Augusta	6-9	3.65	24	21	0	0	0	106.0	102	54	43	7	8	44	71	2	0
2004	Sarasota	7-6	4.28	21	20	0	0	0	90.1	82	46	43	2	3	37	97	1	1
	GCL Red Sox	0-0	0.00	1	1	0	0	0	1.0	0	0	0	0	0	2	1	1	0
2005	Portland	11-6	2.61	26	26	3	1	0	148.1	114	52	43	10	4	57	163	10	1
2006	Pawtucket	3-4	2.70	11	11	0	0	0	46.2	43	17	14	5	0	25	43	0	0
	BOSTON	7-2	4.76	15	15	0	0	0	81.1	91	43	43	7	5	43	60	5	0
2007	Pawtucket	4-5	3.89	14	14	2	0	0	71.2	67	32	31	4	3	31	51	4	0
	Portland	1-0	1.50	1	1	0	0	0	6.0	5	1	1	0	0	4	4	0	0
	Greenville	0-0	2.08	3	3	0	0	0	13.0	11	3	3	2	0	2	15	0	0
	BOSTON	4-0	4.57	12	11	0	0	0	63.0	61	33	32	10	1	31	50	1	0
2008	BOSTON	16-6	3.21	33	33	2	2	0	210.1	202	78	75	14	10	66	152	3	1
2009	BOSTON	15-8	3.41	32	32	2	0	0	203.1	186	80	77	20	3	64	225	6	0
2010	BOSTON	19-9	3.25	32	32	2	0	0	208.0	167	81	75	14	10	83	225	6	0
2011	BOSTON	15-9	3.47	31	31	0	0	0	191.2	166	77	74	20	11	75	182	4	0
2012	BOSTON	9-14	4.82	33	33	3	0	0	205.1	216	117	110	25	4	68	166	6	0
Major League Totals		85-48	3.76	188	187	9	2	0	1163.0	1089	509	486	110	44	430	1060	31	1
Minor League Totals		32-31	3.33	102	98	5	1	0	483.2	429	211	179	30	18	203	446	18	1
Red Sox Totals		85-48	3.76	188	187	9	2	0	1163.0	1089	509	486	110	44	430	1060	31	1

2002 Signed by the Boston Red Sox as a second-round selection (club's 1st pick, 57th overall) in the June draft

DIVISION SERIES RECORD

YEAR	CLUB	W-L	ERA	G	GS	CG	SHO	SV	IP	H	R	ER	HR	HB	BB	SO	WP	BK
2007	BOS vs. LAA								Did Not Play									
2008	BOS vs. LAA	1-0	0.00	2	2	0	0	0	14.0	10	1	0	0	0	3	11	0	0
2009	BOS vs. LAA	0-1	4.50	1	1	0	0	0	6.0	4	3	3	1	0	4	5	0	0
Division Series Totals		1-1	1.35	3	3	0	0	0	20.0	14	4	3	1	0	7	16	0	0

LEAGUE CHAMPIONSHIP SERIES RECORD

YEAR	CLUB	W-L	ERA	G	GS	CG	SHO	SV	IP	H	R	ER	HR	HB	BB	SO	WP	BK
2007	BOS vs. CLE	0-0	4.91	2	0	0	0	0	3.2	3	2	2	1	0	1	5	0	0
2008	BOS vs. TB	0-2	4.97	2	2	0	0	0	12.2	14	8	7	3	0	2	15	0	0
LCS Totals		0-2	4.96	4	2	0	0	0	16.1	17	10	9	4	0	3	20	0	0

WORLD SERIES RECORD

YEAR	CLUB	W-L	ERA	G	GS	CG	SHO	SV	IP	H	R	ER	HR	HB	BB	SO	WP	BK
2007	BOS vs. COL	1-0	0.00	1	1	0	0	0	5.2	3	0	0	0	0	3	3	0	0

ALL-STAR GAME RECORD

YEAR	CLUB	W-L	ERA	G	GS	CG	SHO	SV	IP	H	R	ER	HR	HB	BB	SO	WP	BK
2010	AL vs. LAA	0-0	0.00	1	0	0	0	0	1.0	0	0	0	0	0	0	0	0	0
2011	AL at ARI								Selected--Did Not Pitch									
All-Star Game Totals		0-0	0.00	1	0	0	0	0	1.0	0	0	0	0	0	0	0	0	0

JON LESTER, CONTINUED

CAREER FIELDING RECORD

YEAR	CLUB	POS	PCT.	G	GS	PO	A	E	TC	DP
2006	BOSTON	P	1.000	15	15	0	11	0	11	0
2007	BOSTON	P	.909	12	11	6	4	1	11	0
2008	BOSTON	P	.952	33	33	19	21	2	42	3
2009	BOSTON	P	.939	32	32	7	24	2	33	1
2010	BOSTON	P	.930	32	32	5	35	3	43	2
2011	BOSTON	P	.966	31	31	9	19	1	29	2
2012	BOSTON	P	.946	33	33	14	21	2	37	3
Career Totals		P	.947	188	187	60	135	11	206	11

CAREER BATTING TOTALS

AVG.	G	AB	R	H	2B	3B	HR	RBI	SH	SF	HB	BB	SO	SB	CS	E
Major League Totals	.000	188	25	0	0	0	0	1	4	1	0	1	15	0	0	11

CAREER SINGLE-GAME HIGHS

INNINGS PITCHED	9.0, 5 times, last 6/27/10 at SF
LOW-HIT COMPLETE GAME	0, 5/19/08 vs. KC (9.0 IP)
STRIKEOUTS	13, 7/24/10 at SEA
HITS ALLOWED	12, 5/20/11 vs. CHC
RUNS ALLOWED	9, 8/20/10 vs. TOR
WALKS ALLOWED	5, 8 times, last 8/10/11 at MIN
HOME RUNS ALLOWED	3, 2 times, last 6/18/11 vs. MIL
WINNING STREAK	8, 4/28/10-6/16/10
EJECTIONS	None



FULL NAME: Juan Carlos Linares

BATS: Right **THROWS:** Right **HEIGHT:** 5-11 **WEIGHT:** 190

OPENING DAY AGE: 28 (Turns 29 on September 7)

BORN: September 7, 1984 in Havana, Cuba

RESIDES: Miami, FL

MAJOR LEAGUE SERVICE: None

ACQUIRED: Signed as an international free agent on July 8, 2010

SIGNED BY: Craig Shipley and Todd Claus (Red Sox)

CONTRACT STATUS: Signed through 2013



NON-ROSTER INVITEE

CAREER HIGHLIGHTS

✦ In his 4th season in the United States after joining the Red Sox organization in July 2010.

✦ Participated in the Red Sox Rookie Program in January 2011.

✦ Played for La Habana of Cuba's major league Serie Nacional for 8 seasons, beginning with the 2002-03 campaign...Was teammates with fellow Red Sox prospect Jose Iglesias during the 2007-08 season.

2012: Combined for .316 AVG, 28 doubles, 2 triples, 16 homers, 62 RBI, and 58 runs in 110 games between Double-A Portland and Triple-A Pawtucket, almost tripling total games played in a pro season in the U.S.

✦ Began season with Portland...Played all 3 OF positions with the Sea Dogs (24 G in CF, 17 in RF, 11 in LF), and DH (9).

✦ Earned Eastern League Player of the Week honors for the league's opening week spanning 4/5-15...Tied for the EL lead with a .415 AVG in 11 games in that time...Tied for 2nd in the circuit with 17 hits and ranked 3rd in home runs (tied, 3), OBP (.489), and SLG (.707) during the span.

✦ On Opening Day (4/5) at Reading, led off GM 2 of the doubleheader with a homer...As the leadoff batter in the Sea Dogs' home opener vs. Binghamton on 4/12, deposited 1st pitch seen over CF wall for 2nd home run...The next day, smashed a game-winning, 2-run homer in the bottom of the 8th inning of Portland's 4-3 win over the Mets.

✦ Knocked a walk-off RBI double on 5/26 vs. New Britain.

✦ Hit safely in 17 of his last 21 games with the Sea Dogs prior to being transferred to Pawtucket on 6/21...Batted at a .378 clip (31-for-82) during the 21-tilt span, the 3rd-best AVG in the Eastern League from 5/23-6/21.

✦ At time of promotion to Pawtucket, ranked 2nd in the EL with a .333 AVG and .403 OBP and 4th with a .538 SLG.

✦ Joined the PawSox on 6/22...Hit a team-best .340 (32-for-94) over 25 games in July, the 10th-best mark in the International League during the month.

✦ Missed time on Pawtucket's DL from 8/23 (retro to 8/21) through 9/1 with a broken right thumb.

✦ Knocked a 2-run, walk-off HR in the 12th inning of the final game of the regular season on 9/3 vs. Scranton/WB.

✦ Hit at a .333 clip (8-for-24) with 2 homers and 6 RBI in 7 playoff games en route to the PawSox winning the Governors' Cup title as the champions of the International League...Finished among IL playoff leaders AVG (T-5th), OBP (3rd, .429), SLG (4th, .667), and home runs (T-1st).

2011: Limited to 17 games with the PawSox due to injury.

✦ Reached safely in 12 of his 17 games...Slugged .500, with 9 of his 14 hits going for extra-bases (5 2B, 1 3B, 3 HR).

✦ Tore ligaments in his ankle while sliding into 2nd base on 5/2 vs. Toledo and placed on the disabled list the next day...Underwent surgery on 5/10 and missed the remainder of the season.

✦ Following the season, appeared in 4 games for Scottsdale in the Arizona Fall League (2-for-18, HR, RBI).

2010: Made his stateside debut on rehab with the Rookie-level Gulf Coast League Red Sox before finishing the season with Double-A Portland.

✦ Combined to hit .246 (15-for-61) with 1 HR and 5 RBI in 17 games...Appeared in 10 games in CF and 7 in RF without committing an error.

✦ Assigned to the Sea Dogs but placed on the DL on 8/10 before appearing in a game...Began his season with a 4-game rehabilitation assignment in the GCL from 8/17-21...Activated to Portland's roster on 8/23.

✦ Tied for Sea Dogs lead with a .368 AVG (7-for-19) in Sept....Tallied multi-hits in each of his 1st 3 games of the month.

✦ Following the season, appeared in 17 games for the Arizona Fall League's Peoria Javelinas...Ranked among AFL leaders in AVG (2nd, .397) and SLG (4th, .662) while pocketing 7 doubles, 1 triple, 3 home runs, and 14 RBI.

✦ Knocked all 3 AFL HR during 11-game hit streak from 10/25-11/12, with a .398 AVG (19-for-46) in that stretch.

PERSONAL

A native of Havana, Cuba, established residency in Mexico before signing with BOS.

JUAN CARLOS LINARES' CAREER RECORD

YEAR	CLUB	AVG.	G	AB	R	H	2B	3B	HR	RBI	SH	SF	HB	BB	SO	SB	CS	E
2010	GCL Red Sox	.267	4	15	2	4	1	0	0	1	0	0	0	1	2	0	0	0
	Portland	.239	13	46	3	11	4	0	1	4	0	0	2	0	13	1	1	0
2011	Pawtucket	.233	17	60	8	14	5	1	3	12	0	0	0	4	12	0	1	0
2012	Portland	.333	58	210	34	70	17	1	8	33	0	2	4	22	30	0	1	0
	Pawtucket	.297	52	202	24	60	11	1	8	29	1	4	2	7	36	0	0	1
Minor League Totals		.298	144	533	71	159	38	3	20	79	1	6	8	34	93	1	3	1

2010 Signed by the Boston Red Sox as an international free agent on 7/8

RED SOX WHO HAVE PLAYED IN EVERY GAME

25 players have played in every game of a regular season for the Red Sox (a total of 43 times). Dwight Evans was the last player to do so in 1984. He also played all the team's games in 1981 and 1982. Shortstop Everett Scott did so 5 straight years (1917-21) when he set the club record by playing in 832 consecutive games from 6/20/1916-10/2/1921. Evans, Buck Freeman, Freddy Parent, and Candy LaChance did so 3 times while Hobe Ferris, Chick Stahl, Vern Stephens, Frank Malzone, Carl Yastrzemski, and Jim Rice played all the games twice, including 1978 when there were 163 games. Rice also missed only one game in 1977.

YEAR	GAMES	PLAYER	YEAR	GAMES	PLAYER
1901	138	2B Hobe Ferris	1922	154	2B Del Pratt
		SS Freddy Parent	1924	156	2B Bill Wambsganss
		3B Jimmy Collins	1926	154	1B Phil Todt
		LF Tommy Dowd	1930	154	CF Tom Oliver
1902	138	1B Candy LaChance	1936	155	1B Jimmie Foxx
		SS Freddy Parent	1943	155	2B Bobby Doerr
		RF Buck Freeman	1948	155	SS Vern Stephens
1903	141	1B Candy LaChance			CF Dom DiMaggio
		2B Hobe Ferris	1949	155	SS Vern Stephens
		RF Buck Freeman			LF Ted Williams
1904	157	1B Candy LaChance	1956	155	CF Jimmy Piersall
		RF Buck Freeman	1958	155	3B Frank Malzone
		CF Chick Stahl	1959	154	3B Frank Malzone
1905	153	SS Freddy Parent	1962	160	LF Carl Yastrzemski
1906	155	CF Chick Stahl	1966	162	1B George Scott
1912	154	LF Duffy Lewis	1969	162	LF Carl Yastrzemski
1917	157	SS Everett Scott	1978	163	LF Jim Rice
1918	126	SS Everett Scott	1981	108	LF Jim Rice
		RF Harry Hooper			RF Dwight Evans
1919	138	SS Everett Scott	1982	162	RF Dwight Evans
1920	154	SS Everett Scott	1984	162	RF Dwight Evans
1921	154	SS Everett Scott			

FULL NAME: Mitchell William Maier
BATS: Left **THROWS:** Right **HEIGHT:** 6-3 **WEIGHT:** 209
OPENING DAY AGE: 30 (Turns 31 on June 30)
BORN: June 30, 1982 in Petoskey, MI
RESIDES: South Lyon, MI
MAJOR LEAGUE SERVICE: 4 years, 1 day
ACQUIRED: Signed as a minor league free agent on Oct. 31, 2012
SIGNED BY: Jason Bryans (Royals)
CONTRACT STATUS: Signed through 2013



NON-ROSTER INVITEE

CAREER HIGHLIGHTS

- 2013 will mark his 11th professional season and 1st with the Red Sox.
- Spent the 1st 10 years of his career in the Royals organization and saw major league action with KC in parts of 6 seasons (2006, 2008-12).
- Has appeared primarily as a center fielder (208 games) in the majors, but has also played right field (101), left field (38), and 1st base (1 game)...Has appeared twice as a pitcher, once in 2011 at Fenway Park and in 2012 against CLE.
- Played in 190 consecutive games without committing an error, 9/13/08-6/15/10, the 2nd-longest streak in Royals history.
- Led all major league rookies and finished tied for 4th in the American League with 11 outfield assists in 2009.
- Was a 4-time All-Star in the minors; Texas League (2006), California League (2005, mid- and post-season), Midwest League (2004, and Game MVP; and Arizona League, 2003).

2012: Split the season between the Royals and Triple-A Omaha.

- Made Kansas City's Opening Day roster...Tied his career high with 3 hits, 4/24 at CLE.
- Hit both his home runs against LHP's...Of his 10 career home runs, 6 have come against lefties.
- Pitched a scoreless 9th inning and allowed 1 hit, 4/15 vs. CLE...Marked the 11th time in club history a Royals position player pitched and only the 3rd time a Royal did so multiple times joining Jerry Terrell (1979-80) and Joe Simpson (1983 twice).
- Started a total of 15 games, 13 in center field, and 2 in right field.
- Designated for assignment on 7/4 and was outrighted to Omaha on 7/14.
- Batted .356 (32-for-90) with 16 RBI in 26 games in August for Omaha.

2011: Spent his 2nd full season with the Royals.

- Started 19 games defensively, with 8 in left field, 6 in center field, and 5 in right field.
- Scored a career-high 3 runs twice, 5/1 vs. MIN and 6/12 at LAA.
- Batted .294 (15-for-51) prior to the All-Star break and .159 (7-for-44) after.
- Hit .250 (3-for-12) as a pinch-hitter.

2010: Set career highs in at-bats (373), hits (98), triples (6), home runs (5), extra-base hits (26), and RBI (41) in his 1st full season with KC.

- Finished tied for 7th in the AL in triples.
- Hit .526 (10-for-19) with 4 RBI over a career-best 7-game hitting streak, 7/30-8/7.
- Committed an error on 6/16 vs. HOU, snapping his 190-game errorless streak (1st since: 9/13/08 at CLE)...The streak is the 2nd longest in KC Royals history.
- Batted .301 (25-for-83) with runners in scoring position...Had a .402 OBP in those situations.
- Tied his career high with 3 RBI, 5/28 at BOS.

2009: Made his 1st career Opening Day roster with the Royals.

- Set career bests in games (127), runs scored (42), walks (43), and steals (9).
- Led all ML rookies and finished tied for 4th in the AL with 11 outfield assists.
- Connected for his 1st ML home run on 8/25 vs. CLE.
- Hit .263 (54-for-205) with 22 RBI in 63 tilts after the All-Star break compared to .213 with 9 RBI in 64 games prior.

- 👉 Of his 22 multi-hit games, 17 came after the All-Star break.
- 👉 Made 65 starts in center field, 18 in right field, and 10 starts in left field.

2008: Spent the majority of the season with Triple-A Omaha where he led the team in runs scored (57), doubles (24), and steals (12)...Ranked 2nd in hits (109).

- 👉 Had a season-best 19-game hit streak with Omaha, 4/26-5/17...Batted.363 (29-for-80) with 4 HR and 13 RBI over that stretch.
- 👉 Batted .316 (81-for-256) vs. RHP and .315 (28-for-89) vs. LHP in the minors.
- 👉 With runners in scoring position at Omaha, hit .357 (25-for-70).
- 👉 Hit .342 (40-for-117) in 29 games in May and .356 (31-for-87) in 22 games in July.
- 👉 Hit safely in 8 straight games from 7/13-23 (.343, 12-for-35), and was recalled by KC on 7/24.
- 👉 Raised his AVG from .091 to .352 over a 12-game stretch, 7/30-8/16...Hit .419 (18-for-43) in that span.
- 👉 Was placed on the 15-day disabled list on 8/21 with a right cheekbone fracture...Was reinstated on 9/12.
- 👉 Played for Gigantes del Cibao in the Dominican Winter League following the season.

2007: Led Triple-A Omaha in games (140) and at-bats (544)...Finished 2nd in runs (75), hits (152), doubles (29), and triples (5).

- 👉 Had 41 multi-hit games, including 10, 3+ hit games.
- 👉 Batted .292 (40-for-137) with runners in scoring position.
- 👉 Raised his AVG from .282 to .304 after hitting .442 (23-for-52) over an 11-game stretch, 7/1-14.
- 👉 Hit .293 (29-for-99) with 2 home runs and 16 RBI in 29 games for Gigantes del Cibao after the season.

2006: Spent the majority of the season with Double-A Wichita where he was a Texas League All-Star and led the league in games played (138).

- 👉 Finished 2nd in at bats (543) and hits (166), 4th in runs (95), tied for 4th in triples (7), 5th in total bases (257), 6th in RBI (92), and tied for 8th in doubles (35).
- 👉 Homered in the 1st 2 games of the season at Tulsa...Had 10 RBI in a span of 4 games, 7/7-10...Hit .467 (7-for-15) in that span.
- 👉 Batted .407 (24-for-59) over a 14-game hit streak, 7/19-8/3.
- 👉 Went 5-for-5 with 3 RBI, 8/16 vs. San Antonio.
- 👉 Hit .340 (36-for-106) vs. LHP and .297 (130-for-437) vs. RHP.
- 👉 Had his contract selected by the Royals on 9/20...Made his major league debut as a defensive replacement on 9/23 vs. DET.

- 👉 Singled off Brad Radke for his 1st ML hit in his 1st major league start (RF) on 9/28 at MIN.

- 👉 Hit .350 (35-for-100) in 23 games for Grand Canyon in the Arizona Fall League after the season...Was named to the AFL All-Prospects team.

2005: Hit 47 doubles between High-A High Desert and Wichita, the 2nd-most among all minor leaguers for the year.

- 👉 Was a California mid- and post-season All-Star with High Desert.
- 👉 Began the season with High Desert and hit safely in 15 of his first 18 games (.366, 26-for-71).
- 👉 Had multiple hits in 23 of his 50 games for High Desert.
- 👉 Hit .455 (30-for-66) vs. LHP and .283 vs. RHP (41-for-145).
- 👉 Was transferred to Wichita in early June and finished the season there.
- 👉 Appeared in each slot of the batting order with Wichita except 4th.
- 👉 Belted a grand slam, 7/25 vs. Tulsa (G1).
- 👉 Between both levels, batted .315 (39-for-124) with runners in scoring position.

2004: Combined to hit .287 (141-for-491) with 45 extra-base hits and 53 RBI in 133 games between Single-A Burlington and High-A Wilmington.

- 👉 Began season with Burlington where he was named a Midwest League All-Star and MVP of the All-Star game.
- 👉 Transferred to Wilmington in early July.
- 👉 Between both levels, played 119 games at 3rd base, 14 as designated hitter, and 1 in right field.

2003: Began his pro career with the Rookie-level Surprise Royals where he was an Arizona League All-Star.

- 👉 Hit safely in 39 of his 51 games (76%)...Had 21 multi-hit games.

PERSONAL

♣ Married to Karrie...The couple has a daughter, Avalynne, and a son, Preston.

♣ Is a graduate Novi (MI) High School.

♣ Attended the University of Toledo and finished his 3-year career as a catcher with school career records for AVG (.414), hits (238), doubles (42), RBI (147), and total bases (370)...Hit .448 in his junior season, the nation's 2nd-highest average.

♣ Earned First-Team All-America honors from *Baseball America* in 2003

MITCH MAIER'S CAREER RECORD

YEAR	CLUB	AVG.	G	AB	R	H	2B	3B	HR	RBI	SH	SF	HB	BB	SO	SB	CS	E
2003	AZL Royals	.350	51	203	41	71	14	6	2	45	0	3	2	18	25	7	3	6
2004	Burlington	.300	82	317	41	95	24	3	4	36	0	1	0	27	51	34	10	19
	Wilmington	.264	51	174	25	46	9	2	3	17	1	2	2	15	29	9	2	8
2005	High Desert	.336	51	211	42	71	26	1	8	32	0	3	1	12	43	6	1	3
	Wichita	.255	80	322	55	82	21	5	7	49	0	3	2	15	47	10	3	3
2006	Wichita	.306	138	543	95	166	35	7	14	92	3	9	7	41	96	13	12	7
	KANSAS CITY	.154	5	13	3	2	0	0	0	0	0	0	0	2	4	0	0	1
2007	Omaha	.279	140	544	75	152	29	5	14	62	6	9	4	33	89	7	2	3
2008	Omaha	.316	85	345	57	109	24	1	9	41	3	5	1	29	42	12	3	3
	KANSAS CITY	.286	34	91	9	26	1	1	0	9	2	0	2	2	18	0	2	1
2009	Omaha	.314	12	51	8	16	3	0	2	10	0	1	0	8	8	1	1	0
	KANSAS CITY	.243	127	341	42	83	15	3	3	31	7	2	4	43	76	9	2	0
2010	KANSAS CITY	.263	117	373	41	98	15	6	5	39	4	3	0	41	68	3	2	5
2011	KANSAS CITY	.232	45	95	19	22	4	3	0	7	0	1	1	16	32	1	0	0
2012	Omaha	.288	38	132	25	38	4	1	4	17	0	2	1	21	31	2	1	2
	KANSAS CITY	.172	32	64	8	11	1	1	2	7	1	1	0	8	24	2	0	0
Major League Totals		.248	360	977	122	242	36	14	10	93	14	7	7	112	222	15	6	7
Minor League Totals		.298	728	2842	464	846	189	31	67	401	13	38	20	219	461	101	38	54

2003 Signed by the Kansas City Royals as a first-round selection (30th overall) in the June draft

2012 Signed by the Boston Red Sox as a minor league free agent on 10/31

ADDITIONAL BATTING STATISTICS

YEAR	CLUB	OBP	SLG	OPS	TB	GDP
2006	KANSAS CITY	.267	.154	.421	2	1
2008	KANSAS CITY	.316	.319	.634	29	3
2009	KANSAS CITY	.333	.331	.665	113	6
2010	KANSAS CITY	.333	.375	.709	140	3
2011	KANSAS CITY	.345	.337	.682	32	1
2012	KANSAS CITY	.260	.313	.573	20	0
Major League Totals		.327	.344	.671	336	14

CAREER FIELDING RECORD

YEAR	CLUB	POS	PCT.	G	GS	PO	A	E	TC	DP
2006	KANSAS CITY	OF	.800	4	2	4	0	1	5	0
2008	KANSAS CITY	OF	.986	34	24	71	0	1	72	0
2009	KANSAS CITY	OF	1.000	123	93	250	11	0	261	5
2010	KANSAS CITY	1B	1.000	1	0	1	1	0	2	0
	KANSAS CITY	OF	.981	114	103	259	4	5	268	1
2011	KANSAS CITY	P	1.000	1	0	1	0	0	1	0
	KANSAS CITY	OF	1.000	29	19	64	2	0	66	0
2012	KANSAS CITY	OF	1.000	22	15	38	0	0	38	0
	KANSAS CITY	P	-	1	0	0	0	0	0	0
Career Totals		P	1.000	2	0	1	0	0	1	0
		OF	.990	326	256	686	17	7	710	6
		1B	1.000	1	0	1	1	0	2	0

CAREER SINGLE-GAME HIGHS

HITS	3, 10 times, last 4/24/12 for KC at CLF
DOUBLES	2, 2 times, 8/17/09 for KC at CWS
HOME RUNS	1, 10 times, last 5/23/12 for KC at NYY
RBI	3, 5 times, last, 5/28/10 for KC at BOS
RUNS SCORED	3, 6/12/11 for KC at LAA
WALKS	3, 6/15/10 for KC vs. HOU
STRIKEOUTS	3, 6 times, last 9/27/11 for KC at MIN
STOLEN BASES	1, 15 times, last 6/10/12 for KC at PIT
HITTING STREAK	7, 7/30/10-8/7/10
EJECTIONS	None

FULL NAME: Deven Sommer Marrero
BATS: Right **THROWS:** Right **HEIGHT:** 6-1 **WEIGHT:** 194
OPENING DAY AGE: 22 (Turns 23 on August 25)
BORN: August 25, 1990 in Miami, FL
RESIDES: Davie, FL
MAJOR LEAGUE SERVICE: None
ACQUIRED: Selected in the first round (24th overall) of the June 2012 draft
SIGNED BY: Vaughn Williams (Red Sox)
CONTRACT STATUS: Signed through 2013



NON-ROSTER INVITEE

CAREER HIGHLIGHTS

- Entering 1st full pro season...Was BOS's No. 1 selection the June 2012 draft (24th overall).
- Invited to Major League Spring Training as a non-roster player...Is the 1st Red Sox position player to be invited to big league camp the spring after being drafted since Scott Hatteberg, who joined camp in 1992 after being drafted in 1991...The only Red Sox pitchers to do it in that time are RHP Craig Hansen, signed to a major league contract after being drafted in 2005, and Cuban-born LHP Rolando Viera, who was drafted as a 27-year-old in 2001.
- Was the No. 1 draft-eligible college shortstop according to *Baseball America*...Also cited as the top defensive college player and the 2nd-best college athlete.
- Ranks as the No. 10 prospect in the Red Sox system according to *Baseball America*.
- 2012: Red Sox No. 1 selection in the June draft, was assigned to Short-A Lowell for pro debut.**
- Led the Spinners and placed 2nd in the New York-Penn League with 24 stolen bases...Also topped Lowell in runs (45), doubles (tied, 14), extra-base hits (19), total bases (92), and walks (34)...Paced club qualifiers in OBP (.358).
- Split time between shortstop (29 games) and DH (35 games).
- Batted .341 (31-for-91) with runners on base.
- Knocked 1st career homer in 3rd on 6/26 at Tri-City...Hit a go-ahead solo shot in the 13th inning on 8/11 to give Lowell an eventual 6-5 win at Hudson Valley.
- Reached via hit or walk in 22 consecutive road games from 7/4-8/23 at .279 (24-for-86) with 15 walks.
- Chosen as the Red Sox Minor League Base Stealer of the Month for July after swiping a NYPL-high 12 bases in 15 attempts...Stole a season-high 3 bases on both 7/29 vs. State College and 8/15 vs. Aberdeen.
- Following the season, ranked by *Baseball America* as BOS's No. 10 prospect...Also ranked as the No. 2 short-stop prospect (No. 7 prospect overall) in the New York-Penn League by *Baseball America*.

PERSONAL

- Hit .325 (193-for-593) with 37 doubles, 11 triples, 12 home runs, 95 RBI, 102 runs, 45 walks, and 32 stolen bases in 150 career games over 3 seasons at Arizona State University from 2010-12, earning all-conference honors in each campaign...Named a 1st-Team Pac-12 All-Conference selection, 1st-Team Academic All-District VIII selection and picked for the Pac-12 All-Academic 2nd Team as a junior in 2012...Selected as the Pac-10 Defensive Player of the Year and earned 1st-Team All-Pac-10 honors in 2011...Named a Collegiate Baseball 1st-Team Freshman All-American in 2010 after setting a Sun Devils freshman record with a team-leading .397 clip (62-for-156).
- Chosen as a Cape Cod League All-Star in 2011, his 2nd season with Cotuit...Also led the Team USA National Collegiate Team with 19 hits and 14 RBI in 14 games in 2011.
- Earned All-State and All-County honors with American Heritage (FL) High School as a junior in 2008 during the school's state and national title-winning season, a team that also included current KC 1st baseman Eric Hosmer.
- Is the cousin of Christian Marrero, an outfielder in the Braves system, and Chris Marrero, a first baseman in the Nationals organization.

DEVEN MARRERO'S CAREER RECORD

YEAR	CLUB	AVG.	G	AB	R	H	2B	3B	HR	RBI	SH	SF	HB	BB	SO	SB	CS	E
2012	Lowell	.268	64	246	45	66	14	3	2	24	2	1	1	34	48	24	6	9

2009 Selected by the Cincinnati Reds in the 17th round of the June draft (did not sign)
 2012 Signed by the Boston Red Sox as a first-round selection (24th overall) in the June draft

FULL NAME: William Scott Middlebrooks
BATS: Right **THROWS:** Right **HEIGHT:** 6-3 **WEIGHT:** 220
OPENING DAY AGE: 24 (Turns 25 on September 9)
BORN: September 9, 1988 in Texarkana, TX
RESIDES: Boston, MA
MAJOR LEAGUE SERVICE: 155 days
ACQUIRED: Selected in the fifth round of the June 2007 draft
SIGNED BY: Jim Robinson (Red Sox)
CONTRACT STATUS: Signed through 2013



CAREER HIGHLIGHTS

☛ Made major league debut in 2012, taking over as BOS's everyday 3rd baseman after 5/2 call-up...Selected as the 3rd baseman on *Baseball Digest's* 2012 All-Rookie Team and named Red Sox Rookie of the Year by the Boston Baseball Writers after hitting .288 with 14 doubles, 15 homers, and 54 RBI in 75 games prior to a season-ending right wrist fracture on 8/10.

☛ Was the 1st AL player in 15 years to collect at least 15 homers and 54 RBI over his 1st 75 major league games... Since 1998, the only major leaguers to do it were Albert Pujols (20 HR, 64 RBI) and Ryan Braun (23 HR, 61 RBI)...The only other Red Sox to accomplish that feat are Fred Lynn (1974-75), Norm Zaichin (1955), Walt Dropo (1949-50), and Ted Williams (1939).

☛ Became the 1st player ever to combine for at least 6 extra-base hits (3 2B, 3 HR) and 9 RBI over his 1st 4 ML games (since RBI became an official statistic in 1920)... Joined Enos Slaughter (1938) as the only major leaguers with an extra-base hit in each of their 1st 5 ML games... Hit .331 (47-for-142) with 9 homers and 33 RBI through 6/23, becoming just the 5th player ever to reach those marks over his 1st 40 ML games.

☛ Tabbed by *Baseball America* as having the best infield arm in the Red Sox farm system entering each of the last 5 seasons from 2008-12.

2012: Played 75 games in ML debut...Was BOS's regular 3rd baseman from 5/2 call-up until a season-ending wrist fracture on 8/10, hitting .288 (77-for-267) with 14 doubles, 15 HR, and 54 RBI.

☛ Was the 7th Red Sox player to record 15 home runs in his 1st ML season, 1st since Ellis Burks in 1987 (20).

☛ Had the most homers and the most RBI by a Red Sox in a full season age 23 or younger since Burks in 1987 (20 HR, 59 RBI)...Was the youngest Red Sox to play at least 50 games at 3rd base since Glenn Hoffman in 1980.

☛ His 15 homers were the most by a Red Sox in a rookie season since Brian Daubach (21) and Trot Nixon (15) reached the mark in 1999...They were the most homers by a Red Sox in his 1st 75 tilts in 25 years (Sam Horn, 1987-88 and Ellis Burks in 1987), while his 54 RBI represented the most to start a career by a Red Sox since Fred Lynn's 1st 75 games from 1974-75 (61 RBI).

☛ Among AL rookies with at least 275 plate appearances, finished 2nd in SLG (.509), 3rd in AVG and OPS (.835), and 4th in OBP (.325)...Overall, finished 4th among AL rookies in hits (77), RBI, multi-hit games (21), home runs (tied), extra-base hits (29), and total bases (136), and was 5th in doubles (14).

☛ Posted a .300 clip (27-for-90), a .556 SLG against lefties, tallying 5 doubles and 6 homers vs. southpaws.

☛ Hit .321 (25-for-78) with a .972 OPS and 6 homers with runners in scoring position...Ranked 5th among AL players (min. 80 PA) with a .565 SLG in the 7th inning or later.

☛ Batted .370 (17-for-46) in 16 Interleague games, 5th best among AL qualifiers...Texas native hit .421 (8-for-19) with a .947 SLG against TEX, the 4th-best single-season mark by a Red Sox player (min. 20 PA).

☛ Ranked 5th all-time among Red Sox rookie qualifiers with both a .538 SLG and .858 OPS before the All-Star break (since 1933)...Were the best 1st-half marks by a Boston rookie since Fred Lynn in 1975.

☛ Boston went 43-32 (.573) when he appeared in a game, including a 41-29 (.586) mark in his 70 starts.

☛ Became the 1st player ever to tally at least 6 extra-base hits (3 2B, 3 HR) and 9 RBI over his 1st 4 ML games (since RBI became an official statistic in 1920)...His 9 RBI matched the ML record for a player's 1st 4 contests, joining PIT's Jack Merson in 1951, STL's Joe Cunningham in 1954, SF's Dave Kingman in 1971, SEA/BOS's Arqui-medez Pozo in 1995-96, and NYM's Mike Jacobs in 2005 (Source: Elias).

PLAYERS WITH 15 HR AND 54 RBI OVER 1ST 75 ML GAMES SINCE 1985

PLAYER, TEAM	YEAR	HR	RBI
Will Middlebrooks, BOS	2012	15	54
Ryan Braun, MIL	2007	23	61
Albert Pujols, STL	2001	20	64
Jose Cruz, SEA/TOR	1997	20	55
Wally Joyner, CAL	1986	19	58
Mark McGwire, OAK	1986-87	24	54
Jose Canseco, OAK	1985-86	18	54

⚡ Notched an extra-base hit in each of his 1st 5 ML games from 5/2-8, joining STL's Enos Slaughter (1st 5 games from 4/19-23/38) as the only players to do that since 1900...His 7 extra-base hits (4 2B, 3 HR) matched the most in a Major Leaguer's 1st 5 games since at least 1916 (also CIN's Chris Dickerson in 2008).

⚡ Made big league debut on 5/2 and went 2-for-3 with a walk and a stolen base vs. OAK...Was the 1st Red Sox to reach 3 times in a ML debut since Morgan Burkhardt on 6/27/00 vs. BAL (2 H, BB) and the 1st Red Sox with 2 hits and a stolen base in his debut since Steve Dillard on 9/28/75 vs. CLE (2 H, SB).

⚡ Hit a game-tying grand slam for 1st ML homer in the 5th inning on 5/6 vs. BAL, the 1st bases-loaded situation of his career...Was 1st Red Sox with a slam for his 1st homer since Daniel Nava on 6/12/10 vs. PHI.

RED SOX WITH 15 HR IN 1ST MAJOR LEAGUE SEASON

PLAYER	YEAR	HR
Will Middlebrooks	2012	15
Ellis Burks	1987	20
Joe Foy	1966	15
George Scott	1966	27
Tony Conigliaro	1964	24
Dick Gernert	1952	19
Ted Williams	1939	31

⚡ Went deep twice in his 4th ML game on 5/7 at KC, the 1st Red Sox with a multi-homer effort within his 1st 4 career tilts since Dave Stapleton (2 in 2nd game, 5/31/80 vs. MIL)...Joined Billy Conigliaro (3 HR, 4/11-17/69) as the only Red Sox since 1918 with 3 homers in their 1st 4 ML games.

⚡ With a HR and 2 RBI on 5/13 became the 3rd-ever player with at least 4 homers and 13 RBI over his 1st 10 ML games, joining KC's Mark Quinn in 1999 and SEA's Alvin Davis in 1984.

⚡ Knocked his 5th homer on 5/21, a game-tying 2-run shot in the 8th inning to become the 1st Red Sox 23 years old or younger to hit a tying or go-ahead homer in the 8th inning or later since Nomar Garciaparra hit a go-ahead solo homer in the 11th inning on 4/24/97 at BAL.

⚡ Hit .316 (30-for-95) with 6 homers and 21 RBI in 24 games in May, the 1st Red Sox rookie to tally at least 6 homers and 21 RBI in his 1st month in the majors since at least 1921...It was the most homers in a month by a Red Sox rookie since Brian Daubach cranked 7 in August 1999.

⚡ Drove in at least 4 runs on 3 occasions, doing so on 5/6 vs. BAL (4), 5/7 at KC (5) and 6/21 vs. MIA (4)...According to Elias, was the 4th Red Sox rookie to do that before the end of June, along with Mike Greenwell in 1987 (4), Ted Williams in 1939 (3), and Walt Dropo in 1950 (3).

⚡ Hit .331 (47-for-142) with 9 homers and 33 RBI over his 1st 40 ML games through 6/23...According to Elias only 4 other players since 1920 (the 1st year in which the MLB kept track of RBI) compiled those marks in AVG, home runs, and RBI over their 1st 40 career ML games: PHI's Buzz Arlett in 1931 (10 HR, 38 RBI, .378 AVG), CLE's Ken Keltner in 1937-38 (9 HR, 34 RBI, .335 AVG), SEA's Alvin Davis in 1984 (11 HR/34 RBI/.340 AVG), and STL's Albert Pujols in 2001 (14 HR, 44 RBI, .367 AVG).

⚡ Named AL Player of the Week for 6/18-24...Went 10-for-16 with 3 doubles, 3 homers and 10 RBI and led the majors (min. 17 PA) in AVG (.625), OBP (.632), SLG (1.375), total bases (22), and RBI (tied).

⚡ Homered in back-to-back tilts 5/6-7, 6/20-21, and 8/7-8...Extra-base hits in 5 straight games 5/2-8 and 6/19-23.

⚡ Went 1-for-2 with a sac fly and 4 RBI as a pinch-hitter, including a 3-run, 7th-inning shot on 8/7 vs. TEX.

⚡ Hit safely in 13 of his last 18 games of the season at .300 (18-for-60), beginning with a career-high 9-game hit streak from 7/23-8/1 (.394, 13-for-33).

⚡ Began the season with 24 games for Triple-A Pawtucket...At that time, was pacing the Sox farm system and ranked 2nd in the International League with 9 homers (tied) and 27 RBI...Also placed among IL leaders in hits (T-2nd, 31), SLG (3rd, .677), total bases (4th, 63), extra-base hits (T-5th, 13), runs (T-5th, 18), and AVG (T-8th, .333).

2011: Played most of the season with Double-A Portland and was named to both the Eastern League's mid- and post-season All-Star teams as well as the Topps Double-A All-Star squad.

⚡ Concluded the season at Triple-A Pawtucket after a promotion on 8/19...Missed time on the disabled list from 6/11-29 with a right triceps strain.

⚡ Batted a combined .285 (125-for-439) with 26 doubles, 23 homers, 94 RBI, 62 runs, and 10 stolen bases in 116 total games...His 23 homers more than doubled previous career total of 12 over 1st 3 years of his pro career.

⚡ Hit .373 (28-for-75) with 2 outs and runners in scoring position between the 3 stops.

⚡ Tied for lead among Red Sox minor leaguers in RBI, ranked 3rd in home runs and was 9th in AVG.

⚡ Selected to the XM All-Star Futures Game roster as part of the U.S. squad and started the game at 3rd base, going 1-for-2 in a 6-4 win over the World Futures.

⚡ At the time of his 8/19 promotion to Pawtucket, was leading the Eastern League with 80 RBI...Overall, placed among circuit leaders in RBI (4th), SLG (4th, .520), and AVG (8th).

⚡ Went deep in 3 of 4 games on rehab with the Short-A Spinners, including homers in 3 straight tilts, 6/26-28.

⚡ Following the season, batted .250 (14-for-56) with 4 home runs and 11 RBI in 13 games for Scottsdale in the Arizona Fall League and was honored as an AFL Rising Star.

⚡ Named by *Baseball America* as the top batting prospect in the Double-A Eastern League and the No. 8 prospect overall in the circuit.

👉 Finished the year as Boston's No. 1 prospect according to *Baseball America*...Also judged as having the best infield arm in the Red Sox farm system for a 5th straight year.

👉 Added to the Red Sox 40-man roster on 11/18.

2010: Spent the entire season with High-A Salem and was named to both the Carolina League's mid-season and post-season All-Star Teams.

👉 Topped Salem with 70 RBI and finished 2nd on the club in homers (12), total bases (191), and extra-base hits (45).

👉 Ranked among Red Sox minor leaguers in RBI (5th), AVG (7th, .276), doubles (8th, 31), and HR (T-8th, 12).

👉 Hit .362 (25-for-69) in April, including a season-high, 13-game hit streak from 4/24-5/10 over which he batted .367 (18-for-49).

👉 Named the Red Sox Minor League Offensive Player for July after hitting .333 (32-for-96) with 6 home runs and 27 RBI in the month.

👉 Rated by *Baseball America* as the best defensive 3rd baseman and as having the best infield arm in the Carolina League...Also rated as the best infield arm in the Red Sox system for the 4th time...Named the No. 13 prospect in the Carolina League by the publication.

2009: Played his 1st full minor league season with Single-A Greenville.

👉 Ranked 2nd on the Drive with 25 doubles, 57 RBI, and 218 total bases...Also finished among club leaders in at-bats (3rd, 374), walks (3rd, 48), and hits (4th, 99).

👉 Tallied team's 2 longest hit streaks of the year, a 17-game run from 7/16-8/2 and a 16-gamer from 8/15-31.

👉 Named Red Sox Minor League Offensive Player of the Month for July (.337, 5 HR, 26 RBI).

👉 Played in 5 postseason games with Greenville.

👉 Following the season, rated by *Baseball America* as having the best infield arm in the Red Sox system for the 3rd straight season.

2008: Led Short-A Lowell with 17 doubles in his 1st pro season.

👉 Also ranked among club leaders in games (2nd, 59), stolen bases (T-2nd, 10), hits (3rd, 53), and extra-base hits (3rd, 20).

👉 Was successful in all 10 stolen base attempts.

👉 Paced New York-Penn League 3rd basemen with a .927 fielding percentage (9 E/123 TC).

👉 Connected for a 12th-inning walk-off single on 8/9 at "Futures at Fenway" vs. Hudson Valley.

👉 Homered and led the Spinners with a .500 AVG (6-for-12) in 3 postseason games.

PERSONAL

👉 Hit .555 (61-for-110) with 22 doubles, 5 homers, 48 RBI, and 22 steals in 38 games for Liberty Eylau (TX) High School in 2007 and went 13-0 on the mound.

👉 Ranked as the No. 36 draft prospect, the No. 15 position player by *Baseball America*.

👉 Participated in the 2011 Red Sox Rookie Program.

IN THE COMMUNITY

Will will serve as a Jimmy Fund Co-Captain in 2013 along with Jarrod Saltalamacchia...In his 1st season in BOS in 2012, he visited patients at Children's Hospital Boston and spoke to members of the winning Rally Against Cancer team...Spoke to children attending the Red Sox Baseball Academy as well as those participating in the Bank of America Youth Clinic at Fenway Park...Participated in several team events including Picnic in the Park, which benefits the Red Sox Foundation, Kids Run the Bases, and a player/fan photo session...This past offseason, interacted with fans at the Red Sox "Trick-or-Treat at Fenway Park" in October and Red Sox Kid Nation Winterfest in January...During 2012 Spring Training, attended the Lee County Boys & Girls Club Dinner, the Red Sox Foundation's Dancing with the New Stars event and spent time with Jimmy Fund patients during their trip to Fort Myers.

WILL MIDDLEBROOKS, CONTINUED

WILL MIDDLEBROOKS' CAREER RECORD

YEAR	CLUB	AVG.	G	AB	R	H	2B	3B	HR	RBI	SH	SF	HB	BB	SO	SB	CS	E
2008	Lowell	.254	59	209	21	53	17	2	1	21	1	2	2	12	73	10	0	9
2009	Greenville	.262	103	374	53	99	25	3	7	57	0	3	2	48	123	7	4	14
2010	Salem	.275	114	435	69	120	31	2	12	70	0	7	4	35	121	5	3	19
2011	Portland	.302	96	371	54	112	25	1	18	80	0	1	4	21	95	6	0	13
	Lowell	.333	4	12	4	4	1	0	3	6	0	1	0	2	1	1	0	0
	Pawtucket	.161	16	56	4	9	0	0	2	8	0	1	0	3	18	3	1	3
2012	Pawtucket	.333	24	93	18	31	3	1	9	27	0	0	0	7	18	3	1	1
	BOSTON	.288	75	267	34	77	14	0	15	54	0	3	3	13	70	4	1	9
Major League Totals		.288	75	267	34	77	14	0	15	54	0	3	3	13	70	4	1	9
Minor League Totals		.276	416	1551	222	428	102	9	52	269	1	15	12	127	449	35	9	61
Red Sox Totals		.288	75	267	34	77	14	0	15	54	0	3	3	13	70	4	1	9

2007 Signed by the Boston Red Sox as a fifth-round selection in the June draft

ADDITIONAL BATTING STATISTICS

YEAR	CLUB	OBP	SLG	OPS	TB	GDP
2012	BOSTON	.325	.509	.835	136	8

CAREER FIELDING RECORD

YEAR	CLUB	POS	PCT.	G	GS	PO	A	E	TC	DP
2012	BOSTON	3B	.949	72	69	32	134	9	175	13

SINGLE-GAME HIGHS

HITS	3, 5 times, last 7/15/12 at TB
DOUBLES	1, 14 times, last 7/28/12 at NYY
HOME RUNS	2, 5/7/12 at KC
RBI	5, 5/7/12 at KC
RUNS SCORED	3, 5/13/12 vs. CLE
WALKS	2, 8/8/12 vs. TEX
STRIKEOUTS	3, 2 times, last 7/30/12 vs. DET
STOLEN BASES	1, 4 times, last 8/5/12 vs. MIN
HITTING STREAK	9, 7/23/12-8/1/12
EJECTIONS	None

HOME RUN NOTES

MULTI-HOME RUN GAMES (1)
2-HOME RUN GAMES (1)
5/7/12 at KC
LEADOFF HOME RUNS (0)
GRAND SLAMS (1)
5/6/12 vs. BAL off Tommy Hunter
PINCH-HIT HOME RUNS (1)
8/7/12 vs. TEX off Ryan Dempster
EXTRA-INNING HOME RUNS (0)
GAME-ENDING HOME RUNS (0)
INSIDE-THE-PARK HOME RUNS (0)



FULL NAME: Andrew Mark Miller
BATS: Left **THROWS:** Left **HEIGHT:** 6-7 **WEIGHT:** 210
OPENING DAY AGE: 27 (Turns 28 on May 21)
BORN: May 21, 1985 in Gainesville, FL
RESIDES: Newberry, FL
MAJOR LEAGUE SERVICE: 4 years, 62 days
ACQUIRED: Signed as a minor league free agent on Dec. 16, 2010
SIGNED BY: Grant Brittain (Tigers)
CONTRACT STATUS: Signed through 2013



CAREER HIGHLIGHTS

- 🔴 Has appeared in the major leagues in all 7 seasons since being selected in the first round (6th overall) by the Tigers in the June 2006 draft.
- 🔴 In 3rd season in the Red Sox organization...In addition to Tigers, also spent time in the Marlins system.
- 🔴 Has an AVG of 10.13 strikeouts per 9.0 IP (84 K/74.2 IP) over 83 career relief appearances, the 9th-best ratio among active left-handers with at least 50.0 innings as a reliever.
- 🔴 Made just 3 minor league appearances in the Tigers organization before big league debut on 8/30/06 at NYY.
- 🔴 Tabbed 2012 Red Sox Fireman of the Year by the Boston Chapter of the BBWAA.
- 🔴 At 6-foot-7, is the tallest left-handed pitcher ever to appear in a game for the Red Sox...Is the 12th Red Sox player overall (9th pitcher) ever to stand at least that tall...The last Red Sox to measure in at 6-foot-7 or taller was Kyle Snyder at 6-foot-8 from 2006-08.
- 🔴 **2012: Posted career-best marks in games (53), ERA (3.35), holds (13), WHIP (1.19), opponent AVG (.194), fewest walks per 9.0 innings (4.46), and strikeouts per 9.0 innings (11.38)...Named Red Sox Fireman of the Year by the Boston BBWAA in 1st full season pitching in relief.**
- 🔴 Among qualifying AL lefty relievers, finished 4th in opponent AVG, 3rd in opponent SLG (.292), and 4th in opponent OPS (.588)...Since at least 1921, the only Sox LHP with better opponent AVG were Mickey McDermott in 1950 (.183) and Ken Brett in 1970 (.187)...Also marked 3rd-best opponent SLG by a Sox lefty in that time, behind Bill Landis in 1968 (.260) and Chet Nichols in 1961 (.286).
- 🔴 Ranked 9th among AL relievers and 4th among AL lefties in relief in K's per 9.0 IP, the 2nd-best mark by a BOS left-handed reliever since at least 1921 after Ken Brett in 1970 (12.04)...Placed 9th among AL lefties in holds, 11 more than previous single-season high (2, 2008 with FLA).
- 🔴 Limited left-handed batters to a .149 AVG (13-for-87), the 2nd-lowest mark in the AL (min. 100 batters faced) after LAA's Ernesto Frieri (.069), and lowest AVG by a Sox lefty since at least 1974...Gave up just 1 extra-base hit to a LHB all year, a 2-run shot by BAL's Nick Johnson on 5/23...After that date held LHB to just 10 hits, all singles.
- 🔴 Stranded 39 of 46 inherited runners (84.8 percent) for the AL's 5th-best rate...Marked the 8th-best rate by a Red Sox reliever (min. 30 IR) since at least 1974 and 3rd-best by a club left-hander after Tom Burgmeier in 1981 (89.2%) and 1980 (86.8%).
- 🔴 Posted team-high 31 hitless appearances and had 22 perfect outings...Retired the 1st batter faced in 45 of his 53 outings for a team-best 84.9% rate (min. 5 G).
- 🔴 Issued a walk in just 15 of 53 outings after having allowed walks in 21 of 30 career relief appearances entering the year...Tallied career-high 9 straight walkless tilts, 7/13-8/1 (7.0 IP).
- 🔴 Gave up 5 runs in 21.0 IP on the road (2.14 ERA) compared to 10 runs in 19.1 frames at home (4.66 ERA).
- 🔴 Allowed just 6 hits, all singles, in 49 plate appearances with runners in scoring position (.158 AVG/SLG).
- 🔴 Opened the season on the 15-day DL with a left hamstring strain...Made 12 rehab appearances between Single-A Greenville (2 games) and Triple-A Pawtucket (10 games) before 5/6 activation.
- 🔴 Posted 8.0 scoreless innings over 1st 8 games for BOS from 5/6-21...Tallied career-high 9 straight scoreless appearances overall from 9/25/11-5/21/12 (9.0 IP)...Matched that with 9 scoreless games, 8/29-10/1 (6.1 IP).
- 🔴 Compiled a career-best 6 straight hitless outings from 5/30-6/19 (4.0 IP).
- 🔴 Earned 1st win of the year with 1.2 perfect frames on 5/21 at BAL, his longest career perfect outing...Was the longest appearance with no base runners by a Red Sox on his birthday (turned 27) since Joe Hoving on 9/2/40 (G2) at WSH (2.0 IP).
- 🔴 Appeared in all 3 Red Sox games from 5/10-12 vs. CLE, his 1st career stretch appearing on 3 straight days...Did it again from 7/27-29 at NYY.

2011: Selected to the Sox major league roster from Triple-A Pawtucket on 6/19 and remained with the club for the rest of the season...Pitched in 17 games with BOS, including 12 starts.

⚡ Went 6-3 with a 5.55 ERA (36 ER/58.1 IP), 38 strikeouts, and 35 walks in 12 starts for the Sox...Allowed 3 runs or less in 8 of his 12 starts but combined to yield 25 runs (23 ER) in his other 4.

⚡ BOS was 9-3 in his starts and his 6 wins tied a single-season career high (also 2008 with FLA) and marked a new career high as a starter (previously 5 in both 2007 and 2008 with DET and FLA respectively).

⚡ Each of his 1st 8 games with BOS from 6/20-7/31 were in a starting role and was back in the rotation 8/19-9/8, making 4 starts during that time.

⚡ Posted a 5.40 ERA (4 ER/6.2 IP) with 12 K's and 6 walks in 5 relief outings with the Red Sox.

⚡ In 3 Interleague starts, was 2-0 with a 3.06 ERA (6 ER/17.2 IP), with the Sox winning each of those outings... Had a 4-3 record and 6.64 ERA (30 ER/40.2 IP) in 9 starts against AL foes (Sox 6-3).

⚡ Fared better on the road, going 5-2 with a 3.89 ERA (19 ER/44.0 IP) and .259 opponent AVG (43-for-166) in 10 games (8 starts) compared to 1-1 with a 9.00 mark (21 ER/ 21.0 IP) and .382 opponent clip (34-for-89) in 7 home games (4 GS)...Had a 2.79 ERA (6 ER/19.1 IP) in 5 daytime outings (3 GS) while going 2-0, compared to 6.70 (34 ER/45.2 IP) at night to go with a 4-3 record in 12 games (9 starts).

⚡ Did not lose any of his 1st 4 starts with the club from 6/20-7/7, going 3-0 while the Sox won all 4...Went at least 5.0 innings and allowed 3 runs or fewer in each of those outings, the longest such stretch to start a Red Sox career since John Burkett in 2002 (1st 6 starts)...The last Sox lefty to have had a streak of that kind was Jeff Fassero in his 1st 4 starts of 2000.

⚡ Struck out 6 batters over 5.2 frames of 3-run ball in his Red Sox debut on 6/20 vs. SD (ND, Sox 14-5 win)... Became just the 5th lefty since 1919 to fan 6 or more batters in his Red Sox debut, 1st since Kevin Morton's 9 K's in a complete-game ML debut with Boston on 7/5/91 vs. DET...Also the 1st pitcher to strike out at least 6 in his Sox debut overall since Daisuke Matsuzaka fanned 10 on 4/5/07 at KC.

⚡ Picked up 1st win in a Red Sox uniform in his 2nd start, 6/26 at PIT...Held the Pirates to 2 runs (1 ER) over 6.0 innings in a 4-2 Sox victory...Marked his 1st win since 9/3/10 vs. ATL and snapped a 6-start winless streak.

⚡ Yielded a grand slam to Ben Zobrist in the 2nd inning and allowed a career-high-tying 7 runs overall spanning 2.2 IP in a loss on 7/15 at TB, falling for the 1st time with BOS...Was his 2nd-career grand slam allowed, also CWS's Juan Uribe on 8/3/07.

⚡ Issued a career-high 6 walks but yielded just 2 hits and did not allow a run over 5.2 innings in a 4-0 win at BAL on 7/20...Since 1994, the only other Red Sox to hold a team scoreless while issuing at least 6 walks in an outing was Matt Clement on 9/24/05 at BAL (6 BB in 5.2 IP)...Was the 1st to do it and earn a win for BOS since Joe Hesketh, 4/17/93 vs. CWS (6 BB in 8.0 IP).

⚡ Matched a career-high 7 runs allowed (5 ER) for 2nd time in 2011 over 3.2 IP on 7/26 vs. KC but did not factor in the decision as the Sox came back to win 13-9.

⚡ Fanned a season-high 8 batters on 7/31 at CWS, his 4th-career game with at least 8 K's and 1st since he had 8 on 6/11/09 vs. STL...Also yielded a season-high 10 hits over 5.2 frames but did not decide in the Sox 5-3 win.

⚡ Had his best month in August, winning both of his starts during the month and tallying a 1.84 ERA (3 ER/14.2 IP) in 4 games overall while holding opponents to a .200 AVG (10-for-50).

⚡ Established a career relief-high with 4 strikeouts in 2.2 innings out of the bullpen on 8/4 vs. CLE...Matched the mark in a 1.2-inning relief appearance on 9/15 vs. TB.

⚡ Made his 1st career start vs. TEX and held the Rangers scoreless over 6.1 innings in a 6-0 win in Arlington on 8/25...Was his longest scoreless outing since a 7.0-inning start vs. ARI on 5/22/08 with FLA.

⚡ Began season with Pawtucket and at time of his selection on 6/19, led all qualifying Triple-A hurlers with a .181 opponent AVG (42-for-232) and was 4th with a 2.47 ERA (18 ER/65.2 IP)...Held lefties to a .122 clip (9-for-74).

⚡ Held opponents to 3 runs or less in all 13 outings with the PawSox and 1 earned run or less in 9 of those tilts... Went 2-1 with a 1.78 ERA (5 ER/25.1 IP) in his last 4 Triple-A outings (3 starts) from 5/29-6/14.

⚡ Only relief outing with Pawtucket came on 5/29 vs. Indianapolis (PIT) after Bobby Jenks' 1.0-inning rehab start...Threw 7.0 scoreless frames in that game, allowing just 1 hit, for the 9-2 win.

2010: Finished the season with FLA after playing for High-A Jupiter and Double-A Jacksonville.

⚡ Began the campaign on the minor league DL with a right ankle sprain before being reinstated on 4/30.

⚡ Made 3 starts at Jupiter upon his reinstatement, going 1-1 with a 1.72 ERA (3 ER/15.2 IP), 23 strikeouts and 15 walks, before a 5/13 promotion to Double-A Jacksonville, where he spent the bulk of the season.

⚡ Posted a 1-8 record with a 6.01 ERA (57 ER/85.1 IP) in 18 starts for the Suns...Fanned 66 batters but issued 61 walks in those games...Went 0-5 over his 1st 10 starts in the Southern League despite holding opponents to 3 earned runs or less in 8 of those starts...Compiled a 1-1 record with a 3.10 ERA (29.0 IP/10 ER) in 5 July starts in Double-A.

⚡ Recalled by Florida on 8/19 and finished out the season with the Marlins, appearing in 9 total games (7 starts)...Lost each of his final 5 starts, going less than 5.0 innings in 4 of those 5 appearances.

2009: Spent most of the season with the Marlins, but also appeared at 4 minor league levels, mostly on rehab.

☛ Went 3-5 with a 4.84 ERA (40 ER/74.1 IP) in 14 starts with the Marlins compared to no record with a 4.76 ERA (5.2 IP/3 ER) in 6 relief appearances.

☛ Began the season with FLA and made 4 appearances (2 starts) before being placed on the DL on 4/21 with a right oblique strain...Posted a 1.80 ERA (2 ER/10.0 IP) with 10 K's in 2 rehab starts, 1 each with High-A Jupiter and Double-A Jacksonville...Reinstated from the DL on 5/16.

☛ Tied a career-best with 9 strikeouts on 5/21 vs. ARI, almost exactly 1 year after establishing that mark against the same club (5/22/08).

☛ Optioned to New Orleans on 7/20 and went on the minor league DL with an ankle injury from 7/30-9/1...Made appearances with the Rookie-level Gulf Coast League Marlins on rehab.

☛ Made 3 relief appearances for the Marlins after a 9/6 recall.

2008: Established career-highs in wins (6), innings (107.1), games (29, passed in 2012), starts (20), and strikeouts (89) in his 1st season with the Marlins.

☛ Ranked 3rd on the club in strikeouts and 4th in innings pitched.

☛ Started the season in the Marlins rotation and enjoyed a career-long 3-game winning streak from 4/23-5/10 (matched twice in 2011).

☛ Went 5-9 with a 5.63 ERA (63 ER/100.2 IP) in 20 starts prior to landing on the DL on 7/14 with patella tendinitis in his right knee.

☛ Pitched in rehab for the Rookie-level Gulf Coast League Marlins, Double-A Carolina and High-A Jupiter before returning to FLA on 9/1.

☛ Moved to the bullpen after rejoining the club and went 1-1 with a 9.45 ERA (7 ER/6.2 IP) in 9 appearances.

2007: In his 1st full pro season, began the year at High-A Lakeland and made stops at each level of the organization, including 13 starts as a member of the Tigers rotation.

☛ Made 3 starts for Lakeland before joining Double-A Erie on 5/9.

☛ Recalled to DET on 5/18 for 1st major league start that night vs. STL...Tossed 6.0 scoreless frames for the win, the 1st Tigers pitcher to earn his 1st ML win in his 1st start since 2002 (LHP Andy Van Hekken on 9/2 vs. CLE).

☛ Optioned back to Erie on 5/22...Recalled by the Tigers again on 6/10...Went 2-1 with a 3.71 ERA (11 ER/26.2 IP) and 28 strikeouts in 5 July starts, ranking 5th in the AL with 9.45 strikeouts per 9.0 innings in that time.

☛ Landed on the DL with a left hamstring strain on 8/4 and assigned on rehab to Triple-A Toledo...Made 2 starts for DET after his 8/24 reinstatement before being optioned to Lakeland on 8/30.

☛ Combined for a 2.77 ERA (24 ER/78.0 IP) and 61 K's compared to 25 walks in 13 minor league starts overall.

☛ Tied for 2nd in the Florida State League with 1 shutout and tied for 3rd in the circuit with 2 complete games for Lakeland.

2006: Appeared in only 3 minor league games prior to making his major league debut for the Tigers in late August after being drafted in June.

☛ Fanned 9 batters in 5.0 innings over 3 relief outings for High-A Lakeland before being selected to DET for his 1st ML stint on 8/28.

☛ Threw 1.0 scoreless inning in relief in his 1st ML appearance, 8/30 at Yankee Stadium...All 8 of his big league outings came in relief.

PERSONAL

☛ Married to Katie.

☛ Named Florida's Gatorade Player of the Year as a senior at Buchholz High School in Gainesville in 2003 and also earned preseason and postseason high school All-America honors that year...First-team All-State choice as a senior after earning third-team honors his junior season.

☛ Named to *Baseball America's* second-team Freshman All-American squad after compiling a 6-3 record and 2.93 ERA in 18 games (15 starts) in 2004 for the University of North Carolina...Also earned second-team All-Atlantic Coast Conference honors that year...Was a second-team All-ACC selection following his sophomore season at UNC in 2005 (8-4 with a 2.98 ERA)...Named the *Baseball America* National Player of the Year and won the Roger Clemens Award as college baseball's top pitcher after finishing 13-2 with a 2.48 ERA in 20 games (18 starts) as a junior at UNC in 2006...Also recognized as a first-team All-American by virtually every major outlet, chosen as ACC Pitcher of the Year and tabbed a first-team All-ACC selection as a junior, and was a finalist for the Golden Spikes Award...Finished college career with a 27-9 record, 2.77 ERA (95 ER/309.0 IP) and set the University of North Carolina's career record with 325 strikeouts...Was teammates with fellow Red Sox hurler Daniel Bard in his 3 seasons at UNC.

IN THE COMMUNITY

After his 2nd season in BOS, Andrew participated in the club's January caravan in 2013 visiting sites around the city including stops at the Jimmy Fund and Children's Hospital Boston...He has attended the Red Sox Foundation's Picnic in the Park each of the past 2 seasons...In 2011, spoke to fans at a BoSox Club Luncheon.

ANDREW MILLER'S CAREER RECORD

YEAR	CLUB	W-L	ERA	G	GS	CG	SHO	SV	IP	H	R	ER	HR	HB	BB	SO	WP	BK
2006	Lakeland	0-0	0.00	3	0	0	0	0	5.0	2	0	0	0	1	1	9	1	0
	DETROIT	0-1	6.10	8	0	0	0	0	10.1	8	9	7	0	2	10	6	1	0
2007	Lakeland	1-4	3.48	7	7	2	1	0	41.1	43	21	16	1	3	15	28	1	0
	DETROIT	5-5	5.63	13	13	0	0	0	64.0	73	43	40	8	7	39	56	4	1
	Erie	2-0	0.59	4	4	0	0	0	30.2	22	3	2	2	4	5	24	2	0
	Toledo	0-0	9.00	2	2	0	0	0	6.0	6	6	6	0	0	5	9	1	0
2008	GCL Marlins	0-1	18.00	1	1	0	0	0	1.0	2	2	2	0	0	1	0	0	0
	FLORIDA	6-10	5.87	29	20	0	0	0	107.1	120	78	70	7	4	56	89	4	0
	Jupiter	1-0	0.71	4	2	0	0	0	12.2	10	1	1	1	0	1	11	2	0
	Carolina	0-0	3.18	1	1	0	0	0	5.2	2	2	2	0	1	4	6	0	0
2009	Jacksonville	0-0	1.50	1	1	0	0	0	6.0	5	1	1	0	0	2	5	0	0
	FLORIDA	3-5	4.84	20	14	0	0	0	80.0	85	52	43	7	2	43	59	10	0
	Jupiter	0-0	2.25	1	1	0	0	0	4.0	3	1	1	0	0	1	5	0	0
	New Orleans	1-2	7.71	3	3	0	0	0	11.2	9	10	10	0	1	13	16	1	0
	GCL Marlins	0-0	2.57	2	2	0	0	0	7.0	8	2	2	0	0	4	10	2	1
2010	Jupiter	1-1	1.72	3	3	0	0	0	15.2	8	8	3	0	1	15	23	2	0
	FLORIDA	1-5	8.54	9	7	0	0	0	32.2	51	34	31	6	1	26	28	5	0
	Jacksonville	1-8	6.01	18	18	0	0	0	85.1	98	63	57	6	5	61	66	10	0
2011	Pawtucket	3-3	2.47	13	12	0	0	0	65.2	42	22	18	2	3	35	61	1	0
	BOSTON	6-3	5.54	17	12	0	0	0	65.0	77	43	40	8	3	41	50	2	1
2012	Greenville	0-0	0.00	2	1	0	0	0	2.0	2	0	0	0	1	0	3	0	0
	BOSTON	3-2	3.35	53	0	0	0	0	40.1	28	15	15	3	2	20	51	1	0
	Pawtucket	0-0	5.73	10	0	0	0	1	11.0	4	7	7	1	1	14	23	0	0
Major League Totals		24-31	5.54	149	66	0	0	0	399.2	442	274	246	39	21	235	339	27	2
Minor League Totals		10-19	3.65	75	58	3	1	1	315.2	271	149	128	13	21	179	300	23	1
Red Sox Totals		9-5	4.70	70	12	0	0	0	105.1	105	58	55	11	5	61	101	3	1

2003 Selected by the Tampa Bay Rays in the third round of the June draft (did not sign)

2006 Signed by the Detroit Tigers as a first-round selection (sixth overall) in the June draft

2007 Acquired by the Florida Marlins with OF Cameron Maybin, RHPs Eulogio De La Cruz, Burke Badenhop and Dallas Trahern, and C Mike Rabelo in exchange for LHP Dontrelle Willis and INF Miguel Cabrera on 12/5

2010 Acquired by the Boston Red Sox in exchange for LHP Dustin Richardson on 11/12

2010 Re-signed by the Boston Red Sox as a minor league free agent on 12/16

CAREER FIELDING RECORD

YEAR	CLUB	POS	PCT.	G	GS	PO	A	E	TC	DP
2006	DETROIT	P	1.000	8	0	1	0	0	1	0
2007	DETROIT	P	.833	13	13	2	8	2	12	1
2008	FLORIDA	P	.929	29	20	5	8	1	14	0
2009	FLORIDA	P	.933	20	14	6	8	1	15	1
2010	FLORIDA	P	1.000	9	7	1	4	0	5	0
2011	BOSTON	P	.846	17	12	2	9	2	13	0
2012	BOSTON	P	.750	53	0	1	2	1	4	0
Career Totals		P	.891	149	66	18	39	7	64	2

CAREER BATTING TOTALS

	AVG.	G	AB	R	H	2B	3B	HR	RBI	SH	SF	HB	BB	SO	SB	CS	E
Major League Totals	.056	149	72	1	4	0	0	0	3	4	0	0	0	36	0	0	7

CAREER SINGLE-GAME HIGHS (IN RELIEF)

INNINGS PITCHED	4.0, 8/28/10 for FLA at ATL
STRIKEOUTS	4, 2 times, last 9/15/11 vs. TB
HITS ALLOWED	5, 8/28/10 for FLA at ATL
RUNS ALLOWED	4, 2 times, last 8/25/12 vs. KC
WALKS ALLOWED	3, 4 times, last 8/28/10 for FLA at ATL
HOME RUNS ALLOWED	1, 6 times, last 8/1/12 vs. DET
EJECTIONS	None

FULL NAME: Franklin Miguel Morales**BATS:** Left **THROWS:** Left **HEIGHT:** 6-1 **WEIGHT:** 210**OPENING DAY AGE:** 27**BORN:** January 24, 1986 in San Juan Morros, VZ**RESIDES:** Guarico, VZ**MAJOR LEAGUE SERVICE:** 4 years, 7 days**ACQUIRED:** From Colorado in exchange for a player to be named later or cash considerations on May 19, 2011**SIGNED BY:** Rolando Fernandez and Francisco Cartaya (Rockies)**CONTRACT STATUS:** Signed through 2013

CAREER HIGHLIGHTS

🔴 Has a 3.73 ERA (45 ER/108.2 IP) with the Red Sox over the last season and a half since being acquired by from the Rockies on 5/19/11...Also saw major league action with COL from 2007-11.

🔴 Over the last 2 seasons, ranks among major league road leaders (min. 65.0 IP) in ERA (7th, 2.20), opponent AVG (3rd, 1.70), opponent OBP (2nd, .242), and opponent OPS (3rd, .547).

🔴 Has held left-handed hitters to a .195 average (58-for-297) in his major league career.

🔴 Pitched in 8 postseason games for COL, including 4 during their 2007 NL Championship run after making his ML debut that August...Did not allow a run while appearing in all 4 games of the 2009 NLDS vs. PHI.

2012: Made 28 relief appearances and a career-high 9 starts in his 1st full season with the Red Sox before missing the club's last 37 games due to injury.

🔴 Set career highs with both 76.1 innings and 76 strikeouts...His 9.0 strikeouts per 9.0 innings was the 8th-best rate among AL hurlers with at least 75.0 innings...His 9.3 K-rate as a starter (47 K/45.2 IP) ranked 5th in the AL among pitchers with at least 40.0 innings as a starter.

🔴 Went 3-3 with a 4.14 ERA (21 ER/45.2 IP) and 47 strikeouts in 9 starts...Was 0-1 with a 3.23 ERA (11 ER/30.2 IP), 1 save, and 8 holds in 28 relief outings.

🔴 Totaled a 2.66 ERA (13 ER/44.0 IP) with 49 strikeouts on the road...Posted a 0.93 WHIP and held opponents to a .176 AVG (28-for-159) away from BOS.

🔴 Surrendered just 1 homer in 113 plate appearances vs. left-handed hitters (Curtis Granderson, 8/17 at NYY)...Held lefties to a .184 AVG (18-for-98) and .224 SLG, the 5th-lowest SLG for an AL hurler (min. 100 BF vs. LHB).

🔴 Among major leaguers with at least 75.0 innings, had the 4th-lowest percentage of swings put in play (35.0%) and the 5th-lowest percentage of pitches put in play (15.9%)...Also placed 6th among American Leaguers in percent of swings that miss (25.8%).

🔴 Had a 9.53 ERA (12 ER/10.2 IP) against the Yankees compared to a 2.74 mark (20 ER/65.2 IP) against the rest of baseball...Allowed a career-high 4 homers on 7/7 (G1) vs. NYY and 8/17 at NYY...8 of 11 home runs allowed all season came against NYY.

🔴 21 of 28 relief appearances were scoreless, including 17 of his last 22 (2.52 ERA, 7 ER/25.0 IP) and 6 of his last 8 (1.88, 3 ER/14.1 IP).

🔴 Collected 6 holds in April, matching Greg Harris in 1994 and Mike Timlin in 2006 for the most by a Red Sox in April since 1921.

🔴 Held opponents to 1 run or less and 3 hits or less in a team-high 3 starts (6/28 at SEA, 7/13 at TB, 8/5 vs. MIN)...Trailed only David Price (6), Chris Sale (6), Drew Smyly (4), and Tommy Milone (4) among AL lefties.

🔴 Posted a 2.00 ERA (4 ER/18.0 IP), 24 K's and just 3 walks over 1st 3 starts with BOS from 6/17-28...In those 3 tilts, collected the 3 largest strikeout totals of his career (9 at CHC on 6/17, 8 vs. ATL on 6/23, 7 at SEA on 6/28)...Became 1st Sox pitcher to fan at least 7 batters in each of his 1st 3 starts of a season since Curt Schilling in 2004.

🔴 With 9 K's on 6/17, became the 1st AL pitcher to fan at least 9 with no walks in an outing of 5.0 innings or less since CLE's Dave Burba on 9/20/00 at BOS (G2)...Since 1916, the only other Red Sox to do that was John Henry Johnson on 8/7/84 vs. DET (G2) (9 K in 5.0 IP).

🔴 Became the 1st Red Sox with at least 8 strikeouts and no more than 1 walk or 2 earned runs allowed in each of his 1st 2 starts of a season since 1913 (when ER began being calculated in the AL)...Was the 1st AL pitcher to do that in his 1st 2 starts of a season since Ted Lilly and Roy Halladay in 2002...According to Elias, became the 1st Red Sox ever to have 8 K's and no more than 1 walk or 2 earned runs over his 1st 2 starts for the team.

🔴 Did not factor in the decision on 6/17 at CHC in his 1st start with BOS and his 1st start overall since 4/21/09 at ARI with COL...Earned 1st win of the season on 6/23 vs. ATL, his 1st as a starter since 4/8/09 at ARI with COL.

↳ Pitched 7.0 scoreless innings on 6/28 at SEA, the longest outing of his career.

↳ In the 3rd inning on 7/7 vs. NYY (G1), became the 1st Red Sox pitcher to record 2 pickoffs in a single frame since Tom House in the 8th inning on 7/16/76 at KC (G1).

↳ Placed on the 15-day DL on 8/28 (retro to 8/24) with left shoulder inflammation...Transferred to the 60-day DL on 9/12 and did not pitch again for the remainder of the season.

2011: Appeared in a career-high 50 games overall between the Red Sox and Rockies...Also picked up a career-high 10 holds.

↳ Held opponents scoreless in 38 of his 50 contests, including 28 with BOS

↳ In 25 road appearances overall, had a 1.27 ERA (3 ER/21.1 IP) and .155 opponent AVG (11-for-71) while recording 6 holds...Allowed runs in just 2 road games, 1 with the Red Sox (2 R/1.0 IP on 5/25 at CLE)...Had a 1.13 ERA (2 ER/16.0 IP) and .161 opponent AVG (9-for-56) in 18 road tilts with the Sox.

↳ Compiled an 0-1 record with a 3.86 ERA (6 ER/14.0 IP), 11 strikeouts, and 8 walks over 14 appearances with the Rockies to start the season, holding opponents to a .204 AVG (10-for-49).

↳ Acquired by the Red Sox from COL on 5/19 in exchange for a PTBNL or cash considerations...Pitched in 36 games for BOS out of the bullpen...Threw less than 1.0 inning 16 times with BOS, the most such outings on the staff.

↳ Made 16 appearances against AL East rivals and tallied a 1.98 ERA (3 ER/13.2 IP) over those contests, the best mark among Sox relievers vs. the AL East (min. 10.0 IP).

↳ Placed on 15-day disabled list on 5/29 (retroactive to 5/26) with a left forearm strain...Made 6 rehab appearances with Triple-A Pawtucket from 6/11-25 before being activated on 6/28.

↳ Held opponents scoreless in 28 of 34 outings after coming off the DL on 6/28, compiling a 3.38 ERA (11 ER/29.1 IP) in that time...Tallied 15.0 scoreless frames over 17 road outings during that span.

↳ Allowed runs in just 1 of 13 August outings, yielding a 2-run homer (Carlos Santana) in 0.1 inning on 8/4 vs. CLE...Recorded a 1.86 ERA in the month (9.2 IP).

↳ Posted a career-long, 10-game scoreless streak from 8/7-30...Threw 7.1 straight scoreless frames over 11 games from 8/7-9/3 (8th inning)...Held opponents scoreless in 16 of his last 19 outings from the beginning of that stretch through the end of the season for a 2.25 ERA in that time (4 ER/16.0 IP).

↳ Did not issue a walk in a career-high 14 straight games from 8/9-9/14 (11.0 IP).

2010: Made 35 relief appearances with the Rockies and had a career-high 15 games finished.

↳ Held left-handed hitters to a .171 AVG (6-for-35), allowing just 2 extra-base hits...Overall held hitters to just a .255 clip (28-for-110)...Inherited 14 runners, allowing just 3 to score (21.4 percent).

↳ Began the season on the Rockies Opening Day roster as the team's primary closer...Had 3 saves in 5 opportunities but lost the job to Manuel Corpas in early May.

↳ Went on the 15-day disabled list with left shoulder weakness on 5/6...Reinstated on 6/2 after making 2 scoreless rehab appearances for Triple-A Colorado Springs (5.0 IP).

↳ Optioned to Triple-A on 7/1 after posting a 9.58 ERA (11 ER/10.1 IP) in June...Recalled a final time on 8/27 and fanned 12 batters in 7.1 innings over 12 appearances to end the year.

↳ Overall with Colorado Springs, went 3-0 with 1 save and a 2.67 ERA (9 ER/30.1 IP), allowing 19 walks and striking out 34 in 24 appearances...Did not allow a run over his last 9 appearances of the season for Colorado Springs from 8/6-25, and had 14 strikeouts in 12.0 innings during that span.

2009: Began the season as the Rockies' No. 5 starter and finished as a late-inning reliever.

↳ Held opponents to a .250 AVG (38-for-152), including a .205 mark (8-for-39) against left-handed hitters.

↳ Started the year on the major league roster, but was optioned to Triple-A Colorado Springs after winning his 1st start on 4/8 at ARI (1 R in 6.0 IP)...Recalled on 4/21 for his 2nd and final start of the year, also at ARI.

↳ Went on the DL the following day (4/22) with a strained left shoulder and was optioned back to Triple-A at the time of his 6/12 reinstatement after 3 rehab outings with Colorado Springs.

↳ Recalled 7/7 and pitched out of the bullpen the rest of the year, making 38 relief appearances over the last 3 months of the season...In that span, went 2-2 with 7 saves in 8 chances, and 7 holds.

↳ Entered with bases loaded on 7/7 vs. WSH in 1st regular-season relief outing and fanned his only batter faced.

↳ Did not allow a run in his 1st 9 relief outings totaling 7.1 innings.

↳ Earned the win in consecutive outings, 7/31 and 8/2 at CIN.

↳ Took over closing duties while Huston Street was on the DL in early September, converting all 7 of his chances...Earned a save in 6 consecutive appearances from 9/2-11, tossing 6.0 scoreless frames in that span.

POSTSEASON: Appeared in all 4 games of the Rockies' NLDS loss to the Phillies...Did not allow a run, tossing 2.2 scoreless frames in those contests...Retired all 6 batters faced over his 1st 3 postseason contests before allowing 3 walks in 0.1 inning in Game 4.

2008: Began the season in the Rockies starting rotation before being optioned to Triple-A Colorado Springs for the rest of the year.

- ⚡ Went 1-2 with a 6.39 ERA (18 ER/25.1 IP) in 5 starts with the Rockies prior to 4/30 option to the Sky Sox.
- ⚡ Allowed just 2 hits and no runs over 6.0 frames in his 1st start of the year, a no-decision on 4/6 vs. ARI...Sur-rendered 18 runs over 19.1 innings in his next 4 starts prior to the option.
- ⚡ Went 10-5 with a 5.47 ERA (67 ER/110.1 IP) in 21 starts for Colorado Springs, leading the team in wins, strikeouts (83) and starts (21)...Was the 1st Sky Sox pitcher to win 10 games since 2004 (Chris Gissell, 14).
- ⚡ Was 6-0 with a 1.97 (11 ER/50.1 IP) in 9 starts at home with Colorado Springs.
- ⚡ Threw 5.0 hitless innings in his 1st start of the season with the Sky Sox on 5/11 vs. Albuquerque, setting the stage for the franchise's 1st no-hitter at home.

2007: Spent the majority of the year with Double-A Tulsa and joined the Rockies rotation for the final 6 weeks of the season...Also made 3 starts at Triple-A Colorado Springs.

- ⚡ COL went 6-2 in his starts, including wins in each of his last 5 outings.
- ⚡ Had his contract purchased prior to his major league debut on 8/18 at LAD...Took a no-decision, allowing 1 run in 5.1 innings in that tilt...Had a 2-out RBI single in his 1st big league at-bat.
- ⚡ Earned 1st ML win with 5.0 scoreless innings on 9/11 at PHI...Also won next start on 9/16 vs. FLA, a 13-0 victory that began a club-record, 11-game win streak (since matched, 6/4-14/09).
- ⚡ Had a 20.0-inning scoreless streak from 9/11-27, the longest stretch by a Rockies hurler in 2007 and 8th-longest of the year in the NL...Won 3 of his last 4 starts during that span...The 20.0 scoreless frames matched the club record (Denny Neagle, 8/3-20/02; since surpassed).
- ⚡ Combined to go 5-4 with a 3.51 ERA (44 ER/112.2 IP) in 20 starts with Tulsa and Colorado Springs.
- ⚡ Began year with Tulsa and was on the DL from 5/2-23 with a left hamstring strain...Went 3-0 with a 2.17 ERA (7 ER/29.0 IP) over his last 4 starts with Tulsa from 7/13-29/07...Fanned a season-high 10 on 7/18 vs. Springfield and tossed a complete game on 7/29 at Arkansas in his final Double-A start before a transfer to Triple-A on 8/3.
- ⚡ Went 2-0 with a 3.71 ERA (7 ER/17.0 IP) in 3 starts with Colorado Springs before his Major League debut.
- ⚡ Following the season, was rated by *Baseball America* as the top prospect in the Rockies system.

POSTSEASON: Made postseason debut with COL, appearing in 4 games (2 starts) and posting a 9.90 ERA (11 ER/10.0 IP) during the club's run to the World Series...Started Game 2 of the Division Series on 10/4 at PHI and did not receive a decision after allowing 3 runs over 3.0 innings...Faced ARI in Game 4 of the NLCS on 10/15 and tossed 4.0 innings, allowing 1 run, but was not charged with a decision...Moved to the bullpen and made 1st big league experience in relief in Game 1 of the World Series on 10/24 at BOS...Allowed 7 runs in 0.2 inning, just the 3rd time a relief pitcher had permitted at least 7 runs in a World Series game...Made 1 more relief appearance, pitching 2.1 scoreless innings in Game 3 at Coors Field.

2006: Spent the season with High-A Modesto and led the California League with a 3.68 ERA (63 ER/154.0 IP) and 179 strikeouts as the 2nd-youngest player to spend the entire year in the circuit.

- ⚡ His strikeout total ranked 4th among all minor leaguers...Also ranked 2nd in the circuit in walks allowed (89).
- ⚡ Held the opposition to a .223 AVG (126-for-565), with lefties at .193 (23-for-119) and right-handers at .231 (103-for-446).
- ⚡ Allowed 3 earned runs or less in 21 of his 27 outings and pitched 6.0 or more frames in 17 of his 26 starts.
- ⚡ Made 1 relief appearance before moving into the starting rotation for the rest of the season.
- ⚡ Fanned 16 batters in 7.0 innings on 8/18 at San Jose...Also registered double-digit strikeouts with 10 on 8/7 vs. Bakersfield...Had at least 7 K's on 14 occasions.
- ⚡ Over his final 7 starts beginning 8/2, opponents hit just .151 (23-for-152) with no home runs.
- ⚡ After the season, tabbed by *Baseball America* as the 2nd-best prospect in COL's farm system and as having the best curveball among Rockies minor leaguers...Also named 3rd-best California League prospect.

2005: Went 8-4 with a 3.08 ERA (33 ER/96.1 IP) and 108 strikeouts in 21 games (15 starts) for Single-A Asheville in his 1st full minor league season.

- ⚡ Tied for the team lead in wins and ranked 2nd on the club in strikeouts.
- ⚡ Was 6-4 with a 3.23 ERA (28 ER/78.0 IP) in 15 starts and 2-0 with 1 save and a 2.45 ERA (5 ER/18.1 IP) in 4 relief appearances.
- ⚡ After bouncing between starting and relief work to begin the year, made 12 straight starts to end the season starting at the beginning of July.
- ⚡ Allowed 2 earned runs or less in each of his last 11 starts beginning 7/8...In that time, posted a 6-2 record with a 2.10 ERA (14 ER/60.0 IP).
- ⚡ Rated as the 3rd-best prospect in the Rockies organization by *Baseball America* following the season.

FRANKLIN MORALES, CONTINUED

2004: In 1st season in the U.S., tied for the Rookie-level Pioneer League lead with 15 starts.

👉 Ranked 2nd in the league in strikeouts (82) and tied for 3rd in wins (6).

👉 Averaged 11.35 strikeouts per 9.0 innings (65.0 IP), 2nd best among league qualifiers.

👉 Hurlled the Pioneer League's only complete-game shutout of the year, a rain-shortened, 5.0-inning victory over Provo in his final start on 9/3.

2003: Pitched for Rockies' Dominican Summer League affiliate in his professional debut.

👉 Went 9-3 with a 2.18 ERA (19 ER/78.1 IP) in 13 starts.

👉 Opponents hit just .211 (58-for-275) with no homers.

PERSONAL

👉 Was just 16 years old when he signed with the Rockies in 2002.

IN THE COMMUNITY

Franklin attended the Red Sox Foundation's Dancing with the New Stars event in 2012 and visited with children at Camp Harbor View...Has attended the Red Sox Foundation's Picnic in the Park to support the club's official charity.

FRANKLIN MORALES' CAREER RECORD

YEAR	CLUB	W-L	ERA	G	GS	CG	SHO	SV	IP	H	R	ER	HR	HB	BB	SO	WP	BK
2003	DSL Rockies	9-3	2.18	13	13	0	0	0	78.1	58	24	19	0	3	34	69	7	0
2004	Casper	6-4	7.62	15	15	1	1	0	65.0	92	61	55	8	5	39	82	7	4
2005	Asheville	8-4	3.08	21	15	0	0	1	96.1	73	40	33	6	8	48	108	7	7
2006	Modesto	10-9	3.68	27	26	0	0	0	154.0	126	77	63	9	11	89	179	24	10
2007	Tulsa	3-4	3.48	17	17	1	0	0	95.2	77	41	37	8	8	45	77	6	2
	COLORADO	3-2	3.43	8	8	0	0	0	39.1	34	15	15	2	2	14	26	0	0
	Col. Springs	2-0	3.71	3	3	0	0	0	17.0	20	8	7	1	0	13	16	3	0
2008	Col. Springs	10-5	5.47	21	21	0	0	0	110.1	108	72	67	14	6	82	83	3	5
	COLORADO	1-2	6.39	5	5	0	0	0	25.1	28	18	18	2	1	17	9	1	3
2009	Col. Springs	2-2	3.48	8	8	0	0	0	41.1	39	17	16	4	3	19	37	0	0
	COLORADO	3-2	4.50	40	2	0	0	7	40.0	38	22	20	4	1	23	41	2	0
2010	Col. Springs	3-0	2.67	24	0	0	0	1	30.1	20	9	9	3	2	19	34	3	0
	COLORADO	0-4	6.28	35	0	0	0	3	28.2	28	22	20	5	3	24	27	3	2
2011	Pawtucket	0-0	1.42	6	0	0	0	0	6.1	3	3	1	1	1	3	6	0	0
	COLORADO	0-1	3.86	14	0	0	0	0	14.0	10	6	6	2	0	8	11	1	0
	BOSTON	1-1	3.62	36	0	0	0	0	32.1	30	15	13	4	2	11	31	1	1
2012	BOSTON	3-4	3.77	37	9	0	0	1	76.1	64	38	32	11	6	30	76	3	5
Major League Totals		11-16	4.36	175	24	0	0	11	256.0	232	136	124	30	15	127	221	11	11
Minor League Totals		44-28	4.21	142	105	2	1	2	616.1	558	328	288	54	44	357	622	53	28
Red Sox Totals		4-5	3.73	73	9	0	0	1	108.2	94	53	45	15	8	41	107	4	6

2002 Signed by the Colorado Rockies as an international free agent on 11/13

2011 Acquired by the Boston Red Sox in exchange for a player to be named later or cash considerations on 5/19

DIVISION SERIES RECORD

YEAR	CLUB	W-L	ERA	G	GS	CG	SHO	SV	IP	H	R	ER	HR	HB	BB	SO	WP	BK
2007	COL vs. PHI	0-0	9.00	1	1	0	0	0	3.0	3	3	3	1	1	2	3	0	0
2009	COL vs. PHI	0-0	0.00	4	0	0	0	0	2.2	0	0	0	0	0	3	1	0	0
Division Series Totals		0-0	4.76	5	1	0	0	0	5.2	3	3	3	1	1	5	4	0	0

LEAGUE CHAMPIONSHIP SERIES RECORD

YEAR	CLUB	W-L	ERA	G	GS	CG	SHO	SV	IP	H	R	ER	HR	HB	BB	SO	WP	BK
2007	COL vs. ARI	0-0	2.25	1	1	0	0	0	4.0	5	1	1	0	1	1	2	0	0

WORLD SERIES RECORD

YEAR	CLUB	W-L	ERA	G	GS	CG	SHO	SV	IP	H	R	ER	HR	HB	BB	SO	WP	BK
2007	COL vs. BOS	0-0	21.00	2	0	0	0	0	3.0	7	7	7	0	0	1	1	0	1

CAREER FIELDING RECORD

YEAR	CLUB	POS	PCT.	G	GS	PO	A	E	TC	DP
2007	COLORADO	P	1.000	8	8	0	11	0	11	1
2008	COLORADO	P	1.000	5	5	1	4	0	5	0
2009	COLORADO	P	1.000	40	2	2	4	0	6	0
2010	COLORADO	P	1.000	35	0	0	1	0	1	0
2011	COLORADO	P	1.000	14	0	1	3	0	4	0
	BOSTON	P	1.000	36	0	0	5	0	5	0
2012	BOSTON	P	.977	37	9	5	6	1	12	0
Career Totals			P .977	175	24	9	34	1	44	1

CAREER BATTING TOTALS

	AVG.	G	AB	R	H	2B	3B	HR	RBI	SH	SF	HB	BB	SO	SB	CS	E
Major League Totals	.267	175	30	2	8	0	0	0	2	2	0	0	1	10	0	0	1

CAREER SINGLE-GAME HIGHS

INNINGS PITCHED	7.0, 6/28/12 at SEA (start) 4.1, 6/3/12 at TOR (relief)
LOW-HIT COMPLETE GAME	None
STRIKEOUTS	9, 6/17/12 at CHC
HITS ALLOWED	8, 4/23/08 for COL vs. CHC
RUNS ALLOWED	7, 4/12/08 for COL at ARI
WALKS ALLOWED	5, 2 times, last 4/28/08 for COL at SF
HOME RUNS ALLOWED	4, 2 times, last 8/17/12 at NYY
WINNING STREAK	3, 2 times, last 4/8/09-8/2/09
EJECTIONS	None



FULL NAME: Clayton Grant Mortensen

BATS: Right **THROWS:** Right **HEIGHT:** 6-4 **WEIGHT:** 185

OPENING DAY AGE: 27 (Turns 28 on April 10)

BORN: April 10, 1985 in Rexburg, ID

RESIDES: Phoenix, AZ

MAJOR LEAGUE SERVICE: 1 year, 17 days

ACQUIRED: From Colorado in exchange for SS Marco Scutaro on January 21, 2012

SIGNED BY: Jay North (Cardinals)

CONTRACT STATUS: Signed through 2013



CAREER HIGHLIGHTS

• A 1st-round selection (36th overall) by STL in the June 2007 draft, has played for 4 major league teams over the last 4 seasons, with 50 major league appearances (13 starts) between the Cardinals (2009), Athletics (2009-10), Rockies (2011), and Red Sox (2012).

• Acquired from COL in exchange for SS Marco Scutaro on 1/21/12, his 3rd time traded...Was sent to OAK in the deal that brought Matt Holliday to the Cardinals on 7/24/09...Then traded to COL on 1/24/11.

• Owns a 3.41 ERA (26 ER/68.2 IP) in 37 career relief appearances in the majors.

2012: Set a career-high with 26 appearances over 6 major league stints with the Red Sox... Also posted single-season career-bests in ERA (3.21), WHIP (1.21), and strikeouts (41).

• Was his 1st season in the Red Sox organization as well as his 1st career season appearing exclusively in relief.

• Held opponents to a .212 AVG (32-for-151), including a .179 mark to left-handed batters (12-for-67)...His .243 batting average on balls in play was 10th-lowest among AL relievers with at least 40.0 innings.

• Did not allow a run in 15 of 26 outings and gave up a season-high 2 runs just 4 times...Went at least 2.0 innings on 12 occasions and threw at least 3.0 frames 6 times.

• Had an ERA under 2.00 from his 5/2 debut through 8/21...Gave up runs in his last 5 outings of the season beginning 9/18 (7 ER/7.1 IP) to increase his ERA from 2.08 to 3.21...ERA did not reach 3.00 until allowing 2 runs in 2.0 innings in the last game of the year on 10/3 at NYY.

• Finished the year with 41 K's in 42.0 IP, including 22 strikeouts over his last 13.2 innings beginning on 8/17...Fanned at least 1 batter in a career-high 6 straight outings from 8/25-9/22 (11 K/5.1 IP).

• Tied for the big league lead with 4 relief appearances with at least 4 K's, including his 1st 2 outings with BOS.

• Recalled on 5/2 and made Red Sox debut that night vs. OAK, fanning a career relief-high 6 batters in 3.0 scoreless innings...Retired 9 straight batters following a lead-off single to Cliff Pennington in the 7th inning and tallied 2 K's in each of his 3.0 innings...Became the 1st pitcher with as many as 6 strikeouts out of the bullpen in his 1st game with the Red Sox since Diego Segui on 4/5/74 at MIL (7 K's in 3.2 IP).

• With 5 K's over 3.1 relief innings in his 2nd outing for the Sox on 5/5 vs. BAL, became 2nd pitcher since 1916 to fan at least 5 batters out of the pen in each of his 1st 2 appearances for the Sox, joining Bill Lee in 1969 (6/25 and 6/29).

• Had 12 K's, no walks, and a 0.96 ERA (1 ER/9.1 IP) in 3 games over his 1st stint with the Red Sox prior to being optioned to Pawtucket after the game on 5/9.

• Recalled for 2nd ML stint of the year from 6/16-7/3 and made 5 appearances...Returned on 7/7 as the 26th man for the doubleheader vs. NYY, tossing 0.1 scoreless innings in Game 2.

• Recalled for 1 day on 7/31 and tossed 2.2 scoreless frames vs. DET for his only win of the year in a rain-shortened 6-inning game...Was his 1st career relief victory and his 1st win overall since 6/6/11 at SD while with COL...Did not allow an inherited runner to score after entering with 2 out and the bases loaded in the 3rd inning.

• In 5th ML stint from 8/8-28, made 9 appearances during the month of August...Was optioned to Double-A Portland after the game on 8/28 and returned for the remainder of the season on 9/4.

• Picked up only hold of the season on 9/14 with no runs in 0.2 innings at TOR.

• In 24 games with the Triple-A PawSox, went 5-3 with 2 saves, a 1.91 ERA (8 ER/37.2 IP), 36 K's, and a .160 opponent AVG (21-for-131)...Led the club (min. 25.0 IP) in ERA and opponent AVG...Paced Pawtucket relievers (min. 25.0 IP) with a 0.96 WHIP.

2011: Had a 3.86 ERA (25 ER/58.1 IP) in 16 games (6 starts) over 2 stints with the Rockies in his only season in the organization...Also made 15 starts for Triple-A Colorado Springs.

• Recalled for the 1st time on 4/18 and threw 8.0 scoreless innings of relief over 2 games prior to a 4/29 option...Returned for a start on 5/7 at SF and stayed with the club until being optioned again on 7/4.

⚡ Did not allow a run and yielded 2 hits in 1st 3 relief appearances from 4/18-5/12 spanning 10.1 IP...Overall went 0-1 with a 3.42 ERA (9 ER/23.2 IP) in 10 ML relief outings and was 2-3 with a 4.15 ERA (16 ER/34.2 IP) in 6 starts.

⚡ Pitched 6.0 innings of scoreless, 2-hit relief in his season debut for the Rockies on 4/18 vs. SF, the club's longest ever scoreless outing out of the bullpen...Was the longest relief appearance by a COL hurler overall since it was done twice in 2000...Matched the longest relief outing of the year in the majors.

⚡ Made 5 straight starts from 5/16-6/6 before joining the bullpen for his last 7 big league games from 6/11-7/3.

⚡ With Sky Sox, fanned at least 5 batters 4 times, including a season-high 9 K's on 8/25 vs. Tacoma (5.1 IP).

⚡ Traded to COL for RHP Ethan Hollingsworth on 1/24, 5 days after being designated for assignment.

2010: Played most of the season with OAK's Triple-A Sacramento affiliate and was named to the Pacific Coast League's mid-season All-Star team.

⚡ Recalled on 7/3 for his only major league action of the season, a start that night at CLE...Allowed 4 runs (3 ER) with a career-high 7 strikeouts in 6.0 innings for a no-decision...Optioned back to Sacramento on 7/5.

⚡ Tied for 2nd in the Pacific Coast League with a career-high 13 wins...Ranked among league qualifiers in opponent AVG (4th, .258), fewest base runners per 9.0 innings (4th, 11.76) and ERA.

⚡ Tied for the lead among PCL pitchers with 30 assists...Opponents were successful in just 7 of 14 (50.0%) stolen base attempts...Held lefties to a .225 clip (69-for-306).

⚡ Topped A's minor leaguers in wins and innings...Paced Sacramento in wins, starts, innings, and strikeouts.

⚡ Was 10-2 with a 3.57 ERA (42 ER/106.0 IP) in 16 starts in the 1st half of the season...Entered the All-Star break with 8 straight quality starts from 5/23-7/8, going 6-0 with a 2.34 ERA (15 ER/57.2 IP).

⚡ Tossed 6.0 innings or more in 19 of his 26 starts, including 6 straight starts of at least 8.0 innings from 6/3-7/8...Allowed 2 earned runs or less 11 times and walked 2 batters or less 17 times.

2009: Appeared in 7 games (6 starts) with STL and OAK, seeing his 1st major league action in just his 3rd professional season.

⚡ Began the season with the Cardinals Triple-A Memphis and totaled 17 starts for the Redbirds.

⚡ Had 1 appearance with the Cardinals, a 3.0-inning relief outing on 6/29 vs. SF for his ML debut.

⚡ Traded to OAK on 7/24 with OF Shane Peterson and 1B Brett Wallace in exchange for OF Matt Holliday and split the remainder of the season between Triple-A Sacramento and Oakland.

⚡ Made 6 starts over 2 stints with the A's...Earned 1st ML win in the A's 12-5 victory on 9/11 at MIN (1 R/6.0 IP).

2008: Split his 2nd season in pro ball between Double-A and Triple-A.

⚡ Began 1st Spring Training in major league camp, the 1st Cardinals pitcher to leap from the draft to big league camp since Braden Loper in 1997.

⚡ Made 11 starts for Double-A Springfield in April and May before a promotion to Triple-A Memphis in June.

⚡ Named Texas League Pitcher of the Week for 5/19-25, going 2-0 with a 1.93 ERA (3 ER/14.0 IP) in that time.

⚡ Was 3-1 with a 3.03 ERA (10 ER/29.2 IP) in 5 June starts...Strung together 4 straight wins in his starts with Memphis from 6/18-7/3.

⚡ Combined to hold right-handers to a .202 AVG (60-for-297).

⚡ Following the season, ranked as the organization's 6th-best prospect by *Baseball America*.

2007: Combined for a 2.67 ERA (18 ER/60.2 IP) and 68 strikeouts between Short-A Batavia and Single-A Quad Cities in his 1st pro season.

⚡ Earned 1st professional win on 6/30 vs. Mahoning Valley, allowing just 1 hit in 5.0 scoreless innings.

⚡ Was winless in 6 August starts for Quad Cities despite giving up just 4 earned runs in 24.1 innings (1.48 ERA).

⚡ Following the season, rated as the 7th-best Cardinals prospect by *Baseball America*.

PERSONAL

⚡ Married to Janna...The couple has a son, Miles.

⚡ Attended Gonzaga University and was voted the West Coast Conference's Pitcher of the Year after going 9-2 with a 3.92 ERA and 122 strikeouts in 119.1 innings as a senior in 2007...Completed West Coast Conference play with a 1.60 ERA and perfect 6-0 record...Was named Louisville Slugger 3rd Team All-America by Collegiate Baseball in 2007...Is the highest June draft pick in the history of Gonzaga's baseball program.

⚡ Played at Treasure Valley (OR) Community College from 2004-2005 before transferring to Gonzaga.

⚡ Graduated from Madison High School in Rexburg, ID.

IN THE COMMUNITY

In his 1st season with the Red Sox in 2012, Clayton participated in the Southwest Florida Children's Hospital Celebrity Golf Classic...Also took part in the New Stars for Young Stars event to benefit the Jimmy Fund in January 2013.

CLAYTON MORTENSEN'S CAREER RECORD

YEAR	CLUB	W-L	ERA	G	GS	CG	SHO	SV	IP	H	R	ER	HR	HB	BB	SO	WP	BK
2007	Batavia	1-1	1.77	6	4	0	0	0	20.1	13	4	4	0	2	11	23	1	0
	Quad Cities	0-2	3.12	10	10	0	0	0	40.1	44	17	14	2	4	8	45	2	0
2008	Springfield	3-4	4.22	11	11	0	0	0	59.2	59	31	28	6	4	22	48	4	0
	Memphis	5-6	5.51	15	14	0	0	0	80.0	87	50	49	12	6	42	57	14	1
2009	Memphis	7-6	4.37	17	17	1	0	0	105.0	103	58	51	11	4	34	82	3	0
	ST. LOUIS	0-0	6.00	1	0	0	0	0	3.0	5	6	2	1	1	1	2	0	0
	Sacramento	2-2	4.45	6	6	0	0	0	32.1	40	20	16	2	0	14	18	2	0
	OAKLAND	2-4	7.81	6	6	0	0	0	27.2	37	28	24	5	2	12	11	1	0
2010	Sacramento	13-6	4.25	26	26	0	0	0	165.1	161	91	78	20	2	53	112	14	0
	OAKLAND	0-0	4.50	1	1	0	0	0	6.0	6	4	3	1	0	2	7	0	0
2011	Col. Springs	2-8	9.42	15	15	0	0	0	64.0	104	71	67	13	2	29	54	6	0
	COLORADO	2-4	3.86	16	6	0	0	0	58.1	55	30	25	9	2	24	30	3	0
2012	Pawtucket	5-3	1.91	24	0	0	0	2	37.2	21	11	8	3	4	15	36	2	0
	BOSTON	1-1	3.21	26	0	0	0	0	42.0	32	15	15	7	1	19	41	3	0
	Portland	0-0	18.00	1	0	0	0	0	1.0	3	2	2	0	0	1	0	0	0
Major League Totals		5-9	4.53	50	13	0	0	0	137.0	135	83	69	23	6	58	91	7	0
Minor League Totals		38-38	4.71	131	103	1	0	2	605.2	635	355	317	69	28	229	475	48	1
Red Sox Totals		1-1	3.21	26	0	0	0	0	42.0	32	15	15	7	1	19	41	3	0

2007 Signed by the St. Louis Cardinals as a supplemental round selection (club's 2nd pick, 36th overall) in the First-Year Player Draft

2009 Acquired by the Oakland Athletics with OF Shane Peterson and 1B Brett Wallace in exchange for OF Matt Holliday on 7/24

2011 Acquired by the Colorado Rockies in exchange for RHP Ethan Hollingsworth on 1/24

2012 Acquired by the Boston Red Sox in exchange for SS Marco Scutaro on 1/21

CAREER FIELDING RECORD

YEAR	CLUB	POS	PCT.	G	GS	PO	A	E	TC	DP
2009	ST. LOUIS	P	-	1	0	0	0	0	0	0
	OAKLAND	P	.833	6	6	2	3	1	6	0
2010	OAKLAND	P	1.000	1	1	0	1	0	1	0
2011	COLORADO	P	.923	16	6	3	9	1	13	1
2012	BOSTON	P	1.000	26	0	5	8	0	13	0
Career Totals		P	.939	50	13	10	21	2	33	1

CAREER BATTING TOTALS

AVG.	G	AB	R	H	2B	3B	HR	RBI	SH	SF	HB	BB	SO	SB	CS	E
Major League Totals	.000	50	15	1	0	0	0	0	1	0	1	0	10	0	0	2

CAREER SINGLE-GAME HIGHS (IN RELIEF)

INNINGS PITCHED	6.0, 4/18/11 for COL vs. SF
STRIKEOUTS	6, 5/2/12 vs. OAK
HITS ALLOWED	7, 7/3/11 for COL vs. KC
RUNS ALLOWED	6, 6/29/09 for STL vs. SF
WALKS ALLOWED	3, 7/31/12 vs. DET
HOME RUNS ALLOWED	2, 6/19/11 vs. DET
EJECTIONS	None

FULL NAME: Michael Anthony Napoli
BATS: Right **THROWS:** Right **HEIGHT:** 6-0 **WEIGHT:** 220
OPENING DAY AGE: 31
BORN: October 31, 1981 in Hollywood, FL
RESIDES: Pembroke Pines, FL
MAJOR LEAGUE SERVICE: 6 years, 151 days
ACQUIRED: Signed as a free agent on January 22, 2013
SIGNED BY: Todd Claus (Angels)
CONTRACT STATUS: Signed through 2013



CAREER HIGHLIGHTS

🔴 7-year major league veteran enters 1st season in the Sox organization...Spent last 2 years with the Rangers (2011-12) after beginning his big league career with 5 seasons for the Angels (2006-10).

🔴 Is 1 of 6 American Leaguers with at least 20 homers in each of the last 5 seasons...Among all major leaguers, only Jose Bautista (14.0) and Albert Pujols (14.8) have averaged fewer at-bats per home run than Napoli (14.9) in those 5 years (min. 1,500 PA)...Has hit at least 24 home runs in each of the last 3 seasons.

🔴 Career rate of 4.27 pitches seen per PA ranks 5th among major leaguers active through 2012 (min. 2,500 PA).

🔴 Ranks 5th in the AL with a .522 SLG and 9th with a .879 OPS since 2008 (min. 1,500 PA), leading all big league catchers in home runs (120) and SLG during that time.

🔴 Among American Leaguers with at least 700 PA over the last 2 seasons, ranks 4th with a .931 OPS behind Miguel Cabrera (1.017), Jose Bautista (.990), and David Ortiz (.981).

🔴 Is the only catcher ever to reach double-digits in home runs in each of his 1st 7 seasons appearing in the majors (min. 60 games caught per season)...Brian McCann is the only other catcher with at least 20 homers in each of the last 5 years.

🔴 109 of his 146 career homers have come while catching...His career average of 15.3 at-bats per home run as a catcher (1,667 AB) is the best among all major league backstops over the past 35 years (min. 1,500 PA)...In that time, only Mike Piazza (.559) has a better SLG while at the position than Napoli (.516).

🔴 TEX went 79-47 (.627) in his 126 starts behind the plate over the last 2 seasons, the best win pct. for any ML catcher with at least 65 starts...His 3.80 catcher's ERA since 2011 ranks 5th in the AL (min. 1,000 innings).

🔴 Named an AL All-Star in 2012, his 1st career selection.

🔴 In 19 career games at Fenway Park, has hit .306 (19-for-62) with 4 doubles, 7 home runs, and 17 RBI...His .710 SLG ranks 3rd all-time at the ballpark (min. 70 PA) after Dave Kingman (.816), and Frank Robinson (.724)...Also leads active players with a 1.107 OPS and just 8.9 at-bats per home run in BOS.

🔴 His clubs have reached the postseason in 5 of the last 6 seasons (2007-09, 2011-12)...In 32 career postseason games, has hit .272 (25-for-92) with 5 home runs, 19 RBI, and 13 walks for a .373 OBP...Led the Rangers with a .328 AVG (19-for-58) while starting all 17 postseason games during the club's run to the World Series in 2011.

2012: Hit 24 home runs in 108 games for the Rangers and earned 1st career All-Star selection.

🔴 Ranked 6th in home run rate (14.7 AB/HR) and 8th in walk rate (56 BB, 7.5 PA/BB) among AL players with at least 400 PA...CWS's Adam Dunn was only major leaguer with better rates in both categories (13.2 AB/HR, 6.2 PA/BB)

🔴 Joined TOR's Jose Bautista (27 HR) as the only players with at least 24 homers in fewer than 350 at-bats.

🔴 Saw 4.41 pitches per PA, trailing only Dunn (4.43) and LAD's A.J. Ellis (4.43) among big leaguers.

🔴 Led the club with 69 starts at catcher, with the Rangers going 37-32 in those games...Also made 24 starts at 1st base and 9 at DH...Caught 8 of 50 (16.0%) base runners attempting to steal, including 5 of his last 17 (29.4%).

🔴 Had 4 games of 3 or more walks, tied with 5 others for most in the majors.

🔴 Had 3 different multi-homer games: 4/17 at BOS, 7/21 at LAA, and 9/30 vs. LAA (G2).

🔴 Went deep in a career-high 5 straight games from 4/15-21 (G1), with the streak ending as a pinch-hitter in the nightcap...Matched the 2nd-longest streak of the season in the majors...Also homered in consecutive games 5/27-28 and 9/30-10/1.

MOST HOME RUNS BY MAJOR LEAGUE CATCHERS, 2006-12

PLAYER	HOME RUNS
Brian McCann	149
Mike Napoli	109
Miguel Olivo	97
A.J. Pierzynski	97

* HR hit only while catching

NAPOLI

✦ Had 3 hits and 4 RBI in consecutive games from 4/17-18 at BOS, the 1st Ranger to do that since Juan Gonzalez in 1998...Was the 1st opponent with at least 3 hits and 4 RBI in consecutive games at Fenway Park since OAK's Reggie Jackson from 6/14-15/69.

✦ Started behind the plate for the AL in the All-Star Game on 7/10 in KC...Topped AL catchers with 4,317,718 fan votes...Played the 1st 5 innings, going 1-for-2 with a single.

✦ Of his last 21 hits beginning 7/21, 12 were home runs.

✦ Missed 33 games on the 15-day disabled list with a left quad strain from 8/11-9/14...Tried to play through the injury after multiple days off from 8/7-9, but was finally shut down...Batted .267 (4-for-15) with 3 homers, a double, and 9 RBI on a 4-game rehab assignment with Triple-A Round Rock.

✦ Hit 7 homers and drove in 16 runs over his final 16 regular season games following the DL stint...Collected 6 RBI on 9/30 vs. LAA (G2), matching a career-high for the 2nd time (also 8/25/10 for LAA vs. TB).

POSTSEASON: Started at designated hitter in the AL Wild Card Game, a 5-1 loss to the Orioles...Went 0-for-3 with a walk...Caught the last 2 innings of the game.

2011: Set career highs in most offensive categories, including a .320 AVG, 118 hits, 25 doubles, 30 home runs, 75 RBI, 72 runs, 233 total bases, and 58 walks in 113 games.

✦ Among major leaguers with at least 400 PA, ranked 1st in SLG (.631) and 2nd in OPS (1.046) and at-bats per home run (12.3), trailing only TOR's Jose Bautista...Among AL players with 400 PA, placed 6th in AVG and 3rd in OBP (.414).

✦ Joined Bautista (.302/.447/.608) as only players to compile a .300 AVG, .400 OBP, and .600 SLG in at least 400 PA.

✦ Batted .372 (32-for-86) with runners in scoring position, 4th best in the AL...Ranked 2nd in the AL with a .358 AVG (19-for-53) in close and late situations.

✦ His .332 AVG (64-for-193) on the road ranked 3rd in the AL among players with at least 200 PA...Batted .410 (50-for-122) in final 33 road games beginning 7/14...Had a 22-game road hit streak from 6/10-8/21, the 2nd-longest in Rangers history (Rafael Palmeiro, 30 in 1993) and matching longest in majors all year (ATL's Dan Uggla, 6/28-8/23).

✦ Batted .307 (54-for-176) in 57 home games, including .422 (19-for-45) with runners in scoring position.

✦ Started at catcher (57), 1st base (27), and DH (18), ranking among team's top 3 in starts at each position.

✦ Posted a career-best .996 fielding percentage (2 E/458 TC) in 61 games behind the plate, tops among AL catchers with at least 50 games.

✦ Had a club-record 3.16 catcher's ERA, best in the AL and 3rd in the majors among catchers with at least 50 starts.

✦ TEX was 42-15 (.737) in his 57 starts behind the plate...Caught 10 of 31 (32.3%) runners attempting to steal, 4th best in the AL and 6th among ML catchers with 50 starts.

✦ Had a .996 fielding percentage (1 E/243 TC) in 35 games at 1st base, including 27 starts.

✦ Was on the 15-day disabled list from 6/12-7/3 with a strained left oblique muscle...Played 4 games on rehab with Triple-A Round Rock, going 4-for-15 (.267) with 3 homers and 9 RBI.

✦ After returning from the DL on 7/4, batted an ML-best .378 (88-for-233) in 67 games.

✦ Led the majors with a .706 SLG, 1.171 OPS, and 11.89 at-bats per home run after the All-Star break...Ranked 2nd among ML 2nd-half leaders in AVG (.383) and OBP (.466).

✦ Topped the majors with a .443 AVG (27-for-61) in July and tied DET's Miguel Cabrera for best September AVG in the majors at .429 (30-for-70).

✦ Selected as Rangers Player of the Month for August after batting .304 (31-for-102) with 20 runs, 5 doubles, 7 homers, and 17 RBI in 28 games...Posted a season-best 11-game hitting streak from 8/12-22 (.311, 14-for-45).

✦ Joined MIL's Prince Fielder and CWS's Carlos Quentin as the only major leaguers all year with 2 games of at least 3 extra-base hits and 4 RBI (5/30 at TB, 7/8 vs. OAK).

✦ Matched career-high with 4-hit games on 7/25 vs. MIN and 9/7 at TB.

✦ Drove in a run in a career-high 7 straight games from 7/29-8/5.

POSTSEASON: Helped the Rangers to the World Series, a 7-game series loss to STL...Had a team-high (min. 20 AB) .328 AVG (19-for-58) while starting all 17 postseason games (15 at C; 1 at 1B; 1 at DH)...Ranked 2nd on the club in RBI (15), tied for 2nd in hits, and was 3rd in runs (11), SLG (.500) and OBP (.414)...Hit .357 (5-for-14) in the ALDS with a 7th-inning go-ahead homer in a 4-3 win in Game 3 at TB...Had a .292 AVG (7-for-24) in the ALCS with lone RBI a game-winning 11th-inning single in Game 4 at DET...In the World Series, batted .350 (7-for-20) with 10 RBI...Tied for the 3rd-most ever RBI in a Fall Classic, most since CLE's Sandy Alomar, Jr. in 1997 (10)...Homered in Games 1 and 4 and connected for a game-winning 2-run double in the 8th inning of Game 5 in TEX...Strained a ligament in his left ankle in Game 6 running the bases but started Game 7.

2010: Led the Angels in homers (26) and SLG (.468) in final season with the club...Tied for 4th on the team in doubles (24), and ranked 5th in RBI (68).

✦ Set career-bests with 140 games and 453 at-bats.

✦ Tied for 7th in the AL in strikeouts (137) and tied for 8th in times hit by a pitch (11).

- After appearing exclusively behind the plate in 1st 4 seasons with LAA, started 67 games at 1st base (70 total games) and 59 at catcher (66 total games).
- Became the Angels' primary 1st baseman following the season-ending injury to Kendrys Morales on 5/29.
- Hit just .201 (34-for-169) in final 53 games, dropping season AVG from .261 to .238.
- Homered 8 times in May, tying the club record as a catcher in any month (also Earl Averill in May 1961).
- Ranked 4th in the AL and the majors with 18 extra base hits (10 2B, 8 HR) in May, the most by a ML catcher for a month since TEX's Ivan Rodriguez in May 2000 (22).

2009: Led the Angels with 84 starts and 96 total games at catcher.

- Set career-highs in games, starts, and innings behind the plate.
- Also appeared in 18 games (16 starts) as the designated hitter, going 23-for-64 (.359) with 3 home runs and 11 RBI at that position.
- Had a .330 AVG (31-for-94) vs. left-handed pitchers.
- Totaled 20 home runs and tied for 4th in the AL with 17 shots as a catcher.
- Hit walk-off double with 2 out in the 10th inning on 7/23 vs. MIN.
- Doubled in a career-high 4 straight games from 7/10-16.
- Went deep 5 times in a 10-game stretch from 7/21-31.

POSTSEASON: Played in 7 postseason contests (5 starts) as LAA made it to the ALCS...Hit .250 (1-for-4) with a double, a run scored, and 2 HBP in a pair of starts during a 3-game ALDS sweep of BOS...Went 1-for-9 (.111) over 5 games (3 starts) in a 6-game ALCS loss to NYY.

2008: Started 71 games behind the plate for the Angels.

- Stole a career-high 7 bases, tied for the 2nd most as a catcher in the AL.
- Half of his 12 hits in April left the park...His 6 home runs in the month tied for the team lead.
- Homered 10 times in his 1st 27 games of year through 5/18.
- Named Angels Player of the Month for September...Led the AL (2nd in ML) with a .453 AVG (24-for-53) while tallying 6 home runs and 16 RBI in the month.
- Finished season with multiple hits in 7 of his last 8 games beginning 9/18, including 4, 3-hit efforts...Led the majors with a .667 clip (18-for-27) in that stretch, raising his season AVG from .220 to .273.
- On DL from 7/6-8/7 with irritation in right shoulder...Underwent arthroscopic surgery on right shoulder on 10/31.

POSTSEASON: Went 3-for-12 (.250) with 2 homers and 4 RBI in a 4-game ALDS loss to BOS...Played in all 4 games with 3 starts...Both homers came off Josh Beckett in LAA's only win of the series, Game 3 at Fenway Park...Were LAA's only long balls of the series...Was 6th catcher with a multi-HR game in a postseason contest.

2007: Made 1st Opening Day roster with the Angels in 1st full major league season.

- Led the Angels with 75 games behind the plate.
- Missed 43 games with 2 stints on the 15-day DL...Sidelines on 7/2 with a high left ankle sprain and activated on 7/18...Went on the DL again on 7/28 with a strained right hamstring and was not activated until 9/1.
- Had 31 RBI in his last 46 games with an at-bat.
- Had a career-best 14-game hit streak from 5/8-28, batting .354 (17-for-48) with 5 doubles, 4 homers, and 12 RBI in that stretch.
- Drove in a run in 6 straight games from 5/18-27...Had a career-high 4 straight multi-RBI games from 6/2-8.
- Scored a run in a career-high 10 straight games from 5/13-27, the longest streak by a catcher since DET's Ivan Rodriguez in 2005.

POSTSEASON: Appeared in all 3 games in an ALDS sweep by BOS, including 2 starts behind the plate...Went 1-for-6 (.167) with a single off Curt Schilling in Game 3.

2006: Made his major league debut with the Angels, knocking 16 home runs in 99 games.

- Recalled on 5/4 for ML debut after opening the season at Triple-A Salt Lake...Debuted that night at DET after just 21 games of Triple-A experience.
- Became 3rd Angels player to homer in 1st ML at-bat, connecting off Justin Verlander in the 3rd inning.
- Went on to start a team-high 77 games behind the plate for the Halos...Threw out 29.6% of attempted base stealers (16 of 54).
- Had a 3.76 catchers ERA, best among AL catchers with at least 35 starts (2nd in ML).
- Led AL rookies (min. 300 PA) in SLG (.455) and OPS (.815)...Ranked 2nd among AL rookies in walks (51), and tied for 2nd in homers (16), the most long balls ever by an Angels' rookie catcher.

- 👉 Averaged 12.2 at-bats per home run (146 AB/12 HR) over his 1st 50 games from 5/4-7/15...His 12 homers were the 2nd-most ever by an Angels player in his 1st 50 games after Wally Joyner in 1986 (17).
- 👉 Connected for 1st 2 career multi-homer games on 6/10 vs. SEA and 7/1 vs. LAD.
- 👉 Reached base safely in 11 consecutive plate appearances from 6/19 (4th PA)-23.
- 👉 In 21 games for Salt Lake to begin the season, batted .244 (19-for-78) with 3 homers and 10 RBI.

2005: Made the jump to Double-A, spending the entire season with Arkansas...Named a Texas League Mid- and Post-Season All-Star.

- 👉 Led all Double-A hitters with 99 RBI and also topped the Texas League with 31 home runs...Was his 2nd straight season leading his league in both categories.
- 👉 Also finished among Texas League leaders in extra-base hits (2nd, 55), SLG (5th, .508), and runs (5th, 96).
- 👉 Topped Texas Leaguers with 109 games behind the plate.
- 👉 Knocked 29 homers over his final 95 games after tallying just 2 over his 1st 36 contests.
- 👉 Was Texas League Player of the Week for 5/23-29, going 10-for-21 (.476) with 2 doubles, 3 homers, and 8 RBI in 6 games...Homed in 3 straight games from 5/27-29.
- 👉 Batted .346 (9-for-26) with 4 home runs and 9 RBI in 7 games during the Texas League playoffs, helping the Travelers to the TL Championship Series.
- 👉 Played for Aguilas in Dominican Winter League.

2004: Topped the California League in home runs (29), RBI (118), and walks (tied, 88) with High-A Rancho Cucamonga...Was named a Cal League Mid-Season and Post-Season All-Star.

- 👉 Ranked among all minor leaguers in RBI (7th) and walks (9th).
- 👉 Also tied for 3rd in the circuit in extra-base hits (62) and placed 4th in SLG (.539) and total bases (260).
- 👉 Was the Angels' Minor League Player of the Month for both April and May...During those 2 months, combined to hit .337 (58-for-172) with 15 homers and 59 RBI in 45 games.
- 👉 Was a 3-time California League Player of the Week selection, from 4/13-20, 5/3-9, and 7/12-18.

2003: Limited to 47 games with High-A Rancho Cucamonga...Underwent season-ending surgery to repair torn labrum in his right shoulder.

- 👉 Surgery was performed by Dr. Lewis Yocum.

2002: Appeared at catcher (37 games), 1st base (9), and 3rd base (1) for Single-A Cedar Rapids.

- 👉 The club won the Midwest League's West Division...Played in 2 postseason games.

2001: Split 1st full season in the pros between Single-A Cedar Rapids and High-A Rancho Cucamonga.

- 👉 Opened year in extended spring training before being assigned to the Quakes on 6/12.
- 👉 Played in 7 games before spending rest of year at Cedar Rapids.
- 👉 Had 4 of 5 home runs over a 7-game span from 7/26-8/3.

2000: Appeared in just 10 games at Rookie-level Butte before being sidelined with a lower back strain.

PERSONAL

- 👉 Graduated from Charles Flanagan High School in Pembroke Pines, FL in 2000...Earned High School All-American 1st team honors as a DH.
- 👉 Originally signed as the Angels' 17th-round selection in the June 2000 draft by Todd Claus, now the Red Sox' Latin American Coordinator and International Crosschecker.

IN THE COMMUNITY

During his time with TEX, Mike made several appearances on the Rangers 2012 Winter Caravan...Prior to his time with the Rangers, assisted with several Angels youth baseball clinics and charitable events.

MIKE NAPOLI, CONTINUED

MIKE NAPOLI'S CAREER RECORD

YEAR	CLUB	AVG.	G	AB	R	H	2B	3B	HR	RBI	SH	SF	HB	BB	SO	SB	CS	E
2000	Butte	.231	10	26	3	6	2	0	0	3	1	1	0	8	8	1	0	3
2001	Rancho Cucu.	.200	7	20	3	4	0	0	1	4	0	0	0	8	11	0	0	1
	Cedar Rapids	.232	43	155	23	36	10	1	5	18	1	1	2	24	54	3	2	1
2002	Cedar Rapids	.251	106	362	57	91	19	1	10	50	0	6	4	62	104	6	5	7
2003	Rancho Cucu.	.267	47	165	28	44	10	1	4	26	0	3	4	23	32	5	0	2
2004	Rancho Cucu.	.282	132	482	94	136	29	4	29	118	1	8	5	88	166	9	5	12
2005	Arkansas	.237	131	439	96	104	22	2	31	99	0	5	9	88	140	12	4	14
2006	Salt Lake	.244	21	78	12	19	6	0	3	10	0	0	4	8	29	1	1	1
	LA ANGELS	.228	99	268	47	61	13	0	16	42	0	1	5	51	90	2	3	8
2007	LA ANGELS	.247	75	219	40	54	11	1	10	34	1	5	5	33	63	5	2	7
2008	Rancho Cucu.	.571	5	14	3	8	3	0	1	4	0	1	0	2	2	0	0	0
	LA ANGELS	.273	78	227	39	62	9	1	20	49	1	6	5	35	70	7	3	3
2009	LA ANGELS	.272	114	382	60	104	22	1	20	56	0	3	7	40	103	3	3	8
2010	LA ANGELS	.238	140	453	60	108	24	1	26	68	0	4	11	42	137	4	2	12
2011	Round Rock	.267	4	15	3	4	1	0	3	9	0	1	0	2	4	0	0	0
	TEXAS	.320	113	369	72	118	25	0	30	75	0	2	3	58	85	4	2	3
2012	TEXAS	.227	108	352	53	80	9	2	24	56	0	2	7	56	125	1	0	7
Major League Totals		.259	727	2270	371	587	113	6	146	380	2	23	43	315	673	26	15	48
Minor League Totals		.257	506	1756	322	452	102	9	87	341	3	26	28	313	550	37	17	41

- 2000 Signed by the Anaheim Angels as a 17th-round selection in the June draft
 2011 Acquired by the Toronto Blue Jays with OF Juan Rivera in exchange for OF Vernon Wells on 1/21
 2011 Acquired by the Texas Rangers in exchange for RHP Frank Francisco and cash considerations on 1/25
 2012 Signed by the Boston Red Sox as a free agent on 1/22

ADDITIONAL BATTING STATISTICS

YEAR	CLUB	OBP	SLG	OPS	TB	GDP
2006	LA ANGELS	.360	.455	.815	122	2
2007	LA ANGELS	.351	.443	.794	97	5
2008	LA ANGELS	.374	.586	.960	133	3
2009	LA ANGELS	.350	.492	.842	188	6
2010	LA ANGELS	.316	.468	.784	212	15
2011	TEXAS	.414	.631	1.046	233	10
2012	TEXAS	.343	.469	.812	165	9
Major League Totals		.356	.507	.863	1150	50

WILD CARD RECORD

YEAR	CLUB	AVG.	G	AB	R	H	2B	3B	HR	RBI	SH	SF	HB	BB	SO	SB	CS	E
2012	TEX vs. BAL	.000	1	3	0	0	0	0	0	0	0	0	0	1	2	0	0	0

DIVISION SERIES RECORD

YEAR	CLUB	AVG.	G	AB	R	H	2B	3B	HR	RBI	SH	SF	HB	BB	SO	SB	CS	E
2007	LAA vs. BOS	.167	3	6	0	1	0	0	0	0	0	0	0	0	3	0	0	0
2008	LAA vs. BOS	.250	4	12	3	3	0	0	2	4	0	0	1	2	3	0	0	0
2009	LAA vs. BOS	.250	2	4	1	1	1	0	0	0	0	0	2	0	1	0	0	0
2011	TEX vs. TB	.357	4	14	3	5	0	0	1	4	0	0	0	1	5	1	0	0
Division Series Totals		.278	13	36	7	10	1	0	3	8	0	0	3	3	12	1	0	0

LEAGUE CHAMPIONSHIP SERIES RECORD

YEAR	CLUB	AVG.	G	AB	R	H	2B	3B	HR	RBI	SH	SF	HB	BB	SO	SB	CS	E
2009	LAA vs. NYY	.111	5	9	0	1	0	0	0	0	0	0	0	0	3	0	0	0
2011	TEX vs. DET	.292	6	24	6	7	0	0	0	1	0	0	0	3	4	0	0	0
LCS Totals		.242	11	33	6	8	0	0	0	1	0	0	0	3	7	0	0	0

WORLD SERIES RECORD

YEAR	CLUB	AVG.	G	AB	R	H	2B	3B	HR	RBI	SH	SF	HB	BB	SO	SB	CS	E
2011	TEX vs. STL	.350	7	20	2	7	1	0	2	10	0	2	0	6	4	0	0	1

MIKE NAPOLI, CONTINUED

ALL-STAR GAME RECORD

YEAR	CLUB	AVG.	G	AB	R	H	2B	3B	HR	RBI	SH	SF	HB	BB	SO	SB	CS	E
2012	AL at KC	.500	1	2	0	1	0	0	0	0	0	0	0	0	1	0	0	0

CAREER FIELDING RECORD

YEAR	CLUB	POS	PCT.	G	GS	PO	A	E	TC	DP	
2006	LA ANGELS	C	.987	94	77	575	48	8	631	2	
2007	LA ANGELS	C	.986	75	68	460	32	7	499	2	
2008	LA ANGELS	C	.994	75	71	469	21	3	493	3	
2009	LA ANGELS	C	.986	96	84	526	48	8	582	7	
2010	LA ANGELS	C	.986	66	59	405	32	6	443	4	
		1B	.989	70	67	502	44	6	552	33	
2011	TEXAS	C	.996	61	57	431	25	2	458	4	
		1B	.996	35	27	223	19	1	243	21	
2012	TEXAS	C	.993	72	69	511	37	4	552	1	
		1B	.984	28	24	174	15	3	192	13	
Career Totals			C	.990	539	485	3377	243	38	3658	23
		1B	.990	133	118	899	78	10	987	67	

CAREER SINGLE-GAME HIGHS

HITS	4, 6 times, last 9/7/11 for TEX at TB
DOUBLES	2, 7 times, last 9/17/11 for TEX at SEA
HOME RUNS	2, 10 times, last 9/30/12 for TEX vs. LAA (G2)
RBI	6, 2 times, last 9/30/12 for TEX vs. LAA (G2)
RUNS SCORED	3, 11 times, last 5/27/12 for TEX vs. TOR
WALKS	3, 10 times, last 7/24/12 for TEX vs. BOS
STRIKEOUTS	4, 6/11/10 for LAA vs. at LAD
STOLEN BASES	1, 26 times, last 7/13/12 for LAA at SEA
HITTING STREAK	14, 5/8/07-5/28/07
EJECTIONS	None

HOME RUN NOTES

MULTI-HOME RUN GAMES (10)
2-HOME RUN GAMES (10)
Last: 9/30/12 vs. LAA (G2)
LEADOFF HOME RUNS (0)
GRAND SLAMS (3)
Last: 7/8/11 vs. OAK off Gio Gonzalez
PINCH-HIT HOME RUNS (0)
EXTRA-INNING HOME RUNS (0)
GAME-ENDING HOME RUNS (1)
9/12/08 vs. SEA off Miguel Batista
INSIDE-THE-PARK HOME RUNS (0)

FULL NAME: Daniel Nava

BATS: Switch **THROWS:** Left **HEIGHT:** 5-11 **WEIGHT:** 200

OPENING DAY AGE: 30

BORN: February 22, 1983 in Redwood City, CA

RESIDES: Phoenix, AZ

MAJOR LEAGUE SERVICE: 1 year, 66 days

ACQUIRED: Signed as a minor league free agent on Jan. 17, 2008

SIGNED BY: Jared Porter (Red Sox)

CONTRACT STATUS: Signed through 2013



CAREER HIGHLIGHTS

🔥 In 81 games at Fenway Park, has hit .284 (67-for-236) with a .404 OBP, the 7th-best mark at home in the AL since 2010 (min. 275 PA).

🔥 Batting .261 (83-for-318) with a .369 OBP in 374 career plate appearances against right-handed pitching.

🔥 Connected for a grand slam on his 1st pitch seen in the major leagues vs. PHI on 6/12/10 off Joe Blanton, becoming the 2nd major leaguer ever to do that, also Kevin Kouzmanoff (9/2/06 at TEX with CLE).

🔥 Has hit .306 (421-for-1,374) with a .403 OBP and a .474 SLG in 373 minor league games since joining the Red Sox organization in 2008.

🔥 Undrafted, he was purchased from the Chico Outlaws of the independent Golden Baseball League on 1/17/08.

🔥 His 17 career HBP are the most by a Red Sox in his 1st 148 major league games since at least 1916.

🔥 BOS won his 1st 7 career starts batting leadoff from 6/15/10-6/7/12, the longest such win streak for a Red Sox player to begin a career since at least 1920.

🔥 Winner of 2012 Lou Gorman Award, created in 2011 and given annually to a Red Sox minor league player who has demonstrated dedication and perseverance in overcoming obstacles while working his way to the major league team.

2012: Selected to Boston on 5/10 and remained with the Red Sox for the duration of the season...Had 2 separate stints on the DL due to left wrist problems.

🔥 Played 88 games (71 starts) in his 1st major league action since his debut season in 2010...Reached base safely in 66 of 85 games with a PA overall in 2012.

🔥 Led the club with 76 games and 66 starts in left field...Ranked 2nd on the team with 79 games in the outfield overall (Cody Ross, 116)...Tallied 5 assists, all from left field, 6th most from the position in the AL...Also appeared in 4 games in right field (2 starts) and started 3 times at DH.

🔥 Was hit by a pitch a team-high 9 times, tied for 11th most in the AL.

🔥 Batted .269 (50-for-186) and ranked 9th in the AL with a .383 OBP against right-handed pitchers (min. 200 PA) compared to .185 (15-for-81) with a .280 OBP vs. lefties...Hit .280 (42-for-150) at home and .197 (23-for-117) on the road.

🔥 Belted 6 home runs after entering the season with 1 major league homer on his 6/12/10 debut...His 1st homer of the season, a 2-run shot on 5/14 vs. SEA, snapped a 60-game and 171-AB homerless drought.

🔥 Homered in back-to-back games for the 1st time in his career on 9/30 at BAL and 10/1 at NYY.

🔥 Had a pair of career-high 7-game hit streaks, including his 1st 7 games of the season from 5/10-16 (.474, 9-for-19)...Had another 7-gamer from 6/17-24 (.522, 12-for-23).

🔥 Reached safely in 22 of 25 leadoff starts in 2012 after starting as the leadoff hitter just twice before in the majors.

🔥 Started in left field in each of BOS's 1st 25 games following his 5/10 call-up (through 6/5)...During that time the club went 16-9 and he batted .296 (24-for-81) with 10 doubles, 2 homers, 16 RBI and 17 walks.

🔥 Reached base safely in 19 of 21 games in May following 5/10 call-up...Led Red Sox qualifiers with a .424 OBP in the month, 4th-best in the AL in May.

🔥 Doubled in 3 straight games, 5/28-30, the longest extra-base hit streak of his career, including a 3-run double on 5/29 off Justin Verlander to put BOS ahead 4-0.

🔥 Hit .324 (24-for-74) in 23 June games, his best career mark in any month...Tallied a career-high 4 hits on 6/20 vs. MIA and 6/1 at TOR when he had career-best 3 extra-base hits (all doubles) and tied career high with 3 runs.

🔥 Scratched prior to 6/10 game with a sore left hand and did not start again until 6/20 vs. MIA.

⚡ Missed 38 days over 2 stints on the 15-day DL with a left wrist sprain...Was placed on the DL on 8/1 (retro to 7/29) and was activated 8/21...Appeared in both BOS games before landing on the DL for the same injury on 8/25...Played in 21 of the club's last 22 tilts after coming off the DL on 9/9 (16 starts).

⚡ Reached safely in each of his last 10 starts beginning 9/21 (.286, 10-for-35, 4 BB, HBP)...In that time, 5 of his 10 hits went for extra bases (3 2B, 2 HR).

⚡ Started the year with 27 games for Triple-A Pawtucket, where he hit .316 (30-for-95) with 7 doubles, a triple, 3 homers, 17 RBI, 19 runs, 14 walks, and a stolen base...Prior to his call-up, ranked among International League leaders in OBP (T-6th, .421) and OPS (8th, .926).

2011: Spent entire season with Triple-A Pawtucket, leading the team with 69 runs while topping club qualifiers with a .372 OBP...Finished 3rd in the International League with 70 walks.

⚡ Ranked 2nd on the team with 121 games played and 441 at-bats...Appeared in 94 contests in left field and 4 times in right field.

⚡ Was designated for assignment by BOS on 5/20 and rejoined the PawSox on 5/26 after being outrighted from the 40-man roster.

⚡ Posted an International League-best 34-game on-base streak from 5/26-7/5, during which he went 44-for-125 (.352) with 9 doubles and 3 homers.

⚡ During that time, hit safely in 17 straight home games from 5/29-7/1, the longest home hit streak of the season in the International League, batting at a .397 clip (27-for-68) with 5 doubles and 3 homers in those contests.

⚡ Tallied multiple hits in 5 straight tilts from 6/12-17, going 10-for-21 (.476) in that stretch.

⚡ Hit .326 (33-for-101) with 9 doubles, a triple, and 7 homers over his last 30 games beginning 8/5.

⚡ Went 2-for-10 (.200) with a double, an RBI, a walk, and 2 walks in 3 playoff games for the PawSox.

2010: Played 60 games over 3 stints with BOS in his 1st career major league action.

⚡ Was selected to BOS's ML roster on 6/12 and debuted that day vs. PHI...Became the 3rd player in modern major league history (since 1900) to hit a grand slam in his 1st big league plate appearance, joining Jeremy Hermida (8/31/05 vs. STL with FLA) and Kevin Kouzmanoff (9/2/06 at TEX with CLE)...PHI's Bill Duggleby also did it against the New York Giants on 4/21/1898...Joined Kouzmanoff as the only 2 players in major league history to accomplish the feat on the 1st pitch they saw in the big leagues.

⚡ Became the 10th player to go deep in his 1st plate appearance with the Red Sox and the 2nd to do it in 2010 (also Darnell McDonald, 4/20 vs. TEX)...Joined Rip Repulski (5/10/60 vs. CWS) as the only players ever to hit a grand slam in their 1st plate appearance with the club.

⚡ His 4 RBI on 6/12 tied for the most ever by a Red Sox player in his 1st major league contest, matching Merrill Combs who knocked in 4 on 9/12/47 vs. CLE...Also doubled in that game, becoming the 1st player in major league history to have 2 extra-base hits, including a grand slam, in his big league debut.

⚡ Started 44 games, all in left field, and did not commit an error in 67 chances...Collected 2 outfield assists, 1 of 9 AL rookies with multiple OF assists.

⚡ Reached safely in 42 of his 58 major league tilts with a plate appearance, including 4 of his 12 PA as a pinch hitter (.200, 2-for-10, 1 BB, 1 HBP, 2 RBI).

⚡ Finished tied for 7th among AL rookie leaders with 14 doubles and 9th with 26 RBI.

⚡ Reached base in each of his 1st 12 major league games, 6/12-25, the longest streak by a Red Sox player to begin his Big League career since Mo Vaughn's 12-gamer from 6/27-7/11/91.

⚡ Became the 5th Sox player since 1920 with both 12 extra-base hits and 16 RBI over his 1st 23 career major league games, joining Sam Horn in 1987 (20 RBI, 14 XBH), George Scott in 1966 (16 XBH, 23 RBI), Bob Tillman in 1962 (12 XBH, 18 RBI) and Ted Williams in 1939 (12 XBH, 23 RBI).

⚡ Appeared in 29 games (25 starts) in his 1st stint with BOS from 6/12-7/21 and hit .286 (26-for-91) with 1 home run and 16 RBI...Made 1 appearance as a pinch-hitter and stayed in the game in left field in his 2nd call-up from 8/2-3, going 1-for-2 at the plate...Returned for the balance of the season on 8/17, appearing in 30 games (19 starts) and hitting .176 (12-for-68) with 10 RBI.

⚡ Started both ends of a doubleheader on 10/2 vs. NYY and reached base in 5 of his 10 plate appearances, including a career-high 4 times on base (2 hits and 2 HBP) in GM 2.

⚡ Was leading the Triple-A PawSox with a .294 AVG (58-for-197), 58 hits, 13 doubles (tied), 8 HR, 38 RBI, 28 runs, .364 OBP, .492 SLG, and 97 total bases in 54 games at time of his original selection to the ML roster on 6/12.

⚡ Hit .289 (82-for-284) in 77 games overall with Pawtucket, with 16 doubles, 1 triple, 10 home runs, 48 RBI, 41 runs scored and 4 stolen bases.

2009: Led Red Sox farmhands with a .352 AVG (80-for-227) and a .458 OBP in 61 games between High-A Salem and Double-A Portland.

⚡ Did not qualify for season leaders after missing over 2 months to start the season...Reinstated with Salem on 6/11 but played just 6 games before another DL stint from 6/19-7/9.

- 🔥 Combined to reach safely in his 1st 17 contests with the Salem Sox...Ranked 2nd in the Carolina League with a .347 clip in July (26-for-75).
- 🔥 Promoted to Double-A Portland on 8/5 and reached safely via hit or walk in 31 of 32 tilts with the Sea Dogs in his 1st Double-A experience...Led the Eastern League with a .479 OBP beginning on his 8/5 transfer to Portland.
- 🔥 Drew 25 walks compared to just 12 strikeouts while batting .364 (43-for-118) with 4 homers and 23 RBI in Double-A action.
- 🔥 Hit .382 (34-for-89) in August, the 3rd-best mark in the EL...Named Red Sox Minor League Offensive Player of the Month for August/September.

2008: Won the California League batting title and led Red Sox minor leaguers with a .341 AVG (110-for-323) at Single-A Lancaster in his organizational debut.

- 🔥 Had his contract purchased from the Chico Outlaws of the independent Golden Baseball League on 1/17.
- 🔥 Also led the Red Sox farm system and ranked 2nd in the league in OBP (.424)...Paced the circuit and ranked 2nd among Red Sox minor leaguers in OPS (.948)...Finished 5th in the league in SLG (.523).
- 🔥 Hit .257 (9-for-35) in 9 playoff games with a club-best 7 runs.
- 🔥 Ranked 3rd on the JetHawks with 110 hits despite missing from 8/12-29 on the DL.
- 🔥 Hit 2 of Lancaster's franchise-record 7 homers on 5/8 vs. High Desert...Also connected for a pair of shots on 7/20 at High Desert.
- 🔥 Hit .418 in May, .338 in June, .347 in July and .340 in August/September.

2007: Selected as the Golden Baseball League MVP after leading the Chico Outlaws to the league championship.

- 🔥 Was named top independent league prospect by *Baseball America*.
- 🔥 Finished 2nd in the circuit's history in batting (.371)...Also ranked among GBL leaders in SLG (2nd, .625), total bases (2nd, 160), extra-base hits (T-2nd, 38), walks (3rd, 48), runs (3rd, 70), RBI (T-4th, 59) and homers (T-5th, 12).
- 🔥 Was named the Golden League's Player of the Month for June.

PERSONAL

- 🔥 Married to Rachel.
- 🔥 Led the West Coast Conference in AVG (.395) and OBP (.495), and posted a 1.000 fielding percentage in 54 games in his only season with Santa Clara (CA) University as a senior in 2006.
- 🔥 Hit over .400 in 2 seasons at the College of San Mateo from 2004-05.
- 🔥 Graduated from St. Francis (CA) High School.

IN THE COMMUNITY

Daniel attended the Red Sox caravan in January, meeting fans while visiting sites around Boston, including stops at the Jimmy Fund, Children's Hospital Boston, and Shriners Hospital...Along with Andrew Miller, he visited Boston's Mather Elementary and hosted a youth baseball clinic at Roxbury's Vine Street Community Center...At the end of that week, joined Will Middlebrooks at "Red Sox Kid Nation Winterfest," where he provided hitting lessons to children in attendance...While with the Red Sox during the 2012 season, visited the JFK Library where he read to children, met with Jimmy Fund patients during their trip to Chicago, participated in the Healthy Kids Summit, spoke to inner-city children as part of the Sox Talks program, and attended the Red Sox Foundation's Picnic in the Park...In 2010, attended a BoSox Club Luncheon, took part in a fan/player photo session, and greeted fans at the gates during a home game in September.

DANIEL NAVA'S CAREER RECORD

YEAR	CLUB	AVG.	G	AB	R	H	2B	3B	HR	RBI	SH	SF	HB	BB	SO	SB	CS	E
2007	Chico	.371	72	256	70	95	23	3	12	59	0	4	6	48	42	18	2	5
2008	Lancaster	.341	85	323	54	110	27	1	10	59	2	4	7	43	70	4	3	5
2009	Salem	.339	29	109	18	37	12	1	1	13	1	1	1	18	21	0	2	2
	Portland	.364	32	118	25	43	10	1	4	23	0	0	1	25	12	0	0	2
2010	Pawtucket	.289	77	284	41	82	16	1	10	48	0	2	11	28	64	4	2	1
	BOSTON	.242	60	161	23	39	14	1	1	26	0	0	8	19	46	1	1	0
2011	Pawtucket	.268	121	441	69	118	27	2	10	48	1	4	6	70	88	10	3	1
2012	Pawtucket	.313	29	99	20	31	7	1	4	18	0	1	4	16	15	1	1	0
	BOSTON	.243	88	267	38	65	21	0	6	33	2	2	9	37	63	3	0	2
Major League Totals		.243	148	428	61	104	35	1	7	59	2	2	17	56	109	4	1	2
Minor League Totals		.306	373	1374	227	421	99	7	39	209	4	12	30	200	270	19	11	11
Red Sox Totals		.243	148	428	61	104	35	1	7	59	2	2	17	56	109	4	1	2

2008 Signed by the Boston Red Sox as a non-drafted free agent on 1/17

ADDITIONAL BATTING STATISTICS

YEAR	CLUB	OBP	SLG	OPS	TB	GDP
2010	BOSTON	.351	.360	.711	58	5
2012	BOSTON	.352	.390	.742	104	5
Major League Totals		.352	.379	.730	162	10

CAREER FIELDING RECORD

YEAR	CLUB	POS	PCT.	G	GS	PO	A	E	TC	DP
2010	BOSTON	OF	1.000	54	44	65	2	0	67	0
2012	BOSTON	OF	.983	79	68	111	5	2	118	0
Career Totals		OF	.989	133	112	176	7	2	185	0

SINGLE-GAME HIGHS

HITS 4, 2 times, last 6/20/12 vs. MIA
DOUBLES 3, 6/1/12 at TOR
HOME RUNS 1, 7 times, last 10/1/12 at NYY
RBI 4, 6/12/10 vs. PHI
RUNS SCORED 3, 2 times, last 6/1/12 at TOR
WALKS 2, 11 times, last 9/22/12 vs. BAL
STRIKEOUTS 3, 5 times, last 9/15/12 at TOR
STOLEN BASES 1, 4 times, last 6/17/12 at CHC
HITTING STREAK 7, 2 times, last 6/17/12-6/24/12
EJECTIONS None

HOME RUN NOTES

MULTI-HOME RUN GAMES (0)
LEADOFF HOME RUNS (0)
GRAND SLAMS (1)
 6/12/10 vs. PHI off Joe Blanton
PINCH-HIT HOME RUNS (0)
EXTRA-INNING HOME RUNS (0)
GAME-ENDING HOME RUNS (0)
INSIDE-THE-PARK HOME RUNS (0)



Wally the Green Monster, Daniel Nava, and Andrew Miller visited Boston's Mather Elementary, America's 1st public elementary school

FULL NAME: David Americo Ortiz**BATS:** Left **THROWS:** Left **HEIGHT:** 6-4 **WEIGHT:** 230**OPENING DAY AGE:** 37**BORN:** November 18, 1975 in Santo Domingo, DR**RESIDES:** Santo Domingo, DR**MAJOR LEAGUE SERVICE:** 14 years, 48 days**ACQUIRED:** Signed as a free agent on January 22, 2003**SIGNED BY:** Ramon De Los Santos (Mariners)**CONTRACT STATUS:** Signed through 2014**CAREER HIGHLIGHTS**

Is an 8-time American League All-Star, earning the honor in 5 straight campaigns from 2004-08 and in each of the last 3 seasons, 2010-12...Is tied with Derek Jeter for the most All-Star selections since 2004...Elected to start 4 years in a row from 2005-08 (did not play in 2008 due to injury) and again in 2011 and 2012...5 selections have come as a DH (2005, 2008, 2010-12) and 3 at 1st base (2004, 2006-07)...His 4 fan-voted selections as DH are a record...Has competed in the Home Run Derby 5 times, winning in 2010...Also served as captain of the victorious AL squad for the 2011 Derby.

Won the Edgar Martinez Outstanding Designated Hitter Award 6 times, including 5 consecutive from 2003-07 and for the 2011 season...Passed Martinez (1995, 1997-98, 2000-01) for the most awards since its 1973 inception.

Named as the DH on the AL Silver Slugger team on 5 occasions, with 4 straight from 2004-07 and again in 2011...Marks the most such honors at the position, passing Edgar Martinez and Paul Molitor, who each won it 4 times each.

Tabbed by *The Sporting News* as the designated hitter of the decade in a poll released in 2009...Chosen as AL's DH on *TSN's* post-season all-star team in each of 4 years from 2004-07 and in 2011.

Garnered 3 consecutive Thomas A. Yawkey Awards as the Red Sox MVP from 2004-06 in a vote of Boston BBWAA members...Joins Mo Vaughn (4, 1993-96) and Roger Clemens (3, 1990-92) as the only players to receive the Yawkey Award in as many as 3 straight seasons.

Was the only player to rank among the top 5 in the BBWAA AL MVP voting between 2003-07: 2003, 5th; 2004, 4th; 2005, 2nd; 2006, 3rd; and 2007, 4th.

Won the 2005 American League Hank Aaron Award, given to the top offensive performers in each league, and the 2006 Josh Gibson Award, presented by the National Negro Leagues Museum to each league's home run champion.

Received the prestigious Roberto Clemente Award in 2011...Presented annually, the award recognizes the major league player who best represents the game of baseball through positive contributions on and off the field...Became the 2nd Red Sox to receive the national honor (Tim Wakefield, 2010)...Was also given the 2011 Tim Wakefield Award for community service from the Boston Baseball Writers.

Named to the starting lineup as the DH on the All-Fenway Park Team during pregame ceremonies on 9/26/12.

Ranks 50th on the all-time home run list with 401 career long balls, 8th among active players...1 of 6 active players with at least 400 HR and 1,300 RBI.

Owns all-time record for homers and RBI as a designated hitter with 353 and 1,147 respectively...Passed Frank Thomas (269) for the HR mark in 2009 and Edgar Martinez (1,003) for the RBI record in 2011...Leads all DH's with at least 2,400 plate appearances with a .557 SLG, and also tops DH's with 974 runs, 410 doubles, 778 extra-base hits, and 3,101 total bases...Is 2nd with 1,494 games and 5,567 at-bats, 3rd with 876 walks and 1,602 hits, and 4th with 15 triples at the position.

No other player in major league history has totaled both as many doubles (374) and home runs (343) as Ortiz during his age 27-36 seasons (2003-12)...Is 1 of 2 big leaguers, along with Carlos Delgado, with at least 26 doubles and 23 home runs in all 10 seasons from age 27-36.

His 730 extra-base hits with Boston rank 7th all-time during a player's age 27-36 campaigns after Babe Ruth (811), Stan Musial (793), Lou Gehrig (766), Barry Bonds (764), Willie Mays (736), and Carlos Delgado (733).

ALL-TIME LEADERS AS DESIGNATED HITTER**HOME RUNS**

RK	PLAYER	HR
1.	David Ortiz	353
2.	Frank Thomas	269
3.	Edgar Martinez	243
4.	Harold Baines	235
5.	Don Baylor	219

RBI

RK	PLAYER	RBI
1.	David Ortiz	1,147
2.	Edgar Martinez	1,003
3.	Harold Baines	978
4.	Frank Thomas	881
5.	Hal McRae	808

ORTIZ

Owns career averages of 35 home runs and 117 RBI per 162 games played...Only 12 other players have averaged at least as many home runs and RBI in their 1st 16 ML seasons (min. 1,000 G).

His 162-game averages of 41 homers and 129 RBI as a Red Sox are the best in club history among players with at least 10 seasons with the team...Marks the highest RBI average among major leaguers who have appeared in all 10 seasons since 2003...Only Albert Pujols (43) has averaged more homers per 162 games.

Ranks among all-time Red Sox leaders in homers (5th, 343), RBI (6th, 1,088), extra-base hits (5th, 730), doubles (6th, 374), walks (6th, 825), total bases (6th, 2,899), hits (9th, 1,470), and runs (9th, 909)...Is 4th in team history (min. 3,000 PA) with a .573 SLG and .962 OPS, trailing Ted Williams (.634/1.116), Jimmie Foxx (.605/1.034), and Manny Ramirez (.588/.999) in both categories...Has averaged 14.8 at-bats per home run as a Red Sox, behind only Manny Ramirez (14.4) in club history.

His 164 career shots at Fenway Park are 5th most all-time at the ballpark behind Ted Williams (248), Carl Yastrzemski (237), Jim Rice (208), and Dwight Evans (199).

Has homered at least 20 times in each of the last 11 seasons beginning in 2002, 1 of 3 major leaguers to accomplish that feat along with Albert Pujols and Alfonso Soriano...10 of those campaigns have come with BOS, 4th-most as a Red Sox after Ted Williams (16), Dwight Evans (11), and Jim Rice (11).

Hit at least 25 homers 8 times, all with the Sox...Marks the 2nd-most, 25-homer campaigns in club history behind Ted Williams (14)...His 6 career, 30-homer seasons are tied with Manny Ramirez for 2nd in club history after Ted Williams (8)...Recorded 5 straight 30-homer seasons from 2003-07, matching Jimmie Foxx (1936-40) for the 2nd-longest streak in Red Sox history behind Manny Ramirez (6, 2001-06).

Also has 6 seasons with at least 100 RBI, all with BOS, tied for 3rd most in club history (also Bobby Doerr, Jimmie Foxx, and Manny Ramirez) behind Ted Williams (9) and Jim Rice (8).

With 30-plus homers and 100-plus RBI in 5 straight seasons from 2003-07, became the 9th left-handed hitter in major league history to accomplish that feat...Is 1 of 2 Red Sox players to ever do it, joining Manny Ramirez (6, 2001-06) and Jimmie Foxx (1936-40).

Owns 6 career campaigns with at least 30 homers and 100 RBI, all since 2003, tied for 2nd most in the AL in that time with Mark Teixeira after Alex Rodriguez (8)...Tied with Adam Dunn and Ryan Howard for the most such seasons among all left-handed hitters in the majors since 2003.

Has registered 5 career seasons with at least 30 homers as a DH, an all-time record...Frank Thomas and Jim Thome are 2nd on that list at 3...5 seasons with 100+ RBI as a DH match Edgar Martinez's all-time mark.

Is tied with Ted Williams for the club record with 37 multi-homer games with BOS...That total leads the AL and ranks 2nd to Albert Pujols (42) among major leaguers in the 10-year stretch since 2003.

Hit his 400th career homer on 7/4/12 at OAK, becoming the 49th player ever to reach the mark and the 6th to do it as a Red Sox, 1st since Manny Ramirez in 2005...Hit 400th home run in his 1,823rd career big league game, the 29th-fewest games to reach the mark...Took 630 games to reach 100 home runs, then just 338 more to get to 200...Went another 411 games to reach 300 home runs, and 444 more to reach 400.

Ranks tied for 8th all-time with 10 career walk-off home runs, tied for 2nd among active players with Albert Pujols behind Jim Thome (13)...Has 9 with the Red Sox, the most in club history...Passed Jimmie Foxx (8) for that mark on 8/26/09...Overall has 18 regular-season, walk-off hits in his career, tops among active players...Has 15 with BOS and also had 3 walk-off hits, including 2 home runs, in the Sox 2004 postseason run.

ALL-TIME MAJOR LEAGUE WALK-OFF HOME RUN LEADERS

RK	PLAYER	WALK-OFF HR
1.	Jim Thome*	13
2.	Jimmie Foxx	12
	Mickey Mantle	12
	Stan Musial	12
	Frank Robinson	12
	Babe Ruth	12
7.	Tony Perez	11
8.	Dick Allen	10
	Harold Baines	10
	Barry Bonds	10
	Reggie Jackson	10
	David Ortiz*	10
	Albert Pujols*	10
	Mike Schmidt	10
	Sammy Sosa	10

* Active



Has 11 career grand slams and 10 with BOS, the 2nd-highest total in club history behind only Ted Williams (17)...Of his 11 slams, 10 have come at Fenway Park (1 with Minnesota), the most all-time at the ballpark...According to Elias, is the 3rd player ever to hit 10 grand slams at a single venue, joining Willie McCovey (11 at Candlestick Park) and Lou Gehrig (11 at Yankee Stadium).

Of his 1,863 career hits, 48.3 percent (899) have gone for extra bases, trailing only Adam Dunn (50.4%) and Mark Reynolds (48.6%) among active major leaguers with at least 200 XBH.

With 49 extra-base hits in 2012, fell 1 shy of his 11th straight 50-XBH campaign...Joins Albert Pujols as the only major leaguers with at least 47 extra-base hits in all 11 years since 2002...Had 9 straight 50 extra-base hit campaigns with BOS from 2003-11, tied with Bobby Doerr for 5th-most in club history behind Ted Williams (15), Jim Rice (11), Carl Yastrzemski (11), and Dwight Evans (10).

Since joining the Red Sox prior to the 2003 season, leads the AL and ranks 4th in the majors with 1,088 RBI...Ranks 2nd to Albert Pujols (831 XBH, .612 SLG) with 730 extra-base hits and a .573 SLG in that span and trails only Ryan Howard (4.4 AB/RBI) with an average 4.6 at-bats per RBI...Also among ML leaders since 2003 in go-ahead RBI (3rd, 258), game-winning RBI (3rd, 134), OPS (4th, .962), homers (4th, 343), total bases (5th, 2,899), home run ratio (5th, 14.8 AB/HR), and walks (6th, 825).

Had 142 homers from 2004-06, most in 3-season span in Sox team history...Joined Manny Ramirez (2001, 2004-05) and Carl Yastrzemski (1967, 1969-70) as only Boston players to have 3 seasons with 40-plus homers.

Led the AL with a club-record 54 homers in 2006...Eclipsed Sox mark of 50 set by Jimmie Foxx in 1938...Also tied Babe Ruth's 1927 AL record with 32 road homers that year...Collected an AL-best (T-2nd in the ML) 137 RBI that year, becoming 1st BOS player to lead the AL in both HR and RBI in the same season since Tony Armas in 1984.

With AL-highs in RBI in both 2005 (148) and 2006, was the 1st to lead league in RBI in consecutive seasons since CLE's Albert Belle in 1995 (126-tied with Mo Vaughn) and 1996 (148)...Last Red Sox player to do it was Jackie Jensen in 1958 (122) and 1959 (112).

Topped AL in walks in consecutive years in 2006 (119) and 2007 (111), the 1st Red Sox player to do that since Ted Williams in 4 straight seasons from 1946-49...Paced the majors with a .445 OBP in 2007.

Was 1 of 8 major leaguers to notch at least 30 doubles in each of 5 seasons from 2007-11, along with Miguel Cabrera, Robinson Cano, Andre Ethier, Matt Holliday, Raul Ibanez, Nick Markakis, and Michael Young.

Has connected for 19 home runs in 169 at-bats as a 1st baseman since 2005 for an average of 8.89 AB/HR, tops at the position in the majors in that span (min. 100 PA at 1st base).

Has a .283 AVG (69-for-244) with 12 HR and 47 RBI in 66 career playoff games with MIN and BOS...Tied with Chipper Jones and Albert Pujols for 5th all-time with 18 postseason doubles and tied with Jones for 7th in RBI...Is Red Sox career leader in playoff runs (39), hits (61), doubles (15), homers (12), RBI (43), total bases (116), and walks (41)...Also ranks among Sox qualifiers (min. 75 PA) in OBP (4th, .400), SLG (6th, .540), and OPS (6th, .940).

Has 2 World Series rings with BOS from the 2004 and 2007 championships.

En route to the 2004 title, hit .400 (22-for-55) with 5 homers and 19 RBI in 14 playoff games...RBI total tied Sandy Alomar, Jr. in 1997 and Scott Spiezio in 2002 for a then-most ever in a single postseason (passed by STL's David Freese with 21 in 2011)...Had 3 walk-off hits, most ever for a player in a single postseason and 1 more than previous postseason career-best for an individual...Ended the ALDS vs. ANA with a 2-run, walk-off, 10th-inning homer off Jarrod Washburn in Game 3 on 10/8 at Fenway Park.

Named MVP of 2004 ALCS with a .387 clip (12-for-31), 3 homers, and 11 RBI in 7 games vs. NYY...Won Games 4 and 5 with walk-off hits – a 12th-inning homer off Paul Quantrill in Game 4 on 10/17 and a 14th-inning single off Esteban Loaiza the following night...Also homered off Tom Gordon in Game 5 and Kevin Brown in Game 7.

Hit .308 (4-for-13) with a homer and 4 RBI in 4-game sweep of STL in the 2004 World Series...Became 28th player to homer in 1st Series at-bat with 3-run blast off Woody Williams in 1st inning on 10/23, the 2nd Red Sox player to accomplish that feat (Jose Santiago, 10/4/67).

In 2007 playoffs, logged the highest AVG (.714), OBP (.846), and SLG (1.571) ever in a Division Series (min. 10 PA) with the most walks (6) ever in a 3-game DS and tied for the most homers (2) in an ALDS of 3 games.

2012: Led the majors with a .611 SLG (min. 350 PA) in his 8th All-Star campaign...Was limited to just 90 games due to injury, his fewest since 2001 (89 with MIN).

Also led the AL (min. 350 PA) with a 1.026 OPS (2nd in ML)...Was 2nd among AL players in OBP (.415), just shy of MIN's Joe Mauer (.416)...Hit .318 (103-for-324) with 60 RBI and 56 walks...Among major leaguers with less than 400 PA, ranked 1st with 65 runs and 49 extra-base hits (26 2B, 23 HR)...Became 2nd big leaguer ever to record 65 runs and 49 XBH in a season under 400 PA (also TEX's Ivan Rodriguez in 2000 with 66 R, 58 XBH).

Missed 71 of the club's last 72 games with 2 stints on the 15-day DL due to a right Achilles strain...1st went on the DL on 7/18 (retro to 7/17)...Activated on 8/24 and played 1 game that night vs. KC (2-for-4, 2B, 2 RBI) before a season-ending DL stint beginning 8/27 (retro to 8/25).

At the time of 1st DL stint, was leading the AL with a 1.024 OPS (3rd in ML) and 157 times on base (3rd in ML) and was tied for the ML lead with 65 runs...Also ranked among AL leaders in AVG (9th, .316), home AVG (1st, .355), extra-base hits (2nd, 48), SLG (3rd, .609), OBP (2nd, .414), homers (7th, 23), doubles (8th, 25), RBI (T-10th, 58), walks (T-4th, 56), and total bases (3rd, 195)...Was tied with Votto for the ML lead with 13 IBB.

At the time of DL retro date, was leading left-handed major leaguers in home runs (9), extra-base hits (17), total bases (73), SLG (.603) and OPS (.976) against southpaws.

Played in 89 of the club's 90 games before going on the DL on 7/17...Reached base safely in 78 of 90 games overall...Failed to reach just 10 times in his 88 starts (81 at DH, 7 at 1B).

BOS went 46-44 (.511) when he appeared in a game and 23-49 (.319) otherwise...The Sox were 2nd in the majors in runs per game before his injury (5.00, 450 R/90 G) and 22nd afterwards (3.94, 284 R/72 G).

The club was 17-4 (.810) when he went deep, the 4th-best such mark of the year among American Leaguers with at least 20 homers...BOS went 26-11 (.703) when he drove in a run.

Voted by the fans as AL starter at DH in the All-Star Game, 7/10 in KC...Went 1-for-2, playing the 1st 6 innings.

His 1.013 OPS at the break was a career 1st-half best...His .607 SLG was 2nd-best before the break (.609 in 2006) and his 22 homers were his most at the break since 2006 (31)...Was tied for the AL lead with 47 extra-base hits in the 1st half, his most since 2004 (56).

Batted .317 (63-for-199) with a .613 SLG against right-handers and hit .320 (40-for-125) with a .608 SLG against left-handers...Batted .320 both as a DH (95-for-297) and as a 1st baseman (8-for-25)...Was the only Major Leaguer with a SLG of at least .600 against both LHP and RHP (min. 125 PA vs. each) and the 1st left-handed hitter to do that since he and CLE's Travis Hafner in 2006.

Led the majors with a .706 SLG and a 1.169 OPS at home (min. 150 PA), both of which were the best marks in a season at Fenway Park since Fred Lynn (.798) and Jim Rice (.728) in 1979 (min. 150 PA).

Led the AL in AVG (.381), OBP (.441), and SLG (.821) when leading off an inning...Topped the majors with a 1.262 OPS in that situation, best by a Red Sox since Cecil Cooper in 1975 (1.300).

Had an AL-leading .390 AVG (46-for-118) while pacing the majors with a .814 SLG and 1.265 OPS with no outs (min. 100 PA)...Was the best SLG and OPS by a Red Sox with none out since (min. 100 PA).

Hit 3 homers in 7 games at 1st base...Had 52.0 innings in the field, his most since 2006 (68.0).

Hit his 400th career homer on 7/4 at OAK off A.J. Griffin, becoming the 49th player ever to reach the mark and the 8th active major leaguer to do it (Adam Dunn followed on 8/18)...Was the 6th player to hit his 400th homer as a Red Sox, 1st since Manny Ramirez on 5/15/05 at SEA.

Matched single-game career high for the 38th and 39th times with 2 homers on 4/30 vs. OAK and 6/25 vs. TOR...On 4/30 recorded 1st career multi-homer tilt with both shots coming off lefties (Tommy Milone).

Hit his 11th career grand slam on 6/20 vs. MIA...Was his 10th as a member of the Red Sox, moving past Rico Petrocelli (9) and into sole possession of 2nd place on the club's all-time list after Ted Williams (17).

Hit safely in each of his last 12 games of the season beginning 7/2, his longest hit streak of the season...Went 17-for-39 (.436) with 2 walks, 2 homers, 6 RBI and 13 walks in that stretch...Was the 2nd-longest active hitting streak for an AL player at the end of the season (CLE's Shin-Soo Choo, 13 games).

Did not draw a walk in his return from the DL on 8/24, snapping a club-record 10-game streak with both a hit and a walk from 7/3-16...Matched the longest such streak in the live ball era (since 1920), according to Elias...In that time, the only other players to record a 10-game streak of that type are Jimmie Foxx (1932), Eddie Stanky (twice, 1948 and 1950), Bobby Murcer (1975) and Victor Martinez (2006).

Set career bests for April in hits (34) and AVG (.405), the 1st Red Sox qualifier to bat .400 in April since Manny Ramirez in 2001 (.408).

On 4/14 (4 hits) and 4/15 (3) vs. TB, notched his 1st back-to-back tilts with at least 3 hits since 3 straight contests from 9/26-28/07...Over those 2 games, hit safely in 7 consecutive PA for the 3rd time in his career, 1st since 9/26-27/07...Went 4-for-5 with a double, homer, 5 RBI and 2 runs on 4/14 vs. TB, his 3rd career game with at least 4 hits and 5 RBI (also 8/12/05 vs. CWS and 7/26/11 vs. KC).

Reached base 5 times on both 4/21 vs. NYY (4-for-4, R, 2B, RBI, BB) and 5/7 at KC (3-for-4, 3 R, HR, RBI, 2 IBB)...The only other AL player to reach at least 5 times in a game twice in 2012 without the benefit of extra innings was NYY's Robinson Cano (twice).

Led the team with 9 homers in June, tied for 4th-most in the majors and his most in a June since 2004 (10)...Tied for the ML lead with 8 shots in a 15-game stretch from 6/10-27...Homered in 3 straight tilts from 6/17-20 for the 1st time since 9/23-25/09.

Scored a season-high 4 runs 6/27 vs. TOR, matching his career-high for the 5th time, 1st since 8/12/08 vs. TEX.

Led AL qualifiers with a .395 AVG a .547 OBP in July (min. 50 PA)...Drew the 1,000th walk of his career on 7/4, the same day he hit his 400th career home run.

PLAYERS WHO HIT 400TH ML HOME RUN AS A RED SOX

PLAYER	GAME
David Ortiz	7/4/2012 at OAK
Manny Ramirez	5/15/2005 at SEA
Andre Dawson	4/15/1993 vs. CLE
Carl Yastrzemski	7/24/1979 vs. OAK
Ted Williams	7/17/1956 vs. KCA (G2)
Jimmie Foxx	6/27/1938 at CLE

2011: Won 6th Edgar Martinez Outstanding Designated Hitter Award and 5th Silver Slugger at DH...Selected an All-Star for 7th time and received the national Roberto Clemente Award.

Received 73 1st-place votes out of 84 ballots cast to garner the Edgar Martinez Outstanding DH Award...His 6 such awards passed Martinez (1995, 1997-98, 2000-01) for most Outstanding DH honors since it started in 1973.

With 5th Silver Slugger Award at DH, moved past Edgar Martinez and Paul Molitor for the most ever at the position...Also named the DH on *The Sporting News's* AL All-Star squad after the season.

Recognized for positive contributions on and off the field with the prestigious Roberto Clemente Award, presented in an on-field ceremony prior to Game 2 of the World Series in STL...Also received the Tim Wakefield Community Service Award from the Boston Chapter of the BBWAA.

162 hits, 70 XBH, 40 doubles, .309 AVG, .398 OBP, .554 SLG, and .953 OPS were all his best marks since 2007.

Finished among AL leaders in AVG (6th, .309), SLG (4th, .554), OBP (4th, .398), OPS (4th, .953), multi-hit games (9th, 51), extra-base hits (T-9th, 70), walks (T-9th, 78), intentional walks (8th, 12), home AVG (4th, .342), and AVG vs. LHP (8th, .329).

Among designated hitters with 100 at-bats, finished 1st in homers (28), RBI (94), runs (82), walks (76), total bases (287) and SLG pct. (.561) at the position...Tied for 1st among that group in doubles (40), 2nd in OBP (.403), and 3rd in hits (161) and AVG (.314).

29 home runs were 2nd-most on the team (Jacoby Ellsbury, 32) and tied for 13th in the AL...Marked 8th season with at least 25 homers, all with BOS...Passed Jim Rice (7 seasons) for the 2nd-most 25-homer campaigns ever for a Red Sox batter behind only Ted Williams (14).

Hit at least 20 homers for the 10th straight year since 2002, including 9 with BOS...Moved past Manny Ramirez and Carl Yastrzemski (8 each) for 4th-most 20-homer seasons as a Red Sox after Ted Williams (16), Dwight Evans (11) and Jim Rice (11).

Voted by the fans as the AL's starter at DH for the All-Star Game on 7/12 in ARI (went 0-for-2 in the game)...Marked 7th All-Star selection, 5th nod as a starter...Received 6,324,793 votes, 4th-most in the majors...Also served as captain of the victorious AL squad for the Home Run Derby, his 5th career Derby.

Had a career-high tying 4 hits 3 times: 7/26 vs. KC, 8/8 at MIN and 9/6 at TOR...Collected a season-high 5 RBI on 7/26, most since he drove in 6 on 8/12/08 vs. TEX and 8th career game with at least 5 RBI...Set a career single-game mark with 3 doubles on 7/26.

Homered in each of Sox 1st 2 tilts, 4/1-2 at TEX, 1st time he has ever gone deep in his 1st 2 tilts of any season.

With 3 RBI on 4/2 vs. TEX, reached 1,004 as a DH...Moved past Edgar Martinez (1,003) for most RBI ever at DH.

Recorded 38 hits in May, tying his career high for a single month (also June 2004)...The 38 knocks tied for 2nd-most in the AL with teammate Jacoby Ellsbury, behind only teammate Adrian Gonzalez (42)...Also tied for 2nd in the AL with 10 homers in the month and hit a team-best .342 (min. 50 PA), 9th in the AL.

Tallied a 14-game home hit streak, 5/19-6/20, batting .491 (27-for-55) with 9 doubles, 4 homers, 13 RBI and 14 runs...Was 1 shy of his longest career stretch at Fenway Park behind a 15-gamer, 7/4-8/13/07...Multi-hits in 5 straight home games from 5/22-6/3 (10-for-18, .556), the longest such streak of his career at Fenway Park...Matched the 5-game multi-hit home stretch from 8/7-30 (12-for-20, .600).

Knocked 300th home run as a Red Sox on 5/21 vs. CHC...Became the 5th player ever to reach that mark with Boston, along with Ted Williams (521), Carl Yastrzemski (452), Jim Rice (382) and Dwight Evans (379).

Drove in the game-winning run with a pinch-hit homer off Jose Valverde in the 9th on 5/29 at DET (GM 1)...Marked his 4th career homer in the pinch, 1st since 4/27/03 at LAA, his 1st long ball as a Red Sox.

Named AL Player of the Week for 5/30-6/5, his 5th career weekly honor, 1st since 2007...Tied for the AL lead with 4 doubles, 6 extra-base hits, and 22 total bases, and was 2nd in the circuit with 12 hits (tied), a .545 AVG, 1.000 SLG, and .583 OBP during that span.

Made 2 starts at 1st base during Interleague Play, 6/29 at PHI and 7/2 at HOU.

8th-inning double on 7/4 vs. TOR snapped a career-long 0-for-23 drought at the plate.

Ejected by home-plate umpire Mike Estabrook in the bottom of the 8th inning on 7/8 vs. BAL after a benches-clearing incident, his 9th career ejection...Received a 3-game suspension for his actions in that game which was served over a 3-game series in Baltimore, 7/18-20.

Hit .304 (92-for-303) before the All-Star Game, batting over .300 at the break for the 1st time since 2007 (.314)...19 homers at the break were most since 31 in 2006.

Hit 10th career grand slam 7/27 vs. KC off Bruce Chen, his 9th with Boston, tying Rico Petrocelli for 2nd on the club's all-time list after Ted Williams (17)...Was his 9th slam at Fenway, extending his lead all-time at the ballpark.

MOST 25-HOMER SEASONS IN RED SOX HISTORY

RK	PLAYER	#SEASONS
1.	Ted Williams	14
2.	David Ortiz	8
3.	Jim Rice	7
4.	Manny Ramirez	6
	Mo Vaughn	6

With his grand slam on 7/27, reached the 1,000 RBI mark as a Red Sox...Became the 6th player in club history to reach the mark, joining Carl Yastrzemski (1,844), Ted Williams (1,839), Jim Rice (1,451), Dwight Evans (1,346) and Bobby Doerr (1,247).

With 5 RBI on 7/26 and 4 on 7/27, marked his 3rd time collecting at least 4 RBI in back-to-back games and 1st since 9/19-20/05 (4 in each).

Hit .411 (30-for-73) in August, the 2nd-highest mark in the majors during the month (min. 50 PA) behind CLE's Jack Hannahan (.420)...Was his 2nd-highest AVG in a month in which he played at least 5 games behind a .421 clip over 25 games in July 2000.

Tallied season-long 15-game hit streak from 8/7-9/1, the 2nd-longest stretch of his career behind a 19-gamer in 2002...Batted .500 (28-for-56) with 7 doubles, 7 homers, 16 RBI, 13 runs, and 9 walks over the 15 tilts.

Missed 9 games from 8/16-23 with right heel bursitis...Hit .339 (41-for-121) with 10 doubles, 5 homers, 17 RBI, 20 runs, and 20 walks in 33 games after returning to lineup on 8/24 at TEX.

2010: Tallied 6th career 30-homer, 100-RBI campaign, tying Manny Ramirez for 2nd most in club history...Named to 6th American League All-Star team.

Led the Sox with 32 homers, 102 RBI (tied with Adrian Beltre) and 82 walks...Were best marks in each category since 2007 (35 HR, 117 RBI, 111 BB).

Ranked among AL leaders in homers (T-5th, 32), RBI (T-10th, 102), walks (9th, 82), intentional walks (T-2nd, 14), extra-base hits (T-9th, 69), SLG (8th, .529), OPS (8th, .899), home run ratio (T-4th, 16.19 AB/HR), and RBI ratio (5th, 5.08 AB/RBI)...Tied TEX's Josh Hamilton for the most homers by a left-handed AL hitter.

Marked 6th career, 30-homer season, all with the Sox, tying Manny Ramirez for 2nd in club history after Ted Williams (8)...Also 6th triple-digit RBI season, tied for 3rd most in club history behind Ted Williams (9) and Jim Rice (8)...Only Ted Williams has more 30-HR, 100-RBI seasons with BOS (7).

5th year with at least 30 homers as a DH, extending his all-time record, and 5th campaign with 100+ RBI as a DH, tying Edgar Martinez for the all-time mark...Last RBI of the season, an RBI single in the 4th inning on 9/29 at CWS, was the 1,000th of his career as a DH.

Hit just 1 HR with 4 RBI in April but cracked 31 beginning 5/1, tied for 3rd in AL in that time...After April, also ranked among circuit leaders in RBI (7th, 98), walks (7th, 75), extra-base hits (T-4th, 63), and SLG (4th, .558).

Matched career high with 2 homers on 5/1 at BAL, 5/14 at DET, and 7/26 at LAA.

Named AL Player of the Month for May after hitting 10 homers, tied for 2nd in the majors and his largest total in any month since August 2006 (10)...Also finished among May AL leaders in SLG (1st, .788), OPS (1st, 1.211), RBI (T-2nd, 27), AVG (4th, .363), and total bases (T-5th, 63)...Had at least 10 homers, 25 RBI, and a .350 AVG in a month for the 2nd time in his career, also June of 2004 (10 HR, 31 RBI, .365 AVG)...Marked his 4th monthly honor (also September 2005, July 2006, and September 2007)...Jon Lester won Pitcher of the Month, the 1st pair of teammates to capture both awards in the same month since June 2006 (MIN's Joe Mauer and Johan Santana) and the 3rd pair of Red Sox teammates ever to do so, along with Dwight Evans and Mark Clear in May 1981, and Nomar Garciaparra and Pedro Martinez in May 1999.

Led the majors with 21 walks in June, tied for his most June walks ever (also 2006) and most in any month since August 2008 (25)...Ranked among June AL leaders in extra-base hits (T-6th, 13), runs (7th, 20), homers (T-7th, 6), and RBI (T-8th, 22).

Elected by Player Ballot to his 6th career All-Star Game, 3rd as a DH...Pinch-hit in the 6th and finished 1-for-2 with a single in the 7/13 exhibition at Angel Stadium.

Won the Home Run Derby on 7/12 at ANA with 32 long balls over the competition's 3 rounds, including an 11-homer total to defeat FLA's Hanley Ramirez in the final round...Became the 1st Red Sox player to win the Home Run Derby, and at 34 years and 236 days old became the oldest Derby winner since the event became a 3-round competition in 1996, passing Luis Gonzalez (33 years, 309 days in 2001).

Issued 6 intentional walks in July, 4th-most in the majors, and ranked among AL July leaders in overall walks (T-4th, 19), RBI (T-8th, 18), and HR (T-11th, 5)...Tied a career high with 3 IBB on 7/6 at TB (also 7/7/07 at DET).

Collected a pair of double-digit hit streaks (13 games from 7/22-8/4 and 11 games from 8/8-20) for the 1st time in a single season since 2005.

Hit 9th career grand slam on 7/30 vs. DET, 8th with BOS and 8th at Fenway (1 with MIN)...Became all-time grand slams leader at Fenway Park, passing Jim Rice and Ted Williams (both 7).

Hit a walk-off, 3-run double on 7/31 vs. DET, his 18th career walk-off hit.

Drove in 20 runs in 21 games from 9/5-29 and tied for 4th in the AL with 23 total RBI in September...Recorded multiple hits in 6 of his last 10 games beginning 9/22, batting at a .429 clip (15-for-35) with 2 homers, 10 RBI, and 6 walks in that time to raise his season average from .259 to .270.

MOST 30-HOMER SEASONS IN RED SOX HISTORY

RK	PLAYER	#SEASONS
1.	Ted Williams	8
2.	David Ortiz	6
	Manny Ramirez	6
4.	Jimmie Foxx	5
5.	Jim Rice	4
	Mo Vaughn	4

2009: Set all-time mark for homers by a DH, ending the season with 274 at the position.

- 🔥 The Red Sox posted a 23-4 record when he went deep.
- 🔥 Placed 4th in the AL with 43, 2-out RBI behind NYY's Mark Teixeira (46), LAA's Kendrys Morales (45), and teammate Kevin Youkilis (44).
- 🔥 Tied for 7th in the AL with 27 multi-RBI tilts, including a season-high 4 twice (7/8 vs. OAK and 9/23 at KC).
- 🔥 Saw most action from the No. 5 spot in the lineup, batting .275 (56-for-204) with 16 homers and 43 RBI in 56 games (55 GS)...Also started in the No. 3 (40), No. 4 (23), No. 6 (24), and No. 7 (2) spots...Batted 6th on 5/26 at MIN, marking his 1st start in any spot other than 3rd since 5/13/05 at SEA (4th) and 1st in the 6-hole since 5/11/04 vs. CLE.
- 🔥 Hit just .218 (84-for-386) in his 1st 106 games 4/7-8/13 but batted .290 (45-for-155) over his final 44 tilts.
- 🔥 Drew at least 1 walk in 10 straight games from 4/30-5/19, the longest streak by a Sox hitter since he did it over 11 contests from 9/2-9/13/05...His only longer stretch was a 12-gamer, 7/27-8/9/05.
- 🔥 Did not hit 1st home run until 5/20 vs. TOR, his 1st roundtripper since 9/22/08...Ended a career-high span of 149 at-bats without a homer...Tied with MIN's Michael Cuddyer, TOR's Adam Lind and NYY's Mark Teixeira for the AL lead with 28 homers from 5/20 through the end of the regular season.
- 🔥 Led the AL with 27 homers beginning 6/6 and tied LAA's Bobby Abreu and NYY's Alex Rodriguez for the league lead with 78 RBI in that time.
- 🔥 Was 3rd in the AL with a .653 SLG in June, batting .320 (24-for-75) with 7 homers and 18 RBI in that month...Finished 2nd in the league with 24 RBI in July.
- 🔥 Collected 1,000th career RBI with a 3-run homer, 6/24 at WSH.
- 🔥 Knocked 300th career home run off Luke Hochevar on 7/9 vs. KC...Became 8th player to hit his 300th HR for BOS and 4th to do so at Fenway Park, joining Ted Williams (1951), Dwight Evans (1987) and Manny Ramirez (2002).
- 🔥 Notched 1,000th hit as a member of the Red Sox with a home run on 7/11 vs. KC...Became 30th player in club history to reach that mark and the 1st to homer for No. 1,000 since Carlton Fisk on 6/1/80 vs. MIL.
- 🔥 Hit 10th career walk-off homer on 8/26 off CWS's Tony Pena to give BOS a 3-2 victory...Marked his 9th as a member of the Red Sox, passing Jimmie Foxx (8) for most in club history...Was also his 2nd HR of the game.
- 🔥 Belted 270th career home run as a designated hitter off Jose Arredondo on 9/15 vs. LAA, passing Frank Thomas (269) for the all-time lead in that category.

POSTSEASON: Started as the DH in all 3 of the Sox ALDS losses to the Angels.

2008: Appeared in just 109 games due to injuries, starting 108 as the DH...Finished 2nd on the club with 23 homers, 89 RBI, and 70 walks.

- 🔥 Did not appear in a game defensively for the 1st time in his career.
- 🔥 Homered twice in a game on 3 occasions: 5/18 vs. MIL, 8/12 vs. TEX (both in 1st inning), and 9/17 at TB.
- 🔥 Homered once in 1st 16 games through 4/17...Went deep just once in a 27-game period from 8/16-9/14, including a 19-game drought from 8/16-9/6, matching his then-longest with BOS...Had 5 homers in final 10 tilts.
- 🔥 Hit .336 (43-for-128) with RISP (13th in AL) and hit .346 (18-for-52) with 2 outs in that situation (10th in AL).
- 🔥 Finished tied for 5th in the AL with 12 intentional walks.
- 🔥 Collected 22 of 89 RBI against the Rangers, tied for the most ever in a single season for a Red Sox player vs. TEX (also Tony Conigliaro in 1970)...Had games of 6 (8/12) and 5 (4/18) RBI against TEX.
- 🔥 Was just 3-for-43 (.070) in his 1st 12 games through 4/12, the lowest mark among ML qualifiers at that point...Hit .299 (50-for-167) over his next 42 games and was at .252 when disabled on 6/1...After return on 7/25, batted .277 (57-for-206) with 10 homers and 46 RBI in final 55 games.
- 🔥 Missed time in April and May with a sore right knee.
- 🔥 Connected for 8th career grand slam, 4/18 vs. TEX off Luis Mendoza...Drove in 15 runs over 7 games, 4/18-24.
- 🔥 Had the Red Sox' only hit, a 7th-inning single, on 5/24 at OAK, breaking up Justin Duchscherer's no-hit bid.
- 🔥 Sustained a partially torn tendon sheath in his left wrist on a swing in the 9th inning on 5/31 at BAL...Put on the 15-day DL on 6/3 (retro to 6/1) and missed a total of 45 games before being activated on 7/25 after rehab stints with Triple-A Pawtucket and Double-A Portland...Did not need surgery to repair the injury.
- 🔥 Elected to start All-Star Game for 4th consecutive year but replaced due to injury...Marked 5th straight selection.
- 🔥 Knocked 2 homers and collected 6 RBI in a 10-run Red Sox 1st inning on 8/12 vs. TEX...Was the 4th player in Sox history to hit 2 homers in an inning, joining Nomar Garciaparra (3rd inning, 7/23/02-G1 vs. TB), Ellis Burks (4th, 8/27/90 at CLE), and Bill Regan (4th, 6/16/1928 at CHI), and 54th time in ML history that a player hit 2 home runs in a frame...The 6 RBI tied a then-AL record for a single inning (since passed by NYY's Alex Rodriguez with 7 in the 6th inning on 10/4/09 at TB)...Marked the 3rd time that a Red Sox player recorded 6 RBI in an inning, previously done by Carlos Quintana (3rd, 7/30/91 vs. TEX) and Tom McBride (4th, 8/4/45-G2 at WSH).
- 🔥 Tied for 3rd in the AL with 23 RBI in September.

POSTSEASON: Batted .186 (8-for-43) with 1 homer and 5 RBI over all 11 of the Sox postseason games...Reached base safely in all 4 ALDS games against LAA, with hits in 3 of those contests, going 4-for-17 (.235) with 1 RBI...Went 0-for-3 in Game 3, but walked 3 times...Logged a .154 AVG (4-for-26) in the ALCS against TB...Tripled in the 7th inning of Game 4 to end an 0-for-14 slide in the postseason...Belted a 3-run homer off Grant Bal-four in the 7th inning of Game 5, making the score 7-4 in favor of the Rays, a game the Red Sox would come back to win, 8-7, on J.D. Drew's 9th-inning walk-off single...Ended a 15-game homerless drought in the playoffs after going 61 at-bats since his 6th-inning solo shot in Game 4 of the 2007 ALCS at CLE.

ORTIZ'S CAREER WALK-OFF HITS WITH THE RED SOX

DATE	INNING	OPPONENT	PITCHER	TYPE OF HIT
7/31/10	9	Detroit	Coke	Double
8/26/09	9	CHI White Sox	Pena	Home Run
9/12/07	9	Tampa Bay	Reyes	Home Run
7/31/06	9	Cleveland	Carmona	Home Run
7/29/06	11	LA Angels	Romero	Single
6/26/06	12	Philadelphia	Condrey	Single
6/24/06	10	Philadelphia	Gordon	Home Run
6/11/06 (1)	9	Texas	Otsuka	Home Run
9/29/05	9	Toronto	Batista	Single
9/6/05	9	LA Angels	Shields	Home Run
6/2/05	9	Baltimore	Ryan	Home Run
10/18/04 (ALCS 5)	14	NY Yankees	Loaiza	Single
10/17/04 (ALCS 4)	12	NY Yankees	Quantrill	Home Run
10/8/04 (ALDS 3)	10	LA Angels	Washburn	Home Run
6/11/04	9	LA Dodgers	Martin	Single
4/11/04	12	Toronto	A. Lopez	Home Run
9/23/03	10	Baltimore	Ainsworth	Home Run
7/26/03	9	NY Yankees	Benitez	Single

2007: Led big leagues with a .445 OBP and topped AL with 88 extra-base hits and 111 walks.

Also ranked among AL leaders in doubles (2nd, 52), OPS (2nd, 1.066), homers (T-3rd, 35), total bases (3rd, 341), SLG (3rd, .621), AVG (5th, .332), HR ratio (5th, 15.69 AB/HR), intentional walks (T-5th, 12), runs (6th, 116), and RBI (6th, 117).

Placed 4th in the AL in both AVG vs. RHP at .343 (126-for-367) and AVG in home games at .365 (100-for-274)...Led the circuit in OBP (.470) and SLG (.700) against right-handed pitchers.

Won his 4th straight Silver Slugger Award at designated hitter...Set career highs for AVG, doubles, and OBP.

His .332 AVG was the highest by a Red Sox left-handed batter since Mo Vaughn (.337) in 1998...88 extra-base hits tied for the 3rd most in Red Sox history with his 2005 mark and 52 doubles were 4th on the all-time, single-season list (now 5th, passed by Dustin Pedroia's 54 in 2008).

Batted a career-best .362 (54-for-149) with RISP, the 6th-highest mark in the AL.

Led AL in walks for the 2nd consecutive year, the 1st Red Sox player to do that since Ted Williams in 4 straight seasons from 1946-49.

Joined Adam Dunn as the only players with 100 runs, RBI, and walks in 2007...Accomplished that feat for 3rd year in a row, the longest streak by a Sox player since 6 for Ted Williams (1941-42, 1946-49).

Batted .338 (177-523) in 140 games as the DH...Set ML single-season records with 51 doubles and 85 extra-base hits as a DH...Topped 2007 DH's in AVG, OBP (.451), SLG (.629), runs (111), hits (177), RBI (113), and walks (106), and was 2nd in homers (33), 2 behind Jim Thome.

Ejected by home-plate umpire Tony Randazzo on 6/15 vs. SF.

Voted by fans to start his 3rd straight All-Star Game, 2nd at 1st base...Only other Red Sox with 2 ASG starts at 1st was Jimmie Foxx (1938, 40)...Went 0-for-2 in 7/10 game at SF.

Posted the AL's best OPS (1.153) after the All-Star break.

Named AL Player of the Month for September, his 3rd monthly honor...Batted .396 (36-for-91) with 9 homers and 27 RBI in 26 games during the month, and led the AL with an .824 SLG.

Had 9 consecutive hits, 3 shy of a ML and team record, and reached base in 11 straight PA, 9/26-29.

Underwent arthroscopic surgery on 11/6 to correct a cartilage problem in his right knee.

POSTSEASON: Batted .370 (17-for-46) with 3 homers, 10 RBI, and 14 walks while hitting safely in 12 of BOS's 14 playoff games...Hit safely in 1st 9 games at .462 (12-for-26) before going 5-for-20 (.250) in final 5 contests...Went 5-for-7 (.714) with 6 walks in the 3-game sweep of LAA in the ALDS...Had the highest AVG, OBP (.846), and SLG (1.571) ever in a Division Series (minimum 10 PA) with the most walks ever in a 3-game DS as well as the most homers (tied, 2) in an ALDS of 3 games...Tied the DS record with 4 walks and 2 IBB in Game 2...Homered in Games 1 and 3...Hit .292 (7-for-24) with 3 RBI and 6 walks in the 7-game ALCS against CLE...Homered in Game 4 at Jacobs Field...Extended his overall postseason hitting streak to 14 games, tied for the 7th-longest all-time, before going 0-for-5 in Game 7 at Fenway Park...Had a .333 clip (5-for-15) with 4 RBI in the 4-game World Series sweep of COL...After starting 1st 12 games of postseason as the DH, played 1st base in the final 2 World Series contests at Coors Field...Was 3-for-5 with 2 doubles and 2 RBI in Game 1 victory at Fenway Park.

2006: Topped AL and ranked 2nd in the majors with a club-record 54 homers and 137 RBI.

Only PHI's Ryan Howard had more homers (58) and RBI (149)...STL's Albert Pujols also drove in 137 runs...Knocked 32 road homers, tied for AL single-season mark with Babe Ruth (1927).

Also led the AL with 355 total bases, 119 walks, and 10.33 AB/HR while ranking among the league leaders in intentional walks (2nd, 23), extra-base hits (2nd, 85), SLG (2nd, .636), runs (T-3rd, 115), OPS (5th, 1.049), and OBP (7th, .413).

Was 1st player to lead his league in homers, RBI, and walks in same season since PHI's Mike Schmidt in 1981...Became 1st AL player to do it since WSH's Frank Howard in 1970 and 1st Red Sox since Ted Williams in 1949.

Received 3rd straight Silver Slugger at DH...As a designated hitter, batted .282 (146-for-518) with 47 homers and 123 RBI in 138 games...Set a big league record for DH homers...Issued 115 walks, tied for 2nd most ever by a DH (Edgar Martinez, 122 in 1996 and 115 in 1997).

Had 5 walk-off hits in 2006, including 3 home runs, all in a 51-day span from 6/11-7/31...Was 1st major leaguer with 3 walk-off homers in a season since SF's Barry Bonds in 2003 and was 1 shy of the all-time, single-season record, shared by BOS's Jimmie Foxx in 1940, WSH's Roy Sievers in 1957 and now also LAD's Andre Ethier in 2009...Tallied walk-off, game-winning hits in consecutive games, 6/24 & 26 vs. PHI, and 2 in span of 3 contests, 7/29-31.

Led the majors with 40 go-ahead RBI, 2nd most for a Red Sox player since at least 1974 (Jim Rice, 44, 1978)...Tied for 2nd in AL with 18 game-winning RBI.

Set a club record for home runs in April with 10.

Became the 6th Red Sox ever to start an All-Star Game at 1st base, going 0-for-2 on 7/11 at PIT.

Named AL Player of the Month for July, his 2nd career honor...Batted .339 (37-for-109) while leading the majors with 14 homers, 35 RBI, 87 total bases, and 21 extra-base hits (tied)...Tied club record for homers in any month (Jackie Jensen, 14 in June 1958).

Collected 8 home runs in an 8-game span, 7/1-8, joining George Scott (6/14-22/77) as the only Sox players to ever accomplish that feat.

Shared AL Player of the Week honors for 7/31-8/6 with CLE's Travis Hafner...Hit .370 (10-for-27) with 5 HR and 8 RBI over 7 tilts in that span.

Experienced palpitations prior to 8/28 game at OAK and returned to Boston where tests were performed at Massachusetts General Hospital...All tests turned out normal except for changes commonly found in well-trained athletes...Returned on 9/5 after missing 8 games.

Hit .150 (3-for-20) in 7 games for the Dominican Republic in the inaugural World Baseball Classic prior to the season...All 3 hits were homers, 3/7 at Venezuela (2) and 3/13 at Cuba.

2005: Topped majors with 148 RBI...Led AL with 88 extra-base hits and finished among league leaders in homers (2nd, 47), walks (2nd, 102), SLG (2nd, .604), OPS (3rd, 1.001), runs (3rd, 119), total bases (3rd, 363), OBP (4th, 3.97), intentional walks (T-7th, 9), and doubles (T-8th, 40).

Won Players Choice Award as AL's Most Outstanding Player, was AL Hank Aaron Award recipient and named to the AL Silver Slugger at DH for 2nd straight year.

Finished 2nd in the AL MVP voting, receiving 307 points behind NYY's Alex Rodriguez's 331 points.

His 148 RBI marks the 4th-highest, single-season total in club history and most since 1949 (Vern Stephens and Ted Williams-159 each)...Was the 1st Red Sox to lead the majors in RBI since Tony Armas (123) in 1984.

Also collected an AL-best 34 go-ahead RBI and 21 game-winning RBI.

Of 47 homers, 19 either tied the game or gave BOS the lead...Had 27 road homers, breaking Ted Williams' then-club record of 26 in 1957 (Ortiz passed with 32 in 2006)...Rate of 12.79 AB per HR was 3rd in AL.

Homered twice in a game 9 times, 2nd-most multi-homer games in Sox history to Jimmie Foxx's 10 in 1938.

Combined with Manny Ramirez to hit 92 homers, most ever for a duo in Sox history...The pair also combined to drive in 292 runs, 2nd-most ever for a BOS duo behind 318 for Vern Stephens and Ted Williams in 1949.

Hit .297 (166-for-558) with 43 homers and 141 RBI in 148 games at DH...RBI total was 2nd-most ever for a DH, 2 behind Edgar Martinez's 2000 figure.

Was top All-Star vote-getter, elected as AL's DH with 4,138,141 votes...Went 2-for-3 in the 7/12 game at DET.

Named AL Player of the Month for September, setting a club record for homers in that month at 11...Marked 1st career monthly award...Shared AL Player of the Week honors with NYY's Robinson Cano, 9/12-18, after hitting .385 (10-for-26) with 5 homers and 9 RBI over 7 games in that span.

POSTSEASON: Hit .333 (4-for-12) in 3 games against CWS in ALDS...Homered in Game 3 off Freddy Garcia.

ALL-TIME AMERICAN LEAGUE SINGLE-SEASON HOME RUNS ON THE ROAD

RK	PLAYER	TEAM	YEAR	HR
1.	David Ortiz	BOS	2006	32
	Babe Ruth	NYG	1927	32
3.	Brady Anderson	BAL	1996	31
	Roger Maris	NYG	1961	31
5.	Jim Gentile	BAL	1961	30
	Mickey Mantle	NYG	1961	30

2004: Selected to 1st career All-Star team...Led the American League with 91 extra-base hits, 1 shy of the club record set by Jimmie Foxx in 1938.

👉 Ranked 2nd in the AL with 139 RBI, 351 total bases, a .603 SLG, and 41 homers (tied), and placed 3rd with 47 doubles and a ratio of 14.20 AB/HR...Also tied for 2nd in the circuit with 33 go-ahead RBI...Had AL's 4th-highest AVG with RISP at .350 and was 4th in the circuit with a .983 overall OPS.

👉 Hit .301 and teamed with Manny Ramirez to join NYY's Lou Gehrig and Babe Ruth (1927, 1930, 1931) as only AL teammates with a .300 AVG, 40 homers, and 100 RBI in a single season.

👉 Won 1st career Silver Slugger, named to the team as AL's DH...Started 111 games at DH and 32 at 1st base.

👉 Homered against 18 of the Sox 19 opponents, except SD...Blasted 100th career homer, 5/28 vs. SEA.

👉 Tabbed AL Player of the Week for 6/21-27 after batting .440 (11-for-25) with 4 homers and 9 RBI.

👉 Named as a reserve on the AL All-Star squad and homered in 1st official at-bat in 6th inning off Carl Pavano...Also walked twice in the 7/13 contest at HOU.

POSTSEASON: Batted .400 (22-for-55) with 5 homers and 19 RBI in 14 games during the Red Sox World Championship run...RBI total tied Sandy Alomar, Jr. in 1997 and Scott Spiezio in 2002 for most ever in a single postseason (since passed by David Freese's 21 in 2011)...Had 3 walk-off hits, most ever for a player in a single postseason and 1 more than previous postseason career-best for an individual...Was 6-for-11 (.545) with 4 RBI in ALDS vs. ANA, ending the series with a 2-run, walk-off, 10th-inning homer off Jarrod Washburn in Game 3 on 10/8 at Fenway Park...Named the MVP of the ALCS with a .387 mark (12-for-31), 3 homers, and 11 RBI in 7 games versus NYY...Won Games 4 and 5 with walk-off hits – a 12th-inning homer off Paul Quantrill in Game 4 on 10/17 and a 14th-inning single off Esteban Loaiza the following night...Also homered off Tom Gordon in Game 5 and Kevin Brown in Game 7...Hit .308 (4-for-13) with a homer and 4 RBI in 4-game sweep of STL in the World Series...Became 28th player to homer in 1st Series at-bat with 3-run blast off Woody Williams in 1st inning on 10/23, the 2nd Red Sox player to accomplish that feat (Jose Santiago, 10/4/67).

2003: In 1st season with Red Sox ranked 3rd in the AL with a .592 SLG and 16 game-winning RBI, 5th with a .961 OPS, and placed 10th with 39 doubles.

👉 Ranked 2nd in homers as a DH with 27 while batting .310 (86-for-277) in 74 games at the position...Started 73 games at DH and 44 at 1st base.

👉 Drove in a run every 4.4 at-bats, 2nd in the AL, and homered every 14.5 trips, 5th best in the league.

👉 Knocked 1st homer with the Red Sox on 4/27/03 at ANA, a pinch-hit, go-ahead solo shot in the 14th inning off Mickey Callaway...Jason Varitek followed with a solo homer in the Sox 6-4 win.

👉 Appeared in just 31 of BOS's 1st 54 games through the end of May with a .272 AVG (28-for-103), 2 HR, and 19 RBI before moving into starting lineup on regular basis with trade of Shea Hillenbrand to ARI...Hit .293 (101-for-345) with 29 homers and 82 RBI in 97 games the rest of the year.

POSTSEASON: Had a .191 AVG (9-for-47) with 2 homers and 8 RBI in 12 games during the playoffs...Was just 2-for-21, going hitless in 1st 16 at-bats, in ALDS vs. OAK before hitting .269 (7-for-26) in ALCS against NYY...Both homers came in ALCS, Game 1 off Mike Mussina and Game 7 off David Wells.

2002: Ranked 3rd on the Twins with 20 homers and 75 RBI in final season with club.

👉 Started 95 games as the DH and 13 at 1st base.

👉 On the disabled list, 4/19-5/13, after having surgery to remove bone chips from his left knee.

👉 Hit safely in career-high 19 straight games from 7/17-8/6, batting .419 (31-for-74) with 5 doubles, 7 homers, 18 RBI, 17 runs, and 10 walks...Scored a run in 11 consecutive contests, 7/17-28.

👉 Led Dominican Republic to the Caribbean World Series championship and was named series MVP after batting .480 with 2 homers and 11 RBI...Hit .351 with 4 homers and 23 RBI for Escogido in the DR's regular winter season.

POSTSEASON: Batted .276 (8-for-29) with 4 RBI in 9 postseason games, including 7 starts at DH over the ALDS vs. OAK and ALCS vs. ANA.

2001: Limited to just 89 games due to injury but finished 3rd on the Twins with 18 homers in just 303 at-bats, an average of 1 every 16.8 trips.

👉 Started 78 games at DH and 7 at 1st base.

👉 Was disabled after undergoing right wrist surgery on 5/17 and was not activated until 7/21...Appeared in 14 games with 3 minor league clubs on rehab assignment from 7/5-20.

👉 Homered in a career-high 4 straight contests, 8/9-12...Went deep in 3 straight games, 9/2-5, including 1st career 2-homer contest, 9/5 at TEX.

2000: Placed 2nd on Twins in doubles (36), 3rd in walks (57), 4th in HR (10), and 5th in RBI (63).

👉 Started 87 games as DH and 25 at 1st base.

👉 Hit .423 (33-for-78) against lefties.

👉 Set a career high with his 1st 4-hit game on 7/19 vs. CWS.

1999: Spent most of season at Triple-A Salt Lake, leading the Pacific Coast League with 110 RBI and tying for 1st with 68 extra-base hits.

🔥 Tied for 2nd in the PCL with 79 walks, ranked 3rd with 291 total bases and a .491 OBP, was 4th with a .590 SLG, and tied for 4th with 35 doubles and 30 homers.

🔥 Selected to both *Baseball America's* Triple-A and PCL All-Star Teams.

🔥 Promoted to Minnesota on 9/13 and went 0-for-20 in 10 games.

1998: Started 68 games at 1st base and 10 as the DH in 1st full big league season.

🔥 Was among AL rookie leaders in walks (2nd, 39), doubles (T-5th, 20), RBI (T-5th, 46), and extra-base hits (T-6th, 29).

🔥 Disabled from 5/10-7/9 after fracturing the hamate bone in his right wrist...Had 11-game stint on rehab assignment at Triple-A Salt Lake.

1997: Won the Sherry Robertson Award as Twins Minor League Player of the Year, batting .317 with 30 HR and 130 RBI in 140 games with 3 clubs...Made ML debut as a Sept. call-up.

🔥 Advanced from Single-A to the majors in 1st season in the Twins organization...Led all Twins farmhands in hits (187), doubles (41), total bases (328), and RBI and tied for 1st in homers.

🔥 Opened season with 11-game hitting streak at High-A Fort Myers and was the organization's April Player of the Month with .319 AVG, 5 homers, and 25 RBI.

🔥 Promoted to Double-A New Britain 6/7 and drove in 56 runs in 69 games...Moved to Triple-A Salt Lake 8/21.

🔥 Joined the Twins on 9/2 and debuted as pinch-hitter that night at Wrigley Field...Doubled off CHC's Mark Pisciotta the following day for 1st ML hit.

🔥 Clubbed 1st ML homer off Julio Santana on 9/14 at TEX.

1996: In final season with SEA organization, ranked 2nd in the Midwest League with 156 hits and 248 total bases at Single-A Wisconsin.

🔥 Also among league leaders in hits (3rd, 156), AVG (4th, .322), RBI (4th, 93), and doubles (T-4th, 34).

🔥 Played in the MWL All-Star Game...Rated as the Midwest League's most exciting player and best defensive 1st baseman by *Baseball America*.

1995: Selected as team MVP for Rookie-level Arizona Mariners...Led Arizona League in doubles (18), extra-base hits (26), total bases (99), and RBI (tied, 37).

🔥 Was 2nd in the AZL in SLG (.538), 3rd in hits (61), 4th in AVG (.332), and 5th in OBP (.403).

🔥 Named to AZL All-Star Team...Led league 1st basemen with a .989 fielding percentage and 27 assists.

1994: Topped Arizona League 1st basemen in games (44), total chances (393), and putouts (372)...Tied for 2nd in the AZL with 10 doubles.

1993: Made pro debut with SEA's club in the Dominican Summer League.

PERSONAL

🔥 Married to the former Tiffany Brick...The couple has 2 daughters, Jessica (10/23/96) and Alexandra (3/22/01) and a son, D'Angelo (7/10/04).

🔥 Graduated from Estudia Espillat High School in the Dominican Republic, where he played baseball and basketball.

🔥 Splits the off-season between the Dominican Republic and Massachusetts.

🔥 Batting cages at the Red Sox Dominican Academy were dedicated in his name in December 2006.

🔥 His autobiography, *Big Papi – My Story of Big Dreams and Big Hits* made the *New York Times* Best Seller List in the spring of 2007.

🔥 Was 1 of more than 40 major league players that visited the residence of the United States Ambassador to the Dominican Republic in January 2011...The visit, sponsored by the U.S. Embassy and Ambassador Raul Yzaguirre, celebrated the charitable work of the Major League Baseball Dominican Development Alliance (MLB-DDA) and major league players in Dominican communities...It aimed to encourage additional opportunities via MLB-DDA's relationship with the United States Agency for International Development (USAID).

IN THE COMMUNITY

David won the 2011 Roberto Clemente Award, Major League Baseball's highest honor for those who best represent the game of baseball through positive contributions on and off the field...That same year, he won the Boston BBWAA's Tim Wakefield Award for his charitable spirit...His foundation, the David Ortiz Children's Fund, is a nonprofit organization committed to providing critical pediatric services to children in New England and the Dominican Republic...Has hosted the Annual David Ortiz Celebrity Golf Classic in the Dominican Republic each of the last 5 offseasons, benefitting his foundation...Generously donates time and other resources to benefit the Mass General Hospital for Children including visiting patients...Launched Papi's Pals ticket program in 2009 through which he has donated tickets to patients from the hospital and met with the children and their families who attended...Hosted a holiday party for patients at the hospital this past offseason...Supports events that benefit the Red Sox Foundation including the Welcome Home Dinner, Picnic in the Park and Dancing with the New Stars...Spends time with children as part of the Make-A-Wish program...Enjoys visiting with Jimmy Fund patients during their road trips to Spring Training and various road cities, and participates in the Jimmy Fund Radio-Telethon...In 2012, co-hosted the Pitching in for Kids Poker Party, and attended the PLAY campaign, designed to promote awareness for healthy and active living among America's Youth, and John Hancock's MLK Summer Scholars kickoff event in 2012...Has appeared in local PSAs, including with Mayor Tom Menino promoting summer safety and antiviolence, and Aerosmith's Steven Tyler for the Red Sox Foundation and Massachusetts General Hospital's Home Base Program...Has been a member of the Boston Action Team, a national youth volunteer initiative administered by the Major League Baseball Players Trust and Volunteers of America, that is actively recruiting the next generation of volunteers...As part of serving as captain of the victorious AL team in the 2011 Home Run Derby, earned \$75,000 for his foundation, and \$25,000 for each of his 3 teammate's charities of choice...Auctioned off the bat, cleats and batting gloves he used in his 2010 Home Run Derby win with all proceeds going to the David Ortiz Children's Fund...In January 2010, donated food and medical supplies to support those affected by the earthquake that struck Haiti and encouraged fans to help in the relief effort...During the 2009 season, also had a Papi Cares ticket program for families struggling financially...Honored by UNICEF with the Children's Champion Award in 2008 and was the Red Sox nominee for the Roberto Clemente Award in 2006 and 2007...In December 2007, conducted a flood relief drive in conjunction with Stop & Shop for the victims of Hurricane Noel in the Dominican Republic...Has worked diligently on behalf of the residents of his hometown of Haina, Dominican Republic helping to provide the town with a new ambulance and a youth baseball field in 2007...Joined with the Red Sox Foundation to make a \$200,000.00 donation in December 2006 to Hospital General de la Plaza de la Salud in Santo Domingo, Dominican Republic with funds to be used for children's heart surgeries...Funds for the hospital were raised by several Boston-area events in 2006 including Big Papi's Power Hitting Clinic for Kids and Big Papi's Celebrity Mixer...Also raised funds through on-line auctions of 50th and 52nd home run baseballs in 2006...Donated \$50,000.00 to Hurricane Katrina Relief Fund in 2005 and raised funds for flood victims in the Dominican Republic and Haiti in 2004.

CAREER SINGLE-GAME HIGHS

HITS	4, 17 times, last 4/21/12 vs. NYY
DOUBLES	3, 7/26/11 vs. KC
HOME RUNS	2, 39 times, last 6/25/12 vs. TOR
RBI	6, 3 times, last 8/12/08 vs. TEX
RUNS SCORED	4, 5 times, last 6/27/12 vs. TOR
WALKS	4, 4 times, last 7/7/07 at DET
STRIKEOUTS	4, 9 times, last 7/28/10 at LAA
STOLEN BASES	1, 11 times, last 6/21/11 vs. SD
HITTING STREAK	19, 7/17/02-8/6/02
EJECTIONS (9)	8/15/98 for MIN at BOS (HP, T. Craft) 6/21/00 for MIN at TEX (HP, M. Winters) 8/26/01 for MIN at KC (HP, P. Schrieber) 7/16/04 at ANA (HP, M. Hollowell) 8/19/05 at LAA (HP, B. Welke) 6/15/07 vs. SF (HP, T. Randazzo) 5/13/08 at BAL (HP, L. Diaz) 4/9/10 at KC (HP, M. Estabrook) 7/8/11 vs. BAL (HP, M. Estabrook)

HOME RUN NOTES

MULTI-HOME RUN GAMES (39)
2-HOME RUN GAMES (39)
Last: 6/25/12 vs. TOR
LEADOFF HOME RUNS (0)
GRAND SLAMS (11)
Last: 6/20/12 vs. MIA off Chris Hatcher
PINCH-HIT HOME RUNS (4)
Last: 5/29/11 at DET (G1) off Jose Valverde
EXTRA-INNING HOME RUNS (8)
Last: 6/24/06 vs. PHI off Tom Gordon
GAME-ENDING HOME RUNS (10)
Last: 8/26/09 vs. CWS off Tony Pena
INSIDE-THE-PARK HOME RUNS (0)

DAVID ORTIZ'S CAREER RECORD

YEAR	CLUB	AVG.	G	AB	R	H	2B	3B	HR	RBI	SH	SF	HB	BB	SO	SB	CS	E
1993	DSL Mariners	.264	61	201	37	53	17	1	7	31	0	5	4	34	44	1	1	—
1994	AZL Mariners	.246	53	167	14	41	10	1	2	20	1	4	2	14	46	1	4	6
1995	AZL Mariners	.332	48	184	30	61	18	4	4	37	0	3	1	23	52	2	0	5
1996	Wisconsin	.322	129	485	89	156	34	2	18	93	2	4	5	52	108	3	4	13
1997	Ft. Myers	.331	61	239	45	79	15	0	13	58	0	3	1	22	53	2	1	9
	New Britain	.322	69	258	40	83	22	2	14	56	0	2	4	21	78	2	6	3
	Salt Lake	.214	10	42	5	9	1	0	4	10	0	0	0	2	11	0	1	0
	MINNESOTA	.327	15	49	10	16	3	0	1	6	0	0	0	2	19	0	0	1
1998	Salt Lake	.243	11	37	5	9	3	0	2	6	0	0	0	3	9	0	0	3
	MINNESOTA	.277	86	278	47	77	20	0	9	46	0	4	5	39	72	1	0	6
1999	Salt Lake	.315	130	476	85	150	35	3	30	110	0	5	3	79	105	2	2	20
	MINNESOTA	.000	10	20	1	0	0	0	0	0	0	0	0	5	12	0	0	0
2000	MINNESOTA	.282	130	415	59	117	36	1	10	63	0	6	0	57	81	1	0	1
2001	Gulf Coast	.400	4	10	3	4	0	0	0	1	0	0	0	3	1	1	0	0
	Ft. Myers	.000	1	3	0	0	0	0	0	0	0	0	0	1	0	0	0	0
	New Britain	.243	9	37	3	9	4	0	0	1	0	1	0	3	9	0	0	0
	MINNESOTA	.234	89	303	46	71	17	1	18	48	1	2	1	40	68	1	0	0
2002	MINNESOTA	.272	125	412	52	112	32	1	20	75	0	8	3	43	87	1	2	1
2003	BOSTON	.288	128	448	79	129	39	2	31	101	0	2	1	58	83	0	0	3
2004	BOSTON	.301	150	582	94	175	47	3	41	139	0	8	4	75	133	0	0	4
2005	BOSTON	.300	159	601	119	180	40	1	47	148	0	9	1	102	124	1	0	2
2006	BOSTON	.287	151	558	115	160	29	2	54	137	0	5	4	119	117	1	0	2
2007	BOSTON	.332	149	549	116	182	52	1	35	117	0	3	4	111	103	3	1	0
2008	Pawtucket	.333	3	9	4	3	0	0	3	5	0	0	0	3	2	0	0	0
	Portland	.250	3	8	2	2	0	0	0	1	0	0	0	2	1	0	0	0
	BOSTON	.264	109	416	74	110	30	1	23	89	1	3	1	70	74	1	0	0
2009	BOSTON	.238	150	541	77	129	35	1	28	99	0	7	5	74	134	0	2	1
2010	BOSTON	.270	145	518	86	140	36	1	32	102	0	4	2	82	145	0	1	0
2011	BOSTON	.309	146	525	84	162	40	1	29	96	0	1	1	78	83	1	1	0
2012	BOSTON	.318	90	324	65	103	26	0	23	60	0	3	0	56	51	0	1	0
Major League Totals		.285	1832	6539	1124	1863	482	16	401	1326	2	65	32	1011	1386	11	8	21
Minor League Totals		.310	531	1955	325	606	142	12	90	398	3	22	16	228	475	13	18	59
Red Sox Totals		.290	1377	5062	909	1470	374	13	343	1088	1	45	23	825	1047	7	6	21

1992 Signed by the Seattle Mariners as a non-drafted free agent on 11/28

1996 Acquired by the Minnesota Twins on 9/13 as the player to be named in the 8/29/96 trade for INF Dave Hollins

2003 Signed by the Boston Red Sox as a free agent on 1/22

2011 Re-signed by the Boston Red Sox as a free agent on 12/8 (accepted arbitration)

2012 Re-signed by the Boston Red Sox as a free agent on 11/4

ADDITIONAL BATTING STATISTICS

YEAR	CLUB	OBP	SLG	OPS	TB	GDP
1997	MINNESOTA	.353	.449	.802	22	1
1998	MINNESOTA	.371	.446	.817	124	8
1999	MINNESOTA	.200	.000	.200	0	2
2000	MINNESOTA	.364	.446	.810	185	13
2001	MINNESOTA	.324	.475	.799	144	6
2002	MINNESOTA	.339	.500	.839	206	5
2003	BOSTON	.369	.592	.961	265	9
2004	BOSTON	.380	.603	.983	351	12
2005	BOSTON	.397	.604	1.001	363	13
2006	BOSTON	.413	.636	1.049	355	12
2007	BOSTON	.445	.621	1.066	341	16
2008	BOSTON	.369	.507	.877	211	11
2009	BOSTON	.332	.462	.794	250	9
2010	BOSTON	.370	.529	.899	274	12
2011	BOSTON	.398	.554	.953	291	24
2012	BOSTON	.415	.611	1.026	198	6
Major League Totals		.380	.547	.928	3580	159

DIVISION SERIES RECORD

YEAR	CLUB	AVG.	G	AB	R	H	2B	3B	HR	RBI	SH	SF	HB	BB	SO	SB	CS	E
2002	MIN vs. OAK	.231	4	13	0	3	2	0	0	2	0	0	0	0	5	0	0	0
2003	BOS vs. OAK	.095	5	21	0	2	1	0	0	2	0	0	0	2	7	0	0	0
2004	BOS vs. ANA	.545	3	11	4	6	2	0	1	4	0	0	0	5	2	0	0	0
2005	BOS vs. CWS	.333	3	12	2	4	2	0	1	1	0	0	0	0	3	0	0	0
2007	BOS vs. LAA	.714	3	7	5	5	0	0	2	3	0	0	0	6	1	0	0	0
2008	BOS vs. LAA	.235	4	17	1	4	1	0	0	1	0	0	0	3	4	0	0	0
2009	BOS vs. LAA	.083	3	12	0	1	0	0	0	0	0	0	0	0	4	0	0	0
Division Series Totals		.269	25	93	12	25	8	0	4	13	0	0	0	16	26	0	0	0

DAVID ORTIZ, CONTINUED

LEAGUE CHAMPIONSHIP SERIES RECORD

YEAR	CLUB	AVG.	G	AB	R	H	2B	3B	HR	RBI	SH	SF	HB	BB	SO	SB	CS	E
2002	MIN vs. ANA	.313	5	16	0	5	1	0	0	2	0	0	0	0	5	0	0	0
2003	BOS vs. NYY	.269	7	26	4	7	1	0	2	6	0	0	1	3	8	0	0	0
2004	BOS vs. NYY	.387	7	31	6	12	0	1	3	11	0	0	0	4	7	0	1	0
2007	BOS vs. CLE	.292	7	24	7	7	3	0	1	3	0	2	1	6	5	0	0	0
2008	BOS vs. TB	.154	7	26	3	4	1	1	1	4	0	0	0	6	9	0	0	0
LCS Totals		.285	33	123	20	35	6	2	7	26	0	2	2	19	34	0	1	0

WORLD SERIES RECORD

YEAR	CLUB	AVG.	G	AB	R	H	2B	3B	HR	RBI	SH	SF	HB	BB	SO	SB	CS	E
2004	BOS vs. STL	.308	4	13	3	4	1	0	1	4	0	0	0	4	1	0	0	0
2007	BOS vs. COL	.333	4	15	4	5	3	0	0	4	0	0	0	2	3	0	0	0
World Series Totals		.321	8	28	7	9	4	0	1	8	0	0	0	6	4	0	0	0

ALL-STAR GAME RECORD

YEAR	CLUB	AVG.	G	AB	R	H	2B	3B	HR	RBI	SH	SF	HB	BB	SO	SB	CS	E
2004	AL at HOU	1.000	1	1	2	1	0	0	1	2	0	0	0	2	0	0	0	0
2005	AL at DET	.667	1	3	0	2	0	0	0	1	0	0	0	0	0	0	0	0
2006	AL at PIT	.000	1	2	0	0	0	0	0	0	0	0	0	0	1	0	0	0
2007	AL at SF	.000	1	2	0	0	0	0	0	0	0	0	0	0	0	0	0	0
2008	AL at NYY																	
Selected--Did Not Play																		
2010	AL at LAA	.500	1	2	0	1	0	0	0	0	0	0	0	0	1	0	0	0
2011	AL at ARI	.000	1	2	0	0	0	0	0	0	0	0	0	0	0	0	0	0
2012	AL at KC	.500	1	2	0	1	0	0	0	0	0	0	0	0	0	0	0	0
All-Star Game Totals		.357	7	14	2	5	0	0	1	3	0	0	0	2	2	0	0	0

WORLD BASEBALL CLASSIC RECORD

YEAR	CLUB	AVG.	G	AB	R	H	2B	3B	HR	RBI	SH	SF	HB	BB	SO	SB	CS	E
2006	Dom. Rep.	.150	7	20	4	3	0	0	3	5	0	0	0	8	2	0	0	0
2009	Dom. Rep.	.250	3	8	0	2	1	0	0	1	0	0	0	3	1	0	0	0
WBC Totals		.179	10	28	4	5	1	0	3	6	0	0	0	11	3	0	0	0

CAREER FIELDING RECORD

YEAR	CLUB	POS	PCT.	G	GS	PO	A	E	TC	DP
1997	MINNESOTA	1B	.989	11	10	84	10	1	95	10
1998	MINNESOTA	1B	.989	70	69	503	46	6	555	51
1999	MINNESOTA	1B	1.000	1	0	7	0	0	7	1
2000	MINNESOTA	1B	.996	27	25	210	12	1	223	17
2001	MINNESOTA	1B	1.000	8	7	60	2	0	62	2
2002	MINNESOTA	1B	.990	15	13	90	6	1	97	8
2003	BOSTON	1B	.992	45	44	342	30	3	375	20
2004	BOSTON	1B	.986	34	31	253	21	4	278	23
2005	BOSTON	1B	.976	10	10	69	11	2	82	8
2006	BOSTON	1B	.971	10	10	62	6	2	70	8
2007	BOSTON	1B	1.000	7	7	37	3	0	40	3
2009	BOSTON	1B	.980	6	6	42	6	1	49	2
2010	BOSTON	1B	1.000	4	4	23	1	0	24	1
2011	BOSTON	1B	1.000	2	2	18	0	0	18	4
2012	BOSTON	1B	1.000	7	7	54	2	0	56	4
Career Totals		1B	.990	257	244	1854	156	21	2031	162



FULL NAME: Lyle Stefan Overbay
BATS: Left **THROWS:** Left **HEIGHT:** 6-2 **WEIGHT:** 215
OPENING DAY AGE: 36
BORN: January 28, 1977 in Centralia, WA
RESIDES: Centralia, WA
MAJOR LEAGUE SERVICE: 10 years, 9 days
ACQUIRED: Signed as a minor league free agent on Jan. 30, 2013
SIGNED BY: Brian Guinn (Diamondbacks)
CONTRACT STATUS: Signed through 2013



NON-ROSTER INVITEE

CAREER HIGHLIGHTS

- Has 12 years of major league experience with the Diamondbacks (2001-03, 2011-12), Brewers (2004-05), Blue Jays (2006-10), Pirates (2011), and Braves (2012).
- Is a career .323 (51-for-158) hitter with 4 home runs and 31 RBI in 43 games at Fenway Park.
- All of his 1,222 career defensive appearances in the majors have come at 1st base (1,151 starts).
- Since 2003, has hit 318 doubles, the 18th-highest total among active Major Leaguers.
- Was 1 of only 6 major league players to hit 30 or more doubles in 7 consecutive seasons (2004-10), joining Miguel Cabrera, Raul Ibanez, Albert Pujols, Mark Teixeira, and Michael Young.
- Has appeared in the 4th-most games (1,147) among all major league 1st basemen since the start of the 2004 season...Ranks 4th in most doubles (290) hit by a 1st baseman since 2004.

2012: Combined to hit .259 (30-for-116) with 2 home runs and 10 RBI in 65 games between the Diamondbacks and Braves.

- Began the year with ARI where he finished tied for the team lead in pinch hits (6).
- Went 3-for-4 with 2 doubles and a home run in his season debut, 4/8 vs. SF.
- Hit .366 (26-for-71) over his 1st 31 games.
- Had 5, 3-plus hit games...Finished 4-for-4 with a home run and 3 runs scored, 5/22 vs. LAD.
- Missed 2 games while on the Paternity Leave List, 6/6-6/8.
- Designated for assignment on 7/30 and granted his unconditional release on 8/5.
- Was signed by ATL on 8/21 and was assigned to Triple-A Gwinnett.
- Appeared in 7 games for Gwinnett before having his contract selected by the Braves on 9/1.

2011: Appeared in 121 games between PIT and ARI where he combined to hit .234 (92-for-394) with 21 doubles, 9 home runs and 47 RBI.

- Began the year with the Pirates where he hit 8 home runs...5 of those home runs gave them the lead.
- Hit safely in 59 of his 103 games for PIT and had 19 multi-hit games.
- Designated for assignment on 8/1 and was granted his unconditional release on 8/9.
- Was signed by the D-backs as a free agent on 8/13...According to the Elias Sports Bureau, he became the 15th player to have 2 separate stints with ARI after spending 3 seasons with the club (2001-03).
- Appeared as a pinch-hitter on 8/14 vs. NYM, marking his 1st game for ARI since 9/28/03.
- Hit a game-tying home run - the 2nd of back-to-back homers with Chris Young - in the 9th inning on 9/10 vs. SD...Drew a game-ending, bases-loaded walk in the 10th inning to give the D-backs the 6-5 win.

POSTSEASON: Appeared in 2 games of the NLDS vs. MIL...Started at 1st base in Game 1, 10/1 at MIL and appeared in Game 5 as a pinch-hitter, 10/7 at MIL.

2010: Spent season with TOR and finished with 30-plus doubles (37) and at least 20 homers (20) for 2nd time in his career (also 2006)...Was 7th straight season with 30 or more doubles.

- Was 1 of 7 different Blue Jays to hit 20 or more homers and ranked 3rd on the club in extra-base hits (59).
- Finished 4th among American League 1st basemen in extra-base hits, trailing Miguel Cabrera (83), Mark Teixeira (67), and Paul Konerko (61).
- Led all AL 1st basemen in double plays (150), and assists (101), and finished 2nd in both fielding percentage (.996) and total chances (1,417).

⚡ Had his 8th career multi-homer game, 5/29 vs. BAL.

⚡ Singled for his 1,000th major league hit on 6/30 at CLE.

⚡ Went 4-for-5 with 2 homers and career-high 7 RBI on 8/20 at BOS...Was 3rd career multi-home run game against a LHP (Jon Lester)...Joined Ichiro Suzuki as the 2nd left-handed hitter to hit 2 HR in a game off Lester... His 7 RBI were tied with 5 other players for the most for any major leaguer in a single game on the season.

⚡ Hit his 2nd career walk-off home run on 9/25 vs. BAL (Mark Hendrickson).

2009: Ranked 4th among all AL 1st basemen in doubles (35) with TOR...Finished 7th in hits (111), 9th in extra-base hits (52) and SLG (.469), and was 10th in home runs (16).

⚡ Hit his 1st career walk-off home run, a 2-run shot in the 12th inning, 4/18 vs. OAK (Dan Giese).

⚡ Batted .429 (21-for-49) with 2 home runs and 13 RBI over a 16-game span, 5/20-6/9.

⚡ Earned AL Player of the Week honors, 6/1-6/7...Hit .533 (8-for-15) with 2 home runs and 8 RBI in that span.

⚡ Drove in a season-high 5 runs, 6/21 at WSH.

⚡ Hit .329 (24-for-73) and had a .430 OBP (13 BB) in 22 games in August.

⚡ Hit his 100th career home run, 9/2 at TEX (Tommy Hunter).

⚡ Along with Miguel Cabrera (105), was the only other AL 1st baseman to record 100 assists (102).

2008: Led the Blue Jays in games (158), walks (74), and OBP (.358).

⚡ Finished 2nd on the team in doubles (32) and XBH (49), tied for 2nd in home runs (15), and 3rd in RBI (69).

⚡ Ranked 2nd among AL 1st basemen with a .997 fielding percentage (5 errors in 1,476 total chances).

⚡ Lined into an unassisted triple play (Asdrubal Cabrera) on 5/12 at CLE (Gm 1)...Was the 6th time in Blue Jays history a player hit into a triple play, but the 1st that was unassisted.

⚡ Set a Blue Jays club record by reaching base safely in 12 straight plate appearances, 5/22-25...Set the record with a walk in the 2nd inning on 5/25 vs. KC, surpassing the previous record of 11 PA (Tony Fernandez, 5/6-11/99)...The streak was the longest of its kind in MLB since Brian Giles reached base in 13 straight PA in 2005 for SD.

⚡ Hit his 2nd career pinch-hit home run, a game-tying, 3-run shot on 5/18 at PHI (Chad Durbin).

⚡ Had a pair of multi-homer games, 5/30 at LAA (6th career 2-HR game) and 9/6 vs. TB (7th career).

⚡ Batted .297 (71-for-239) with 6 home runs and 30 RBI in games against AL East division opponents.

⚡ Hit .385 (5-for-13) with 14 RBI with the bases loaded.

2007: Appeared in 122 games for the Blue Jays despite missing over a month of action due to a right hand fracture.

⚡ Finished 4th on the team in doubles (30), 5th in game-winning RBI (7), and 6th in extra-base hits (42).

⚡ Committed only 5 errors in 1,166 total chances all season.

⚡ Appeared in 59 straight games (56 starts) without committing an error, 4/30-8/12 (496.1 innings)...Did not commit an error over his final 224.0 innings of the season, which spanned 30 games and 23 starts.

⚡ Had his 5th career multi-home run game on 5/9 vs. BOS.

⚡ Sustained a fractured right hand after getting hit by a pitch on 6/3 vs. CWS...On the disabled list, 6/5-7/12.

⚡ Appeared in 4 games for Double-A New Hampshire as part of a rehabilitation assignment from 7/6-12.

⚡ Returned to the Blue Jays on 7/12 and hit .225 (49-for-218) with 2 home runs with 17 RBI in 67 games.

⚡ Played his final game on 9/24 at NYY and had pins removed from his right hand on 9/25.

2006: Set career highs in several offensive categories for TOR including AVG (.312), at-bats (581), hits (181), home runs (22), RBI (92), and SLG (.508).

⚡ Led TOR in games (157) and ranked 2nd in XBH (69), 3rd in RBI, and 4th in runs scored (82)...Placed 4th in the AL in doubles and 8th in AVG against RHP (.322, 135-for-419).

⚡ Hit his 3rd career grand slam on 5/10 vs. OAK (Joe Blanton)...Belted a pair of solo homers for his 3rd career multi-homer game, 5/28 vs. CWS.

⚡ Had a string of 6 consecutive multi-hit games, 6/25-7/1...Hit .480 (12-for-25) with 5 homers and 10 RBI in that span.

⚡ Became the 6th Blue Jays player to homer in the 1st and 2nd inning of a game on 6/30 vs. PHI...Hit a 3-run shot in the 1st and a 2-run shot in the 2nd.

⚡ Named AL Player of the Week, 6/27-7/2...Batted .423 (11-for-26) with 4 home runs and 9 RBI in that span.

⚡ Tallied season-high 14-game hit streak, 9/9-9/24...Hit .385 (20-for-52) with 2 HR and 7 RBI over that stretch.

⚡ Posted batting averages of .300 or better in each month except April (.275)...Hit .314 in May, .310 in June, .312 in July, .333 in August, and .326 in September.

⚡ Had 50 multi-hit games, including 12 games with 3 or more hits.

2005: Spent his 2nd full season with the Brewers.

- 🔴 Among all NL 1st basemen ranked 3rd in games (154), tied for 4th in runs (79), 5th in walks (74), 6th in hits (148) and doubles (34), and 7th in RBI (72).
- 🔴 Set a career high with 5 hits (in 5 AB) on 5/1 vs. CIN...Was 1st Brewer with 5 hits since Geoff Jenkins in 2003.
- 🔴 Belted a pair of home runs on 4/29 vs. CIN.
- 🔴 Hit a 2-run homer and his 2nd career grand slam to finish with 6 RBI on 7/23 at CIN (Brandon Claussen).
- 🔴 Finished the year hitting .431 (25-for-58) with 6 home runs, 18 RBI, and 12 walks in 16 games against the Reds...Hit .257 (123-for-479) with 13 home runs, 54 RBI, and 66 walks in 142 games against the rest of MLB.
- 🔴 Tied his career-high 4 walks on 5/4 vs. CHI.
- 🔴 Had an 11-game hit streak, 7/17-27...Batted .391 (18-for-46) with 5 HR, 10 RBI, and 14 runs in those games.
- 🔴 Acquired by TOR with RHP Tyler Taubenheim on 12/7 in exchange for RHP Dave Bush, OF Gabe Gross, and LHP Zach Jackson.

2004: In his 1st season with MIL, was named Brewers Team MVP after setting a franchise record and leading the majors with 53 doubles.

- 🔴 Won the Harvey Kuenn Award for Batting Excellence (highest batting average on the team).
- 🔴 Established career highs in games (159), runs (83), doubles, walks (81), and OBP (.385).
- 🔴 Had a career-best 18-game hitting streak from 4/27-5/18...Hit .471 (32-for-68) during the streak, which was then the longest streak by a Brewer in the NL.
- 🔴 Hit .403 (25-for-62) during a 16-game hitting streak, 6/1-6/19...Became the 1st Brewers player to post 2 hitting streaks of 15 or more games in the same season since Darryl Hamilton in 1991.
- 🔴 Named NL Player of the Week, 5/3-5/9, after hitting .520 (13-for-25) with 3 homers and 11 RBI.
- 🔴 Connected for his 1st career grand slam on 5/4 at CIN (Jimmy Haynes).
- 🔴 Set the franchise record for doubles on 9/26 vs.HOU, with his 50th of the season, surpassing Robin Yount's mark of 49 in 1980.

2003: Made his 1st career Opening Day roster with the Diamondbacks.

- 🔴 Made his 1st Opening Day start on 3/31 vs. LAD.
- 🔴 Hit his 1st major league home run, a game-winning, pinch-hit homer, 4/7 at LAD (Andy Ashby).
- 🔴 Hit safely in a Diamondbacks rookie-record 12 straight games, 4/5-4/19...Batted .415 (17-for-41) with 2 home runs and 5 RBI over that stretch.
- 🔴 Connected for the 1,000th home run in D-backs history, 6/25 vs. HOU.
- 🔴 Was optioned to Triple-A Tucson on 7/22...Hit safely in 26 of his 35 games for Tucson and was recalled on 9/1.
- 🔴 Hit .308 (8-for-26) with 3 RBI over his final 13 games for ARI.
- 🔴 Acquired by the Brewers on 12/1 along with INF Craig Counsell, INF Junior Spivey, C Chad Moeller, LHP Chris Capuano, and LHP Jorge De La Rosa in exchange for INF Richie Sexson, LHP Shane Nance, and a player to be named later (OF Noochie Varner).

2002: Spent the majority of the season with Tucson where he was named a Pacific Coast League mid-and post-season All-Star.

- 🔴 Named to Topps' Triple-A All-Star Team.
- 🔴 Was selected to play in the MLB Futures Game in MIL.
- 🔴 Set a club record at Tucson with .343 AVG (180-for-525)...His AVG was tied for 5th-best among all minor leaguers.
- 🔴 Finished tied for 1st in the PCL in doubles (40) and was 2nd in both AVG and RBI (109).
- 🔴 Recalled by ARI on 9/2 and appeared in 10 games as a pinch-hitter (.100, 1-for-10).
- 🔴 Recorded his 1st major league RBI, 9/11 vs. SD, a tie-breaking single in the 8th inning of a 6-5 win.

2001: Named ARI's Minor League Player of the Year after leading the minor leagues in hits (187) and doubles (49) for Double-A El Paso...Made big league debut in September.

- 🔴 Also named MVP of the Double-A All-Star Game, a Texas League postseason All-Star honoree and a *USA Today Baseball Weekly* Minor League All-Star.
- 🔴 Led the TL in AVG (.352), games (138), at-bats (532), and OBP (.423).
- 🔴 Hit safely in 32 straight home games from, 6/14-8/24...Batted .460 (58-for-126), in that span, the longest such streak at El Paso's Cohen Stadium since its opening in 1990.
- 🔴 Named TL Player of the Week twice in August.
- 🔴 Had his contract selected by ARI on 9/4.

☛ Singled as a pinch-hitter off Jay Powell in his 1st major league at-bat on 9/19 at COL.

☛ Played for Mazatlan in the Mexican Pacific League after the season.

2000: Combined to hit .342 (172-for-503) with 35 doubles, 14 home runs, and 96 RBI in 133 games between Single-A South Bend and Double-A El Paso.

☛ Among all full season minor leaguers, ranked 4th in hits and 10th in AVG...Led ARI's minor league system in hits, doubles, RBI, and total bases (259).

☛ Had a 20-game hitting streak, 4/28-5/16...Batted .400 (30-for-75) with 17 RBI in that span.

☛ Named Midwest League Player of the Week, 5/14-20...Hit .476 (10-for-21) with 6 RBI for the week.

☛ Closed out the season with an 18-game hitting streak, 8/16-9/3...Hit .405 (30-for-74) over that span.

☛ Named D-backs Co-Minor League Player of the Month for August after finishing with a .365 AVG and 19 RBI.

☛ Played for Scottsdale in the Arizona Fall League after the season.

1999: Began his professional career with Rookie-level Missoula where he was named Short-Season Player of the Year by Baseball America.

☛ Earned Pioneer League MVP honors and was also a PL All-Star.

☛ Became the 1st short-season player to have at least 100 RBI in a season.

☛ Led the PL in RBI (101), at-bats (306), hits (105), doubles (25), and XBH (44).

☛ Named PL Player of the Week, 7/19-25.

☛ Earned Diamondbacks Minor League Player of the Month honors for July after batting .351 with 53 RBI.

PERSONAL

☛ Married to Sarah...The couple has 4 children: Adam, Alex, Luke, and Audrey.

☛ Graduated from Centralia (WA) High School, where he played basketball, football, baseball, and golf.

☛ Attended the University of Nevada-Reno.

LYLE OVERBAY'S CAREER RECORD

YEAR	CLUB	AVG.	G	AB	R	H	2B	3B	HR	RBI	SH	SF	HB	BB	SO	SB	CS	E
1999	Missoula	.343	75	306	66	105	25	7	12	101	0	4	2	40	53	10	3	10
2000	El Paso	.352	62	244	43	86	16	2	8	49	0	2	2	28	39	3	2	12
	South Bend	.332	71	259	47	86	19	3	6	47	0	2	2	27	36	9	2	11
2001	El Paso	.352	138	532	82	187	49	3	13	100	0	8	5	67	92	5	4	13
2002	Tucson	.343	134	525	83	180	40	0	19	109	0	5	7	42	86	0	0	10
2003	Tucson	.286	35	119	24	34	11	0	4	16	0	1	0	28	19	0	0	5
	ARIZONA	.276	86	254	23	70	20	0	4	28	0	2	2	35	67	1	0	2
2004	MILWAUKEE	.301	159	579	83	174	53	1	16	87	0	6	2	81	128	2	1	11
2005	MILWAUKEE	.276	158	537	80	148	34	1	19	72	1	4	2	78	98	1	0	10
2006	TORONTO	.312	157	581	82	181	46	1	22	92	0	2	2	55	96	5	3	9
2007	New Hamp.	.267	4	15	2	4	1	0	1	5	0	0	0	3	3	0	0	1
	TORONTO	.240	122	425	49	102	30	2	10	44	0	3	1	47	78	2	0	5
2008	TORONTO	.270	158	544	74	147	32	2	15	69	1	5	3	74	116	1	2	5
2009	TORONTO	.265	132	423	57	112	35	1	16	64	0	3	0	74	95	0	0	2
2010	TORONTO	.243	154	534	75	130	37	2	20	67	0	3	3	67	131	1	0	6
2011	PITTSBURGH	.227	103	352	40	80	17	1	8	37	1	1	1	36	77	1	1	8
	ARIZONA	.286	18	42	3	12	4	0	1	10	0	0	1	6	11	1	0	0
2012	Gwinnett	.273	7	22	3	6	3	0	0	3	0	0	0	6	6	0	0	0
	ARIZONA	.292	45	96	11	28	9	0	2	10	0	1	0	12	26	0	0	1
	ATLANTA	.100	20	20	1	2	1	0	0	0	0	0	0	1	8	0	0	0
Major League Totals		.270	1324	4399	578	1188	318	11	133	581	3	30	17	566	937	15	7	59
Minor League Totals		.340	526	2022	350	688	164	15	63	430	0	22	18	241	334	27	11	62

1999 Signed by the Arizona Diamondbacks as an 18th-round selection in the June draft

2003 Acquired by the Milwaukee Brewers with INF Craig Counsell, INF Junior Spivey, C Chad Moeller, LHP Chris Capuano, and LHP Jorge De La Rosa in exchange for INF Richie Sexson, LHP Shane Nance, and a player to be named later (OF Noochie Varner) on 12/1

2005 Acquired by the Toronto Blue Jays with RHP Tyler Taubenheim in exchange for RHP Dave Bush, OF Gabe Gross, and LHP Zach Jackson on 12/8

2010 Signed by the Pittsburgh Pirates as a free agent on 12/15...Released on 8/9

2011 Signed by the Arizona Diamondbacks as a free agent on 8/13

2011 Re-signed by the Arizona Diamondbacks as a free agent on 12/16...Released on 8/5

2012 Signed by the Atlanta Braves as a minor league free agent on 8/21

2013 Signed by the Boston Red Sox as a minor league free agent on 1/30

ADDITIONAL BATTING STATISTICS

YEAR	CLUB	OBP	SLG	OPS	TB	GDP
2003	ARIZONA	.365	.402	.767	102	8
2004	MILWAUKEE	.385	.478	.863	277	11
2005	MILWAUKEE	.367	.449	.816	241	17
2006	TORONTO	.372	.508	.880	295	19
2007	TORONTO	.315	.391	.706	166	12
2008	TORONTO	.358	.419	.777	228	24
2009	TORONTO	.372	.466	.838	197	8
2010	TORONTO	.329	.433	.762	231	9
2011	PITTSBURGH	.300	.349	.649	123	12
	ARIZONA	.388	.452	.840	19	1
2012	ARIZONA	.367	.448	.815	43	3
	ATLANTA	.143	.150	.293	3	1
Major League Totals		.353	.438	.791	1927	125

DIVISION SERIES RECORD

YEAR	CLUB	AVG.	G	AB	R	H	2B	3B	HR	RBI	SH	SF	HB	BB	SO	SB	CS	E
2011	ARI vs. MIL	.000	2	4	0	0	0	0	0	0	0	0	0	0	2	0	0	0

CAREER FIELDING RECORD

YEAR	CLUB	POS	PCT.	G	GS	PO	A	E	TC	DP
2003	ARIZONA	1B	.997	75	69	643	58	2	703	48
2004	MILWAUKEE	1B	.992	158	150	1311	113	11	1435	110
2005	MILWAUKEE	1B	.992	154	143	1134	96	10	1240	104
2006	TORONTO	1B	.994	145	139	1357	93	9	1459	124
2007	TORONTO	1B	.996	119	107	1060	101	5	1166	107
2008	TORONTO	1B	.997	156	151	1316	155	5	1476	112
2009	TORONTO	1B	.998	130	117	1028	102	2	1132	113
2010	TORONTO	1B	.996	153	150	1310	101	6	1417	150
2011	PITTSBURGH	1B	.991	98	92	836	60	8	904	90
	ARIZONA	1B	1.000	11	10	84	6	0	90	7
2012	ARIZONA	1B	.995	21	21	170	14	1	185	26
	ATLANTA	1B	1.000	2	2	20	0	0	20	0
Career Totals		1B	.995	1222	1151	10269	899	59	11227	991

CAREER SINGLE-GAME HIGHS

HITS	5, 5/1/05 for MIL vs. CIN
DOUBLES	3, 2 times, last 5/24/07 for TOR at BAL
HOME RUNS	2, 9 times, last 8/20/10 for TOR at BOS
RBI	7, 8/20/10 for TOR at BOS
RUNS SCORED	3, 11 times, last 5/22/12 for ARI vs. LAD
WALKS	4, 2 times, last, 5/4/05 for MIL vs. CHI
STRIKEOUTS	4, 3 times, last 8/19/11 for ARI at ATL
STOLEN BASES	1, 15 times, last 9/21/11 for ARI vs. PIT
HITTING STREAK	18, 4/27/04-5/18/04
EJECTIONS	None

HOME RUN NOTES

MULTI-HOME RUN GAMES (9)
2-HOME RUN GAMES (9)
Last: 8/20/10 at BOS
LEADOFF HOME RUNS (0)
GRAND SLAMS (3)
Last: 5/10/06 vs. OAK off Joe Blanton
PINCH-HIT HOME RUNS (2)
Last: 5/18/08 at PHI off Chad Durbin
EXTRA-INNING HOME RUNS (3)
Last: 9/25/10 vs. BAL off Mark Hendrickson
GAME-ENDING HOME RUNS (2)
Last: 9/25/10 vs. BAL off Mark Hendrickson
INSIDE-THE-PARK HOME RUNS (0)

FULL NAME: Dustin Luis Pedroia

BATS: Right **THROWS:** Right **HEIGHT:** 5-8 **WEIGHT:** 165

OPENING DAY AGE: 29 (Turns 30 on August 17)

BORN: August 17, 1983 in Woodland, CA

RESIDES: Chandler, AZ

MAJOR LEAGUE SERVICE: 6 years, 41 days

ACQUIRED: Selected in the **second round** of the June 2004 draft

SIGNED BY: Dan Madsen (Red Sox)

CONTRACT STATUS: Signed through 2014 (club option for 2015)



CAREER HIGHLIGHTS

Helped the Red Sox to a World Series title as consensus American League Rookie of the Year in 2007.

Named the AL MVP and took home both Gold Glove and Silver Slugger awards at 2nd base in 2008.

Selected to the American League All-Star team in each of 3 seasons from 2008-10, winning the fan vote as the starter at 2nd base in 2008-09 (did not attend in 2009).

Took home his 2nd Gold Glove award at 2nd base in 2011...Became the 1st Red Sox to win multiple Gold Gloves since Dwight Evans collected his 8th in 1985...The only other Red Sox ever to win the award as a 2nd baseman was Doug Griffin in 1972.

Named the 2nd baseman in the starting lineup of the All-Enway Team on 9/26/12.

Earned the Thomas A. Yawkey Memorial Award as the Red Sox MVP from the Boston Baseball Writers for a 2nd time in 2012 (also 2008)...No other Sox 2nd baseman has ever been given the award.

Received the 2011 Jackie Jensen Award from the Boston Chapter of the BBWAA...The award is presented annually to a Major League player for spirit and determination.

Career .991 fielding percentage at 2nd base is the best in club history at the position (min. 300 games)...Leads active American Leaguers with at least 700 games at 2nd base.

Holds the longest career errorless games and chances streaks at 2nd base in Red Sox history, logging 98 games and 439 total chances without a miscue from 7/30/09-5/19/10 and 7/29/09-5/20/10, respectively.

Despite playing only 31 games in 2006, his 1st ML campaign, is the only player in Red Sox history to combine for 100 stolen bases and as many as 1,000 hits or 100 home runs within his 1st 7 ML campaigns...His 245 doubles are 4th most by a Red Sox in his 1st 7 big league seasons after Ted Williams (275), Wade Boggs (263), and Carl Yastrzemski (258).

Owns a .390 AVG (48-for-123) in 30 career starts in the clean-up spot in the order, with 7 homers and 29 RBI in those contests.

Career AVG of 11.6 PA per strikeout (329 SO/3,824 PA) is the best AL mark by any active player and ranks 3rd among active Major Leaguers (min. 3,000 PA) after Juan Pierre (17.6) and Placido Polanco (14.7).

With 349 walks and 329 strikeouts, is 1 of 4 active big leaguers with at least 300 walks and more walks than strikeouts, along with Albert Pujols (1,027 BB, 780 SO), Joe Mauer (555 BB, 475 SO), and Todd Helton (1,295 BB, 1,088 SO).

Since the start of his 1st full season in 2007, ranks 2nd in the AL with 241 doubles, behind NYY's Robinson Cano (259)...Is 5th in the circuit with 555 runs, 6th with 1,008 hits, and 7th among AL qualifiers with a .306 AVG (3,299 AB) over that span...Also 6th in that period with 291 multi-hit games, 3rd with 17 4-hit games, 6th with 1,379 times on base, and 7th with 14,779 pitches faced.

Ranks among ML leaders at 2nd base since 2007 in games (4th, 821), games started (4th, 813), innings played (4th, 7,140.0), putouts (6th, 1,446), total chances (6th, 3,720), and assists (7th, 2,241)...Has the 4th-highest zone rating at the position in that time at .839.

RED SOX MOST VALUABLE PLAYERS

YEAR	PLAYER	POS
1938	Jimmie Foxx	1B
1946	Ted Williams	OF
1949	Ted Williams	OF
1958	Jackie Jensen	OF
1967	Carl Yastrzemski	OF
1975	Fred Lynn	OF
1978	Jim Rice	OF
1986	Roger Clemens	RHP
1995	Mo Vaughn	1B
2008	Dustin Pedroia	2B

MOST VALUABLE PLAYERS AT SECOND BASE

YEAR	PLAYER	CLUB
1931	Frankie Frisch	STL
1937	Charlie Gehringer	DET
1942	Joe Gordon	NYN
1949	Jackie Robinson	BRK
1959	Nellie Fox	CWS
1975	Joe Morgan	CIN
1976	Joe Morgan	CIN
1984	Ryne Sandberg	CHC
2000	Jeff Kent	SF
2008	Dustin Pedroia	BOS

(Lists reflect only BBWAA award winners)

🔴 Joins NYY's Robinson Cano as the only AL 2nd basemen with double-digits in home runs in each of the last 5 seasons since 2008...The only other Red Sox 2nd baseman with as many 10+ homer campaigns is Bobby Doerr, who did it 12 times (1939-44, 1946-51)...All 80 homers since 2008 have come while playing 2nd base, 3rd among AL players at the position during that time.

🔴 Led the AL in runs scored in both the 2008 and 2009 campaigns, scoring 118 and 115 times, respectively...Paced the majors with 54 doubles and tied for the ML lead with 213 hits that season (also SEA's Ichiro Suzuki).

🔴 Has reached the 30-double mark 5 times (2007-09, 2011-12), 1 shy of Bobby Doerr for the club record among 2nd basemen.

🔴 With 102 stolen bases, is tied with Jimmy Collins and Duffy Lewis for 11th on the club's all-time list, the most ever by a Red Sox 2nd baseman.

🔴 Has recorded 4, 20-steal seasons (2008-09, 2011-12), the most by a Red Sox in the live ball era (since 1920) and the most ever 20-SB campaigns by a Red Sox 2nd baseman...Also tallied at least 15 homers in each of those 4 years for a franchise-record 4 seasons with at least 15 home runs and 15 stolen bases (2008-09, 2011-12).

🔴 With career-highs in homers (21) and stolen bases (26) in 2011, became the 7th Red Sox to record 20 homers and 20 steals in a single season (2nd in 2011, also Jacoby Ellsbury), the 8th time it has been done in club history...Joined Ellsbury as the only set of Sox teammates to do it in the same season.

🔴 Recorded his 1,000th career hit in his 833rd ML game on 9/3/12 at SEA...Was the 7th-fewest ML games for a Red Sox player to reach the 1,000-hit plateau behind Nomar Garciaparra (746), Wade Boggs (747), Johnny Pesky (774), Tris Speaker (803), Ted Williams (814), and Jim Rice (827).

🔴 On 12/3/08, signed a 6-year contract with a club option for 2015.

🔴 Owns a .252 AVG (29-for-115) with 5 homers and 18 RBI in 28 career playoff games, all starts at 2nd base.

🔴 Ranks among Red Sox all-time postseason leaders in doubles (T-4th, 9), runs (T-4th, 22), home runs (T-6th), hits (8th, 29), and RBI (9th).

2012: Named Red Sox MVP by the Boston Baseball Writers...Topped the club in games (141), at-bats (563), hits (163), doubles (39), multi-hit games (47), total bases (229), extra-base hits (tied, 57), and stolen bases (20), and also Sox qualifiers in OBP (.347).

🔴 Tied for 8th in the AL in doubles...Was the 3rd-hardest AL qualifier to strike out, fanning once every 10.4 plate appearances (60 SO/623 PA).

🔴 Among primary 2nd basemen in the AL, ranked 2nd in AVG (.290), OBP, SLG (.449), and OPS (.797), trailing only NYY's Robinson Cano in each category...Finished 2nd in the AL in hits (159) and doubles (tied, 38) as a 2nd baseman and was 3rd in the AL in extra-base hits (56) and total bases (248) at the position.

🔴 Was his 4th career 20-SB season, the most for a Red Sox player in the live ball era (since 1920)...Matched TEX's Ian Kinsler for the 2nd-most thefts in the AL as a 2nd baseman after CLE's Jason Kipnis (31).

🔴 Was his 4th career season with at least 15 home runs and 15 stolen bases, passing Reggie Smith and Jackie Jensen (3 each) for the most in franchise history...Is the 1st Sox 2nd baseman to reach double digits in homers in 5 consecutive seasons since Bobby Doerr did it in 6 straight campaigns from 1946-51.

🔴 Was his 5th straight double-digit homer season...The only other Red Sox 2nd baseman with as many 10+ homer campaigns is Bobby Doerr, who did it 12 times (1939-44, 1946-51).

🔴 Batted .305 (50-for-164) with an .848 OPS against left-handed pitching, including a .338 AVG and .929 OPS off southpaws beginning 5/2 and .411/1.156 from 7/25 through the end of the year.

🔴 Hit .325 (40-for-123) against the AL West, the 5th-best mark in the majors (min. 125 PA)...Also went 14-for-31 (.452) in 8 games against the Indians.

🔴 Batted .324 (33-for-102) when leading off an inning...Combined to bat .329 (48-for-146) in the 1st and 2nd inning overall...Hit .339 in the 6th inning or later (76-for-224).

🔴 Missed 6 games after leaving 5/28 vs. DET due to a jammed right thumb...Hit .210 (22-for-105) in his next 26 games before landing on the 15-day DL on 7/6 (retro to 7/4) with a right thumb sprain.

🔴 Following 7/19 activation from DL, ranked 8th in AL with 82 hits, accumulating a .318/.372/.508 line over the duration of the season...Started 67 of BOS's last 70 tilts beginning 7/19, including all 51 contests through 9/12.

🔴 Reached base safely in all but 5 of his last 55 tilts dating back to 8/1 (70-for-212, .330, 21 BB, 2 HBP).

🔴 Hit safely in 42 of his last 51 games beginning 8/5, tying for the major league lead with 20 doubles in that time (also LAA's Albert Pujols)...Beginning on 8/5, also ranked among AL leaders in AVG (5th, .340), OBP (4th, .400), SLG (7th, .543), OPS (5th, .943) and extra-base hits (5th, 27)...No other qualifying middle infielder in the AL (min. 165 PA) had a better OBP, SLG, OPS, or more extra-base hits in that time.

MOST 20 SB SEASONS IN RED SOX HISTORY

PLAYER	NO. SEASONS (YEARS)
Harry Hooper	9 (1910-13, '15-19)
Tris Speaker	7 (1909-15)
Dustin Pedroia	4 (2008-09, '11-12)
Heinie Wagner	4 (1907-08, '10, '12)

- 🔴 Tallied a season-high 18-game on-base streak from 4/29-5/17...Also had 17-game on-base streaks from 8/1-18 and 8/21-9/7...The only other AL players with as many on-base streaks of at least 17 games in 2012 were DET's Prince Fielder, NYY's Derek Jeter and MIN's Justin Morneau (3 each).
 - 🔴 Notched season-high 15-game hit streak from 8/21-9/4, batting .393 (24-for-61) with 7 doubles, 2 homers and 8 RBI...Also posted a 14-game hit streak 4/29-5/13 (.350, 21-for-60, 2 HR, 11 RBI) and a 13-gamer 8/5-18 (.404, 21-for-52, HR, 8 RBI)...Was his 1st ever campaign with at least 3 hit streaks of at least 12 games.
 - 🔴 Hit safely in 19 of his last 21 home games dating back to 8/5 at a .384 clip (33-for-86)...Homered 5 times in a span of 9 home games from 8/23-9/11, including in back-to-back tilts from 9/9-11.
 - 🔴 Recorded his 1,000th career hit with a 1st-inning double on 9/3 at SEA in his 833rd game...Was the 7th-fewest major league games for a Red Sox player to reach the 1,000-hit plateau after only Nomar Garciaparra (746), Wade Boggs (747), Johnny Pesky (774), Tris Speaker (803), Ted Williams (814), and Jim Rice (827).
 - 🔴 Stole 2 bases 9/26 vs. TB to reach 100 in his career and pass Jerry Remy (98) for the most ever for a Red Sox 2nd baseman...Became the 1st Red Sox to reach 1,000 hits and 100 SB within his 1st 7 ML campaigns and, at 29 years old, the youngest Red Sox player when reaching those marks during the live ball era (since 1920).
 - 🔴 Became the 1st Red Sox player ever to reach 1,000 hits and 100 SB within his 1st 7 ML campaigns...The only other AL 2nd basemen to reach those marks in their 1st 7 seasons are Del Pratt (1912-18), Chuck Knobloch (1991-97) and Ray Durham (1995-2001)...Also became the youngest Red Sox to record 1,000 hits and 100 stolen bases in the live ball era (since 1920).
 - 🔴 Led AL qualifiers with a career-best .992 fielding percentage in 139 games/starts at 2nd base (5 E/625 TC), the 3rd-best single-season mark by a Red Sox 2nd baseman after Mark Loretta in 2006 (.994) and Bobby Doerr in 1948 (.993)...Ranked 2nd in the AL in zone rating (.834) at the position...Was a finalist for Rawlings' AL Gold Glove at 2nd base and was the Red Sox representative as the team's Wilson Defensive Player of the Year.
 - 🔴 Went a single-season career-high 65 consecutive errorless games from 4/21-7/22, the longest streak by a Red Sox 2nd baseman in a season since Bobby Doerr in 1948 (73 G, 6/24-9/19), according to STATS.
 - 🔴 Knocked a 1-out single in the 7th inning on 4/29 at CWS to break up Gavin Floyd's no-hit bid.
 - 🔴 Collected 3 walks in back-to-back games on 5/6 vs. BAL and 5/7 at KC to tie a single-game career high for 7th and 8th times...Became the 1st Red Sox middle infielder to draw at least 3 walks in consecutive contests since Pete Runnels from 8/14-15/59.
 - 🔴 Hit a game-tying solo homer in the 8th inning on 7/1 at SEA, snapping a 165-AB streak without a home run, his 2nd-longest career drought (190 AB from 4/7-5/31/09)...Hit 4 homers in 15 July games, including in long balls in back-to-back games from 7/25-27.
 - 🔴 Hit safely in 26 of 29 games in August at .342 (40-for-117)...Tied for the ML lead with 12 doubles in August, matching a single-month career high (also September 2008), including a single-game career-high-tying 3 doubles on 8/6 vs. TEX (3rd time)...Also ranked among AL August leaders in hits (T-2nd), doubles (1st in ML, 12), extra-base hits (T-3rd, 16), and runs (T-4th, 22).
 - 🔴 Tied career high with 3 doubles on 8/6 vs. TEX (3rd time, 1st since 4/9/11 vs. NYY).
 - 🔴 Collected season-high 4 hits and 5 RBI, including a double and a homer, in a 10-inning loss to LAA on 8/23...5 RBI matched a career high for the 5th time, 1st since 9/13/11 vs. TOR.
 - 🔴 Was ejected in the 9th inning by 1st base umpire Paul Nauert on 8/7/12 vs. TEX...It was his 2nd career ejection, also 8/19/08 at BAL.
- 2011: Set career highs with 159 games, 3 triples, 21 homers, 91 RBI, 86 walks, 26 stolen bases, and a .387 OBP...Became 7th Red Sox to record 20 homers and 20 steals in a single season (2nd in 2011, also Jacoby Ellsbury), the 8th time it had been done in club history.**
- 🔴 Joined Ellsbury as the only set of Sox teammates to post 20 HR/20 SB in the same season.
 - 🔴 21 homers were 4th most in a single season by a Red Sox 2nd baseman (min. 100 games at 2nd base) to Bobby Doerr's 27 in 1948 and 1950, and 22 in 1940.
 - 🔴 His 26 stolen bases marked the most by a Sox 2nd baseman since Jerry Remy's 30 in 1978.
 - 🔴 Finished 2nd in the majors with a .358 AVG (64-for-179) against left-handed pitching, behind only Texas' Michael Young's .361 mark...Also placed among AL leaders in AVG (7th, .307), hits (6th, 195), multi-hit games (7th, 56), 3+ hit games (T-4th, 18), runs (T-8th, 102), total bases (9th, 301), times on base (4th, 282), walks (6th, 86), OBP (7th, .387), games (T-4th, 159), at-bats (6th, 635), and pitches seen (2nd in ML, 3,063).
 - 🔴 Earned 2nd career Gold Glove Award at 2nd base...Had a .990 fielding pct., 2nd among qualifying AL 2nd baseman (LAA's Howie Kendrick, .992)...Set single-season club records with 159 games and 1,392.1 innings as a 2nd baseman, both led the AL, and also topped the majors with 158 starts at the position...Also ranked among AL leaders at the position in putouts (2nd, 290), chances (3rd, 722), assists (3rd, 425) and double plays (4th, 81).
 - 🔴 Hit .321 (102-for-318) in 80 games at Fenway Park, the 10th-best home AVG in the AL...Notched a 25-game hit streak at Fenway from 6/4-8/3 (.426, 43-for-101), the 3rd-longest home hit streak by a Red Sox since 1916 and longest since Nomar Garciaparra's 31-gamer, 4/20-6/28/03.

⚡ Batted .406 (28-for-69) with 13 RBI in 17 games vs. NYY, the highest mark on the team against the Yanks and 5th-best among all major leaguers with at least 25 PA against NYY.

⚡ Posted a career-high, 25-game hit streak from 6/29-7/28, the longest run in the AL in 2011 and longest ever by a Red Sox 2nd baseman (passed Del Pratt, 23 games, 6/23-7/14/1922)...Tied for 11th-longest in club history overall...Hit .404 (44-for-109) with 9 doubles, a triple, 9 homers, 20 RBI, and 27 runs, with 12 multi-hit efforts in that time.

⚡ Tallied a career-high 37-game on-base streak from 6/15-7/28, 8 more tilts than his previous career long stretch, a 29-game run from 6/22-7/27/08...Tied for the 4th-longest streak in the majors in 2011, and was the longest such stretch for a Red Sox batter since Kevin Youkilis' 44-game run, 7/12-9/10/08...Also the longest for a Sox 2nd baseman since Jerry Remy reached in 37 straight tilts, 4/20-6/1/79... Batted .390 (60-for-154) over the 37 contests with 14 doubles, 2 triples, 10 homers, 26 RBI, 36 runs, and 23 walks, hitting safely in 36 of those tilts.

⚡ Recorded career-high-tying 5-game multi-hit streaks twice (4th and 5th time in his career), 7/10-18 (12-for-26, .462) and 7/30-8/3 (10-for-21, .476)...Tallied career-long 8-game extra-base hit streak, 7/7-18 (5 2B, 5 HR)... XBH streak was 1 shy of the longest by a Red Sox since 1916 (4 times, last David Ortiz, 4/19-29/04)...Since 1916, he is the 1st Sox to have such a stretch as a 2nd baseman.

⚡ Started 25 games in the cleanup spot, hitting .347 (35-for-101) with 5 homers and 21 RBI in those tilts... Homered in each of his 1st 2 starts in the 4-hole, 6/30 and 7/5...Including his previous 2 starts as the cleanup hitter on 9/2-3/08, homered in 4 straight games while starting in the slot, the 1st Red Sox batter to hit home runs in 4 straight starts as the cleanup man since Manny Ramirez, 6/2-5/01...Notched a sac bunt on 8/12 at SEA, the 1st by a Boston clean-up hitter since Ellis Burks on 8/30/90 at CLE.

⚡ Hit over .300 in every month after April (.255) and May (.227), hitting .340 in June, .411 in July, .303 in August and .304 in September...Named AL Player of the Month for July, leading the majors with 46 hits, .411 AVG (min. 84 PA), 27 runs (tied), 81 total bases, and 18 extra-base hits (tied)...The 46 hits were the most for a Red Sox player during July of any season since 1939, when 3 future Hall of Famers each collected more: Bobby Doerr (52), Ted Williams (48) and Jimmie Foxx (47)...Tied for the AL lead with 8 July homers, his most in any month and the most by a Red Sox 2nd baseman in July since 1964 (Felix Mantilla, 10).

⚡ Opening Day on 4/1 at TEX marked 1st game action since 8/18/10.

⚡ Tallied 3 hits in each of Boston's 1st 3 home games from 4/8-10, his 2nd-career stretch with 3 straight 3-hit games, also 6/25-28/08...Became just the 2nd Red Sox ever with at least 3 hits in each of the club's 1st 3 home games of a season, joining Ira Flagstad in 1926...Was also the 1st player in Sox history to have at least 3 hits and 2 RBI in each of the team's 1st 2 home games of a season (3 RBI on 4/8 and 2 RBI on 4/9).

⚡ Knocked 1st homer of the season on 4/8 vs. NYY, a solo shot in the 1st...Marked 3rd straight year going deep in the Sox home opener, including the club's 1st game in 2009 (vs. TB) and 2010 (vs. NYY)...The only other Red Sox player to do it was Fred Lynn from 1978-80 (Elias).

⚡ Had a career-long stretch of 17 games without an RBI from 5/3-22...Drove in 81 runs over 114 tilts after that stretch through the end of the season.

⚡ Had 2 hits in 1st inning 5/25 at CLE...A 2-run homer was his 1st shot since 4/15 vs. TOR, snapping a 34-game homerless drought.

⚡ Drew 21 walks in June, most of any month of his career...Tied career high with 3 BB, 6/21 vs. SD and 8/9 at MIN.

⚡ Had a 62-game errorless streak from 6/26-9/3, 11 shy of Bobby Doerr's single-season club record of 73 games from 6/23-9/19/48.

⚡ Hit 6 homers in 8 games, 7/5-16...Bobby Doerr is the only other Red Sox 2nd baseman ever to hit 6 homers in an 8-game span (1948 and 1950)...Went deep in 3 straight tilts, 7/10-16, his 1st time with a homer in 3 consecutive games in a single season in his career and the 1st Red Sox 2nd baseman to do it since Felix Mantilla from 9/18-20/64.

⚡ Drove in the game-winning run in the top of the 16th on 7/17 at TB, with a single scoring Josh Reddick... Notched 3 of Boston's 5 hits in the 1-0 victory.

⚡ Hit 200th career double 9/3 vs. TEX in his 691st ML game...Since 1916, the only other Red Sox to reach the mark that quickly was Nomar Garciaparra (665th game).

⚡ Hit safely in each of his last 11 games of the season from 9/18-28, tied for his 2nd-longest stretch of 2011 (also 6/15-26) behind his career-high 25-game run...Hit .426 (20-for-47) over the 11 tilts with 8 RBI and 7 runs.

⚡ Went 4-for-5 with 2 doubles, 2 HR, 5 RBI, and 4 runs in an 18-6 win vs. TOR on 9/13...Marked 3rd-career multi-homer game, 1st since hitting 3 roundtrippers on 6/24/10 at COL...Tied career highs for RBI and extra-base hits, and had season-high 4 runs, all last achieved on 6/24/10 at COL...His 4 hits also tied a season high (also 7/26 vs. KC).

⚡ Underwent surgery on 9/30 to remove a screw from his left foot that had been inserted during a surgical procedure on 9/3/10.

20 HR/20 SB SEASONS, RED SOX HISTORY

PLAYER	GAMES	HR/SB
Jackie Jensen	1954	25/22
Jackie Jensen	1959	28/20
Carl Yastrzemski	1970	40/23
Ellis Burks	1987	20/27
John Valentin	1995	27/20
Nomar Garciaparra	1997	30/22
Jacoby Ellsbury	2011	32/39
Dustin Pedroia	2011	21/26

2010: Limited to 75 games due to a fractured left foot, suffered in June.

🔥 Hit 6 home runs in April, the most ever by a Sox 2nd baseman...The previous mark was 4 homers by Tim Lincecum (1994), Mike Andrews (1969) and Bobby Doerr (1941).

🔥 Ranked among June AL leaders in SLG (4th, .626), AVG (5th, .374), OBP (5th, .449), extra-base hits (5th, 14), doubles (T-6th, 9), and runs (T-8th, 19).

🔥 Doubled in 7 straight home games from 6/1-15, tied with Wade Boggs (7/15-8/1/83) for the longest such streak in Red Sox history.

🔥 Posted a .500 AVG (26-for-52) with 4 homers, 13 RBI, and 17 runs over 13 games from 6/10-24...Hit safely in 12 of those 13 tilts, including 9 multi-hit efforts.

🔥 Recorded 1st career walk-off hit on 6/20, a 2-out RBI single in the 9th inning vs. LAD...Became just the 3rd Sox player ever to record a walk-off hit against the Dodgers in the regular season or playoffs, joining David Ortiz (9th inning single on 6/11/04) and Del Gainer (14th inning single on 10/9/16, Game 2 of World Series).

🔥 Set a career high and matched the Red Sox record with 3 home runs on 6/24 at COL...Became the 20th Sox player (25th time) with 3 homers in a game, 1st since Kevin Millar, 7/23/04 vs. NYN...Was the 2nd Red Sox 2nd baseman to do it, joining Bobby Doerr, 6/8/50 vs. SLB.

🔥 Also singled and doubled in the 6/24 game for 3rd career 5-hit effort, 1st since 8/12/08 vs. TEX, and a career-high 15 total bases, the most by a Sox player since John Valentin on 6/2/95 vs. SEA (15)...No other major leaguer had tallied 15 total bases in a game since St. Louis' Albert Pujols on 7/20/04 at CHC (15)...Was his 2nd career game with 4 extra-base hits, also 7/2/08 at TB (accomplished again on 9/13/11 vs. TOR).

🔥 Fractured left foot on 6/25 at SF when he fouled a ball off the foot in the top of the 3rd inning...Landed on the DL the next day.

🔥 Named to 3rd-straight All-Star team and attended the 7/13 exhibition at Angel Stadium, but was unable to participate due to injury...Selected via the Player Ballot, a vote of the players, managers and coaches.

🔥 Played in 2 rehab games with Triple-A Pawtucket from 8/14-15 before being activated from the DL on 8/17...Appeared in 2 games from 8/17-18 before returning to the DL on 8/20 (retro to 8/19) and remained sidelined for the duration of the season...Underwent season-ending surgery on the navicular bone of his left foot on 9/3...A screw was inserted to promote healing of the fracture that occurred on 6/25 in SF...The procedure was performed by Dr. George Theodore and Dr. Tom Gill at Massachusetts General Hospital.

2009: Named to All-Star Team and led AL in runs (115) for the 2nd straight season...Paced the Red Sox in games played (154) and doubles (48) and finished 2nd in stolen bases (20).

🔥 Also finished among the AL's top 10 in doubles (T-3rd, 48), times on base (7th, 264), at-bats (10th, 626), and hits (T-10th, 185)...Was the hardest player in the majors to strike out, fanning once every 15.87 plate appearances, the best mark by a Red Sox batter since Wade Boggs (19.29) in 1992.

🔥 Became the 1st Red Sox player to hold the outright AL lead in runs in back-to-back seasons since Dom DiMaggio did it from 1950-51...Wade Boggs led the league in 1988 and tied for the top spot in 1989.

🔥 Reached 40 doubles on 8/24, joining Jody Reed (1990-91) as the only Red Sox 2nd baseman to record 40 2-baggers in 2 separate seasons with the club...Notched 100th career double on 4/17 vs. BAL.

🔥 Recorded 3 or more hits in a game 20 times, tied for 3rd in the AL...Led the team with 3 games of 4+ hits.

🔥 Collected 20 stolen bases for 2nd straight year, 4th among AL 2nd basemen...Joined Amby McConnell (1908-09) as only Red Sox 2nd basemen with 20 or more steals in multiple seasons...Successful on 20 of 28 attempts.

🔥 Belted 15 home runs, 6th among AL 2nd basemen...Was the 2nd straight year reaching that mark...Joined Robert Alomar (3), Ray Durham (3), Alfonso Soriano (3), Ian Kinsler (3), and Chuck Knoblauch (2) as the only AL 2nd basemen ever to post at least 15 homers and 20 steals in consecutive seasons.

🔥 Finished 3rd among AL 2nd basemen with a .991 fielding percentage, making just 6 errors in 663 total chances...Was 4th in that group with 154 games played at the position and 4th with 253 putouts.

RED SOX SINGLE-SEASON FIELDING PERCENTAGE LEADERS**AT SECOND BASE**

YEAR	PLAYER	PCT.	TC	E
2006	Mark Loretta	.994	639	4
1948	Bobby Doerr	.993	802	6
2012	Dustin Pedroia	.992	625	5
2008	Dustin Pedroia	.992	733	6
2009	Dustin Pedroia	.991	663	6
1961	Chuck Schilling	.991	854	8
2007	Dustin Pedroia	.990	625	6
2011	Dustin Pedroia	.990	722	7

🔥 Hit a home run in his 1st plate appearance of the season, 4/7 vs. TB...Was the 1st reigning MVP to homer in his 1st plate appearance since MIN's Justin Morneau in 2007...Jim Rice (1978 MVP) was the last Red Sox batter to go deep on Opening Day following an MVP campaign...Also homered in his last plate appearance of the year, 10/4 vs. CLE...Joined Alex Rodriguez as the only players in the majors to homer in their 1st and last plate appearances of 2009.

🔥 After 1st homer, went 190 at-bats before hitting No. 2 on 5/31 at TOR...Turned in 1st career multi-homer game on 9/8 vs. BAL...Belted 2nd career leadoff homer on 10/3 vs. CLE.

🔥 Led the team and ranked 5th in the AL with a .365 clip in the month of May, including a 10-game hitting streak from 5/17-27 (16-for-38, .421).

- ⚾ Hit .303 with 65 runs in the 1st half before posting a .287 AVG and 50 runs after the Midsummer Classic.
- ⚾ Earned 2nd career All-Star selection, winning the starting job with 3,404,384 fan votes to beat out TEX's Ian Kinsler (3,331,298)...Withdrawn from the 7/14 game at Busch Stadium in St. Louis due to a family health matter.
- ⚾ Hit .316 over his final 25 contests, including a season-high, 16-game hit streak from 9/7-24 (24-for-64, .375).

POSTSEASON: Started all 3 of BOS's ALDS games against the Angels at 2nd base, going 2-for-12 (.167) with a double, 2 RBI, and a run scored...Doubled in BOS's 1st 2 runs of the game and came around to score in the 3rd inning of Game 3 loss at Fenway Park.

2008: Named AL MVP after leading the majors with 54 doubles, tying for 1st with 213 hits (also SEA's Ichiro Suzuki), and placing 2nd with 118 runs and 61 multi-hit games, both AL highs.

⚾ Had the AL's 2nd-highest AVG at .326, 2 points behind MIN's Joe Mauer, and also ranked among the league leaders in at-bats (3rd, 653), times on base (3rd, 270), sac flies (T-3rd, 9), singles (T-3rd, 140), total bases (4th, 322), extra-base hits (7th, 73), and games (19th, 157)...Fanned once every 13.96 PA, the 3rd-best ratio in the AL.

⚾ Placed 2nd in the AL with a .331 AVG (162-for-490) against righties...Hit .307 (50-for-163) with runners in scoring position and was 8-for-16 (.500) with the bases loaded.

⚾ Named AL MVP by the Baseball Writers Association of America on 11/18...Received 16 of 28 1st-place votes, 6 2nds, 4 3rds and 1 4th...The award was the 10th in Red Sox history and the 1st since Mo Vaughn's in 1995...Became just the 4th American Leaguer to win the award while playing the majority of his games at 2nd base and 10th overall ML 2nd baseman...DET's Charlie Gehringer (1937), NYY's Joe Gordon (1942), and CWS's Nellie Fox (1959) are the only other AL winners at the position...No other position has fewer MVP winners.

⚾ Joined Fred Lynn as the 2nd player ever to earn both AL MVP and Rookie of the Year honors with the Red Sox...Ryan Howard (2005-06) and Cal Ripken Jr. (1982-83) are the only other major leaguers ever to earn a league MVP nod 1 season after being named Rookie of the Year...Lynn (1975) and Ichiro Suzuki (2001) won both awards in the same season...Became the 20th former Rookie of the Year to be named MVP, just the 7th AL player to do it, joining Jose Canseco, Rod Carew, Lynn, Thurman Munson, Ripken, and Suzuki (Justin Verlander joined the group in 2011).

⚾ Selected as the 2nd baseman on the American League Gold Glove Team...Was the 37th Gold Glove Award in club history, becoming the 17th different Red Sox player to win, and the 3rd to receive the honor since 1992, joining Kevin Youkilis (2007) and Jason Varitek (2005)...Was the 2nd award for a Red Sox 2nd baseman, 1st since Doug Griffin's in 1972.

⚾ Compiled a .992 fielding pct., 2nd among qualifying ML 2nd basemen behind only OAK's Mark Ellis (.993)...Also the 3rd highest ever by a Red Sox 2nd basemen, trailing Mark Loretta's .994 in 2006 and Bobby Doerr's .993 in 1948 (since passed by Pedroia in 2012, .992)...Made just 6 errors in 733 total chances, tied with Doerr (1948) for fewest ever by a Sox 2nd baseman with at least 700 total chances in a season...Committed 1 miscue over his final 91 games, including a span of 61 consecutive errorless contests from 6/12-8/24, 12 shy of Doerr's club record of 73 games (1948) (since passed by Pedroia)...Ranked among AL leaders at his position in starts (1st, 155), games (2nd), assists (3rd, 448), total chances (4th), double plays (4th, 101), and putouts (5th, 279).

⚾ Chosen as the 2nd baseman on the AL Louisville Slugger Silver Slugger Team, becoming the 1st Red Sox 2nd baseman ever to receive the honor.

⚾ Carlton Fisk (1972) and Fred Lynn (1975) are the only other players in Red Sox history to receive Rookie of the Year and Gold Glove honors within their 1st 2 full big league campaigns...Joined Jason Varitek (2005), Ellis Burks (1990) and Dwight Evans (1981) as the 4th Red Sox to win Gold Glove and Silver Slugger awards in the same season (Adrian Gonzalez and Jacoby Ellsbury also accomplished the feat in 2011).

⚾ 1 of 8 players ever to be named MVP, earn Rookie of the Year and Gold Glove awards, and win a World Series during his playing career, joining Willie Mays, Frank Robinson, Pete Rose, Johnny Bench, Thurman Munson, Cal Ripken, Jr., and Albert Pujols...Of that group, only Pedroia, Pujols, Ripken and Rose also added a Silver Slugger to their resume.

⚾ Was the 8th AL player ever to earn MVP, Gold Glove and Silver Slugger awards in the same season, joining TEX's Alex Rodriguez (2003), SEA's Ichiro Suzuki (2001), TEX's Ivan Rodriguez (1999), SEA's Ken Griffey Jr. (1997), BAL's Cal Ripken, Jr. (1991), NYY's Don Mattingly (1985), and MIL's Robin Yount (1982)...The feat has also since been accomplished by MIN's Joe Mauer (2009)...Joins CHC's Ryne Sandberg (1984) as the only big league 2nd basemen to do it.

⚾ Became the 1st 2nd baseman ever to earn Red Sox Most Valuable Player honors from the Boston BBWAA Chapter...Finished 2nd behind Albert Pujols in the *This Year in Baseball* Hitter of the Year voting...Named the 2nd baseman on *Baseball America's* major league All-Star Second-Team.

FILLING UP THE TROPHY CASE

Is 1 of 8 major leaguers ever to be named MVP, earn Rookie of the Year and Gold Glove awards, and win a World Series during his playing career.

PLAYER	ROY	MVP	GG	WS
Willie Mays	1954	1954, 1965	1957-68	1954
Frank Robinson	1956	1961, 1966	1958	1966, 1970
Pete Rose	1963	1973	1969-70	1975-76, 1980
Johnny Bench	1968	1970, 1972	1968-77	1975-76
Thurman Munson	1970	1976	1973-75	1977-78
Cal Ripken, Jr.	1982	1983, 1991	1991-92	1983
Albert Pujols	2001	2005, 08, 09	2006, 10	2006, 2011
Dustin Pedroia	2007	2008	2008	2007

🔥 Elected in fan balloting as the AL's starting 2nd baseman for the 7/15 All-Star game at Yankee Stadium...Played the 1st 5 innings, going 0-for-1 with a walk...Became the 6th Red Sox All-Star starter at 2nd base joining Bobby Doerr (1941-43-44-46-50), Billy Goodman (1953), Pete Runnels (1960, both games), Felix Mantilla (1965), and Mark Loretta (2006).

🔥 Was 1st player to top the majors in hits and doubles in the same season since NYY's Don Mattingly in 1986...Became 1st Red Sox to lead the majors in hits since Wade Boggs in 1985 (240)...Also BOS's 1st AL doubles leader since Nomar Garciaparra (56) in 2002 and 1st AL runs leader since Boggs in 1989 (113).

🔥 Topped the Red Sox in AVG, games, at-bats, runs, hits, and doubles, was 2nd in OBP (.376), SLG (.493), and steals (20-tied), and placed 3rd in RBI (83).

🔥 Became 3rd Red Sox player ever with 200 hits and 50 doubles in 1 season, joining Tris Speaker (222 H, 53 2B) in 1912 and Wade Boggs (205 H/51 2B) in 1989...1 of 36 players (45 times) in ML history to accomplish the feat...213 hits tied for 4th highest in club history.

🔥 54 doubles were the 2nd most ever for an AL 2nd baseman to 60 for DET's Charlie Gehringer in 1936...Since passed by BAL's Brian Roberts (56 in 2009)...Were the 3rd-most 2-baggers ever by a Red Sox behind Earl Webb (67) in 1931 and Nomar Garciaparra (56) in 2002.

🔥 Became the 9th major league 2nd baseman to record 200 hits, 50 doubles and 100 runs in a season...Was just the 5th 2nd baseman with 200 hits, 50 doubles, 100 runs, and 15 homers, joining Charlie Gehringer in 1936, Craig Biggio in 1998, Jose Vidro in 2000, and Alfonso Soriano in 2002.

🔥 Established Red Sox records by a 2nd baseman for runs, hits, doubles, total bases, and extra-base hits...Also had the highest AVG ever for a Sox at the position at .326, just ahead of Bobby Doerr (.325) in 1944...Became 1st Sox 2nd baseman ever to reach 15 homers and 15 stolen bases in a season (later accomplished in 2009, 2011-12).

🔥 .326 AVG was highest by a right-handed Red Sox batter since Manny Ramirez (.349) in 2002...The 2nd-place finish in AL batting race was the best for a Red Sox since Bill Mueller and Manny Ramirez placed 1-2 in 2003.

🔥 Led the majors with 23 games of at least 3 hits and 7 games with 4 or more knocks, the latter being the most by a Red Sox since Boggs (8) in 1986.

🔥 Had the AL's 4th-best home AVG at .344 (110-320)...His .309 (103-333) road AVG was 7th highest in the league...Hit safely in 29 consecutive road games, 5/31-8/11, matching the 2nd-longest streak in club history...Tris Speaker had road streaks of 32 games in 1912 and 29 games in 1913...Was the 2nd longest ever for a big league 2nd baseman to 33 games for CLE's Johnny Temple in 1960-61.

🔥 Ranked 3rd among AL 2nd basemen with 17 homers, behind CWS's Alexei Ramirez (21) and TEX's Ian Kinsler (18)...Topped AL second basemen with 83 RBI...Drove in 28 runs over a 26-game span, 8/5-9/3...Tied career best with 5 RBI on 9/2 vs. BAL.

🔥 Successful on 95.2 percent (20-of-21) of stolen base attempts, the best rate in team history among players with at least 20 tries and tied with PHI's Jason Werth for the best ratio among qualifying major leaguers in 2008.

🔥 Had a 14-game hit streak 4/12-25, a 17-gamer from 6/22-7/9, and hit safely in 10 straight games from 7/29-8/10...Tied a career best with 5 hits, 8/12 vs. TEX, becoming the 1st Red Sox player ever with 5 runs and 5 hits in the same game...Reached base safely in 11 straight plate appearances with 9 hits and 2 walks, 8/29-31.

🔥 Notched 124 hits by the All-Star break, 1 shy of the then-team record.

🔥 Ended a no-hit bid for LAA's John Lackey with a 1-out single in the 9th inning on 7/29 at Fenway Park.

🔥 Was ejected on 8/19 at BAL by home-plate umpire Bob Davidson.

🔥 Hit his 1st career grand slam on 8/27 at NYY...Was the 17th Red Sox grand slam at Yankee Stadium and the 2nd by a 2nd baseman, along with Bill Regan in 1928.

POSTSEASON: Hit .233 (10-for-43) with 3 roundtrippers and 6 RBI over all 11 Red Sox games during the playoff run...Handled 56 chances without an error...Went 1-for-17 (.059) with an RBI in 4 ALDS contests against LAA...Was 0-for-15 to begin the postseason before a 5th-inning double in Game 4...Had been hitless in his previous 19 playoff at-bats since an 8th-inning double in Game 3 of the 2007 World Series...Rebounded to hit .346 (9-for-26) in 7 ALCS games, 2nd on the team behind Coco Crisp (.450)...Belted 3 home runs and drove in 5...His 9 runs tied for the 2nd most in ALCS history behind Kevin Youkilis' 10 in 2007...Hit safely in 6 of 7 games, including each of the 1st 5, going 8-for-20 (.400) in that span...Went 3-for-5 with 2 homers, 2 RBI, 4 runs, and a walk in Game 2 at Tropicana Field, his 1st career multi-homer game and the 11th in Red Sox postseason history...Was the 2nd Boston 2nd baseman to do it, joining Todd Walker (Game 1 of the 2003 ALDS at OAK)...Was 1 run shy of the single-game ALCS mark...Belted a solo homer off Matt Garza in the 1st inning of the 7th and deciding game at TB, the Sox only run in the 3-1 loss.

RED SOX ALL-TIME SINGLE-SEASON LEADERS

HITS

YEAR	PLAYER	H
1985	Wade Boggs	240
1912	Tris Speaker	222
1988	Wade Boggs	214
2011	Adrian Gonzalez	213
2008	Dustin Pedroia	213
1978	Jim Rice	213

DOUBLES

YEAR	PLAYER	2B
1931	Earl Webb	67
2002	Nomar Garciaparra	56
2008	Dustin Pedroia	54
1912	Tris Speaker	53
2007	David Ortiz	52

2007: Selected consensus AL Rookie of the Year, leading all big league rookies with a .317 AVG (165-for-520), 10th best overall in the AL and 2nd among major league rookie 2nd basemen since 1900.

☛ Won the Jackie Robinson Award as the AL Rookie of the Year, selected by the Baseball Writers Association of America...Received 24 of 28 1st-place votes and 4 2nds for 132 total points and was the only player named on all 28 ballots...Was 6th Red Sox to receive the honor, 1st since Nomar Garciaparra in 1997, and the 4th AL player to win the award while playing the majority of his games at 2nd base, joining MIN's Rod Carew (1967), DET's Lou Whitaker (1978), and MIN's Chuck Knoblauch in 1991.

☛ Tabbed as the AL's top rookie by *The Sporting News* and received the Players' Choice Award, both by vote of the league's players...Selected as the Red Sox Rookie of the Year by the Boston BBWAA Chapter...Named as the 2nd baseman on Topps' Major League Rookie All-Star Team.

☛ Placed 2nd on Red Sox in runs (86) and doubles (39), ranked 3rd in AVG and hits (165), and 4th in OBP (.381).

☛ Paced all rookies and had the best batting AVG by a qualifying 1st-year 2nd baseman since 1900 at .3173, passing Pittsburgh's Jim Viox (.3171) in 1913...Also led all ML rookies in doubles (39), was 2nd in OBP (.380) and multi-hit games (49), and 3rd in runs (86) and hits (165)...Finished 2nd among AL rookies in total bases (230) and walks (47), and was 3rd in extra-base hits (48).

☛ Batting AVG was the 7th highest ever by a Red Sox qualifying rookie and had the 4th most doubles...Tallied the highest AVG and OBP for a Sox rookie since Fred Lynn in 1975 and the most runs and doubles since Nomar Garciaparra in 1997.

☛ Ranked 5th in the AL with a .351 AVG (93-for-265) at home, the highest Fenway Park figure for a BOS rookie since Fred Lynn (.365) in 1975...Batted .348 (57-for-164) vs. lefties, 3rd in the AL.

☛ Led off 29 games, 2nd most on the club, and hit .328 (40-for-122) in that spot.

☛ Posted a .990 fielding percentage (6 E/625 TC) in 137 games at 2nd base, 4th among AL qualifiers...Went 48 games without a miscue, 4/13-6/17, and made just 1 error from 4/13-8/11, a span of 90 games...His 132 starts were the 3rd most ever at 2nd base for a Boston rookie behind Chuck Schilling in 1961 (157) and Mike Andrews in 1967 (135).

☛ Named AL's May Rookie of the Month after leading rookies in AVG (.415), doubles (6) and OBP (.472) in 21 tilts.

☛ Hit safely in 14 straight games from 5/19-6/4, the longest streak by an AL rookie in 2007 and the longest by a Sox rookie since Nomar Garciaparra's club rookie record 30-gamer in 1997.

☛ Earned AL Player of the Week honors for 5/28-6/3 with a .609 AVG.

RED SOX ROOKIES OF THE YEAR

YEAR	PLAYER	POS
1950	Walt Dropo	1B
1961	Don Schwall	RHP
1972	Carlton Fisk	C
1975	Fred Lynn	OF
1997	Nomar Garciaparra	SS
2008	Dustin Pedroia	2B

ROOKIES OF THE YEAR AT SECOND BASE

YEAR	PLAYER	CLUB
1953	Jim Gilliam	BRK
1962	Ken Hubbs	CHC
1963	Pete Rose	CIN
1965	Jim Lefebvre	LAD
1967	Rod Carew	MIN
1969	Ted Sizemore	LAD
1978	Lou Whitaker	DET
1982	Steve Sax	LAD
1991	Chuck Knoblauch	MIN
2008	Dustin Pedroia	BOS

(Lists reflect only BBWAA award winners)

RED SOX ALL-TIME ROOKIE BATTING LEADERS

AVG	PLAYER	YEAR
.342	Patsy Dougherty	1902
.337	Ike Boone	1924
.331	Fred Lynn	1975
.331	Johnny Pesky	1942
.327	Ted Williams	1939
.322	Walt Dropo	1950
.317	Dustin Pedroia	2007
.310	Billy Goodman	1948
.309	Jim Rice	1975

☛ Produced 5 hits and 5 RBI on 6/15 vs. SF...Was just the 4th Sox rookie ever with a 5-hit game, joining Fred Lynn (6/18/75 vs. DET), Dave Stapleton (9/16/80 vs. CLE), and Brian Daubach (8/14/99 vs. SEA)...Was the 1st BOS rookie with 5 RBI since Daubach, 8/13/99 vs. SEA...Became the 1st Red Sox 2nd baseman with at least 5 hits since Jerry Remy on 9/3/81 vs. SEA (6).

☛ Had surgery for a fractured hamate bone in his left wrist in November.

POSTSEASON: Hit .283 (17-for-60) with 2 homers and 10 RBI, starting all 14 playoff games at 2nd base...Set a postseason rookie record with 6 doubles, and his 12 runs matched Derek Jeter (1996) for the most ever for a rookie in the playoffs...Had 5th-most playoff hits ever for a rookie (tied by SF's Buster Posey in 2010)...Handled 53 chances without an error...Hit .160 (4-for-25) in BOS's 1st 6 contests before batting safely in the next 7 at .419 (13-for-31)...Went 2-for-13 (.154) in the 3-game ALDS sweep of LAA and batted .345 (10-for-29) in the ALCS against CLE...Set an ALCS rookie record with 8 runs (tied by TB's Evan Longoria in 2008)...Was 3-for-5 with a homer and 5 RBI in Game 7...Became the 1st rookie ever to homer in Game 7 of the ALCS and set a rookie ALCS mark for RBI in 1 game (passed by Longoria, 8 in 2008 Game 7)...Hit .278 (5-for-18) with 4 RBI in the World Series sweep of COL...Homed to lead off BOS's 1st in Game 1 at Fenway Park, joining BAL's Don Buford (1969) as the only players to hit a leadoff blast in a World Series opener...Was the 18th overall World Series leadoff homer, 1st ever by a rookie...Had 3 hits and 2 RBI in Game 3 at COL.

2006: Spent most of season at Triple-A Pawtucket, leading all Red Sox minor leaguers with a .305 AVG, before making major league debut with 31 games for the Red Sox beginning 8/22.

🔥 Played in 27 games (19 starts) at 2nd base and in 6 games (5 starts) at short with the big league club.

🔥 Selected from Pawtucket on 8/21 and made ML debut the following night at LAA...Became the 1st member of BOS's 2004 draft class to reach the majors.

🔥 Recorded 1st ML hit in his 2nd at-bat, a single off LAA's Joe Saunders on 8/22...Hit 1st ML home run, a solo shot off KC's Luke Hudson, and had his 1st multi-hit game on 9/9 at Fenway Park...Led off game with homer on 9/23 at TOR.

🔥 Earned a spot on the International League's post-season All-Star squad with Pawtucket, ranking 3rd in the league in OBP (.384) and tied for 4th in AVG.

🔥 Saw extensive action at shortstop (74 games) and 2nd base (33 G) with the PawSox.

🔥 Named Red Sox Minor League Defensive Player of the Month for June and Offensive Player of the Month for July (.363, 19 RBI, 28 games)...Had a hit in 8 straight at-bats from 8/14-16.

2005: Named Red Sox Minor League Offensive Player of the Year, splitting the season between Double-A Portland and Triple-A Pawtucket...Earned Eastern League post-season All-Star honors with Portland...Also tabbed a *Baseball America* Double-A All-Star.

🔥 Played total of 97 games at 2nd base and 16 tilts at shortstop with the 2 clubs, making only 7 errors.

🔥 Began the season at Portland...Named Red Sox Minor League Base Runner of the Month for April and won the club's Minor League Quality Plate Appearance Award for June...Was 4th in the league in OBP (.409) and 5th in AVG (.324) at the time of his 6/22 promotion to Pawtucket.

🔥 Led the PawSox with 26 runs and was 2nd with 5 homers and 33 hits in August...Hit on right wrist by a pitch in his 6th Triple-A game, 6/27 at Richmond, and missed next 8 contests...Sidelined for another 14 games from 7/18-30 after the wrist had not sufficiently healed.

2004: Hit safely in 36 of 42 games with 19 walks and only 7 strikeouts between Single-A Greenville and High-A Sarasota in 1st pro season.

🔥 Hit safely in 11 of 12 tilts with Greenville at .400 with 5 doubles and 11 runs to earn an 8/2 promotion to Sarasota.

🔥 Hit .278 with a .375 OBP and 13 runs in 16 games for Scottsdale of the Arizona Fall League.

PERSONAL

🔥 Married to Kelli...The couple has 2 sons, Dylan and Cole.

🔥 Is a 2001 graduate of Woodland (CA) High School, where he was a 3-time Delta League Selection...Hit .445 with 18 doubles and 5 homers in his senior year to capture league MVP honors.

🔥 Attended Arizona State University, where he was 1 of 5 finalists for the 2004 Golden Spikes Award...Was a 3-time First-Team All-Pac 10 selection, the 2003 Pac-10 co-Player of the Year and the 2003 National Defensive Player of the Year...Batted .384 with 212 runs, 71 doubles, 14 homers, and 146 RBI in 3 seasons at ASU, and had a .466 on-base percentage, a .544 slugging percentage and a .972 fielding percentage, committing just 23 errors in 819 total chances...Played in all 185 Sun Devils games over his 3 seasons in Tempe.

IN THE COMMUNITY

Dustin meets with children as part of the Make-A-Wish program...Has been involved in numerous events with the Jimmy Fund, including their New Stars for Young Stars event and Radio-Telethon, and has visited with Jimmy Fund patients on road trips and at Spring Training...Also visits with patients at Children's Hospital Boston...Participates in events that benefit the Red Sox Foundation, including the Welcome Home Party, Picnic in the Park and Dancing with the New Stars, and has auctioned off fielding lessons to raise funds...Meets with fans as part of the Red Sox Destinations program...During Spring Training, has played in the Children's Hospital of Southwest Florida Celebrity Golf Classic in Fort Myers...Attended the 2012 Fenway Park Open house and participated in the BoSox Club Family Day...In 2011, spoke to children attending the Red Sox Baseball Academy and took part in the Bank of America Youth clinic at Fenway Park...Was the 2009 spokesman for the Play Sun Smart campaign, an initiative MLB started in 1999 to promote the prevention of skin cancer...In 2008, was the spokesman for the Jimmy Fund's Rally Against Cancer fundraiser and served as the Hood Kid Nation spokesman...Hosted the Kid Nation Clinic at Fenway Park and participated in the Bank of America Play Ball Youth Baseball Clinic that year.

DUSTIN PEDROIA, CONTINUED

DUSTIN PEDROIA'S CAREER RECORD

YEAR	CLUB	AVG.	G	AB	R	H	2B	3B	HR	RBI	SH	SF	HB	BB	SO	SB	CS	E
2004	Augusta	.400	12	50	11	20	5	0	1	5	0	0	1	6	3	2	0	0
	Sarasota	.336	30	107	23	36	8	3	2	14	1	3	4	13	4	0	2	0
2005	Portland	.324	66	256	39	83	19	2	8	40	2	2	4	34	26	7	3	5
	Pawtucket	.255	51	204	39	52	9	1	5	24	1	2	9	24	17	1	0	2
2006	Pawtucket	.305	111	423	55	129	30	3	5	50	9	4	9	48	27	1	4	7
	BOSTON	.191	31	89	5	17	4	0	2	7	1	0	1	7	7	0	1	4
2007	BOSTON	.317	139	520	86	165	39	1	8	50	5	2	7	47	42	7	1	6
2008	BOSTON	.326	157	653	118	213	54	2	17	83	7	9	7	50	52	20	1	6
2009	BOSTON	.296	154	626	115	185	48	1	15	72	3	6	5	74	45	20	8	6
2010	Pawtucket	.167	2	6	1	1	0	0	0	0	0	0	0	1	0	0	0	0
	BOSTON	.288	75	302	53	87	24	1	12	41	2	6	4	37	38	9	1	3
2011	BOSTON	.307	159	635	102	195	37	3	21	91	2	7	1	86	85	26	8	7
2012	BOSTON	.290	141	563	81	163	39	3	15	65	1	6	5	48	60	20	6	5
Major League Totals		.303	856	3388	560	1025	245	11	90	409	21	36	30	349	329	102	26	37
Minor League Totals		.307	272	1046	168	321	71	9	21	133	13	11	27	126	77	11	9	14
Red Sox Totals		.303	856	3388	560	1025	245	11	90	409	21	36	30	349	329	102	26	37

2004 Signed by the Boston Red Sox as a second-round selection in the June draft

ADDITIONAL BATTING STATISTICS

YEAR	CLUB	OBP	SLG	OPS	TB	GDP
2006	BOSTON	.258	.303	.561	27	1
2007	BOSTON	.380	.442	.823	230	8
2008	BOSTON	.376	.493	.869	322	17
2009	BOSTON	.371	.447	.819	280	19
2010	BOSTON	.367	.493	.860	149	7
2011	BOSTON	.387	.474	.861	301	12
2012	BOSTON	.347	.449	.797	253	9
Major League Totals		.369	.461	.830	1562	73

DIVISION SERIES RECORD

YEAR	CLUB	AVG.	G	AB	R	H	2B	3B	HR	RBI	SH	SF	HB	BB	SO	SB	CS	E
2007	BOS vs. LAA	.154	3	13	2	2	2	0	0	1	0	0	0	1	2	0	0	0
2008	BOS vs. LAA	.059	4	17	0	1	1	0	0	1	0	0	1	2	2	0	0	0
2009	BOS vs. LAA	.167	3	12	1	2	1	0	0	2	0	0	0	1	0	0	0	0
Division Series Totals		.119	10	42	3	5	4	0	0	4	0	0	1	4	4	0	0	0

LEAGUE CHAMPIONSHIP SERIES RECORD

YEAR	CLUB	AVG.	G	AB	R	H	2B	3B	HR	RBI	SH	SF	HB	BB	SO	SB	CS	E
2007	BOS vs. CLE	.345	7	29	8	10	3	0	1	5	1	0	0	3	5	0	0	0
2008	BOS vs. TB	.346	7	26	9	9	1	0	3	5	0	0	1	5	3	2	1	0
LCS Totals		.345	14	55	17	19	4	0	4	10	1	0	1	8	8	2	1	0

WORLD SERIES RECORD

YEAR	CLUB	AVG.	G	AB	R	H	2B	3B	HR	RBI	SH	SF	HB	BB	SO	SB	CS	E
2007	BOS vs. COL	.278	4	18	2	5	1	0	1	4	0	0	0	2	0	0	0	0

ALL-STAR GAME RECORD

YEAR	CLUB	AVG.	G	AB	R	H	2B	3B	HR	RBI	SH	SF	HB	BB	SO	SB	CS	E
2008	AL at NYY	.000	1	1	0	0	0	0	0	0	0	0	0	1	0	0	0	0
2009	AL at STL																	
2010	AL at LAA																	
All-Star Game Totals		.000	1	1	0	0	0	0	0	0	0	0	0	1	0	0	0	0

WORLD BASEBALL CLASSIC RECORD

YEAR	CLUB	AVG.	G	AB	R	H	2B	3B	HR	RBI	SH	SF	HB	BB	SO	SB	CS	E
2009	USA	.125	3	16	1	2	2	0	0	2	0	0	0	0	1	0	0	0

PEDROIA

CAREER FIELDING RECORD

YEAR	CLUB	POS	PCT.	G	GS	PO	A	E	TC	DP
2006	BOSTON	2B	.975	27	19	45	73	3	121	17
		SS	.952	6	5	7	13	1	21	4
2007	BOSTON	2B	.990	137	132	259	360	6	625	78
2008	BOSTON	2B	.992	157	155	279	448	6	733	101
2009	BOSTON	2B	.991	154	154	253	404	6	663	93
2010	BOSTON	2B	.991	75	75	137	212	3	352	50
2011	BOSTON	2B	.990	159	158	290	425	7	722	81
2012	BOSTON	2B	.992	139	139	228	392	5	625	100
Career Totals		2B	.991	848	832	1491	2314	36	3841	520
		SS	.952	6	5	7	13	1	21	4

CAREER SINGLE-GAME HIGHS

HITS 5, 3 times, last 6/24/10 at COL
DOUBLES 3, 3 times, last 8/6/12 vs. TEX
HOME RUNS 3, 6/24/10 at COL
RBI 5, 5 times, last 8/23/12 vs. LAA
RUNS SCORED 5, 8/12/08 vs. TEX
WALKS 3, 8 times, last 5/7/12 at KC
STRIKEOUTS 4, 5/4/11 vs. LAA
STOLEN BASES 2, 9 times, last 9/26/12 vs. TB
HITTING STREAK 25, 6/29/11-7/28/11
EJECTIONS (2) 8/19/08 at BAL (HP, B. Davidson)
8/7/12 vs. TEX (1B Paul Nautert)

HOME RUN NOTES

MULTI-HOME RUN GAMES (3)
3-HOME RUN GAMES (1)
6/24/10 at COL
2-HOME RUN GAMES (2)
Last: 9/13/11 vs. TOR
LEADOFF HOME RUNS (2)
Last: 10/3/09 vs. CLE off Aaron Laffey
GRAND SLAMS (1)
8/27/08 at NYY off David Robertson
PINCH-HIT HOME RUNS (0)
EXTRA-INNING HOME RUNS (1)
6/24/10 at COL off Huston Street
GAME-ENDING HOME RUNS (0)
INSIDE-THE-PARK HOME RUNS (0)



FULL NAME: David Wade Ross

BATS: Right **THROWS:** Right **HEIGHT:** 6-2 **WEIGHT:** 230

OPENING DAY AGE: 36

BORN: March 19, 1977 in Bainbridge, GA

RESIDES: Tallahassee, FL

MAJOR LEAGUE SERVICE: 10 years, 1 day

ACQUIRED: Signed as a free agent on November 14, 2012

SIGNED BY: Bill Pleis (Dodgers)

CONTRACT STATUS: Signed through 2014



CAREER HIGHLIGHTS

• 11-year major league veteran has played all but 8 of his 658 major league games in the NL...Only AL experience came in 8 regular season games and 1 postseason contest with BOS in 2008...Signed with the club as a minor league free agent that August and joined the Sox in September.

• Has placed among the best National Leaguers in caught stealing percentage 6 times in the last 8 seasons: 2005 (2nd, 53.8), 2006 (2nd, 41.4), 2007 (2nd, 39.0), 2009 (1st, 43.2), 2011 (4th, 31.2) and 2012 (3rd, 42.4).

• Has thrown out a combined 37.5 percent of attempted base stealers (99 of 264) over the last 8 years, the 2nd-best rate in the majors after Yadier Molina's 40.0 mark (min. 400 games).

• ATL went 54-35 (.607) in his 89 starts behind the plate over the last 2 seasons, the best winning percentage for any NL catcher with at least 65 starts in that time and 2nd in the majors only to Mike Napoli (.618).

• Over the last 4 seasons, has led the majors with a 3.33 catcher's ERA (min. 200 games), the best 4-year stretch in the Major Leagues dating back to 1998...Top ATL hurlers Kris Medlen (1.54 ERA), Tim Hudson (3.10), and Craig Kimbrel (0.00) excelled while pitching to Ross.

• Hit .269 (155-for-577) with 36 doubles, 2 triples, 24 homers, and 94 RBI in 227 games with ATL from 2009-12...In that time, ranked 2nd among NL catchers (min. 600 PA) with a .463 SLG to Buster Posey (.503)...Also placed 4th in that group in at-bats per home run (24.04), at-bats per RBI (6.14), and OPS (.816).

• From 2006-07, ranked 2nd among NL catchers with 38 combined home runs for the Reds, including a career-high 21 homers in 2006.

• Has averaged a home run every 11.6 at-bats (185 AB/16 HR) against American League opponents, the best mark among active major leaguers with at least 100 PA against the AL...Since 1921, only Barry Bonds (10.8) and Babe Ruth (11.2) top Ross...In his career, has hit .270 with a .541 SLG and .862 OPS against AL pitching.

2012: In his 4th season with the Braves, played in 62 games and made 47 starts behind the plate, both of which were his most since 2007 with CIN (112 G, 98 starts as catcher).

• Threw out 42.4 percent of attempted base stealers (14 of 33), the 4th-best rate among major league catchers with at least 40 games at the position.

• Posted a 3.56 catchers' ERA, 6th among National Leaguers with at least 45 games at catcher.

• Averaged a home run every 19.56 at-bats 3rd-best among NL catchers with at least 150 PA...His 9 homers tied for 2nd most in the majors among players with under 180 at-bats (WSH's Tyler Moore, 10 HR in 156 AB).

• Went 43-for-165 (.261) with a .467 SLG and all 9 of his HR in his 47 starts...ATL went 26-21 (.553) in his starts.

• Of his 9 home runs, 5 either tied the game or put the Braves ahead.

• Tallied his most hits (45), home runs (9), and total bases (79) since the 2007 season with CIN.

• Hit .348 (8-for-23) with 2 home runs in 8 games against AL opponents.

• Had a .347 AVG (25-for-72) and led the majors with a .694 SLG during day games (min. 30 PA).

• Batted .389 (14-for-36) when leading off an inning, the 2nd-best mark in the majors (min. 35 PA) after SF's Melky Cabrera (.424)...Overall, hit .327 (17-for-52) with a .916 OPS with none out.

• Ranked 4th in the NL with both a .391 AVG (9-for-23) and a .462 OBP in 10 June games (min. 25 PA).

• Batted .393 (11-for-28) with 3 homers and 6 RBI during a season-high 9-game hit streak from 6/17-7/19.

• Recorded 1st career stolen base on 8/8 at PHI, swiping 2nd base in the 7th inning.

• Scored the winning run on Juan Francisco's walk-off single in the 11th inning on 8/17 vs. LAD...Singled with 2 out to start the rally.

ROSS

POSTSEASON: Went 3-for-4 with a home run and 2 RBI as the starting catcher in the Braves' only playoff contest, a loss to the Cardinals in the NL Wild Card Game...Was his 1st start in a postseason game since Game 2 of the 2004 NLDS with LAD.

2011: Led the Braves to a 28-14 record (.667) in his 42 starts at catcher.

👉 Threw out 31.2 percent (10 of 32) of would-be base stealers, 4th-best in the NL (min. 45 games at catcher)... His 3.11 catchers' ERA ranked 3rd among that group.

👉 Slugged .500 with all 6 of his homers against right-handed pitchers.

👉 Batted .282 (40-for-142) with all 6 homers and 21 RBI as a starter.

👉 Tallied a .333 AVG (12-for-36) with a .556 SLG with runners in scoring position, including a 3-for-8 mark (.375) with the bases loaded.

👉 Hit .327 (16-for-49) through 6/20 but went 24-for-103 (.233) after that point.

👉 Appeared in all 16 games while Brian McCann was on the DL from 7/27-8/13, including 14 starts in that time.

👉 Hit 3 homers in a span of 5 at-bats from 4/26-5/2, including 2 on 4/26 at SD for 10th career multi-HR game.

👉 On 7/2 vs. BAL, provided the eventual winning run in a 5-4 victory over BAL with a 4th-inning grand slam off Jake Arrieta...Was his 2nd career slam (8/31/10 vs. NYM).

👉 On 7/27 vs. PIT, drove in the game-tying run in the 6th inning and connected for the walk-off, game-winning single in the 10th inning, his 1st walk-off hit since 6/8/09 vs. PIT.

2010: Set career-highs with a .289 AVG (35-for-121) and a .392 OBP in 59 games.

👉 On 7/27, agreed to terms to a 2-year contract extension with ATL through 2012.

👉 In 57 games caught, posted a 3.15 catchers' ERA, 2nd-best in the majors after SD's Yorvit Torrealba (3.14) among (min. 50 games at catcher)...Threw out 28.0 percent (7-of-25) of attempted base stealers.

👉 Knocked 2 home runs, but tallied his 2nd-most doubles (13) and most triples (2) in a season.

👉 His 1st home run of the season on 8/7 vs. SF snapped a 37-game and 99-at-bat homerless drought that ranks as the 2nd-longest of his career.

👉 Hit his 1st career grand slam on 8/31 vs. NYM off Jonathon Niese.

👉 Made his last start of the season 9/29 vs. FLA and went 3-for-4 with a career-high 3 doubles.

POSTSEASON: Made 3rd career postseason roster...Appeared in 2 of 4 games in the Braves' NLDS loss to SF but did not record a plate appearance.

2009: Played in 54 games, including 52 at catcher (36 starts), in his 1st season with ATL.

👉 Hit 7 homers, the 2nd-most HR in the majors for any player with 130 or fewer AB (Randy Ruiz, 10 HR in 115 AB).

👉 Batted .284 (25-for-88) against right-handed pitching...Ranked 8th in the NL (min. 100 PA) with a .602 SLG vs. righties and was 9th with a .997 OPS against righties.

👉 Went deep in both plate appearances on 6/14 at BAL after replacing Brian McCann behind the plate in the 5th inning...Became 1st Braves player with a multi-homer game off the bench since Jeff Heath on 8/27/49 at Braves Field in Boston...Was 1st NL catcher to homer twice in a game he didn't start since NYM's Hawk Taylor on 6/20/64.

👉 Started the season on the disabled list with a strained right groin which suffered during Spring Training...Went 3-for-6 with a home run and 4 RBI in 2 games at Single-A Rome on rehab prior to 4/16 activation.

👉 Hit .368 (7-for-19) in his last 10 games beginning 8/31, hitting safely in all 5 starts during that stretch.

2008: Combined to appear in 60 big league games between the Reds and Red Sox organizations.

👉 Combined to draw 32 walks, the 2nd-highest total of his career (37 in 2006) and posted a .369 OBP despite a .225 AVG (32-for-142)...Threw out 10 of 36 (27.8%) attempted base stealers.

👉 Began the season on CIN's 15-day DL with back spasms...Played 4 rehab games with High-A Sarasota and 9 with Triple-A Louisville prior to 4/23 activation.

👉 Reached base safely in 11 straight games from 6/18-7/11, batting .364 (12-for-33) with 4 doubles, 2 homers, and 4 RBI in that span.

👉 Was designated for assignment on 8/10 and released 8/18 after appearing in 52 games with CIN.

👉 Signed with the Red Sox as a minor league free agent on 8/22 and played 6 games for Triple-A Pawtucket before being selected to Boston on 8/29.

👉 Made Red Sox debut on 9/2 and appeared in 8 regular season games for the club, all as a substitute...Went 1-for-8 at the plate.

👉 Signed by the Braves as a free agent on 12/5.

POSTSEASON: Made 1 postseason appearance for BOS, appearing defensively in the 12th inning during Game 3 of the ALDS, a 5-4 loss vs. LAA.

2007: For a 2nd straight season, topped the Reds in starts behind the plate with a career-high 98...Also totaled a career-high 112 games.

👉 Ranked 2nd among National League leaders in catcher's caught stealing percentage (39.0%, 23-for-59), behind only STL's Yadier Molina (50.0%).

👉 Topped major league catchers in at-bat-per-home run ratio (18.3)...Tallied 17 homers, 4th-most among NL catchers and his 2nd-most in a single season after 2006 (21).

👉 Posted his 2nd-most runs (32), RBI (39), extra-base hits (27), and total bases (124) in a season, trailing 2006 totals.

👉 Topped NL catchers (3rd in ML) with 14 homers at the All-Star break.

👉 Grounded into a 5-4-3 triple play on 4/21 vs. PHI.

👉 Collected multi-homer games twice in a 6-game span, hitting 2 each on 6/16 vs. TEX and 6/22 at SEA...Tied for 2nd in the Majors with 6 homers from 6/16-7/1 (14 games).

👉 Left the game on 7/25 vs. MIL with a dislocated left pinky finger but missed just 1 game.

👉 From 8/14-8/27 was on the 15-day DL with a concussion suffered on 8/12 in a home plate collision with SD's Mike Cameron...After the concussion, made just 16 appearances the rest of the season.

2006: Was acquired from SD on 3/21 and became CIN's starting catcher...Hit a career-high 21 home runs while leading the Reds with 73 starts behind the plate.

👉 Also set single-season career-highs in runs (37), hits (63), doubles (15), RBI (52), SLG (.579), OPS (.932), extra-base hits (37), and total bases (143).

👉 Ranked 3rd among NL catchers in home runs after ATL's Brian McCann (24) and SD's Mike Piazza (22).

👉 His 21 home runs came in just 247 at-bats, the most homers in the majors by a player with under 250 at-bats...Ranked 3rd among NL players with at least 225 at-bats in at-bats per homer (11.8), trailing PHI's Ryan Howard (10.0) and STL's Albert Pujols (11.0).

👉 Also ranked among NL leaders (min. 225 AB) with 4.75 AB/RBI (8th), a .579 SLG (8th), and a .932 OPS (15th).

👉 Threw out 12 of 29 baserunners attempting to steal (41.4%), the NL's top rate (min. 75 games caught) and 2nd in the majors to DET's Ivan Rodriguez (45.7)...Posted a team-best 4.25 catchers' ERA.

👉 Produced a team-high 3 multi-homer games (2 each 6/12 vs. MIL, 7/2 vs. CLE, and 9/26 at FLA).

👉 Collected pinch-hit homers on 5/16 at PIT off Paul Maholm and 6/2 at HOU off Dave Borkowski.

👉 Knocked 2nd career game-ending homer on 8/9 off STL's Jason Isringhausen, a 2-run shot in the 9th inning for an 8-7 win.

👉 From 5/16-6/9, had a career-high 12-game hitting streak...Batted .484 (15-for-31) with 3 homers and 12 RBI during that stretch, including 4 pinch hits.

👉 In a 5-3 win at FLA on 9/26, hit a pair of homers into the upper deck at Dolphin Stadium off Dontrelle Willis that totaled 845 feet.

👉 Was on the disabled list from 7/16-25 with a lower abdominal strain...Appeared in 2 games for Double-A Chattanooga on rehab.

2005: Played 51 major league games between the Pirates and Padres.

👉 Began Spring Training with the Dodgers and was traded to the Pirates on 3/30 in exchange for cash considerations...On 7/28 was traded to the Padres for SS J.J. Furmaniak.

👉 Hit all 3 home runs in his 1st 7 games of the season through 4/15...Drove 2 homers 4/15 vs. CHI, his 2nd career multi-homer game.

👉 Sent to Triple-A Indianapolis and played 6 games before being traded to the Padres.

👉 Appeared in 8 games for the Padres after the trade before 8/26 option to Triple-A Portland...Appeared in 6 games for the Beavers before 9/6 promotion back to SD.

👉 Totaled a .353 clip (6-for-17) in 11 games for the Padres overall.

2004: Appeared in 70 games for the Dodgers in his 1st full season in the Majors.

👉 Had a 28.9 catcher caught stealing percentage (11 of 38).

👉 Homered off Brett Tomko in his 2nd game of the season, 4/18 at SF.

👉 On 7/29 at COL, homered and collected his 1st career triple.

👉 In the 11th inning on 9/30 vs. COL, hit the 1st walk-off homer of his career off Steve Reed...The win clinched at least a tie for the Dodgers in the NL West.

POSTSEASON: Appeared in 2 games during the NLDS, his 1st career playoff action, including a Game 2 start...Went 0-for-3 with a walk and an error.

2003: Cranked 10 home runs in just 40 games for the Dodgers.

- 👉 His 10 homers ranked 5th among NL rookies...His AVG of 12.4 at-bats per homer ranked 5th among NL players with at least 100 AB.
- 👉 Threw out 13 of 42 base runners attempting to steal (31.0%).
- 👉 Began the season with Triple-A Las Vegas but became the Dodgers' back-up catcher when Todd Hundley underwent back surgery in early May.
- 👉 Hit safely in his last 7 games with Las Vegas before his 5/5 promotion...Spent rest of the season in the majors.
- 👉 Went 2-for-3 with a homer and 2 RBI in his season debut for the Dodgers on 5/9 at MON.
- 👉 On 6/14 at CLE set season-highs with 3 hits and 3 RBI, including a 2-run HR...Also went deep in his next contest, 6/20 vs. ANA.
- 👉 Recorded his 1st career multi-homer game with 2 shots on 9/14 vs. SD.

2002: Appeared in 8 games over 2 stints with the Dodgers in his major league debut...Spent most of the season in Las Vegas, his 1st career Triple-A action.

- 👉 Recalled on 6/28 after Chad Kreuter went on the DL and made his ML debut 6/29 at ANA, striking out as a pinch-hitter...Made 1st career start on 7/6 at STL.
- 👉 Optioned back to Las Vegas on 7/12 and homered 7 times in his 1st 6 games back in the minors from 7/13-20.
- 👉 Was recalled again on 9/1 and spent the rest of the season with the Dodgers.
- 👉 In a 19-1 victory on 9/2 at ARI, recorded his 1st major league hit, a 7th-inning double off Eddie Oropesa, and his 1st career home run off Mark Grace in the 9th inning.

2001: Collected 11 homers and 45 RBI in 75 games for LAD's Double-A Jacksonville affiliate, helping the team to a Co-Championship in the Southern league.

- 👉 Named a Southern League Mid-Season All-Star...Combined to bat .313 (25-for-80) in April and May.
- 👉 Hit in 13 of his 1st 18 games of the year, concluding with a season-long 8-game hit streak from 4/21-5/3.
- 👉 Hit 7 homers and drove in 17 runs over 20 June games...Knocked a grand slam on 6/2 vs. Tennessee.
- 👉 Threw out 20 of 54 attempted base stealers (37.0%).

2000: Split the year between High-A San Bernardino (51 games) and Double-A San Antonio (24 games) in the Dodgers system...Helped San Bernardino to the California League Championship.

- 👉 Began season with 10 games for San Bernardino before being promoted for 1st career Double-A action on 4/24.
- 👉 All 3 Double-A HR came in consecutive games played, 6/2-5...Hit 2 HR and tallied 6 RBI on 6/5 at Arkansas.
- 👉 Made all 24 appearances for San Antonio before returning to San Bernardino on 6/30, where he spent the rest of the season.
- 👉 Posted a 13-game hit streak from 7/14-8/3...Collected 6 homers during a 10-game span from 7/30-8/12.
- 👉 Led the California League with a 51.5% caught stealing rate (34 of 66).

1999: Appeared in a career-high 114 games for the Dodgers' High-A Vero Beach club.

- 👉 Also set a single-season career-high with 46 walks and 5 stolen bases.
- 👉 Appeared in 5 games at 1st base and 1 game in the outfield, the only defensive action outside of catching in his professional career.

1998: Played 1st professional season with Short-A Yakima after signing with the Dodgers.

- 👉 Ranked 9th in the Northwest League with a .309 AVG (59-for-191).
- 👉 Led league catchers in games (57), chances (485), and putouts (428).

PERSONAL

- 👉 Married to Hyla...The couple has a daughter, Landri, and a son, Cole.
- 👉 Attended Auburn University from 1996-97 and was a member of the 1997 Tigers team that went to the College World Series...Transferred to the University of Florida as a junior in 1998...With the Gators, hit .332 with 21 doubles, 19 homers, and 69 RBI to help his squad advance to the College World Series.
- 👉 Teammates on his 1998 Gators team included major leaguers Josh Fogg, Mark Ellis, and Brad Wilkerson.
- 👉 Graduated from Florida High School in Tallahassee.

IN THE COMMUNITY

After signing with the Red Sox in November 2012, David participated in the team's January caravan visiting sites around Boston including stops at the Jimmy Fund and Children's Hospital Boston.

DAVID ROSS' CAREER RECORD

YEAR	CLUB	AVG.	G	AB	R	H	2B	3B	HR	RBI	SH	SF	HB	BB	SO	SB	CS	E
1998	Yakima	.309	59	191	31	59	14	1	6	25	2	2	1	34	49	2	2	10
1999	Vero Beach	.227	114	375	47	85	19	1	7	39	1	6	7	46	111	5	9	16
2000	S. Bernardino	.257	51	191	27	49	11	1	7	21	3	1	1	17	43	3	2	4
	San Antonio	.209	24	67	11	14	2	1	3	12	1	1	1	9	17	1	0	4
2001	Jacksonville	.264	74	246	35	65	13	1	11	45	0	3	10	34	72	1	1	9
2002	Las Vegas	.297	92	293	48	87	16	2	15	68	5	4	9	35	86	1	1	7
	LA DODGERS	.200	8	10	2	2	1	0	1	2	0	0	1	2	4	0	0	0
2003	Las Vegas	.221	24	86	12	19	4	0	5	16	1	1	1	11	27	0	2	2
	LA DODGERS	.258	40	124	19	32	7	0	10	18	0	1	2	13	42	0	0	4
2004	LA DODGERS	.170	70	165	13	28	3	1	5	15	0	5	5	15	62	0	0	3
2005	Indianapolis	.211	6	19	1	4	1	0	0	1	0	1	0	3	7	0	0	1
	PITTSBURGH	.222	40	108	9	24	8	0	3	15	1	3	1	6	24	0	0	3
2006	Portland	.143	6	21	3	3	1	0	0	1	0	0	0	2	4	0	0	0
	SAN DIEGO	.353	11	17	2	6	0	1	0	0	1	0	1	0	4	0	0	0
	Chattanooga	.333	2	6	0	2	0	0	0	2	0	0	0	2	2	0	0	0
	CINCINNATI	.255	90	247	37	63	15	1	21	52	4	5	3	37	75	0	0	8
2007	Louisville	.222	3	9	0	2	1	0	0	0	0	0	1	1	1	0	0	0
	CINCINNATI	.203	112	311	32	63	10	0	17	39	5	2	0	30	92	0	0	5
2008	Sarasota	.182	4	11	2	2	0	0	0	1	0	1	0	3	4	0	0	0
	CINCINNATI	.231	52	134	17	31	9	0	3	13	5	1	1	32	36	0	1	3
	Louisville	.206	10	34	5	7	1	1	2	3	0	1	0	3	13	0	0	0
	BOSTON	.125	8	8	1	1	0	0	0	0	0	1	0	0	0	3	0	0
2009	Pawtucket	.250	6	28	4	7	1	0	1	3	0	0	0	1	7	0	0	0
	Rome	.500	2	6	1	3	0	0	1	4	0	0	0	1	1	0	0	0
	ATLANTA	.273	54	128	18	35	9	0	7	20	1	0	1	21	39	0	0	1
	ATLANTA	.289	59	121	15	35	13	2	2	28	2	1	1	20	28	0	1	4
2011	ATLANTA	.263	52	152	14	40	7	0	6	23	2	0	0	16	51	0	1	3
2012	ATLANTA	.256	62	176	18	45	7	0	9	23	0	2	0	18	60	1	0	2
Major League Totals		.238	658	1701	197	405	89	5	84	248	22	20	16	210	520	1	3	36
Minor League Totals		.258	477	1583	227	408	84	8	58	241	13	21	31	202	444	13	17	49
Red Sox Totals		.125	8	8	1	1	0	0	0	0	1	0	0	0	3	0	0	36

- 1995 Selected by the Los Angeles Dodgers in the 19th round of the June draft (did not sign)
1998 Signed by the Los Angeles Dodgers as a seventh-round selection in the June draft
2005 Acquired by the Pittsburgh Pirates in exchange for cash considerations on 3/30
2005 Acquired by the San Diego Padres in exchange for INF J.J. Furmaniak on 7/28
2006 Acquired by the Cincinnati Reds in exchange for RHP Bobby Basham on 3/21
2008 Released on 8/18...Signed by the Boston Red Sox as a minor league free agent on 8/22
2008 Signed by the Atlanta Braves as a free agent on 12/5
2012 Signed by the Boston Red Sox as a free agent on 11/14

ADDITIONAL BATTING STATISTICS

YEAR	CLUB	OBP	SLG	OPS	TB	GDP
2002	LA DODGERS	.385	.600	.985	6	0
2003	LA DODGERS	.336	.556	.892	69	4
2004	LA DODGERS	.253	.291	.544	48	3
2005	PITTSBURGH	.263	.380	.642	41	3
	SAN DIEGO	.389	.471	.859	8	0
2006	CINCINNATI	.353	.579	.932	143	4
2007	CINCINNATI	.271	.399	.670	124	9
2008	CINCINNATI	.381	.366	.747	49	3
	BOSTON	.125	.125	.250	1	0
2009	ATLANTA	.380	.508	.888	65	1
2010	ATLANTA	.392	.479	.871	58	5
2011	ATLANTA	.333	.428	.761	65	4
2012	ATLANTA	.321	.449	.770	79	5
Major League Totals		.324	.444	.769	756	41

WILD CARD RECORD

YEAR	CLUB	AVG.	G	AB	R	H	2B	3B	HR	RBI	SH	SF	HB	BB	SO	SB	CS	E
2012	ATL vs. STL	.750	1	4	1	3	0	0	1	2	0	0	0	0	0	0	0	0

DIVISION SERIES RECORD

YEAR	CLUB	AVG.	G	AB	R	H	2B	3B	HR	RBI	SH	SF	HB	BB	SO	SB	CS	E
2004	LA vs. STL	.000	2	3	0	0	0	0	0	0	0	0	0	1	0	0	0	1
2008	BOS vs. LAA	---	1	0	0	0	0	0	0	0	0	0	0	0	0	0	0	0
2010	ATL vs. SF	---	2	0	0	0	0	0	0	0	0	0	0	0	0	0	0	0
Division Series Totals		.000	5	3	0	0	0	0	0	0	0	0	0	1	0	0	0	0

CAREER FIELDING RECORD

YEAR	CLUB	POS	PCT.	G	GS	PO	A	E	TC	DP
2002	LA DODGERS	C	1.000	6	2	19	2	0	21	0
2003	LA DODGERS	C	.986	38	35	259	26	4	289	2
2004	LA DODGERS	C	.992	67	51	355	21	3	379	0
2005	PITTSBURGH	C	.986	35	31	183	23	3	209	4
	SAN DIEGO	C	1.000	7	2	28	0	0	28	1
2006	CINCINNATI	C	.985	75	73	480	33	8	521	5
2007	CINCINNATI	C	.993	108	98	662	50	5	717	7
2008	CINCINNATI	C	.992	46	43	323	29	3	355	4
	BOSTON	C	1.000	8	0	23	0	0	23	0
2009	ATLANTA	C	.997	52	36	314	37	1	352	6
2010	ATLANTA	C	.987	57	33	276	22	4	302	1
2011	ATLANTA	C	.992	49	42	337	32	3	372	2
2012	ATLANTA	C	.995	54	47	366	27	2	395	4
Career Totals		C	.991	602	493	3625	302	36	3963	36

CAREER SINGLE-GAME HIGHS

HITS	3, 9 times, last 9/29/10 for ATL vs. FLA
DOUBLES	3, 9/29/10 for ATL vs. FLA
HOME RUNS	2, 10 times, last 4/26/11 for ATL at SD
RBI	5, 2 times, last 6/22/07 for CIN at SEA
RUNS SCORED	3, 3 times, last 8/5/12 for ATL vs. HOU
WALKS	3, 3 times, last 7/13/12 for ATL vs. NYM
STRIKEOUTS	4, 8/6/04 for LAD vs. PHI
STOLEN BASES	1, 8/8/12 for ATL at PHI
HITTING STREAK	12, 5/16/06-6/9/06
EJECTIONS	None

HOME RUN NOTES

MULTI-HOME RUN GAMES (10)
2-HOME RUN GAMES (10)
Last: 4/26/11 at SD
LEADOFF HOME RUNS (0)
GRAND SLAMS (2)
Last: 7/2/11 vs. BAL off Jake Arrieta
PINCH-HIT HOME RUNS (3)
Last: 6/2/06 at HOU off Dave Borkowski
EXTRA-INNING HOME RUNS (2)
Last: 9/30/04 vs. COL off Steve Reed
GAME-ENDING HOME RUNS (2)
Last: 8/9/06 vs. STL off Jason Istringhausen
INSIDE-THE-PARK HOME RUNS (0)

FULL NAME: Jarrod Scott Saltalamacchia
BATS: Switch **THROWS:** Right **HEIGHT:** 6-4 **WEIGHT:** 235
OPENING DAY AGE: 27 (Turns 28 on May 2)
BORN: May 2, 1985 in West Palm Beach, FL
RESIDES: Wellington, FL
MAJOR LEAGUE SERVICE: 5 years, 43 days
ACQUIRED: From Texas in exchange for 1B Christopher McGuiness, RHP Roman Mendez, a player to be named later (C Michael Thomas) and cash considerations on July 31, 2010
SIGNED BY: Alex Morrales (Braves)
CONTRACT STATUS: Signed through 2013



CAREER HIGHLIGHTS

☛ Acquired by the Red Sox at the 2010 trading deadline, has hit 41 home runs in 234 games with BOS over the last 3 seasons, including a career-high 25 shots in 121 contests in 2012...Has also seen major league action with the Braves (2007) and Rangers (2007-10).

☛ Has hit 41 homers over the last 2 seasons, all since 5/15/11...Is tied with Matt Wieters for 3rd in the majors among catchers since that date, trailing only Mike Napoli (48) and Brian McCann (42)...Over the last 2 seasons, leads primary catchers with 18.6 at-bats per home run (min. 500 PA).

☛ Led the Red Sox with a career-high 25 home runs in 2012, falling 1 shy of the single-season record for a Red Sox whose primary position was catcher (Carlton Fisk, 26 in 1973 and 1977).

☛ With 16 homers in 2011 and a career-high 25 shots in 2012, is the 4th catcher to hit at least 16 home runs in back-to-back seasons for the Red Sox, joining Carlton Fisk (1972-73, 1976-78), Rich Gedman (1984-86), and Jason Varitek (2003-05).

☛ Honored by the Boston Chapter of the BBWAA with the 2012 Tim Wakefield Community Service Award...Received the 2011 Good Guy Award from the Boston Baseball Writers.

☛ 14-letter last name is the longest in major league history, according to the Elias Sports Bureau.

2012: Set single-season career highs in games (121), at-bats (405), runs (55), hits (90), homers (25), RBI (59), walks (38), and extra-base hits (43) in his 2nd full season with the Red Sox... Also posted his highest SLG percentage (.454).

☛ His 25 home runs ranked 3rd among ML catchers after COL's Wilin Rosario (28) and CWS' A.J. Pierzynski (27)...Finished 4th in SLG (min. 375 PA) among AL catchers.

☛ Led the team in homers, the 1st Red Sox catcher to do that since Carlton Fisk in 1973...Were the most home runs for a Sox catcher since Jason Varitek in 2003 (25) and 1 shy of the single-season high for a BOS player whose primary position is catcher, trailing only Carlton Fisk's 26 homers in 1973 and 1977 (all while catching)...1 of Saltalamacchia's roundtrippers came while at DH and 1 was as a pinch-hitter.

☛ Led AL with 15.30 AB per HR as a catcher (352 AB/23 HR), 2nd in the majors to COL's Wilin Rosario (14.04) and the top single-season mark by a Red Sox catcher with at least 200 PA at the position since at least 1974.

☛ 24 of his 25 homers came against right-handed pitching...Batted .230 (81-for-352) against right-handers and .170 (9-for-53) vs. lefties.

☛ Made 95 starts behind the plate and caught a career-high 104 games overall...Also started 12 times at DH...Made 1 appearance at 1st base, shifting from DH in the 8th inning on 8/12 at CLE...Was his 1st appearance at the position since 9/10/10 at OAK.

☛ Ranked 5th in the AL in games caught, starts behind the plate (tied) and innings caught (852.0)...Threw out 15.8 percent of attempted base stealers (15 of 95).

☛ Committed just 6 passed balls, tied for the 2nd-fewest among AL players with at least 100 games caught after BAL's Matt Wieters (5 in 134 games caught).

☛ Caught all 17 innings on 5/6 vs. BAL, the longest complete game by a Red Sox catcher since Jason Varitek went all 19 innings on 7/9/06 at CWS.

☛ Hit 6 roundtrippers in May, a career high for any month, and hit 5 in both June and July.

☛ His 17 home runs at the break led all ML catchers...It marked the most homers by an AL backstop prior to the break since NYY's Jorge Posada in 2003 (17) and the 2nd-most ever by a Red Sox catcher before the All-Star break (since 1933) behind Carlton Fisk in 1973 (18).

☛ Made his 1st career start in the cleanup spot on 6/16 at CHC and went 2-for-3 with a double, homer, 2 RBI and a walk...In all, reached base in 7 of 9 starts as the 4th hitter in the lineup.

- ⚡ Went 3-for-13 (.231) with 4 RBI as a pinch-hitter...Drove in BOS's only runs with a 7th-inning pinch-hit single in a 4-2 loss on 6/9 vs. WAS.
- ⚡ Made 2nd straight Opening Day start behind the plate for BOS on 4/5 at DET, his 4th in a row overall including 2 with TEX from 2009-10.
- ⚡ Went deep twice on 4/26 at CWS, matching a single-game career high for the 3rd time, 1st since 8/22/07 for TEX at BAL (G1)...Tallied 4 hits on 4/21 vs. NYY, matching a career high for the 2nd time, also 8/22/07.
- ⚡ Matched the team lead with 6 homers in May and ranked 5th among AL qualifiers with a team-leading .628 SLG in the month...Was the best SLG by a Red Sox catcher in any month (min. 50 PA) since Jason Varitek in April 2005 (.630) and the best by a Sox catcher in May since Carlton Fisk in 1977 (.647).
- ⚡ Led the majors with a .804 SLG in his last 16 games in May beginning 5/12, during which he hit .373 (19-for-51) with 4 doubles and 6 homers...Knocked 5 roundtrippers in a 10-game stretch from 5/19-31.
- ⚡ Went 3-for-4 with a home run and a season-high 5 RBI on 5/13 vs. CLE...Was the 2nd-highest RBI total of his career behind 8/22/07 at BAL with TEX (7).
- ⚡ Left game on 5/18 at PHI in the bottom of the 5th inning with a left ear laceration after being struck by a ball that deflected off Ty Wigginton...Returned to the starting lineup the next day and homered in back-to-back contests following the injury from 5/19-20 at PHI.
- ⚡ Connected for his 1st career walk-off homer and his 1st career pinch-hit homer with a 2-run shot 5/26 vs. TB in the 9th...Was the 1st pinch-hit walk-off shot by a Red Sox since Wes Chamberlain on 5/9/95 vs. BAL...10 days later on 6/3 at TOR, hit a 9th-inning game-tying homer, his 1st career HR that knotted a game in the 8th or later.
- ⚡ Fell a single shy of the cycle 9/12 vs. NYY, reaching in all 4 plate appearances (double, triple, homer, walk) with career-high 3 extra-base hits...His 9 total bases were the most by a Red Sox catcher in a game against the Yankees since Jason Varitek on 7/4/03 at NYY (12).
- ⚡ Drew 11 walks in his last 17 tilts, averaging 6.0 PA/BB (66 PA) compared to 14.2 PA/BB prior to that point (382 PA/27 BB)...Had 10 free passes in September for his 2nd-most in any month of his career (11 in May 2008)...Tied career-high with 3 walks on 9/5 at SEA (also 5/14/08 with TEX vs. SEA).
- ⚡ Following the season, honored by the Boston BBWAA as winner of Tim Wakefield Community Service Award.
- 2011: Hit 16 home runs as the primary catcher in his 1st full season with the Red Sox...Set single-season career highs with 23 doubles and 3 triples.**
- ⚡ Marked his 1st season spending the entire campaign in the majors without a stint on the DL.
- ⚡ Placed 3rd in the AL in SLG (.452) and triples (3) as a catcher and 4th in extra-base hits (42) at the position.
- ⚡ Went 3-for-9 (.333) with a double and 8 RBI with the bases loaded.
- ⚡ Appeared in 101 games at catcher, including 96 starts...Caught a career-high 28 runners attempting to steal, the most by a Red Sox catcher since Jason Varitek's 29 in 2002 and 3rd most for an AL backstop in 2011...Led the majors with a career-high 26 passed balls, the most for any ML catcher since Mike MacFarlane had 26 with the Red Sox in 1995...21 of those 26 passed balls came with Tim Wakefield pitching.
- ⚡ Threw out 2 attempted base stealers on 3 occasions, tying a single-game career high...Nabbed 15 of last 43 (34.9%) attempted base stealers beginning 7/25 through the rest of the season.
- ⚡ Collected season-high 4 RBI twice, 7/24 vs. SEA and 9/13 vs. TOR...Were his 1st tilts with at least 4 RBI since 5/5/09 at SEA while with TEX (4).
- ⚡ Made 3rd career Opening Day start, 1st with the Red Sox, on 4/1 at TEX.
- ⚡ Collected an RBI in 4 straight games from 5/15-22, the longest such streak of his career.
- ⚡ Hit 1st homer of the season on 5/15 at NYY, a go-ahead solo shot in the 8th inning of an eventual 7-5 win...Was his 1st homer since 8/2/09 vs. SEA with TEX, snapping a career-high 40-game (121-AB) homerless drought.
- ⚡ Hit at a .327 clip (17-for-52) in 15 June games...Notched a career-high, 12-game on-base stretch from 6/16-7/7...Batted .293 (12-for-41) with 7 walks in that time.
- ⚡ Did not play 7/8 vs. BAL but was ejected in the 8th inning by home plate umpire Mike Estabrook after a bench-clearing incident, his 1st career ejection.
- ⚡ Tallied a career-high-tying 9-game hit streak from 7/18-8/1 over which he went 14-for-37 (.378) with 3 doubles, 4 homers, 12 RBI, 9 runs, and a walk.
- ⚡ Scored the winning run from 2nd base in the 9th inning on 8/2 vs. CLE on Jacoby Ellsbury's walk-off single...Had pinch-run for Jason Varitek, his 2nd-career pinch-running assignment, also 6/20/08 at WSH with TEX.
- ⚡ Swiped 2nd base in the 4th inning on 9/3 vs. TEX, his 1st-career stolen base.
- ⚡ Allowed career-high 4 passed balls 9/18 vs. TB, most in a game for a Sox catcher since Josh Bard's 4 on 4/26/06.
- ⚡ After the season, received the Good Guy Award from the Boston Baseball writers...The award is given to an individual — player, coach or executive — who consistently and professionally handles the media obligations of being a Boston Red Sox, and serves as an example for teammates and others to follow.

2010: Played in 12 major league games between the Rangers and Red Sox organizations.

- ⚡ Reached base in 10 of 30 big league plate appearances (4 H, 6 BB), including 9 of 25 as a Red Sox (3 H, 6 BB).
- ⚡ Appeared in 2 games (1 GS) for TEX to start the season, including his 2nd career Opening Day start...Had the game-winning hit in the season opener (4/5 vs. TOR), a bases-loaded, walk-off single in the 9th in a 5-4 win...Marked the Rangers' 4th walk-off victory ever on Opening Day.
- ⚡ Placed on 15-day DL with upper back stiffness on 4/8...Activated on 4/27 and optioned to Triple-A Oklahoma City where he stayed until the trade to BOS...Played 63 games overall with the RedHawks, including rehab.
- ⚡ Acquired by the Sox from TEX at the 7/31 trade deadline in exchange for 1B Christopher McGuiness, RHP Roman Mendez, a player to be named later (C Michael Thomas), and cash considerations...Was immediately optioned to Triple-A Pawtucket.
- ⚡ Recalled to BOS on 8/11 and made his Red Sox debut that night as a defensive replacement behind the plate...Appeared in 10 games with BOS overall, including 6 behind the plate (5 GS).
- ⚡ Went 2-for-4 with 2 doubles in 1st start as a member of the Red Sox on 8/12 at TOR...Became 1st player with at least 2 extra-base hits in his 1st start at catcher for the Sox since Matt Batts in the opener of a doubleheader on 9/11/47 (2B, HR)...Threw out 1 of 2 attempted base stealers in the game.
- ⚡ Landed on the disabled list on 8/19 (retro to 8/16) with a right lower leg infection...Went 5-for-15 (.333) with 2 doubles, 1 homer, and 4 RBI in 4 rehab games with Triple-A Pawtucket.
- ⚡ Played in 7 games, including 3 starts, after being activated from the DL on 9/1, before undergoing season-ending surgery to repair a torn ligament in his left thumb on 9/28...The surgery was performed by Dr. Thomas Graham at the Cleveland Clinic.
- ⚡ Pinch-hit for Lars Anderson at OAK on 9/10 and moved to 1st base, his 1st appearance at the position since 9/30/07 with TEX.

2009: Served as the Rangers starting catcher for the 1st 4 months of the season before season cut short by complications with Thoracic Outlet Syndrome that resulted in surgery.

- ⚡ On an Opening Day roster for 1st time in his career...Started 82 of the Rangers' 1st 114 games behind the plate through 8/14, the 5th-most starts of any AL catcher through that date.
- ⚡ Threw out 21.8 percent (17 of 78) of attempted base stealers, 7th best among AL catchers...Caught 5 of season's 1st 9 attempted base stealers through 5/12, including each of the 1st 4...Allowed 5 stolen bases on 5/26 against the Yankees to match a career high (3rd time).
- ⚡ Had just 2 passed balls, tied for the 3rd fewest by any major league catcher with at least 82 starts.
- ⚡ Struck out 97 times, 2nd most by any ML batter with fewer than 300 AB (CLE's Kelly Shoppach, 98).
- ⚡ Connected for 6 of 9 home runs against HOU and SEA with 3 vs. each club.
- ⚡ Hit just .176 (6-for-34) in 1st 10 games before batting .323 (21-for-65) over next 18 contests, raising AVG to .273 through 5/16...Had season-high 3 hits on 4/24 at BAL.
- ⚡ Knocked 2nd career grand slam in 10th inning on 5/5 at Safeco Field off SEA's Denny Stark in Texas' 7-2 win...Was just the 5th extra-inning grand slam in Rangers history, 2nd on the road.
- ⚡ Tallied career-high, 9-game hit streak from 5/22-6/2 (.265, 9-for-34, 2 2B, 2 HR, 7 RBI, 5 R).
- ⚡ Went a season-high 19 games without a homer from 6/19-7/19, then had 3 in next 8 contests from 7/20-8/2.
- ⚡ Executed 1st 2 sacrifice bunts of career on 7/19 vs. MIN, becoming 1st Ranger with sac bunts from both sides of the plate in the same game since Manny Lee on 8/27/93 vs. BAL.
- ⚡ Began experiencing right shoulder problems in early August, starting just 4 games after 8/4 and exiting early in 2 of those...Placed on the DL on 8/15 with right shoulder soreness which was diagnosed as Thoracic Outlet Syndrome...Sent to Double-A Frisco on rehab assignment and was behind the plate for 2 games 8/29-30, exiting the latter contest with pain and numbness in his right arm...Activated from the DL on 9/2 and cleared to bat only.
- ⚡ Only appearance after coming off the DL was a start as DH on 9/5 before being shut down for season...Had surgery performed by Dr. Greg Pearl to remove a rib in his right side on 9/21.
- ⚡ Was 1-for-6 in 2 games for the Toros del Este in the Dominican Winter League from 12/1-2 before returning home due to recurring right shoulder stiffness...Resumed full workouts in January.

2008: Spent almost entire season with Rangers...Set career high with .352 OBP.

- ⚡ Opened the year at Triple-A Oklahoma, appearing in 15 games before recall by Rangers on 4/25...Started 52 games at catcher and 3 as DH over the rest of the season with TEX.
- ⚡ Threw out 7 of 47 potential base stealers (14.9 percent).
- ⚡ Averaged 4.35 pitches per plate appearance, 3rd most in AL and tops among TEX batters (min. 200 PA).
- ⚡ Hit .311 (38-for-122) against RHPs but just .158 (12-for-76) vs. LHPs...Batted .333 (16-for-48) with RISP.
- ⚡ Connected for 1st career grand slam on 5/23 at CLE off Jorge Julio.

🔥 Hit .357 (20-for-56) over final 20 games to raise average from .211 to .253.

🔥 Missed rest of the season after sustaining a strained right forearm muscle making a throw on 9/1 vs. SEA... Also bothered by ligament inflammation in right elbow.

🔥 Hit .364 (24-for-66) with 9 home runs and 21 RBI in 20 games for Leones del Escogido in the Dominican Winter League...Tied for 3rd in the league in home runs and had a pair of 2-homer tilts.

2007: Made ML debut with ATL and also saw big league action with TEX after a 7/31 trade.

🔥 Combined to hit .266 (82-for-308) with 11 home runs and 33 RBI in 93 big league games overall with the Braves and Rangers...Made 79 total starts in the majors, including 42 at catcher, 35 at 1st base, and 2 at DH.

🔥 Opened the year with Double-A Mississippi and was selected to ATL's major league roster on 5/2...Made ML debut that night vs. PHI, going 0-for-2 with a walk in a start behind the plate.

🔥 In 2nd game on 5/6 vs. LAD, singled off Randy Wolf for 1st hit and finished 2-for-4 with his 1st RBI...Belted 1st ML home run on 5/27 vs. PHI off Cole Hamels.

🔥 Acquired by TEX on 7/31 along with SS Elvis Andrus, RHP Neftali Feliz, and LHPs Matt Harrison and Beau Jones in exchange for INF Mark Teixeira and LHP Ron Mahay...Made Rangers debut the next night in CLE with a start at 1st base (1-for-5, 2 RBI).

🔥 Set career marks with 4 hits, 2 home runs (tied), 7 RBI, and 5 runs in TEX's record 30-3 win on 8/22 at BAL (G1)...Tied club mark for runs scored and set team rookie mark for RBI.

2006: Spent entire season at Double-A Mississippi before leaving in August to play for U.S. National Team in the Olympic Qualifying Tournament in Cuba.

🔥 Named top prospect in the Braves organization by *Baseball America* both before and after the season.

🔥 In Olympic Qualifying Tournament, hit .226 (7-for-31) with a home run and 4 RBI as U.S. won a gold medal.

🔥 Hit .565 (13-for-23) with 3 homers and 12 RBI in just 6 games with Peoria in the Arizona Fall League...Chosen to play in the AFL's Rising Stars showcase.

2005: Earned High-A Myrtle Beach's Player of the Year Award after finishing among all Braves minor league leaders in AVG (3rd, .314), hits (2nd, 144), doubles (1st, 35), RBI (3rd, 81), and OPS (3rd, .913).

🔥 Named to Carolina League's regular and post-season All-Star Teams...Selected by *Baseball America* to the post-season Carolina League and High-A All-Star squads, and named to BA's first-team all minors post-season all-star team.

🔥 Tabbed Carolina League Player of the Week for the period ending on 7/31, hitting .429 (12-for-28) with 4 doubles, a triple, and 2 homers in that time.

🔥 Named to the Arizona Fall League's All-Prospect Team after hitting .288 (21-for-73) with a homer, 16 runs, and 8 RBI in 21 games with the Phoenix Desert Dogs...Homered in the title game as the Desert Dogs won the AFL title.

🔥 Was on the USA Baseball team that took part in November's CONCEBE Regional Olympic Qualifying Tournament, hitting .875 (7-for-8) with 2 home runs, 5 RBI, and 4 runs in just 3 games.

2004: Played entire season at Single-A Rome.

🔥 Led the team with 16 RBI in May and hit a team-best .347 in July (25-for-72).

🔥 Selected by *Baseball America* as the 7th-best prospect in the South Atlantic League.

2003: Began his professional career with the Rookie-level Gulf Coast Braves.

🔥 Ranked 2nd on the team with both 11 doubles and 28 walks.

PERSONAL

🔥 Married to Ashley...The couple has 3 daughters: Sidney (12/27/06), Hunter Riley (12/20/07), and Sloan (4/12/11).

🔥 Older brother, Justin, was an infielder who played in the Braves system in 2003.

🔥 Attended Royal Palm Beach (FL) High School.

🔥 Hobbies include hunting and fishing.

IN THE COMMUNITY

In 2013, Jarrod will serve a 2nd straight year as a Jimmy Fund Co-Captain with Will Middlebrooks (was with Daniel Bard in 2012)...Has supported the Jimmy Fund New Stars for Young Stars event and Radio-Telethon, and spends time with Jimmy Fund patients during their road trips to see the team...Active in the community again in 2012, was among team leaders with 26 appearances and earned the BoSox Club's "Man of the Year Award" for community service and Tim Wakefield Award for his dedication to the community from the Boston BBWAA...Hosted the Inaugural Salty Classic Golf Tournament in December with proceeds benefitting the Wounded Warrior Project and Athlete's Advantage Scholarship Fund...Continues to support events that benefit the Red Sox Foundation, including Picnic in the Park where he donated a catching lesson in 2012, and has attended Christmas at Fenway each of the last 2 offseasons... Last season, visited with wounded soldiers during their hitting clinic at Fenway Park and spent time with children as part of the Bank of America Youth Clinic...Went on the 2011 Holiday Caravan visiting the Jimmy Fund, Beth Israel Deaconess Medical Center, Shriner's Hospital, Children's Hospital Boston, Franciscan Hospital for Children, Massachusetts General Hospital, New England Center for Homeless Veterans, and the Boston Medical Center...Has met fans as part of the Red Sox Destinations program in Fort Myers, Toronto, Seattle, and Boston...Shot a PSA for the Sports Museum's anti-bullying campaign...Has participated in on-field photo day and player/fan photo sessions...Has played in the Southwest FL Children's Hospital Celebrity Golf Classic and attended the Lee County Boys & Girls Club Dinner while at Spring Training...Participated in the Hot Stove Cool Music Roundtable at Fenway Park in January 2011, with proceeds from the event benefiting Theo and Paul Epstein's Foundation to Be Named Later.

JARROD SALTALAMACCHIA'S CAREER RECORD

YEAR	CLUB	AVG.	G	AB	R	H	2B	3B	HR	RBI	SH	SF	HB	BB	SO	SB	CS	E
2003	GCL Braves	.239	46	134	23	32	11	2	2	14	0	0	3	28	33	0	0	8
2004	Rome	.272	91	323	42	88	19	2	10	51	1	3	5	34	83	1	0	8
2005	Myrtle Beach	.314	129	459	70	144	35	1	19	81	1	5	7	57	99	4	2	10
2006	Mississippi	.230	92	313	30	72	18	1	9	39	0	3	6	55	71	0	1	8
2007	Mississippi	.309	22	81	18	25	7	0	6	13	0	0	0	13	17	2	0	5
	ATLANTA	.284	47	141	11	40	6	0	4	12	0	1	1	10	28	0	0	3
	TEXAS	.251	46	167	28	42	7	1	7	21	0	0	0	9	47	0	0	11
2008	Oklahoma	.291	15	55	10	16	3	1	2	13	0	0	2	7	15	0	0	0
	TEXAS	.253	61	198	27	50	13	0	3	26	0	1	0	31	74	0	2	9
2009	Frisco	.000	2	4	1	0	0	0	0	0	0	1	1	1	1	0	0	0
	TEXAS	.233	84	283	34	66	12	0	9	34	3	1	1	22	97	0	2	7
2010	Ok. City	.244	63	238	37	58	11	2	11	33	0	2	5	25	60	1	0	5
	Pawtucket	.278	9	36	5	10	5	0	1	6	0	0	0	4	9	0	0	0
	TEXAS	.200	2	5	0	1	0	0	0	1	0	0	0	0	1	0	0	0
	BOSTON	.158	10	19	2	3	3	0	0	1	0	0	0	6	4	0	0	1
2011	BOSTON	.235	103	358	52	84	23	3	16	56	0	1	3	24	119	1	0	6
2012	BOSTON	.222	121	405	55	90	17	1	25	59	0	4	1	38	139	0	1	7
Major League Totals		.239	474	1576	209	376	81	5	64	210	3	8	6	140	509	1	5	44
Minor League Totals		.271	469	1643	236	445	109	9	60	250	2	13	29	224	388	8	3	45
Red Sox Totals		.226	234	782	109	177	43	4	41	116	0	5	4	68	262	1	1	44

2003 Signed by the Atlanta Braves as a supplemental-round selection (36th overall) in the June draft

2007 Acquired by the Texas Rangers along with SS Elvis Andrus, RHP Neftali Feliz, and LHPs Matt Harrison and Beau Jones in exchange for INF Mark Teixeira and LHP Ron Mahay on July 31

2010 Acquired by the Boston Red Sox in exchange for 1B Christopher McGuiness, RHP Roman Mendez, a player to be named later (C Michael Thomas), and cash considerations on July 31

ADDITIONAL BATTING STATISTICS

YEAR	CLUB	OBP	SLG	OPS	TB	GDP
2007	ATLANTA	.333	.411	.745	58	4
	TEXAS	.290	.431	.721	72	4
2008	TEXAS	.352	.364	.716	72	1
2009	TEXAS	.290	.371	.661	105	3
2010	TEXAS	.200	.200	.400	1	0
	BOSTON	.360	.316	.676	6	0
2011	BOSTON	.288	.450	.737	161	7
2012	BOSTON	.288	.454	.742	184	5
Major League Totals		.302	.418	.720	659	24

CAREER FIELDING RECORD

YEAR	CLUB	POS	PCT.	G	GS	PO	A	E	TC	DP	
2007	ATLANTA	C	.993	25	20	138	12	1	151	3	
		1B	.981	14	11	96	9	2	107	7	
	TEXAS	C	.985	22	22	127	5	2	134	1	
2008	TEXAS	1B	.960	24	24	204	12	9	225	21	
		C	.976	54	52	345	17	9	371	6	
2009	TEXAS	C	.987	83	82	502	28	7	537	4	
2010	TEXAS	C	1.000	1	1	8	0	0	8	0	
		BOSTON	C	.976	6	5	38	2	1	41	0
	BOSTON	1B	-	1	0	0	0	0	0	0	
2011	BOSTON	C	.992	101	96	678	56	6	740	3	
2012	BOSTON	C	.991	104	95	715	41	7	763	3	
		1B	1.000	1	0	1	0	0	1	0	
Career Totals			C	.988	396	373	2551	161	33	2745	20
			1B	.967	40	35	301	21	11	333	28

CAREER SINGLE-GAME HIGHS

HITS	4, 2 times, last 4/21/12 vs. NYY
DOUBLES	2, 7 times, last 4/21/12 vs. NYY
HOME RUNS	2, 3 times, last 4/26/12 at CWS
RBI	7, 8/22/07 for TEX at BAL (G1)
RUNS SCORED	5, 8/22/07 for TEX at BAL (G1)
WALKS	3, 2 times, last 9/5/12 at SEA
STRIKEOUTS	4, 2 times, last 7/7/12 vs. NYY
STOLEN BASES	1, 9/3/11 vs. TEX
HITTING STREAK	9, 2 times, last 7/18/11-8/1/11
EJECTIONS (1)	7/8/11 vs. BAL (HP, M. Estabrook)

HOME RUN NOTES

MULTI-HOME RUN GAMES (3)
2-HOME RUN GAMES (3)
Last: 4/26/12 at CWS
LEADOFF HOME RUNS (0)
GRAND SLAMS (2)
Last: 5/5/09 at SEA off Denny Stark
PINCH-HIT HOME RUNS (1)
5/26/12 vs. TB off Fernando Rodney (walkoff)
EXTRA-INNING HOME RUNS (1)
5/5/09 at SEA off Denny Stark (grand slam)
GAME-ENDING HOME RUNS (1)
5/26/12 vs. TB off Fernando Rodney
INSIDE-THE-PARK HOME RUNS (0)



Salty and Hall of Famer Carlton Fisk.

FULL NAME: Stephen Drew Sutton
BATS: Switch **THROWS:** Right **HEIGHT:** 6-3 **WEIGHT:** 200
OPENING DAY AGE: 29 (Turns 30 on June 30)
BORN: June 30, 1983 in El Dorado, AR
RESIDES: Keller, TX
MAJOR LEAGUE SERVICE: 1 year, 74 days
ACQUIRED: Signed as a minor league free agent on Nov. 2, 2012
SIGNED BY: Pat Murphy (Astros)
CONTRACT STATUS: Signed through 2013



NON-ROSTER INVITEE

CAREER HIGHLIGHTS

Will begin his 10th professional season in 2013 and his 2nd stint in the Red Sox organization...Split 2011 between Triple-A Pawtucket and BOS.

Has been a part of 7 different organizations since being drafted in 2008: HOU (2008-09), CIN (2009-10), CLE (2010), BOS (2011), ATL (2012), PIT (2012), and TB (2012), and has seen major league action with all clubs with the exception of HOU and ATL.

Was HOU's Double-A Corpus Christi Most Valuable Player in 2008 and was a Texas League mid-season and post-season All-Star that year...Was a Texas League All-Star in 2007 and a Carolina League All-Star in 2006.

2012: Appeared with 4 different teams between the ATL, PIT, and TB organizations.

Was a non-roster invitee to Braves' Spring Training but began the season with Triple-A Gwinnett.

Played the majority of his 38 games for Gwinnett at 2nd base...Also appeared at 3rd base and 1st base.

Acquired by PIT in exchange for cash considerations on 5/20 and the next day was acquired by TB in exchange for a player to be named later or cash.

Batted .545 (6-for-11) over his 1st 3 games with the Rays...Was used primarily as an infielder (2B, 3B, and 1B).

Was designated for assignment on 6/22 and was claimed off waivers by the Pirates on 6/24.

Delivered a pinch-hit RBI double in his 1st plate appearance with PIT, 6/26 at PHI.

Hit his 1st career walk-off HR, 7/3 vs. HOU (Wesley Wright)...Tied his career high with 3 hits in that game.

19 of his 20 defensive appearances with the Pirates were in the outfield (LF and RF).

Was designated for assignment on 7/31 and finished the season with Triple-A Indianapolis.

2011: Combined to hit .300 (66-for-220) with 34 RBI in 76 games between Triple-A Pawtucket and the Red Sox.

Combined to hit .315 (17-for-54) with 7 doubles, 7 RBI, and 11 runs in 31 games (11 starts: 1 at 1st base, 4 at 3rd base, 4 at shortstop, and 2 in left field) in 3 stints with the Sox, from 5/20-6/13, 6/17-7/17, and 7/26-8/1.

Of his 17 hits with the Red Sox, 7 went for extra bases (all doubles).

Selected to Sox active roster on 5/20 and made Red Sox debut that night as a defensive replacement at 2nd base.

Batted .290 (9-for-31) with 5 RBI, 7 doubles and 5 runs scored in 12 games prior to being optioned to Pawtucket on 6/14 when Darnell McDonald was activated from the DL.

Recalled again on 6/17 when Jed Lowrie was placed on the DL and started that night against MIL and hit .313 (5-for-16) with 1 double, 2 RBI in 14 games before a 7/18 option back to Pawtucket when Carl Crawford was activated from the DL.

Went 3-for-6 with 2 RBI and 2 runs scored in back-to-back games on 6/30 at PHI and 7/1 at HOU.

Began his 3rd stint with BOS on 7/16 when J.D. Drew was placed on the 15-day DL.

Optioned back to the PawSox on 8/4 to make room for Erik Bedard.

With Pawtucket played 17 games at 2nd base, 9 at 3rd base, 7 at shortstop, 3 in left field, and 2 in right field.

Homered from both sides of the plate on 5/9 vs. Gwinnett.

Was designated for assignment by BOS on 9/5 and outrighted 3 days later.

2010: Spent most of 2010 season at Triple-A level between the Reds and Indians organizations.

Hit a combined .273 (98-for-359) with 24 doubles, a triple, 5 homers, and 42 RBI in 113 games between the International League's Louisville (CIN) and Columbus (CLE) clubs.

- ✦ Finished 3rd in the IL with 61 walks.
- ✦ Appeared in 22 games at 1st base, 30 at 2nd base, 11 at 3rd base, 4 at SS, and 38 in the outfield in the minors.
- ✦ Played in 2 games with the Reds from 5/27-28, going 2-for-3 with a home run.
- ✦ Belted his 1st ML grand slam as a pinch hitter and set a single-game career high with 4 RBI, 5/28 vs. HOU.
- ✦ Claimed off waivers by CLE on 8/6 and assigned to Columbus.
- ✦ Was 6-for-18 (.333) with 2 runs, a double, and 3 RBI in 4 postseason games with the Clippers.
- ✦ Recalled by CLE on 9/14 and made 6 starts at shortstop (7 G) and 4 starts at 2nd base to finish the season.
- ✦ Collected a career-high 3 hits on 9/19 at KC.
- ✦ Started at shortstop and homered off Chris Sale in his last at-bat of the season on 10/3 at CWS.

2009: Made major league debut over 3 stints with the Reds after beginning the season in the Astros organization.

- ✦ Played in 5 games with HOU's Triple-A Round Rock affiliate before being sent to the Reds on 4/16 to complete the 3/31 trade that sent INF Jeff Keppinger to the Astros on 3/31.
- ✦ Assigned to Triple-A Louisville, where he spent time on the DL for mononucleosis from 4/16-5/4 and for dehydration from 5/21-6/1.
- ✦ Recalled by CIN on 7/1 and made his ML debut the next day as a pinch-hitter in the 9th inning vs. ARI.
- ✦ Produced an RBI fielder's choice as a pinch hitter in the 9th, sending the game to extras and an eventual 3-2 win in 10 innings.
- ✦ Optioned on 7/7 and recalled to the majors 10 days later.
- ✦ Recorded an RBI double off Randy Wolf for his 1st ML hit on 7/21 at LAD.
- ✦ Made his 1st 3 ML starts in consecutive games, 7/31-8/2.
- ✦ Sent to Louisville again on 7/24 but returned 3 days later for the duration of the season.
- ✦ Belted his 1st ML home run, a 2-run shot off Logan Kensing, 8/15 vs. WSH.
- ✦ Hit a 2-run double with 2 out in the 9th inning to send the Reds to a 7-5 win on 9/12 at CHI.
- ✦ Played all 4 infield positions with CIN and also made his pro debut in the outfield with 5 games (4 starts) in left field and 1 game in right field.

2008: Returned to Double-A Corpus Christi and was named the club's Most Valuable Player.

- ✦ Was a Texas League mid-season All-Star and went 2-for-5 with a double in the game, 6/25 in Springfield... Was also a TL post-season All-Star.
- ✦ Led the league with 102 runs, 165 hits, 272 total bases, and 39 doubles...Also ranked among TL leaders in extra-base hits (2nd, 63), OBP (3rd, .408), SLG (3rd, .523), walks (4th, 76), and AVG (6th, .317).
- ✦ Finished 1st among all Astros minor leaguers in AVG, hits, runs, walks, doubles, and extra-base hits.
- ✦ Hit .323 (32-for-99) with 4 homers and 11 RBI in July to earn Astros Minor League Player of the Month honors.
- ✦ Batted .343 (36-for-105) with 6 shots in August.
- ✦ Following the season, played for Scottsdale in the Arizona Fall League, batting .315 (34-for-108) with 7 homers and 24 RBI...Led the AFL with 24 walks.
- ✦ Added to HOU's 40-man roster on 11/18.

2007: Represented HOU's Double-A Corpus Christi affiliate in Texas League All-Star Game.

- ✦ Led the club in hits (129), doubles (28), runs (81), and stolen bases (24).
- ✦ Ranked 4th in the league in steals and tied for 5th in runs scored.
- ✦ Was TL Player of the Week for 4/16-4/22 after batting .481 (13-for-27) in 6 games.

2006: Was a Carolina League All-Star for the Astros at High-A Salem.

- ✦ Finished tied for the CL lead in sac hits (17) and intentional walks (6)...Led the team and ranked 5th in the CL with a team-high 69 walks...Also had a team-best .789 OPS, and finished 2nd with 15 home runs.
- ✦ Led circuit's 2nd basemen in fielding pct. (.978), games (121), chances (556), assists (361), and double plays (65).
- ✦ Went 1-for-7 (.143) with a walk and a stolen base in 2 playoff games.

2005: Hit .274 with 16 HR between High-A Salem and Single-A Lexington in 1st full season.

- ✦ Was sent from Salem to Lexington on 6/30 and spent the rest of the season with the Legends.
- ✦ Hit 13 homers in his 62 games with Lexington after tallying 3 in 43 tilts with Salem.
- ✦ Went 3-for-5 with a double, a grand slam, 5 RBI, and 2 stolen bases on 7/31 at Asheville.

2004: Made his pro debut with Short-A Tri-City and finished 3rd in the New York-Penn League in walks (39).

⚾ Was Tri City's Defensive Player of the Month for June.

PERSONAL

⚾ Married to Staci...The couple has a daughter, Karsyn, and a son, Ryder.

⚾ Played baseball at Baylor (TX) University.

⚾ Graduated from Jackson North Side (TN) High School.

DREW SUTTON'S CAREER RECORD

YEAR	CLUB	AVG.	G	AB	R	H	2B	3B	HR	RBI	SH	SF	HB	BB	SO	SB	CS	E
2004	Tri-City	.280	63	250	43	70	10	0	1	16	2	2	2	39	50	2	4	6
2005	Salem	.257	43	148	22	38	5	1	3	12	0	0	1	29	34	4	3	3
	Lexington	.286	62	231	46	66	19	2	13	42	1	1	6	36	51	4	2	10
2006	Salem	.263	125	456	65	120	27	2	15	48	17	6	3	69	84	20	15	12
2007	Corpus Christi	.269	128	480	81	129	28	1	9	53	8	6	7	57	86	24	5	14
2008	Corpus Christi	.317	133	520	102	165	39	4	20	69	1		6	76	98	20	7	26
2009	Round Rock	.267	5	15	1	4	0	0	0	0	0	0	1	2	2	0	0	0
	CINCINNATI	.212	42	66	10	14	4	1	1	9	2	0	1	7	20	0	2	0
	Louisville	.261	44	157	32	41	14	2	5	22	1	1	5	26	39	1	2	6
2010	Louisville	.262	84	263	35	69	16	1	3	27	5	5	3	43	71	5	3	3
	CINCINNATI	.667	2	3	1	2	0	0	1	4	0	0	0	0	1	0	0	0
	Columbus	.302	29	96	10	29	8	0	2	15	3	1	1	18	21	4	0	5
	CLEVELAND	.222	11	36	4	8	1	0	1	4	0	0	0	3	12	0	0	0
2011	Pawtucket	.295	45	166	24	49	13	1	5	27	1	1	3	21	38	0	2	7
	BOSTON	.315	31	54	11	17	7	0	0	7	2	0	1	3	13	0	0	3
2012	Gwinnett	.270	38	137	19	37	10	2	0	15	1	2	4	20	24	1	4	5
	TAMPA BAY	.271	18	48	2	13	4	0	0	6	0	0	1	2	16	0	0	3
	Indianapolis	.048	12	21	2	1	1	0	0	1	0	0	1	4	7	1	0	0
	PITTSBURGH	.243	24	74	10	18	8	1	1	7	0	1	0	4	26	0	1	2
Major League Totals		.256	128	281	38	72	24	2	4	37	4	1	3	19	88	0	3	8
Minor League Totals		.278	811	2940	482	818	190	16	76	347	40	25	43	440	605	86	47	97
Red Sox Totals		.315	31	54	11	17	7	0	0	7	2	0	1	3	13	0	0	8

2002 Selected by the Colorado Rockies in the 38th round of the June draft (did not sign)

2004 Signed by the Houston Astros as a 15th-round selection in the June draft

2009 Acquired by the Cincinnati Reds on 4/16 to complete the trade that sent INF/OF Jeff Keppinger to the Houston Astros for a player to be named later on 3/31

2010 Claimed off waivers by the Cleveland Indians on 8/6

2010 Signed by the Boston Red Sox as a minor league free agent on 11/17

2011 Signed by the Atlanta Braves as a minor league free agent on 11/15

2012 Acquired by the Pittsburgh Pirates in exchange for cash on 5/20

2012 Acquired by the Tampa Bay Rays in exchange for cash on 5/21

2012 Claimed off waivers by the Pittsburgh Pirates on 6/24

2012 Signed by the Boston Red Sox as a minor league free agent on 11/2

ADDITIONAL BATTING STATISTICS

YEAR	CLUB	OBP	SLG	OPS	TB	GDP
2009	CINCINNATI	.297	.348	.646	23	1
2010	CINCINNATI	.667	1.667	2.333	5	0
	CLEVELAND	.282	.333	.615	12	1
2011	BOSTON	.362	.444	.807	24	0
2012	TAMPA BAY	.314	.354	.668	17	0
	PITTSBURGH	.278	.419	.697	31	1
Major League Totals		.309	.399	.708	112	3

CAREER FIELDING RECORD

YEAR	CLUB	POS	PCT.	G	GS	PO	A	E	TC	DP
2009	CINCINNATI	OF	1.000	6	4	11	0	0	11	0
		2B	1.000	8	3	9	11	0	20	2
		3B	1.000	2	1	1	1	0	2	0
		SS	1.000	7	3	7	16	0	23	4
2010	CINCINNATI	2B	1.000	1	0	0	1	0	1	0
		SS	1.000	1	0	0	1	0	1	0
		3B	-	1	0	0	0	0	0	0
		CLEVELAND	2B	1.000	4	4	5	17	0	22
2011	CLEVELAND BOSTON	SS	1.000	7	6	11	16	0	27	2
		SS	.923	4	4	6	6	1	13	2
		3B	1.000	8	4	2	13	0	15	1
		2B	.889	7	1	3	5	1	9	1
2012	TAMPA BAY	1B	1.000	5	0	13	1	0	14	0
		OF	.857	3	2	6	0	1	7	0
		2B	1.000	6	2	3	5	0	8	1
		1B	1.000	3	1	8	0	0	8	1
2012	PITTSBURGH PITTSBURGH	3B	.906	11	9	7	22	3	32	0
		OF	.929	19	16	26	0	2	28	0
		2B	1.000	2	0	3	1	0	4	1
		Career Totals	2B	.984	28	10	23	40	1	64
		OF	.935	28	22	43	0	3	46	0
		1B	1.000	8	1	21	1	0	22	1
		3B	.939	22	14	10	36	3	49	1
		SS	.984	19	13	24	39	1	64	8

CAREER SINGLE-GAME HIGHS

HITS	3, 3 times, last 7/3/12 for PIT vs. HOU
DOUBLES	2, 4 times, last 7/13/12 for PIT at MIL
HOME RUNS	1, 4 times, last 7/3/12 for PIT vs. HOU
RBI	4, 5/28/10 for CIN vs. HOU
RUNS SCORED	2, 4 times, last 7/3/12 for PIT vs. HOU
WALKS	1, 19 times, last, 7/27/12 for PIT at HOU
STRIKEOUTS	3, 4 times, last 7/24/12 for PIT vs. CHI
STOLEN BASES	None
HITTING STREAK	7, 7/1/12-7/7/12
EJECTIONS	None

HOME RUN NOTES

MULTI-HOME RUN GAMES (0)
LEADOFF HOME RUNS (0)
GRAND SLAMS (1) 5/28/10 vs. HOU off Tim Lincecum
PINCH-HIT HOME RUNS (1) 5/28/10 vs. HOU off Tim Lincecum
EXTRA-INNING HOME RUNS (0)
GAME-ENDING HOME RUNS (1) 7/3/12 for PIT vs. HOU off Wesley Wright
INSIDE-THE-PARK HOME RUNS (0)

THE GREAT FENWAY PARK WRITERS SERIES

The Great Fenway Park Writer's Series unites Red Sox fans with authors of poetry and prose in an informal setting. While most of the books and writings regard baseball, the series has expanded through the years to include Supreme Court Justice Stephen Breyer, former U.S. Senator Bill Bradley, New York Times executive editor Bill Keller, writer and feminist Gloria Steinem, former UMass President William Bulger, and former Maryland Lt. Governor Kathleen Kennedy Townsend.

The list of sports writers and commentators who have participated includes Linda Cohn, Jim Nantz, Christine Brennan, Roger Kahn, Frank Deford, Jackie MacMullan, and Bob Ryan.

For more information regarding schedule and event details for upcoming Great Fenway Park Writers Series, please visit www.fenwayparkwriters.org.



FULL NAME: Ryan Joseph Sweeney
BATS: Left **THROWS:** Left **HEIGHT:** 6-4 **WEIGHT:** 225
OPENING DAY AGE: 28
BORN: February 20, 1985 in Cedar Rapids, IA
RESIDES: Cedar Rapids, IA
MAJOR LEAGUE SERVICE: 5 years, 53 days
ACQUIRED: From Oakland with RHP Andrew Bailey in exchange for OF Josh Reddick, RHP Raul Alcantara and 1B Miles Head on December 28, 2011
SIGNED BY: Paul Provas and Nathan Durst (White Sox)
CONTRACT STATUS: Signed through 2013
NON-ROSTER INVITEE



CAREER HIGHLIGHTS

✦ Returns for a 2nd season in the Red Sox organization after signing as a minor league free agent on 1/25/13... Was originally acquired via trade from OAK along with RHP Andrew Bailey for OF Josh Reddick, and minor league RHP Raul Alcantara and 1B Miles Head on 12/28/11.

✦ A second-round selection of the White Sox in the June 2003 draft, has appeared in 535 career ML games over parts of 7 seasons with CWS (2006-07), OAK (2008-11), and BOS (2012).

✦ Has a .283 AVG (464-for-1,639) in 502 games over the last 5 seasons from 2008-12...Led the A's with a .293 AVG (142-for-484) in 2009.

✦ Batting .293 (404-for-1,377) in his career against right-handed pitching, including a .298 clip (390-for-1,310) off right-handers over the last 5 seasons from 2008-12...13 of his 14 career homers have come off righties.

✦ Went 221 consecutive errorless games in the outfield from 8/17/09-4/21/12, including an OAK-record 209-game streak to begin that stretch.

2012: Limited to 63 games in 1st season with the Red Sox due to 3 trips to the DL.

✦ Placed on the 7-day concussion DL on 5/22 (effective 5/21) after suffering the injury while making a diving catch on 5/19 in PHI...Activated on 5/28.

✦ Went back on the DL on 6/17 due to left big toe inflammation...Returned to the club prior to the 2nd game of a doubleheader on 7/7 vs. NYY...Went 1-for-7 in 2 rehab contests with Double-A Portland prior to activation.

✦ Went on the DL on 7/31 with a fractured bone in his left hand and missed the remainder of the season...Transferred to the 60-day DL on 8/10.

✦ Most action came against right-handed pitching...Hit .277 (51-for-184) with 18 doubles, 2 triples, and 16 RBI vs. righties compared to 2-for-20 (.100) with 1 double vs. southpaws...Went 9-for-30 (.300) with a double, 2 triples, and 4 RBI in close and late situations.

✦ Ranked 7th in the AL with a .311 AVG (min. 130 PA) and tied for 3rd in the circuit with 14 doubles in 34 games through 5/20 prior to his 1st stint on the DL...Went 15-for-82 (.183) in 29 games after returning, including 3-for-33 (.091) in his last 11 games of the season following his 2nd DL stint.

✦ Started 16 of the Sox 1st 21 games of the season and 28 of 40 contests through 5/19 prior to his 1st DL stint...Started each of the club's 1st 27 games against right-handed starting pitchers through 5/19 and started against all 43 right-handed pitchers BOS faced while he was active through 7/13...Started all but 3 of the club's 52 games against right-handed starters while he was active.

✦ Made 35 starts in right field, including each of his 1st 22 starts of the season...Also had 15 starts in center field, including 7 straight from 5/11-28...Overall appeared in 49 games in right and 19 in center.

✦ Committed 2 errors on the year...His miscue on 4/23 at MIN was his 1st since 8/15/09 vs. CWS while with OAK, snapping a 221-game errorless streak in the outfield.

✦ Was 4-for-12 (.333) with 2 walks when he did not start...Went 2-for-5 (.400) with an RBI and walk in the pinch.

✦ Hit 11 doubles in April, tied for the most by a Red Sox in that month since at least 1921 (also Mike Lowell, 2006; Jose Offerman, 1999).

✦ Hit safely in each of his 1st 7 tilts of the season, batting .400 (10-for-25, 3 2B, 3B, 4 RBI, 3 BB) in that stretch.

✦ Led team with 2 hits on Opening Day, 4/5 at DET, including game-tying RBI triple with 2 out in the top of the 9th.

✦ Tallied a season-long 9-game hit streak, 4/17-28...Hit .417 (15-for-36) with 8 doubles and 4 RBI in that time.

✦ Notched a season-high 4 hits in a 17-inning game on 5/6 vs. BAL.

✦ Doubled in 4 straight tilts from 4/20-24, his longest career streak with at least 1 extra-base hit.

✦ Made 6 leadoff starts over a 7-game stretch from 5/10-16.

2011: Did not commit an error in the outfield for the 2nd straight season, going 92 contests and 153 total chances without a miscue...The 92 errorless games played were 2nd most in Athletics history by an outfielder, behind Stan Javier's 124 in 1995.

👉 On the A's Opening Day roster for the 4th consecutive season but did not start for the 1st time, serving as OAK's 4th outfielder.

👉 Appeared at all 3 outfield positions and DH...Started 26 games in center field, 24 in left, and 14 in right.

👉 Matched his career single-season high with 3 triples.

👉 Played mostly against right-handed pitching, batting .286 (63-for-220) with his only home run and 23 of 25 RBI off righties...Was 7-for-44 (.159) with no extra-base hits against left-handers.

👉 Hit .297 (19-for-64) with RISP, including .321 (9-for-28) with RISP and 2 outs...Batted .333 (12-for-36) in Interleague Play...Started games at every spot in the order except 4th and 9th...Saw his most action in the 6 spot, where he batted .308 (24-for-78) in 23 games, including 21 starts.

👉 Tied for 2nd among AL pinch-hitters in plate appearances (21), tied for 3rd in hits (4) and tied for 4th in that group in walks (3)...Was 4-for-18 (.222) with a triple and 2 RBI in the pinch.

👉 Logged 2 months with a .300-plus AVG, hitting .365 in May (19-for-52) and .333 in July (15-for-45).

👉 Tallied 2 season-long, 7-game hit streaks...Batted .500 (12-for-24) over 7 tilts from 4/27-5/13, lifting his season AVG to .362...Matched that stretch from 7/23-8/2 (.393, 11-for-28).

👉 Had a career-high and OAK record-tying 5 hits on 5/5 vs. CLE...It was the 29th 5-hit game in Oakland history, the 1st since Adam Kennedy on 8/15/09 vs. CWS.

👉 Pinch-run for Hideki Matsui in the 8th inning of Game 1 of the 7/16 doubleheader vs. LAA and remained in the game in left field...That extended his errorless streak to 166 games, which set the Oakland record for consecutive errorless games by an outfielder.

👉 Homered in the 4th inning on 7/27 vs. TB to snap a career-long, 108-game, 374 at-bat homerless streak since his last long ball on 5/4/10 vs. TEX (Feldman).

👉 Ejected from the game on 7/31 vs. MIN after striking out in the 7th inning, the 1st ejection of his career.

👉 Tied a career high with 3 walks on 9/5 vs. KC...Marked 3rd-career 3-walk tilt and 1st since 9/17/08 vs. LAA.

👉 Started 5 consecutive games in center field from 9/10-14...Start on the 14th vs. LAA marked his last game of the season as he missed the final 13 contests with a strained right quadriceps.

2010: Limited to 82 games due to season-ending knee surgery in July...Had been batting a team-leading .294 (89-for-303) when he went on the DL after the All-Star break.

👉 Started 76 games in right field and 1 in center...Did not commit an error in 81 games overall in the outfield.

👉 Was the A's Opening Day starter in right field 4/5 vs. SEA...Marked his 3rd consecutive Opening Day start for the club with the previous 2 coming in center field.

👉 Batted .307 (73-for-238) against right-handed pitching and .246 (16-for-65) against left-handers...Hit .321 (53-for-165) with his only homer and 26 of his 36 RBI at home, compared to .261 (36-for-138) on the road.

👉 Tallied a .312 clip (77-for-247) against the American League, including .337 (34-for-101) vs. AL West competition...Hit .298 (25-for-84) with RISP.

👉 Tied for the team lead with 59 starts batting 3rd, hitting .283 (66-for-233) in those contests.

👉 Went 2-for-2 with 2 walks as a pinch-hitter after entering the season 0-for-14 in the pinch.

👉 Began the season with a career-high-tying, 13-game hit streak (.320, 16-for-50)...Tied for the 2nd-longest season-opening hit streak in OAK history.

👉 Reached base safely in each of his 1st 23 games, the 5th-longest season-opening streak in OAK history...It also matched his career-high stretch from 8/30-9/26/09.

👉 Tallied 1st career walk-off hit on 4/17 vs. BAL, a 2-run single in the A's 4-3 win.

👉 Finished May with a .316 AVG (30-for-95), his best monthly mark in 2010.

👉 Had a career-high 5 RBI on 5/4 vs. TEX when he hit his only home run of the season.

👉 Ended a stretch of reaching base safely in 37 consecutive home games on 5/5...The streak, which lasted from 8/14/09-5/4/10, tied for the 2nd-longest such run in OAK history.

👉 Placed on the 15-day disabled list on 7/19 (retroactive to 7/12) with right patella tendinitis and was transferred to the 60-day DL on 7/30 when he underwent season-ending surgery.

2009: Led the A's with a .293 AVG (142-for-484) while collecting 53 RBI in 134 games.

👉 Batting AVG was 5th best in OAK history by a player younger than 25 years of age...Finished 2nd on the club with 31 doubles.

👉 Started a team-leading 63 games in right field but also made 53 starts in center field and 5 in left for a club-high 121 starts in the outfield overall.

- 👉 Collected 11 assists, tied for 4th most among AL outfielders.
- 👉 Batted at a .301 clip (112-for-372) with 5 of his 6 homers and 46 of his 53 RBI against right-handed pitching.
- 👉 Recorded the 6th-best road AVG in the AL at .326 (84-for-258) and tied for 5th in doubles with 23 of his 31 2-baggers coming away from home...Knocked 4 of 6 home runs on the road and slugged .469 in away games compared to .336 in OAK.
- 👉 Compiled a season-best 12-game hit streak from 4/18- 5/3 (.304, 17-for-56).
- 👉 Was batting .246 (47-for-191) in 49 games when he was placed on the 15-day disabled list on 6/8 (retroactive to 6/3) with a sprained left knee...Reinstated 6/18 and hit .324 (95-for-293) in 85 contests following his return...Owned the 7th-best AVG in the AL from 6/18 through the end of the season.
- 👉 Home run on 6/29 off DET's Fu-Te Ni is the only 1 of his 14 career home runs off a southpaw.
- 👉 Batted .319 (73-for-229) with 20 doubles after the All-Star Break...Had the 10th-best AVG in the AL after the break and tied for 8th in doubles.
- 👉 Walked 7/24 at NYY to snap a 27-game streak without a walk...Batted .311 (28-for-90) during that streak.
- 👉 Homered twice in a 3-game series at KC from 8/7-9 to start a season-ending stretch where he collected 21 extra-base hits (16 2B, 2 3B, 3 HR) over his final 44 games...Had notched just 11 extra-base hits over his previous 64 contests.
- 👉 Reached base safely via hit or walk in an A's season-high 23 consecutive games from 8/30-9/26...Hit .367 (33-for-90) with 10 doubles and 10 walks (.427 OBP) during the streak.
- 👉 Hit .360 (31-for-86) with 19 runs, 10 doubles, and 16 RBI in 22 tilts in September...Tied for 2nd in the AL in doubles and ranked 6th in batting during the month.
- 👉 Tied an OAK record with 3 doubles on 9/14 at TEX.

2008: Traded to OAK in January and made 1st career Opening Day roster...Ranked 3rd among AL rookies in OBP (.350), tied for 4th in multi-hit games (31), and was 5th in AVG (.286), and stolen bases (9).

- 👉 Started a team-leading 102 games in the outfield, including 54 in right field, 46 in center, and 2 in left...Committed just 1 error in 110 tilts overall in the outfield for a .996 fielding pct., which placed 6th among AL outfielders...Tallied 6 assists, tied for 3rd among AL rookie outfielders.
- 👉 Hit .307 (91-for-296) with all 5 of his home runs against right-handed pitching...Hit .330 (32-for-97) with RISP...Started games in every spot in the batting order.
- 👉 Went 0-for-3 as the A's Opening Day starter in center field on 3/25 vs. BOS in Tokyo.
- 👉 Notched 1st career 4-hit game on 4/4 vs. CLE...Collected 1st career stolen base on 4/25 at SEA...Was successful in 8 of 9 stolen base attempts (90.0%).
- 👉 Had career-high and A's season-best 13-game hit streak from 5/19-6/19...Was 2nd-longest hitting streak by an AL rookie in 2008...Hit .327 (17-for-52) during the stretch, which was interrupted by his 1st stint on the DL.
- 👉 Was batting .293 (36-for-123) with 2 homers and 22 RBI in 46 games when placed on the 15-day disabled list on 5/30 (retroactive to 5/29) with a left toe contusion...Had an 8-game rehab stint with Triple-A Sacramento before being reinstated from the DL on 6/13...Hit .327 (36-for-110) over his 1st 29 games following his return.
- 👉 Missed 3 games from 6/27-29 with a sprained left ankle and 3 tilts from 7/11-13 with a dislocated left pinkie.
- 👉 Placed on 15-day DL a 2nd time on 8/13 with a sprained right thumb...Made a 1-game rehab assignment with the A's affiliate in the Rookie-level Arizona League and was reinstated on 8/28...Hit .284 (27-for-95) in 27 games following his return through the end of the season.
- 👉 Notched 3 doubles in the 2nd game of the doubleheader on 9/4 at KC, tying the OAK single-game record.
- 👉 Committed the 1st error of his career on 9/8 at DET in right field...Snapped a 123-game errorless streak to begin his career, including 94 contests with the A's.

2007: Ranked by *Baseball America* as the No. 1 prospect in the White Sox organization entering the season...Appeared in 15 games for CWS but spent most of the year with Triple-A Charlotte.

- 👉 Recalled from Charlotte on 4/29 for only ML stint of the year...Optioned back to Charlotte 5/20...Connected for 1st ML home run on 5/12 vs. KC, a solo shot off Scott Elarton.
- 👉 Hit .270 (107-for-397) with 10 homers and 47 RBI in 105 games with the Knights...Made 46 appearances in CF, 36 in RF, and 29 in LF...Did not commit an error and led International League outfielders with 13 assists.
- 👉 Went 5-for-5 on 5/25 vs. Ottawa...Compiled an 11-game hit streak from 6/6-17, going 21-for-45 (.467)...Connected for a grand slam 7/16 vs. Buffalo.
- 👉 On the disabled list from 8/2-9 with a sprained right wrist.
- 👉 Following the season, hit .286 (24-for-84) with 2 doubles, a home run, and 13 RBI with Phoenix of the Arizona Fall League...Participated in the AFL Rising Stars Showcase game and drove in the winning run with a single in the 10th inning.

2006: Made ML debut with the White Sox in September after spending the year with Charlotte, his 1st Triple-A action...Ranked 4th among CWS minor leaguers in hits (133) and tied for 4th in RBI (70).

👉 Hit .229 (8-for-35) with 5 RBI in 18 games with the White Sox after being selected from Triple-A Charlotte on 9/1...Made 7 appearances in center field (3 starts), 6 in right field (3 starts), and 6 in left.

👉 Made his ML debut as a defensive replacement in center field on 9/1 at KC.

👉 Singled off Kason Gabbard in the 6th inning on 9/5 at BOS for his 1st ML hit...Picked up his 1st RBI 9/6 at BOS with a groundout.

👉 With the Knights, hit .296 with 13 HR along with his 70 RBI...Named the IL Batter of the Week for 4/24-30.

👉 Entering the season, tabbed by *Baseball America* as the No. 3 prospect and best outfield arm in the White Sox organization...Rated by *BA* as the best hitter For AVG and best defensive outfielder in the White Sox organization following the season...Also selected by same publication as the No. 5 prospect in the International League.

👉 In the offseason, played in 14 games for LaGuaira in the Venezuelan Winter League, hitting .260 (13-for-50) with 1 homer and 7 RBI.

2005: Ranked among the organizational leaders in AVG (6th, .298) and triples (T-9th, 3) while spending the entire campaign with Double-A Birmingham.

👉 Ranked by *Baseball America* as No. 2 prospect, best hitter for AVG and best outfield arm in the White Sox organization entering the campaign...Also cited as No. 7 prospect in the Carolina League by the same publication.

👉 Honored as White Sox Midwest Player of the Year at the annual Pitch and Hit Club awards dinner in Jan. 2005.

2004: Placed among CWS system leaders in hits (3rd, 146) and runs scored (9th, 71), and finished 2nd in the Carolina League in hits at Winston-Salem.

👉 Ranked by *Baseball America* as the No. 4 prospect in the Sox organization entering the season.

2003: Hit a combined .327 (33-for-101) between Rookie-level Bristol and Great Falls.

👉 Recorded his 1st professional home run 8/21 vs. Kingsport.

👉 Cited by *Baseball America* as the best pure hitter and best athlete (along with Brian Anderson) from the White Sox 2003 draft class.

PERSONAL

👉 Married to Natasha.

👉 Graduated from Xavier High School in Cedar Rapids, IA...Named Louisville Slugger National Player of the Year...Was a First-Team All State selection in 2001-02...Posted a 9-0 record with a 0.35 ERA with 82 strikeouts as a junior...Committed to San Diego State University before signing with the White Sox.

HOW THEY BECAME THE RED SOX

As 1 of 8 clubs to enter into the newly formed American League in 1901, the Red Sox were initially called the Boston Americans. Other nicknames for the club at that time were the Somersets, after original owner Charles W. Somers; Plymouth Rocks; Speed Boys; Puritans; and Pilgrims, but they were officially called the Americans. These various names were applied until 12/18/1907, when the current name "Red Sox" was adopted. The origin of this name is traced to the Boston Red Stockings of the powerful National League in the 1870's and 1880's. In 1907 the Red Stockings (who later became the Braves) abandoned the red hosiery they customarily wore. Manager Fred Tenney believed that the red dye in the socks could possibly cause infection in spike wounds. Red Sox Owner John I. Taylor stated, "From now on we'll wear red stockings, and I'm grabbing that name Red Sox!"

RYAN SWEENEY'S CAREER RECORD

YEAR	CLUB	AVG.	G	AB	R	H	2B	3B	HR	RBI	SH	SF	HB	BB	SO	SB	CS	E
2003	Bristol	.313	19	67	11	21	3	0	2	5	1	0	1	7	10	3	0	4
	Great Falls	.353	10	34	0	12	2	0	0	4	0	0	0	2	3	0	2	1
2004	Winston-Salem	.283	134	515	71	146	22	3	7	66	3	2	7	40	65	8	6	7
2005	Birmingham	.298	113	429	64	128	22	3	1	47	7	5	7	35	53	6	6	3
2006	Charlotte	.296	118	449	64	133	25	3	13	70	3	2	3	35	73	7	7	3
	WHITE SOX	.229	18	35	1	8	0	0	0	5	0	0	0	0	7	0	0	0
2007	Charlotte	.270	105	397	50	107	17	2	10	47	2	2	1	48	71	8	5	0
	WHITE SOX	.200	15	45	5	9	3	0	1	5	0	0	0	4	5	0	1	0
2008	Sacramento	.412	8	34	5	14	4	0	1	5	0	0	0	3	4	0	0	0
	OAKLAND	.286	115	384	53	110	18	2	5	45	2	6	3	38	67	9	1	1
	Phoenix	.000	1	3	0	0	0	0	0	0	0	0	0	2	0	0	0	3
2009	OAKLAND	.293	134	484	68	142	31	3	6	53	2	5	3	40	67	6	5	3
2010	OAKLAND	.294	82	303	41	89	20	2	1	36	1	3	0	24	41	1	1	0
2011	OAKLAND	.265	108	264	34	70	11	3	1	25	1	1	0	33	48	1	1	0
2012	Portland	.143	2	7	0	1	0	0	0	0	0	0	0	0	0	0	0	0
	BOSTON	.260	63	204	22	53	19	2	0	16	1	1	1	12	43	0	0	2
Major League Totals		.280	535	1719	224	481	102	12	14	185	7	16	7	151	278	17	9	6
Minor League Totals		.290	510	1935	265	562	95	11	34	244	16	11	19	172	279	32	26	21
Red Sox Totals		.260	63	204	22	53	19	2	0	16	1	1	1	12	43	0	0	6

2003 Signed by the Chicago White Sox as a second-round selection in the June draft
 2008 Acquired by the Oakland Athletics along with RHP Fautino De Los Santos and LHP Gio Gonzalez for OF Nick Swisher on 1/3
 2011 Acquired by the Boston Red Sox along with RHP Andrew Bailey in exchange for OF Josh Reddick, RHP Raul Alcantara, and 1B Miles Head on 12/28
 2013 Re-signed by the Boston Red Sox as a minor league free agent on 1/25

ADDITIONAL BATTING STATISTICS

YEAR	CLUB	OBP	SLG	OPS	TB	GDP
2006	CHI WHITE SOX	.229	.229	.457	8	1
2007	CHI WHITE SOX	.265	.333	.599	15	2
2008	OAKLAND	.350	.383	.733	147	9
2009	OAKLAND	.348	.407	.755	197	14
2010	OAKLAND	.342	.383	.725	116	14
2011	OAKLAND	.346	.341	.687	90	7
2012	BOSTON	.303	.373	.675	76	1
Major League Totals		.338	.378	.715	649	48

CAREER FIELDING RECORD

YEAR	CLUB	POS	PCT.	G	GS	PO	A	E	TC	DP
2006	CHI WHITE SOX	OF	1.000	15	6	23	0	0	23	0
2007	CHI WHITE SOX	OF	1.000	14	13	25	1	0	26	1
2008	OAKLAND	OF	.996	110	102	243	6	1	250	0
2009	OAKLAND	OF	.991	132	121	319	11	3	333	2
2010	OAKLAND	OF	1.000	81	77	149	4	0	153	1
2011	OAKLAND	OF	1.000	92	65	150	3	0	153	0
2012	BOSTON	OF	.983	61	50	111	3	2	116	2
Career Totals		OF	.994	505	434	1020	28	6	1054	6

CAREER SINGLE-GAME HIGHS

HITS 5, 5/5/11 for OAK vs. CLE
DOUBLES 3, 2 times, last 9/14/09 for OAK at TEX
HOME RUNS 1, 14 times, last 7/27/11 for OAK vs. TB
RBI 5, 5/4/10 for OAK vs. TEX
RUNS SCORED 4, 6/17/08 for OAK at ARI
WALKS 3, 3 times, last 9/5/11 for OAK vs. KC
STRIKEOUTS 3, 6 times, last 5/29/12 vs. DET
STOLEN BASES 1, 17 times, last 5/25/11 for OAK at LAA
HITTING STREAK 13, 2 times, last 4/5/10-4/18/10
EJECTIONS (1) 7/31/11 vs. MIN (HP, D. Bellino)

HOME RUN NOTES

MULTI-HOME RUN GAMES (0)
LEADOFF HOME RUNS (0)
GRAND SLAMS (0)
PINCH-HIT HOME RUNS (0)
EXTRA-INNING HOME RUNS (0)
GAME-ENDING HOME RUNS (0)
INSIDE-THE-PARK HOME RUNS (0)

FULL NAME: Junichi Tazawa**BATS:** Right **THROWS:** Right **HEIGHT:** 5-11 **WEIGHT:** 200**OPENING DAY AGE:** 26 (Turns 27 on June 6)**BORN:** June 6, 1986 in Yokohama, Japan**RESIDES:** Yokohama, Japan**MAJOR LEAGUE SERVICE:** 2 years, 86 days**ACQUIRED:** Signed as an international free agent on Dec. 3, 2008**SIGNED BY:** Craig Shipley (Red Sox)**CONTRACT STATUS:** Signed through 2013**CAREER HIGHLIGHTS**

☛ Made major league debut with the Red Sox in 1st professional season in 2009...Missed 2010 season after undergoing Tommy John Surgery that April...Returned to BOS at the end of 2011 and totaled a career-high 44.0 innings over 3 stints with the Red Sox in 2012.

☛ Owns a 2.75 ERA with 52 strikeouts in 52.1 innings over 42 career relief appearances in the majors...In 2012, posted a 1.43 ERA (7 ER/44.0 IP), the 3rd-best single-season mark by a Red Sox since 1915 (min. 40.0 IP).

☛ Enters 2013 having held opponents to 1 run or less in his last 40 ML outings beginning on 9/13/09 (1.72 ERA, 8 ER/47.0 IP)...It marks the longest such streak by a Red Sox since Hideki Okajima's 1st 57 ML games from 4/2-8/24/07.

☛ Became the 7th Japanese-born player to appear with the Red Sox when he debuted in 2009.

☛ Signed with BOS on 12/3/08 after a 4-year amateur career with the Nippon Oil ENEOS of the Japan Industrial League...Went 14-3 with 11 saves and a 1.99 ERA (39 ER/176.2 IP) in 53 career appearances (13 starts).

2012: Posted a 1.43 ERA (7 ER/44.0 IP) over 37 relief appearances over 3 major league stints with the Red Sox.

☛ His ERA ranked 2nd in the AL (3rd in ML) among pitchers with at least 40.0 innings, trailing only TB's Fernando Rodney (0.60)...Since 1915, only 2 Red Sox have posted a lower single-season ERA while throwing at least 40.0 innings: Jonathan Papelbon in 2006 (0.92) and Calvin Schiraldi in 1986 (1.41).

☛ Recorded 45 strikeouts and issued just 5 walks for a 9.0 strikeout-to-walk ratio, tops in the majors among hurlers with at least 40.0 IP...It was the 2nd-best single-season K/BB ratio in Red Sox history among pitchers with at least 25.0 innings after Jonathan Papelbon in 2008 (9.63).

☛ Was just the 3rd AL pitcher ever to post an ERA under 1.50 and a K/BB ratio of at least 9.0 in a single season (min. 20.0 IP)...The others are Hall of Famer Dennis Eckersley (1990 with OAK) and Mariano Rivera (2008 with NYY)...Was the 2nd-youngest major leaguer ever to do that after Stephen Strasburg (2011 with WSH).

☛ Led the majors (min. 40.0 IP) with just 1.02 walks per 9.0 IP, the 3rd-best single-season ratio by a Red Sox with at least 40.0 IP dating back to 1909, trailing only Bret Saberhagen in 1999 (0.83) and Mike Timlin in 2003 (0.97).

☛ Gave up just 1 home run to rank 2nd among AL hurlers (min. 40.0 IP) with 0.20 homers allowed per 9.0 IP, the top mark by a Red Sox hurler since 2001...Also ranked among AL pitchers with at least 40.0 innings in WHIP (9th, 0.95), base runners per 9.0 IP (T-9th, 9.00), opponent OBP (11th, .257), and opponent OPS (10th, .558).

☛ Began season with Triple-A Pawtucket...Threw 5.0 scoreless innings over 5 outings in 1st ML stint of the season from 4/18-30.

☛ Recalled again on 7/15 and appeared in 15 games prior to 8/24 option (1.80 ERA, 4 ER/20.0 IP)...Returned to the Sox the next day and remained in the majors for the duration of the season (1.53 ERA, 3 ER/17.2 IP).

☛ Surrendered 1 run in 7 of 37 contests and did not give up more than 1 run all year...Permitted a run in back-to-back outings just once with the Red Sox on 8/25 vs. KC (1.2 IP) and 8/29 at LAA (2.0 IP).

☛ Retired his 1st batter faced in 27 of 37 appearances (73.0%)...Held opponents to a .227 clip (37-for-163) overall, including a .222 mark (22-for-99) against right-handers and .234 (15-for-64) vs. left-handers.

☛ Converted the hold in all 5 chances and did not blow a save all season...Allowed the opposition to take a lead just once in 37 games with BOS, on 8/25 when he came into a tied game and pitched a perfect 11th inning before yielding a 12th-inning run for his only loss of the year, his 1st defeat overall since 8/27/09 vs. CWS.

☛ Posted a .185 opponent AVG (12-for-65) and a 0.92 ERA (2 ER/19.2 IP) in 20 games against the AL East...Held the Yankees scoreless in 7 outings against the club (8.0 IP).

LOWEST SINGLE-SEASON ERA BY A RED SOX SINCE 1915

(min. 40.0 innings pitched)

ERA	PITCHER	YEAR
0.92	Jonathan Papelbon	2006
1.41	Calvin Schiraldi	1986
1.43	Junichi Tazawa	2012

- ⚡ Made 10 appearances on no days rest and compiled a 0.84 ERA (1 ER/10.2 IP) in those contests...Opponents hit just .179 (7-for-39) against him in close and late situations.
- ⚡ Went more than 1.0 inning 13 times, with at least 2.0 innings in 6 tilts...Set career relief-highs with 5 K's on 7/22 vs. TOR (3.0 scoreless innings) and with 4.0 innings on 7/17 vs. CWS (1 R).
- ⚡ Earned 1st career save with 3.0 scoreless innings to close out a 10-3 win at CWS on 4/26.
- ⚡ Had a 1.16 ERA (3 ER/23.1 IP) with 27 K's and just 14 hits and 3 walks allowed over his last 22 games beginning 8/12...Was the AL's 5th-best ERA among pitchers with at least 20.0 innings in that stretch.
- ⚡ Gave up just 1 run over his last 15 outings beginning 8/31 (0.64)...In that 14.0-inning stretch, yielded just 3 hits (2 1B, 1 2B) and 1 walk with 18 K's, recording a win and 5 holds...Began that run with a career-high 9 straight scoreless outings 8/31-9/18 (8.0 IP), during which he fanned 14 and allowed just 2 hits and 1 walk.
- ⚡ Appeared in 6 of the Red Sox' last 7 wins of the season beginning 9/4...Recorded all 5 career holds over his last 13 outings from 9/4 to the end of the year.
- ⚡ Recorded multiple K's and allowed no more than 1 base runner in 4 straight appearances from 9/11-17...In the last 10 seasons, the only other Sox pitcher to do that was Jonathan Papelbon in a 5-game stretch, 8/13-26/07.
- ⚡ Was perfect over his last 5 outings beginning 9/22, with 4 strikeouts in 5.0 innings over that stretch...Matched the longest such streak by a Red Sox since 1916, along with Jonathan Papelbon from 8/16-31/11.
- ⚡ Tossed perfect 8th inning 9/23 vs. BAL for his 1st career win in relief and 1st win overall since 8/22/09 vs. NYY.
- ⚡ In 25 games with Triple-A Pawtucket, all in relief, went 3-2 with 4 saves, a 2.55 ERA (12 ER/42.1 IP) and 56 strikeouts...Of his 25 Triple-A outings, 14 were at least 2.0 innings long...Held Triple-A right-handers to a .161 clip (14-for-87)...Did not allow an earned run in his 1st 5 (9.1 IP) or last 6 outings (9.2 IP).

2011: Finished the season with BOS after beginning the year on the 60-day disabled list recovering from 2010 Tommy John Surgery.

- ⚡ Made 6 rehab appearances with High-A Salem, going 0-1 with a 6.05 ERA (13 ER/19.1 IP) before he was activated on 6/27 and optioned to Double-A Portland.
- ⚡ Was 4-3 with a 3.86 ERA (16 ER/37.1 IP), 46 K's, and 10 walks in 16 games (2 starts) between Portland and Triple-A Pawtucket.
- ⚡ Allowed 6 runs over 0.2 innings in his 1st game with the Sea Dogs but followed that with a 2.42 ERA (6 ER/22.1 IP) over his last 7 games in Double-A.
- ⚡ Did not allow a run in 6 of 8 outings with Pawtucket after joining the club on 8/8.
- ⚡ Worked 1.2 scoreless innings of relief in Game 2 of the International League semi-finals 9/9 at Lehigh Valley (PHI).
- ⚡ Recalled to BOS on 9/13 and pitched that night vs. TOR, his 1st major league game since 9/4/09 at CWS.
- ⚡ Made 3 appearances with the Red Sox, all in relief, tallying a 6.00 ERA (2 ER/3.0 IP).

2010: Missed entire year due to Tommy John Surgery.

- ⚡ Underwent Tommy John Surgery in Birmingham, AL on 4/6...Returned to Ft. Myers, FL for rehab.
- ⚡ Prior to the 2010 campaign, ranked as the No. 6 prospect in the Red Sox organization by *Baseball America*.
- 2009: Climbed from Double-A Portland to Red Sox in 1st professional season...Earned Eastern League All-Star honors with Portland and also made 2 starts for Triple-A Pawtucket.**
- ⚡ Became 1st BOS player to make major league debut in 1st professional season since Craig Hansen in 2005.
- ⚡ Went 2-2 with a 6.30 ERA (14 ER/20.0 IP) in 4 starts with the Red Sox and 0-1 with an 11.81 mark (7 ER/5.1 IP) in 2 relief appearances.
- ⚡ Received a decision in each of his 1st 5 career appearances, going 2-3 from 8/7-8/27.
- ⚡ Took the loss in his big league debut on 8/7 at Yankee Stadium after being recalled from Triple-A Pawtucket earlier that day...Came on in the 14th inning of a 0-0 game...Tossed 1.2 scoreless frames before yielding a walk-off homer to Alex Rodriguez in the 15th...Was the 1st Red Sox hurler to make his ML debut in extra frames since Phil Seibel on 4/15/04 vs. BAL (11th inning) and 1st ever against the Yankees.
- ⚡ Also in that 8/7 game at NYY, joined teammates Hideki Okajima (1.1 IP) and Takashi Saito (1.0 IP) as the 1st trio of Japanese pitchers ever to appear for a major league team in a single game.
- ⚡ Won 1st career start, 8/11 vs. DET...At 23 years, 66 days old, became the youngest Japanese-born starter ever to win a ML game...Masanori Murakami was the only Japanese-born hurler to make his 1st start at a younger age (21 years, 101 days) on 8/15/65 vs. PHI for SF.
- ⚡ Earned 2nd win on 8/22, a 14-1 victory over the Yankees at Fenway Park...Allowed 8 hits and 2 walks with 2 K's over 6.0 scoreless frames...Surrendered at least 1 hit in each of his 6.0 innings, stranding 9 base runners...Became 1st Sox hurler to make a start of 6.0 or more scoreless innings while allowing at least 1 hit in every frame since Oil Can Boyd on 4/8/88 (6.0 IP).
- ⚡ Optioned to the Rookie-level GCL Red Sox on 8/29...Recalled back to BOS on 9/1.

- 🔥 Season ended on 9/21 when he landed on the 60-day disabled list with a mild left groin strain.
- 🔥 Combined to go 9-7 with a 2.55 ERA (31 ER/109.1 IP) in 20 starts between Double-A Portland and Triple-A Pawtucket...Finished 4th among Sox minor league leaders in ERA.
- 🔥 Began the year with Portland and was named an Eastern League All-Star...Promoted to Pawtucket on 7/26.
- 🔥 Selected to pitch for Team World in the All-Star Futures Game on 7/12 in St. Louis...Was slated to start the game but did not pitch due to a weather delay.

2008: Played final year with the Nippon Oil ENEOS of the Japan Industrial League...Signed with the Red Sox in December.

- 🔥 Went 13-1 with 5 saves and a 0.80 ERA (10 ER/113.0 IP) in 21 games (11 starts)...Struck out 114 batters and walked just 15...Recorded 6 complete games, including 4 shutouts.
- 🔥 Earned MVP honors in the Sports Nippon Tournament after a career-high 18-strikeout performance in a quarterfinals start on 3/23.
- 🔥 In September, helped Nippon Oil win the 32-team Intercity Baseball Tournament for the 1st time in 13 years... Appeared in all 5 of the ENEOS games from 9/1-9...Earned the event's Most Valuable Player award going 4-0 with 1 save and a 1.27 ERA.
- 🔥 Led the ENEOS to the semifinals of the league's corporate championship in November...Faced 3 batters over the minimum, allowing 5 hits with 2 walks and 4 K's over 9.0 scoreless innings in his 1st start of the tournament...In his last start of the competition, a quarterfinals match-up in Osaka on 11/21, allowed 4 hits and fanned 10 in a complete-game shutout.
- 🔥 Signed a 3-year major league contract extending through the 2011 season with the Red Sox on 12/3/08.

2007: Went 1-1 with 6 saves and a 3.91 ERA (20 ER/46.0 IP) in 20 games (2 starts)...Struck out 46 batters and walked 11...Surrendered just 1 home run all season.

2006: Did not record a decision over 5 relief outings, posting a 7.45 ERA (8 ER/9.2 IP)...Compiled 7 strikeouts and 1 walk...Surrendered 14 hits, including 1 home run.

2005: Was 0-1 with a 1.13 ERA (1 ER/8.0 IP) in 7 games out of the bullpen in his 1st year with the ENEOS...Fanned 7 and walked 4.

PERSONAL

- 🔥 Graduated high school from the Yokohama College of Commerce...Was a member of the 2003 team that played in the Koshien Tournament, but did not appear in a game.
- 🔥 Participated in the Red Sox Rookie Program in 2010.

IN THE COMMUNITY

Junichi met with inner-city children as part of the Sox Talks program, visited with youth baseball players from Japan who were in Boston for the Red Sox U.S./Japan Youth Baseball Exchange, and took part in a player/fan photo session during the 2012 season...Also attended Picnic in the Park to benefit the Red Sox Foundation...Was involved in local community outreach as part of the Sox Rookie Program in 2010, including visiting the Jimmy Fund and Children's Hospital Boston, and signing at a Red Sox Foundation autograph session.



JUNICHI TAZAWA, CONTINUED

JUNICHI TAZAWA'S CAREER RECORD

YEAR	CLUB	W-L	ERA	G	GS	CG	SHO	SV	IP	H	R	ER	HR	HB	BB	SO	WP	BK
2009	Pawtucket	0-2	2.38	2	2	0	0	0	11.1	7	4	3	0	1	1	6	0	0
	Portland	9-5	2.57	18	18	0	0	0	98.0	80	31	28	8	3	26	88	4	2
	BOSTON	2-3	7.46	6	4	0	0	0	25.1	43	23	21	4	3	9	13	0	0
2011	Salem	0-1	6.05	6	6	0	0	0	19.1	20	13	13	4	3	6	13	0	0
	BOSTON	0-0	6.00	3	0	0	0	0	3.0	3	2	2	1	0	1	4	0	0
	Portland	3-2	4.70	8	2	0	0	0	23.0	20	12	12	3	2	7	27	3	0
2012	Pawtucket	1-1	2.51	8	0	0	0	0	14.1	14	4	4	1	0	3	19	0	0
	BOSTON	1-1	1.43	37	0	0	0	1	44.0	37	7	7	1	2	5	45	0	0
Major League Totals		3-4	3.73	46	4	0	0	1	72.1	83	32	30	6	5	15	62	0	0
Minor League Totals		16-13	3.11	67	28	0	0	4	208.1	175	82	72	18	9	60	209	10	3
Red Sox Totals		3-4	3.73	46	4	0	0	1	72.1	83	32	30	6	5	15	62	0	0

2008 Signed by the Boston Red Sox as an international free agent on 12/3

CAREER FIELDING RECORD

YEAR	CLUB	POS	PCT.	G	GS	PO	A	E	TC	DP
2009	BOSTON	P	1.000	6	4	0	1	0	1	0
2011	BOSTON	P	-	3	0	0	0	0	0	0
2012	BOSTON	P	1.000	37	0	2	4	0	6	0
Career Totals		P	1.000	46	4	2	5	0	7	0

CAREER SINGLE-GAME HIGHS (IN RELIEF)

INNINGS PITCHED	4.0, 7/17/12 vs. CWS
STRIKEOUTS	5, 7/22/12 vs. TOR
HITS ALLOWED	7, 9/4/09 at CWS
RUNS ALLOWED	5, 9/4/09 at CWS
WALKS ALLOWED	1, 7 times, last 9/9/12 vs. TOR
HOME RUNS ALLOWED	1, 3 times, last 8/6/12 vs. TEX
EJECTIONS	None

PLAYERS BORN IN JAPAN WHO HAVE PLAYED FOR THE RED SOX

PLAYER	POSITION	YEARS	BORN	BIRTHPLACE
Tomo Okha	RHP	1999-2001	March 18, 1976	Kyoto
Hideo Nomo	RHP	2001	August 31, 1968	Osaka
Dave Roberts	OF	2004	May 31, 1972	Okinawa
Daisuke Matsuzaka	RHP	2007-12	September 13, 1980	Tokyo
Hideki Okajima	LHP	2007-11	December 25, 1975	Kyoto
Takashi Saito	RHP	2009	February 14, 1970	Miyagi
Junichi Tazawa	RHP	2009, '11-12	June 6, 1986	Yokohama

TAZAWA

FULL NAME: Koji Uehara**BATS:** Right **THROWS:** Right **HEIGHT:** 6-2 **WEIGHT:** 195**OPENING DAY AGE:** 37 (Turns 38 on April 3)**BORN:** April 3, 1975 in Osaka, Japan**RESIDES:** Tokyo, Japan**MAJOR LEAGUE SERVICE:** 4 years**ACQUIRED:** Signed as a free agent on December 18, 2012**SIGNED BY:** John Stockstill (Orioles)**CONTRACT STATUS:** Signed through 2013**CAREER HIGHLIGHTS**

🔴 Begins his 5th season in the major leagues, his 1st with the Red Sox...Was signed by BAL in 2009 following a 10-year career in Japan's Nippon Professional Baseball.

🔴 Has fanned 231 batters and walked just 29 in 157 major league appearances over 4 seasons with the Orioles (2009-11) and Rangers (2011-12)...His 0.92 WHIP and 1.2 walks per 9.0 innings are the lowest career marks for a Japanese-born pitcher in the major leagues, while his 9.8 K's per 9.0 innings rank 2nd all-time to Takashi Saito (min. 200.0 IP).

🔴 Made 12 starts in his 1st major league season...Since shifting to the bullpen in 2010, leads all major leaguers with a 10.8 strikeout-to-walk ratio (183 K/17 BB) and has averaged 11.4 K's per 9.0 IP (145.0 IP), 3rd among American Leaguers (min. 125.0 IP)...His career 0.77 WHIP in relief is the best mark in ML history (min. 500 BF).

🔴 Did not issue a walk in 36 consecutive appearances (37.2 IP) from 7/19/10-4/15/11, the 3rd-longest such streak by a relief pitcher since 1954 behind Hall of Famer Dennis Eckersley in 1989-90 (41 G) and John Smoltz in 2003-04 (38 G)...Had 46 strikeouts between walks, the most without a walk by any AL pitcher since BOS's Pedro Martinez in 2000 (49 K's)...Over the last 3 seasons, has issued just 16 unintentional walks in 145.0 IP.

🔴 In 2012, posted the 3rd-highest strikeout-to-walk ratio (14.3) and the 4th-lowest WHIP (0.64) in modern major league history (since 1900) among seasons with at least 30.0 innings.

🔴 Since his Rangers debut on 7/31/11, his 16.5 strikeout-to-walk ratio (66 K/4 BB) is more than double the next-closest major leaguer with at least 50.0 innings (Javier Vazquez, 7.60).

🔴 Over the last 3 years, he has held right-handers to a .177 clip (47-for-265), 3rd-best in the AL (min. 200 BF).

🔴 Posted a 0.72 WHIP or lower in consecutive seasons (0.72 in 2011, 0.64 in 2012), becoming just the 2nd big leaguer ever to accomplish the feat along with Eckersley in 1989 and 1990.

🔴 Has appeared for the Rangers in the playoffs in each of the last 2 years, pitching in 4 games.

🔴 Had a 10-year career with the Yomiuri Giants in the NPB Central League from 1999-2008, compiling a 112-62 record with 33 saves, a 3.01 ERA (518 ER/1,549.0 IP) and 1,376 strikeouts...Had a career 1.01 WHIP, averaged 8.0 strikeouts per 9.0 innings, and had a 6.7 strikeout-to-walk ratio in Japan.

🔴 Led the NPB in wins in 1999 (20) and 2002 (17), in ERA in 1999 (2.09) and 2004 (2.60), and in strikeouts in 1999 (179) and 2003 (194).

🔴 An 8-time NPB All-Star, was selected in each of his 1st 7 seasons from 1999-2005 as well as in 2007.

🔴 Won the Sawamura Award as NPB's top pitcher, the Golden Glove Award, and was named Top Nine Team as NPB's best all-around starting pitcher in both 1999 and 2002.

🔴 Named NPB's Central League Rookie of the Year in 1999...Won the Central League Triple Crown that year, going 20-4 with a 2.09 ERA (46 ER/197.2 IP) and 179 strikeouts.

🔴 Helped the Yomiuri Giants to the Japan Series championship in 2000 and 2002.

🔴 Participated in both the 2004 and 2008 Olympic Games for Team Japan.

🔴 Helped Japan to the championship at the inaugural World Baseball Classic in 2006...In 3 starts, went 2-0 with a 1.59 ERA (3 ER/17.0 IP) and 16 strikeouts with no walks allowed...Topped the tournament in innings and strikeouts (5 more than the next-highest total) while compiling the WBC's best ERA among pitchers with at least 15.0 innings.

**MAJOR LEAGUE RELIEF
WHIP LEADERS, 2010-12**

WHIP	PITCHER	TEAMS
0.77	Koji Uehara	BAL-TEX
0.85	Sergio Romo	SF
0.87	Mariano Rivera	NYN
0.91	Joel Peralta	WSH-TB
0.91	Craig Kimbrel	ATL

* Min. 370 batters faced

2012: Posted a career-low 1.75 ERA (7 ER/36.0 IP) in 37 relief appearances for Texas, the 5th-lowest figure among AL pitchers with at least 30.0 innings on the year.

Posted the 3rd-highest strikeout-to-walk ratio (14.33) and the 4th-lowest WHIP (0.64) in modern major league history (since 1900)...Marked the lowest WHIP in Rangers history (min. 30.0 IP), and the 2nd-best by a Major Leaguer since Dennis Eckersley had a 0.61 WHIP in 1990, trailing only SD's Mike Adams (0.59 in 2009).

Recorded 43 strikeouts compared to 3 walks over 36.0 innings...His 14.3 strikeout-to-walk ratio trailed only Eckersley (18.33 in 1989, 18.25 in 1990) among all-time single-season leaders.

Held right-handed batters to a .125 AVG (7-for-56), 4th lowest among major leaguers with at least 50 batters faced...Also ranked among AL hurlers against right-handers in opponent OPS (T-2nd, .369) and opponent SLG (6th, .214).

On the 15-day DL from 6/10-8/25 with a right latissimus strain...At the time he went on the DL, ranked among AL relief leaders in strikeout-to-walk ratio (2nd, 11.0), WHIP (3rd, 0.70), and opponent AVG (T-8th, .171)...While returning from the initial injury in mid-July, re-aggravated the original injury, extending his time on the DL.

Made a total of 3 appearances with Triple-A Round Rock on rehab assignments, compiling 3.0 scoreless innings with 4 strikeouts.

Recorded more than 3 outs 6 times...Hurled a season-high 2.0 frames on 5/26 vs. TOR, with scoreless 10th and 11th innings in a 13-inning walk-off win.

Had a 1.04 ERA (2 ER/17.1 IP) in his 1st 16 outings through 5/26...Gave up 3 runs in 4.0 innings over his next 4 games from 5/30-6/9 before landing on the DL.

After returning from the DL, compiled a 1.23 ERA (2 ER/14.2 IP) in his final 17 games.

Did not allow a run over his last 14 outings beginning 9/1 (11.2 IP), with 19 K's and just 1 walk and 2 hits allowed, both singles.

Retired 25 consecutive batters faced from 9/12-10/1, the longest such streak by a TEX pitcher since Jeff Zimmerman set down 25 in a row in 1999...Brandon Moss ended the streak with a 2-out single on 10/1 at OAK, the 1st batter to reach off Uehara since Casey Kotchman singled in the 8th inning on 9/11 vs. CLE.

Went a club-record 9 consecutive appearances without allowing a base runner from 9/12-30, spanning 7.2 innings with 15 strikeouts.

Lone save came 9/16 vs. SEA, filling in when bullpen was depleted.

POSTSEASON: Pitched the 8th inning, striking out all 3 batters faced, in the AL Wild Card game vs. BAL.

2011: Was 2-3 with a 2.35 ERA (17 ER/65.0 IP) in 65 relief outings for the Orioles and Rangers.

Set ML career-highs for games and strikeouts (85) while issuing just 9 walks, all to left-handed batters.

Led major league relief qualifiers with a .194 opponent OBP...Also ranked among AL relief leaders in opponent AVG (2nd, .164), strikeouts (4th), and holds (10th, 22).

Had a 9.4 strikeout-to-walk ratio, best among AL relievers and 2nd in the majors to SF's Sergio Romo (14.0).

Had the majors' best WHIP (0.72) among pitchers with at least 50.0 innings.

Held left-handed batters to a .130 AVG (15-for-115), the best mark in the majors (min. 100 BF).

Posted a 1.99 ERA (7 ER/31.2 IP) in 33 road games between the 2 clubs.

Issued 11 homers, tied for 2nd-most among AL relief pitchers...Of his 17 runs allowed, 12 came on home runs.

Was traded to TEX on 7/30 for 1B Chris Davis and RHP Tommy Hunter.

Tossed 15.0 scoreless innings with just 2 walks and 23 K's over his final 13 outings with BAL from 6/22-7/29.

Had at least 1 strikeout in his final 16 games with the O's, and fanned at least 1 batter in a career-high 18 straight games through 8/3 (31 total K's).

POSTSEASON: Appeared in 3 postseason games in the Rangers' run to the AL Pennant, giving up 5 runs over 1.1 innings...Allowed a home run in each outing, to TB's Evan Longoria in ALDS Game 2, DET's Miguel Cabrera in ALCS Game 3, and DET's Ryan Raburn in ALCS Game 5...Was the 1st relief pitcher in major league history to issue homers in 3 straight postseason appearances...His walk to TB's Desmond Jennings in the ALDS was his 1st to a right-handed batter all year...Was not active for the World Series.

ALL-TIME SINGLE-SEASON LEADERS SINCE 1900

WHIP

PLAYER	YEAR	TEAM	WHIP
Mike Adams	2009	SD	0.59
Dennis Eckersley	1989	OAK	0.61
Dennis Eckersley	1990	OAK	0.61
Koji Uehara	2012	TEX	0.64
Craig Kimbrel	2012	ATL	0.65

STRIKEOUT-TO-WALK RATIO

PLAYER	YEAR	TEAM	K/BB
Dennis Eckersley	1989	OAK	18.3
Dennis Eckersley	1990	OAK	18.3
Koji Uehara	2012	TEX	14.3
Sergio Romo	2011	SF	14.0
Mariano Rivera	2008	NYN	12.8

* Minimum 30.0 IP

2010: Moved to the bullpen and posted a 2.86 ERA (14 ER/44.0 IP) with 55 strikeouts and just 5 walks in 43 outings.

- 👉 Among pitchers with at least 40.0 innings, led the AL in strikeout-per-walk ratio (11.0)...Ranked 2nd among that group in strikeouts per 9.0 innings (11.3) and walks per 9.0 innings (1.0).
- 👉 Had a 0.95 WHIP, 6th-best among AL pitchers with at least 40.0 innings.
- 👉 Held right-handed batters to a .185 clip (17-for-92), 11th lowest in the AL (min. .85 BF).
- 👉 Did not allow any of 14 inherited runners to score...Retired his 1st batter faced in 37 of 43 outings.
- 👉 Was limited by 2 stints on the 15-day DL...Was out from the start of the year through 5/5 with a left hamstring strain...Landed on the DL again from 5/20-6/26 with a right forearm strain.
- 👉 Took over as closer in mid-August after never before recording a major league save...Finished the year with 13 saves in 15 tries beginning 8/21, topping the AL in saves and save chances during that span.
- 👉 Set a franchise record with 32 consecutive appearances without a walk from 7/19 through the end of the season (34.0 IP).
- 👉 Recorded 1st major league relief win on 7/20 vs. TB with the final 1.2 scoreless frames in a 13-inning walk-off.

2009: Worked as a starter for the Orioles in his 1st major league season.

- 👉 Signed with BAL on 1/13 and became the O's 1st-ever Japanese-born player.
- 👉 All 12 appearances came as a starter...Allowed 3 earned runs or less in each of his 6 outings of at least 6.0 innings...Gave up more than 3 earned runs just 3 times.
- 👉 Opened the season as BAL's No. 2 starter...Won each of his 1st 2 starts, his only victories of the season, including his big league debut on 4/8 vs. NYY and 4/13 at TEX.
- 👉 Became 3rd native of Japan to win his 1st 2 major league games, joining Kaz Ishii (1st 6 in 2002) and Hideki Irabu (1st 2 in 1997).
- 👉 Was 0-4 in last 10 starts despite a 3.49 ERA (22 ER/56.2 IP) in that span...Left with the lead in 4 of those outings.
- 👉 On DL from 5/24-6/10 with a left hamstring strain...Sidelined again from 6/24 through the remainder of the season with right elbow tendinitis.

2008: In final season in Japan, posted his 2nd-lowest innings total in Giants career (89.2).

- 👉 Made 14 starts and had 12 relief appearances.
- 👉 Won 6 games in the regular season...The Giants lost to the Seibu Lions in the Japan Series.
- 👉 Pitched for Japan in the Summer Olympic Games in Beijing, allowing 1 earned run in 2.0 innings.

2007: Named an All-Star in lone full season as a reliever in NBP.

- 👉 Posted a career-high 32 saves in 55 relief appearances.
- 👉 Also established career bests with a 16.5 strikeout-to-walk ratio (66 K/4 BB) and 9.5 strikeouts per 9.0 IP.

2006: Posted a 3.21 ERA (60 ER/168.1 IP) with 151 strikeouts in 24 starts for Yomiuri.

- 👉 Also went 2-0 with a 1.59 ERA (3 ER/17.0 IP) with no walks and 16 strikeouts in 3 starts for Japan in the inaugural World Baseball Classic in March...Combined with Daisuke Matsuzaka (3-0, 1.38 ERA) to record all 5 wins for the WBC champions.
- 👉 Topped the WBC pitchers in innings and strikeouts (5 more than the next-highest total)...Compiled the WBC's best ERA among hurlers with at least 15.0 innings pitched.
- 👉 Earned wins on 3/3 vs. China (1st round) and 3/18 at Korea in SD's Petco Park (semi-finals).

2005: Tied a career high with 27 starts and earned NPB All-Star honors for 7th straight year.

- 👉 Also suffered a career-high 12 losses...Marks his only season with double-digit losses as a pro.
- 👉 Was his 1st losing season after posting winning records in each of his 1st 6 campaigns.

2004: Led NPB's Central League in ERA (2.60) and was an All-Star selection.

- 👉 Posted his 5th and final season of double-digit wins.
- 👉 Won a bronze medal with Japan in the Summer Olympic Games in Athens, going 1-0 with a 2.08 ERA (3 ER/13.0 IP) in 2 outings...Win came in a 12-0 victory on 8/15 against Italy (6.0 IP, 4 H, 0 R) in the preliminary round.

2003: Was an NPB All-Star and Gold Glove winner.

- 👉 Led the Central League in strikeouts (194), innings (207.1), and complete games (11).
- 👉 Established career-highs in innings and strikeouts while matching his most starts in a season (27).

2002: Won the Sawamura Award as NPB's top pitcher and the Top Nine Award as NPB's best all-around starting pitcher, each for the 2nd time (also 1999).

- 👉 Was also an NPB All-Star as the Giants won the Japan Series for the 2nd time in a 3-year span.

- 🔥 Led the league in wins (17) and complete games (8), posting career-high 3 shutouts.
- 🔥 Surpassed 200.0 innings for the 1st time in his career.
- 🔥 Following the season, made 2 exhibition starts against MLB All-Stars, going 1-1 with a 2.45 ERA and 13 strikeouts...Fanned Barry Bonds 3 times in the 1st game of the series.

2001: Went 10-7 and earned NPB All-Star selection.

- 🔥 Was his 2nd double-digit win season.

2000: Earned NPB All-Star honors in his 2nd pro campaign.

- 🔥 Yomiuri beat the Fukuoka Daiei Hawks of the Pacific League for the Japan Series title.

1999: Won the Sawamura Award as NPB's top pitcher, won the Top Nine Award as NPB's best starting pitcher, and was an All-Star in his rookie season with the Giants.

- 🔥 Was also named Central League Rookie of the Year and won a Gold Glove.
- 🔥 Won the Triple Crown in the Central League.
- 🔥 Notched a career-best 20 wins to go along with a 2.09 ERA (46 ER/197.2 IP), his best mark in Japan, and 179 strikeouts...Topped the league with a career-high 12 complete games.

PERSONAL

- 🔥 Married to Miho...They have a son, Kazuma.
- 🔥 Last name is pronounced "EW-eh-hara."
- 🔥 Went 1-0 and did not allow an earned run in 11.2 innings for the Gold Medal-winning Japanese Team in the 1997 Intercontinental Cup...Was named to the All-Tournament Team.
- 🔥 Was 2-0 with a 2.13 ERA in 25.1 IP in the 1998 World Cup, leading the tournament in strikeouts (33) and wins.
- 🔥 Drafted by the Yomiuri Giants in the 1st round of 1998 draft after starring at Osaka University of Health and Sports Sciences...Graduated in 1998.
- 🔥 Became a pitcher in college after playing as an outfielder at Osaka's Tokaidai Gyosei High School.

IN THE COMMUNITY

Koji has spent time in Miyako City, Miyagi Prefecture in Tohoku, visiting the area that had been devastated by the 2011 earthquake and tsunami...Participated in a question and answer session with 300 children as part of a baseball camp event...Has been active in a bone marrow procurement program in Japan since 2006...Through the program, has made patient visits and encouraged marrow donations...Has made multiple monetary donations to that program.

RED SOX PLAYERS LOST IN EXPANSION DRAFTS

- 1960** -- To Los Angeles Angels: Jerry Casale, RHP; Jim Fregosi, INF; Fred Newman, RHP; Ed Sadowski, C; To Washington Senators: Jim Mahoney, INF; Tom Sturdivant, RHP; Haywood Sullivan, C; Willie Tasby, OF
- 1968** -- To Kansas City Royals: Jerry Adair, INF; Joe Foy, INF; Dave Morehead, RHP; To Seattle Pilots: Dick Baney, RHP; Gary Bell, RHP; Darrell Brandon, RHP
- 1976** -- To Seattle Mariners: Steve Burke, RHP; Luis Delgado, OF; Rick Jones, LHP; Dick Pole, RHP; To Toronto Blue Jays: Ernie Whitt, C
- 1992** -- To Colorado Rockies: Jody Reed, INF; Eric Wedge, C
- 1997** -- To Arizona Diamondbacks: Jeff Suppan, RHP; To Tampa Bay Devil Rays: Jim Mecir, RHP

KOJI UEHARA, CONTINUED

KOJI UEHARA'S CAREER RECORD

YEAR	CLUB	W-L	ERA	G	GS	CG	SHO	SV	IP	H	R	ER	HR	HB	BB	SO	WP	BK
1999	Yomiuri	20-4	2.09	25	25	12	1	0	197.2	153	49	46	12	4	24	179	3	0
2000	Yomiuri	9-7	3.57	20	20	6	1	0	131.0	112	53	52	20	1	22	126	1	0
2001	Yomiuri	10-7	4.02	24	22	4	1	0	138.2	133	66	62	18	5	28	108	2	0
2002	Yomiuri	17-5	2.60	26	26	8	3	0	204.0	173	65	59	18	6	23	182	2	0
2003	Yomiuri	16-5	3.17	27	27	11	1	0	207.1	190	76	73	28	5	23	194	0	0
2004	Yomiuri	13-5	2.60	22	22	2	0	0	163.0	135	54	47	24	5	23	153	1	0
2005	Yomiuri	9-12	3.31	27	27	6	2	0	187.1	164	73	69	24	0	22	145	0	1
2006	Yomiuri	8-9	3.21	24	24	5	0	0	168.1	157	67	60	24	1	21	151	0	1
2007	Yomiuri	4-3	1.74	55	0	0	0	32	62.0	47	12	12	4	1	4	66	1	0
2008	Yomiuri	6-5	3.81	26	14	2	0	1	89.2	90	43	38	11	0	16	72	0	0
2009	BALTIMORE	2-4	4.05	12	12	0	0	0	66.2	71	33	30	7	0	12	48	0	0
2010	Bowie	0-0	0.00	2	2	0	0	0	2.0	1	0	0	0	0	1	1	0	0
	BALTIMORE	1-2	2.86	43	0	0	0	13	44.0	37	15	14	5	0	5	55	1	0
	Norfolk	0-0	0.00	2	0	0	0	0	2.0	2	0	0	0	0	0	1	0	0
2011	BALTIMORE	1-1	1.72	43	0	0	0	0	47.0	25	9	9	6	0	8	62	0	0
	TEXAS	1-2	4.00	22	0	0	0	0	18.0	13	8	8	5	0	1	23	0	0
2012	Round Rock	0-0	0.00	3	0	0	0	0	3.0	3	0	0	0	0	0	4	0	0
	TEXAS	0-0	1.75	37	0	0	0	1	36.0	20	7	7	4	0	3	43	1	0
Japan Totals		112-62	3.01	276	207	56	9	33	1549	1354	558	518	183	28	206	1376	10	2
Major League Totals		5-9	2.89	157	12	0	0	14	211.2	166	72	68	27	0	29	231	2	0
Minor League Totals		0-0	0.00	7	2	0	0	0	7.0	6	0	0	0	0	1	6	0	0

2009 Signed by the Baltimore Orioles as an international free agent on 1/13

2011 Acquired by the Texas Rangers with cash in exchange for INF Chris Davis and RHP Tommy Hunter on 7/30

2012 Signed by the Boston Red Sox as a free agent on 12/18

WILD CARD RECORD

YEAR	CLUB	W-L	ERA	G	GS	CG	SHO	SV	IP	H	R	ER	HR	HB	BB	SO	WP	BK
2012	TEX vs. BAL	0-0	0.00	1	0	0	0	0	1.0	0	0	0	0	0	0	3	0	0

DIVISION SERIES RECORD

YEAR	CLUB	W-L	ERA	G	GS	CG	SHO	SV	IP	H	R	ER	HR	HB	BB	SO	WP	BK
2011	TEX vs. TB	0-0	---	1	0	0	0	0	0.0	2	3	3	1	0	1	0	0	0

LEAGUE CHAMPIONSHIP SERIES RECORD

YEAR	CLUB	W-L	ERA	G	GS	CG	SHO	SV	IP	H	R	ER	HR	HB	BB	SO	WP	BK
2011	TEX vs. DET	0-0	13.50	2	0	0	0	0	1.1	3	2	2	2	0	1	1	0	0

WORLD BASEBALL CLASSIC RECORD

YEAR	CLUB	W-L	ERA	G	GS	CG	SHO	SV	IP	H	R	ER	HR	HB	BB	SO
2006	Japan	2-0	1.59	3	3	0	0	0	17.0	17	3	3	3	2	1	16

CAREER FIELDING RECORD

YEAR	CLUB	POS	PCT.	G	GS	PO	A	E	TC	DP
2009	BALTIMORE	P	1.000	12	12	0	5	0	5	1
2010	BALTIMORE	P	1.000	43	0	2	3	0	5	0
2011	BALTIMORE	P	1.000	43	0	1	2	0	3	0
	TEXAS	P	1.000	22	0	1	2	0	3	0
2012	TEXAS	P	.833	37	0	4	1	1	6	0
Career Totals		P	.955	157	12	8	13	1	22	

CAREER SINGLE-GAME HIGHS (IN RELIEF)

INNINGS PITCHED	2.0, 8 times, last 5/26/12 for TEX vs. TOR
STRIKEOUTS	4, 8/16/10 for BAL vs. SEA
HITS ALLOWED	4, 6/9/12 for TEX at SF
RUNS ALLOWED	3, 9/17/10 for BAL vs. NYY
WALKS ALLOWED	2, 4/17/11 for BAL at CLE
HOME RUNS ALLOWED	2, 9/4/10 for BAL vs. TB
EJECTIONS	None

FULL NAME: Christian Rafael Vazquez
BATS: Right **THROWS:** Right **HEIGHT:** 5-9 **WEIGHT:** 195
OPENING DAY AGE: 22 (Turns 23 on August 21)
BORN: August 21, 1990 in Bayamon, PR
RESIDES: Bayamon, PR
MAJOR LEAGUE SERVICE: None
ACQUIRED: Selected in the **ninth round** of the June 2008 draft
SIGNED BY: Edgar Perez (Red Sox)
CONTRACT STATUS: Signed through 2013



CAREER HIGHLIGHTS

- 🔸 Beginning 5th year in the Red Sox system, his 1st in Major League Spring Training camp.
- 🔸 Selected in the June 2008 draft...Added to the Red Sox 40-man roster on 11/20/11.
- 🔸 Has been tabbed as BOS's top defensive catcher by *Baseball America* in each of the last 2 seasons...Also named the publication's best defensive catcher in the Carolina League in 2012 and in the South Atlantic League in 2011.
- 🔸 Ranks as the Red Sox No. 2 catching prospect entering the 2013 season, their No. 19 prospect overall according to *Baseball America*...Was ranked as the No. 1 catching prospect in the Carolina League in 2012 by *Baseball America* after leading the circuit in caught stealing percentage (41.9).
- 🔸 Named Red Sox Minor League Defensive Player of the Year in 2011.
- 🔸 Participated in the 2013 Red Sox Rookie Program.

2012: Played the majority of the year with High-A Salem, where he was a Carolina League Post-Season All-Star...Also made his Double-A debut with 20 games for Portland.

- 🔸 Combined to throw out 49 of 122 base stealers (40.2%), including a Carolina League-best 41.9 percentage (44 of 105)...Also topped the circuit with 110 assists at the position.
- 🔸 Led the Red Sox system with 96 games caught.
- 🔸 Named Red Sox Minor League Defensive Player of the Month for June after throwing out 10 of 23 attempted base stealers (43.5%).
- 🔸 Combined to set a single-season career-high with 48 walks, including 8 walks compared to 9 strikeouts in Double-A.
- 🔸 Recalled for Double-A debut on 8/3...At time of transfer, ranked 13th in the Carolina League with a .360 OBP.
- 🔸 Over his last 28 games with Salem from 6/23-8/2, led the Carolina League in AVG (.353) and OBP (.455), and ranked among CL leaders in SLG (.598) and OPS (3rd, 1.053).
- 🔸 Notched 4 straight multi-hit games from 6/23-28 and again from 7/4-9.
- 🔸 Batted .291 (51-for-175) over his final 48 games of the season beginning 6/23.
- 🔸 Following the season, hit .257 (9-for-35) with 8 walks in 10 games for Surprise in the Arizona Fall League... Then played 9 contests for Manati of the Puerto Rico Winter League, going 7-for-24 (.292) with 2 doubles, a triple, and a homer.

2011: Spent the year with Single-A Greenville and was named Red Sox Minor League Defensive Player of the Year.

- 🔸 Threw out 37 of 111 (33.3%) of opposing base stealers and posted a .991 fielding percentage (9 E/904 TC)... Led South Atlantic League catchers in chances (904), putouts (788), and assists (108).
- 🔸 Reached single-season career-highs in homers (18) and RBI (84)...His 84 RBI led the Drive and ranked 4th among Red Sox minor leaguers.
- 🔸 Also paced the Drive with 18 homers and ranked among club leaders in at-bats (3rd, 392), hits (2nd, 111), doubles (T-2nd, 27), and walks (T-2nd, 43).
- 🔸 Named SAL Player of the Week from 6/20-26 (.467, 7-for-15, 4 HR) and from 8/29-9/4 (.381, 8-for-21, 3 HR).
- 🔸 Selected as the Red Sox Minor League Defensive Player for July.
- 🔸 Following the season, was rated by *Baseball America* as best defensive catcher in the SAL and in Red Sox system.
- 🔸 After the season, played in 3 games with Indios de Mayaguez of the Puerto Rico Winter League.

2010: Played his 1st full season with Single-A Greenville and led the club with 60 games behind the plate.

- ☛ Threw out 31 of 76 (40.8%) attempted base stealers.
- ☛ Made his 1st pro appearances at 1st base (3 games) and 2nd base (1).
- ☛ Hit 1st career grand slam on 4/17 at Lexington (KC).
- ☛ Hit .370 (20-for-54) during a 14-game hit streak from 5/31-7/3.
- ☛ Went 5-for-21 (.238) with 3 doubles and 2 RBI in 6 playoff games for the Drive.

2009: Split the year with 31 games between the Rookie-level Gulf Coast Red Sox and Short-A Lowell.

- ☛ Combined for 21 games at catcher, 9 at 3rd base, and 1 at DH.
- ☛ Threw out 6 of 26 (23.1%) attempted base stealers.
- ☛ Began the year in the GCL before transferring to Lowell on 7/8.
- ☛ His 1st hit for the Spinners was a game-tying pinch-hit homer in the 9th inning on 7/9 vs. Tri-City (HOU).

2008: Led the Gulf Coast League Red Sox with 21 games caught in his pro debut.

- ☛ Threw out 5 of 32 (15.6%) attempted base stealers.

PERSONAL

- ☛ Graduated from Puerto Rico Baseball Academy High School.

IN THE COMMUNITY

Christian participated in local community outreach as part of the Sox Rookie Program in January 2013, including visiting the Jimmy Fund and Children's Hospital Boston.

CHRISTIAN VAZQUEZ'S CAREER RECORD

YEAR	CLUB	AVG.	G	AB	R	H	2B	3B	HR	RBI	SH	SF	HB	BB	SO	SB	CS	E
2008	GCL Red Sox	.190	21	58	7	11	1	0	0	5	1	0	0	6	17	0	0	3
2009	Lowell	.123	21	65	4	8	2	0	2	9	0	0	0	11	16	0	0	3
	GCL Red Sox	.278	10	36	5	10	5	0	0	7	0	0	1	4	7	0	0	1
2010	Greenville	.259	79	270	34	70	11	0	3	32	0	2	4	23	62	3	1	7
2011	Greenville	.283	105	392	71	111	27	3	18	84	0	4	5	43	84	1	1	8
2012	Salem	.266	81	293	43	78	17	0	7	41	3	2	4	40	70	2	2	9
	Portland	.205	20	73	11	15	4	0	0	5	0	1	0	8	9	0	0	3
Minor League Totals		.255	337	1187	175	303	67	3	30	183	4	9	14	135	265	6	4	34

2008 Signed by the Boston Red Sox as a ninth-round selection in the June draft



Steven Wright, Christian Vazquez, and Xander Bogaerts visited patients at the Jimmy Fund during the 2013 Rookie Program.

FULL NAME: Shane Patrick Victorino**BATS:** Switch **THROWS:** Right **HEIGHT:** 5-9 **WEIGHT:** 190**OPENING DAY AGE:** 32**BORN:** November 30, 1980 in Wailuku, HI**RESIDES:** Las Vegas, NV**MAJOR LEAGUE SERVICE:** 7 years, 92 days**ACQUIRED:** Signed as a free agent on December 13, 2012**SIGNED BY:** Hank Jones (Dodgers)**CONTRACT STATUS:** Signed through 2015

CAREER HIGHLIGHTS

- 🔥 Will spend 1st season in the American League with Red Sox after signing a 3-year contract on 12/13/12...The veteran of 9 major league seasons has spent time with 3 different clubs, all in the NL: Padres (2003), Phillies (2005-12), and Dodgers (2012).
- 🔥 The 2-time All-Star was selected to the 2009 and 2011 NL All-Star teams both by the MLB.com Final Vote.
- 🔥 Earned Rawlings Gold Glove Awards in 3 consecutive seasons (2008-10).
- 🔥 Named to Team USA's 2013 World Baseball Classic provisional roster...Batted .316 in 8 games for Team USA in the 2009 WBC.
- 🔥 Had a team-best 13 RBI in the postseason to help the Phillies win the 2008 World Series against TB...Hit the franchise's 1st-ever postseason grand slam off CC Sabathia in Game 2 of the NLDS vs. MIL.
- 🔥 Was the 2011 recipient of the Branch Rickey Award which honors professionals in Major League Baseball for exceptional community service.

2012: Split the season between the Phillies and Dodgers following a trade to LAD on 7/31.

- 🔥 Had a career-high 39 stolen bases between both clubs which ranked 4th most among all NL players.
- 🔥 Finished tied for 6th among NL outfielders with 9 assists
- 🔥 Was 10th-hardest hitter in NL to strikeout, averaging 8.33 plate appearances per strikeout (666 PA/80 SO).
- 🔥 Made his 6th straight Opening Day start in the outfield for the Phillies (5th straight in CF).
- 🔥 Reached base safely in his 1st 11 games of the season (.362 OBP), including a 10-game hitting streak, 4/7-17 (.325, 13-40, 2B, HR, 3 RBI).
- 🔥 Had a season-high 5 RBI, 6/8 at BAL.
- 🔥 Picked up the 1,000th hit of his career with a single off Matt Cain, 7/21 vs. SF.
- 🔥 Committed only 2 errors on the season and had a streak of 273 games (269 starts) without an error snapped, 7/28 at ATL with his 1st error since 8/14/10 at NYM...Was the 3rd-longest active streak behind Franklin Gutierrez (296) and Andre Ethier (282).
- 🔥 Acquired by LAD (NL) in exchange for RHPs Josh Lindblom and Ethan Martin and a player to be named later (INF Stefan Jarrin) on 7/31.

2011: Hit a career-high 16 triples for the Phillies to finish tied with the Mets' Jose Reyes for the major league lead.

- 🔥 Voted onto the NL All-Star team via the Final Vote on MLB.com (did not play in game); his 2nd All-Star selection.
- 🔥 Was presented with the Mike Schmidt Player of the Year Award by the Philadelphia chapter of the BBWAA.
- 🔥 Finished tied for 4th in the NL in stolen base percentage (86.4) and tied for 7th in runs (95)...Was the 9th-hardest batter to strike out in the NL (9.3 PA/SO).
- 🔥 Had his 3rd career quadruple double (double-digits in 2B, 3B, HR, and SB), becoming the only NL player to accomplish the feat...Recorded 27 doubles, 16 triples, 17 homers, and 19 steals.
- 🔥 Of his 17 HR, 6 gave the Phillies a lead and 2 tied the game.
- 🔥 Did not commit an error all season to lead all NL center fielders in fielding percentage (1.000, 296 TC).
- 🔥 Made his 5th consecutive Opening Day start (2007-11) and 4th in CF.
- 🔥 Hit his 1st career inside-the-park HR, 4/24 at SD (Wade LeBlanc).
- 🔥 Stole the 150th base of his major league career, 5/5 vs. WSH.

- Was on the 15-day disabled list, 5/20-6/2 (retroactive to 5/19) with a right hamstring strain; originally left the game, 5/14 at ATL, in the bottom of the 8th inning with right hamstring soreness.
- Had his 2nd 15-day DL stint, 7/8-18 (retroactive to 7/4) with a right thumb ligament sprain after originally injuring it on 7/3 at TOR.

- Slugged his 1st career extra-inning HR, 8/1 at COL (10th), to give the Phillies the lead and eventual win.
- Served a 2-game suspension, 8/18-19, for his actions during a bench-clearing incident on 8/5 at SF.

POSTSEASON: Batted .316 between all 5 games of the NLDS vs. St. Louis.

2010: Set career-bests in home runs (18) and RBI (69) for the Phillies.

- Won his 3rd consecutive Gold Glove after leading all NL center fielders in assists (11) and finishing 2nd in double plays (4)...Overall, finished tied with Jeff Francoeur for the NL lead in outfield assists.
- Ranked 2nd among all NL center fielders in fielding pct. (.995), committing only 2 errors in 373 total chances.
- Finished 2nd in the NL in stolen base percentage (85.0) and tied for 3rd in triples (10) and steals (34).
- Collected his 2nd career quadruple double (26 2B, 10 3B, 18 HR, 34 SB)...Was 1 of only 4 ML players to do it, along with ARI's Stephen Drew, NYM's Jose Reyes, and TB's Carl Crawford.
- Was his 3rd career 30-steal season.
- Set a career high with 5 RBI, 4/14 vs. WSH.
- Hit his 2nd career grand slam, 5/2 vs. NYM (Johan Santana).
- Was on the 15-day DL, 7/28-8/11 (left abdominal strain).
- Broke up Hiroki Kuroda's no-hitter with a 1-out single in the 8th inning, 8/30 at LAD.
- Had a season-best 11-game hit streak, 9/6-18.
- Hit his 1st career leadoff HR, 9/24 vs. NYM (R.A. Dickey).
- Batted a career-best .321 (53-165) vs. LHP.
- Received the Tug McGraw Media Good Guy Award, as voted by the Philadelphia chapter of the BBWAA.

POSTSEASON: Had 5 RBI in the postseason to take over the all-time franchise lead in postseason RBI (28 through 2010; Since passed by Ryan Howard, 33).

2009: Led the NL in triples (13), finished 2nd in 4-hit games (5), 4th in at-bats (620), 6th in multi-hit games (53), 7th in runs (102), 8th in hits (181), and tied for 9th in doubles (39).

- Played in the World Baseball Classic for Team USA.
- Won his 2nd straight NL Rawlings Gold Glove.
- Became the 4th Hawaiian-born player – and 1st position player – to make an All-Star team (Ron Darling, Charlie Hough and Sid Fernandez)...His 1st career selection.
- Set career highs in games (156), at-bats, hits, doubles, and walks (60).
- Finished tied for 5th among NL CF in assists (8).
- Batted .315 (58-184) in the 7th inning or later, 9th-best in the NL.
- Collected his 1st career quadruple double (39 2B, 13 3B, 10 HR, 25 SB), the only ML player to accomplish the feat in 2009.
- Had a career-best 16-game hitting streak, 4/19-5/8 (.352, 25-71, 5 2B, 2 3B, 3 HR, 15 RBI, 16 R).
- Hit 1st regular season grand slam, 4/24 at FLA (Matt Lindstrom), a game-winner with 2 outs in the 9th inning.
- Finished tied for the NL lead in hits (40) in July and was tied for 2nd in runs scored (22).
- Ejected for the 1st time in his career, 8/9 vs. FLA (Ed Rapuano), for arguing balls and strikes from center field.
- Hit .357 (82-230) at home from 5/26 through the remainder of the season.
- Batted .429 (6-15) with the bases loaded.

POSTSEASON: Hit a combined .293 (17-58), 3 HR, 9 RBI in 15 postseason games for the NL Champion Phillies.

2008: Was a member of the Phillies' World Championship team that defeated TB in the Fall Classic, 4-games-to-1.

- Won his 1st NL Rawlings Gold Glove after finishing 4th among NL center fielders in fielding percentage (.994; 2 errors in 323 TC) and T-4th in assists (7).
- Finished 3rd in the NL in infield hits (34), 5th in triples (8), 6th in steals (36), tied for 6th in bunt hits (9), and tied for 8th in multi-hit games (50).
- Had a career best in AVG (.293) and tied his career high in runs (102).
- Made 134 starts in center field and 4 in right field.

- ☛ Placed on the 15-day DL, 4/13 (right calf strain); played in 5 rehab games before being activated on 4/29.
- ☛ His 7 HR in July were a career best for a single month; previous high was 5 HR in June 2007.
- ☛ Tallied 8 HR and 17 RBI over an 18-game span, 7/12-8/5...Collected a season-high 4 RBI twice, 7/1 at ATL and 7/27 vs. ATL.
- ☛ Had a career-high 2 triples, 6/6 at ATL.
- ☛ Tied his then career high with a 14-game hitting streak, 5/19-6/2 (.400, 24-60, HR, 7 RBI).
- ☛ Had his 1st career multi-HR game, 7/12/08 vs. ARI.
- ☛ Batted .359 (42-117) leading off an inning.
- ☛ Hit .462 (24-52), 5 2B, 3B, 3 HR, 6 RBI over his final 13 games of the season.

POSTSEASON: Set a Phillies single postseason club record for RBI (13, since past by Ryan Howard's 17 in 2009)...His 13 RBI ranked tied for 2nd among all major leaguers in 2008 playoffs (TB's B.J. Upton, 16)...Clubbed the 1st grand slam in Phillies playoff history in Game 2 of the NLDS against the Brewers (CC Sabathia)...Became the 3rd player in team history to collect 4 RBI in an LCS game, 10/10 vs. LAD...Hit a game-tying 2-run HR in the 8th inning of Game 4 of the NLCS at LAD (Cory Wade).

2007: Made his 1st career Opening Day start in RF for the Phillies.

- ☛ Finished 6th in the NL in steals, 4th in stolen base percentage (90.2), and tied for 6th in OF assists (10).
- ☛ Scored 23 runs in May, 2nd most among NL players (FLA's Dan Uggla, 24).
- ☛ Had 3 consecutive multi-steal games, 5/3-5 at SF, becoming the 1st MLB player to do so since 1997 (CLE's Omar Vizquel) and 1st Phillie since 1982 (Bob Dernier).
- ☛ Hit 1st career walk-off HR, 6/3 vs. SF, which was also Shane Victorino Hula Figurine Day at Citizens Bank Park.
- ☛ Had a career-best 14-game hit streak, 6/7-22 (.311, 19-61, 3 HR, 7 RBI).
- ☛ Tied his career high with 5 hits, 7/17 at LAD.
- ☛ Had 32 multi-hit games, including 11 with at least 3 hits.
- ☛ Stole 26 consecutive bases, 5/18-7/13, the longest streak by a Phillie since Jimmy Rollins stole 35 straight in 2001.
- ☛ Had 6 multi-steal games.
- ☛ Suffered a right calf strain on 7/30 at CHI and was placed on the 15-day DL on 7/31...Hit .273 (3-11) in 3 rehab games with Double-A Reading and Single-A Lakewood and was activated on 8/22.
- ☛ Hit .340 (35-103) with 10 multi-hit games in 24 July games after hitting .248 (27-109) in 28 June games.

POSTSEASON: Made his 1st career postseason appearance with the Phillies...Belted his 1st career postseason HR in Game 3 of the NLDS vs. COL.

2006: Spent his 1st full season in the majors with the Phillies where he led the club in sac hits (8) and outfield assists (11).

- ☛ Did not commit an error all season in 232 total chances.
- ☛ Finished 6th in the NL in OF assists and tied for 6th in HBP (14).
- ☛ Batted .412 (21-51) through his 1st 35 games.
- ☛ Was the only Phillies outfielder to make starts at all 3 OF positions: 60 in CF, 17 in RF, and 3 in LF.
- ☛ Had hits in 7 consecutive at-bats, 5/11-13, the 1st Phillie to do that since Jimmy Rollins in 2002 (8/10-11).
- ☛ Hit .339 (20-59), 4 2B, 3B, 2 HR, 7 RBI playing every day in place of CF Aaron Rowand, who was on the 15-day DL, 5/12-26.
- ☛ Moved into an everyday role following the trade of RF Bobby Abreu on 7/31.
- ☛ Batted .345 (50-145) over a 36-game span, 8/2-9/9.
- ☛ Reached base safely in 23 straight games, 8/21-9/14 (.411 OBP).
- ☛ Collected a career-high 5 hits, 9/29 at FLA, the most by a Phillie in 2006.
- ☛ Batted .370 (17-46) in his final 9 games of the season.
- ☛ Hit a combined .329 (74-225), 2 HR, 28 RBI vs. the NL East.

2005: Named the Triple-A International League Most Valuable Player, the 1st-ever Scranton/Wilkes-Barre player to receive the award...Also won Scranton's Player of the Year and Community Service Awards.

- ☛ Joined Marlon Anderson, Jimmy Rollins, and Dave Doster as the only players in Red Barons history to reach double figures in doubles (25), triples (16), and HR (18) for Scranton.
- ☛ Led all minor league players in triples.
- ☛ Named as a starting outfielder on the IL post-season All-Star team.

- 👉 Hit 13 HR at Lackawanna County Stadium, breaking Jason Michaels' 2001 record of 12.
- 👉 Twice named IL and Phillies Minor League Player of the Week, 6/25-31 (.481, HR, 6 RBI) and 8/8-14 (.542, HR, 7 RBI).
- 👉 Homered from both sides of the plate, 5/4 at Buffalo, becoming just the 2nd player in Scranton history to do that (Darren Burton, 4/23/98 at Rochester).
- 👉 Reached season highs with 2 HR and 5 RBI, 5/10 vs. Pawtucket, including a 1st-inning grand slam.
- 👉 Had a 22-game hit streak when his contract was selected on 9/1.
- 👉 Made his Phillies debut, 9/3 at WSH (pinch-ran and scored a run).
- 👉 Knocked in the go-ahead run with a 2-out, pinch-hit RBI single, 9/7 vs. HOU – his 1st hit as a Phillie.
- 👉 Slugged 1st ML HR, 9/22 at ATL, a pinch-hit 3-run shot in the 9th inning (Tim Hudson) to give the Phils a 3-0 lead.
- 👉 His 2nd ML HR, 9/28 vs. NYM, was also as a pinch-hitter...Led the Phillies with 7 pinch RBI.
- 👉 Named to USA Baseball's 2005 Regional Olympic Qualifying Team roster.

2004: Set a pro high with 19 HR between Double-A Jacksonville and Triple-A Las Vegas.

- 👉 Hit .296 (21-71) in his final 23 games with the club before being transferred to Jacksonville (AA) on 6/9.
- 👉 Led Jacksonville in HR (16), runs (70), and triples (7), despite playing only 75 games.
- 👉 Combined, hit .293, 19 HR, 63 RBI, 98 R in 130 games.
- 👉 Played for Zulia in the Venezuelan Winter League.
- 👉 Was selected by the Phillies in the annual Rule 5 Draft on 12/13.

2003: Made his major league debut for the Padres as a pinch-runner, 4/2 vs. SF.

- 👉 Made 17 starts for the Padres: 11 in CF, 5 in LF, and 1 in RF.
- 👉 Got his 1st ML hit, 4/20 at COL (Shawn Chacon).
- 👉 Was returned to the Dodgers on 5/28 and assigned to Double-A Jacksonville.
- 👉 Stole a season-high 3 bases, 6/24 vs. Orlando.
- 👉 Promoted to Triple-A Las Vegas in August.

2002: Played for Double-A Jacksonville where he ranked 2nd in the Southern League and led all Dodgers minor leaguers in steals (45).

- 👉 Hit .330 for Arizona Fall League champion Peoria.

2001: Spent the season with High-A Wilmington and earned Minor League Player of the Month honors for July.

2000: Led Short-A Yakima in stolen bases (21).

1999: Spent his 1st pro season with Rookie-level Great Falls and led the club in steals (20).

- 👉 Named the Fastest Baserunner in the Dodgers organization by *Baseball America*.

PERSONAL

- 👉 Married to Melissa...The couple has a daughter, Kali'a Makenna (3/30/07), and a son Kingston Shane (9/30/10), and he has 1 stepson, Keenan (10/1/95).
- 👉 Was a 1999 graduate of St. Anthony's High School (HI)...Was an all-star the football, soccer, baseball, and track teams.
- 👉 Appeared in an episode of CBS' Hawaii Five-0 in 2012.
- 👉 His biography, *Shane Victorino: The Flyin' Hawaiian* was published in March of 2011.

IN THE COMMUNITY

Shane established the Shane Victorino Foundation in 2010 with wife his Melissa...The non-profit is dedicated to promoting opportunities for underserved youth by providing educational, recreational, and wellness programs...The foundation's largest initiative to date was donating nearly \$1 million towards the renovation of the Shane Victorino Nicetown Boys & Girls Club, a century-old facility located in an impoverished area of Philadelphia...Hosts an annual Celebrity Golf Tournament on Maui which has raised over \$500,000 to provide after-school activities, tutoring, literacy programs, leadership training, and more to children in Shane's native Hawaii...Received the 2011 Branch Rickey Award which honors professionals in Major League Baseball for exceptional community service...Has earned the Phillies Community Service Award (2010), selected as the club's nominee for MLB's Roberto Clemente Award (2010), and the Lou Gehrig Memorial Award (2008)...During his time with the Phillies, hosted the Flyin' Hawaiian All-Stars program and welcomed children from the Boys & Girls Clubs and Special Olympics at Citizens Bank Park.

SHANE VICTORINO'S CAREER RECORD

YEAR	CLUB	AVG.	G	AB	R	H	2B	3B	HR	RBI	SH	SF	HB	BB	SO	SB	CS	E
1999	Great Falls	.280	55	225	53	63	7	6	2	25	6	3	0	20	31	20	5	2
2000	Yakima	.246	61	236	32	58	7	2	2	20	12	2	3	20	44	21	9	11
2001	Wilmington	.283	112	435	71	123	21	9	4	32	13	1	5	36	61	47	13	6
	Vero Beach	.167	2	6	2	1	0	0	0	0	0	0	0	3	1	0	0	0
2002	Jacksonville	.258	122	481	61	124	15	1	4	34	16	2	4	47	49	45	16	4
2003	Jacksonville	.282	66	266	37	75	9	4	2	15	2	1	3	21	41	16	7	4
	SAN DIEGO	.151	36	73	8	11	2	0	0	4	1	1	1	7	17	7	2	0
	Las Vegas	.390	11	41	6	16	1	2	1	9	2	1	0	1	5	0	1	1
2004	Las Vegas	.235	55	200	28	47	9	1	3	20	4	0	1	11	37	7	2	2
	Jacksonville	.328	75	293	70	96	13	7	16	43	5	5	5	20	64	9	7	2
2005	Scranton/WB	.310	126	494	93	153	25	16	18	70	5	4	5	51	74	17	9	3
	PHILADELPHIA	.294	21	17	5	5	0	0	2	8	0	2	0	0	3	0	0	0
2006	PHILADELPHIA	.287	153	415	70	119	19	8	6	46	8	1	14	24	54	4	3	0
2007	Reading	.333	2	6	0	2	0	0	0	1	0	0	0	0	0	1	0	0
	PHILADELPHIA	.281	131	456	78	128	23	3	12	46	5	2	10	37	62	37	4	3
	Lakewood	.200	1	5	1	1	0	0	0	0	0	0	0	0	1	0	0	0
2008	Clearwater	.400	2	5	1	2	0	0	0	1	0	0	0	2	1	0	1	0
	PHILADELPHIA	.293	146	570	102	167	30	8	14	58	5	0	7	45	69	36	11	2
	Reading	.333	1	3	0	1	0	0	0	0	0	0	0	0	0	0	0	0
	Lehigh Valley	.375	2	8	0	3	0	0	0	0	0	0	0	0	0	0	0	0
2009	PHILADELPHIA	.292	156	620	102	181	39	13	10	62	4	4	6	60	71	25	8	1
2010	Lehigh Valley	.667	2	6	1	4	0	1	1	3	0	0	0	0	0	0	0	0
	PHILADELPHIA	.259	147	587	84	152	26	10	18	69	0	1	7	53	79	34	6	2
2011	Lakewood	.167	2	6	1	1	0	0	0	2	0	0	0	1	2	0	0	0
	PHILADELPHIA	.279	132	519	95	145	27	16	17	61	6	0	6	55	63	19	3	0
	Reading	.333	4	15	2	5	1	0	1	3	0	1	1	2	1	2	0	0
2012	PHILADELPHIA	.261	101	387	46	101	17	5	9	40	5	2	2	35	49	24	4	1
	LA DODGERS	.245	53	208	26	51	12	2	2	15	4	1	4	18	31	15	2	1
Major League Totals		.275	1076	3852	616	1060	195	65	90	409	38	14	57	334	498	201	43	10
Minor League Totals		.284	701	2731	459	775	108	49	54	278	65	20	27	234	413	184	72	35

- 1999 Signed by the Los Angeles Dodgers as a sixth-round selection in the June draft
 2002 Selected by the San Diego Padres in the Rule 5 Draft on 12/16
 2003 Returned to the Los Angeles Dodgers on 5/29
 2004 Selected by the Philadelphia Phillies in the Rule 5 Draft on 12/13
 2012 Acquired by the Los Angeles Dodgers in exchange for RHP Josh Lindblom, RHP Ethan Martin, and a player to be named later (INF Stefan Jarrin) on 7/31
 2012 Signed by the Boston Red Sox as a free agent on 12/13

ADDITIONAL BATTING STATISTICS

YEAR	CLUB	OBP	SLG	OPS	TB	GDP
2003	SAN DIEGO	.232	.178	.410	13	5
2005	PHILADELPHIA	.263	.647	.910	11	0
2006	PHILADELPHIA	.346	.414	.760	172	5
2007	PHILADELPHIA	.347	.423	.770	193	10
2008	PHILADELPHIA	.352	.447	.799	255	8
2009	PHILADELPHIA	.358	.445	.803	276	5
2010	PHILADELPHIA	.327	.429	.756	252	6
2011	PHILADELPHIA	.355	.491	.847	255	4
2012	PHILADELPHIA	.324	.401	.724	155	4
	LA DODGERS	.316	.351	.667	73	1
Major League Totals		.341	.430	.770	1655	48

SHANE VICTORINO, CONTINUED

DIVISION SERIES RECORD

YEAR	CLUB	AVG.	G	AB	R	H	2B	3B	HR	RBI	SH	SF	HB	BB	SO	SB	CS	E
2007	PHI vs. COL	.222	3	9	2	2	0	0	1	1	0	0	0	0	1	1	0	0
2008	PHI vs. MIL	.357	4	14	2	5	3	0	1	5	0	0	0	3	0	3	0	0
2009	PHI vs. COL	.353	4	17	4	6	1	0	1	1	1	0	0	1	1	1	0	0
2010	PHI vs. CIN	.231	3	13	2	3	1	0	0	3	0	0	0	1	0	1	0	0
2011	PHI vs. STL	.316	5	19	2	6	1	0	0	2	0	0	0	0	0	0	0	1
Division Series Totals		.306	19	72	12	22	6	0	3	12	1	0	0	5	2	6	0	1

LEAGUE CHAMPIONSHIP SERIES RECORD

YEAR	CLUB	AVG.	G	AB	R	H	2B	3B	HR	RBI	SH	SF	HB	BB	SO	SB	CS	E
2008	PHI vs. LAD	.222	5	18	2	4	0	1	1	6	1	0	0	2	1	0	0	0
2009	PHI vs. LAD	.368	5	19	4	7	1	1	2	6	0	0	2	2	2	1	1	0
2010	PHI vs. SF	.208	6	24	3	5	1	0	0	2	1	0	1	2	6	1	0	0
LCS Totals		.262	16	61	9	16	2	2	3	14	2	0	3	6	9	2	1	0

WORLD SERIES RECORD

YEAR	CLUB	AVG.	G	AB	R	H	2B	3B	HR	RBI	SH	SF	HB	BB	SO	SB	CS	E
2008	PHI vs. TB	.250	5	20	1	5	0	0	0	2	0	0	0	1	3	0	0	0
2009	PHI vs. NYY	.182	6	22	3	4	1	0	0	2	0	1	1	3	1	0	0	0
World Series Totals		.214	11	42	4	9	1	0	0	4	0	1	1	4	4	0	0	0

ALL-STAR GAME RECORD

YEAR	CLUB	AVG.	G	AB	R	H	2B	3B	HR	RBI	SH	SF	HB	BB	SO	SB	CS	E
2009	NL at STL	.500	1	2	1	1	0	0	0	0	0	0	0	0	1	0	0	0
2011	NL at ARI																	
All-Star Game Totals		.500	1	2	1	1	0	0	0	0	0	0	0	0	1	0	0	0

WORLD BASEBALL CLASSIC RECORD

YEAR	CLUB	AVG.	G	AB	R	H	2B	3B	HR	RBI	SH	SF	HB	BB	SO	SB	CS
2009	USA	.316	8	19	3	6	0	0	0	1	-	-	-	1	0	0	0

CAREER FIELDING RECORD

YEAR	CLUB	POS	PCT.	G	GS	PO	A	E	TC	DP
2003	SAN DIEGO	OF	1.000	32	17	42	3	0	45	0
2005	PHILADELPHIA	OF	-	12	0	0	0	0	0	0
2006	PHILADELPHIA	OF	1.000	122	80	221	11	0	232	3
2007	PHILADELPHIA	OF	.988	117	101	232	10	3	245	4
2008	PHILADELPHIA	OF	.994	143	138	328	7	2	337	2
2009	PHILADELPHIA	OF	.997	149	149	336	8	1	345	1
2010	PHILADELPHIA	OF	.995	143	142	360	11	2	373	4
2011	PHILADELPHIA	OF	1.000	130	128	296	0	0	296	0
2012	PHILADELPHIA	OF	.996	101	99	232	7	1	240	3
	LA DODGERS	OF	.991	53	52	110	2	1	113	1
Career Totals		OF	.996	1002	906	2157	59	10	2226	18

CAREER SINGLE-GAME HIGHS

HITS	5, 2 times, last 7/17/07 for PHI at LAD
DOUBLES	3, 9/11/09 for PHI vs. NYM
HOME RUNS	2, 7/12/08 for PHI vs. ARI
RBI	5, 2 times, last, 6/08/12 for PHI at BAL
RUNS SCORED	5, 7/6/09 for PHI vs. CIN
WALKS	3, 3 times, last, 8/24/10 for PHI vs. HOU
STRIKEOUTS	3, 10 times, last 6/19/12 for PHI vs. COL
STOLEN BASES	2, 23 times, last 9/19/12 for LAD at WSH
HITTING STREAK	16, 4/19/09-5/7/09
EJECTIONS (4)	8/9/2009 vs. FLA (HP Ed Rapuano) 9/20/2009 at ATL (2B C. Fairchild) 9/19/10 vs. WSH (3BA Hernandez) 8/5/11 vs. SF (HP Mike Muchlinski)

HOME RUN NOTES

MULTI-HOME RUN GAMES (1)
2-HOME RUN GAMES (1)
7/12/08 at ARI
LEADOFF HOME RUNS (1)
9/24/10 vs. NYM off R.A. Dickey
GRAND SLAMS (2)
Last: 5/2/10 vs. NYM off Johan Santana
PINCH-HIT HOME RUNS (3)
Last: 9/26/07 vs. ATL off Tim Hudson
EXTRA-INNING HOME RUNS (1)
8/1/11 at COL off Rex Brothers
GAME-ENDING HOME RUNS (1)
6/3/07 vs. SF off Kevin Correia
INSIDE-THE-PARK HOME RUNS (1)
4/24/11 at SD off Wade LeBlanc

FULL NAME: Oscar Eduardo Villarreal
BATS: Left **THROWS:** Right **HEIGHT:** 6-0 **WEIGHT:** 180
OPENING DAY AGE: 31
BORN: November 22, 1981 in Nuevo Leon, Mexico
RESIDES: Scottsdale, AZ
MAJOR LEAGUE SERVICE: 5 years, 103 days
ACQUIRED: Signed as a minor league free agent on Nov. 29, 2012
SIGNED BY: Ossie Alvarez (Diamondbacks)
CONTRACT STATUS: Signed through 2013



NON-ROSTER INVITEE

CAREER HIGHLIGHTS

✦ Has spent parts of 6 seasons in the major leagues between ARI (2003-05), ATL (2006-07), and HOU (2008) as a reliever (253 games) and as a starter (5 games).

✦ Owns a career .615 winning percentage in the majors (24-15 record) and won a career-high 10 games in 2003 with the D-backs.

✦ Last appeared in the majors with HOU in 2008 where he made 35 relief appearances...Pitched at the Triple-A level in each of the last 3 seasons (2010-12) and in the Mexican League in 2011...Missed all of 2009 due to Tommy John surgery.

✦ Pitched for Mexico in the Inaugural World Baseball Classic in 2006.

2012: Was a non-roster invitee to BAL's major league spring training and spent the entire season with Triple-A Norfolk.

✦ Was 3-3 with 1 save and a 2.84 ERA (20 ER/63.1 IP) in 35 relief appearances and 0-1 with a 3.38 ERA (2 ER/5.1 IP) in 2 starts...Pitched 2.0 or more innings in 21 of his 37 games.

✦ Did not allow a HR over his 1st 39.0 innings which spanned 20 appearances...Had a 1.98 ERA (8 ER/36.1 IP) over his 1st 18 games of the season.

✦ Held opponents to a .205 AVG (17-for-83) with runners in scoring position.

✦ Posted a 1.45 ERA (6 ER/37.1 IP) with 17 saves in 19 chances in 31 appearances for Aguilas de Mexicali in the Mexican Pacific League following the season.

2011: Began the year with Triple-A Albuquerque in the Dodgers minor league system and finished with Sultanes de Monterrey in the Mexican League.

✦ Was a non-roster invitee to Dodgers' spring training.

✦ Signed with Monterrey after making 2 relief appearances for Albuquerque.

✦ Went 0-4 with 18 saves in 25 chances and a 2.80 ERA (14 ER/45.0 IP) in 43 appearances for Monterrey.

✦ Pitched for Mexicali in the winter and went 2-0 with 19 saves in 22 chances and a 2.57 ERA (8 ER/28.0 IP) in 28 appearances.

2010: Was a non-roster invite to PHI's major league spring training and spent the season with Triple-A Lehigh Valley.

✦ Finished tied for the staff lead in relief wins (4) and 3rd in appearances (49).

✦ Posted a 2.95 ERA (12 ER/36.2 IP) over his 1st 29 appearances.

✦ Went 2-0 with a 3.52 ERA (12 ER/30.2 IP) in 30 games for Mexicali after the season.

2009: Missed the entire season recovering from Tommy John surgery on his right arm.

2008: Spent parts of the season in the Astros, Mariners, and Rockies organizations.

✦ Began the season as a reliever with HOU...Was designated for assignment on 7/2, and granted his unconditional release on 7/14.

✦ Signed with SEA on 7/19 and was assigned to Triple-A Tacoma...Released on 8/8 and signed by COL on 8/12 and assigned to Triple-A Colorado Springs.

✦ Pitched for Mexicali in the winter.

2007: Made 51 appearances for ATL in his 2nd season with the club.

✦ Finished 3rd in the NL (5th in MLB) with 0.90 ERA (1 ER/10.0 IP) during Interleague Play (minimum. 10.0 IP).

✦ Pitched at least 2.0 innings in 20 of 51 appearances.

- ✦ Made 7 straight scoreless appearances spanning 9.2 innings, 5/16-29.

- ✦ Struck out a career-high 6 batters, 7/1 at FLA (2.2 IP).

2006: Posted a career-best .900 winning pct. (9-1 record) in his 1st season with the Braves.

- ✦ Finished 3rd among all NL relievers with 8 wins (5th among all ML relievers).

- ✦ Won each of his 1st 7 decisions...With his 4th win on 4/14 vs. SD, became just the 5th pitcher since 1900 to claim 4 of his team's 1st 5 victories.

- ✦ Was 8-1, 3.63 ERA (30 ER/74.1 IP) in 54 relief appearances and 1-0, 3.50 ERA (7 ER/18.0 IP) in 4 starts.

- ✦ Pitched a career-high 4.1 innings in relief, 6/23 vs. TB.

- ✦ Earned his lone win as a starter, 8/17 at WSH (5.0 IP, H, 0 R).

- ✦ Made 2 appearances for Mexico in the inaugural World Baseball Classic in 2006.

2005: Appeared in a combined 23 games between ARI and Triple-A Tucson due to a right rotator cuff strain suffered in April.

- ✦ Began the season with Tucson and made just 1 appearance before being recalled on 4/9.

- ✦ Placed on the 15-day DL with a right rotator cuff strain, 4/11, and was activated on 9/2.

- ✦ Held opponents to a .211 AVG (8-for-38) over his final 9 appearances of the season.

- ✦ Acquired by ATL along with RHP Lance Cormier in exchange for C Johnny Estrada on 12/7.

2004: Made ARI's Opening Day roster for the 2nd straight season.

- ✦ Was placed on the 15-day DL on 5/10 with a right flexor strain.

- ✦ Underwent season-ending nerve transposition surgery in August...Also had bone chips removed from the elbow.

2003: Made 1st career Opening Day roster with the D-backs and set a career high in wins (10).

- ✦ Established NL rookie record with 86 appearances (1 start), topping the previous record of 78 set by Tim Burke in 1985 (MON) and matched by Ricky Stone (HOU, 2002).

- ✦ Finished 2nd in MLB in appearances and ranked 3rd in relief innings (95.0).

- ✦ His 86 appearances were most ever by a pitcher from Mexico, surpassing Enrique Romo (84 for PIT in 1979).

- ✦ Led all rookie pitchers in ERA (2.57).

- ✦ Made ML debut, 3/31 vs LAD...Inherited a 2-strike count from an injured Bret Prinz and threw 1 pitch to strike out Hideo Nomo.

2002: Posted a 4.00 ERA in 24 games (22 starts) between Double-A El Paso and Triple-A Tucson.

- ✦ Named Diamondbacks Minor League Pitcher of the Month for April (4-0, 1.26 ERA).

- ✦ Placed on the DL with a fracture in his right thumb, 5/14-7/7.

- ✦ Was promoted to Tucson on 7/11.

- ✦ Pitched for Mexicali following the season.

2001: Finished 2nd on the staff in starts (27), innings pitched (140.2), and strikeouts (108) for Double-A El Paso.

- ✦ Struck out a season-high 10 batters, 6/27 at Wichita.

- ✦ Missed final start of season due to bone chips in right elbow.

- ✦ Played for Mexicali after the season.

2000: Appeared at 4 different levels of ARI's system: Triple-A Tucson, Single-A South Bend, High-A High Desert, and the Rookie-level Arizona League D-backs.

1999: Began his professional career with the AZL Diamondbacks.

PERSONAL

- ✦ Married to Claudia...The couple has a daughter, Valeria, and 2 sons, Oscar Jr. and Max Emiliano.

- ✦ Is a 1998 graduate of Nuevo Leon's Preparatoria No. 16 High School.

OSCAR VILLARREAL'S CAREER RECORD

YEAR	CLUB	W-L	ERA	G	GS	CG	SHO	SV	IP	H	R	ER	HR	HB	BB	SO	WP	BK
1999	AZL D-backs	1-5	3.78	14	11	0	0	0	64.1	64	39	27	1	10	25	51	6	4
2000	Tucson	1-0	2.08	2	0	0	0	0	4.1	6	1	1	0	0	2	4	0	0
	South Bend	1-3	4.41	13	5	0	0	0	32.2	37	19	16	0	3	17	30	2	1
	AZL D-backs	0-0	9.00	1	0	0	0	0	1.0	2	1	1	0	0	0	1	0	0
	High Desert	0-2	3.65	9	4	0	0	0	24.2	24	20	10	4	3	14	18	2	0
2001	El Paso	6-9	4.41	27	27	0	0	0	140.2	154	96	69	10	8	63	108	14	11
2002	El Paso	6-3	3.74	14	12	1	0	0	84.1	73	36	35	2	4	26	85	3	0
	Tucson	3-3	4.36	10	10	0	0	0	64.0	68	33	31	8	4	22	40	5	2
2003	ARIZONA	10-7	2.57	86	1	0	0	0	98.0	80	40	28	6	3	46	80	3	2
2004	Tucson	0-2	14.34	6	5	0	0	0	10.2	20	17	17	3	0	4	12	2	0
	ARIZONA	0-2	7.00	17	0	0	0	0	18.0	25	14	14	3	1	7	17	5	0
2005	Tucson	0-3	5.19	12	8	0	0	0	17.1	19	12	10	1	0	4	8	1	0
	ARIZONA	2-0	5.27	11	0	0	0	0	13.2	11	8	8	2	1	6	5	0	0
2006	ATLANTA	9-1	3.61	58	4	0	0	0	92.1	93	41	37	13	5	27	55	4	0
2007	ATLANTA	2-2	4.24	51	0	0	0	1	76.1	75	40	36	6	4	32	58	6	0
2008	Tacoma	1-0	4.66	5	0	0	0	1	9.2	7	7	5	2	0	4	11	2	0
	HOUSTON	1-3	5.02	35	0	0	0	0	37.2	42	25	21	12	2	17	21	2	0
	Col. Springs	0-1	6.23	3	3	0	0	0	13.0	17	11	9	1	0	7	7	1	0
2009	Did Not Play Due to Injury																	
2010	Lehigh Valley	4-3	4.40	49	0	0	0	1	57.1	54	33	28	7	4	26	42	4	0
2011	Albuquerque	0-0	6.75	2	0	0	0	0	2.2	5	2	2	1	0	0	3	0	1
	Monterrey	0-4	2.80	43	0	0	0	18	45.0	49	17	14	3	2	19	24	6	1
2012	Norfolk	3-4	2.88	37	2	0	0	1	68.2	62	30	22	1	4	27	49	8	2
Major League Totals		24-15	3.86	258	5	0	0	1	336.0	326	168	144	42	16	135	236	20	2
Minor League Totals		26-38	4.28	204	87	1	0	3	595.1	612	357	283	41	40	241	469	50	21
Mexican Lg. Totals		0-4	2.80	43	0	0	0	18	45.0	49	17	14	3	2	19	24	6	1

1998 Signed by the Arizona Diamondbacks as an international free agent on 11/6
 2005 Acquired by the Atlanta Braves with RHP Lance Cormier in exchange for C Johnny Estrada on 12/7
 2007 Acquired by the Houston Astros in exchange for OF Josh Anderson on 11/16...Released on 7/14/08
 2008 Signed by the Seattle Mariners as a minor league free agent on 7/19...Released on 8/8
 2008 Signed by the Colorado Rockies as a minor league free agent on 8/12
 2008 Signed by the Kansas City Royals as a minor league free agent on 12/18...Released on 7/15/09
 2010 Signed by the Philadelphia Phillies as a minor league free agent on 2/5
 2010 Signed by the Los Angeles Dodgers as a minor league free agent on 12/6
 2011 Loaned to Monterrey of the Mexican League on 4/11...Returned to the Los Angeles Dodgers on 9/28
 2012 Signed by the Baltimore Orioles as a minor league free agent on 1/31
 2012 Signed by the Boston Red Sox as a minor league free agent on 11/29

WORLD BASEBALL CLASSIC RECORD

YEAR	CLUB	W-L	ERA	G	GS	CG	SHO	SV	IP	H	R	ER	HR	HB	BB	SO
2006	Mexico	0-0	3.38	2	0	0	0	0	2.2	1	1	1	1	0	0	3

CAREER FIELDING RECORD

YEAR	CLUB	POS	PCT.	G	GS	PO	A	E	TC	DP
2003	ARIZONA	P	.880	86	1	5	17	3	25	1
2004	ARIZONA	P	1.000	17	0	0	4	0	4	0
2005	ARIZONA	P	1.000	11	0	1	1	0	2	0
2006	ATLANTA	P	1.000	58	4	8	15	0	23	0
2007	ATLANTA	P	1.000	51	0	4	9	0	13	0
2008	HOUSTON	P	1.000	35	0	3	5	0	8	1
Career Totals		P	.960	258	5	21	51	3	75	2

CAREER BATTING TOTALS

	AVG.	G	AB	R	H	2B	3B	HR	RBI	SH	SF	HB	BB	SO	SB	CS	E
Major League Totals	.067	258	15	0	1	0	0	0	0	3	0	0	0	7	0	0	3

CAREER SINGLE-GAME HIGHS

INNINGS PITCHED 5.0, 3 times, last 9/2/06 for ATL at PHI (start)
 4.1, 6/23/06 for ATL at TB (relief)
LOW-HIT COMPLETE GAME None
STRIKEOUTS 6, 7/1/07 for ATL at FLA
HITS ALLOWED 7, last 9/2/06 for ATL at PHI
RUNS ALLOWED 6, 5/16/08 for HOU at TEX
WALKS ALLOWED 3, 5 times, last 8/16/07 for ATL vs SF
HOME RUNS ALLOWED 3, 5/16/08 for HOU at TEX
WINNING STREAK 9, 9/17/05-5/28/06
EJECTIONS None

FULL NAME: Carl Allen Webster

BATS: Right THROWS: Right HEIGHT: 6-2 WEIGHT: 190

OPENING DAY AGE: 23

BORN: February 10, 1990 in Greensboro, NC

RESIDES: Madison, NC

MAJOR LEAGUE SERVICE: None

ACQUIRED: From Los Angeles (NL) with 1B James Loney, INF Ivan De Jesus, and 2 players to be named later (RHP Rubby De La Rosa and 1B/OF Jerry Sands) in exchange for RHP Josh Beckett, LF Carl Crawford, 1B Adrian Gonzalez, INF Nick Punto and cash considerations on August 25, 2012

SIGNED BY: Lon Joyce (Dodgers)

CONTRACT STATUS: Signed through 2013



CAREER HIGHLIGHTS

👉 Begins 1st full season in the Red Sox organization after being acquired from the Dodgers with INF Ivan De Jesus, 1B James Loney, and 2 players to be named later (RHP Rubby De La Rosa and 1B/OF Jerry Sands) in exchange for RHP Josh Beckett, LF Carl Crawford, 1B Adrian Gonzalez, INF Nick Punto, and cash considerations on 8/25/12.

👉 Added to the Red Sox 40-man roster on 11/20/11.

👉 Is averaging just 0.35 home runs allowed per 9.0 innings pitched (19 HR/494.0 IP) in his minor league career.

👉 Enters the season ranked by *Baseball America* as the No. 4 prospect (No. 2 pitcher) in the Red Sox farm system...Also dubbed the No. 9 prospect in the Double-A Southern League in 2012.

👉 Participated in the 2013 Red Sox Rookie Development Program.

2012: Posted a 3.86 ERA (56 ER/130.2 IP) in 29 outings (24 starts) between LAD's Double-A Chattanooga and Double-A Portland.

👉 Tied for 10th among Double-A hurlers with 129 strikeouts.

👉 Allowed just 2 homers in 130.2 innings for a rate of only 0.14 home runs per 9.0 IP...Had the 5th-best ground out-to-fly out ratio among Double-A qualifiers.

👉 Ranked 2nd among qualifying full-season Dodgers minor leaguers with a 3.55 ERA (48 ER/121.2 IP) in 27 outings (22 starts) to begin the year, the 7th-best mark among Southern League qualifiers.

👉 Ranked 3rd among Southern Leaguers with 8.5 strikeouts per 9.0 IP as a starter (107 K/113.2 IP) prior to the trade.

👉 Had a 7.49 ERA (28 ER/33.2 IP) over his 1st 7 starts of the season through 5/9...Moved to the bullpen for 5 appearances from 5/15-27 and posted a 1.13 ERA (1 ER/8.0 IP) before returning to the rotation for the remainder of the season.

👉 Over his final 22 outings of the season beginning 5/15, ranked 5th among Double-A qualifiers with a 2.60 ERA (28 ER/97.0 IP) and 8th with a .227 opponent AVG (81-for-357).

👉 Named Chattanooga's June Pitcher of the Month after compiling a 1.88 ERA (5 ER/24.0 IP) over 4 starts that month.

👉 Acquired by BOS in 9-player deal with LAD on 8/25 and finished the year with 2 starts for the Sea Dogs.

2011: Combined to go 11-5 with a 4.03 ERA (65 ER/145.0 IP) in 27 games (26 starts) with High-A Rancho Cucamonga and Double-A Chattanooga.

👉 Tossed 1st complete game shutout of his career on 7/28 vs. Jacksonville, allowing 7 hits and striking out 7.

👉 With the Quakes, limited opposing hitters to a .228 AVG (46-for-202) with 62 strikeouts in just 54.0 innings before his 5/24 promotion.

👉 Selected as California League Pitcher of the Week for 4/25-5/1.

👉 Finished the year as the No. 2 prospect in the Dodgers' system and the 95th-best overall prospect by *Baseball America*...Also judged as having the best change-up among Dodgers farmhands.

2010: Ranked 3rd in the Single-A Midwest League with a 2.88 ERA in 26 games (23 starts) for Great Lakes.

👉 Named a mid-season Midwest League All-Star.

👉 Limited opponents to a .239 clip (119-for-497) and held right-handed hitters to a .227 mark (68-for-299).

👉 Went 6-4 with a 2.64 ERA (19 ER/64.2 IP) in his last 13 starts of the season beginning 6/28, including a 3-1 record with a 1.66 ERA (4 ER/21.2 IP) in 5 July starts.

👉 Following the season, was ranked by *Baseball America* as the No. 5 pitcher in the Dodgers farm system and the 11th-best prospect in the Midwest League...Also had the best change-up in the Dodgers system.

2009: Tied for the Dodgers' organizational lead among short-season minor leaguers with 77 combined strikeouts between Rookie-level Arizona League and Rookie-level Ogden.

- 🔥 Began the season with the AZL Dodgers before being transferred to Ogden on 8/19.
- 🔥 Limited opponents to a .222 AVG (58-for-261) and just 1 home run in 68.2 combined innings.
- 🔥 Ranked 3rd among AZL qualifiers in ERA (2.08), WHIP (1.03), and opponent AVG (.197) over 12 tilts (8 starts).
- 🔥 Named August/September Pitcher of the Month for the AZL Dodgers, posting a 1.62 ERA (3 ER/16.2 IP) in 4 games (3 starts) with the club.
- 🔥 Following the season, was ranked by *Baseball America* as the No. 3 prospect in the Arizona League and the Dodgers' No. 10 prospect (No. 6 pitcher).

2008: Appeared in 12 games, all in relief, for the Rookie-level Gulf Coast League Dodgers in his pro debut.

- 🔥 Gave up 12 hits over 18.1 innings for a .197 opponent AVG (12-for-61).
- 🔥 Did not allow a run in his last 4 outings (5.1 IP), lowering his ERA from 4.85 to 3.44.
- 🔥 Won his pro debut with a scoreless 5th inning on 6/27 at the GCL Marlins.
- 🔥 Converted his only save chance on 7/6 at the GCL Nationals (2.0 IP).

PERSONAL

- 🔥 Participated in the Dodgers' Winter Development Program in January 2012.
- 🔥 Played shortstop and pitched at McMichael (NC) High School.

IN THE COMMUNITY

Allen was a part of local community outreach with the Sox Rookie Program in January 2013, including visiting the Jimmy Fund and Children's Hospital Boston.

ALLEN WEBSTER'S CAREER RECORD

YEAR	CLUB	W-L	ERA	G	GS	CG	SHO	SV	IP	H	R	ER	HR	HB	BB	SO	WP	BK
2008	GCL Dodgers 1-1	3.44	12	0	0	0	1	18.1	12	9	7	1	4	17	13	3	0	
2009	AZL Dodgers 2-1	2.08	12	8	0	0	0	47.2	35	19	11	0	5	14	56	4	0	
	Ogden 2-0	3.00	4	3	0	0	0	21.0	23	8	7	1	0	4	21	1	0	
2010	Great Lakes 12-9	2.88	26	23	0	0	0	131.1	119	55	42	6	10	53	114	5	1	
2011	Rancho Cucu. 5-2	2.33	9	9	0	0	0	54.0	46	18	14	2	4	21	62	1	1	
	Chattanooga 6-3	5.04	18	17	1	1	0	91.0	101	53	51	7	8	36	73	5	0	
2012	Chattanooga 6-8	3.55	27	22	0	0	0	121.2	120	63	48	1	17	57	117	10	1	
	Portland 0-1	8.00	2	2	0	0	0	9.0	13	8	8	1	2	4	12	1	0	
Minor League Totals 34-25		3.43	110	84	1	1	1	494.0	469	233	188	19	50	206	468	30	3	

2008 Signed by the Los Angeles Dodgers as an 18th-round selection in the June draft

2012 Acquired by the Boston Red Sox with 1B James Loney, INF Ivan De Jesus, and 2 players to be named later (RHP Rubby De La Rosa and 1B/OF Jerry Sands) in exchange for RHP Josh Beckett, LF Carl Crawford, 1B Adrian Gonzalez, INF Nick Punto, and cash considerations on 8/25

FULL NAME: William Alexander Wilson
BATS: Right **THROWS:** Right **HEIGHT:** 6-0 **WEIGHT:** 215
OPENING DAY AGE: 26
BORN: November 3, 1986 in Dhahran, Saudi Arabia
RESIDES: Hurricane, WV
MAJOR LEAGUE SERVICE: None
ACQUIRED: Selected in the **second round** of the June 2009 draft
SIGNED BY: Jim Robinson (Red Sox)
CONTRACT STATUS: Signed through 2013



CAREER HIGHLIGHTS

👉 In 5th pro season after being taken by the Red Sox in the 2nd round of the June 2009 draft...Added to BOS's 40-man roster on 11/20/12.

👉 Each of his 1st 68 career outings were starts but each of his last 37 have come in relief.

👉 Earned 2011 Red Sox Minor League Pitcher of the Year honors after topping full-season Red Sox minor leaguers with a 3.11 ERA (46 ER/133.0 IP) between Double-A Portland and Triple-A Pawtucket.

👉 Trying to become the 1st Saudi Arabian-born pitcher to make the major leagues and the 2nd player overall, joining Craig Stansberry (2007-09).

👉 Tabbed by *Baseball America* as having the best slider in the Red Sox system heading into the 2013 season, the 4th straight year he's earned the distinction.

2012: Spent entire season with Triple-A Pawtucket...Made 3 starts to begin the season and came out of the bullpen for his last 37 games, his 1st professional relief outings.

👉 Posted a 3.36 ERA (22 ER/59.0 IP) and recorded 62 strikeouts in relief...His 9.46 strikeout per 9.0 IP rate out of the bullpen ranked 3rd among International League relievers.

👉 Led the PawSox in outings and relief innings...Tied for the International League lead with 3 balks.

👉 Collected 1st save on 7/2 vs. Rochester.

👉 Struck out 5 in 4.2 perfect innings over 4 playoff games en route to Pawtucket winning the Governors' Cup championship...Tied for 1st among IL playoff leaders in appearances with teammate Jose De La Torre.

👉 Entered the season as the No. 11 prospect in the Red Sox system, No. 3 pitcher, according to *Baseball America*...Also chosen by the publication as having the system's best fastball and best slider.

2011: Named Red Sox Minor League Pitcher of the Year after combining for a 3.11 ERA (46 ER/133.0 IP) between Double-A Portland and Triple-A Pawtucket, the best mark among full-season Red Sox farmhands.

👉 Ranked 2nd among organizational leaders with 123 strikeouts and 10 wins, and was 3rd in innings.

👉 Began the season with Portland...At the time of his 8/16 promotion to Pawtucket, was 5th in the Eastern League with a 3.05 ERA (38 ER/112.0 IP) and tied for 5th with 9 wins...Was also leading the Sea Dogs with 99 K's.

👉 Had a 2.76 ERA (30 ER/98.0 IP) over his last 18 Double-A starts from 4/28-8/13.

👉 Named to the Eastern League All-Star Game...Was also tabbed Sea Dogs Pitcher of the Year via fan voting.

👉 Finished the year with the PawSox...Allowed 3 runs or less in all 4 starts for the club, striking out 24 batters in 21.0 innings in his Triple-A debut.

👉 Made 1 postseason appearance for Pawtucket, allowing 3 runs in 7.0 innings with 6 K's in a series-clinching loss vs. Lehigh Valley in Game 3 of the Governors' Cup semi-finals.

2010: Ranked among Red Sox minor leaguers in games started (1st, 27) and strikeouts (5th, 106) between High-A Salem and Double-A Portland in his 1st full season.

👉 Combined to go 6-6 with a 5.31 ERA (79 ER/134.0 IP) at the 2 stops.

👉 Began the season with Salem and posted a 3.40 ERA (21 ER/55.2 IP) with 50 strikeouts over 11 starts with the club, including 8 outings allowing 2 earned runs or less.

👉 Selected as a mid-season Carolina League All-Star but did not participate in the exhibition.

👉 Placed on DL on 6/5 and immediately sent to Portland upon 6/15 reinstatement for his 1st Double-A action.

👉 At time of promotion, was leading the CL in opponent batting AVG (.212) and ranked 5th in WHIP (1.04).

- Went 3-0 over 4 Eastern League starts from 7/7-22, posting a 2.66 ERA (7 ER/23.2 IP) in that time.
 - Recorded 8 strikeouts in back-to-back starts on 8/22 at New Hampshire and 9/1 vs. Binghamton.
 - Landed on the DL again from 8/2-10.
 - Following the season, was rated by *Baseball America* as having the best slider in the Red Sox farm system.
- 2009: Made his pro debut with Short-A Lowell, compiling a 0.50 ERA (2 ER/36.0 IP) over 13 starts, none longer than 3.0 innings.**
- Led all Short-A hurlers (min. 30.0 IP) in ERA...Limited foes to a .085 (10-for-118) AVG.
 - Fanned 7 in a scoreless 3.0-inning start in his only playoff appearance.
 - Following the season, ranked by *Baseball America* as the No. 9 prospect in the New York-Penn League and rated as having the best slider in BOS's farm system.

PERSONAL

- Married to Kristin.
- Went 6-6 with a 4.22 ERA (42 ER/89.2 IP) and 2 saves in 24 appearances (8 starts) as a junior for Texas A&M in 2009...Limited opponents to a .237 AVG (80-for-337) and fanned a team-high 120 batters to earn an All-Big 12 honorable mention after being redshirted in 2008.
- Pitched for Winthrop (SC) University in 2006 and 2007...Went 6-4 with a 2.51 ERA to earn a 1st-team All-Big South selection in 2007...Named Collegiate Baseball's National Freshman Pitcher of the Year in 2006 after going 13-3 with a 3.78 ERA.
- Pitched for Falmouth of the Cape Cod League in 2007 and 2008.
- Attended Hurricane (WV) High School, where he was a 4-year letter winner...Named West Virginia Gatorade Player of the Year as a senior in 2005.

IN THE COMMUNITY

Alex participated in the Jimmy Fund New Stars for Young Stars event in January 2012...Attended the 2012 Pawtucket Red Sox Hot Stove Party where he was available to fans for pictures and autographs.

ALEX WILSON'S CAREER RECORD

YEAR	CLUB	W-L	ERA	G	GS	CG	SHO	SV	IP	H	R	ER	HR	HB	BB	SO	WP	BK
2009	Lowell	0-1	0.50	13	13	0	0	0	36.0	10	3	2	0	0	7	33	0	0
2010	Salem	2-1	3.40	11	11	0	0	0	55.2	43	24	21	4	2	15	50	1	0
	Portland	4-5	6.66	16	16	0	0	0	78.1	95	59	58	15	2	34	56	3	0
2011	Portland	9-4	3.05	21	21	0	0	0	112.0	103	42	38	8	1	37	99	6	1
	Pawtucket	1-0	3.43	4	4	0	0	0	21.0	19	8	8	2	0	7	24	1	0
2012	Pawtucket	5-3	3.72	40	3	0	0	1	72.2	76	40	30	3	0	33	78	4	3
Minor League Totals		21-14	3.76	105	68	0	0	1	375.2	346	176	157	32	5	133	340	15	4

2009 Signed by the Boston Red Sox as a second-round selection (77th overall) in the June draft

FULL NAME: Steven Richard Wright
BATS: Right **THROWS:** Right **HEIGHT:** 6-1 **WEIGHT:** 218
OPENING DAY AGE: 28 (Turns 29 on August 30)
BORN: August 30, 1984 in Torrance, CA
RESIDES: Moreno Valley, CA
MAJOR LEAGUE SERVICE: None
ACQUIRED: From Cleveland in exchange for 1B/OF Lars Anderson on July 31, 2012
SIGNED BY: Don Lyle (Indians)
CONTRACT STATUS: Signed through 2013



CAREER HIGHLIGHTS

👉 Enters his 1st full season in the Red Sox organization...Spent the 1st 5 and a half years of his pro career in the Indians system after being selected by CLE in the 2nd round of the June 2006 draft.

👉 Converted to a knuckleball pitcher to begin the 2011 season.

👉 Participated in the 2013 Red Sox Rookie Program.

2012: Pitched for Double-A Portland and Triple-A Pawtucket after being acquired from the Indians on 7/31.

👉 Held opponents to 1 or fewer earned runs in 17 of his 25 starts between 2 organizations...Totaled a 10-7 record with a 2.54 ERA (40 ER/141.2 IP) and 119 strikeouts.

👉 Held opponents to a career-best .213 AVG (110-for-517)...Matched single-season career-highs in wins (also 2009) and strikeouts (also 2008).

👉 Started 20 games for CLE's Double-A Akron club before being acquired from CLE in exchange for 1B/OF Lars Anderson on 7/31...Made 1 start for Portland before an 8/8 promotion to Pawtucket for his final 4 starts of the year.

👉 Led all Double-A qualifiers in opponent AVG (.208) and finished 2nd in ERA (2.44) over 21 starts...Selected to the EL's mid-season All-Star team.

👉 His 2.44 ERA while with Akron (32 ER/115.2 IP) led Indians minor leaguers.

👉 Had a 19.2-inning scoreless streak from 4/25-5/11...Named EL Pitcher of the Week for 4/30-5/6, during which he tossed 15.1 innings between back-to-back scoreless starts on 4/30 (6.1 IP) and 5/6 (9.0 IP).

👉 Threw his 1st career complete-game 9.0-inning shutout at Bowie (BAL), allowing just 5 hits.

👉 Was on the DL with the PawSox from 8/14-23 due to right shoulder tightness.

👉 Made 1 playoff appearance for Pawtucket...Allowed 2 runs and fanned 5 for the win in a 7.0-inning start in Game 1 of the Governors' Cup vs. Charlotte on 9/11.

👉 During the off-season, posted a 2.48 ERA (8 ER/29.0 IP) in 5 starts for Escogido of the Dominican Winter League.

2011: Pitched at 4 different levels in his 1st season as a knuckleballer, combining to go 4-8 with a 4.58 ERA (68 ER/133.2 IP) in 25 outings (20 starts).

👉 Began the season in extended Spring Training...Joined Single-A Lake County on 4/21 and spent most of the season's 1st half with the Captains, where he posted a 3.13 ERA (16 ER/46.0 IP) in 9 starts.

👉 Did not allow an earned run in 3 straight starts for the Captains from 5/12-28, including back-to-back 6.0-inning scoreless outings on 5/12 at Dayton (3 H) and 5/18 vs. Fort Wayne (1 H).

👉 After an outing for Double-A Akron on 6/11, moved to High-A Kinston on 6/16.

👉 Closed out the year with 7 starts for the Aeros.

👉 Also made a relief appearance for Triple-A Columbus on 5/22.

2010: Made a career-high 48 appearances between CLE's Double-A Akron and Triple-A Columbus, pitching mostly in relief.

👉 Ranked 3rd among Indians minor leaguers in appearances...Made a career-low 2 starts.

👉 Allowed runs in 5 of 9 relief outings for the Clippers to begin the year.

👉 Transferred to Akron on 5/1 and remained with the Aeros for the duration of the season.

👉 Picked up the save in 5 of his 6 chances with Akron.

👉 Gave up 7 runs in 3.2 innings over his 1st 3 outings with the Aeros...Had a 3.54 ERA (24 ER/61.0 IP) and converted all 5 saves over the duration of the season.

2009: Went 10-0 with a 2.48 ERA (24 ER) in a season spent mostly in relief for the Indians' Double-A Akron club.

- ☛ Surrendered just 1 home run over 87.0 innings all year.
- ☛ Earned all 10 wins with Akron, including 9 in relief...Tied the 2nd-most wins without a loss among minor league pitchers.
- ☛ Ranked 2nd on Akron in wins and his 2.32 ERA (21 ER/81.1 IP) was 2nd on the club (min. 50.0 IP).
- ☛ Led the Aeros with a 1.61 ERA (11 ER/61.1 IP) in relief...Paced Eastern League relief qualifiers in fewest unintentional walks per 9.0 IP (1.9), fewest base runners per 9.0 IP (9.4), and fewest home runs per 9.0 IP (0.1).
- ☛ Went at least 2.0 innings in 23 of 31 relief outings.
- ☛ Made Triple-A debut with 2 outings (1 start) for Triple-A Columbus in late May.
- ☛ Totaled 18.0 scoreless innings with just 11 hits allowed over 9 appearances (1 start) from 6/5-7/5.
- ☛ Made 3 playoff appearances as the Aeros won the Eastern League Championship.

2008: Split season between High-A Kinston and Double-A Akron, making 14 starts for each club.

- ☛ Ranked 4th among full-season Indians minor leaguers in ERA (3.66)...Overall finished 2nd in the Indians system in innings (147.2) and was 4th in strikeouts (119).
- ☛ Began the year in Kinston and was named to Carolina League's mid-season All-Star team.
- ☛ Ranked among Carolina League qualifiers in WHIP (3rd, 1.05), opponent AVG (7th, .205), and ERA (8th, 2.99) at the time of his 6/16 promotion to Akron.
- ☛ Gave up 1 earned run or fewer in 9 of 14 starts for Kinston, including each of his 1st 3 contests through 4/17.
- ☛ Tossed his 1st career shutout, a 7-inning 2-hitter, on 5/29 vs. Frederick (BAL).
- ☛ Went 3-2 with a 3.16 ERA (18 ER/51.1 IP) over his last 9 starts of the season with Akron.

2007: Tallied 114 K's in 114.1 innings between Single-A Lake County and High-A Kinston in his 1st pro season.

- ☛ Ranked 4th in the Indians minor league system in strikeouts.
- ☛ Fanned 75 batters in 66.1 innings for the Captains, including a career-high 10 K's in a 4.0-inning start on 5/22 at Delmarva (BAL).

PERSONAL

- ☛ Married to Shannon...The couple has a daughter, Ella Grace.
- ☛ Lettered in baseball at the University of Hawaii in 3 seasons from 2004-06...Selected as Western Athletic Pitcher of the Year after going 11-2 with a 2.30 ERA and 123 strikeouts in 109.2 innings as a junior in 2006.
- ☛ As a junior, earned All-American honors by the National Baseball Foundation, *Baseball America* (2nd team), and *Collegiate Baseball* (3rd team).
- ☛ Graduated from Valley View (CA) High School in 2003.

IN THE COMMUNITY

Steven visited the Jimmy Fund and Children's Hospital Boston during the Red Sox Rookie Program in January 2013.

STEVEN WRIGHT'S CAREER RECORD

YEAR	CLUB	W-L	ERA	G	GS	CG	SHO	SV	IP	H	R	ER	HR	HB	BB	SO	WP	BK
2007	Lake County	4-7	4.61	14	14	0	0	0	66.1	61	37	34	9	5	15	75	2	2
	Kinston	3-2	7.13	13	13	0	0	0	48.0	64	47	38	3	3	22	39	2	0
2008	Kinston	2-4	2.99	14	14	1	1	0	72.1	59	30	24	6	6	17	61	1	0
	Akron	4-3	4.30	14	14	0	0	0	75.1	80	38	36	14	8	17	58	1	0
2009	Columbus	0-0	4.76	2	1	0	0	0	5.2	5	3	3	0	1	0	4	0	0
	Akron	10-0	2.32	36	5	0	0	2	81.1	72	24	21	1	2	20	64	0	0
2010	Columbus	0-1	7.59	9	0	0	0	0	10.2	13	9	9	2	0	5	10	0	0
	Akron	2-2	4.31	39	2	0	0	5	64.2	73	33	31	4	3	21	48	2	1
2011	Lake County	1-2	3.13	9	9	0	0	0	46.0	48	30	16	3	3	24	33	5	0
	Columbus	0-0	6.75	1	0	0	0	0	2.2	5	2	2	0	0	0	2	1	0
2011	Akron	2-4	5.98	8	7	0	0	0	46.2	47	32	31	8	5	28	35	14	0
	Kinston	1-2	4.46	7	4	0	0	0	38.1	47	28	19	7	1	16	27	7	0
2012	Akron	9-6	2.49	20	20	1	1	0	115.2	86	44	32	8	5	62	101	9	0
	Portland	1-0	1.50	1	1	0	0	0	6.0	5	1	1	0	1	2	2	0	0
	Pawtucket	0-1	3.15	4	4	0	0	0	20.0	19	10	7	1	2	5	16	1	0
Minor League Totals		39-34	3.91	191	108	2	2	7	699.2	684	368	304	66	45	254	575	45	3

2003 Selected by the San Diego Padres in the 26th round of the June draft (did not sign)

2006 Signed by the Cleveland Indians as a second-round selection in the June draft

2012 Acquired by the Boston Red Sox in exchange for 1B/OF Lars Anderson on 7/31

COACHING STAFF: John Farrell (53), Manager; Brian Butterfield (13), Third Base Coach; Greg Colbrunn (28), Hitting Coach; Arnie Beyeler (43), First Base Coach; Juan Nieves (47), Pitching Coach; Victor Rodriguez (57), Assistant Hitting Coach; Dana Levangie, Bullpen Coach (58)

40-Man Roster

No.	PITCHERS (20)	B	T	Ht.	Wt.	Born	Birthplace	2012 Club	WL	ERA	G	GS	CG	SV	IP	H	R	ER	BB	SO	
90	Alcives, Alfredo	R	R	6-2	200	12/8/82	San Luis Rio Colorado, MX	Boston	2-10	5.36	69	0	0	25	84.0	80	51	50	31	75	
91	Bailey, Andrew	R	R	6-3	240	5/31/84	Voornhees, NJ	Portland(AAA)	0-0	9.00	1	0	0	0	1.0	3	1	0	0	4	
								Boston	0-0	9.00	3	0	0	0	3.1	1	0	0	0	4	
51	Bard, Daniel	R	R	6-4	215	6/25/85	Houston, TX	Pawtucket(AAA)	3-2	7.03	31	1	0	9	15.1	21	12	12	8	14	
32	Breslow, Craig	L	L	6-1	181	8/8/80	New Haven, CT	Boston	5-6	6.22	17	10	0	0	32.0	31	29	25	29	32	
66	Britton, Drake	L	L	6-2	215	5/22/89	Waco, TX	ARIZONA	2-0	2.70	40	0	0	0	43.1	38	15	13	13	41	
								BOSTON	1-0	2.70	23	0	0	0	20.0	14	7	6	9	19	
111	Buchholz, Clay	L	R	6-3	190	8/14/84	Nederland, TX	Salem (A)	3-5	5.80	10	8	0	0	45.0	42	35	29	19	42	
								Portland(AA)	4-7	3.72	16	16	0	0	84.2	86	41	35	38	76	
								Boston	11-8	4.56	29	29	2	0	189.1	187	104	96	64	129	
62	De La Rosa, Rubby	R	R	6-1	205	3/4/89	Santo, Domingo DR	Rancho Cucamonga (A)	0-0	0.00	3	2	0	0	9.0	4	0	0	3	9	
								Chattanooga (AA)	0-0	27.00	2	0	0	0	1.0	3	3	0	0	0	
								LOS ANGELES (NL)	0-0	27.00	1	0	0	0	0.2	0	2	2	0	0	
46	Dempster, Ryan	R	R	6-2	215	5/31/77	Sechelst, BC, Canada	CHICAGO (NL)	5-5	2.25	16	16	0	0	104.0	81	28	26	27	83	
								TEXAS	7-3	5.09	12	12	0	0	69.0	74	43	39	25	70	
222	Doubtront, Felix	L	L	6-2	225	10/23/87	Carabobo, VZ	Boston	11-10	4.86	29	29	0	0	161.0	162	95	87	71	167	
52	Hanrahan, Joel	R	R	6-4	250	10/6/81	Des Moines, IA	PITTSBURGH	5-2	2.72	63	0	0	40	59.2	40	18	18	36	67	
41	Lackey, John	R	R	6-6	235	10/23/78	Ablene, TX	'11 Pawtucket (AAA)	0-0	1.59	1	0	0	0	5.2	3	1	0	0	4	
								Boston	12-12	6.41	28	28	0	0	200.0	203	119	114	56	108	
31	Lester, Jon	L	L	6-4	240	11/7/84	Tacoma, WA	'11 Boston	9-14	4.82	33	33	3	0	160.0	216	117	110	68	166	
30	Miller, Andrew	L	L	6-7	210	5/21/85	Gainesville, FL	Greenville (A)	0-0	0.00	12	1	0	0	2.0	2	0	0	0	0	
								Pawtucket (AAA)	0-0	3.35	5	0	0	0	40.0	28	15	15	20	51	
								Boston	3-2	3.35	12	9	0	0	12.0	4	7	7	10	23	
56	Morales, Franklin	L	L	6-1	210	12/4/86	San Juan de los Morros, VZ	Boston	3-4	3.77	37	9	0	0	76.1	64	38	32	30	76	
59	Morensen, Clayton	R	R	6-4	185	4/10/85	Rexburg, ID	Portland (AA)	0-0	18.00	1	0	0	0	1.0	3	2	1	0	0	
								Pawtucket (AAA)	5-3	1.91	24	0	0	0	37.2	21	11	8	15	36	
								Boston	1-1	3.21	26	0	0	0	42.0	32	15	15	19	22	
36	Tazawa, Junichi	R	R	5-11	200	6/6/86	Yokohama, Japan	Pawtucket (AAA)	3-2	2.55	25	0	0	4	42.1	34	18	12	17	56	
								Boston	1-1	1.43	37	0	0	0	44.0	37	7	5	45	45	
19	Uehara, Koji	R	R	6-2	195	4/31/75	Osaka, Japan	Round Rock (AAA)	0-0	0.00	3	0	0	0	30.0	3	0	0	0	4	
								TEXAS	0-0	1.75	37	0	0	0	36.0	20	7	3	43	43	
64	Webster, Allen	R	R	6-2	190	2/10/90	Madison, NC	Chattanooga (AA)	6-8	3.55	27	22	0	0	121.2	120	63	48	57	117	
63	Wilson, Alex	R	R	6-0	215	11/3/86	Dhahran, Saudi Arabia	Portland (AA)	0-1	8.00	2	0	0	0	9.0	13	8	8	4	12	
67	Wright, Steven	R	R	6-1	218	8/30/84	Irvine, CA	Pawtucket (AAA)	5-3	3.72	40	3	0	0	77.2	76	40	30	33	78	
								Akron (AA)	1-0	1.50	1	0	0	0	6.0	5	1	1	2	2	
								Portland (AA)	0-1	1.50	1	0	0	0	6.0	5	1	1	2	2	
								Pawtucket (AAA)	0-1	3.15	4	4	0	0	20.0	19	10	7	5	16	
No.	CATCHERS (5)	B	T	Ht.	Wt.	Born	Birthplace	2012 Club	AVG	G	AB	R	H	2B	3B	HR	RBI	BB	SO	SB	
38	Carp, Mike	L	R	6-2	210	6/30/86	Long Beach, CA	High Desert (A)	.667	2	9	2	6	1	0	1	4	2	0	1	
								Tacoma (AAA)	.273	35	139	13	31	8	0	2	17	12	31	1	
								SEATTLE	.213	59	164	17	35	6	0	5	20	21	46	1	
61	Butler, Daniel	R	R	5-10	210	10/17/86	Phoenix, AZ	Portland (AA)	.251	73	247	29	62	14	2	6	26	31	42	0	
								Pawtucket (AAA)	.233	22	73	8	17	5	0	3	11	9	20	0	
20	Lavarney, Ryan	R	R	6-4	240	8/7/87	Woodland Hills, CA	Pawtucket (AAA)	.295	83	319	52	34	22	0	8	43	40	62	1	
								Boston	.324	69	173	18	45	8	0	2	12	11	41	0	
3	Ross, David	R	R	6-2	230	3/19/77	Bainbridge, GA	ATLANTA	.157	46	153	11	24	8	0	0	9	23	18	60	
39	Salazar, Jarrod	S	R	6-4	235	5/2/85	West Palm Beach, FL	Boston	.256	62	176	18	45	7	0	0	9	23	18	60	
70	Vazquez, Christian	R	R	5-9	195	8/21/90	Bayamon, Puerto Rico	Boston	.222	121	405	55	90	17	1	25	59	38	139	0	
								Salem (A)	.266	81	293	43	78	17	0	7	41	40	70	2	
								Portland (AA)	.205	20	73	11	15	4	0	0	5	8	9	0	
No.	INFELDERS (10)	B	T	Ht.	Wt.	Born	Birthplace	2012 Club	AVG	G	AB	R	H	2B	3B	HR	RBI	BB	SO	SB	
38	Carp, Mike	L	R	6-2	210	6/30/86	Long Beach, CA	High Desert (A)	.667	2	9	2	6	1	0	1	4	2	0	1	
								Tacoma (AAA)	.223	35	139	13	31	8	0	2	17	12	31	1	
								SEATTLE	.213	59	164	17	35	6	0	5	20	21	46	1	
23	Ciriaco, Pedro	R	R	6-0	180	9/27/85	San Pedro de Macoris, DR	Pawtucket (AAA)	.301	64	276	41	83	13	2	4	21	6	49	14	
								Boston	.293	76	259	33	76	15	2	2	19	8	47	16	
7	Drew, Stephen	L	R	6-0	190	3/16/83	Hahira, GA	Mobile (AA)	.200	2	5	0	1	0	0	0	4	1	0	0	
								Reno (AAA)	.250	9	36	6	9	1	0	2	5	4	6	0	
								ARIZONA	.193	40	135	21	38	8	1	2	12	19	35	0	
								OAKLAND	.250	39	152	21	36	5	0	2	16	18	41	0	
50	Gomez, Mauro	R	R	6-2	230	9/7/84	Bani, DR	Pawtucket (AAA)	.310	100	387	65	120	34	0	2	24	34	35	88	1
								Boston	.275	37	102	14	28	5	2	17	8	26	0	0	
26	Holt, Brock	L	R	5-10	180	6/11/88	Stephenville, TX	Altoona (AA)	.322	102	382	52	123	24	6	2	43	40	51	11	
								Indianapolis (AAA)	.432	24	95	13	41	7	0	1	7	9	9	5	

2013 RED SOX ROSTER

10	Iglesias, Jose	R	R	5-11	185	1/5/90	Havana, CU	PITTSBURGH	292	24	65	6	19	2	1	0	3	4	14	0		
								Lowell (AA)	375	28	88	46	94	9	1	0	1	23	27	46	1	
								Pawtucket (AAA)	266	85	353	46	94	8	2	0	1	23	27	46	1	
16	Middlebrooks, Will	R	R	6-3	220	9/9/88	Greenville, TX	Boston	118	25	68	5	8	2	0	1	2	4	16	1	1	
								Pawtucket (AAA)	333	24	93	18	31	3	1	9	27	7	18	3	3	
								TEXAS	288	75	267	34	77	14	0	15	54	13	70	4	4	
12	Napoli, Mike	R	R	6-0	220	10/31/81	Hollywood, FL	Boston	277	108	352	53	80	9	2	24	56	56	125	1	1	
14	Ortiz, David	L	R	6-4	220	11/18/75	Santo Domingo, DR	Boston	318	90	324	65	103	26	0	23	60	56	51	0	0	
15	Pedroia, Dustin	R	R	5-8	165	8/17/83	Woodland, CA	Boston	290	141	563	81	163	39	3	15	65	48	60	20	2	
No. 2012 Club	OUTFIELDERS (6)	B	T	Ht.	Wt.	Born	Birthplace	Avg	G	AB	R	H	2B	3B	HR	RBI	BB	SO	SB			
	Elsbury, Jacoby	L	L	6-1	195	9/17/83	Madras, OR	Portland (AA)	222	2	9	1	2	1	0	0	0	0	1	0	0	
								Pawtucket (AAA)	222	8	1	1	0	0	0	0	0	0	1	0	0	
								Boston	125	74	303	43	82	18	0	26	19	43	14	3		
5	Gomes, Jonny	R	R	6-1	230	11/27/80	Pejaluma, CA	OAKLAND	271	69	312	39	80	13	0	18	46	54	70	1	1	
68	Hassan, Alex	R	R	6-3	220	4/17/88	Quincy, MA	Pawtucket (AAA)	256	94	312	39	80	13	0	7	46	55	70	1	1	
55	Kalish, Ryan (DL)	L	L	6-0	213	3/28/88	Shrewsbury, NJ	Salem (A)	333	3	12	3	4	0	0	1	1	0	3	1	0	
								Portland (AA)	222	3	9	0	2	1	0	0	4	1	0	4	1	0
								Pawtucket (AAA)	261	27	111	18	29	5	0	4	14	13	30	7	0	
								Boston	229	36	96	12	22	3	0	0	5	6	26	3	0	
29	Nava, Daniel	S	L	5-11	200	2/22/83	Redwood City, CA	Pawtucket (AAA)	313	29	99	20	31	7	1	4	18	16	15	1	1	
								Boston	243	88	267	38	65	21	0	6	33	37	63	3	3	
18	Victorino, Shane	S	R	5-9	190	11/30/80	Wailuku, HI	PHILADELPHIA	261	101	387	46	101	17	5	9	40	35	49	24	2	
								LOS ANGELES (NL)	245	53	208	26	51	12	2	15	18	31	15	3	15	
Non-Roster Invitees																						
No. 2012 Club	PITCHERS (7)	B	T	Ht.	Wt.	Born	Birthplace	Avg	G	GS	CG	SV	IP	H	R	ER	BB	SO				
54	Beato, Pedro	R	R	6-6	230	10/27/86	Santo Domingo, DR	Buffalo (AAA)	4-4	4.14	24	1	0	0	37.0	32	21	17	11	27	1	
								Pawtucket (AAA)	0-0	10.00	4	0	0	1	5.0	1	1	0	4	7	0	
								NEW YORK (NL)	0-0	10.00	4	0	0	1	5.0	1	1	0	4	7	0	
								OAKLAND	0-0	0.08	2	0	0	0	4.0	5	5	0	2	4	5	
37	Carpenter, Chris	R	R	6-4	220	12/26/85	Bryan, OH	Greenville (A)	0-0	4.50	2	1	0	0	20	2	1	1	4	4	4	
								Portland (AA)	0-0	4.50	2	1	0	0	20	2	1	1	4	4	4	
								Pawtucket (AAA)	1-0	1.15	16	1	0	0	4	15.2	7	2	0	8	17	
								Boston	0-0	4.50	2	1	0	0	20	1	1	1	1	1	1	
77	Carter, Anthony	L	R	6-4	218	4/4/86	Decatur, GA	Charlotte (AAA)	4-6	4.60	39	1	0	0	62.2	31	39	32	22	54	2	
78	De La Torre, Jose	R	R	5-10	185	10/17/85	San Juan, PR	Akron (AA)	7-1	2.80	27	0	0	3	45.0	33	16	14	19	42	1	
								Pawtucket (AAA)	1-0	3.38	17	0	0	0	10.2	9	4	4	2	16	1	
								Columbus (AAA)	1-0	3.38	17	0	0	0	10.2	9	4	4	2	16	1	
79	Doyle, Terry	R	R	6-4	250	11/28/85	Concord, MA	Charlotte (AAA)	5-3	2.85	17	0	0	3	18.1	53	25	25	18	7	0	
								OAKLAND	0-4	6.43	15	4	0	0	21.1	26	18	15	10	10	1	
83	Hernandez, Chris	L	L	6-2	195	12/14/88	Miami, FL	Portland (AA)	4-8	3.13	18	0	0	0	103.2	102	46	36	36	60	0	
								Pawtucket (AAA)	1-4	3.59	8	7	0	0	42.2	40	18	17	17	30	0	
60	Villarreal, Oscar	L	R	6-0	180	11/22/81	Nuevo Leon, MX	Norfolk (AAA)	3-4	2.88	37	2	0	0	68.2	62	30	22	27	49	0	
No. INFELDERS (7)	B	T	Ht.	Wt.	Born	Birthplace	Avg	G	AB	R	H	2B	3B	HR	RBI	BB	SO	SB				
72	Bogaerts, Xander	R	R	6-3	185	10/17/92	San Nicolas, Aruba	Salem (A)	302	104	384	59	116	27	3	15	64	43	85	4	4	
								Portland (AA)	326	23	92	12	30	10	0	5	17	1	21	1	1	
								New Hampshire (AA)	179	39	145	18	26	2	0	1	9	13	28	6	1	
76	Diaz, Jonathan	R	R	5-9	165	4/10/85	Miami Beach, FL	Las Vegas (AAA)	240	95	312	58	75	11	2	3	31	62	56	12	1	
								Baltimore, MD	231	90	303	43	70	12	0	15	51	51	84	1	1	
81	Hamilton, Mark	L	L	6-4	220	7/29/84	Baltimore, MD	Toledo (AAA)	300	131	416	72	143	14	5	1	38	54	65	22	2	
84	Henry, Justin	L	R	6-2	190	4/30/85	Houston, TX	Gwinnett (AAA)	200	138	419	72	143	14	5	1	38	54	65	22	2	
44	Sutton, Drew	S	R	6-3	200	6/30/83	El Dorado, AR	Indianapolis (AAA)	1048	131	17	3	1	0	2	0	15	20	27	7	0	
								PITTSBURGH	243	24	74	10	18	8	1	7	4	26	0	0	0	
								TAMPA BAY	271	18	48	2	13	4	0	6	2	16	0	0	0	
82	Marrero, Devin	R	R	6-1	194	8/25/90	Miami, FL	Lowell (AA)	268	64	246	45	66	14	3	2	34	48	24	0	0	
35	Overbay, Lyle	L	L	6-2	215	1/28/77	Centralia, WA	Gwinnett (AAA)	273	7	22	3	6	3	0	0	3	6	6	0	0	
								Atlanta	100	20	20	1	2	1	0	0	0	1	8	0	0	
								ARIZONA	292	45	96	11	28	9	0	2	10	12	26	0	0	
No. 2012 Club	OUTFIELDERS (5)	B	T	Ht.	Wt.	Born	Birthplace	Avg	G	AB	R	H	2B	3B	HR	RBI	BB	SO	SB			
74	Bradley, Jr., Jackie	L	R	5-10	195	4/19/90	Richmond, VA	Salem (A)	359	67	234	53	84	26	2	3	34	52	40	16	1	
								Portland (AA)	271	61	229	37	62	16	2	6	29	35	49	8	0	
80	Hazelbaker, Jeremy	L	R	6-3	200	8/14/87	Selma, IN	Portland (AA)	267	7	30	2	8	3	0	0	3	0	8	3	0	
								Pawtucket (AAA)	267	7	30	2	8	3	0	0	3	0	8	3	0	
75	Linares, Juan Carlos	R	R	5-11	190	9/7/84	Havana, Cuba	Portland (AA)	333	58	210	34	70	17	1	8	33	22	30	0	0	
								Pawtucket (AAA)	297	2	202	24	60	11	1	8	29	27	36	0	0	
48	Maier, Mitch	L	R	6-3	209	6/30/82	Petroskey, MI	Omaha (AAA)	288	38	132	25	38	4	1	4	17	21	31	2	2	
								KANSAS CITY	172	32	64	8	11	1	1	2	7	8	24	2	2	
25	Sweeney, Ryan	L	L	6-4	225	2/20/85	Cedar Rapids, IA	Portland (AA)	143	2	7	0	1	0	0	0	0	0	0	0	0	
								Boston	260	63	204	22	53	19	2	0	16	12	43	0	0	

2013 BOSTON RED SOX ROSTER

NUMERICAL

2-Jacoby Ellsbury, OF
 3-David Ross, C
 5-Jonny Gomes, OF
 7-Stephen Drew, SS
 10-Jose Iglesias, SS
 11-Clay Buchholz, RHP
 12-Mike Napoli, 1B
 13-Brian Butterfield, Third Base Coach
 15-Dustin Pedroia, 2B
 16-Will Middlebrooks, 3B
 17-Torey Lovullo, Bench Coach
 18-Shane Victorino, OF
 19-Koji Uehara, RHP
 20-Ryan Lavarnway, C
 22-Felix Doubront, LHP
 23-Pedro Ciriaco, INF
 25-Ryan Sweeney, OF*
 26-Brock Holt, INF
 28-Greg Colbrunn, Hitting Coach
 29-Daniel Nava, OF
 30-Andrew Miller, LHP
 31-Jon Lester, LHP
 32-Craig Breslow, LHP
 34-David Ortiz, 1B/DH
 35-Lyle Overbay, 1B*
 36-Junichi Tazawa, RHP
 37-Chris Carpenter, RHP*
 38-Mike Carp, 1B/OF
 39-Jarrold Saltalamacchia, C
 40-Andrew Bailey, RHP
 41-John Lackey, RHP
 43-Arnie Beyeler, First Base Coach
 44-Drew Sutton, INF*
 46-Ryan Dempster, RHP
 47-Juan Nieves, Pitching Coach
 48-Mitch Maier, OF*
 50-Mauro Gomez, 1B
 51-Daniel Bard, RHP
 52-Joel Hanrahan, RHP
 53-John Farrell, Manager
 54-Pedro Beato, RHP*
 55-Ryan Kalish, OF
 56-Franklin Morales, LHP
 57-Victor Rodriguez, Asst. Hitting Coach
 58-Dana Levangie, Bullpen Coach
 59-Clayton Mortensen, RHP
 60-Oscar Villarreal, RHP*
 61-Dan Butler, C
 62-Rubby De La Rosa, RHP
 63-Alex Wilson, RHP
 64-Allen Webster, RHP
 66-Drake Britton, LHP
 67-Steven Wright, RHP
 68-Alex Hassan, OF
 70-Christian Vazquez, C
 71-Mark Hamilton, INF/OF*
 72-Xander Bogaerts, SS*
 74-Jackie Bradley, Jr., OF*
 75-Juan Carlos Linares, OF*
 76-Jonathan Diaz, INF*
 77-Anthony Carter, RHP*
 78-Jose De La Torre, RHP*
 79-Terry Doyle, RHP*
 80-Jeremy Hazelbaker, OF*
 81-Justin Henry, INF/OF*
 82-Deven Marrero, SS*
 83-Chris Hernandez, LHP*
 91-Alfredo Aceves, RHP

ALPHABETICAL

91-Alfredo Aceves, RHP
 40-Andrew Bailey, RHP
 51-Daniel Bard, RHP*
 54-Pedro Beato, RHP*
 43-Arnie Beyeler, First Base Coach
 72-Xander Bogaerts, SS*
 74-Jackie Bradley, Jr., OF*
 32-Craig Breslow, LHP
 66-Drake Britton, LHP
 11-Clay Buchholz, RHP
 61-Dan Butler, C
 13-Brian Butterfield, Third Base Coach
 38-Mike Carp, 1B/OF
 37-Chris Carpenter, RHP*
 77-Anthony Carter, RHP*
 23-Pedro Ciriaco, INF
 28-Greg Colbrunn, Hitting Coach
 62-Rubby De La Rosa, RHP
 78-Jose De La Torre, RHP*
 46-Ryan Dempster, RHP
 76-Jonathan Diaz, INF*
 22-Felix Doubront, LHP
 79-Terry Doyle, RHP*
 7-Stephen Drew, SS
 2-Jacoby Ellsbury, OF
 53-John Farrell, Manager
 5-Jonny Gomes, OF
 50-Mauro Gomez, 1B
 71-Mark Hamilton, INF/OF*
 52-Joel Hanrahan, RHP
 68-Alex Hassan, OF
 80-Jeremy Hazelbaker, OF*
 81-Justin Henry, INF/OF*
 83-Chris Hernandez, LHP*
 26-Brock Holt, INF
 10-Jose Iglesias, SS
 55-Ryan Kalish, OF
 41-John Lackey, RHP
 20-Ryan Lavarnway, C
 31-Jon Lester, LHP
 58-Dana Levangie, Bullpen Coach
 75-Juan Carlos Linares, OF*
 17-Torey Lovullo, Bench Coach
 48-Mitch Maier, OF*
 82-Deven Marrero, SS*
 16-Will Middlebrooks, 3B
 30-Andrew Miller, LHP
 56-Franklin Morales, LHP
 59-Clayton Mortensen, RHP
 12-Mike Napoli, 1B
 29-Daniel Nava, OF
 47-Juan Nieves, Pitching Coach
 34-David Ortiz, 1B/DH
 35-Lyle Overbay, 1B*
 15-Dustin Pedroia, 2B
 57-Victor Rodriguez, Asst. Hitting Coach
 3-David Ross, C
 39-Jarrold Saltalamacchia, C
 44-Drew Sutton, INF*
 25-Ryan Sweeney, OF*
 36-Junichi Tazawa, RHP
 19-Koji Uehara, RHP
 70-Christian Vazquez, C
 18-Shane Victorino, OF
 60-Oscar Villarreal, RHP*
 64-Allen Webster, RHP
 63-Alex Wilson, RHP
 67-Steven Wright, RHP

*Non-Roster Invitee

**Roster as of February 20, 2013



2012 IN REVIEW

2012 SEASON RECAP & HIGHLIGHTS

THE 2012 RECORD: The Red Sox completed the regular season at 69-93 (.426), the 3rd-worst record in the AL and tied for 24th in the majors...It was Boston's lowest winning percentage in 47 campaigns since the team went 62-100 (.383) in 1965...Boston had not lost 90 games in a season since 1966 (72-90, .444), which was the longest active stretch in the majors without a 90-loss season (now St. Louis, who last lost 90+ in 1990).

🔴 The team clinched its 1st losing record since 1997 (78-84, .481) with its 82nd loss on 9/19...Boston's 14-year streak of over-.500 campaigns from 1998-2011 was the 2nd-longest string of consecutive winning seasons in club history behind a 16-year run from 1967-82...The Yankees are the only other club that posted a winning mark in all 14 years from 1998-2011...It was just the Red Sox 7th losing campaign since 1967, the fewest among non-expansion clubs in that time (Arizona has 6 losing seasons since its debut season in 1998).

🔴 Boston won 21 fewer games this year than in 2011 (90-72), the largest drop in wins for the Red Sox from 1 non-strike season to the next since the 1947 club went 83-71 (.539) after going 104-50 (.675) in 1946...The club followed its last 90-loss season in 1966 with an AL-best 92-70 mark (.568) in 1967, reaching the World Series.

🔴 The Sox finished 5th in the AL East, 4.0 games behind Toronto for 4th place and 26.0 games behind division-leading New York, the club's largest divisional deficit since the end of the 1966 season (also 26.0 games)...Boston had not finished last in a division since 1992 when it went 73-89 (.451) in the 7-team AL East.

🔴 Boston has now missed the playoffs in 3 straight years for the 1st time since 2000-02 and has finished in 3rd place or lower in 3 consecutive seasons for the 1st time since 1992-94...The Sox have nevertheless reached the postseason in 6 of 10 years since 2003, tied with St. Louis for 2nd-most in that span behind only the Yankees (9).

THE BREAKDOWN: Boston dropped 5 of 6 games on a road trip to begin its 112th AL campaign for an ML-worst 1-5 mark through 4/12...They took 3 in a row to open their home slate before losing 5 straight, culminating with a 15-9 loss to the Yankees on 4/21, a game the Sox led 9-0 after 5 frames...Boston then won a season-high 6 consecutive games from 4/23-28 to reach .500 (10-10) for the 1st time, before going 2-9 from 4/29-5/10.

🔴 The Red Sox followed that stretch with victories in 16 of their next 22 games, the majors' best record from 5/11-6/2 (.727)...Boston went on to go 26-15 (.634) from 5/11-6/24, matching the most wins in the majors in that span, including a 9-2 run to end the stretch...Boston improved to 25-24 on 5/29, moving above .500 for the 1st time all year and marking the deepest the club had gone into a season without a winning mark since 1996 (66-65 on 8/25)...The Sox were a season-high 5 games over .500 for a 3rd and final time on 7/1 (42-37).

🔴 The Red Sox had winning records in May (15-14) and June (15-12) but combined to go an AL-worst 28-56 (.333) the rest of the way...The Sox were 43-43 at the All-Star break and hovered around .500 for much of July...They would not surpass the .500 mark again after falling to 53-53 on 8/2.

🔴 Boston won just 16 of its last 58 contests beginning 8/1 for a major league-low .276 win percentage in that time, including a 7-26 mark (.212) beginning 8/28...The club closed out the year with 1 win in its last 13 contests, with a season-long 8-game losing streak to end the year that dropped them to a season-low 24 games under .500...It was the Sox longest season-ending slide since a 9-game drought to close out the 1951 campaign.

FENWAY 100: The Red Sox celebrated the 100th Anniversary of Fenway Park with events, tributes and memorable moments all year...A free open house on 4/19 was attended by 54,000 fans, perhaps the highest-attended event in Fenway history...The next day, over 200 Red Sox alumni returned exactly a century after the 1st Red Sox game at Fenway for a tilt against the Yankees, the same club they faced on that date in 1912...The last 2 home dates featured members of the 2004 Championship squad and the All-Time Fenway Park team, respectively.



Jason Varitek, Johnny Pesky, David Ortiz, Tim Wakefield, and Bobby Doerr celebrate the 100th Anniversary of Fenway Park

THE STANDINGS: 2012 was the 11th time that the Sox finished in 5th place in the league (1901-68) or division (since 1969) in club history...It was the team's 12th-ever last-place finish, their 1st in the current 5-team divisional format (since 1994), and marked Boston's worst finish in the AL East since they ended 1993 5th in the 7-team division...The club did not spend a day with a share of 1st place for the 1st time since 1996.

📌 Boston was tied for 4th or in 5th place in the AL East through 4/15 and then remained in 5th place all but 1 day (T-4th on 5/21) through the end of May...The Sox took sole possession of 4th place for the 1st time on 6/2 and on 6/27 earned a share of 3rd place for the 1st time...The club spent 1 day with sole possession of 3rd, their best place in the standings all season, on 7/1...They did not rank above 4th place after 7/20 and were alone in 4th every day from 7/30-9/6...The club spent the last 5 days of the season in last place.

📌 In all, the Sox spent 89 days with at least a share of 4th place, 84 days in 5th place and 9 days in 3rd place.

RED SOX REMEMBER: Red Sox Hall of Famer Johnny Pesky, who spent 61 years with the club, including the last 44, passed away on 8/13 at the age of 93...Signed in 1940, he spent 73 years in pro baseball and is the only player to lead a league in hits in his 1st 3 ML seasons...He played 8 years in Boston and later served the club in the roles of coach, manager, broadcaster, instructor and ambassador...His uniform No. 6 was retired by the team on 9/28/08.

📌 The Red Sox also lost Public Address Announcer Carl Beane on 5/9...Beane, 59, had been the "Voice of Fenway Park" since the start of the 2003 season.

RECENT SUCCESS: Despite a 69-win season in 2012, the Sox are 534-438 (.549) over the last 6 years since the start of 2007, 4th-best in the majors behind the Yankees (573-399, .590), Phillies (554-418, .570) and Angels (546-426, .562)...The club is 908-712 (.560) since 2003, trailing only the Yankees (967-653, .597) in that time.

TOP WINNING PERCENTAGES IN THE MAJOR LEAGUES, 2003-12

PCT	W-L	Team	Postseason Appearances
.597	967-653	New York Yankees	8
.560	908-712	Boston Red Sox	6
.555	899-721	Los Angeles Angels	5
.555	899-721	Philadelphia Phillies	5
.551	892-727	St. Louis Cardinals	6

AT FENWAY PARK: The Red Sox went 34-47 (.420) in Boston, 29th in home win pct. out of the 30 ML teams, ahead of only Minnesota (31-50, .383)...It was the club's worst home record since 1965 (also 34-47) and represented 11 fewer wins at home than 2011 (45-36)...Boston had not compiled a losing home record since 1997 (39-42, .481), and the 14-season streak of winning records at home from 1998-2011 was the 2nd longest in club history after 19 in a row from 1934-52...Overall Boston won 10 home series and lost 16 with no splits.

📌 Boston won its 1st 3 home games for the 1st time since 2001 (4-0) but went 4-11 to start its home slate, the club's worst mark through its 1st 15 home games since 1932 (2-13)...The Sox won 7 of their 1st 14 home sets through June, including all 3 of the year's winning homestands in that time...Boston had a 5-1 homestand from 5/10-15 and took all 3 sets in a 9-game stand from 6/19-27 (7-2)...From 5/10-6/27, the club went 17-11 (.607) in Boston, the AL's 3rd-best win percentage at home, to even the club's overall home mark at 21-21.

📌 The Sox lost 9 of 12 series at Fenway after that point, dropping 7 of their last 8 and each of their last 4 sets on Yawkey Way...Beginning 6/28, Boston was an AL-worst 13-26 (.333) at home, losing its last 6 stands of 2012.

ON THE ROAD: The Red Sox went 35-46 (.432) away from Fenway Park, tied for 9th among AL clubs...It was the club's worst road record since the 1992 team went 29-52 (.358).

📌 Boston lost 5 of 6 games on its season-opening road trip but posted a season-best 6-1 mark on the club's next trip from 4/23-29...The club opened that trek with its only road sweep of the season in 3 games at Minnesota...The Sox won or split 6 of their 1st 9 jaunts through July and topped the AL with a 25-18 road record (.581) from 4/23-7/29...At the conclusion of that stretch, Boston ranked 5th in the AL in away games overall at 26-23 (.531).

📌 The club took just 1 of 10 remaining road series beginning in August, going 9-23 (.281) away from Fenway over the rest of the season, the AL's 2nd-worst road mark...The Sox were 1-8 in a 9-game road trip through LAA, OAK and SEA from 8/28-9/5, the club's worst mark on a trip of at least 9 games since a 1-8 trek in September 1989...The Sox dropped 8 straight road tilts from 8/19-9/3 and 9/19-10/3.

BATTING: The Sox led the majors in doubles (339) for a 3rd straight year, their major league-record 17th consecutive season with at least 300 2-baggers since 1996...Boston ranked among the AL's top 5 clubs in extra-base hits (3rd, 520), runs (5th, 734) and total bases (5th, 2,325) while coming in 6th in AVG (.260) and OPS (.730)...The team had its fewest homers (165) since 1993 (114) and its lowest OBP (.315) since 1968 (.313)...Boston ranked 2nd in the AL with 55 sac flies and tied for 5th with 34 sac hits, the club's most since 2000 (40).

📌 When David Ortiz went on the DL retro to 7/17, Boston was leading the majors with 326 extra-base hits and was tied for the ML lead with 450 runs (also Texas)...The club went from averaging 5.00 runs per game (90 G) prior to the injury to 3.93 (279 R/71 G), 11th-best in the AL, and an ML-low 155 walks after that point.



Jarrod Saltalamacchia led the Sox in home runs (25)

⚡ The Red Sox ranked 2nd in the AL with 15 games scoring at least 10 runs, with 12 of those in the 1st half...The club was also held to 3 runs or less 79 times, their 2nd-most such games in a season since 1969 (88 in 1992)...Boston scored no more than 3 runs on 50 occasions in its last 85 contests and 23 times over its last 32 games.

⚡ The Sox paced the majors for the 6th straight season and the 9th time in the last 10 years with 211 doubles at home, and topped the AL with 308 home extra-base hits, 2nd in the majors behind Colorado (312)...Boston was 2nd in the AL in AVG (.279), runs (419), hits (788) and total bases (1,281) at home...Scott Podsednik's .375 clip (33-for-88) at Fenway was the best single-season mark at the park over the last 13 years (min. 95 PA).

⚡ The club hit just .242 with an AL-low 315 runs scored and 199 walks on the road...Its average of 3.89 runs per game on the road was its worst since 1993 (3.62).

⚡ With the bases loaded, the Sox slugged an ML-high .549 and ranked 2nd in the AL with a .343 AVG...It was the Red Sox best bases-loaded AVG since 1991 (.354) and their best bases-loaded SLG since 1995 (.555)...The Sox batters were .271 with RISP, 5th-best in the AL, led by Adrian Gonzalez's AL-high .398 mark.

⚡ Jarrod Saltalamacchia topped the Sox with 25 homers and Adrian Gonzalez drove in a team-high 86 runs...Both marked the fewest to lead the team in a non-strike season since 1992 (Tom Brunansky, 15 HR, 74 RBI).

⚡ The Sox went 26-25 (.510) when the opposing starter was a lefty, including 20-10 in their 1st 30 such contests...Boston finished with a .271 AVG off southpaws, 3rd-best in the AL, and was 2nd in the circuit with 226 RBI vs. LHP...Cody Ross placed among AL leaders in SLG (3rd, .636), OPS (4th, 1.010) and HR (T-5th, 12) vs. LHP.

⚡ The team received an AL-best 65 extra-base hits from catchers, tied for 2nd in the majors (Philadelphia, 70)...Boston catchers tallied 28 homers from behind the plate, 2nd in the AL to Chicago (33)...Jarrod Saltalamacchia hit a team-high 25 shots (1 as PH, 1 as DH), 1 shy of Carlton Fisk's club record by a catcher (26 in 1973, 1977).

⚡ Boston topped Interleague leaders with 280 total bases and 64 extra-base hits, and also paced the AL in SLG (.458)...The club's 95 runs scored over 18 Interleague games ranked 3rd in the Majors.

PITCHING: Sox hurlers combined on a 4.70 ERA, 3rd-worst in the AL and 27th in the ML, but boasted a 4.36 FIP...Boston's pitching was 3rd in the circuit in ground balls (2,040) and GB/FB ratio (1.38)...It ranked 3rd in the majors in opponent GIDP (139), 2nd-most by a Red Sox team since 1998 (148 in 2006)...Clay Buchholz and Jon Lester tied for 2nd in the majors with 27 each, the 1st Sox pair to have at least 27 each since 1992 (Frank Viola, 29; Roger Clemens, 28)...The team also was 6th among AL clubs with 7.33 strikeouts per 9.0 innings (1,176 K/1,443.0 IP).

⚡ Sox relievers went 21-21 with 35 saves and a 3.83 ERA...They topped the AL with 306 runners inherited and stranded 214 of those (69.9%)...The bullpen tied for the AL lead with 22 blown saves and ranked last in the AL with a 61.4% conversion rate (57 SVO)...Sox pitchers notched 358 scoreless relief outings, 5th-most in the AL.

⚡ Jon Lester tied his career high with a team-high 33 starts (also 2008), 1 shy of the major league lead...Clay Buchholz and Felix Doubront ranked 2nd on the club with a career-high 29 games started...Those 3 pitchers became



Felix Doubront started a career-high 29 games

the 1st trio of Red Sox under the age of 29 to each tally at least 29 starts in a season since 1965, when Bill Monbouquette (35), Dave Morehead (33) and Jim Lonborg (31) turned the trick.

🔴 Starters were 48-72 with a club record-high 5.19 ERA, surpassing the previous mark of 5.16 ERA in 1932...It ranked 12th among AL clubs...The only 2 shutouts recorded by Sox starters in 2012 came in June, with Clay Buchholz blanking the O's on 4 hits on 6/7 and Aaron Cook tossing a 2-hit gem on 81 pitches on 6/29 at SEA.

🔴 The Sox used 26 different pitchers, 2 shy of the team record (28 in 2006)...20 different pitchers earned at least 1 win for the Red Sox in 2012, matching the club record (also 2006) and tied with Toronto for the most in the AL...The Sox had an ML-leading 13 different relievers earn a win, the most in team history since at least 1915.

🔴 The Sox bullpen's 2.37 May ERA, 2nd in the AL to TB (2.01), was the top mark by Sox relievers in a full month since July 2007 (2.10) and the club's best relief ERA in May since 1993 (2.06)...Scott Atchison led the majors with 17.0 scoreless IP in May, the most frames by a Sox in a scoreless month since August 1980 (Bob Stanley, 23.1 IP).

🔴 Vicente Padilla picked up a hold in each of 10 straight outings from 5/11-6/2...It matched the longest consecutive holds streak in major league history, joining Tyler Clippard (5/31-6/22/11) and Joe Borowski (7/16-8/6/05).



Among AL Qualifiers, Dustin Pedroia had the highest fielding pct. at 2nd base (.992)

FIELDING: The club ranked 8th in the AL in fielding pct. (.983)...After posting the AL's 5th-best mark through 8/14 (.985), they committed an American League-high 36 errors the rest of the way.

🔴 The Red Sox had an ML-high 17 players appear in the infield (1B, 2B, SS, 3B), 1 shy of the club record (2000, 2009)...9 Red Sox appeared at 1st base, matching the team record (also 2010), and the club led the AL with both a .998 fielding pct. (1st in ML) and a .913 zone rating from 1st basemen.

🔴 Dustin Pedroia led AL qualifiers with a .992 fielding pct. at 2nd base (5 E/625 TC) and was 2nd among that group in zone rating (.834)...He went a single-season career-high 65 consecutive errorless games from 4/21-7/22...It was the longest streak by a Sox 2nd baseman in a season since Bobby Doerr in 1948 (73 G, 6/23-9/19).

ROSTER RECORD: The Sox had 56 players appear in a game in 2012, a new club record (prev. 55 in 1996)...No other team used more than 54 players all year and no AL club has used as many as 56 men in a season since the 2004 Royals (58)...They matched a club record with 143 different batting lineups, excluding pitchers (also 2010).

🔴 Boston matched a club record with 16 different players appearing in a game in the outfield, including a club-record 11 center fielders and 11 right fielders (tied for the 3rd time, 1st since 1996)...Over the last 15 seasons, the 2007 Athletics are the only other AL club to use as many center fielders in a season (12).

INJURY ROCKED: The Red Sox had 27 different players on the DL this season for 34 separate stints, both of which were the most by a Sox team since at least 1971 and, according to STATS, the most by any team since at least 1987...Boston players lost a total of 1,495 games missed on the DL and 1,729 days missed on the DL.

9-PLAYER TRADE: On 8/25, Boston completed a 9-player trade with the Dodgers...It was the 4th time the Red Sox have made a trade involving as many as 9 players and matched the 2nd-largest trade in club history.

RED SOX TRADES INVOLVING AT LEAST 9 PLAYERS (BY DATE)

9 PLAYERS, 8/25/2012 with LAD: Josh Beckett, Carl Crawford, Adrian Gonzalez, Nick Punto and cash considerations for James Loney, Ivan DeJesus, Allen Webster and 2 PTBNL (RHP Rubby De La Rosa and 1B/OF Jerry Sands)

10 PLAYERS, 10/11/1971: Jim Lonborg, Ken Brett, Billy Conigliaro, Joe Lahoud, George Scott and Don Pavletich to Milwaukee for Marty Pattin, Lew Krausse, Tommy Harper and Pat Skrabale

9 PLAYERS, 11/8/1955: Karl Olson, Dick Brodowski, Tex Clevenger, Neil Chrisley and Al Curtis to Washington for Mickey Vernon, Bob Porterfield, Johnny Schmitz and Tom Umphlett

9 PLAYERS, 6/3/1952: Walt Dropo, Fred Hatfield, Don Lenhardt, Johnny Pesky and Bill Wight to Detroit for Hoot Evers, George Kell, Johnny Lipon and Dizzy Trout

ON THE BASES: The Sox ranked 10th in the AL with 97 stolen bases in 128 tries for a 75.8 % success rate... From 5/9-9/16, the team led the majors with an 85.9 stolen base percentage (79 SB/92 SBA)...Boston was successful in 17 consecutive attempts from 8/29-9/17 (8th inn.), the club's longest single-season streak since a 22-SB run from 4/20-5/9/08...They stole 50 bases over their last 55 games, 3rd-most in the AL beginning 8/4.

🔥 With Dustin Pedroia (20), Pedro Ciriaco (16), Mike Aviles (14) and Jacoby Ellsbury (14), the club had 4 players with at least 14 SB for the 1st time since 1914...Ciriaco tied for 7th in the AL with 16 thefts after his 7/7 call-up and was successful in his 1st 15 attempts...In the live-ball era (since 1920), the only other Red Sox who was successful in at least as many attempts to begin his 1st season with the club was Julio Lugo (1st 20 SBA in 2007).

CENTRAL SUCCESS: Boston was 24-16 (.600) against the AL Central, the 3rd-best win pct. against that division among AL clubs...Boston averaged an AL-best 5.70 runs per game (228 R/40 G) against the AL Central...The only team in 2012 with a higher R/G average against a division in its league was Texas vs. the AL East (5.85).

ALL-STAR: David Ortiz was Boston's sole representative on the 2012 AL All-Star Team, elected to start at DH for an ML-record 4th time after leading fan balloting with 4,986,979 votes at the position...He went 1-for-2 with a single in the 7/10 exhibition in KC...It was his 8th All-Star campaign in the last 9 seasons since 2004 (all but 2009) and his 6th career nod as a starter...It was his 5th selection as DH overall (also 2005, 2008, 2010-11).

PAPI'S IMPACT: David Ortiz was placed on the DL on 7/18 (retro to 7/17) due to a right Achilles strain and played just 1 more game on the year...At the time of his 1st DL stint, Ortiz was pacing AL qualifiers with a 1.024 OPS and was tied for the ML lead with 65 runs...The Sox went 46-44 when Ortiz played and 23-49 otherwise.



David Ortiz hit his 400th home run on July 4 in Oakland

RED SOX RANKINGS PRIOR TO AND BEGINNING ON JULY 17

STAT (ML RANK)	W-L RECORD	RUNS	R/G	OBP	OPS	XBH
4/5-7/16 (90 G)	.511, 46-44 (T-17th)	450 (T-1st)	5.00 (2nd)	.330 (6th)	.771 (4th)	325 (1st)
7/17-10/3 (72 G)	.319, 23-49 (28th)	284 (23rd)	3.94 (22nd)	.296 (28th)	.677 (24th)	195 (20th)

🔥 Ortiz knocked his 400th career homer on 7/4 at OAK, becoming the 49th hitter all-time to reach 400...He notched at least a hit and a walk in his last 10 games from 7/3-16 prior to the injury...It set a club record for consecutive games with both a walk and a hit and matched the longest such streak in the live-ball era (since 1920).

WILL POWER: Will Middlebrooks was selected for his major league debut on 5/2 and hit .288 with 14 doubles, 15 homers and 54 RBI in 75 games before suffering a season-ending right wrist fracture on 8/10...His 15 homers were the most by a Red Sox in a rookie season since 1999 (Brian Daubach, 21; Trot Nixon, 15)...He became the 1st AL player with 15 homers and 54 RBI in his 1st 75 games over the last 15 seasons from 1998-2012...In that span, the only major leaguers to do it were Albert Pujols (20 HR, 64 RBI) and Ryan Braun (23 HR, 61 RBI).

LEFTY LEDGER: Jon Lester's 5th and final strikeout on 9/11 vs. NYY was the 1,044th of his career, passing Bruce Hurst (1,043) for the most ever by a Red Sox left-hander...With 166 K's on the year, he recorded his 5th

straight season fanning at least 150 to pass Bruce Hurst (4, 1985-88) for the longest such streak by a Sox left-hander...Lester finished the year with 1,060 career K's, 7th on the club's all-time list with Luis Tiant next (1,075).

YOUTH K'S: Felix Doubront, 24, finished his 1st full ML season with an average of 9.34 K's per 9.0 IP (167 K's/161.0 IP)...It was the best-ever strikeout rate by a Red Sox pitcher under 25 years old in a season with at least 140.0 innings...Since 1976, the only other AL lefty 24 or younger with a K-rate as high as Doubront's in a season with at least 160.0 innings was TB's Scott Kazmir in 2007 (10.41)...Doubront tallied his top career single-game strikeout totals in his final 2 games, 9/23 vs. BAL (11) and 9/29 at BAL (10)...He was the 1st Red Sox age 24 or younger to record back-to-back double-digit strikeout games since Roger Clemens in 1986 (8/25, 8/30).

1,000 & 100: Dustin Pedroia knocked his 1,000th career hit on 9/3 at SEA and notched his 100th career stolen base on 9/26 vs. TB to become the 1st Red Sox ever to reach 1,000 hits and 100 stolen bases within his 1st 7 Major League campaigns...The only other AL 2nd basemen to reach those marks in their 1st 7 seasons are Del Pratt (1912-18), Chuck Knoblauch (1991-97) and Ray Durham (1995-2001)...Pedroia became the youngest Red Sox player to record 1,000 hits and 100 stolen bases since Harry Hooper did it in his age 28 season in 1916.

ATTENDANCE: The Red Sox sold out all 81 home games in 2012, finishing the season with an annual home attendance of 3,043,003...It is the 5th time in club history that the Sox have reached the 3-million fan mark, all since 2008...Boston has welcomed at least 2 million fans to Fenway Park in each of the last 18 years since 1995.

🔥 For the 9th year in a row, the Red Sox played to capacity crowds at every home game, running their ML record-streak to 793 consecutive games dating back to 5/15/03...The streak reached 745 games on 6/10, passing the NBA's Portland Trailblazers as the longest recorded sellout streak in U.S. professional sports history.

LONGEST RECORDED REGULAR SEASON SELLOUT STREAKS IN U.S. SPORTS

No.	Team (League)	Years
793	Boston Red Sox (MLB)	2003-Present
744	Portland Trailblazers (NBA)	1977-95
567	Boston Celtics (NBA)	1980-95
515	Chicago Bulls (NBA)	1987-2000

🔥 Boston's total attendance for 81 road dates was 2,514,090, 2nd in the AL behind the Yankees (2,766,502).



2012 STATISTICAL SUMMARY

2012 BATTING STATISTICS

PLAYER	AVG	G	AB	R	H	2B	3B	HR	RBI	SH	SF	HP	BB	SO	SB	CS	E	SLG	OBP
*Anderson,L	.125	6	8	1	1	0	0	0	0	0	0	0	0	0	0	0	0	.125	.125
Aviles,M	.250	136	512	57	128	28	0	13	60	3	6	2	23	77	14	6	15	.381	.282
Bard,D	.000	17	2	0	0	0	0	0	0	0	0	0	0	1	0	0	0	.000	.000
Beckett,J	.200	21	5	0	1	0	0	0	0	0	0	0	0	0	0	0	0	.200	.200
Buchholz,C	.000	29	2	0	0	0	0	0	0	1	0	0	0	1	0	0	3	.000	.000
Byrd,M	.270	34	100	9	27	2	0	1	7	1	2	1	2	21	0	2	2	.320	.286
Ciriaco,P	.293	76	259	33	76	15	2	2	19	5	0	0	8	47	16	3	9	.390	.315
Crawford,C	.282	31	117	23	33	10	2	3	19	1	2	2	3	22	5	0	1	.479	.306
*De Jesus,I	.000	8	8	0	0	0	0	0	0	0	0	0	0	6	0	0	1	.000	.000
Doubront,F	.000	29	1	0	0	0	0	0	0	1	0	0	0	0	0	0	1	.000	.000
Ellsbury,J	.271	74	303	43	82	18	0	4	26	0	1	0	19	43	14	3	3	.370	.313
*Gomez,M	.275	37	102	14	28	5	2	2	17	0	1	0	8	26	0	0	5	.422	.324
Gonzalez,A	.300	123	484	63	145	37	0	15	86	0	7	5	31	81	0	0	4	.469	.343
*Iglesias,J	.118	25	68	5	8	2	0	1	2	2	0	3	4	16	1	0	2	.191	.200
Kalish,R	.229	36	96	12	22	3	0	0	5	0	1	0	6	26	3	2	4	.260	.272
*Lavarnway,R	.157	46	153	11	24	8	0	2	12	0	2	0	11	41	0	0	2	.248	.211
Lester,J	.000	33	5	0	0	0	0	0	0	1	0	0	0	3	0	0	2	.000	.000
Lillibridge,B	.195	102	190	25	37	6	0	3	10	1	3	4	11	71	13	2	8	.274	.250
BOS	.125	10	16	0	2	0	0	0	0	0	0	0	0	5	0	0	0	.125	.125
*Lin,C	.250	9	12	1	3	0	0	0	0	0	0	0	0	0	0	0	0	.250	.250
Loney,J	.230	30	100	5	23	2	0	2	8	0	1	0	5	12	0	0	0	.310	.264
Matsuzaka,D	.000	11	2	0	0	0	0	0	0	0	0	0	0	1	0	0	0	.000	.000
McDonald,D	.205	42	88	17	18	7	0	2	9	2	1	0	12	19	1	1	2	.352	.297
BOS	.214	38	84	17	18	7	0	2	9	2	1	0	12	17	1	1	1	.369	.309
*Middlebrooks,W	.288	75	267	34	77	14	0	15	54	0	3	3	13	70	4	1	9	.509	.325
Morales,F	.500	37	2	0	1	0	0	0	0	0	0	0	0	1	0	0	1	.500	.500
Mortensen,C	.000	26	1	0	0	0	0	0	0	0	0	0	0	1	0	0	0	.000	.000
Nava,D	.243	88	267	38	65	21	0	6	33	2	2	9	37	63	3	0	2	.390	.352
RIGHT	.185	81	15	3	0	3	0	3	10	2	1	0	11	22				.333	.280
LEFT	.269	186	50	18	0	3	23	0	1	9	26	41						.414	.383
Ortiz,D	.318	90	324	65	103	26	0	23	60	0	3	0	56	51	0	0	0	.611	.415
Padilla,V	.000	56	1	0	0	0	0	0	0	0	0	0	0	0	0	1	0	.000	.000
Pedroia,D	.290	141	563	81	163	39	3	15	65	1	6	5	48	60	20	6	5	.449	.347
Podsednik,S	.302	63	199	19	60	7	0	1	12	8	2	1	6	35	8	2	1	.352	.322
Punto,N	.200	65	125	14	25	6	0	1	10	2	2	0	19	33	5	0	2	.272	.301
RIGHT	.111	18	2	1	0	0	0	0	0	0	0	0	3	4				.167	.238
LEFT	.215	107	23	5	0	1	10	2	2	2	0	16	29					.290	.312
Quiroz,G	.000	2	2	0	0	0	0	0	0	0	0	0	0	1	0	0	0	.000	.000
Repko,J	.091	5	11	0	1	0	0	0	0	0	0	0	0	0	0	0	0	.091	.091
Ross,C	.267	130	476	70	127	34	1	22	81	1	6	3	42	129	2	3	1	.481	.326
Saltalamacchia,J	.222	121	405	55	90	17	1	25	59	0	4	1	38	139	0	1	7	.454	.288
RIGHT	.170	53	9	3	0	1	6	0	1	0	3	22						.283	.211
LEFT	.230	352	81	14	1	24	53	0	3	1	35	117						.480	.299
Shoppach,K	.250	48	140	16	35	12	2	5	17	2	0	5	11	62	1	0	4	.471	.327
*Spears,N	.000	4	4	0	0	0	0	0	0	0	0	0	0	3	0	0	0	.000	.000
Sweeney,R	.260	63	204	22	53	19	2	0	16	1	1	1	12	43	0	0	2	.373	.303
Valencia,D	.188	44	154	14	29	6	1	3	21	0	4	0	3	38	0	1	4	.299	.199
BOS	.143	10	28	1	4	0	0	1	4	0	1	0	0	6	0	0	0	.250	.138
Youkilis,K	.235	122	438	72	103	15	2	19	60	0	3	17	51	108	0	0	9	.409	.336
BOS	.233	42	146	25	34	7	1	4	14	0	1	4	14	39	0	0	3	.377	.315
BOSTON	.260	162	5604	734	1459	339	16	165	695	34	55	45	428	1176	97	31	101	.415	.315
OPPONENTS	.262	162	5521	806	1449	292	27	190	773	27	64	66	529	1176	127	31	88	.428	.331

2012 PITCHING STATISTICS

PLAYER	W-L	ERA	G	GS	CG	SHO	SV	IP	H	R	ER	HR	HB	BB	SO	WP	BK	AVG.
Aceves,A	2-10	5.36	69	0	0	0	25	84.0	80	51	50	11	6	31	75	3	1	.254
Albers,M	2-0	2.29	40	0	0	0	0	39.1	30	14	10	6	1	15	25	0	0	.216
Atchison,S	2-1	1.58	42	0	0	0	0	51.1	42	10	9	2	0	9	36	2	0	.223
Bailey,A	1-1	7.04	19	0	0	0	6	15.1	21	12	12	2	0	8	14	0	1	.318
Bard,D	5-6	6.22	17	10	0	0	0	59.1	60	42	41	9	8	43	38	1	2	.271
Beato,P	1-0	4.70	4	0	0	0	0	7.2	6	4	4	0	1	3	7	0	0	.222
Beckett,J	5-11	5.23	21	21	0	0	0	127.1	131	75	74	16	5	38	94	4	0	.266
Bowden,M	0-0	3.00	2	0	0	0	0	3.0	2	1	1	1	0	1	3	0	0	.200
Breslow,C	1-0	2.70	23	0	0	0	0	20.0	14	7	6	0	1	9	19	1	0	.206
Buchholz,C	11-8	4.56	29	29	2	1	0	189.1	187	104	96	25	12	64	129	2	2	.263
*Carpenter,C	1-0	9.00	8	0	0	0	0	6.0	7	6	6	1	0	10	2	2	0	.318
Cook,A	4-11	5.65	18	18	1	1	0	94.0	117	68	59	15	1	21	20	2	0	.304
Doubront,F	11-10	4.86	29	29	0	0	0	161.0	162	95	87	24	5	71	167	5	0	.259
Germano,J	0-0	0.00	1	0	0	0	0	5.2	5	0	0	0	0	2	7	1	0	.227
Hill,R	1-0	1.83	25	0	0	0	0	19.2	17	4	4	0	0	11	21	0	0	.236
Lester,J	9-14	4.82	33	33	3	0	0	205.1	216	117	110	25	4	68	166	6	0	.273
Matsuzaka,D	1-7	8.28	11	11	0	0	0	45.2	58	43	42	11	3	20	41	3	0	.307
McDonald,D	0-1	27.00	1	0	0	0	0	1.02	3	3	1	0	0	2	0	0	0	.500
Melancon,M	0-2	6.20	41	0	0	0	1	45.0	45	31	31	8	3	12	41	2	0	.256
Miller,A	3-2	3.35	53	0	0	0	0	40.1	28	15	15	3	2	20	51	1	0	.194
Morales,F	3-4	3.77	37	9	0	0	1	76.1	64	38	32	11	6	30	76	3	5	.224
Mortensen,C	1-1	3.21	26	0	0	0	0	42.0	32	15	15	7	1	19	41	3	0	.212
Padilla,V	4-1	4.50	56	0	0	0	1	50.0	59	26	25	7	3	15	51	0	0	.298
Stewart,Z	1-4	8.58	20	3	0	0	0	35.2	58	40	34	14	1	4	19	0	1	.360
BOS	0-2	22.24	2	2	0	0	0	5.2	17	14	14	4	1	0	3	0	0	.515
*Tazawa,J	1-1	1.43	37	0	0	0	1	44.0	37	7	7	1	2	5	45	0	0	.227
*Thomas,J	0-0	8.22	11	0	0	0	0	7.2	12	7	7	1	1	3	7	1	0	.375
BOS	0-0	7.71	7	0	0	0	0	4.2	10	4	4	0	1	2	4	0	0	.476
BOSTON	69-93	4.70	162	162	6	4	35	1443.0	1449	806	754	190	66	529	1176	42	11	.262
OPPONENTS	93-69	4.22	162	162	5	7	50	1452.0	1459	734	681	165	45	428	1197	40	5	.260

*Rookie

2012 STATISTICAL SUMMARY, CONTINUED

2012 FIELDING STATISTICS

PLAYER	POS.	PCT.	G	GS	PO	A	E	TC	DP	TP
Anderson, L	OF	---	4	1	0	0	0	0	0	0
	1B	---	2	0	0	0	0	0	0	0
Aviles, M	2B	1.000	2	1	1	3	0	4	0	0
	3B	1.000	1	1	0	3	0	3	0	0
	SS	.975	128	123	207	369	15	591	89	0
Byrd, M	OF	.973	34	27	70	1	2	73	0	0
Ciriaco, P	2B	1.000	16	11	13	29	0	42	1	0
	3B	.930	35	35	28	79	8	115	9	0
	SS	.980	12	11	15	35	1	51	9	0
	OF	1.000	7	2	7	0	0	7	0	0
Crawford, C	OF	.977	30	30	42	0	1	43	0	0
*De Jesus, I	2B	.750	5	1	2	1	1	4	1	0
	3B	.000	1	0	0	0	0	0	0	0
	SS	1.000	1	0	1	1	0	2	1	0
Ellsbury, J	OF	.982	73	71	164	2	3	169	1	0
*Gomez, M	1B	.992	16	13	112	14	1	127	13	0
	3B	.778	9	6	7	7	4	18	0	0
Gonzalez, A	1B	.998	115	103	949	104	2	1055	100	0
*Iglesias, J	SS	.980	24	23	27	71	2	100	16	0
Kalish, R	OF	.939	32	25	62	0	4	66	0	0
*Lavarnway, R	C	.990	28	25	183	11	2	196	0	0
Lillibridge, B	1B	1.000	2	1	8	1	0	9	0	0
	OF	1.000	7	3	7	0	0	7	0	0
*Lin, C	OF	1.000	9	3	6	0	0	6	0	0
Loney, J	1B	1.000	28	26	212	19	0	231	21	0
McDonald, D	OF	.983	31	22	57	2	1	60	0	0
*Middlebrooks, W	3B	.949	72	69	32	134	9	175	13	0
Nava, D	OF	.983	79	68	111	5	2	118	0	0
Ortiz, D	1B	1.000	7	7	54	2	0	56	4	0
Pedroia, D	2B	.992	139	139	228	392	5	625	100	0
Podsednik, S	OF	.989	57	50	88	3	1	92	0	0
Punto, N	1B	1.000	5	0	4	1	0	5	0	0
	2B	.980	15	10	21	28	1	50	7	0
	3B	.982	26	15	11	45	1	57	6	0
	SS	1.000	6	5	8	19	0	27	1	0
Quiroz, G	C	1.000	1	0	1	1	0	2	0	0
Repko, J	OF	1.000	4	4	12	0	0	12	0	0
Ross, C	OF	.995	116	112	198	9	1	208	2	0
Saltalamacchia, J	1B	1.000	1	0	1	0	0	1	0	0
	C	.991	104	95	715	41	7	763	3	0
Shoppach, K	C	.987	46	42	294	18	4	316	0	0
*Spears, N	2B	1.000	1	0	0	1	0	1	0	0
	3B	1.000	1	0	1	1	0	2	0	0
	OF	.000	2	0	0	0	0	0	0	0
	OF	.905	18	18	18	1	2	21	1	0
Sweeney, R	OF	.983	61	50	111	3	2	116	2	0
Valencia, D	3B	.965	44	40	26	83	4	113	9	0
	3B	1.000	10	7	5	10	0	15	0	0
Youkilis, K	1B	1.000	13	12	81	9	0	90	12	0
	3B	.960	33	29	20	52	3	75	3	0
PITCHER	POS.	PCT.	G	GS	PO	A	E	TC	DP	TP
Aceves, A	P	.913	69	0	9	12	2	23	1	0
Albers, M	P	1.000	40	0	1	7	0	8	1	0
Atchison, S	P	1.000	42	0	8	10	0	18	0	0
Bailey, A	P	1.000	19	0	0	1	0	1	0	0
Bard, D	P	1.000	17	10	4	8	0	12	3	0
Beato, P	P	.000	4	0	0	0	0	0	0	0
Beckett, J	P	1.000	21	21	8	13	0	21	2	0
Bowden, M	P	.000	2	0	0	0	0	0	0	0
Breslow, C	P	1.000	23	0	1	1	0	2	0	0
Buchholz, C	P	.935	29	29	29	14	3	46	2	0
*Carpenter, C	P	1.000	8	0	0	1	0	1	0	0
Cook, A	P	.861	18	18	15	16	5	36	1	0
Doubront, F	P	.960	29	29	7	17	1	25	2	0
Germano, J	P	1.000	1	0	0	1	0	1	0	0
Hill, R	P	1.000	25	0	4	4	0	8	1	0
Lester, J	P	.946	33	33	14	21	2	37	3	0
Matsuzaka, D	P	1.000	11	11	6	2	0	8	0	0
McDonald, D	P	.000	1	0	0	0	0	0	0	0
Melancon, M	P	1.000	41	0	5	8	0	13	0	0
Miller, A	P	.750	53	0	1	2	1	4	0	0
Morales, F	P	.917	37	9	5	6	1	12	0	0
Mortensen, C	P	1.000	26	0	5	8	0	13	0	0
Padilla, V	P	.875	56	0	4	3	1	8	0	0
Stewart, Z	P	.800	20	3	2	2	1	5	0	0
BOS	P	1.000	2	2	2	1	0	3	0	0
*Tazawa, J	P	1.000	37	0	2	4	0	6	0	0
*Thomas, J	P	.000	11	0	0	0	0	0	0	0
BOS	P	.000	7	0	0	0	0	0	0	0

*Rookie

2012 IN REVIEW

2012 STATISTICAL SUMMARY, CONTINUED

2012 BATTING PROFILE

	AVG	G	AB	R	H	2B	3B	HR	RBI	SH	SF	HP	BB	SO	SB	CS	E	SLG	OBP
TOTAL:	.260	162	5604	734	1459	339	16	165	695	34	55	45	428	1197	97	31	84	.415	.315
vs. LHP	.271		1677	235	454	89	5	60	226	12	13	8	126	345	29	12		.437	.322
vs. RHP	.256		3927	499	1005	250	11	105	469	22	42	37	302	852	68	19		.405	.312
	AVG	G	AB	R	H	2B	3B	HR	RBI	SH	SF	HP	BB	SO	SB	CS	E	SLG	OBP
HOME	.279	81	2828	419	788	211	9	88	399	17	26	23	229	592	43	14	38	.453	.335
ROAD	.242	81	2776	315	671	128	7	77	296	17	29	22	199	605	54	17	46	.376	.295
	AVG	G	AB	R	H	2B	3B	HR	RBI	SH	SF	HP	BB	SO	SB	CS	E	SLG	OBP
DAY	.268	46	1624	229	436	113	4	49	218	7	15	14	127	332	32	6	21	.433	.324
NIGHT	.257	116	3980	505	1023	226	12	116	477	27	40	31	301	865	65	25	63	.407	.311
	AVG	G	AB	R	H	2B	3B	HR	RBI	SH	SF	HP	BB	SO	SB	CS	E	SLG	OBP
GRASS	.263	144	5000	662	1317	311	14	151	629	30	50	38	367	1051	84	27	72	.422	.316
TURF	.235	18	604	72	142	28	2	14	66	4	5	7	61	146	13	4	12	.358	.310
	AVG	G	AB	R	H	2B	3B	HR	RBI	SH	SF	HP	BB	SO	SB	CS	E	SLG	OBP
RUNNERS ON	.267	162	2320	644	620	148	7	75	605	34	55	20	227	482	97	31		.434	.331
NONE ON	.255	162	3284	90	839	191	9	90	90	0	0	25	201	715	0	0		.401	.303
RISP	.271	162	1338	552	363	77	4	45	513	19	55	13	152	279	28	3		.436	.339
RISP/2 OUTS	.236	159	640	211	151	38	1	17	195	0	0	5	78	136	18	0		.378	.324
	AVG	G	AB	R	H	2B	3B	HR	RBI	SH	SF	HP	BB	SO	SB	CS	E	SLG	OBP
INNINGS 1-6	.265	162	3769	529	1000	230	9	123	499	17	38	32	275	736	59	20		.429	.318
INNINGS 7+	.250	161	1835	205	459	109	7	42	196	17	17	13	153	461	38	11		.386	.310
	AVG	G	AB	R	H	2B	3B	HR	RBI	SH	SF	HP	BB	SO	SB	CS	E	SLG	OBP
DH	.278	153	571	87	159	36	3	23	74	1	4	1	74	125	3	5		.473	.360
	AVG	G	AB	R	H	2B	3B	HR	RBI	SH	SF	HP	BB	SO	SB	CS	E	SLG	OBP
vs. AL	.260	144	4993	639	1296	302	15	139	602	26	47	38	382	1064	89	29		.410	.314
vs. NL	.267	18	611	95	163	37	1	26	93	8	8	7	46	133	8	2		.458	.321
	AVG	G	AB	R	H	2B	3B	HR	RBI	SH	SF	HP	BB	SO	SB	CS	E	SLG	OBP
ATLANTA	.283	3	99	18	28	8	1	4	18	0	1	2	8	18	0	0	0	.505	.345
BALTIMORE	.248	18	661	68	164	41	2	11	61	7	12	1	48	135	3	9	6	.366	.295
CHICAGO (AL)	.263	8	278	45	73	10	1	11	45	0	0	2	16	55	5	0	3	.424	.307
CHICAGO (NL)	.252	3	103	11	26	5	0	2	11	1	1	1	11	19	6	2	3	.359	.328
CLEVELAND	.282	8	273	48	77	27	0	7	47	1	3	8	23	58	7	0	3	.458	.352
DETROIT	.291	10	340	52	99	21	3	10	49	3	2	3	22	88	5	1	5	.459	.338
MIAMI	.297	6	202	41	60	12	0	9	40	4	5	4	13	37	1	0	2	.490	.344
KANSAS CITY	.328	7	259	44	85	18	1	9	40	3	1	1	23	50	6	4	6	.510	.384
LA (AL)	.283	6	223	29	63	11	0	6	25	0	3	1	13	45	8	2	4	.413	.321
MINNESOTA	.300	7	253	39	76	15	1	10	39	1	2	1	15	48	4	1	3	.486	.339
NEW YORK (AL)	.263	18	638	70	168	47	3	15	66	1	7	5	35	142	10	1	10	.417	.304
OAKLAND	.210	9	295	26	62	13	0	7	24	0	2	2	23	52	3	1	4	.325	.270
PHILADELPHIA	.264	3	106	16	28	5	0	9	15	2	1	0	3	29	0	0	2	.566	.282
SEATTLE	.228	9	311	26	71	13	0	10	25	1	2	2	24	62	10	1	6	.367	.286
TAMPA BAY	.247	18	590	83	146	26	1	17	80	6	6	5	68	152	9	5	10	.381	.327
TEXAS	.255	8	275	33	70	25	1	9	31	0	2	1	19	68	4	3	3	.451	.303
TORONTO	.238	18	597	76	142	35	2	17	70	3	5	6	53	109	15	1	14	.389	.304
WASHINGTON	.208	3	101	9	21	7	0	2	9	1	0	0	11	30	1	0	0	.337	.286

2012 STATISTICAL SUMMARY, CONTINUED

2012 PITCHING PROFILE

	W-L	ERA	G	GS	CG	SHO	SV	IP	H	R	ER	HR	HB	BB	SO	WP	BK	AVG.
TOTALS	69-93	4.72	162	162	6	2	35	1443.0	1449	806	757	190	66	529	1176	42	11	.262
	W-L	ERA	G	GS	CG	SHO	SV	IP	H	R	ER	HR	HB	BB	SO	WP	BK	AVG.
vs. LHB	---	---	---	---	---	---	---	---	640	---	---	83	38	251	497	18	11	.264
vs. RHB	---	---	---	---	---	---	---	---	809	---	---	107	28	278	679	24	11	.261
	W-L	ERA	G	GS	CG	SHO	SV	IP	H	R	ER	HR	HB	BB	SO	WP	BK	AVG.
HOME	34-47	4.79	81	81	2	1	12	746.2	782	423	397	97	27	258	599	24	2	.271
ROAD	35-46	4.65	81	81	4	1	23	696.1	667	383	360	93	39	271	577	18	9	.253
	W-L	ERA	G	GS	CG	SHO	SV	IP	H	R	ER	HR	HB	BB	SO	WP	BK	AVG.
DAY	21-25	4.51	46	46	1	0	10	417.0	393	220	209	66	14	158	359	13	1	.252
NIGHT	48-68	4.81	116	116	5	2	25	1026.0	1056	586	548	124	52	371	817	29	10	.267
	W-L	ERA	G	GS	CG	SHO	SV	IP	H	R	ER	HR	HB	BB	SO	WP	BK	AVG.
vs. AL	58-86	4.83	144	144	6	2	30	1284.0	1296	735	689	177	58	494	1037	40	11	.264
vs. NL	11-7	3.85	18	18	0	0	5	159.0	153	71	68	13	8	35	139	2	0	.253
	W-L	ERA	G	GS	CG	SHO	SV	IP	H	R	ER	HR	HB	BB	SO	WP	BK	AVG.
ATLANTA	2-1	3.33	3	3	0	0	0	27.0	34	12	10	1	1	4	17	0	0	.309
BALTIMORE	5-13	4.60	18	18	1	1	4	172.0	162	96	88	25	7	65	143	6	4	.254
CHICAGO (AL)	6-2	2.28	8	8	0	0	2	71.0	55	20	18	4	2	19	51	1	0	.210
CHICAGO (NL)	2-1	3.12	3	3	0	0	1	26.0	20	10	9	1	2	6	27	0	0	.211
CLEVELAND	5-3	3.34	8	8	1	0	2	70.0	57	28	26	5	4	27	53	1	2	.224
DETROIT	5-5	5.50	10	10	0	0	3	86.2	102	55	53	17	6	28	61	6	0	.298
MIAMI	5-1	3.74	6	6	0	0	3	53.0	47	22	22	6	2	8	43	1	0	.237
KANSAS CITY	4-3	4.08	7	7	0	0	3	64.0	65	35	29	3	2	24	43	3	4	.266
LA (AL)	0-6	7.18	6	6	1	0	0	52.2	76	47	42	8	1	21	40	0	0	.341
MINNESOTA	4-3	4.64	7	7	0	0	3	64.0	68	34	33	5	3	25	42	1	0	.276
NEW YORK (AL)	5-13	6.22	18	18	0	0	2	160.2	185	116	111	43	6	76	141	6	0	.286
OAKLAND	1-8	6.90	9	9	0	0	0	75.2	93	60	58	14	4	29	77	3	0	.299
PHILADELPHIA	2-1	4.15	3	3	0	0	1	26.0	28	12	12	3	3	11	18	0	0	.286
SEATTLE	5-4	1.56	9	9	2	1	2	81.0	57	15	14	2	2	27	59	1	0	.197
TAMPA BAY	9-9	4.09	18	18	0	0	4	158.1	143	75	72	14	10	65	143	3	10	.242
TEXAS	2-6	7.20	8	8	0	0	1	70.0	86	57	56	14	6	33	47	4	0	.310
TORONTO	7-11	5.07	18	18	1	0	4	158.0	147	97	89	23	5	55	137	5	2	.248
WASHINGTON	0-3	5.00	3	3	0	0	0	27.0	24	15	15	2	0	6	34	1	0	.233

2012 STATISTICAL SUMMARY, CONTINUED

2012 DAY-BY-DAY							
DATE	D/N	OPPONENT	SCORE	REC.	POS.	GA/GB	WINNING PITCHER
4/5	D	at Detroit	L2-3	0-1	5th	-1.0	Valverde (1-0)
4/6		OFF DAY			T4th	-1.0	
4/7	D	at Detroit	L0-10	0-2	T4th	-2.0	Below (1-0)
4/8	D	at Detroit	L12-13 (11)	0-3	T4th	-3.0	Below (2-0)
4/9	N	at Toronto	W4-2	1-3	T4th	-2.5	ATCHISON (1-0)
4/10	N	at Toronto	L3-7	1-4	5th	-2.5	Drabek (1-0)
4/11	D	at Toronto	L1-3	1-5	5th	-3.5	Romero (1-0)
4/12		OFF DAY			5th	-3.0	
4/13	D	TAMPA BAY	W12-2	2-5	5th	-2.0	BECKETT (1-1)
4/14	D	TAMPA BAY	W13-2	3-5	5th	-2.0	BUCHHOLZ (1-0)
4/15	D	TAMPA BAY	W6-4	4-5	T4th	-1.0	PADILLA (1-0)
4/16	D	TAMPA BAY	L0-1	4-6	5th	-2.0	Shields (2-0)
4/17	N	TEXAS	L3-18	4-7	5th	-3.0	Lewis (2-0)
4/18	N	TEXAS	L3-6	4-8	5th	-3.0	Holland (2-0)
4/19		OFF DAY			5th	-3.5	
4/20	D	NY YANKEES	L2-6	4-9	5th	-3.5	Nova (3-0)
4/21	D	NY YANKEES	L9-15	4-10	5th	-4.5	Soriano (2-0)
4/22	N	NY YANKEES		4-10	5th	-4.5	PPD (Rain)
4/23	N	at Minnesota	W6-5	5-10	5th	-4.5	BARD (1-2)
4/24	N	at Minnesota	W11-2	6-10	5th	-3.5	BECKETT (2-2)
4/25	N	at Minnesota	W7-6	7-10	5th	-3.5	BUCHHOLZ (2-1)
4/26	N	at Chi White Sox	W10-3	8-10	5th	-3.5	DOUBRONT (1-0)
4/27	N	at Chi White Sox	W10-3	9-10	5th	-3.5	BARD (2-2)
4/28	N	at Chi White Sox	W1-0	10-10	5th	-2.5	LESTER (1-2)
4/29	D	at Chi White Sox	L1-4	10-11	5th	-3.5	Floyd (2-3)
4/30	N	OAKLAND	W11-6	11-11	5th	-3.5	BUCHHOLZ (3-1)
5/1	N	OAKLAND	L3-5	11-12	5th	-4.5	Parker (1-0)
5/2	N	OAKLAND	L2-4	11-13	5th	-5.5	McCarthy (2-3)
5/3		OFF DAY			5th	-6.0	
5/4	N	BALTIMORE	L4-6(13)	11-14	5th	-7.0	Patton (1-0)
5/5	D	BALTIMORE	L2-8	11-15	5th	-7.0	Hammel (4-1)
5/6	D	BALTIMORE	L6-9(17)	11-16	5th	-7.5	Davis (1-0)
5/7	N	at Kansas City	W11-5	12-16	5th	-6.5	DOUBRONT (2-1)
5/8	N	at Kansas City	L4-6	12-17	5th	-6.5	Mijares (2-1)
5/9	N	at Kansas City	L3-4	12-18	5th	-7.5	Chen (1-4)
5/10	N	CLEVELAND	L3-8	12-19	5th	-7.5	Lowe (5-1)
5/11	N	CLEVELAND	W7-5	13-19	5th	-7.5	BUCHHOLZ (4-1)
5/12	N	CLEVELAND	W4-1	14-19	5th	-7.5	DOUBRONT (3-1)
5/13	D	CLEVELAND	W12-1	15-19	5th	-6.5	BARD (3-4)
5/14	N	SEATTLE	W6-1	16-19	5th	-5.5	LESTER (2-3)
5/15	D	SEATTLE	W5-0	17-19	5th	-5.5	BECKETT (3-4)
5/16	N	at Tampa Bay	L1-2	17-20	5th	-6.5	Hellickson (4-0)
5/17	N	at Tampa Bay	W5-3	18-20	5th	-6.5	DOUBRONT (4-1)
5/18	N	at Philadelphia	L4-6	18-21	5th	-7.5	Hamels (6-1)
5/19	N	at Philadelphia	W7-5	19-21	5th	-7.5	LESTER (3-3)
5/20	D	at Philadelphia	W5-1	20-21	5th	-6.5	BECKETT (4-4)
5/21	N	at Baltimore	W8-6	21-21	T4th	-5.5	MILLER (1-0)
5/22	N	at Baltimore	L1-4	21-22	5th	-6.5	Matusz (4-4)
5/23	D	at Baltimore	W6-5	22-22	5th	-5.5	BARD (4-5)
5/24		OFF DAY			5th	-5.5	
5/25	N	TAMPA BAY	L4-7	22-23	5th	-6.5	Cobb (2-0)
5/26	N	TAMPA BAY	W3-2	23-23	5th	-5.5	HILL (1-0)
5/27	D	TAMPA BAY	L3-4	23-24	5th	-5.5	McGee (2-1)
5/28	D	DETROIT	W7-4	24-24	5th	-4.5	DOUBRONT (5-2)
5/29	N	DETROIT	W6-3	25-24	5th	-3.5	BARD (5-5)
5/30	N	DETROIT	W6-4	26-24	5th	-2.5	ALBERS (1-0)
5/31	N	DETROIT	L3-7	26-25	5th	-3.0	Scherzer (5-3)
6/1	N	at Toronto	W7-2	27-25	T4th	-3.0	BUCHHOLZ (5-2)
6/2	D	at Toronto	W7-4	28-25	4th	-2.0	DOUBRONT (6-2)
6/3	D	at Toronto	L1-5	28-26	T4th	-3.0	Hutchison (5-2)
6/4		OFF DAY			T4th	-3.0	
6/5	N	BALTIMORE	L6-8 (10)	28-27	5th	-3.0	Johnson (1-0)
6/6	N	BALTIMORE	L1-2	28-28	5th	-4.0	Chen (5-2)
6/7	N	BALTIMORE	W7-0	29-28	5th	-3.0	BUCHHOLZ (6-2)
6/8	N	WASHINGTON	L4-7	29-29	5th	-4.0	Strasburg (7-1)
6/9	D	WASHINGTON	L2-4	29-30	5th	-5.0	Gonzalez (8-2)
6/10	D	WASHINGTON	L3-4	29-31	5th	-6.0	Gorzelanny (2-1)
6/11	N	at Miami	L1-4	29-32	5th	-6.5	Johnson (4-4)
6/12	N	at Miami	W2-1	30-32	5th	-6.5	BUCHHOLZ (7-2)
6/13	N	at Miami	W10-2	31-32	T4th	-6.5	DOUBRONT (7-3)
6/14		OFF DAY			T4th	-6.5	
6/15	D	at Chi Cubs	L0-3	31-33	5th	-7.5	Dempster (3-3)
6/16	N	at Chi Cubs	W4-3	32-33	5th	-7.5	LESTER (4-4)
6/17	N	at Chi Cubs	W7-4	33-33	5th	-7.5	ALBERS (2-0)
6/18		OFF DAY			5th	-8.0	

2012 STATISTICAL SUMMARY, CONTINUED

LOSING PITCHER	SAVE	2012 DAY-BY-DAY			ROAD NO.	ATT. TOTAL
		DAILY ATT.	HOME NO.	ATT. TOTAL		
MELANCON (0-1)		45,027			1	45,027
BECKETT (0-1)		44,710			2	89,737
MELANCON (0-2)		30,788			3	120,525
Santos (0-1)	ACEVES (1)	48,473			4	168,998
BARD (0-1)		26,351			5	195,349
LESTER (0-1)	Santos (1)	25,285			6	220,634
Price (1-1)		37,032	1	37,032		
Badenhop (0-1)		38,024	2	75,056		
Moore (0-1)	ACEVES (2)	38,024	3	113,080		
BARD (0-2)	Rodney (4)	38,108	4	151,188		
LESTER (0-2)		38,229	5	189,417		
BECKETT (1-2)		37,967	6	227,384		
BUCHHOLZ (1-1)		36,770	7	264,154		
ACEVES (0-1)		37,839	8	301,993		
Capps (0-1)	ACEVES (3)	32,351			7	252,985
Blackburn (0-2)		33,651			8	286,636
Hendriks (0-1)	ACEVES (4)	32,254			9	318,890
Humber (1-1)	TAZAWA (1)	20,266			10	339,156
Danks (2-3)		20,414			11	359,570
Peavy (3-1)	ACEVES (5)	20,057			12	379,627
BECKETT (2-3)	Thornton (1)	22,811			13	402,438
Milone (3-2)		37,359	9	339,352		
DOUBRONT (1-1)	Norberto (1)	37,225	10	376,577		
BARD (2-3)	Fuentes (1)	37,434	11	414,011		
MORALES (0-1)	Johnson (8)	37,223	12	451,234		
COOK (0-1)		37,581	13	488,815		
MCDONALD (0-1)		37,394	14	526,209		
Sanchez (1-2)	PADILLA (1)	19,502			14	421,940
BARD (2-4)	Broxton (6)	20,524			15	442,464
LESTER (1-3)	Broxton (7)	18,339			16	460,803
BECKETT (2-4)		37,348	15	563,557		
Jimenez (3-3)	ACEVES (6)	37,438	16	600,995		
McAllister (1-1)	ACEVES (7)	38,048	17	639,043		
Masterson (1-3)		37,611	18	676,654		
Vargas (4-3)		37,334	19	713,988		
Beavan (1-4)		37,292	20	751,280		
BUCHHOLZ (4-2)	Rodney (12)	20,843			17	481,646
Moore (1-4)	ACEVES (8)	19,842			18	501,488
BARD (3-5)	Papelbon (12)	45,205			19	546,693
Blanton (4-4)	ACEVES (9)	45,656			20	592,349
Lee (0-2)		45,586			21	637,935
Gregg (2-2)	ACEVES (10)	16,392			22	654,327
DOUBRONT (4-2)	Johnson (16)	25,171			23	679,498
Arrieta (2-5)	ACEVES (11)	27,806			24	707,304
LESTER (3-4)	Rodney (15)	37,594	21	788,874		
Rodney (2-1)		38,099	22	826,973		
ACEVES (0-2)	Rodney (16)	37,844	23	864,817		
Fister (0-3)		37,921	24	902,738		
Verlander (5-3)	ACEVES (12)	37,216	25	939,954		
Dotel (1-2)	ACEVES (13)	37,195	26	977,149		
BECKETT (4-5)		37,629	27	1,014,778		
Alvarez (3-5)		29,678			25	736,982
Drabek (4-6)	ACEVES (14)	43,390			26	780,372
BARD (5-6)		41,925			27	822,297
ACEVES (0-3)		37,181	28	1,051,959		
BECKETT (4-6)	Johnson (18)	37,243	29	1,089,202		
Matusz (5-6)		37,307	30	1,126,509		
DOUBRONT (6-3)	Clippard (6)	37,309	31	1,163,818		
MATSUZAKA (0-1)	Clippard (7)	37,534	32	1,201,352		
ACEVES (0-4)	Clippard (8)	37,467	33	1,238,819		
BECKETT (4-7)	Bell (13)	32,562			28	854,859
Buehrle (5-7)	ACEVES (15)	29,326			29	884,185
Nolasco (6-5)		33,119			30	917,304
MATSUZAKA (0-2)	Marmol (3)	40,073			31	957,377
Samardzija (5-5)	ACEVES (16)	40,766			32	998,143
Camp (2-4)		38,531			33	1,036,674

2012 IN REVIEW

2012 STATISTICAL SUMMARY, CONTINUED

2012 DAY-BY-DAY, CONTINUED							
DATE	D/N	OPPONENT	SCORE	REC.	POS.	GA/GB	WINNING PITCHER
6/19	N	MIAMI	W7-5	34-33	5th	-7.0	BUCHHOLZ (8-2)
6/20	N	MIAMI	W15-5	35-33	4th	-6.0	DOUBRONT (8-3)
6/21	N	MIAMI	W6-5	36-33	4th	-5.5	ATCHISON (2-0)
6/22	N	ATLANTA	L1-4	36-34	T4th	-5.5	Jurrjens (1-2)
6/23	N	ATLANTA	W8-4	37-34	T4th	-5.5	MORALES (1-1)
6/24	D	ATLANTA	W9-4	38-34	4th	-5.5	COOK (1-1)
6/25	N	TORONTO	L6-9	38-35	T4th	-6.5	Alvarez (4-6)
6/26	N	TORONTO	W5-1	39-35	4th	-6.5	MILLER (2-0)
6/27	D	TORONTO	W10-4	40-35	T3rd	-6.5	LESTER (5-5)
6/28	N	at Seattle	L0-1	40-36	T3rd	-6.5	Hernandez (6-5)
6/29	N	at Seattle	W5-0	41-36	T3rd	-5.5	COOK (2-1)
6/30	N	at Seattle	L2-3 (11)	41-37	T3rd	-6.5	Kelley (2-2)
7/1	D	at Seattle	W 2-1 (10)	42-37	3rd	-6.5	PADILLA (2-0)
7/2	N	at Oakland	L1-6	42-38	T3rd	-6.5	Parker (5-3)
7/3	N	at Oakland	L2-3	42-39	4th	-6.5	Blevins (2-0)
7/4	D	at Oakland	L2-3	42-40	T4th	-7.5	Balfour (2-2)
7/5		OFF DAY		42-40	4th	-7.5	
7/6	N	NY YANKEES	L8-10	42-41	4th	-8.5	Logan (4-0)
7/7	D	NY YANKEES	L1-6	42-42			Garcia (3-2)
7/7	N	NY YANKEES	W9-5	43-42	4th	-8.5	DOUBRONT (9-4)
7/8	N	NY YANKEES	L3-7	43-43	T4th	-9.5	Nova (10-3)
7/9		ALL-STAR BREAK					
7/10		ALL-STAR BREAK					
7/11		ALL-STAR BREAK					
7/12		OFF DAY					
7/13	N	at Tampa Bay	W3-1	44-43	4th	-9.5	MORALES (2-2)
7/14	N	at Tampa Bay	L3-5	44-44	T4th	-10.5	Price (12-4)
7/15	D	at Tampa Bay	W7-3	45-44	T4th	-9.5	BECKETT (5-7)
7/16	N	CHI WHITE SOX	W5-1	46-44	T3rd	-9.5	PADILLA (3-0)
7/17	N	CHI WHITE SOX	L5-7	46-45	4th	-10.5	Humber (4-4)
7/18	N	CHI WHITE SOX	W10-1	47-45	T3rd	-10.5	DOUBRONT (10-4)
7/19	N	CHI WHITE SOX	W3-1	48-45	T3rd	-9.5	ACEVES (1-6)
7/20	N	TORONTO	L1-6	48-46	4th	-9.5	Laffey (2-1)
7/21	N	TORONTO	L3-7	48-47	4th	-9.5	Villanueva (5-0)
7/22	D	TORONTO	L7-15	48-48	5th	-9.5	Alvarez (6-7)
7/23	N	at Texas	L1-9	48-49	5th	-10.5	Feldman (4-6)
7/24	N	at Texas	W2-1	49-49	T4th	-9.5	PADILLA (4-0)
7/25	N	at Texas	L3-5	49-50	T4th	-10.5	Holland (7-5)
7/26		OFF DAY		49-50	5th	-10.5	
7/27	N	at NY Yankees	L3-10	49-51	5th	-11.5	Hughes (10-8)
7/28	D	at NY Yankees	W8-6	50-51	5th	-10.5	MILLER (3-1)
7/29	N	at NY Yankees	W3-2 (10)	51-51	5th	-9.5	ACEVES (2-6)
7/30	N	DETROIT	W7-3	52-51	4th	-8.5	BUCHHOLZ (9-3)
7/31	N	DETROIT	W4-1 (6)	53-51	4th	-7.5	MORTENSEN (11-0)
8/1	N	DETROIT	L5-7	53-52	4th	-8.5	Porcello (8-6)
8/2	N	MINNESOTA	L0-5	53-53	4th	-9.0	Deduno (3-0)
8/3	N	MINNESOTA	L5-6 (10)	53-54	4th	-10.0	Gray (6-1)
8/4	N	MINNESOTA	L4-6	53-55	4th	-10.0	Burnett (4-3)
8/5	D	MINNESOTA	W6-4	54-55	4th	-10.0	MORALES (3-2)
8/6	N	TEXAS	W9-2	55-55	4th	-9.0	COOK (3-5)
8/7	N	TEXAS	L3-6	55-56	4th	-9.0	Dempster (1-0)
8/8	D	TEXAS	L9-10	55-57	4th	-10.0	Ogando (2-0)
8/9	N	at Cleveland	L3-2	55-58	4th	-11.0	Jimenez (9-11)
8/10	N	at Cleveland	W3-2	56-58	4th	-11.0	BUCHHOLZ (10-3)
8/11	N	at Cleveland	L2-5	56-59	4th	-12.0	McAllister (5-4)
8/12	D	at Cleveland	W14-1	57-59	4th	-11.0	LESTER (6-10)
8/13		OFF DAY		57-59	4th	-11.5	
8/14	N	at Baltimore	L1-7	57-60	4th	-12.5	Chen (11-7)
8/15	N	at Baltimore	L3-5	57-61	4th	-13.5	Gonzalez (5-2)
8/16	N	at Baltimore	W6-3	58-61	4th	-12.5	BUCHHOLZ (11-3)
8/17	N	at NY Yankees	L4-6	58-62	4th	-13.5	Hughes (12-10)
8/18	D	at NY Yankees	W4-1	59-62	4th	-12.5	LESTER (7-10)
8/19	N	at NY Yankees	L1-4	59-63	4th	-13.5	Kuroda (12-8)
8/20		OFF DAY		59-63	4th	-13.0	
8/21	N	LA ANGELS	L3-5	59-64	4th	-13.0	Santana (7-10)
8/22	N	LA ANGELS	L3-7	59-65	4th	-13.0	Weaver (16-3)
8/23	N	LA ANGELS	L13-14 (10)	59-66	4th	-13.5	Frieri (2-0)
8/24	N	KANSAS CITY	W4-3	60-66	4th	-13.5	LESTER (8-10)
8/25	N	KANSAS CITY	L9-10 (12)	60-67	4th	-13.5	Bueno (1-0)
8/26	D	KANSAS CITY	W8-6	61-67	4th	-13.5	BEATO (1-0)
8/27	D	KANSAS CITY	W5-1	62-67	4th	-12.5	MATSUZAKA (1-3)

2012 STATISTICAL SUMMARY, CONTINUED

2012 DAY-BY-DAY, CONTINUED

LOSING PITCHER	SAVE	DAILY ATT.	HOME NO.	ATT. TOTAL	ROAD NO.	ATT. TOTAL
Buehrle (5-8)	ACEVES (17)	37,701	34	1,276,520		
Nolasco (6-6)		37,362	35	1,313,882		
Mujica (0-3)	ACEVES (18)	37,261	36	1,351,143		
LESTER (4-5)	Kimbrel (21)	37,281	37	1,388,424		
Delgado (4-8)		37,782	38	1,426,206		
Minor (3-6)		37,565	39	1,463,771		
DOUBRONT (8-4)	Janssen (8)	37,208	40	1,500,979		
Perez (2-2)		37,755	41	1,538,734		
Romero (8-2)		37,744	42	1,576,478		
ATCHISON (2-1)		20,692			34	1,057,366
Noesi (2-10)		23,094			35	1,080,460
ACEVES (0-5)		31,311			36	1,111,771
League (0-5)	ACEVES (19)	34,065			37	1,145,836
MATSUZAKA (0-3)		17,434			38	1,163,270
ACEVES (0-6)		35,067			39	1,198,337
COOK (2-2)	Cook, R (8)	28,240			40	1,226,577
MILLER (2-1)	Soriano (20)	38,066	43	1,614,544		
MORALES (2-1)		38,170	44	1,652,714		
Hughes (9-7)		37,791	45	1,690,505		
LESTER (5-6)		38,270	46	1,728,775		
Hellickson (4-6)	ACEVES (20)	29,089			41	1,255,666
Buchholz (8-3)	Rodney (26)	27,311			42	1,282,977
Shields (8-6)		26,131			43	1,309,108
Septimo (0-1)		38,334	47	1,767,109		
LESTER (5-7)		37,771	48	1,804,880		
Hernandez (0-1)		37,367	49	1,842,247		
Thornton (2-6)		38,413	50	1,880,660		
BECKETT (5-8)		38,093	51	1,918,753		
COOK (2-3)		38,170	52	1,956,923		
LESTER (5-8)		37,737	53	1,994,660		
DOUBRONT (10-5)		44,132			44	1,353,240
Nathan (1-3)	ACEVES (21)	41,237			45	1,394,477
BECKETT (5-9)	Nathan (20)	44,104			46	1,438,581
COOK (2-4)		49,571			47	1,488,152
Soriano (2-1)	ACEVES (22)	49,573			48	1,537,725
Robertson (1-4)		48,526			49	1,586,251
Scherzer (10-6)		37,784	54	2,032,444		
Verlander (11-7)	MORALES (1)	37,275	55	2,069,719		
COOK (2-5)	Valverde (21)	37,213	56	2,106,932		
LESTER (5-9)	Perkins (6)	37,191	57	2,144,123		
PADILLA (4-1)	Burton (4)	37,285	58	2,181,408		
ACEVES (2-7)	Burton (5)	37,914	59	2,219,322		
Blackburn (4-7)	ACEVES (23)	37,019	60	2,256,341		
Darvish (11-8)		37,316	61	2,293,657		
LESTER (5-10)	Nathan (22)	38,416	62	2,332,073		
MORTENSEN (1-1)	Nathan (23)	37,716	63	2,369,789		
DOUBRONT (10-6)	Perez (30)	19,639			50	1,605,890
Seddon (0-1)		27,246			51	1,633,136
MORALES (3-3)	Perez (31)	27,894			52	1,661,030
Kluber (0-1)		27,488			53	1,688,518
BECKETT (5-10)		26,204			54	1,714,722
COOK (3-6)	Johnson (35)	22,269			55	1,736,991
Ayala (4-4)	ACEVES (24)	25,483			56	1,762,474
MORALES (3-4)	Soriano (30)	49,422			57	1,811,896
Phelps (3-4)	ACEVES (25)	49,466			58	1,861,362
BECKETT (5-11)	Soriano (31)	48,620			59	1,909,982
COOK (3-7)	Frieri (15)	37,794	64	2,407,583		
BUCHHOLZ (11-4)		37,373	65	2,444,956		
Aceves (2-8)		37,829	66	2,482,785		
Herrera (1-2)	BAILEY (1)	37,228	67	2,520,013		
TAZAWA (0-1)	Holland (7)	37,103	68	2,557,116		
Smith (4-6)	MELANCON (1)	37,188	69	2,594,304		
Hochevar (7-12)		37,506	70	2,631,810		

2012 STATISTICAL SUMMARY, CONTINUED

2012 DAY-BY-DAY, CONTINUED									
DATE	D/N	OPPONENT	SCORE	REC.	POS.	GA/GB	WINNING PITCHER		
8/28	N	at LA Angels	L5-6	62-68	4th	-13.5	Jepsen (3-2)		
8/29	N	at LA Angels	L3-10	62-69	4th	-13.5	Wilson (10-9)		
8/30	N	at LA Angels	L2-5	62-70	4th	-14.0	Greinke (3-2)		
8/31	N	at Oakland	L2-20	62-71	4th	-14.0	McCarthy (8-5)		
9/1	N	at Oakland	L1-7	62-72	4th	-15.0	Griffin (4-0)		
9/2	D	at Oakland	L2-6	62-73	4th	-15.0	Anderson (3-0)		
9/3	D	at Seattle	L1-4	62-74	4th	-15.0	Vargas (14-9)		
9/4	N	at Seattle	W3-4	63-74	4th	-14.0	LESTER (9-11)		
9/5	N	at Seattle	L1-2	63-75	4th	-15.0	Millwood (5-12)		
9/6		OFF DAY		63-75	4th	-14.5			
9/7	N	TORONTO	L5-7	63-76	T4th	-15.5	Alvarez (8-12)		
9/8	N	TORONTO	L2-9	63-77	5th	-15.5	Lincoln (1-0)		
9/9	D	TORONTO	L3-4	63-78	5th	-16.5	Lyon (2-0)		
9/10		OFF DAY		63-78	5th	-16.5			
9/11	N	NY YANKEES	W4-3	64-78	5th	-15.5	BAILEY (1-0)		
9/12	N	NY YANKEES	L4-5	64-79	5th	-16.5	Phelps (4-4)		
9/13	N	NY YANKEES	L0-2	64-80	5th	-17.5	Hughes (15-12)		
9/14	N	at Toronto	W8-5	65-80	5th	-16.5	CARPENTER (1-0)		
9/15	D	at Toronto	W3-2	66-80	T4th	-16.5	BRESLOW (1-0)		
9/16	D	at Toronto	L0-5	66-81	5th	-17.5	Lyon (3-0)		
9/17	N	at Tampa Bay	W5-2	67-81	5th	-17.0	COOK (4-10)		
9/18	N	at Tampa Bay	W7-5	68-81	T4th	-16.5	DOUBRONT (11-9)		
9/19	N	at Tampa Bay	L3-13	68-82	4th	-18.0	Archer (1-3)		
9/20	N	at Tampa Bay	L4-7	68-83	4th	-19.0	Badenhop (2-2)		
9/21	N	BALTIMORE	L2-1	68-84	4th	-20.0	Gonzalez (7-4)		
9/22	D	BALTIMORE	L6-9 (12)	68-85	4th	-21.0	Hunter (6-8)		
9/23	D	BALTIMORE	W2-1	69-85	4th	-20.0	TAZAWA (1-1)		
9/24		OFF DAY		69-85	4th	-20.5			
9/25	N	TAMPA BAY	L2-5	69-86	4th	-20.5	Price (19-5)		
9/26	N	TAMPA BAY	L2-4	69-87	4th	-21.5	Cobb (10-9)		
9/27		OFF DAY		69-87	T4th	-21.0			
9/28	N	at Baltimore	L1-9	69-88	T4th	-22.0	Tillman (9-2)		
9/29	N	at Baltimore	L3-4	69-89	5th	-22.0	Hunter (7-8)		
9/30	D	at Baltimore	L3-6	69-90	5th	-23.0	Saunders (3-3)		
10/1	N	at NY Yankees	L2-10	69-91	5th	-24.0	Sabathia (15-6)		
10/2	N	at NY Yankees	L3-4 (12)	69-92	5th	-25.0	Lowe (9-11)		
10/3	N	at NY Yankees	L2-14	69-93	5th	-26.0	Kuroda (16-11)		

81 HOME SELLOUTS IN 2012, 793 IN A ROW SINCE MAY 15, 2003

2012 BREAKDOWNS

RED SOX BY MONTHS

April (11-11), May (15-14), June (15-12), July (12-14), August (9-20), September (7-19), October (0-3)

RED SOX RECORD WHEN...

Overall	69-93	AL East Standing.....	5th, -26.0 GB	At Home	34-47
On Road	35-46	In day games	21-25	In night games	48-68
vs. AL East.....	26-46	vs. AL Central	24-16	vs. AL West	8-24
vs. National League.....	11-7	vs. RH starter	43-68	vs. LH starter	26-25
Leading after 6 innings	53-15	Tied after 6 innings.....	9-11	Trailing after 6 innings.....	7-67
Leading after 7 innings	57-9	Tied after 7 innings	6-10	Trailing after 7 innings.....	5-74
Leading after 8 innings	57-9	Tied after 8 innings.....	8-10	Trailing after 8 innings.....	3-75
Red Sox score 1st.....	38-28	Opponent scores 1st	31-65	Shutouts	4-7
Scoring less than 3 runs ...	5-43	Scoring 3 or 4 runs.....	14-34	Scoring 5 or more runs	50-16
Red Sox Hit HR.....	55-49	Red Sox hit 0 HR.....	14-44	One-run games.....	17-22
Two-run games	14-22	Walk-offs	3-7	Extra innings (home)	0-7
Extra innings (road).....	2-3	Extra innings (total)	2-10	Series openers	19-33
Series finales.....	21-31	Series W-L-T (home).....	10-15-0	Series W-L-T (road)	10-13-4
Series W-L-T (total).....	20-28-4	Series sweeps (home).....	2-8	Series sweeps (road).....	1-6
Series sweeps (total)	3-14	Come-from-behind wins	37, last 9/18	Innings batting around	16, last 9/14
Games decided, last AB	14-21				

RUNS BY INNINGS

	1	2	3	4	5	6	7	8	9	10+	TOTAL
Red Sox	87	94	85	96	87	80	86	73	41	5	734
Opponents	126	80	110	93	68	93	96	64	57	19	806

WINNING AND LOSING MARGINS

	1	2	3	4	5	6	7	8	9	10+
RUNS WON BY	17	14	10	8	6	2	4	2	2	4
RUNS LOST BY	22	22	19	8	6	4	3	4	0	5

2012 DAY-BY-DAY, CONTINUED

LOSING PITCHER	SAVE	DAILY ATT.	HOME NO.	ATT. TOTAL	ROAD NO.	ATT. TOTAL
ACEVES (2-9)		38,745			60	1,948,727
STEWART (1-3)		37,841			61	1,986,568
LESTER (8-11)	Frieri (16)	39,013			62	2,025,581
COOK (3-8)		20,121			63	2,045,702
DOUBRONT (10-7)		20,315			64	2,066,017
MATSUZAKA (1-4)		25,314			65	2,091,331
BUCHHOLZ (11-5)	Wilhelmsen (23)	21,641			66	2,112,972
Beavan (9-9)	BAILEY (2)	12,754			67	2,125,726
COOK (3-9)	Wilhelmsen (24)	13,037			68	2,138,763
DOUBRONT (10-8)		37,156	71	2,668,966		
MATSUZAKA (1-5)		37,107	72	2,706,073		
BUCHHOLZ (11-6)	Janssen (20)	37,226	73	2,743,299		
Robertson (1-7)		37,437	74	2,780,736		
COOK (3-10)	Soriano (37)	37,230	75	2,817,966		
DOUBRONT (10-9)	Soriano (38)	38,134	76	2,856,100		
Oliver (3-3)	BAILEY (3)	21,888			69	2,160,651
Delabar (4-2)	BAILEY (4)	27,325			70	2,187,976
LESTER (9-12)		21,698			71	2,209,674
Cobb (9-9)		11,722			72	2,221,396
Farnsworth (1-6)	BAILEY (5)	11,502			73	2,232,898
MATSUZAKA (1-6)		12,708			74	2,245,606
BAILEY (1-1)		12,963			75	2,258,569
LESTER (9-13)	Johnson (46)	37,731	77	2,893,831		
ACEVES (2-10)	Johnson (47)	37,570	78	2,931,401		
Ayala (5-5)	BAILEY (6)	37,310	79	2,968,711		
BUCHHOLZ (11-7)		37,045	80	3,005,756		
LESTER (9-14)	Rodney (45)	37,247	81	3,043,003		
COOK (4-11)		33,518			76	2,292,087
DOUBRONT (11-10)	Johnson (49)	46,311			77	2,338,398
STEWART (1-4)	Johnson (50)	41,257			78	2,379,555
BUCHHOLZ (11-8)		45,478			79	2,425,033
MILLER (3-2)		41,564			80	2,455,597
MATSUZAKA (1-7)		47,393			81	2,502,990

PITCHING BREAKDOWN

	W-L	ERA	IP	H	R	ER	BB	SO	HR
STARTERS	48-72-0	5.19	928.1	979	575	535	336	701	135
RELIEVERS	21-21-35	3.83	514.2	470	231	219	193	475	55

CATCHING BREAKDOWN

	CS	SBA	CS%	PB	PICKOFFS
Lavarney	3	31	9.7%	0	0
Quiroz	0	0	---	1	0
Saltalamacchia	15	95	15.8%	6	0
Shoppach	7	26	26.9%	4	1

EJECTIONS (13)

Mike Aviles, 5/17/12 at TB, 7th inning by HP umpire Dan Bellino
 Bobby Valentine, 5/18/12 at PHI, 9th inning by 1B umpire Gary Darling
 Kevin Youkilis, 6/9/12 vs. WAS, 6th inning by HP umpire Doug Eddings
 Bobby Valentine, 6/10/12 vs. WAS, 9th inning by HP umpire Alan Porter
 Bobby Valentine, 7/29/12 at NYY, 10th inning by HP umpire Brian O'Nora
 Josh Beckett, 7/29/12 at NYY, 10th inning by 3B umpire Tom Hallion
 Dustin Pedroia, 8/7/12 vs. TEX, 9th inning by 1B umpire Paul Nauert
 Adrian Gonzalez, 8/15/12 at BAL, 8th inning by HP umpire Mike Everitt
 Bobby Valentine, 8/15/12 at BAL, 8th inning by HP umpire Mike Everitt
 Bobby Valentine, 8/26/12 vs. KC, 5th inning by 1B umpire Dan Bellino
 Cody Ross, 9/12/12 vs. NYY, 9th inning by HP umpire Alfonso Marquez
 Bobby Valentine, 9/12/12 vs. NYY, 9th inning by HP umpire Alfonso Marquez
 Jerry Royster, 9/12/12 vs. NYY, 9th inning by HP umpire Alfonso Marquez

WALK-OFF WINS (3)

5/26 vs. TB, 9th inning, Jarrod Saltalamacchia 2-run, pinch-hit home run
 7/19 vs. CWS, 9th inning, Cody Ross 3-run home run
 9/11 vs. NYY, 9th inning, Jacoby Ellsbury single to score Pedro Ciriaco

GO-AHEAD RBI (134)

Gonzalez.....	22
Pedroia.....	15
Ross.....	15
Ortiz.....	12
Aviles.....	11
Ellsbury.....	11
Middlebrooks.....	8
Ciriaco.....	7
Saltalamacchia.....	7
Nava.....	5
Shoppach.....	4
Sweeney.....	3
Youkilis.....	3
Crawford.....	2
Gomez.....	2
Podsednik.....	2
Byrd.....	1
Kalish.....	1
Lavarney.....	1
McDonald.....	1
Punto.....	1

2-OUT RBI (259)

Gonzalez.....	31
Ross.....	30
Middlebrooks.....	26
Aviles.....	25
Pedroia.....	24
Saltalamacchia.....	22
Nava.....	19
Ortiz.....	13
Shoppach.....	13
Ellsbury.....	10
Crawford.....	6
Lavarney.....	6
Podsednik.....	5
Punto.....	5
Sweeney.....	5
Ciriaco.....	4
McDonald.....	4
Youkilis.....	4
Gomez.....	3
Byrd.....	2
Iglesias.....	1
Loney.....	1

OUTFIELD ASSISTS (26)

Ross.....	9
Nava.....	5
Podsednik.....	3
Sweeney.....	3
Ellsbury.....	2
McDonald.....	2
Byrd.....	1
Gonzalez.....	1

MULTI-RUN INNINGS (193)

2 Runs.....	117
3 Runs.....	44
4 Runs.....	19
5 Runs.....	7
6 Runs.....	4
7 Runs.....	0
8 Runs.....	2
9 Runs.....	0

INFIELD BASE HITS (131)

Pedroia.....	24
Ciriaco.....	20
Aviles.....	13
Ellsbury.....	9
Podsednik.....	9
Ortiz.....	7
Crawford.....	6
Middlebrooks.....	6
Kalish.....	5
Byrd.....	4
Punto.....	4
Saltalamacchia.....	3
Shoppach.....	3
Sweeney.....	3
Youkilis.....	3
Gomez.....	2
Gonzalez.....	2
Loney.....	2
McDonald.....	2
Ross.....	2
Iglesias.....	1
Nava.....	1

BUNT BASE HITS (12)

Ciriaco.....	3
Kalish.....	3
Podsednik.....	2
Aviles.....	1
Ortiz.....	1
Punto.....	1
Saltalamacchia.....	1

STARTS BY BATTING ORDER (Total, Red Sox W-L)

1st: Aviles (36, 19-17), Ciriaco (18, 5-13), Ellsbury (49, 20-29), Kalish (2, 0-2), Lillibridge (1, 1-0), Nava (25, 12-13), Podsednik (23, 8-15), Punto (2, 0-2), Sweeney (6, 4-2)

2nd: Aviles (3, 3-0), Ciriaco (10, 3-7), Crawford (26, 11-15), Ellsbury (12, 5-7), Kalish (3, 1-2), Middlebrooks (1, 0-1), Nava (9, 4-5), Pedroia (78, 34-44), Podsednik (7, 1-6), Punto (1, 1-0), Sweeney (12, 6-6)

3rd: Aviles (1, 1-0), Ellsbury (10, 2-8), Gonzalez (33, 15-18), Loney (1, 0-1), Middlebrooks (1, 1-0), Nava (3, 0-3), Ortiz (40, 22-18), Pedroia (62, 24-38), Podsednik (1, 0-1), Ross (6, 1-5), Youkilis (4, 3-1)

4th: Gomez (2, 1-1), Gonzalez (68, 30-38), Lavarway (3, 0-3), Loney (4, 1-3), Middlebrooks (1, 1-0), Ortiz (27, 12-15), Pedroia (1, 0-1), Ross (39, 14-25), Saltalamacchia (9, 4-5), Youkilis (8, 6-2)

5th: Aviles (2, 1-1), Gomez (10, 1-9), Gonzalez (19, 10-9), Lavarway (5, 0-5), Loney (18, 7-11), Middlebrooks (22, 15-7), Nava (1, 0-1), Ortiz (21, 11-10), Ross (42, 17-25), Saltalamacchia (5, 2-3), Valencia (1, 0-1), Youkilis (16, 5-11)

6th: Aviles (3, 0-3), Ellsbury (1, 0-1), Gomez (3, 1-2), Gonzalez (3, 2-1), Kalish (1, 0-1), Lavarway (13, 5-8), McDonald (4, 2-2), Middlebrooks (26, 15-11), Nava (4, 3-1), Ross (14, 7-7), Saltalamacchia (69, 25-44), Shoppach (2, 2-0), Sweeney (7, 0-7), Youkilis (12, 7-5)

7th: Aviles (24, 7-17), Byrd (1, 1-0), Crawford (4, 1-3), Gomez (5, 3-2), Kalish (4, 1-3), Lavarway (18, 5-13), Loney (1, 0-1), McDonald (5, 3-2), Middlebrooks (15, 7-8), Nava (14, 8-6), Podsednik (2, 1-1), Punto (3, 1-2), Ross (20, 9-11), Saltalamacchia (13, 5-8), Shoppach (7, 4-3), Sweeney (21, 11-10), Valencia (4, 1-3), Youkilis (1, 1-0)

8th: Anderson (1, 1-0), Aviles (36, 14-22), Byrd (15, 7-8), Ciriaco (13, 4-9), Gomez (2, 1-1), Iglesias (2, 0-2), Kalish (15, 7-8), Lavarway (2, 0-2), Lillibridge (1, 0-1), Lin (2, 0-2), Loney (2, 1-1), McDonald (9, 6-3), Middlebrooks (4, 2-2), Nava (13, 3-10), Podsednik (9, 4-5), Punto (2, 0-2), Ross (5, 3-2), Saltalamacchia (11, 5-6), Shoppach (14, 9-5), Sweeney (3, 1-2), Valencia (1, 1-0)

9th: Aviles (25, 12-13), Bard (1, 0-1), Beckett (2, 1-1), Buchholz (1, 1-0), Byrd (11, 6-5), Ciriaco (27, 11-16), De Jesus (1, 0-1), Doubront (1, 1-0), Iglesias (21, 5-16), Kalish (1, 0-1), Lester (2, 2-0), Lillibridge (2, 1-1), Lin (1, 1-0), Matsuzaka (1, 0-1), McDonald (4, 1-3), Morales (1, 1-0), Nava (2, 1-1), Podsednik (11, 4-7), Punto (22, 9-13), Repko (4, 1-3), Shoppach (19, 11-8), Sweeney (1, 0-1), Valencia (1, 0-1)

STARTS BY POSITION (Total, Red Sox W-L)

C: Lavarway (25, 6-19), Saltalamacchia (95, 37-58), Shoppach (42, 26-16)

1B: Gomez (13, 2-11), Gonzalez (103, 45-58), Lillibridge (1, 0-1), Loney (26, 9-17), Ortiz (7, 5-2), Youkilis (12, 8-4)

2B: Aviles (1, 1-0), Ciriaco (11, 5-6), De Jesus (1, 0-1), Pedroia (139, 57-82), Punto (10, 6-4)

SS: Aviles (123, 56-67), Ciriaco (11, 6-5), Iglesias (23, 5-18), Punto (5, 2-3)

3B: Aviles (1, 0-1), Ciriaco (34, 9-25), Gomez (6, 1-5), Middlebrooks (69, 40-29), Punto (15, 3-12), Valencia (7, 2-5), Youkilis (29, 14-15)

LF: Anderson (1, 1-0), Ciriaco (2, 0-2), Crawford (30, 12-18), Kalish (1, 0-1), McDonald (16, 8-8), Nava (65, 31-34), Podsednik (28, 10-18), Ross (19, 7-12)

CF: Byrd (26, 14-12), Ciriaco (1, 0-1), Ellsbury (71, 26-45), Kalish (16, 6-10), Lillibridge (2, 2-0), Lin (2, 0-2), McDonald (4, 3-1), Podsednik (18, 6-12), Repko (4, 1-3), Ross (3, 1-2), Sweeney (15, 10-5)

RF: Byrd (1, 0-1), Gonzalez (18, 12-6), Kalish (8, 3-5), Lillibridge (1, 0-1), Lin (1, 1-0), McDonald (2, 1-1), Nava (2, 0-2), Podsednik (4, 1-3), Ross (90, 39-51), Sweeney (35, 12-23)

DH: Aviles (5, 0-5), Ciriaco (9, 3-6), Ellsbury (1, 1-0), Gomez (4, 4-0), Gonzalez (1, 0-1), Kalish (1, 0-1), Lavarway (15, 4-11), Middlebrooks (1, 1-0), Nava (3, 0-3), Ortiz (81, 40-41), Pedroia (2, 1-1), Podsednik (3, 1-2), Ross (14, 4-10), Saltalamacchia (12, 4-8)

2012 HOME RUN NOTES				
HOMERS AT HOME:	88	SOLO HOMERS:	90	3-RUN HOMERS: 24
HOMERS ON THE ROAD:	77	2-RUN HOMERS:	48	GRAND SLAMS: 3

2-HOME RUN GAMES BY RED SOX (7)

Cody Ross, 4/23/12 at MIN

Jarrod Saltalamacchia, 4/26/12 at CWS

David Ortiz, 4/30/12 vs. OAK

Will Middlebrooks, 5/7/12 at KC

Cody Ross, 6/24/12 vs. ATL

David Ortiz, 6/25/12 vs. TOR

Cody Ross, 7/18/12 vs. CWS

3-HOME RUN GAMES BY RED SOX (0 in 2012)

Last: Dustin Pedroia, 6/4/10 at COL

PINCH-HIT HOME RUNS BY RED SOX (4)

Jarrod Saltalamacchia, 5/26/12 vs. TB off Fernando Rodney

Kelly Shoppach, 7/17/12 vs. CWS off Matt Thornton

Pedro Ciriaco, 8/4/12 vs. MIN off Glen Perkins

Will Middlebrooks, 8/7/12 vs. TEX off Ryan Dempster

GRAND SLAMS BY RED SOX (3)

Kevin Youkilis, 4/26/12 at CWS off Philip Humber

Will Middlebrooks, 5/6/12 vs. BAL off Tommy Hunter

David Ortiz, 6/20/12 vs. MIA off Chris Hatcher

FIRST-INNING LEADOFF HOME RUNS BY RED SOX (2)

Mike Aviles, 5/19/12 at PHI

Mike Aviles, 5/20/12 at PHI

WALK-OFF HOME RUNS (2)

Jarrod Saltalamacchia, 5/26/12 vs. TB off Fernando Rodney (9th)

Cody Ross, 5/19/12 vs. CWS off Addison Reed (9th)

INSIDE-THE-PARK HOME RUNS BY RED SOX (0 in 2012)

Last: Jacoby Ellsbury, 9/19/11 vs. BAL (G 2) off Jeremy Accardo

INSIDE-THE-PARK HOME RUNS AT FENWAY PARK (0 in 2012)

Last: Jacoby Ellsbury, 9/19/11 vs. BAL (G 2) off Jeremy Accardo

BACK-TO-BACK HOME RUNS BY RED SOX (5)

Kevin Youkilis and Jarrod Saltalamacchia, 4/26/12 at CWS (3rd)

Will Middlebrooks and Cody Ross, 6/29/12 at SEA (5th)

Will Middlebrooks and Jarrod Saltalamacchia, 5/19/12 at PHI (4th)

Cody Ross and Adrian Gonzalez, 7/18/12 vs. CWS (4th)

Cody Ross and Adrian Gonzalez, 6/24/12 vs. ATL (4th)

BACK-TO-BACK-TO-BACK HOME RUNS (0 in 2012)

Last: David Ortiz, Josh Reddick and Jarrod Saltalamacchia, 7/7/11 vs. BAL (7th)

2012 HIGHS AND LOWS**TEAM BATTING**

Most runs, game	15,	6/20 vs. MIA
Most runs, inning	8,	2 times, last 8/12 at CLE (5th)
Most hits, game (9 innings)	18,	4/24 at MIN
Most hits, game (extra innings)	20,	8/25 vs. KC
Most hits, inning	8,	4/13 vs. TB (8th)
Consecutive hits, inning	6,	4/13 vs. TB (8th)
Fewest hits, game	1,	9/28 at BAL
Most doubles, game	8,	2 times, last 8/6 vs. TEX
Most triples, game	2,	7/30 vs. DET
Most home runs, game	5,	4/14 vs. TB
Most home runs, inning	3,	6/29 at SEA (5th)
Most stolen bases, game	4,	6/15 vs. CWC
Most walks, game (9 innings)	8,	2 times, last 7/8 vs. NYY
Most walks, game (extra innings)	5,	2 times, last 6/5 vs. BAL
Most strikeouts, game (9 innings)	15,	7/8 vs. NYY
Most strikeouts, game (extra innings)	18,	5/6 vs. BAL
Most hit by pitch, game	3,	2 times, last 5/13 vs. CLE
Most left on base (9 innings)	13,	5/11 vs. CLE
Most left on base (extra innings)	13,	4/8 at DET

2012 HIGHS AND LOWS, CONTINUED

INDIVIDUAL BATTING

Most hits.....	4,	13 times, last Ellsbury, 9/11 vs. NYY
Most runs.....	4,	2 times, last Ciriaco, 8/23 vs. LAA
Most doubles.....	3,	4 times, last Crawford, 8/12 at CLE
Most triples.....	1,	16 times, last Gomez, 9/20 at TB
Most home runs.....	2,	7 times, last Ross, 7/18 vs. CWS
Most extra-base hits.....	3,	9 times, last Saltalamacchia, 9/12 vs. NYY
Most total bases.....	10,	2 times, last Ross, 7/18 vs. CWS
Most RBI.....	6,	Ross, 7/18 vs. CWS
Most stolen bases.....	3,	Ellsbury, 8/9 at CLE
Most walks.....	3,	6 times, last Saltalamacchia, 9/5 at SEA
Most strikeouts.....	5,	Ross, 5/6 vs. BAL (17 innings)
Longest hitting streak.....	18,	Gonzalez 6/20-7/7 (gm. 2)

TEAM PITCHING

Most strikeouts (9 innings).....	14,	4 times, last 9/26 vs. TB
Most strikeouts (extra innings).....	15,	5/6 vs. BAL
Most walks (9 innings).....	10,	9/19 at TB
Most walks, (extra innings).....	10,	5/6 vs. BAL
Fewest walks.....	0,	7 times, last 8/10 at CLE
Most runs allowed, game.....	20,	8/31 at OAK
Most runs allowed, inning.....	9,	2 times, last 10/1 at NYY (2nd)
Most hits allowed, game (9 innings).....	21,	4/17 vs. TEX
Most hits allowed, game (extra innings).....	20,	8/23 vs. LAA
Fewest hits allowed, game.....	2,	2 times, last 8/10 at CLE
Most hits allowed, inning.....	8,	10/1 at NYY (2nd)
Most home runs allowed, game.....	6,	4/17 vs. TEX
Most consecutive scoreless inn.....	14.0,	3 times, last 6/29 (1st)-6/30 (5th)

INDIVIDUAL PITCHING

Most innings pitched, starter.....	9.0,	4 times, last Buchholz, 8/10 at CLE
Fewest innings pitched, starter.....	1.0,	2 times, last Cook, 9/28 at BAL
Most innings pitched, reliever.....	5.2,	Germano, 7/7 vs. NYY (gm. 1)
Most strikeouts, starter.....	12,	Lester, 812 at CLE
Most strikeouts, reliever.....	6,	2 times, last Aceves, 5/4 vs. BAL
Most walks allowed.....	7,	2 times, last Lester, 9/11 vs. NYY
Longest winning streak.....	4,	2 times, last Padilla, 4/15-7/24
Longest losing streak.....	6,	Aceves, 4/21-7/3
Most consecutive scoreless inn. starter.....	16.0,	Buchholz, 6/1(8th)-5/12 (6th)
Most consecutive scoreless inn. reliever.....	19.2,	Atchison, 4/29-6/3
Most runs allowed.....	11,	Lester, 7/22 vs. TOR
Most earned runs allowed.....	11,	Lester, 7/22 vs. TOR
Most hits allowed.....	12,	Buchholz 8/22 vs. LAA
Fewest hits allowed, CG.....	2,	2 times, last Buchholz, 8/10 at CLE
Most home runs allowed.....	5,	2 times, last Buchholz, 4/20 vs. NYY
Most pitches thrown.....	126,	Beckett, 4/29 at CWS

MISCELLANEOUS TEAM

Longest winning streak.....	6,	4/23-4/28
Longest losing streak.....	8,	9/25-10/3
Longest game, innings.....	17,	5/6 vs. BAL
Longest game, time (9 innings).....	4:09,	9/18 at TB
Longest game, time (extra innings).....	6:07,	5/6 vs. BAL
Shortest game, time.....	2:13,	4/11 at TOR
Largest crowd, Fenway Park.....	38,416 ,	8/7 vs. TEX
Smallest crowd, Fenway Park.....	36,770,	4/20 vs. NYY
Largest crowd, road.....	49,573,	7/28 at NYY
Smallest crowd, road.....	11,502,	9/18 at TB
Largest winning margin.....	13,	8/12 at CLE
Largest losing margin.....	18,	8/31 at OAK
Largest deficit overcome to win.....	4,	4/14 vs. TB
Largest lead relinquished to lose.....	9,	4/21 vs. NYY
Most double plays turned.....	6,	5/6 vs. BAL (17 inn.)
Most errors.....	3,	3 times, last 9/12 vs. MIN
Most errors by an opponent.....	4,	7/7 vs. NYY (gm.2)
Most stolen bases by an opponent.....	4,	3 times, last 9/1 at OAK

THE LAST TIME THE SOX...

INDIVIDUAL BATTING

5 hits in a game	Dustin Pedroia, 6/24/10 at COL
6 hits in a game	Nomar Garciaparra, 6/21/03 at PHI (13 innings)
6 RBI in a game	Cody Ross, 7/18/12 vs. CWS
7 or more RBI in a game	J.D. Drew (7), 6/8/07 at ARI
10 RBI in a game (ties club record)	Nomar Garciaparra, 5/10/99 vs. SEA
3 home runs in a game	Dustin Pedroia, 6/24/10 at COL
Game-ending home run	J. Saltalamacchia, 5/26/12 vs. TB (9th inning)
Pinch-hit grand slam	Kevin Millar, 6/7/03 at MIL
2 grand slams in a game	Bill Mueller, 7/29/03 at TEX
HR in 1st ML game	Daniel Nava, 6/12/10 vs. PHI (grand slam)
HR in 1st Red Sox PA	Daniel Nava, 6/12/10 vs. PHI (grand slam)
Grand Slam in 1st Red Sox PA	Daniel Nava, 6/12/10 vs. PHI
Inside-the-park home run	Jacoby Ellsbury, 9/19 /11vs. BAL (Game 2)
Homerod from both sides of the plate	Victor Martinez, 5/17/10 at NYY
Pitcher collected a base hit	Franklin Morales, 6/17/12 at CHC off Maholm
Pitcher hit a home run	Josh Beckett, 6/14/09 at PHI off J.A. Happ
Hit for the cycle	John Valentin, 6/6/96 vs. CWS
Hit streak of at least 30 G	Nomar Garciaparra (30), 7/26-8/29/97
Single-season hit streak of at least 20 G	Dustin Pedroia (25), 6-29-7/28/11
Straight steal of home	Jacoby Ellsbury, 4/26/09 vs. NYY
Steal of home on double steal	Ryan Kish, 10/3/10 vs. NYY
4 steals in a game (ties club record)	Jacoby Ellsbury, 8/9/10 at NYY

INDIVIDUAL PITCHING

No-hitter	Jon Lester, 5/19/08 vs. KC (W, 7-0)
One-hitter	Josh Beckett, 6/15/11 at TB (W, 3-0)
15 or more strikeouts in a game	Pedro Martinez (16), 4/8/01 vs. TB
Position player pitched	Darnell McDonald, 5/6/12 vs. BAL
Pitcher played another position	Javier Lopez (right field), 4/30/09 at TB

TEAM

Walk-off win	9/11/12 vs. NYY (4-3 in 9 innings)
Scored 20 runs in a game	6/27/03 vs. FLA (25)
Had 20 hits in a game	8/25/12 (12 innings)
Scored 10 runs in an inning	6/20/11 vs. SD (10 runs in 7th inning)
Hit 7 home runs in a game	7/4/03 at NYY
Hit 8 home runs in a game	7/4/77 vs. TOR (club record)
Hit 4 consec. HR (club and MLB record)	4/22/07 vs. NYY (3rd inning): Manny Ramirez, J.D. Drew, Mike Lowell and Jason Varitek
Hit game-ending HR in back-to-back games	5/10/05 vs. OAK (9th inn., Kevin Millar off O. Dotel), 5/11/05 vs. OAK (9th, Jason Varitek off Dotel)
Turned a triple play	8/16/11 vs. TB (4th inning, Game 2): 3B Jed Lowrie to 2B Dustin Pedroia to 1B Adrian Gonzalez
Hit into a triple play	8/6/01 vs. TEX (4th inning, Scott Hatteberg)
Back-to-back 1-0 wins	7/18-19/06 vs. KC

2012 TRANSACTIONS

DATE	TRANSACTIONS
Feb. 21	RHP Chris Carpenter and a player to be named later (RHP Aaron Kurcz on 3/15) acquired from the Chicago Cubs in exchange for a player to be named later (1B Jair Bogaerts, 3/29)...With the trade, the compensation for Theo Epstein joining the Cubs as President of Baseball Operations was completed...LHP Rich Hill selected to 40-man major league roster...RHPs Bobby Jenks and John Lackey placed on 60-day DL.
March 16	OF Che-Hsuan Lin and 3B Will Middlebrooks optioned to Triple-A Pawtucket...LHP Drake Britton and 2B Oscar Tejeda optioned to Double-A Portland...RHPs Tony Pena Jr., Chorye Spooner and Alex Wilson and OF Juan Carlos Linares reassigned to minor league camp.
March 17	RHP Carlos Silva released.
March 18	RHP Stolmy Pimentel optioned to Double-A Portland.
March 19	RHP Will Inman reassigned to minor league camp.
March 23	RHPs Clayton Mortensen and Junichi Tazawa and C Luis Exposito optioned to Triple-A Pawtucket...RHP Brandon Duckworth, LHP Jesse Carlson, C Max St. Pierre and OF Alex Hassan reassigned to minor league camp.
March 27	1B Lars Anderson and SS Jose Iglesias optioned to Triple-A Pawtucket...RHPs Justin Germano and Doug Mathis, and OF Josh Kroeger reassigned to minor league camp.
April 2	RHPs Aaron Cook and Ross Ohlendorf reassigned to minor league camp.
April 4	LHP Rich Hill, RHPs Daisuke Matsuzaka and Andrew Miller and OF Carl Crawford placed on 15-day DL (retro to 3/26)...RHPs Andrew Bailey and Chris Carpenter, and OF Ryan Kalish placed on 60-day DL...RHPs Scott Atchison and Vicente Padilla and LHP Justin Thomas selected to active Major League roster...INFs Pedro Ciriaco and Nate Spears and OF Jason Repko assigned to Triple-A Pawtucket...C Daniel Butler assigned to Double-A Portland.
April 7	LHPs Rich Hill and Andrew Miller sent to Single-A Greenville on rehab assignment.
April 14	OF Jacoby Ellsbury placed on 15-day DL...OF Che-Hsuan Lin recalled from Triple-A Pawtucket.
April 15	OF Jason Repko and INF/OF Nate Spears selected to active major league roster...OF Che-Hsuan Lin optioned to Triple-A Pawtucket after the April 14 game...RHP Michael Bowden and C Luis Exposito designated for assignment.
April 18	RHP Junichi Tazawa recalled from Triple-A Pawtucket...RHP Mark Melancon optioned to Triple-A Pawtucket.
April 21	OF Marlon Byrd and cash considerations acquired from the Chicago Cubs in exchange for RHP Michael Bowden and a player to be named later (LHP Hunter Cervenka on 5/15)...INF/OF Nate Spears designated for assignment.
April 23	OF Jason Repko placed on 15-day DL (retro to 4/21)...1B/OF Lars Anderson recalled from Triple-A Pawtucket.
April 26	INF/OF Nate Spears outrighted to Triple-A Pawtucket.
April 27	LHP Rich Hill activated from 15-day DL...LHP Justin Thomas optioned to Triple-A Pawtucket.
May 1	SS Jose Iglesias recalled from Triple-A Pawtucket...RHP Junichi Tazawa and 1B/OF Lars Anderson optioned to Triple-A Pawtucket.
May 2	RHP Clayton Mortensen and 3B Will Middlebrooks recalled from Triple-A Pawtucket...3B Kevin Youkilis placed on 15-day DL (retro to 4/29).
May 3	RHP Aaron Cook selected to active Major League roster from Triple-A Pawtucket...SS Jose Iglesias optioned to Triple-A Pawtucket...OF Carl Crawford transferred to 60-day DL.
May 6	RHP Aaron Cook placed on 15-day DL...LHP Andrew Miller activated from 15-day DL.
May 10	OF Daniel Nava selected to active major league roster...RHP Clayton Mortensen optioned to Triple-A Pawtucket...LHP Justin Thomas designated for assignment.
May 11	OF Darnell McDonald placed on 15-day DL (retro to 5/13)...1B Mauro Gomez selected to active major league roster...OF Jacoby Ellsbury transferred to 60-day DL.
May 20	OF Che-Hsuan Lin recalled from Triple-A Pawtucket...1B Mauro Gomez optioned to Triple-A Pawtucket.
May 22	OF Cody Ross placed on 15-day DL (retro to 5/19)...OF Ryan Sweeney placed on 7-day concussion DL effective 5/21...3B Kevin Youkilis activated from 15-day DL...OF Scott Podsednik selected to active Major League roster from Triple-A Pawtucket...RHP Daisuke Matsuzaka transferred to 60-day DL.
May 28	OF Ryan Sweeney activated from 7-day disabled list...OF Che-Hsuan Lin optioned to Triple-A Pawtucket.
June 5	OF Darnell McDonald activated from 15-day DL...RHP Daniel Bard optioned to Triple-A Pawtucket.
June 9	RHP Daisuke Matsuzaka activated from 60-day DL...OF Marlon Byrd designated for assignment...OF Ryan Kalish activated from 60-day DL and optioned to Triple-A Pawtucket...OF Jason Repko transferred to 60-day DL.
June 10	LHP Rich Hill placed on 15-day DL...RHP Mark Melancon recalled from Triple-A Pawtucket.
June 16	RHP Josh Beckett placed on 15-day DL...RHP Clayton Mortensen recalled from Triple-A Pawtucket.
June 17	OF Ryan Sweeney placed on 15-day DL...OF Ryan Kalish recalled from Triple-A Pawtucket.
June 19	OF Cody Ross activated from 15-day DL...OF Scott Podsednik placed on 15-day DL.
June 22	OF Jason Repko activated from 15-day DL and outrighted to Triple-A Pawtucket.
June 24	RHP Clay Buchholz placed on 15-day DL...RHP Aaron Cook activated from 15-day DL...INF/OF Brent Lillibridge and RHP Zach Stewart acquired from the Chicago White Sox in exchange for 3B Kevin Youkilis and cash considerations...LF Oscar Tejeda designated for assignment.
June 30	RHP Josh Beckett activated from 15-day DL...OF Darnell McDonald designated for assignment.
July 3	RHP Bobby Jenks placed on unconditional release waivers...RHP Daisuke Matsuzaka placed on 15-day DL...1B Mauro Gomez recalled from Triple-A Pawtucket.
July 4	RHP Justin Germano selected to active major league roster from Triple-A Pawtucket...RHP Clayton Mortensen optioned to Triple-A Pawtucket.
July 6	2B Dustin Pedroia placed on 15-day DL...INF Pedro Ciriaco selected to active major league roster...LHP Rich Hill transferred to 60-day DL...OF Scott Podsednik activated from 15-day DL and optioned to Triple-A Pawtucket.
July 7	RHP Clayton Mortensen recalled from Triple-A Pawtucket as 26th man on active roster for day-night doubleheader and returned to Triple-A Pawtucket following game 2...OF Ryan Sweeney activated from 15-day DL prior to game 2...OF Ryan Kalish optioned to Triple-A Pawtucket prior to game 2.
July 13	OF Jacoby Ellsbury activated from 60-day DL...RHP Justin Germano designated for assignment.
July 14	RHP Clay Buchholz activated from 15-day DL...1B Mauro Gomez optioned to Triple-A Pawtucket.
July 15	RHP Scott Atchison placed on 15-day DL...RHP Junichi Tazawa recalled from Triple-A Pawtucket.
July 16	OF Carl Crawford activated from 60-day DL...INF/OF Brent Lillibridge designated for assignment.
July 18	DH David Ortiz placed on 15-day DL...1B Mauro Gomez recalled from Triple-A Pawtucket...Gomez optioned to Triple-A Pawtucket following the game.
July 19	2B Dustin Pedroia activated from 15-day DL...RHP Justin Germano (DFA'd, 7/13) traded to Chicago Cubs in exchange for cash considerations.
July 24	INF/OF Brent Lillibridge traded to Cleveland Indians in exchange for minor league RHP Jose De La Torre...De La Torre assigned to Triple-A Pawtucket.

2012 TRANSACTIONS, CONTINUED

July 31	LHP Craig Breslow acquired from Arizona in exchange for RHP Matt Albers and OF Scott Podsednik...RHP Steven Wright acquired from Cleveland in exchange for 1B/OF Lars Anderson...OF Ryan Sweeney placed on 15-day DL...OF Ryan Kalish and RHP Clayton Mortensen recalled from Triple-A Pawtucket...RHP Chris Carpenter activated from 60-day DL and optioned to Triple-A Pawtucket.
August 1	LHP Craig Breslow added to the active major league roster...C Ryan Lavanway recalled from Triple-A Pawtucket...OF Daniel Nava placed on the 15-day DL...RHP Clayton Mortensen optioned to Triple-A Pawtucket.
August 5	3B Danny Valencia acquired from Minnesota in exchange for OF Jeremias Pineda...Valencia optioned to Triple-A Pawtucket.
August 8	RHP Vicente Padilla placed on 15-day DL...RHP Clayton Mortensen recalled from Triple-A Pawtucket.
August 9	OF Ryan Kalish optioned to Triple-A Pawtucket following the game.
August 10	OF Scott Podsednik signed by Red Sox...OF Ryan Sweeney transferred to 60-day DL.
August 11	3B Will Middlebrooks placed on 15-day DL...3B Danny Valencia recalled from Triple-A Pawtucket.
August 14	C Kelly Shoppach traded to the New York Mets in exchange for PTBNL (RHP Pedro Beato, 8/16)...RHP Andrew Bailey activated from 60-day DL.
August 16	RHP Scott Atchison transferred to 60-day DL.
August 18	LHP Felix Doubront placed on 15-day DL...1B Mauro Gomez recalled from Triple-A Pawtucket.
August 20	Bob McClure relieved of duties as pitching coach...Randy Niemann assumed role for the remainder of the season.
August 21	OF Carl Crawford placed on 15-day DL...3B Danny Valencia optioned to Triple-A Pawtucket...OF Daniel Nava and RHP Vicente Padilla activated from 15-day DL.
August 24	DH David Ortiz activated from 15-day DL...RHP Junichi Tazawa optioned to Triple-A Pawtucket.
August 25	RHP Josh Beckett, LF Carl Crawford, 1B Adrian Gonzalez and INF Nick Punto traded to Los Angeles Dodgers along with cash considerations in exchange for 1B James Loney, INF Ivan De Jesus, Jr., RHP Allen Webster and 2 PTBNL (RHP Rubby De La Rosa and 1B/OF Jerry Sands on 10/4)...LHP Felix Doubront activated from 15-day DL...OF Daniel Nava placed on 15-day DL...SS Jose Iglesias, OF Che-Hsuan Lin and RHP Junichi Tazawa recalled from Triple-A Pawtucket...RHP Alfredo Aceves suspended for 3 games for conduct detrimental to the team.
August 26	1B James Loney added to active major league roster...OF Che-Hsuan Lin optioned to Triple-A Pawtucket...RHP Pedro Beato recalled from Triple-A Pawtucket.
August 27	RHP Daisuke Matsuzaka activated from 15-day DL...DH David Ortiz placed on 15-day DL...OF Ryan Kalish recalled from Triple-A Pawtucket...RHP Pedro Beato optioned to Triple-A Pawtucket.
August 28	LHP Franklin Morales placed on 15-day DL...RHP Alfredo Aceves reinstated to active roster.
August 29	RHP Zach Stewart recalled from Triple-A Pawtucket...RHP Clayton Mortensen optioned to Double-A Portland.
August 30	RHP Daniel Bard recalled from Triple-A Pawtucket...RHP Zach Stewart optioned to Triple-A Pawtucket.
Sept. 1	LHP Rich Hill activated from 60-day DL.
Sept. 2	INF Ivan De Jesus Jr. recalled from Triple-A Pawtucket.
Sept. 3	RHP Chris Carpenter recalled from Triple-A Pawtucket...C Guillermo Quiroz acquired from Seattle in exchange for cash considerations.
Sept. 4	C Guillermo Quiroz selected to active major league Roster...RHP Clayton Mortensen recalled from Double-A Portland.
Sept. 9	OF Daniel Nava activated from 15-day DL.
Sept. 12	RHP Scott Atchison activated from 60-day DL...RHP Franklin Morales placed on 60-day DL.
Sept. 21	RHP Pedro Beato, RHP Zach Stewart and 3B Danny Valencia recalled from Triple-A Pawtucket.
Sept. 23	OF Che-Hsuan Lin recalled from Triple-A Pawtucket.
Oct. 4	RHP Rubby De La Rosa and 1B/OF Jerry Sands acquired from Los Angeles, completing the 8/25 trade of RHP Josh Beckett, OF Carl Crawford, 1B Adrian Gonzalez and INF Nick Punto to the Dodgers in exchange for 1B James Loney, INF Ivan De Jesus Jr. and RHP Allen Webster.
Oct. 17	RHP Sandy Rosario claimed off waivers from Miami...OF Che-Hsuan Lin designated for assignment.
Oct. 21	John Farrell named 46th manager of the Boston Red Sox.
Oct. 26	Torey Lovullo named major league bench coach.
Oct. 30	Brian Butterfield named major league third base coach.
Nov. 2	DH David Ortiz tendered a 1-year qualifying offer.
Nov. 5	DH David Ortiz agreed on a 2-year extension through 2014.
Nov. 7	Juan Nieves named major league pitching coach.
Nov. 14	C David Ross signed to a 2-year contract through 2014.
Nov. 20	Arnie Beyerler named major league first base coach...C Daniel Butler, OF Alex Hassan, RHP Alex Wilson and RHP Steven Wright selected to the 40-man roster from Triple-A Pawtucket...C Christian Vazquez and RHP Allen Webster selected to the 40-man roster from Double-A Portland...INF Ivan De Jesus, 3B Danny Valencia, RHP David Carpenter, RHP Sandy Rosario and RHP Zach Stewart designated for assignment.
Nov. 28	Greg Colbrunn named major league hitting coach...RHP Zach Stewart traded to Pittsburgh in exchange for a player to be named later (RHP Kyle Kaminsky on 12/6)...RHP Sandy Rosario traded to Oakland in exchange for a player to be named later (RHP Graham Godfrey on 12/7)...3B Danny Valencia traded to Baltimore in exchange for cash considerations.
Nov. 30	Victor Rodriguez named major league assistant hitting coach...RHP Scott Atchison, LHP Rich Hill and OF Ryan Sweeney not tendered 2013 contracts.
Dec. 1	OF Jonny Gomes signed to a 2-year contract through 2014.
Dec. 13	OF Shane Victorino signed to a 3-year contract through 2015.
Dec. 18	RHP Koji Uehara signed to a 1-year contract through 2013.
Dec. 19	RHP Ryan Dempster signed to a 2-year contract through 2014.
Dec. 26	RHP Joel Hanrahan and INF Brock Holt acquired from Pittsburgh in exchange for RHP Mark Melancon, RHP Stolmy Pimentel, INF Ivan De Jesus, and 1B/OF Jerry Sands...SS Stephen Drew signed to a 1-year contract through 2013.

2012 DISABLED LIST (as of October 3, 2012)

PLAYER	INJURY	ON DL (RETRO TO)	REINSTATED	GAMES MISSED
Bobby Jenks, RHP	Recovery from back surgery (60-day)	February 21	Released July 3	80 (42-38)
John Lackey, RHP	Recovery from right elbow surgery (60-day)	February 21	---	162 (69-93)
Rich Hill, LHP	Recovery from left elbow surgery	April 4 (March 26)	April 27	18 (8-10)
Daisuke Matsuzaka, RHP	Recovery from right elbow surgery (60-day)	April 4 (March 26)	June 9	58 (29-29)
Andrew Miller, LHP	Left hamstring strain	April 4 (March 26)	May 6	26 (11-15)
Carl Crawford, OF	Recovery from left wrist surgery (60-day)	April 4 (March 26)	July 16	89 (45-44)
Andrew Bailey, RHP	Recovery from right thumb surgery (60-day)	April 4	August 14	116 (57-59)
Chris Carpenter, RHP	Recovery from right elbow surgery (60-day)	April 4	July 31	103 (52-51)
Ryan Kinsler, OF	Recovery from left shoulder surgery (60-day)	April 4	June 9	58 (29-29)
Jacoby Ellsbury, OF	Right shoulder subluxation (60-day)	April 14	July 13	79 (41-38)
Jason Repko, OF	Left shoulder sprain (60-day)	April 23 (April 21)	June 22	55 (31-24)
Kevin Youkilis, 3B	Low back strain	May 2 (April 29)	May 22	22 (11-11)
Aaron Cook, RHP	Left knee laceration	May 6	June 24	45 (26-19)
Darnell McDonald, OF	Right oblique strain	May 13 (May 12)	June 5	22 (15-7)
Cody Ross, OF	Left foot navicular bone fracture	May 22 (May 19)	June 19	27 (15-12)
Ryan Sweeney, OF	Concussion (7-day)	May 21	May 28	6 (3-3)
Rich Hill, LHP	Left elbow strain (60-day)	June 10 (June 9)	September 1	75 (33-42)
Josh Beckett, RHP	Right shoulder inflammation	June 16 (June 12)	June 30	16 (12-4)
Ryan Sweeney, OF	Left big toe inflammation	June 17	July 7 (gm. 2)	18 (10-8)
Scott Podsednik, OF	Left groin strain	June 19 (June 18)	July 6	15 (9-6)
Clay Buchholz, RHP	Stomach illness	June 24 (June 20)	July 14	18 (9-9)
Daisuke Matsuzaka, RHP	Right upper trapezius strain	July 3	August 27	48 (19-29)
Dustin Pedroia, 2B	Right thumb strain	July 6 (July 4)	July 19	11 (5-6)
Scott Atchison, RHP	Right elbow strain (60-day)	July 15 (July 14)	September 12	55 (20-35)
David Ortiz, DH	Right Achilles strain	July 18 (July 17)	August 24	35 (13-22)
Ryan Sweeney, OF	Fractured bone in left hand (60-day)	July 31	---	59 (17-42)
Daniel Nava, OF	Left wrist sprain	August 1 (July 29)	August 21	21 (9-12)
Vicente Padilla, RHP	Right arm tightness	August 8 (August 6)	August 21	13 (5-8)
Will Middlebrooks, 3B	Right wrist fracture	August 11	---	48 (13-35)
Felix Doubront, RHP	Right knee contusion	August 18 (August 10)	August 25	6 (2-4)
Carl Crawford, OF	Sprained ulnar collateral ligament	August 21 (August 20)	Traded August 25	4 (1-3)
Daniel Nava, OF	Left wrist sprain	August 25	September 9	14 (3-11)
David Ortiz, DH	Right Achilles strain	August 27 (August 25)	---	36 (9-27)
Franklin Morales, LHP	Left shoulder inflammation (60-day)	August 29 (August 24)	---	37 (10-27)
2012 Totals	27 Players	34 DL stints		1,495 Games Missed



NATIONAL BASEBALL HALL OF FAME AND MUSEUM

25 Main Street, Cooperstown, New York 13326
Phone: (607) 547-7200 Fax: (607) 547-2044

Public Relations: (607) 547-0215

e-mail address: info@baseballhall.org

Web site: baseballhall.org

Summer Hours: Memorial Day Weekend - Labor Day Weekend: 9 a.m. to 9 p.m.

Regular Hours: 9 a.m. to 5 p.m.

Holiday Closings: Thanksgiving Day, Christmas Day, and New Year's Day.

DIRECTORY: Jane Forbes Clark (Chairman), Joe Morgan (Vice Chairman), Jeff Idelson (President), Bill Haase (Senior Vice President), Sean Gahagan (Vice President, Retail Merchandising & Licensing), Erik Strohl (Senior Director of Exhibitions and Collections), Ken Meifert (Senior Director, Development)

RESEARCH AND LIBRARY CONTACTS: Jim Gates (Librarian), Tim Wiles (Research Director), Pat Kelly (Photo Archivist)

PR CONTACTS: Brad Horn (Senior Director, Communications & Education) and Craig Muder (Communications Director)

HALL OF FAME WEEKEND 2013: July 26-29

Inductees: Hank O'Day, Jacob Ruppert and Deacon White.

Awards: Sat. July 27, 4:30 p.m., ET, Doubleday Field

Induction: Sun. July 28, 1:30 p.m. ET, Clark Sports Center

HALL OF FAME CLASSIC 2013: May 25-26

Legends Game and Special Events

Game: Sat. May 25, 2 p.m., Doubleday Field

For more information, visit baseballhall.org

RED SOX IN THE HALL OF FAME

A total of 42 former players, managers and executives in the Hall of Fame spent some or part of their professional careers with the Boston Red Sox, including 2010 BBWAA Inductee Andre Dawson, who played two seasons with the Red Sox. Ten of the other 41 men spent a majority of their careers with the Red Sox including: Wade Boggs, Jimmy Collins, Joe Cronin, Bobby Doerr, Harry Hooper, Jim Rice, Ted Williams, Carl Yastrzemski, Cy Young and Thomas Yawkey. For a complete list of Boston Red Sox in the Hall of Fame, visit the "Hall of Famers" team pages at www.baseballhall.org.

2007 BOSTON RED SOX WORLD SERIES ARTIFACTS IN THE HALL OF FAME

- Cap worn by Series Most Valuable Player Mike Lowell.
- Cap worn by Game Four winning pitcher Jon Lester.
- Jacoby Ellsbury's bat from Game Three, when he hit two doubles in one inning.
- Spikes worn by Daisuke Matsuzaka, winning pitcher in Game Three.

NOTABLE RED SOX ARTIFACTS IN COOPERSTOWN

- Batting gloves worn by David Ortiz on July 4, 2012 when he hit his 400th career HR.
- Two May 20, 2011 tickets, the first time the Cubs visited Fenway since the 1918 Series.
- Ball hit by Marco Scutaro for the first hit at Target Field on April 12, 2010.
- Spikes worn by Boston's David Ortiz, new HR record for a DH, Sept. 15, 2009.
- Helmet from Manny Ramirez 500th home run on May 31, 2008.
- Ball signed by Kevin Youkilis from his record-setting 194th consecutive errorless game at first base on April 2, 2008.
- Spikes from Jon Lester and a ball and ticket from his no-hitter on May 19, 2008.
- Ball and cap from Clay Buchholz's no-hitter on Sept. 1, 2007.
- Bat used in Game Four by 2004 Series MVP Manny Ramirez, to tie the postseason record for longest hitting streak at 17.
- Custom-made spikes worn by Curt Schilling during Game Two of the 2004 World Series, during which his ankle was sutured to protect a torn sheath around his Achilles' tendon.
- Triple Crown Award won by Carl Yastrzemski in 1967; led the A.L. in batting .326 with 44 home runs and 121 RBI.
- Bat and ball used to register Ted Williams' 500th home run on June 17, 1960.



David Ortiz's batting gloves from his 400th home run.

A LOOK AHEAD TO 2014

Ballots for the 2014 Hall of Fame/BBWAA election will be distributed in early December with results from the voting scheduled to be announced in January 2014. A partial list of first-year candidates for election include: Moises Alou, Eric Gagne, Tom Glavine, Greg Maddux, Mike Mussina, Hideo Nomo, Jeff Kent and Frank Thomas. Historical information on past BBWAA elections and the election process can be accessed at www.baseballhall.org or by contacting the Hall of Fame Public Relations department.

CONNECT TO COOPERSTOWN

- For up-to-the-minute news from Cooperstown, visit at www.baseballhall.org. Stay up-to-date on all the activity at the Hall of Fame's official site and through social networking on Facebook, Instagram, Twitter and YouTube.
- If you would like to receive interesting stories and timely news items direct from the Hall of Fame and get the inside track on the latest happenings in Cooperstown, sign up for *Inside Pitch*. There's no cost to receive our weekly electronic newsletter in your e-mail box at home or work and it's easy to enroll: Just log on to www.hofclubhouse.com.
- If you have an interest in receiving *Around The Horn*, the Hall's monthly media newsletter, please send an e-mail to info@baseballhall.org. Be sure to include your name, name of organization and e-mail address.

RESEARCH ASSISTANCE

The Hall of Fame is pleased to provide assistance in baseball research and members of the media are encouraged to utilize this valuable baseball resource whenever necessary by calling the Public Relations department at (607) 547-0215, or the Library Reference desk at (607) 547-0330.



OPPONENTS



BALTIMORE ORIOLES

ORIOLE PARK AT CAMDEN YARDS

333 WEST CAMDEN STREET, BALTIMORE, MD 21202 • 410-547-6100

Chairman/Chief Executive Officer.....	Peter G. Angelos
Executive Vice President, Baseball Operations.....	Dan Duquette
Director, Public Relations.....	Monica Barlow
Manager, Media Relations.....	Jeff Lantz
Coordinator, Team Travel.....	Kevin Buck
2012 Record.....	93-69
Stadium (First Season/Capacity).....	Oriole Park at Camden Yards (1992/45,971)
Media Relations Telephone/Fax.....	410-547-6150/410-547-6272

2012 SERIES RECAP

Date	H/A	Result	Winner	Loser	Save	Time	Attendance
5/4	H	L4-6	Patton	MORALES	Johnson	4:37	37,223
5/5	H	L2-8	Hammel	COOK	None	2:56	37,581
5/6	H	L6-9	Davis	McDonald	None	6:07	37,394
5/21	A	W8-6	MILLER	Gregg	ACEVES	3:16	16,392
5/22	A	L1-4	Matusz	DOUBRONT	Johnson	2:57	25,171
5/23	A	W6-5	BARD	Arrieta	ACEVES	3:28	27,806
6/5	H	L6-8	Johnson	ACEVES	None	3:34	37,181
6/6	H	L1-2	Chen	BECKETT	Johnson	2:31	37,243
6/7	H	W7-0	BUCHHOLZ	Matusz	None	2:50	37,307
8/14	A	L1-7	Chen	BECKETT	None	2:53	26,204
8/15	A	L3-5	M.Gonzalez	COOK	Johnson	2:53	22,269
8/16	A	W6-3	BUCHHOLZ	L.Ayala	ACEVES	3:22	25,483
9/21	H	L2-4	Gonzalez	LESTER	Johnson	3:00	37,731
9/22	H	L6-9	Hunter	ACEVES	Johnson	4:14	37,570
9/23	H	W2-1	TAZAWA	Ayala	BAILEY	2:53	37,310
9/28	A	L1-9	Tillman	COOK	None	2:23	33,518
9/29	A	L3-4	Hunter	DOUBRONT	Johnson	2:37	46,311
9/30	A	L3-6	Saunders	STEWART	Johnson	2:19	41,257

SERIES RESULTS, LAST 20 YEARS

Year	Home	Road	Total	Year	Home	Road	Total
1993	3-4	4-2	7-6	2003	5-5	5-4	10-9
1994	0-3	2-1	2-4	2004	3-6	6-4	9-10
1995	6-0	3-4	9-4	2005	4-5	6-3	10-8
1996	3-3	3-4	6-7	2006	8-1	7-2	15-3
1997	3-3	4-2	7-5	2007	6-3	6-3	12-6
1998	4-2	2-4	6-6	2008	7-2	5-4	12-6
1999	2-4	5-1	7-5	2009	8-1	8-1	16-2
2000	2-4	5-1	7-5	2010	5-4	4-5	9-9
2001	4-6	6-3	10-9	2011	6-3	4-5	10-8
2002	5-4	8-2	13-6	2012	2-7	3-6	5-13
TOTALS				86-70	96-61	182-131	

SERIES FACTS (SINCE 1954)

Longest Red Sox Winning Streak.....	13 (9/3/2005-5/16/2006)
Longest Orioles Winning Streak.....	8 (4/27-5/30/1960)
Most consecutive series won by Red Sox.....	12 (5/30/2008-4/25/2010)
Most consecutive series won by Orioles.....	6 (4/27/1960-8/21/1960)

LAST SWEEPS

Red Sox 2-game in Boston.....	9/8-9/9/2009
Red Sox 3-game in Boston.....	9/1-9/3/2008
Red Sox 4-game in Boston.....	7/7-7/10/2011
Red Sox 2-game in Baltimore.....	4/25-4/26/2007
Red Sox 3-game in Baltimore.....	9/18-9/20/2009
Red Sox 4-game in Baltimore.....	9/20-9/23/2002
Orioles 2-game in Boston.....	7/21-7/22/1999
Orioles 3-game in Boston.....	5/4-5/6/2012
Orioles 4-game in Boston.....	9/29-10/1/1980
Orioles 2-game in Baltimore.....	5/13-5/14/2008
Orioles 3-game in Baltimore.....	9/28-9/30/2012
Orioles 4-game in Baltimore.....	7/9-7/12/1998

BUCK SHOWALTER, MANAGER

RECORD IN BALTIMORE

196-185

CAREER RECORD

1078-1018

2013 SCHEDULE

April 8-11 in Boston
June 13-16 in Baltimore
July 26-28 in Baltimore
August 27-29 in Boston
Sept. 17-19 in Boston
Sept 27-29 in Baltimore

SERIES RECORDS

ALL-TIME SERIES SINCE 1901

1,157-949

VS. BALTIMORE SINCE 1954

264-212

AT FENWAY PARK

264-212

AT BALTIMORE

255-226

AT CAMDEN YARDS

99-65

SERIES HIGHS SINCE 1954 (MOST RECENT OCCURRENCE)

BOSTON (IN BOSTON)

Runs..... 16 (5/30/1957)
Hits..... 20 (9/2/2008)
Errors..... 4 (6, 6/11/1993)

BOSTON (IN BALTIMORE)

Runs..... 18 (2, 8/2/2009)
Hits..... 23 (2, 8/2/2009)
Errors..... 5 (2, 10/3/1985)

ORIOLES (IN BOSTON)

Runs..... 17 (9/27/1960)
Hits..... 21 (2, 6/25/1970)
Errors..... 4 (2, 9/25/1998)

ORIOLES (IN BALTIMORE)

Runs..... 15 (9/20/1984)
Hits..... 20 (9/20/1984)
Errors..... 6 (5/19/1974)



CHICAGO WHITE SOX

U.S. CELLULAR FIELD

333 WEST 35TH STREET, CHICAGO, IL 60616 • 312-674-1000

Chairman	Jerry Reinsdorf
Senior Vice President/General Manager	Rick Hahn
Director of Media Relations	Bob Beghtol
Manager of Media Relations	Ray Garcia
Coordinator of Media Services	Leni Depoister
Director of Team Travel	Ed Cassin
2012 Record	85-77
Stadium (First Season/Capacity)	U.S. Cellular Field (1991/40,615)
Media Relations Telephone/Fax	312-674-5300/312-674-5847

2012 SERIES RECAP

Date	H/A	Result	Winner	Loser	Save	Time	Attendance
4/26	A	W10-3	DOUBRONT	Humber	TAZAWA	3:03	20,266
4/27	A	W10-3	BARD	Danks	None	2:47	20,414
4/28	A	W1-0	LESTER	Peavy	ACEVES	2:44	20,057
4/29	A	L1-4	Floyd	BECKETT	Thornton	2:58	22,811
7/16	H	W5-1	PADILLA	Septimo	None	2:40	38,334
7/17	H	L5-7	Humber	LESTER	A.Reed	3:06	37,771
7/18	H	W10-1	DOUBRONT	Hernandez	None	2:50 (0:14)	37,367
7/19	H	W3-1	ACEVES	Thornton	None	2:47	38,413

SERIES RESULTS, LAST 20 YEARS

Year	Home	Road	Total	Year	Home	Road	Total
1993	4-2	3-3	7-5	2003	1-2	4-2	5-4
1994	1-2	1-2	2-4	2004	1-2	3-0	4-2
1995	3-3	2-0	5-3	2005	2-1	2-2	4-3
1996	3-3	3-3	6-6	2006	2-1	2-1	4-2
1997	2-3	1-5	3-8	2007	3-1	4-0	7-1
1998	3-2	2-4	5-6	2009	3-1	1-3	4-4
1999	4-2	3-3	7-5	2010	0-3	1-3	1-6
2000	4-2	3-3	7-5	2011	0-3	2-1	2-4
2001	2-1	1-2	3-3	2012	3-1	3-1	6-2
2002	1-2	1-2	2-4	TOTALS	42-37	42-40	84-77

SERIES FACTS (SINCE 1901)

Longest Red Sox Winning Streak	12 (8/5/1921-5/15/1922)
Longest White Sox Winning Streak	10 (2, last 8/2/1906-5/18/1907)
Most consecutive series won by Red Sox	7 (6/6/1941-5/14/1942)
Most consecutive series won by White Sox	17 (8/20/1963-7/3/1966)

LAST SWEEPS

Red Sox 2-game in Boston	8/12-8/13/2005
Red Sox 3-game in Boston	5/30-6/1/2011
Red Sox 4-game in Boston	7/21-7/24/1988

Red Sox 2-game in Chicago	9/2-9/3/2003
Red Sox 3-game in Chicago	8/20-8/22/2004
Red Sox 4-game in Chicago	8/24-8/26/2007

White Sox 2-game in Boston	7/24-7/25/1977
White Sox 3-game in Boston	9/4-9/5/2010
White Sox 4-game in Boston	6/2-6/6/1927

White Sox 2-game in Chicago	5/20-5/21/1997
White Sox 3-game in Chicago	6/30-7/2/2000
White Sox 4-game in Chicago	9/13-9/16/1990

ROBIN VENTURA, MANAGER

RECORD IN CHICAGO

85-77

CAREER RECORD

85-77

2013 SCHEDULE

May 20-22 in Chicago
August 30-Sept. 1 in Boston

SERIES RECORDS

ALL-TIME SERIES SINCE 1901

962-925

VS. CHICAGO

554-389

AT FENWAY PARK

483-336

AT CHICAGO

408-536

AT U.S. CELLULAR FIELD

50-48

SERIES HIGHS SINCE 1901 (MOST RECENT OCCURRENCE)

BOSTON (IN BOSTON)

Runs 19 (5/13/1947)
Hits 23 (6/5/1929)
Errors 10 (7/11/1906)

BOSTON (IN CHICAGO)

Runs 21 (8/30/1970)
Hits 22 (2, 8/30/1970)
Errors 6 (6/8/1975)

WHITE SOX (IN BOSTON)

Runs 22 (5/31/1970)
Hits 25 (8/15/1922)
Errors 7 (2, 7/29/1913)

WHITE SOX (IN CHICAGO)

Runs 21 (6/26/1960)
Hits 22 (6/26/1960)
Errors 8 (2, 7/29/1913)



CLEVELAND INDIANS

PROGRESSIVE FIELD

2401 ONTARIO STREET, CLEVELAND, OH 44115 • 216-420-4200

Owner and Chief Executive Officer	Lawrence J. Dolan
Executive Vice President, General Manager	Chris Antonetti
Director of Baseball Information	Bart Swain
Coordinator of Baseball Information	Court Berry-Trip
Director of Team Travel	Mike Seghi
2012 Record	68-94
Stadium (First Season/Capacity)	Progressive Field (1994/42,241)
Media Relations Telephone/Fax	216-420-4380/216-420-4430

2012 SERIES RECAP

Date	H/A	Result	Winner	Loser	Save	Time	Attendance
5/10	H	L3-8	Lowe	BECKETT	None	3:11	37,348
5/11	H	W7-5	BUCHHOLZ	Jimenez	ACEVES	3:57	37,438
5/12	H	W4-1	DOUBRONT	McAllister	ACEVES	2:30	38,048
5/13	H	W12-1	BARD	Masterson	None	2:37	37,611
8/9	A	L3-5	Jimenez	DOUBRONT	C.Perez	3:13	19,639
8/10	A	W3-2	BUCHHOLZ	Seddon	None	2:40	27,246
8/11	A	L2-5	McAllister	MORALES	C.Perez	2:40 (0:18)	27,894
8/12	A	W14-1	LESTER	Kluber	None	3:20	27,488

SERIES RESULTS, LAST 20 YEARS

Year	Home	Road	Total	Year	Home	Road	Total
1993	3-4	2-4	5-8	2003	2-1	2-1	4-2
1994	3-3	0-4	3-7	2004	1-2	2-2	3-4
1995	3-3	3-4	6-7	2005	1-2	3-0	4-2
1996	1-5	0-6	1-11	2006	2-2	1-2	3-4
1997	2-3	4-2	6-5	2007	2-1	3-1	5-2
1998	5-1	3-2	8-3	2008	3-1	2-0	5-1
1999	3-3	5-1	8-4	2009	5-1	2-1	7-2
2000	3-3	3-3	6-6	2010	2-2	2-2	4-4
2001	1-2	2-4	3-6	2011	2-2	2-4	4-6
2002	3-3	2-1	5-4	2012	3-1	2-2	5-3
TOTALS				50-45	45-46	95-91	

SERIES FACTS (SINCE 1954)

Longest Red Sox Winning Streak	11 (9/7/1985-8/22/1986)
Longest Indians Winning Streak	11 (4/12-6/25/1996)
Most consecutive series won by Red Sox	7 (6/28/1983-9/2/1984)
Most consecutive series won by Indians	9 (4/29/1954-5/2/1955)

LAST SWEEPS

Red Sox 2-game in Boston	7/15-7/16/1998
Red Sox 3-game in Boston	4/13-4/15/1993
Red Sox 4-game in Boston	5/25-5/28/1987
Red Sox 2-game in Cleveland	4/14-4/15/2008
Red Sox 3-game in Cleveland	6/20-6/22/2005
Red Sox 4-game in Cleveland	8/27-8/30/1990

Indians 2-game in Boston	5/6-5/7/2009
Indians 3-game in Boston	6/23-6/25/1975
Indians 4-game in Boston	4/12-4/15/1996
Indians 2-game in Cleveland	6/8-6/9/1993
Indians 3-game in Cleveland	4/5-4/7/2011
Indians 4-game in Cleveland	10/1-10/4/2009

TERRY FRANCONA, MANAGER

RECORD IN CLEVELAND

0-0 (1st Season)

CAREER RECORD

1,029-915

2013 SCHEDULE

April 16-18 in Cleveland
May 23-26 in Boston

SERIES RECORDS

ALL-TIME SERIES SINCE 1901

963-1024

VS. CLEVELAND

521-474

AT FENWAY PARK

456-418

AT CLEVELAND

442-550

AT PROGRESSIVE FIELD

43-42

SERIES HIGHS SINCE 1901 (MOST RECENT OCCURRENCE)

BOSTON (IN BOSTON)

Runs.....18 (5/5/1930)
Hits.....23 (3/5/1930)
Errors.....7 (7/24/1912)

BOSTON (IN CLEVELAND)

Runs.....24 (8/21/1986)
Hits.....24 (8/21/1986)
Errors.....7 (9/19/1912)

INDIANS (IN BOSTON)

Runs.....19 (2/4/10/1977)
Hits.....24 (7/28/1925)
Errors.....6 (5/5/1965)

INDIANS (IN CLEVELAND)

Runs.....27 (7/17/1923)
Hits.....20 (3, 4/11/1992)
Errors.....6 (2, 6/2/1912)



DETROIT TIGERS

COMERICA PARK

2100 WOODWARD AVENUE, DETROIT, MI 48201 • 313-471-2000

Owner/Director	Michael Illitch
President, Chief Executive Officer and General Manager.....	David Dombrowski
Vice President, Communications.....	Ron Colangelo
Director, Baseball Media Relations.....	Brian Britten
Manager, Baseball Media Relations.....	Rick Thompson
Director, Team Travel	Tyson Steele
2012 Record.....	88-74
Stadium (First Season/Capacity).....	Comerica Park (2000/41,255)
Media Relations Telephone/Fax.....	313-471-2000/313-471-2138

2012 SERIES RECAP

Date	H/A	Result	Winner	Loser	Save	Time	Attendance
4/5	A	L2-3	Valverde	MELANCON	None	3:07	45,207
4/7	A	L0-10	Below	BECKETT	None	2:53	44,710
4/8	A	L12-13	Below	MELANCON	None	4:45	30,788
5/28	H	W7-4	DOUBRONT	Fister	None	2:37	37,921
5/29	H	W6-3	BARD	Verlander	ACEVES	3:15 (0:38)	37,216
5/30	H	W6-4	ALBERS	Dotel	ACEVES	3:04	37,195
5/31	H	L3-7	Scherzer	BECKETT	None	3:23	37,629
7/30	H	W7-3	BUCHHOLZ	Scherzer	None	2:56	37,784
7/31	H	W4-1	MORTENSEN	Verlander	MORALES	2:22 (1:45)	37,275
8/1	H	L5-7	Porcello	COOK	Valverde	3:34	37,213

SERIES RESULTS, LAST 20 YEARS

Year	Home	Road	Total	Year	Home	Road	Total
1993	4-3	2-4	6-7	2003	6-0	2-1	8-1
1994	3-0	1-2	4-2	2004	4-0	2-1	6-1
1995	3-4	5-1	8-5	2005	2-1	4-3	6-4
1996	5-1	7-0	12-1	2006	1-2	2-1	3-3
1997	2-4	3-3	5-7	2007	3-1	0-3	3-4
1998	2-3	3-2	5-5	2008	2-1	3-1	5-2
1999	5-1	2-4	7-5	2009	3-1	3-0	6-1
2000	3-3	4-2	7-5	2010	2-1	1-2	3-3
2001	3-3	1-2	4-5	2011	2-0	3-1	5-1
2002	1-2	4-2	5-4	2012	5-2	0-3	5-5
TOTALS				61-33	52-38	113-71	

SERIES FACTS (SINCE 1901)

Longest Red Sox Winning Streak.....	11 (8/25/1989-4/11/1990)
Longest Tigers Winning Streak	10 (2, last 8/16/1927-5/6/1928)
Most consecutive series won by Red Sox.....	9 (8/28/1951-8/27/1952)
Most consecutive series won by Tigers.....	9 (9/13/1921-6/16/1923)

LAST SWEEPS

Red Sox 2-game in Boston	5/18-5/19/2011
Red Sox 3-game in Boston	9/17-9/19/1999
Red Sox 4-game in Boston	8/26-8/29/2004
Red Sox 2-game in Detroit	4/18-4/19/2000
Red Sox 3-game in Detroit	6/2-6/4/2009
Red Sox 4-game in Detroit	7/11-7/14/1996

Tigers 2-game in Boston	6/15-6/16/1966
Tigers 3-game in Boston	8/25-8/27/1964
Tigers 4-game in Boston	6/6-6/9/1983
Tigers 2-game in Detroit	7/26-7/27/1973
Tigers 3-game in Detroit	4/5-4/8/2012
Tigers 4-game in Detroit	8/18-8/20/1961

JIM LEYLAND, MANAGER

RECORD IN DETROIT
607-528

CAREER RECORD
1676-1659

2013 SCHEDULE
June 20-23 in Detroit
Sept. 2-4 in Boston

SERIES RECORDS

ALL-TIME SERIES SINCE 1901
1,023-953

VS. DETROIT
560-431

AT FENWAY PARK
499-370

AT DETROIT
463-522

AT COMERICA PARK
29-22

SERIES HIGHS SINCE 1901 (MOST RECENT OCCURRENCE)

BOSTON (IN BOSTON)
Runs.....23 (6/18/1953)
Hits.....27 (6/18/1953)
Errors.....8 (9/19/17)

BOSTON (IN DETROIT)
Runs.....18 (2, 8/2/1956)
Hits.....22 (6/13/1934)
Errors.....8 (6/18/1921)

TIGERS (IN BOSTON)
Runs.....20 (7/7/1928)
Hits.....22 (6/13/1934)
Errors.....8 (6/18/1921)

TIGERS (IN DETROIT)
Runs.....17 (3, 7/28/1990)
Hits.....22 (5/9/1927)
Errors.....8 (3, 7/16/1939)



HOUSTON ASTROS

MINUTE MAID PARK

501 CRAWFORD STREET, HOUSTON, TX 77001 • 713-259-8000

Owner and Chairman.....	Jim Crane
President and Chief Executive Officer.....	George Postolos
General Manager.....	Jeff Luhnow
Senior Director of Media Relations.....	Gene Dias
Media Relations Managers.....	Steve Grande and Dena Propis
Manager of Team Operations.....	Dan O'Neill
2012 Record.....	55-107
Stadium (First Season/Capacity).....	Minute Maid Park (2000/40,981)
Media Relations Telephone/Fax.....	713-259-8900/713-259-8032

SERIES RESULTS, ALL-TIME

Year	Home	Road	Total	Year	Home	Road	Total
2003	3-0	0-0	3-0	2011	0-0	3-0	3-0
2008	0-0	1-2	1-2	TOTALS	3-0	4-2	7-2

SERIES FACTS

Longest Red Sox Winning Streak.....	4 (6/13/2003-6/27/2008)
Longest Astros Winning Streak.....	2 (6/28-6/29/2008)
Most consecutive series won by Red Sox.....	1 (2, 7/1-7/3/2011)
Most consecutive series won by Astros.....	1 (6/27-6/29/2008)

LAST SWEEPS

Red Sox 2-game in Boston.....	Never Played
Red Sox 3-game in Boston.....	6/13-6/15/2003
Red Sox 4-game in Boston.....	Never Played
Red Sox 2-game in Houston.....	Never Played
Red Sox 3-game in Houston.....	7/1-7/3/2011
Red Sox 4-game in Houston.....	Never Played
Astros 2-game in Boston.....	Never Played
Astros 3-game in Boston.....	N/A
Astros 4-game in Boston.....	Never Played
Astros 2-game in Houston.....	Never Played
Astros 3-game in Houston.....	N/A
Astros 4-game in Houston.....	Never Played

BO PORTER, MANAGER

RECORD IN HOUSTON

0-0 (1st season)

CAREER RECORD

0-0 (1st season)

2013 SCHEDULE

April 25-28 in Boston
August 5-7 in Houston

SERIES RECORDS

ALL-TIME SERIES

7-2

VS. HOUSTON

3-0

AT FENWAY PARK

3-0

AT HOUSTON

4-2

AT MINUTE MAID PARK

4-2

SERIES HIGHS (MOST RECENT OCCURRENCE)

BOSTON (IN BOSTON)

Runs.....8 (6/14/2003)
Hits.....14 (6/15/2003)
Errors.....3 (2, 6/13/2003)

BOSTON (IN HOUSTON)

Runs.....10 (2, 7/2/2011)
Hits.....13 (2, 7/2/2011)
Errors.....0

ASTROS (IN BOSTON)

Runs.....4 (6/14/2003)
Hits.....13 (6/15/2003)
Errors.....2 (6/15/2003)

ASTROS (IN HOUSTON)

Runs.....11 (6/28/2008)
Hits.....14 (6/28/2008)
Errors.....1 (2, 7/3/2011)

OPPONENTS LAST TIME

BATTING

Stole home.....	Jose Bautista, 9/7/11 at TOR (3rd-inning double steal off T. Wakefield)
Hit a pinch-hit home run.....	Raul Ibanez, 10/2/12 at NYY
Hit an inside-the-park grand slam.....	Junior Felix, 6/2/89 vs. TOR
Hit an extra-inning grand slam.....	Jason Kubel, 6/13/06 at MIN (12th inning off J. Tavaréz)
Hit a game-ending grand slam.....	Jason Kubel, 6/13/06 at MIN (12th inning off J. Tavaréz)

PITCHING

Pitched a No-hitter.....	Chris Bosio, 4/22/93 at SEA
Pitched a No-hitter at Fenway Park.....	Jim Bunning, 7/20/58 vs. DET (G1)
Held the Red Sox to 1 hit.....	Ricky Nolasco (6), 6/18/09 vs. FLA
Held the Red Sox to 1 hit, 9 innings.....	Tillman, Patton, 9/28/12 at BAL



KANSAS CITY ROYALS

KAUFFMAN STADIUM

ONE ROYAL WAY, KANSAS CITY, MO 64129 • 816-921-8000

Chairman/Owner.....	David Glass
President.....	Dan Glass
Senior Vice President, Baseball Operations/General Manager	Dayton Moore
Vice President, Communications and Broadcasting	Mike Swanson
Director of Media Relations	David Holtzman
Senior Director, Team Travel/Clubhouse Operations	Jeff Davenport
2012 Record.....	72-90
Stadium (First Season/Capacity)	Kauffman Stadium (1973/37,903)
Media Relations Telephone/Fax.....	816-504-4362, 4368, 4369/816-921-5775

2012 SERIES RECAP

Date	H/A	Result	Winner	Loser	Save	Time	Attendance
5/7	A	W11-5	DOUBRONT	Sanchez	PADILLA	3:11	19,502
5/8	A	L4-6	Mijares	BARD	Broxton	2:52	20,524
5/9	A	L3-4	Chen	LESTER	Broxton	2:55	18,339
8/24	H	W4-3	LESTER	Herrera	BAILEY	2:54	37,228
8/25	H	L9-10	Bueno	TAZAWA	Holland	4:31	37,103
8/26	H	W8-6	BEATO	Smith	MELANCON	3:36	37,188
8/27	H	W5-1	MATSUZAKA	Hochevar	None	2:34	37,506

SERIES RESULTS, LAST 20 YEARS

Year	Home	Road	Total	Year	Home	Road	Total
1993	0-6	5-1	5-7	2003	3-0	2-1	5-1
1994	2-1	2-1	4-2	2004	2-1	2-1	4-2
1995	1-1	2-1	3-2	2005	3-0	1-2	4-2
1996	1-5	2-4	3-9	2006	4-2	0-3	4-5
1997	2-3	1-5	3-8	2007	1-2	2-1	3-3
1998	4-1	4-2	8-3	2008	4-0	2-1	6-1
1999	3-1	5-1	8-2	2009	3-1	2-2	5-3
2000	2-4	2-2	4-6	2010	2-2	2-1	4-3
2001	1-2	2-1	3-3	2011	2-2	3-1	5-3
2002	1-2	3-0	4-2	2012	3-1	1-2	4-3
TOTALS				44-37	45-33	89-70	

SERIES FACTS

Longest Red Sox Winning Streak.....	7 (2, 5/8-8/11/1998)
Longest Royals Winning Streak.....	12 (8/23/1970-8/25/1971)
Most consecutive series won by Red Sox	6 (2, 4/19/2002-8/4/2005)
Most consecutive series won by Royals	8 (8/12/1970-6/15/1972)

LAST SWEEPS

Red Sox 2-game in Boston	5/8-5/9/1978
Red Sox 3-game in Boston	7/17-7/19/2006
Red Sox 4-game in Boston	5/19-5/22/2008
Red Sox 2-game in Kansas City	N/A
Red Sox 3-game in Kansas City	4/19-4/21/2002
Red Sox 4-game in Kansas City	N/A

Royals 2-game in Boston	5/5-5/6/1997
Royals 3-game in Boston	4/26-4/28/1996
Royals 4-game in Boston	N/A
Royals 2-game in Kansas City	N/A
Royals 3-game in Kansas City	8/8-8/10/2006
Royals 4-game in Kansas City	N/A

NED YOST, MANAGER

RECORD IN KANSAS CITY
198-253

CAREER RECORD
655-755

2013 SCHEDULE
April 19-21 in Boston
August 8-11 in Kansas City

SERIES RECORDS

ALL-TIME SERIES
219-218

VS. KANSAS CITY
122-98

AT FENWAY PARK
122-98

AT KANSAS CITY
97-120

AT KAUFFMAN STADIUM
87-106

SERIES HIGHS
(MOST RECENT OCCURRENCE)

BOSTON (IN BOSTON)
Runs.....17 (5/28/1977)
Hits.....21 (8/14/1985)
Errors.....5 (4/28/2001)

BOSTON (IN KANSAS CITY)
Runs.....22 (4/12/1994)
Hits.....20 (2, 5/8/1998)
Errors.....4 (2, 8/15/1984)

ROYALS (IN BOSTON)
Runs.....13 (5, 6/1/2000)
Hits.....20 (5/28/2010)
Errors.....4 (3, 4/26/1985)

ROYALS (IN KANSAS CITY)
Runs.....13 (4, 8/2/1987)
Hits.....20 (8/2/1987)
Errors.....6 (4/13/1983)

OPPONENTS



LOS ANGELES ANGELS OF ANAHEIM

ANGEL STADIUM

2000 GENE AUTRY WAY, ANAHEIM, CA 92806 • 714-940-2000

Owner	Arte Moreno
Chairman	Dennis Kuhl
President	John Carpino
General Manager	Jerry Dipoto
Vice President, Communications	Tim Mead
Manager, Communications	Eric Kay
Traveling Secretary	Tom Taylor
2012 Record	89-73
Stadium (First Season/Capacity)	Angel Stadium of Anaheim (1966/45,389)
Media Relations Telephone/Fax	714-940-2014/714-940-2205

2012 SERIES RECAP

Date	H/A	Result	Winner	Loser	Save	Time	Attendance
8/21	H	L3-5	Santana	COOK	Frieri	3:00	37,794
8/22	H	L3-7	Weaver	BUCHHOLZ	None	3:14	37,373
8/23	H	L13-14	Frieri	ACEVES	None	4:34	37,829
8/28	A	L5-6	Jepsen	ACEVES	None	3:01	38,745
8/29	A	L3-10	Wilson	STEWART	None	3:06	37,841
8/30	A	L2-5	Greinke	LESTER	Frieri	2:43	39,013

SERIES RESULTS, LAST 20 YEARS

Year	Home	Road	Total	Year	Home	Road	Total
1993	6-0	1-5	7-5	2003	4-2	2-1	6-3
1994	4-2	3-3	7-5	2004	3-0	2-4	5-4
1995	5-2	6-1	11-3	2005	4-2	2-2	6-4
1996	4-2	4-2	8-4	2006	1-2	2-1	3-3
1997	3-3	2-3	5-6	2007	5-2	1-2	6-4
1998	2-3	3-3	5-6	2008	1-5	0-3	1-8
1999	6-0	3-1	9-1	2009	2-1	2-4	4-5
2000	2-1	2-4	4-5	2010	6-1	3-0	9-1
2001	0-3	3-1	3-4	2011	2-2	4-0	6-2
2002	2-2	2-1	4-3	2012	0-3	0-3	0-6
TOTALS				62-38	47-44	109-82	

SERIES FACTS

Longest Red Sox Winning Streak	9 (2, 5/3-8/18/2010)
Longest Angels Winning Streak	9 (4/23/2008-4/11/2009)
Most consecutive series won by Red Sox	5 (9/15/2009-4/24/2011)
Most consecutive series won by Angels	4 (8/25/1961-6/28/1962)

LAST SWEEPS

Red Sox 2-game in Boston	5/14-5/15/1996
Red Sox 3-game in Boston	4/13-4/16/2007
Red Sox 4-game in Boston	4/21-4/24/2011
Red Sox 2-game in Anaheim	5/30-5/31/1988
Red Sox 3-game in Anaheim	7/26-7/28/2010
Red Sox 4-game in Anaheim	6/12-6/15/1980
Angels 2-game in Boston	5/26-5/28/1989
Angels 3-game in Boston	8/21-8/23/2012
Angels 4-game in Boston	5/18-5/20/1962
Angels 2-game in Anaheim	6/1-6/2/2004
Angels 3-game in Anaheim	8/28-8/30/2012
Angels 4-game in Anaheim	N/A

MIKE SCIOSCIA, MANAGER

RECORD IN ANAHEIM

1,155-951

CAREER RECORD

1,155-951

2013 SCHEDULE

June 7-9 in Boston
July 5-7 in Anaheim

SERIES RECORDS

ALL-TIME SERIES

327-286

VS. LOS ANGELES

183-127

AT FENWAY PARK

183-127

AT LOS ANGELES

144-159

AT ANGEL STADIUM

124-130

SERIES HIGHS (MOST RECENT OCCURRENCE)

BOSTON (IN BOSTON)

Runs

17 (5/15/1996)

Hits

19 (8/12/1973)

Errors

5 (2, 6/12/1978)

BOSTON (IN LOS ANGELES)

Runs

16 (7/21/1984)

Hits

20 (7/21/1984)

Errors

6 (4/27/1979)

ANGELS (IN BOSTON)

Runs

20 (6/20/1980)

Hits

26 (6/20/1980)

Errors

4 (2, 5/2/1968)

ANGELS (IN LOS ANGELES)

Runs

13 (3, 8/18/2005)

Hits

19 (9/22/1965)

Errors

4 (5, 7/21/1984)



MINNESOTA TWINS

TARGET FIELD

1 TWINS WAY, MINNEAPOLIS, MN • 612-659-3400

Chief Executive Officer.....	Jim Pohlad
President.....	Dave St. Peter
Executive Vice President, General Manager.....	Terry Ryan
Director, Baseball Communications and Player Relations.....	Dustin Morse
Manager, Baseball Communications.....	Mitch Hestad
Director, Team Travel.....	Mike Herman
2012 Record.....	66-96
Stadium (First Season/Capacity).....	Target Field (2010/39,021)
Media Relations Telephone/Fax.....	612-659-3400/612-659-4029

2012 SERIES RECAP

Date	H/A	Result	Winner	Loser	Save	Time	Attendance
4/23	A	W6-5	BARD	Capps	ACEVES	3:12	32,351
4/24	A	W11-2	BECKETT	Blackburn	None	3:03	33,651
4/25	A	W7-6	BUCHHOLZ	Hendriks	ACEVES	3:32	32,254
8/2	H	L0-5	Deduno	LESTER	G.Perkins	2:35	37,191
8/3	H	L5-6	Gray	PADILLA	Burton	4:08	37,285
8/4	H	L4-6	Burnett	ACEVES	Burton	3:22	37,914
8/5	H	W6-4	MORALES	Blackburn	ACEVES	3:14	37,019

SERIES RESULTS, LAST 20 YEARS

Year	Home	Road	Total	Year	Home	Road	Total
1993	4-2	3-3	7-5	2003	1-2	1-2	2-4
1994	0-3	1-5	1-8	2004	1-2	1-2	2-4
1995	3-2	2-2	5-4	2005	3-0	1-2	4-2
1996	4-2	2-4	6-6	2006	1-2	0-3	1-5
1997	5-1	3-2	8-3	2007	2-2	2-1	4-3
1998	3-3	2-3	5-6	2008	3-0	1-3	4-3
1999	3-1	3-3	6-4	2009	2-0	2-2	4-2
2000	4-2	4-0	8-2	2010	2-0	1-2	3-2
2001	2-1	1-2	3-3	2011	3-1	2-1	5-2
2002	2-1	1-2	3-3	2012	1-3	3-0	4-3
TOTALS				49-30	36-44	85-74	

SERIES FACTS (SINCE 1961)

Longest Red Sox Winning Streak.....	10 (8/27/1977-7/17/1978)
Longest Twins Winning Streak.....	17 (6/2/1965-5/7/1966)
Most consecutive series won by Red Sox.....	6 (5/30/1975-6/14/1976)
Most consecutive series won by Twins.....	6 (5/25-9/12/1965)

LAST SWEEPS

Red Sox 2-game in Boston.....	5/19-5/20/2010
Red Sox 3-game in Boston.....	7/7-7/9/2008
Red Sox 4-game in Boston.....	8/14-8/17/1997

Red Sox 2-game in Minnesota.....	8/6-8/7/1997
Red Sox 3-game in Minnesota.....	4/23-4/25/2012
Red Sox 4-game in Minnesota.....	7/3-7/6/2000

Twins 2-game in Boston.....	7/24-7/25/2000
Twins 3-game in Boston.....	6/13-6/15/1994
Twins 4-game in Boston.....	7/18-7/21/1991

Twins 2-game in Minnesota.....	5/13-5/14/1998
Twins 3-game in Minnesota.....	6/13-6/15/2006
Twins 4-game in Minnesota.....	8/1-8/4/1966

RON GARDENHIRE, MANAGER

RECORD IN MINNESOTA

932-851

CAREER RECORD

932-851

2013 SCHEDULE

May 6-9 in Boston
May 17-19 in Minnesota

SERIES RECORDS

ALL-TIME SERIES SINCE 1901

950-919

VS. MINNESOTA SINCE 1961

168-123

AT FENWAY PARK

168-123

AT MINNESOTA

122-170

AT TARGET FIELD

6-3

SERIES HIGHS SINCE 1961 (MOST RECENT OCCURRENCE)

BOSTON (IN BOSTON)

Runs..... 18 (7/9/2008)
Hits..... 23 (7/9/2008)
Errors..... 5 (2, 8/19/1969)

BOSTON (IN MINNESOTA)

Runs..... 14 (2, 7/4/2000)
Hits..... 18 (3, 4/24/2012)
Errors..... 4 (6, 5/25/1990)

TWINS (IN BOSTON)

Runs..... 17 (5/25/1965)
Hits..... 24 (5/25/1977)
Errors..... 5 (5/20/1986)

TWINS (IN MINNESOTA)

Runs..... 21 (5/20/1994)
Hits..... 22 (5/20/1994)
Errors..... 4 (4, 6/13/1976)



NEW YORK YANKEES

YANKEE STADIUM

ONE EAST 161ST STREET, BRONX, NY 10451 • 718-293-4300

Managing General Partner/Co-Chairperson	Harold Z. Steinbrenner
President.....	Randy Levine
Senior Vice President/General Manager.....	Brian Cashman
Director, Communications & Media Relations.....	Jason Zillo
Director, Team Travel & Player Services	Ben Tuliebitz
2012 Record.....	95-67
Stadium (First Season/Capacity).....	Yankee Stadium (2009/50,291)
Media Relations Telephone/Fax.....	718-579-4460/718-293-8414

2012 SERIES RECAP

Date	H/A	Result	Winner	Loser	Save	Time	Attendance
4/20	H	L2-6	Nova	BUCHHOLZ	None	3:18 (0:12)	36,770
4/21	H	L9-15	Soriano	ACEVES	None	3:52	37,839
7/6	H	L8-10	Logan	MILLER	Soriano	3:59	38,066
7/7	H	L1-6	Garcia	MORALES	None	3:07	38,170
7/7	H	W9-5	DOUBRONT	P.Hughes	None	3:36	37,791
7/8	H	L3-7	Nova	LESTER	None	4:02	38,270
7/27	A	L3-10	Hughes	COOK	None	2:41	49,571
7/28	A	W8-6	MILLER	Soriano	ACEVES	3:13 (2:04)	49,573
7/29	A	W3-2	ACEVES	Robertson	None	3:42	48,526
8/17	A	L4-6	Hughes	MORALES	Soriano	2:49	49,422
8/18	A	W4-1	LESTER	Phelps	ACEVES	3:12	49,466
8/19	A	L1-4	Kuroda	BECKETT	Soriano	2:51	48,620
9/11	H	W4-3	BAILEY	Robertson	None	3:11	37,437
9/12	H	L4-5	Phelps	COOK	Soriano	3:43	37,230
9/13	H	L0-2	Hughes	DOUBRONT	Soriano	3:11	38,134
10/1	A	L2-10	Sabathia	BUCHHOLZ	None	2:58	45,478
10/2	A	L3-4	Lowe	MILLER	None	4:09	41,564
10/3	A	L2-14	Kuroda	MATSUZAKA	None	3:23	47,393

SERIES RESULTS, LAST 20 YEARS

Year	Home	Road	Total	Year	Home	Road	Total
1993	3-3	3-4	6-7	2003	4-5	5-5	9-10
1994	1-3	2-4	3-7	2004	7-3	4-5	11-8
1995	4-5	5-4	5-8	2005	5-5	4-5	9-10
1996	5-2	2-4	7-6	2006	2-7	6-4	8-11
1997	2-4	2-4	4-8	2007	5-4	3-6	8-10
1998	2-4	3-3	5-7	2008	4-5	5-4	9-9
1999	4-2	4-2	8-4	2009	7-2	2-7	9-9
2000	2-5	4-2	6-7	2010	4-5	5-4	9-9
2001	4-5	1-8	5-13	2011	5-4	7-2	12-6
2002	5-5	4-5	9-10	2012	2-7	3-6	5-13
TOTALS				77-85	74-88	147-172	

SERIES FACTS (SINCE 1903)

Longest Red Sox Winning Streak.....	17 (10/03/1911-7/1/1912)
Longest Yankees Winning Streak.....	12 (2, 8/16/1952-4/23/1953)
Most consecutive series won by Red Sox.....	7 (10/3/1911-9/26/1912)
Most consecutive series won by Yankees.....	21 (9/28/1930-6/6/1933)

LAST SWEEPS

Red Sox 2-game in Boston	9/19-9/21/1977
Red Sox 3-game in Boston	6/9-6/11/2009
Red Sox 4-game in Boston	6/4-6/7/1990
Red Sox 2-game in New York	8/2-8/3/1978
Red Sox 3-game in New York	6/7-6/9/2011
Red Sox 4-game or more in New York.....	(5-game) 6/19-6/22/1912
Yankees 2-game in Boston	4/20-4/21/2012
Yankees 3-game in Boston	8/31-9/2/2001
Yankees 4-game or more in Boston.....	(5-game) 8/18-8/21/2006
Yankees 2-game in New York	5/23-5/24/2001
Yankees 3-game in New York	10/1-10/3/2012
Yankees 4-game in New York	8/6-8/9/2009

JOE GIRARDI, MANAGER

RECORD IN NEW YORK
479-331

CAREER RECORD
557-415

2013 SCHEDULE
April 1, 3 and 4 in New York
May 31-June 2 in New York
July 19-21 in Boston
August 16-18 in Boston
Sept. 5-8 in New York
Sept. 13-15 in Boston

SERIES RECORDS

ALL-TIME SERIES SINCE 1901
959-1,145

VS. NEW YORK
529-530

AT FENWAY PARK
462-464

AT NEW YORK
430-615

AT YANKEE STADIUM
17-19

SERIES HIGHS SINCE 1903
(MOST RECENT OCCURRENCE)

BOSTON (IN BOSTON)
Runs.....17 (7/15/2005)
Hits.....21 (2, 6/29/1912)
Errors.....9 (7/5/1906)

BOSTON (IN NEW YORK)
Runs.....17 (5/28/2005)
Hits.....27 (5/28/2005)
Errors.....6 (2, 9/9/1937)

YANKEES (IN BOSTON)
Runs.....24 (9/28/1923)
Hits.....30 (9/28/1923)
Errors.....8 (4/28/1909)

YANKEES (IN NEW YORK)
Runs.....19 (8/13/1940)
Hits.....22 (5/22/1928)
Errors.....6 (4, 7/7/1910)



OAKLAND ATHLETICS

O.co COLISEUM

7000 COLISEUM WAY, OAKLAND, CA 94621 • 510-638-4900

Owner.....	Lewis Wolff
President.....	Michael Crowley
Vice President and General Manager.....	Billy Beane
Director of Public Relations.....	Bob Rose
Senior Manager of Player and Media Relations.....	Kristy Mendes
Manager of Baseball Information.....	Mike Selleck
Traveling Secretary.....	Mickey Morabito
2012 Record.....	94-68
Stadium (First Season/Capacity).....	Oakland-Alameda County Coliseum (1968/35,067)
Media Relations Telephone/Fax.....	510-563-2207/510-562-1633

2012 SERIES RECAP

Date	H/A	Result	Winner	Loser	Save	Time	Attendance
4/30	H	W11-6	BUCHHOLZ	Milone	None	3:23	37,359
5/1	H	L3-5	Parker	DOUBRONT	Norberto	3:31	37,225
5/2	H	L2-4	McCarthy	BARD	Fuentes	3:22	37,434
7/2	A	L1-6	Parker	MATSUZAKA	None	2:39	17,434
7/3	A	L2-3	Blevins	ACEVES	None	3:10	35,067
7/4	A	L2-3	Balfour	COOK	Cook	2:35	28,240
8/31	A	L2-20	McCarthy	COOK	None	3:01	20,121
9/1	A	L1-7	Griffin	DOUBRONT	None	2:56	20,315
9/2	A	L2-6	Anderson	MATSUZAKA	None	2:51	25,314

SERIES RESULTS, LAST 20 YEARS

Year	Home	Road	Total	Year	Home	Road	Total
1993	5-1	4-2	9-3	2003	1-2	2-2	3-4
1994	4-2	5-1	9-3	2004	5-1	3-0	8-1
1995	3-2	5-2	8-4	2005	5-2	1-2	6-4
1996	6-1	2-4	8-5	2006	1-3	2-4	3-7
1997	4-1	3-3	7-4	2007	3-1	1-3	4-4
1998	5-1	4-1	9-2	2008	3-0	3-4	6-4
1999	2-2	2-4	4-6	2009	4-3	1-2	5-5
2000	3-3	2-2	5-5	2010	2-1	2-4	4-5
2001	2-1	2-4	4-5	2011	5-1	1-1	6-2
2002	3-3	3-0	6-3	2012	1-2	0-6	1-8
TOTALS				67-33	48-51	115-84	

SERIES FACTS (SINCE 1968)

Longest Red Sox Winning Streak.....	11 (2, 7/10/1993-4/28/1994)
Longest Athletics Winning Streak.....	8 (5/1/2012-present)
Most consecutive series won by Red Sox.....	7 (4/14/1997-8/27/1998)
Most consecutive series won by Athletics.....	4 (2, 7/2/1987-5/29/1988)

LAST SWEEPS (SINCE 1968)

Red Sox 2-game in Boston.....	9/25-9/26/2007
Red Sox 3-game in Boston.....	6/3-6/5/2011
Red Sox 4-game in Boston.....	7/22-7/25/1993
Red Sox 2-game at Athletics.....	4/1-4/2/2008
Red Sox 3-game at Athletics.....	9/6-9/8/2004
Red Sox 4-game at Athletics.....	8/4-8/7/1977

Athletics 2-game in Boston.....	N/A
Athletics 3-game in Boston.....	9/3-9/5/1990
Athletics 4-game in Boston.....	8/10-8/12/1971
Athletics 2-game at Athletics.....	4/27-4/28/1987
Athletics 3-game at Athletics.....	8/31-9/2/2012
Athletics 4-game at Athletics.....	N/A

BOB MELVIN, MANAGER

RECORD IN OAKLAND

141-120

CAREER RECORD

634-628

2013 SCHEDULE

April 22-24 in Boston
 July 12-14 in Oakland
 Aug. 31, Sept. 1-2 in Oakland

SERIES RECORDS

ALL-TIME SERIES SINCE 1901

1,056-869

VS. OAKLAND SINCE 1968

160-91

AT FENWAY PARK

160-91

AT OAKLAND

115-136

AT OAKLAND COLISEUM

115-136

SERIES HIGHS SINCE 1968 (MOST RECENT OCCURRENCE)

BOSTON (IN BOSTON)

Runs.....16 (5/20/1996)
 Hits.....21 (5/20/1996)
 Errors.....6 (6/14/1969)

BOSTON (IN OAKLAND)

Runs.....14 (6/6/1980)
 Hits.....19 (2, 5/8/2002)
 Errors.....4 (3, 6/6/1978)

ATHLETICS (IN BOSTON)

Runs.....21 (2, 7/28/2009)
 Hits.....25 (6/14/1969)
 Errors.....5 (5/19/1975)

ATHLETICS (IN OAKLAND)

Runs.....20 (8/31/2012)
 Hits.....19 (3, 8/31/2012)
 Errors.....4 (7/9/1985)



SEATTLE MARINERS

SAFECO FIELD

1250 FIRST AVENUE S., SEATTLE, WA 98134 • 206-346-4000

Chairman and Chief Executive Officer.....	Howard Lincoln
President and Chief Operating Officer.....	Chuck Armstrong
Executive Vice President, Baseball Operations and General Manager.....	Jack Zduriencik
Senior Director, Baseball Information.....	Tim Hevly
Assistant Director, Baseball Information.....	Jeff Evans
Director, Team Travel.....	Ron Spelley
2012 Record.....	75-87
Stadium (First Season/Capacity).....	Safeco Field (1999/47,476)
Media Relations Telephone/Fax.....	206-346-4000/206-346-4400

2012 SERIES RECAP

Date	H/A	Result	Winner	Loser	Save	Time	Attendance
5/14	H	W6-1	LESTER	Vargas	None	2:25	37,334
5/15	H	W5-0	BECKETT	Beavan	None	2:53	37,292
6/28	A	L0-1	Hernandez	ATCHISON	None	2:40	20,692
6/29	A	W5-0	COOK	Noesi	None	2:18	23,094
6/30	A	L2-3	Kelley	ACEVES	None	3:49	31,311
7/1	A	W2-1	PADILLA	B.League	ACEVES	3:21	34,065
9/3	A	L1-4	Vargas	BUCHHOLZ	Wilhelmsen	2:44	21,641
9/4	A	W4-3	LESTER	Beavan	BAILEY	3:27	12,754
9/5	A	L1-2	Millwood	COOK	Wilhelmsen	2:47	13,037

SERIES RESULTS, LAST 20 YEARS

Year	Home	Road	Total	Year	Home	Road	Total
1993	3-3	4-2	7-5	2003	4-0	1-2	5-2
1994	6-4	0-2	6-6	2004	2-1	3-3	5-4
1995	4-2	3-3	7-5	2005	2-1	1-2	3-3
1996	3-3	4-3	7-6	2006	3-1	1-5	4-6
1997	3-2	4-2	7-4	2007	2-1	2-4	4-5
1998	5-1	2-3	7-4	2008	2-1	4-2	6-3
1999	4-2	3-1	7-3	2009	1-2	1-2	2-4
2000	2-2	3-3	5-5	2010	2-1	5-2	7-3
2001	2-4	1-2	3-6	2011	4-2	1-2	5-4
2002	2-1	2-4	4-5	2012	2-0	3-4	5-4
TOTALS				58-34	48-53	106-87	

SERIES FACTS

Longest Red Sox Winning Streak.....	15 (5/4/1977-6/17/1978)
Longest Mariners Winning Streak.....	5 (7/22/2006-8/27/2006)
Most consecutive series won by Red Sox.....	6 (5/3/1977-6/18/1978)
Most consecutive series won by Mariners.....	5 (5/29/1992-5/4/1993)

LAST SWEEPS

Red Sox 2-game in Boston.....	5/14-5/15/2012
Red Sox 3-game in Boston.....	4/22-7/24/2011
Red Sox 4-game in Boston.....	8/22-8/25/2003
Red Sox 2-game in Seattle.....	5/7-5/8/1986
Red Sox 3-game in Seattle.....	9/13-9/15/2010
Red Sox 4-game in Seattle.....	N/A

Mariners 2-game in Boston.....	5/3-5/4/1993
Mariners 3-game in Boston.....	N/A
Mariners 4-game in Boston.....	N/A
Mariners 2-game in Seattle.....	4/25-4/26/1994
Mariners 3-game in Seattle.....	6/25-6/27/2007
Mariners 4-game in Seattle.....	N/A

ERIC WEDGE, MANAGER

RECORD IN SEATTLE

142-182

CAREER RECORD

703-755

2013 SCHEDULE

July 8-11 in Seattle
July 30-Aug. 1 in Boston

SERIES RECORDS

ALL-TIME SERIES

220-162

VS. SEATTLE

116-71

AT FENWAY PARK

116-71

AT SEATTLE

104-91

AT SAFECO FIELD

33-38

SERIES HIGHS (MOST RECENT OCCURRENCE)

BOSTON (IN BOSTON)

Runs..... 17 (9/8/1991)
Hits..... 23 (9/3/1981)
Errors..... 4 (5/19/1982)

BOSTON (IN SEATTLE)

Runs..... 14 (7/21/1983)
Hits..... 18 (2, 9/1/1991)
Errors..... 4 (4, 4/3/1998)

MARINERS (IN BOSTON)

Runs..... 13 (2, 5/21/1996)
Hits..... 24 (9/3/1981)
Errors..... 5 (6/18/1980)

MARINERS (IN SEATTLE)

Runs..... 15 (2, 5/24/1995)
Hits..... 18 (2, 7/20/2004)
Errors..... 3 (2, 5/12/2002)



TAMPA BAY RAYS

TROPICANA FIELD

ONE TROPICANA DRIVE, ST. PETERSBURG, FL 33705 • 727-825-3137

Principal Owner	Stuart L. Sternberg
President.....	Matthew Silverman
Executive Vice President of Baseball Operations.....	Andrew Friedman
Vice President, Communications.....	Rick Vaughn
Director, Communications.....	Dave Haller
2012 Record.....	90-72
Stadium (First Season/Capacity).....	Tropicana Field (1998/34,078)
Media Relations Telephone/Fax.....	727-825-3242/727-825-3111

2012 SERIES RECAP

Date	H/A	Result	Winner	Loser	Save	Time	Attendance
4/13	H	W12-2	BECKETT	Price	None	3:19	37,032
4/14	H	W13-5	BUCHHOLZ	Badenhop	None	3:18	38,024
4/15	H	W6-4	PADILLA	Moore	ACEVES	3:12	38,024
4/16	H	L0-1	Shields	BARD	Rodney	3:08	38,108
5/16	A	L1-2	Hellickson	BUCHHOLZ	Rodney	3:29	20,843
5/17	A	W5-3	DOUBRONT	Moore	ACEVES	3:16	19,842
5/25	H	L4-7	Cobb	LESTER	Rodney	3:25	37,594
5/26	H	W3-2	HILL	Rodney	None	3:00	38,099
5/27	H	L3-4	McGee	ACEVES	Rodney	3:22	37,884
7/13	A	W3-1	MORALES	Hellickson	ACEVES	3:26	29,089
7/14	A	L3-5	Price	BUCHHOLZ	Rodney	3:16	27,311
7/15	A	W7-3	BECKETT	Shields	None	3:36	26,131
9/17	A	W5-2	COOK	Cobb	None	3:11	11,722
9/18	A	W7-5	DOUBRONT	Farnsworth	A.BAILEY	4:09	11,502
9/19	A	L3-13	Archer	MATSUZAKA	None	3:21	12,708
9/20	A	L4-7	Badenhop	BAILEY	None	3:12	12,963
9/25	H	L2-5	Price	BUCHHOLZ	None	2:50	37,045
9/26	H	L2-4	Cobb	LESTER	Rodney	3:18	37,247

SERIES RESULTS, ALL-TIME

Year	Home	Road	Total	Year	Home	Road	Total
1998	5-1	4-2	9-3	2006	7-2	3-7	10-9
1999	1-5	3-4	4-9	2007	7-2	6-3	13-5
2000	4-2	2-4	6-6	2008	7-2	1-8	8-10
2001	7-3	7-2	14-5	2009	6-3	3-6	9-9
2002	6-3	10-0	16-3	2010	3-6	4-5	7-11
2003	7-2	5-5	12-7	2011	2-7	4-5	6-12
2004	8-2	6-3	14-5	2012	4-5	5-4	9-9
2005	9-1	4-5	13-6	TOTALS	83-46	67-63	150-109

SERIES FACTS

Longest Red Sox Winning Streak.....	11 (4/6-6/26/2001)
Longest Rays Winning Streak.....	6 (8/16-9/15/2011)
Most consecutive series won by Red Sox.....	7 (4/28/2004-4/17/2005)
Most consecutive series won by Rays.....	5 (9/17/2008-5/3/2009)

LAST SWEEPS

Red Sox 2-game in Boston	4/26-4/27/2002
Red Sox 3-game in Boston	9/12-9/14/2009
Red Sox 4-game in Boston	5/25-5/28/2006

Red Sox 2-game in Tampa Bay.....	7/17-7/18/2002
Red Sox 3-game in Tampa Bay.....	5/24-5/26/2010
Red Sox 4-game in Tampa Bay.....	9/9-9/12/2002

Rays 2-game in Boston	9/25-9/26/2012
Rays 3-game in Boston	N/A
Rays 4-game in Boston	4/16-4/19/2010

Rays 2-game in Tampa Bay	8/4-8/5/2009
Rays 3-game in Tampa Bay	9/9-9/11/2011
Rays 4-game in Tampa Bay	N/A

JOE MADDON, MANAGER

RECORD IN TAMPA BAY
585-549

CAREER RECORD
612-573

2013 SCHEDULE

April 12-15 in Boston
May 14-16 in Tampa Bay
June 10-12 in Tampa Bay
June 18-19 in Boston
July 22-25 in Boston
Sept. 10-12 in Tampa Bay

SERIES RECORDS

ALL-TIME SERIES
150-109

VS. TAMPA BAY
83-46

AT FENWAY PARK
83-46

AT TAMPA BAY
67-63

AT TROPICANA FIELD
67-63

SERIES HIGHS
(MOST RECENT OCCURRENCE)

BOSTON (IN BOSTON)

Runs.....22 (7/23/2002)
Hits.....21 (7/5/2007)
Errors.....3 (5/7/2000)

BOSTON (IN TAMPA BAY)

Runs.....15 (9/20/2005)
Hits.....21 (9/20/2005)
Errors.....2 (15, 9/19/2012)

RAYS (IN BOSTON)

Runs.....15 (7/24/2003)
Hits.....21 (7/24/2003)
Errors.....4 (2, 4/19/2006)

RAYS (IN TAMPA BAY)

Runs.....13 (2, 9/19/2012)
Hits.....19 (4/1/2003)
Errors.....3 (3, 9/18/2012)



TEXAS RANGERS

RANGERS BALLPARK IN ARLINGTON

1000 BALLPARK WAY, STE. 400, ARLINGTON, TX 76011 • 817-273-5222

President and Chief Executive Officer	Nolan Ryan
General Manager	Jon Daniels
Executive Vice President, Communications	John Blake
Senior Director, Media Relations	Rich Rice
Director of Travel	Chris Lyngos
2012 Record	93-69
Stadium (First Season/Capacity)	Rangers Ballpark in Arlington (1994/48,114)
Media Relations Telephone/Fax	817-273-5203/817-273-5110

2012 SERIES RECAP

Date	H/A	Result	Winner	Loser	Save	Time	Attendance
4/17	H	L3-18	Lewis	LESTER	None	3:25	38,229
4/18	H	L3-6	Holland	BECKETT	None	3:03	37,967
7/23	A	L1-9	Feldman	DOUBRONT	None	3:03	44,132
7/24	A	W2-1	PADILLA	Nathan	ACEVES	3:21	41,237
7/25	A	L3-5	Holland	BECKETT	Nathan	2:43	44,104
8/6	H	W9-2	COOK	Darvish	None	2:47	37,316
8/7	H	L3-6	Dempster	LESTER	Nathan	3:21	38,416
8/8	H	L9-10	Ogando	MORTENSEN	Nathan	3:30	37,716

SERIES RESULTS, LAST 20 YEARS

Year	Home	Road	Total	Year	Home	Road	Total
1993	4-2	2-4	6-6	2003	3-0	2-4	5-4
1994	0-3	1-2	1-5	2004	4-2	0-3	4-5
1995	1-3	2-1	3-4	2005	3-0	4-2	7-2
1996	5-1	1-5	6-6	2006	3-3	2-1	5-4
1997	0-6	3-2	3-8	2007	2-2	4-2	6-4
1998	4-1	2-4	6-5	2008	7-0	2-1	9-1
1999	4-2	0-3	4-5	2009	1-2	1-5	2-7
2000	3-1	4-2	7-3	2010	3-4	1-2	4-6
2001	4-0	1-2	5-2	2011	1-2	3-4	4-6
2002	2-1	2-2	4-3	2012	1-4	1-2	2-6
TOTALS				55-39	38-53	93-92	

SERIES FACTS (SINCE 1972)

Longest Red Sox Winning Streak	9 (4/18-9/5/2008)
Longest Rangers Winning Streak	9 (7/21/1975-7/19/1976)
Most consecutive series won by Red Sox	6 (7/9/2004-4/5/2006)
Most consecutive series won by Rangers	5 (2, 8/24/1993-7/16/1995)

LAST SWEEPS (SINCE 1972)

Red Sox 2-game in Boston	8/18/1998 (DH)
Red Sox 3-game in Boston	8/12-8/14/2008
Red Sox 4-game in Boston	4/18-4/21/2008
Red Sox 2-game in Texas	8/4-8/5/1997
Red Sox 3-game in Texas	5/25-5/27/2007
Red Sox 4-game in Texas	N/A

Rangers 2-game in Boston	4/17-4/18/2012
Rangers 3-game in Boston	8/11-8/13/1997
Rangers 4-game in Boston	N/A
Rangers 2-game in Texas	5/11-5/12/1998
Rangers 3-game in Texas	4/1-4/3/2011
Rangers 4-game in Texas	5/23-5/26/1985

RON WASHINGTON, MANAGER

RECORD IN TEXAS

520-452

CAREER RECORD

520-452

2013 SCHEDULE

May 3-5 in Texas
June 4-6 in Boston

SERIES RECORDS

ALL-TIME SERIES SINCE 1961

329-298

VS. TEXAS SINCE 1972

129-86

AT FENWAY PARK

129-86

AT TEXAS

90-125

AT RANGERS BALLPARK

36-49

SERIES HIGHS SINCE 1972 (MOST RECENT OCCURRENCE)

BOSTON (IN BOSTON)

Runs.....19 (8/12/2008)
Hits.....21 (7/10/2004)
Errors.....5 (3, 9/1/1993)

BOSTON (IN TEXAS)

Runs.....17 (8/5/1997)
Hits.....24 (8/5/1997)
Errors.....4 (3, 4/4/1996)

RANGERS (IN BOSTON)

Runs.....18 (4/17/2012)
Hits.....22 (6/11/2006)
Errors.....4 (2, 8/22/2002)

RANGERS (IN TEXAS)

Runs.....19 (8/1/2002)
Hits.....20 (2, 8/1/2002)
Errors.....5 (7/19/1975)



TORONTO BLUE JAYS

ROGERS CENTRE

1 BLUE JAYS WAY, STE. 3200, TORONTO, ON M5V 1J1 CANADA • 416-341-2000

Vice Chairman, Rogers Communications, Inc.	Phil Lind
President and Chief Executive Officer	Paul Beeston
Senior Vice President, Baseball Operations/General Manager	Alex Anthopoulos
Vice President, Communications	Jay Stenhouse
Manager, Baseball Information	Mal Romanin
Director Team Travel and Clubhouse Operations	Mike Shaw
2011 Record	73-89
Stadium (First Season/Capacity)	Rogers Centre (1989/49,282)
Media Relations Telephone/Fax	416-341-1301/02/03/416-341-1250

2012 SERIES RECAP

Date	H/A	Result	Winner	Loser	Save	Time	Attendance
4/9	A	W4-2	ATCHISON	Santos	ACEVES	3:02	48,473
4/10	A	L3-7	Drabek	BARD	None	3:19	26,351
4/11	A	L1-3	Romero	LESTER	Santos	2:13	25,285
6/1	A	W7-2	BUCHHOLZ	Alvarez	None	3:00	29,678
6/2	A	W7-4	DOUBRONT	Drabek	ACEVES	3:05	43,390
6/3	A	L1-5	Hutchison	BARD	None	2:52	41,925
6/25	H	L6-9	Alvarez	DOUBRONT	Janssen	3:01 (1:56)	37,208
6/26	H	W5-1	MILLER	Perez	None	3:02	37,755
6/27	H	W10-4	LESTER	Romero	None	2:40	37,744
7/20	H	L1-6	Laffey	BECKETT	None	3:01	38,093
7/21	H	L3-7	Villanueva	COOK	None	3:04	38,170
7/22	H	L7-15	Alvarez	LESTER	None	3:28	37,737
9/7	H	L5-7	Alvarez	DOUBRONT	None	3:08 (1:18)	37,156
9/8	H	L2-9	Lincoln	MATSUZAKA	None	2:55 (2:03)	37,107
9/9	H	L3-4	Lyon	BUCHHOLZ	C.Janssen	3:03	37,226
9/14	A	W8-5	Carpenter	Oliver	A.BAILEY	3:42	21,888
9/15	A	W3-2	BRESLOW	Delbar	A.BAILEY	3:09	27,325
9/16	A	L0-5	Lyon	LESTER	None	2:42	21,698

SERIES RESULTS, LAST 20 YEARS

Year	Home	Road	Total	Year	Home	Road	Total
1993	2-4	1-6	3-10	2003	6-4	4-5	10-9
1994	4-3	3-0	7-3	2004	8-1	6-4	14-5
1995	3-3	5-2	8-5	2005	4-5	3-6	7-11
1996	5-2	3-3	8-5	2006	4-5	3-7	7-12
1997	3-3	3-3	6-6	2007	4-5	5-4	9-9
1998	3-3	2-4	5-7	2008	5-4	4-5	9-9
1999	4-2	5-1	9-3	2009	6-3	5-4	11-7
2000	2-4	2-4	4-8	2010	5-4	7-2	12-6
2001	4-5	8-2	12-7	2011	6-3	4-5	10-8
2002	7-3	6-3	13-6	2012	2-7	5-4	7-11

TOTALS 87-73 84-74 171-147

SERIES FACTS

Longest Red Sox Winning Streak	11 (4/16-7/11/2002)
Longest Blue Jays Winning Streak	8 (8/11/1987-6/11/1988)
Most consecutive series won by Red Sox	6 (4/24/1977-5/31/1978)
Most consecutive series won by Blue Jays	7 (7/27/1987-6/4/1989)

LAST SWEEPS

Red Sox 2-game in Boston	9/17-9/18/1997
Red Sox 3-game in Boston	8/28-8/30/2009
Red Sox 4-game or more in Boston	7/1-7/4/2002 (5 game)

Red Sox 2-game in Toronto	4/16-4/17/2002
Red Sox 3-game in Toronto	6/10-6/12/2011
Red Sox 4-game in Toronto	5/31-6/3/2001

Blue Jays 2-game in Boston	8/16-8/17/2008
Blue Jays 3-game in Boston	9/7-9/9/2012
Blue Jays 4-game in Boston	6/2-6/5/1988

Blue Jays 2-game in Toronto	5/10-5/11/2011
Blue Jays 3-game in Toronto	4/4-4/6/2008
Blue Jays 4-game in Toronto	9/3-9/6/1998

JOHN GIBBONS, MANAGER

RECORD IN TORONTO

305-305

CAREER RECORD

305-305

2013 SCHEDULE

April 5-7 in Toronto
April 30-May 2 in Toronto
May 10-12 in Boston
June 27-30 in Boston
August 13-15 in Toronto
Sept. 20-22 in Boston

SERIES RECORDS

ALL-TIME SERIES

288-233

VS. TORONTO

143-117

AT FENWAY PARK

143-117

AT TORONTO

145-116

AT ROGERS CENTRE

101-83

SERIES HIGHS (MOST RECENT OCCURRENCE)

BOSTON (IN BOSTON)

Runs.....18 (9/13/2011)
Hits.....22 (10/4/1980)
Errors.....6 (9/24/1984)

BOSTON (IN TORONTO)

Runs.....16 (2, 6/11/2011)
Hits.....21 (8/9/1991)
Errors.....4 (3, 4/6/2008)

BLUE JAYS (IN BOSTON)

Runs.....15 (3, 8/17/2008)
Hits.....22 (2, 8/17/2008)
Errors.....4 (2, 7/3/2002)

BLUE JAYS (IN TORONTO)

Runs.....13 (2, 9/24/2006)
Hits.....19 (2, 6/1/2003)
Errors.....4 (4, 8/11/1991)

OPPONENTS



ARIZONA DIAMONDBACKS

CHASE FIELD

401 E. JEFFERSON STREET, PHOENIX, AZ 85004 • 602-462-6000

Managing General Partner	Ken Kendrick
President/Chief Executive Officer	Derrick Hall
Executive Vice President and General Manager	Kevin Towers
Sr. Vice President, Communications	Josh Rawitch
Director, Player and Media Relations	Casey Wilcox
Senior Director, Team Travel	Roger Riley
2012 Record	81-81
Stadium (First Season/Capacity)	Chase Field (1998/48,635)
Media Relations Telephone/Fax	602-462-6519/602-462-6117

SERIES RESULTS, ALL-TIME

Year	Home	Road	Total	Year	Home	Road	Total
2002	0-3	0-0	0-3	2008	2-1	0-0	2-1
2007	0-0	2-1	2-1	2010	3-0	0-0	3-0
				TOTALS	5-4	2-1	7-5

SERIES FACTS

Red Sox 2-game in Boston	Never Played
Red Sox 3-game in Boston	6/15-6/17/2010
Red Sox 4-game in Boston	Never Played
Red Sox 2-game in Arizona	Never Played
Red Sox 3-game in Arizona	N/A
Red Sox 4-game in Arizona	Never Played
Diamondbacks 2-game in Boston	Never Played
Diamondbacks 3-game in Boston	6/7-6/9/2002
Diamondbacks 4-game in Boston	Never Played
Diamondbacks 2-game in Arizona	Never Played
Diamondbacks 3-game in Arizona	N/A
Diamondbacks 4-game in Arizona	Never Played

KIRK GIBSON, MANAGER

RECORD IN ARIZONA
209-198

CAREER RECORD
209-198

2013 SCHEDULE
August 2-4 in Boston

SERIES HIGHS (MOST RECENT OCCURRENCE)

BOSTON (IN BOSTON)
Runs 8 (6/17/2010)
Hits 12 (6/25/2008)
Errors 1 (5, 6/17/2010)

BOSTON (IN ARIZONA)
Runs 10 (6/8/2007)
Hits 12 (6/8/2007)
Errors 3 (6/10/2007)

ARIZONA (IN BOSTON)
Runs 7 (6/09/2002)
Hits 15 (6/07/2002)
Errors 2 (6/17/2010)

ARIZONA (IN ARIZONA)
Runs 5 (6/10/2007)
Hits 7 (2, 6/10/2007)
Errors 1 (2, 6/10/2007)



COLORADO ROCKIES

COORS FIELD

2001 BLAKE STREET, DENVER CO 80205 • 303-292-0200

Owner/Chairman and Chief Executive Officer	Richard Monfort
Owner/General Partner	Charles Monfort
EVP/Chief Baseball Officer and General Manager	Daniel J. O'Dowd
Vice President, Communications	Jay Alves
Asst. Director, Communications	Nick Piburn
2012 Record	64-98
Stadium (First Season/Capacity)	Coors Field (1995/50,480)
Media Relations Telephone/Fax	303-312-2325/303-312-2319

SERIES RESULTS, ALL-TIME

Year	Home	Road	Total	Year	Home	Road	Total
2002	2-1	0-0	2-1	2007	1-2	0-0	1-2
2004	0-0	1-2	1-2	2010	0-0	1-2	1-2
				TOTALS	3-3	2-4	5-7

LAST SWEEPS

Red Sox 2-game in Boston	Never Played
Red Sox 3-game in Boston	N/A
Red Sox 4-game in Boston	Never Played
Red Sox 2-game in Colorado	Never Played
Red Sox 3-game in Colorado	N/A
Red Sox 4-game in Colorado	Never Played
Rockies 2-game in Boston	Never Played
Rockies 3-game in Boston	N/A
Rockies 4-game in Boston	Never Played
Rockies 2-game in Colorado	Never Played
Rockies 3-game in Colorado	N/A
Rockies 4-game in Colorado	Never Played

WALT WEISS, MANAGER

RECORD IN COLORADO
0-0 (1st Season)

CAREER RECORD
0-0 (1st Season)

2013 SCHEDULE
June 25-26 in Boston
Sept. 24-25 in Colorado

SERIES HIGHS (MOST RECENT OCCURRENCE)

BOSTON (IN BOSTON)
Runs 7 (2, 6/12/2002)
Hits 11 (2, 6/12/2002)
Errors 3 (6/12/2002)

BOSTON (IN COLORADO)
Runs 13 (6/24/2010)
Hits 15 (6/24/2010)
Errors 2 (2, 6/24/2010)

ROCKIES (IN BOSTON)
Runs 12 (6/13/2007)
Hits 14 (6/13/2007)
Errors 5 (6/12/2002)

ROCKIES (IN COLORADO)
Runs 11 (6/24/2010)
Hits 18 (6/24/2010)
Errors 0



LOS ANGELES DODGERS

DODGER STADIUM

1 000 ELYSIAN PARK AVE., LOS ANGELES, CA 90090 • 323-224-1500

Chairman	Mark Walter
President and CEO	Stan Kasten
General Manager	Ned Colletti
Assistant Director, Public Relations	Joe Jareck
Assistant Director, Public Relations	Yvonne Carrasco
Advisor, Team Travel	Billy DeLury
2012 Record	86-76
Stadium (First Season/Capacity)	Dodger Stadium (1962/56,000)
Media Relations Telephone/Fax	323-224-1301/323-224-1459

SERIES RESULTS, ALL-TIME

Year	Home	Road	Total	Year	Home	Road	Total
2002	0-0	0-3	0-3	2010	3-0	0-0	3-0
2004	2-1	0-0	2-1	TOTALS	5-1	0-3	5-4

SERIES FACTS

Red Sox 2-game in Boston	Never Played
Red Sox 3-game in Boston	6/18-6/20/2010
Red Sox 4-game in Boston	Never Played
Red Sox 2-game in Los Angeles	Never Played
Red Sox 3-game in Los Angeles	N/A
Red Sox 4-game in Los Angeles	Never Played
Dodgers 2-game in Boston	Never Played
Dodgers 3-game in Boston	N/A
Dodgers 4-game in Boston	Never Played
Dodgers 2-game in Los Angeles	Never Played
Dodgers 3-game in Los Angeles	06/21-06/23/2004
Dodgers 4-game in Los Angeles	Never Played

DON MATTINGLY, MANAGER

RECORD IN LOS ANGELES
168-155

CAREER RECORD
168-155

2013 SCHEDULE
August 23-25 in Los Angeles

SERIES HIGHS (MOST RECENT OCCURRENCE)

BOSTON (IN BOSTON)
 Runs 10 (6/18/2010)
 Hits 13 (6/18/2010)
 Errors 4 (6/19/2010)

BOSTON (IN LOS ANGELES)
 Runs 6 (6/23/2002)
 Hits 9 (6/23/2002)
 Errors 2 (6/23/2002)

DODGERS (IN BOSTON)
 Runs 14 (6/12/2004)
 Hits 15 (6/12/2004)
 Errors 1 (2, 6/20/2012)

DODGERS (IN LOS ANGELES)
 Runs 9 (6/23/2002)
 Hits 13 (6/23/2002)
 Errors 2 (6/22/2002)

ALL-TIME OPPONENT HOME RUN LEADERS AT FENWAY PARK (Regular Season)

Player	HR	Years	Player	HR	Years
Babe Ruth (L)	38	1920-1934	Joe Gordon	27	1938-1943/1946-1950
Mickey Mantle (S)	38	1951-1968	Rocky Colavito	26	1955-1968
Harmon Killebrew	37	1954-1975	Willie Horton	26	1963-1980
Al Kaline	30	1953-1974	Ken Keltner	25	1937-1944/1946-1949
Joe DiMaggio	29	1936-1951	Roy Sievers	25	1949-1965
Gus Zernial	28	1949-1959	Vic Wertz (L)	25	1947-1958/1961-1963
Lou Gehrig (L)	27	1923-1939	Reggie Jackson (L)	25	1967-1987



PHILADELPHIA PHILLIES

CITIZENS BANK PARK

ONE CITIZENS BANK WAY, PHILADELPHIA, PA 19148 • 215-463-6000

President and Chief Executive Officer David Montgomery
 Chairman Bill Giles
 Senior Vice President and General Manager Ruben Amaro Jr.
 Director, Baseball Communications Greg Casterioto
 Director, Team Travel and Clubhouse Services Frank Coppenbarger
 2012 Record 81-81
 Stadium (First Season/Capacity) Citizens Bank Park (2004/43,651)
 Media Relations Telephone/Fax 215-218-5245/215-389-3050

2012 SERIES RECAP

Date	H/A	Result	Winner	Loser	Save	Time	Attendance
5/18	A	L4-6	Hamels	BARD	Papelbon	2:50	45,205
5/19	A	W7-5	LESTER	Blanton	ACEVES	3:11	45,656
5/20	A	W5-1	BECKETT	Lee	None	2:46	45,586

SERIES RESULTS, ALL-TIME

Year	Home	Road	Total	Year	Home	Road	Total
1997	3-0	0-0	3-0	2005	0-0	3-0	3-0
1998	0-2	1-1	1-3	2006	3-0	2-1	5-1
1999	1-2	0-0	1-2	2008	0-0	2-1	2-1
2000	0-0	0-3	0-3	2009	0-0	2-1	2-1
2001	2-1	0-0	2-1	2010	2-1	2-1	4-2
2003	0-0	1-2	1-2	2011	0-0	1-2	1-2
2004	2-1	0-0	2-1	2012	0-0	2-1	2-1
TOTALS				13-7	16-13	29-20	

LAST SWEEPS

Red Sox 2-game in Boston N/A
 Red Sox 3-game in Boston 6/23-6/26/2006
 Red Sox 4-game in Boston Never Played
 Red Sox 2-game in Philadelphia N/A
 Red Sox 3-game in Philadelphia 6/24-6/26/2005
 Red Sox 4-game in Philadelphia Never Played
 Phillies 2-game in Boston 6/22-6/23/1998
 Phillies 3-game in Boston N/A
 Phillies 4-game in Boston Never Played
 Phillies 2-game in Philadelphia 6/21-6/22/2003
 Phillies 3-game in Philadelphia 6/2-6/4/2000
 Phillies 4-game in Philadelphia Never Played

CHARLIE MANUEL, MANAGER

RECORD IN PHILADELPHIA
727-569

CAREER RECORD
947-759

2013 SCHEDULE
May 27-28 in Boston
May 29-30 in Philadelphia

SERIES HIGHS (MOST RECENT OCCURRENCE)

BOSTON (IN BOSTON)

Runs 12 (3, 6/27/2004)
 Hits 17 (6/11/2010)
 Errors 4 (6/26/2004)

BOSTON (IN PHILADELPHIA)

Runs 13 (9/1/2003)
 Hits 15 (2, 6/26/2005)
 Errors 2 (3, 6/14/2009)

PHILLIES (IN BOSTON)

Runs 11 (7/17/1999)
 Hits 18 (7/17/1999)
 Errors 2 (6/9/2001)

PHILLIES (IN PHILADELPHIA)

Runs 11 (2, 6/14/2009)
 Hits 15 (5/19/2012)
 Errors 3 (6/13/2009)



SAN DIEGO PADRES

PETCO PARK

100 PARK BLVD., SAN DIEGO, CA 92112 • 619-795-5000

Executive Chairman Ron Fowler
 President/Chief Operating Officer Tom Garfinkel
 Executive Vice President/General Manager Josh Byrnes
 Senior Vice President, Public Affairs Sarah Farnsworth
 Manager, Communications and Broadcasters Shana Wilson
 Manager, Player and Media Relations Josh Ishoo
 Director, Team Travel/Equipment Manager Brian Prilaman
 2012 Record 76-86
 Stadium (First Season/Capacity) PETCO Park (2004/42,524)
 Media Relations Telephone/Fax 619-795-5000/619-795-5266

SERIES RESULTS, ALL-TIME

Year	Home	Road	Total	Year	Home	Road	Total
2002	0-0	2-1	2-1	2007	0-0	2-1	2-1
2004	2-1	0-0	2-1	2011	1-2	0-0	1-2
TOTALS				3-3	4-2	7-5	

LAST SWEEPS

Red Sox 2-game in Boston Never Played
 Red Sox 3-game in Boston N/A
 Red Sox 4-game in Boston Never Played
 Red Sox 2-game in San Diego Never Played
 Red Sox 3-game in San Diego N/A
 Red Sox 4-game in San Diego Never Played
 Padres 2-game in Boston Never Played
 Padres 3-game in Boston N/A
 Padres 4-game in Boston Never Played
 Padres 2-game in San Diego Never Played
 Padres 3-game in San Diego N/A
 Padres 4-game in San Diego Never Played

BUD BLACK, MANAGER

RECORD IN SAN DIEGO
464-509

CAREER RECORD
464-509

2013 SCHEDULE
July 2-4 in Boston

SERIES HIGHS (MOST RECENT OCCURRENCE)

BOSTON (IN BOSTON)

Runs 14 (6/20/2011)
 Hits 14 (6/20/2011)
 Errors 3 (6/9/2004)

BOSTON (IN SAN DIEGO)

Runs 5 (6/20/2002)
 Hits 11 (6/24/2007)
 Errors 0

PADRES (IN BOSTON)

Runs 8 (6/9/2004)
 Hits 13 (6/20/2011)
 Errors 1 (2, 6/21/2011)

PADRES (IN SAN DIEGO)

Runs 6 (6/23/2007)
 Hits 11 (6/23/2007)
 Errors 1 (4, 6/24/2007)

ACTIVE OPPONENT HOME RUN LEADERS AT FENWAY PARK (Regular Season)

Player	HR
Alex Rodriguez	23
Jim Thome (L)	21
Jason Giambi (L)	18
Derek Jeter	13
Vernon Wells	13
Jose Bautista	12
Robinson Cano (L)	12
Carlos Pena (L)	10

Player	HR
Hideki Matsui (L)	9
Mark Teixeira (S)	9
Eric Chavez (L)	8
Nick Swisher (S)	8
Curtis Granderson (L)	8
Evan Longoria	8
Johnny Damon (L)	7
Andruw Jones	7

Player	HR
Torii Hunter	7
Paul Konerko	7
Alfonso Soriano	7
B.J. Upton	7
Aaron Hill	7
Mike Napoli	7



SAN FRANCISCO GIANTS

AT&T PARK

24 WILLIE MAYS PLAZA, SAN FRANCISCO, CA 94107 • 415-972-2000

President and Chief Executive Officer Laurence M. Baer
 Senior Vice President and General Manager Brian R. Sabean
 Senior Director, Media Relations Jim Moorehead
 Manager, Media Relations Matt Chisholm
 Traveling Secretary Bret Alexander
 2012 Record 94-68
 Stadium (First Season/Capacity) AT&T Park (2004/41,903)
 Media Relations Telephone/Fax 415-972-2000/415-947-2800

SERIES RESULTS, ALL-TIME

Year	Home	Road	Total	Year	Home	Road	Total
2004	0-0	1-2	1-2	2010	0-0	2-1	2-1
2007	3-0	0-0	3-0	TOTALS	3-0	3-3	6-3

LAST SWEEPS

Red Sox 2-game in Boston Never Played
 Red Sox 3-game in Boston 6/15-6/17/2007
 Red Sox 4-game in Boston Never Played
 Red Sox 2-game in San Francisco Never Played
 Red Sox 3-game in San Francisco N/A
 Red Sox 4-game in San Francisco Never Played
 Giants 2-game in Boston Never Played
 Giants 3-game in Boston N/A
 Giants 4-game in Boston Never Played
 Giants 2-game in San Francisco Never Played
 Giants 3-game in San Francisco N/A
 Giants 4-game in San Francisco Never Played

BRUCE BOCHY, MANAGER

RECORD IN SAN FRANCISCO
 503-469

CAREER RECORD
 1,454-1,444

2013 SCHEDULE
 June 19-21 in San Francisco

SERIES HIGHS (MOST RECENT OCCURRENCE)

BOSTON (IN BOSTON)

Runs 10 (6/15/2007)
 Hits 11 (6/17/2007)
 Errors 0 (N/A)

BOSTON (IN SAN FRANCISCO)

Runs 14 (6/18/2004)
 Hits 14 (6/18/2004)
 Errors 2 (6/18/2004)

GIANTS (IN BOSTON)

Runs 5 (6/17/2007)
 Hits 9 (6/17/2007)
 Errors 1 (6/15/2007)

GIANTS (IN SAN FRANCISCO)

Runs 9 (6/18/2004)
 Hits 12 (6/25/2010)
 Errors 2 (6/18/2004)

ACTIVE OPPONENT LEADERS VS. RED SOX (Career)

BATTING

RANK/PLAYER	AVG*
1. M. Kotsay.....	359
2. J. Morneau.....	342
3. J. Hamilton.....	335
4. K. Suzuki.....	331
5. V. Martinez.....	329
B. Butler.....	329

*Minimum 150 plate appearances

RANK/PLAYER	HR
1. A. Rodriguez.....	52
2. J. Giambi.....	36
3. J. Thome.....	35
4. V. Wells.....	30
5. C. Pena.....	26

RANK/PLAYER	RBI
1. A. Rodriguez.....	145
2. D. Jeter.....	124
3. J. Giambi.....	116
4. J. Thome.....	98
5. V. Wells.....	96

PITCHING

RANK/PLAYER	ERA*
1. C.J. Wilson.....	2.62
2. B. Anderson.....	2.70
3. M. Rivera.....	2.80
4. D. Price.....	3.08
5. F. Hernandez.....	3.18

*Minimum 50 innings pitched

RANK/PLAYER	W
1. A. Pettitte.....	18
2. R. Halladay.....	14
3. M. Rivera.....	12
4. F. Garcia.....	10
R. Lopez.....	8

RANK/PLAYER	K
1. R. Halladay.....	201
2. A. Pettitte.....	181
3. B. Colon.....	133
4. C. Sabathia.....	127
5. J. Shields.....	126



HISTORY & RECORDS


THE HISTORY OF THE RED SOX

1901-1909

The American League was formed in **1901**, and Boston, Chicago, Detroit and Cleveland are the remaining charter members. The Boston American League Base Ball Club, officially known as the Americans, but also known by the media as the Somersets after owner **Charles Somers**, started the season on the road April 26 against the Baltimore Orioles (now the New York Yankees), but didn't get their 1st win until April 30 in Philadelphia, a 10-inning 8-6 decision pitched by **Cy Young**. Young also won the Huntington Avenue Grounds home opener May 8 against Philadelphia, 12-4. In **1903**, the team finished 1st with a 91-47 record earning a berth in the 1st World Series against the National League Pittsburgh Pirates. Game 1 was played at Huntington Avenue and pitched by **Young**, who lost but then won 2 games in the Series. Boston won 5 games to 3, in a best of 9 series, bolstered by **Bill Dinneen** who won 3 games. **1904** brought another successful year with **Cy Young** pitching the 1st perfect game of the modern era in the Huntington Avenue Grounds against Philadelphia on May 5. With a 95-59 record, the **1904** Americans were set to play the New York Giants in the World Series, but Giants manager John McGraw and owner John Brush refused to play, making this the 1st of only 2 times since 1903 the World Series was not played. After **1907**, the cross-town National League Red Stockings adopted the name "Doves" and changed the team colors from red to blue. Americans owner **John I. Taylor** snapped up the popular color, and renamed his team the Red Sox. In the latter half of the decade, **Young** continued to dominate, throwing a no-hitter in New York in **1908** on the way to his record 511 career wins. The Red Sox, however, would not see postseason play again until the next decade.

1910-1919

Taylor decided the Red Sox needed a new ballpark. Fenway Park opened in **1912**, and a decade of dynasty began. The new park, named Fenway Park due to location in the Fenway part of Boston, opened April 20, 1912, with the Red Sox taking a 7-6, 11-inning decision from the New York Highlanders (Yankees). With a 105-47 record, the Sox headed for the World Series led by fireballer **Smoky Joe Wood's** 34-5 record, and centerfielder **Tris Speaker's** .383 batting average. This time, John McGraw did bring the New York Giants to the World Series, and the Sox defeated them 4 games to 3 with one tie. The Red Sox picked up a young left-handed pitcher in **1914** by the name of **George Herman "Babe" Ruth**, who would figure prominently in the Red Sox World Series dynasty of the next several years. The Red Sox went to the World Series 3 more times in the teens and won each year. The **1915** Series was marked by the strong hitting and fielding performances of the legendary Sox outfield of **Duffy Lewis**, **Speaker**, and **Harry Hooper**. After dropping Game 1, the Sox won the next 4 to defeat the Philadelphia Phillies for the championship. In **1916**, **Ruth** was the season and Series hero, with a 23-12 regular season record and a 1.75 ERA. In Game 2 of the World Series, **Ruth** pitched a 14-inning, CG 2-1 win against Brooklyn, while the Sox went on to take the Series 4 games to 1 for the 2nd straight year. The Red Sox played their World Series games in 1915 and 1916 in the new and larger capacity National League Braves Field on Commonwealth Ave., which held 40,000 fans. In **1918**, **Ruth** extended his streak to 29.2 scoreless World Series innings, a record that stood until 1961, and also tied for the league lead with 11 home runs. In the World Series against the Chicago Cubs, **Ruth** and **Carl Mays** each won 2 games to lead the Sox to their 4th World Championship in 7 years.




Cy Young pitched the first perfect game of the modern era on May 5, 1904.

1920-1929

After Sox owner **Harry Frazee** sold **Ruth** and most of his best players to the Yankees, the "Roaring Twenties" were anything but for the Red Sox. The team did not make it to .500 in any year of the decade, losing over 100 games in 3 straight seasons from **1925-1927**. To add to the difficulty on the field, the ballpark itself suffered a setback. On May 8, **1926**, fire roared through Fenway Park, destroying much of the left field bleacher sections. Then-owner **Bob Quinn** could not afford to rebuild the sections, and the difficult decade for the Sox continued. All was not gloomy, however, as there were several standout performances by individual players during the decade. Pitcher **Sam Jones** won 23 games in **1921**, and **Howard Ehmke** won 39 games for the Sox in **1923-1924**, including a no-hitter against Philadelphia in **1923**. 1st baseman **Stuffey McInnis**, a member of the 1918 world champion team, set American League fielding records with a .999 fielding pct. in **1921** and still held the Red Sox career fielding pct. record at 1st base (.996) until Kevin Youkilis passed him in 2009.

1930-1939

The 30's brightened for the Red Sox, and though the team did not make it back to the great years of the teens, a new dynasty of ownership began in **1933**, when 30-year-old millionaire **Tom Yawkey** bought the club. His 1st order of business was to rebuild the fire-scarred stadium. Ironically, on the night of Jan. 4, **1934**, during construction of the new Fenway Park, another fire raged through the ballpark, destroying much of the progress. The park was ready for Opening Day 1934, however, when the Sox lost to **Joe Cronin** and his Washington Senators on April 17. The Red Sox fielded far better teams than they had in the decade prior, and also saw attendance figures increase, especially after Fenway was refurbished. On August 12, 1934, 46,766 fans attended **Ruth's** farewell game at Fenway, spilling out onto the field. The next season, the Sox set their record single-day attendance which still stands, with 47,627 fans attending a double-header on September 22 against the Yankees. **1935** also saw shortstop **Cronin** traded to the Sox from Washington to become player-manager. **1938** was the high point of the decade, with **Cronin** leading the Sox to an 88-61 record, and MVP **Jimmie Foxx** hitting 50 home runs, a team record which stood until 2006, with 175 RBI and a league-high .349 average. Veteran **Lefty Grove** led the league in ERA for 4 of the last 5 years of the decade. **1939** also brought forth a new era in Red Sox baseball, when **Ted Williams** began his legendary career. That season, the Red Sox had 5 future Hall of Famers on the roster including **Williams**, **Cronin**, **Foxx**, **Grove** and **Bobby Doerr**, and they finished with a strong 89-62 record. In **1931**, the Red Sox took the field with numbers on their uniforms for the 1st time. For some Red Sox players, these were the numbers that would forever be associated with them as Boston legends.



Ted Williams began his Hall of Fame career with the Red Sox in 1939.

1940-1949

The 40's got even better for the Red Sox. **1941** was a landmark year for the team, with **Williams** hitting .406 and **Grove** picking up his 300th career win. **Williams** is the last player to hit over .400 for a season, and **Grove** is 1 of 2 pitchers to get his 300th win as a Red Sox, the other being **Cy Young**. **Williams** continued his consistent hitting by picking up his 1st Triple Crown in **1942**, and his 2nd of 4 batting titles in the 40's. Rookie **Dave Ferriss** was 21-10 in **1945**, and helped the team return to the World Series in **1946** when he was 25-6. The Sox won the pennant by a comfortable 12-game margin in 1946, winning 104 games in the process, but lost the World Series for the 1st time in franchise history to the St. Louis Cardinals in 7 games. Fenway also played host to the 1946 All-Star Game, in which **Williams** went 4-for-4 with 2 home runs and 5 RBI. Coming off the AL pennant year, **Williams** won a 2nd Triple Crown in **1947**. Lights were also installed that season to start the era of night baseball at Fenway. **1948** and **1949** were both tough seasons for the Red Sox. While collecting 96 wins in each year, they finished both seasons 1 game out of 1st place. They lost a 1-game playoff to the Cleveland Indians in **1948**. Had the Sox won that game, they would have played the Boston Braves in the World Series. In **1949**, they lost the final 2 games of the season in Yankee Stadium to finish 1 game behind the Yankees. The Sox teams of the late 40's were led by pitcher **Mel Parnell** who won 25 games and the ERA title in 1949, while **Ellis Kinder** also picked up 23 victories in 1949. By the end of the 1940's, however, **Williams** had clearly established himself as one of the greatest players in baseball. He had played 8 seasons of Major League baseball through 1949, during which time he amassed 2 MVPs, 2 Triple Crowns, 4 RBI titles (1 tied with teammate **Vern Stephens**), 4 home run titles, and 4 batting titles. **Dom DiMaggio**, one of baseball's greatest centerfielders, had a .298 career average, scored 100 runs 7 times, was a 7-time All-Star and led the AL in 1950 with 11 triples, 15 stolen bases, and 131 runs scored. In **1948**, he had 503 putouts, playing in the AL's smallest park, a record that stood until 1977. He is 1 of only 5 outfielders to have 500 putouts in a season. **Johnny Pesky**, an excellent all-around shortstop, had 200 hits in each of his 1st 3 ML seasons, and had a .313 career average for the Red Sox. The decade, overall, was the most successful for the team since the teens.

1950-1959

The 50's were another decade of strong hitting for the Sox, starting off with the Rookie of the Year Award-winning performance by 1st baseman **Walter Dropo** in **1950**. **Dropo** was a part of perhaps the best hitting Red Sox team ever, with the starting lineup averaging .313, and the entire team hitting .302. Infielder **Billy Goodman** won the batting championship in **1950** with his .354 average, while the team amassed a 94-60 record, which would ultimately be their best for the decade. **Williams** broke his elbow in the All-Star Game and played in only 89 games (28 HR, 97 RBI). For the 2nd time in his career, **Williams** put off baseball for military service in the Korean War in **1952** and **1953**, after serving 3 years during World War II. Upon his return, he continued his usual impressive hitting with a tremendous league-leading .388 in **1957** with 38 home runs, and winning a

2nd straight title with a .328 average at the age of 40 in **1958**. Meanwhile, **Jackie Jensen** won the RBI title in **1955** (tied), **1958** and **1959**, and the MVP in **1958**. Rookie 3rd baseman **Frank Malzone** joined the team full-time in **1957** and won 3 Gold Glove Awards in **1957**, **1958**, and **1959**. Some Red Sox pitchers also fared well in the 1950's, as **Parnell** continued his successful pitching through the 1st half of the decade, winning 69 games for the Sox from **1950** to **1953** along with a no-hitter in **1956**. **Frank Sullivan** had 90 wins from 1954 to 1960, and **Ellis Kinder** became one of the American League's best relief pitchers of the early 1950's. On July 21, **1959** infielder **Pumpsie Green** made his debut as the 1st Red Sox African-American Major Leaguer.

1960-1969

The end of the 50's also brought the end of the **Williams** era in Red Sox history. **Williams** hit his 521st and final home run into the Red Sox bullpen in his final at-bat on September 28, **1960**. The spot he vacated in left field was filled in **1961** by rookie **Carl Yastrzemski** who would later match some of **Williams'** feats, while pitcher **Don Schwall** would collect Rookie of the Year Pitcher honors after winning his 1st 10 straight decisions at Fenway on the way to a 15-7 record overall. Fenway Park also hosted the 1961 All-Star Game, a 1-1 tie, rained out after 9 innings. Sox pitching heroics continued in **1962** when both **Earl Wilson** and **Bill Monbouquette** tossed no-hitters, while **Monbouquette** went on to win 20 games in **1963**, and **Yaz** won his 1st batting title. **Dave Morehead** threw a no-hitter on September 16, **1965** against Cleveland at Fenway Park, but the Sox had their worst record of that decade, losing 100 games. One bright spot of **1965** was the emergence of Lynn, MA native **Tony Conigliaro**, who hit a league-leading 32 homers in his 2nd season, the 2nd of his 6 consecutive seasons of 20 or more home runs. After another losing season, finishing 9th in **1966**, the Red Sox overcame 100-1 odds and won the "Impossible Dream" pennant in **1967** with a 92-70 record. Though they did not win the World Series, that season lives on as one of the greatest in Red Sox history. **1967** proved to be career years for **Jim Lonborg**, who won the Cy Young Award with a 22-9 record plus 2 World Series wins, and **Yastrzemski**, who won the Triple Crown and MVP. 1st baseman **George Scott** and outfielder **Reggie Smith** were key performers in the pennant drive. **Ken Harrelson** led the league with 109 RBI in **1968**, while **Yaz** won his 3rd batting title. **Yaz** and **Rico Petrocelli** finished the 60's with 40-home run seasons in **1969**.

1970-1979

The era of **Yaz** continued into the 70's when he again hit 40 home runs while **Conigliaro** notched 36 home runs in **1970**. In **1972**, another young player made his mark by unanimously winning the Rookie of the Year Award. Catcher **Carlton Fisk**, a New Hampshire native, made his 1st full year in the majors count, leading the Red Sox to a 2nd-place finish, just 0.5 game out of 1st place, for their best finish since 1967. Pitcher **Luis Tiant**, thrilled Sox fans and took home the ERA title that season. Two other famous rookies, **Jim Rice** and **Fred Lynn**, were added to the mix in **1975**, and made their mark on another AL championship season. **Lynn** won both MVP and Rookie of the Year honors, the 1st player ever to do so in the same year, while **Rice** hit 22 home runs and **Lynn** hit 21. **Tiant**, **Rick Wise**, and **Bill Lee** combined for 54 of the Red Sox 95 wins in 1975, with **Tiant** and **Wise** pitching all 3 of the Red Sox wins in the World Series. In Game 6, **Bernie Carbo's** 2-out, 3-run home run in the 8th inning tied the game. **Fisk** left his mark on baseball history when he hit a 12th-inning pitch off the left-field foul pole for a dramatic finish for the Red Sox, in what many consider to be the greatest World Series game ever. Once again, however, the Sox came up short, and were defeated by Cincinnati in 7 games. On July 9, **1976** owner **Tom Yawkey** passed away. **Mrs. Jean R. Yawkey**, **Haywood Sullivan** and **Edward "Buddy" LeRoux** were approved by the AL as the new owners in May, **1978**. The Sox continued to be successful through the end of the 1970's. In **1977** they had 97 wins and finished just 2.5 games out of 1st. They finished **1978** with 99 wins, just 1 game out after losing 5-4 in a 1-game playoff against the Yankees.



Yaz was inducted into the Hall of Fame in 1989.

Those 2 seasons were great years for **Rice**, who won the home run title in **1977**, and took home MVP honors in **1978**, after ending the season with the home run and RBI crowns. **Lynn** had a terrific **1979** season and won the batting championship, while **Yaz** got his 3,000th hit on September 12. That July, he also hit his 400th home run. **Dwight Evans** did his part, not only with his bat, but also in right field, picking up 3 Gold Glove Awards in the last 4 seasons of the decade. Versatile **Bob Stanley** made his entry upon the scene in **1977**, and in his 12-year Red Sox career racked up what was then a club-record 132 saves and became the club's all-time leader in games pitched. Shortstop **Rick Burleson** teamed with 2nd baseman and Fall River, MA native **Jerry Remy** to form one of the club's best double-play combinations.

1980-1989

3rd baseman **Carney Lansford** won a batting championship in **1981**. **Evans** tied for the 1981 AL home run title, one of his seven 20-plus HR seasons in the decade. **Rice** won the HR title in **1983** with 39, followed closely by **Tony Armas**, who had 36. **Armas** then hit 43 in **1984** to lead the AL. The early 80's were not particularly successful for the Red Sox, however, and they failed to finish higher than 3rd until their AL championship in **1986**. **Evans** got 1986 off to an auspicious start, homering in Detroit on the 1st pitch of the season. **Roger Clemens**, who won the Cy Young and MVP awards, dominated AL batters in 1986, winning 24 games, including his 1st 14 decisions, with a 2.48 ERA. He also broke a major league record, striking out 20 in a 3-1 win April 29 vs. Seattle. Under manager **John McNamara's** leadership, the team won 95 games and came from a 3 games to 1 deficit in the ALCS to a World Series matchup with the Mets, which the Sox lost in 7 games. Overall, the season was filled with many personal milestones, with **Rice** getting his 2,000th hit, **Don Baylor** hitting his 300th HR, **Clemens** winning 20 games for the 1st time, and **Wade Boggs** winning his 3rd of 5 batting titles in the decade. In **1987**, **Boggs** won another batting title, while **Clemens** had his 2nd 20-win season and Cy Young Award, but the Red Sox finished a disappointing 5th. The Red Sox returned to their winning ways in the late '80s, topping the AL East again in **1988** with **Joe Morgan's** miracle team. After **Morgan** took over from **McNamara** in July, the Sox won 12 straight and 19 of 20 games, to come from 9 games behind and move into 1st place in the AL East. "Morgan's Magic" became the team's slogan, but the Red Sox were overpowered by Oakland in the ALCS. Nevertheless, the successful teams of the late 80's ushered in a decade of milestones and achievements in the 1990's.



Dwight Evans patrolled Fenway's right field from 1972-1990.

1990-1999

The Sox started the decade off on the right foot by winning the AL East in **1990** with strong performances by **Boggs**, **Evans**, **Clemens**, **Mike Boddicker**, and rightfielder **Tom Brunansky**, whose great diving catch saved the final game of the season. Again, the Sox played the A's in the ALCS, and met the same fate, losing in 4 games. The 1990 season saw the Red Sox put players' names on the back of their road jerseys for the 1st time in club history. **1991** brought the start of the **Mo Vaughn** era, and the hard-hitting 1st baseman became a fan favorite, while Dalton, MA native **Jeff Reardon** pitched his way to 40 saves as the Sox headed to a 2nd-place finish. In February **1992**, **Mrs. Yawkey** passed away leaving her majority general partnership to the continued direction of **John L. Harrington** with **Haywood C. Sullivan** as general partner. After the **1993** season, **Sullivan** sold his interest in the club to the Yawkey Trust and **Harrington** became CEO of the organization. The Sox fared well after the new division set-up was established in **1995**, reaching postseason play 3 times in the last 5 years of the decade, including back-to-back appearances in **1998** and **1999**, the 1st time the team accomplished that since 1915-1916. In **1995**, the Red Sox and the Cleveland Indians started a Division Series rivalry that would last throughout the decade. Behind the powerful hitting of **Vaughn**, who led the AL in HR and picked up the MVP Award, and the stable pitching of **Clemens** and knuckleballer **Tim Lincecum**, the Sox won the East Division title and faced the Indians in the 1995 ALDS, only to be swept in 3 games. In **1996**, **Clemens** struck out 20 batters in a game for the 2nd time in his career, tying his own major league record. In **1997**, highly-touted shortstop **Nomar Garciaparra** made his way to Fenway and picked up the Rookie of the Year Award while leading the league with 209 hits. In **1998**, he was joined by another superstar, **Pedro Martinez**. The '98 Sox won the Wild Card for the 1st time. Strong pitching was the key to the team's success with **Martinez** going 19-7 with a 2.89 ERA, while **Tom Gordon** achieved a major league record 43 consecutive saves on his way to 46 saves in all. The Sox faced Cleveland in the Division Series, where they were defeated once again. The pitching would figure into another great season for the Sox in **1999**, a year in which Fenway hosted the final All-Star Game of the century, the 3rd in the history of the park. **Martinez** was MVP of the game, retiring all 6 batters he faced, 5 on strikeouts, ultimately winning the Cy Young Award unanimously, and falling just short of MVP honors with a 23-4, 2.07 ERA season. Once again, he led the Sox to a Wild Card berth and the Division Series against the Indians. This time, the Sox emerged victorious, coming back from losing the 1st two games to dramatically win the series behind six no-hit relief innings by **Martinez** and 2 HR and 7 RBI by **Troy O'Leary**, and traveled to the ALCS for the 1st time since 1986. The Sox met the Yankees in the series, and the high point was game 3, where Sox ace **Martinez** met former Sox ace **Clemens** at Fenway Park. Riding HR by **Garciaparra**, **John Valentin** and **Brian Daubach**, the Sox cruised to a 13-1 win, their only win in the series.

2000-09

2000 featured great efforts by **Martinez**, who unanimously won his 2nd straight Cy Young Award, and **Garcia**, who won his 2nd consecutive AL batting title with a .372 average. Reliever **Derek Lowe** tied for the AL lead with 42 saves. The Sox finished 2nd 85-77, 2.5 games behind the Yankees, and set a new Fenway Park attendance record of 2,586,024. On Dec. 13, 2000, the Red Sox signed OF **Manny Ramirez** to bolster the team's offense. Despite major injuries to **Garcia**, **Martinez**, **John Valentin** and catcher **Jason Varitek**, the Red Sox led the AL East for most of the 1st half in **2001**. Through Aug. 24, the Sox were only 3 games behind the Yankees before they went into a tailspin that resulted in 21 losses in 26 games and finished 2nd at 82-79. Mgr. **Jimmy Williams** was replaced by pitching coach **Joe Kerrigan** prior to the Aug. 16 game vs. Seattle. RHP **Hideo Nomo** made his Sox debut April 4 in Baltimore and won 3-0 with the club's 1st no-hitter since 1965. Nomo pitched a 1-hitter May 25 vs. Toronto and led the AL with 220 strikeouts. The team set new attendance records at home, 2,625,333 in 81 dates with 69 sellouts and 2,700,811 on the road in 80 dates. The 68-year Yawkey era came to a close when a new ownership group led by **John Henry**, **Tom Werner** and **Larry Lucchino** took control prior to the **2002** season. In March 2002, they replaced GM **Dan Duquette** with VP of Baseball Operations **Mike Port**, on an interim basis, and brought in **Grady Little** as manager to replace **Kerrigan**. The Sox led the AL East from April 15-June 22 but finished 2nd in the AL East at 93-69, including 51-30 on the road. **Lowe** pitched Fenway Park's 1st no-hitter since 1965, 10-0 vs. Tampa Bay on April 27. **Lowe** (21-8) and **Martinez** (20-4) gave the Sox a pair of 20-game winners for the 1st time since 1949. **Ramirez** led the AL with a .349 average. **Lowe**, **Martinez**, **Ramirez**, **Garcia**, **Shea Hillenbrand**, **Johnny Damon** and **Ugueth Urbina** were selected for the AL All-Star team and **Lowe**, **Hillenbrand** and **Ramirez** started the game. The team again set an attendance record (2,650,063 in 81 dates). On Nov. 25, 2002, **Theo Epstein** was named GM, making him the youngest GM in MLB history at 28 years, 10 months old. The **2003** Red Sox had an exciting 95-67 regular season, their most wins since 1995, a 2nd-place East Division finish and the 16th trip to the postseason. The club won its 3rd Wild Card playoff berth and came from a 2-0 game deficit in the ALDS to win 3 straight vs. Oakland to advance to the ALCS vs. the Yankees. A dramatic 7-game series developed that wasn't resolved until Aaron Boone's 11th-inning HR stopped the Red Sox. **Epstein** made offseason moves to help the team become an offensive powerhouse that set many records. The additions of **David Ortiz**, **Kevin Millar**, **Bill Mueller** and **Todd Walker** solidified a batting order that produced 961 runs, 2nd-most in club history. A club-record 6 players hit 20 HR and the Sox set a new team mark with 238. They set new ML records of 2,822 TB, 649 XBH and a .491 slug. pct., while their 371 doubles fell 2 shy of the ML mark held by the Sox (1997) and the Cardinals (1930). They were 53-28 .654 at home, 2nd best in the AL. **Lowe** (17-7), **Martinez** (14-4), **John Burkett** (12-9) and **Wakefield** (11-7) led a staff whose 1,141 strikeouts topped the AL. **Mueller** (.326) edged **Ramirez** (.325) for the AL batting crown while **Garcia** (105), **Ramirez** (104) and **Ortiz** (101) gave the Sox 3 players with 100 RBI for the 1st time since 1984. In his 1st year as manager, **Terry Francona** led the **2004** Red Sox to a 98-64 record and a Wild Card berth, entering the postseason for the 17th time in franchise history. The Sox swept the Anaheim Angels in the ALDS as **Ortiz's** dramatic HR in the 10th inning of Game 3 ensured a rematch with the Yankees for the AL pennant. After dropping the 1st 3 games to New York, the Red Sox rallied behind the bat of **Ortiz**, the baserunning of **Dave Roberts**, an RBI single by **Mueller**, an airtight bullpen, and the gritty performance of **Curt Schilling** to win the final 4 games of the series, completing the greatest comeback in ML history. The Red Sox then swept the St. L. Cardinals to win the World Series for the 6th time and the 1st since 1918. Led by Series MVP **Ramirez**, the Red Sox never trailed. **Lowe** became the 1st pitcher ever to win the clinching game of 3 playoff series in 1 postseason. Key offseason

acquisitions **Schilling** and **Keith Foulke** lived up to their billing, while the mid-season trade of **Garcia** for **Orlando Cabrera**, **Doug Mientkiewicz**, and the acquisition of **Roberts**, improved the club's defense and speed. **Schilling** (21) combined with **Martinez** (16) to win more games than any other pair in the AL. **Martinez** (227) and **Schilling** (203) also became the 1st Red Sox teammates ever to strike out 200 batters in the same season. Offensively, the Sox were led by **Ramirez** and **Ortiz**, who became the 1st AL teammates to bat .300, hit 30 HR and drive in 100 runs since 1931. They also became just the 2nd pair of Red Sox to hit over 40 HR in a single season. The Red Sox sold out their 81-



The Red Sox stormed the field in 2004 to celebrate the club's 1st World Series Championship since 1918.

game home schedule for the 1st time and 4th time in ML history. The **2005** Red Sox were 95-67, winning the AL Wild Card reaching postseason for a club-record 3rd straight season. The Sox were swept in the ALDS by the eventual World Champion Chicago White Sox. During the regular season, **Ortiz** (47 HR, 148 RBI) and **Ramirez** (45 HR, 144 RBI) combined for 92 HR and 292 RBI, more than any other duo in baseball. The Red Sox led the ML in runs, batt. avg., BB, OBP and OPS. **Ortiz** tallied career-highs in HR, RBI, R, BB, slug. pct. and OBP. He led the AL with 34 go-ahead RBI and 21 game-winning RBI and finished 2nd in AL MVP voting. The pitching staff was led by **Wakefield** (16-12) who posted team highs in wins, starts, innings pitched, strikeouts, CG and opps.' avg. by a starter. **Mike Timlin** had a league-high and single-season club record 81 apps, and rookie **Jonathan Papelbon** was impressive down the stretch holding opponents scoreless in 10 of his last 11 apps. Catcher **Jason Varitek** earned his first Gold Glove Award. The club set a new attendance mark for the 6th straight season with a total of 2,847,888. On Nov. 25, 2005, 3B **Mike Lowell**, RHP **Josh Beckett**, and RHP **Guillermo Mota** were acquired from the Florida Marlins for SS **Hanley Ramirez**, RHP **Anibal Sanchez**, RHP **Jesus Delgado**, and RHP **Harvey Garcia**. In **2006**, the Red Sox set a home attendance record (2,930,588) for the 7th straight season, a ML record. A host of late-season injuries contributed to the team falling to an 86-76 record to miss postseason play for the 1st time since 2002. The Red Sox were 53-33 .616 at the All-Star break, its best winning pct. at that point since 1986 (56-31 .644), and led the AL East by 3 games. Boston set a ML fielding pct. record (.98910) (SEA .98887, 2003) with just 66 errors in 6,053 total chances. The 66 errors and 108 errorless games were the 2nd fewest ever behind Seattle's 65 and 112 in 2003. The Red Sox set a ML record with 17 straight errorless games June 11 (night) through June 30. **Alex Gonzalez** led AL SS with a .985 fielding pct. (a club record), the 1st Sox SS to lead the AL since Rick Burleson in 1979. He also set a club SS record with 57 straight errorless games (April 11-June 30). 2B **Mark Loretta** was 2nd in the AL with a .994 fielding pct. and broke the club record (Bobby Doerr .993 in 1948). **Lowell** was 2nd among AL and ML 3B with a .98704 fielding pct. and broke the club record (Vern Stephens .981 in 1950). **Ortiz** led the AL with a club-record 54 HR and also led with 137 RBI, 355 TB and 119 BB. His 32 road HR tied Babe Ruth (1927) for the AL record. He had 5 walk-off hits including 3 HR. **Papelbon** was a dominant closer until shoulder problems sidelined him after Sept. 1. He had 35 saves and a 4-2 record in 59 relief apps and held opps. to a .167 batting avg. He was the 2nd Sox rookie pitcher selected for the All-Star Game (Don Schwall 1961) but did not pitch. He set a club record with 20 saves in 20 chances to start the season. **Manny Ramirez** hit .321 with 35 HR, 102 RBI and 100 BB but played in just 11 games the final 6 weeks due to right knee tendinitis. He received the most votes of any AL player to start the All-Star Game but his knee problem prevented him from playing. **Schilling** made a comeback from his injury-curtailed 2005 season and was 15-7 with a 3.97 ERA in 31 games. **Kevin Youkilis** became the regular 1B and hit .279 in 147 games with 100 R and 91 BB. **Beckett** was 16-11 in 33 games to lead the staff in wins in his 1st Red Sox season. In **2007**, the Red Sox clinched their 1st AL East Division title since 1995 with a 96-66 regular season record. After sweeping the Angels 3-0 in the ALDS, Boston then went down 3 games to 1 in the ALCS vs. Cleveland. The Sox completed another comeback to clinch their 12th AL pennant and became the 12th team in ML history to overcome a 3-1 deficit in the ALCS. This was also the Sox 3rd time accomplishing the feat (1986, 2004). In their 11th World Series appearance, Boston swept the N.L. Champion Colorado Rockies to win their 2nd title in 4 years and 7th overall. The Red Sox offense was led by World Series MVP **Lowell** and the stellar pitching efforts of **Beckett**, **Schilling** and **Papelbon**. **Francona** became the 1st Sox manager to take a team to the postseason in 3 different seasons (2004-05-07) and only the 2nd manager in club history to win 2 World Series (Bill Carrigan, 1915-16). The Sox joined the Yankees as the only teams in AL history to sweep in successive World Series appearances. During the regular season, the 96 wins tied Cleveland for the highest winning pct. (.593) and most victories in the Majors. The Sox led the AL East for the final 166 days of 2007 beginning April 18, the longest consecutive stretch in club history. Their pitching staff led the AL and finished 2nd in the majors with a 3.87 ERA. They were 1 of 2 ML teams with 3 15-game winners: **Beckett** 20, **Wakefield** 18, and **Daisuke Matsuzaka** 15. The team allowed the fewest runs (657) and hits (1350) in the AL and had the 3rd most strikeouts (1,149). Offensively, the Red Sox led the majors with 689 BB and tied Detroit for the ML lead in doubles (352). The team had 3 of the top 10 AL batting leaders for 2007: **Ortiz** (.333, 5th), **Lowell** (.326, 7th), and Rookie of the Year **Dustin Pedroia** (.317, 10th). They set a club record and tied the ML record with 4 consecutive HR in 1 inning on April 22 vs. the Yankees at Fenway Park as **Ramirez**, **J.D. Drew**, **Lowell**, and **Varitek** did it with 2 outs in the 3rd inning. The Red Sox were successful on an AL best 80% (96-120) of their SB attempts, the best in club



Jonathan Papelbon closed out the '07 World Series.



Dustin Pedroia earned AL MVP honors in 2008.

finished 3rd in the ML with a .280 batting average and led the ML in walks for the 2nd consecutive year (646, .358 OBP). The Red Sox were sparked by the stellar play of AL MVP **Pedroia** who led the team in avg., games, at-bats, runs, hits and doubles. His 54 doubles led the AL, he tied for the league lead with 213 hits and ranked among the top 5 with a .326 avg. (2nd), 653 AB (3rd), 9 SF (T3rd), 140 singles (T3rd) and 322 TB (4th). **Youkilis** had a ML record 238 consecutive errorless games (2,002 TC) streak, which ended on June 7, and also led the team in HR, RBI, slug. and OBP. **Youkilis** finished 3rd in the AL MVP voting. The team sent 7 players to the 2008 All-Star Game: **Ramirez**, **Ortiz**, **Youkilis** and **Pedroia** were elected starters; **Varitek**, **Papelbon**, and All-Star Game MVP **Drew** were reserves. A 3-team deadline trade sent **Ramirez** to the LA Dodgers and brought OF **Jason Bay** from Pittsburgh. **Bay** was instrumental in the late-season playoff push as he hit .293 (54-184) with 54 RBI and 9 HR over 49 games. 3 Red Sox had over 20 SB: league leader **Jacoby Ellsbury** (50), **Coco Crisp** (20) and **Pedroia** (20). The club was 4th in the AL with a 4.01 team ERA and led the ML with 16 SHO. The pitching staff was 1st in the AL with 1,185 strikeouts, 2nd most in team history (1,259 in 2001). **Matsuzaka** led all starters with an 18-3 record and 2.90 ERA. **Papelbon** continued as a premier closer with 41 saves. **Jon Lester** threw the 18th no-hitter in Red Sox history vs. KC on May 19 at Fenway Park. For the 9th consecutive year, the Red Sox established a new club record for home attendance totalling 3,048,248 fans in 81 games, a new MLB mark. The **2009** Red Sox finished 2nd in the AL East at 95-67 (.586), their 12th straight winning record. Boston won its 7th AL Wild Card, 4 more than any other team. It was the 20th playoff appearance in the team's 109-year history. The Red Sox were swept 3-0 by the Angels. The Sox finished 4th in the AL with a .270 team batting avg. and were 2nd with a .454 slugg. pct. and a .352 OBP. The staff was 2nd overall in the AL with 1,230 strikeouts. The team's .986 fielding pct. was 3rd-best. The Red Sox had 126 SB, the club's highest total since the 1916 Red Sox stole 129. The team had 6 All-Stars (**Bay**, **Beckett**, **Papelbon**, **Pedroia**, **Wakefield** and **Youkilis**). They acquired C/1B **Victor Martinez** from the Cleveland Indians for RHP **Justin Masterson**, LHP **Nick Hagadone** and RHP **Bryan Price** at the trade deadline, July 31. **Martinez** logged a 25-game hit streak from Aug. 28-Sept. 26 (.340 34-for-100). **Beckett** and **Lester** combined as the only pair of AL teammates with 15 wins, 200 innings and a sub-4.00 ERA. **Ellsbury** led the ML with a club-record 70 steals. **Ortiz** finished the year with 274 career HR as a DH surpassing Frank Thomas (269) for the all-time lead. **Papelbon's** 155 career saves passed Bob Stanley's club-record 132 saves. **Wakefield** also topped the Red Sox career starts list with 388 over Roger Clemens (382). For the 10th straight year, the Red Sox set a new club record for home attendance, an accomplishment unprecedented in MLB.

2010-12

The **2010** Red Sox finished 3rd in the AL East at 89-73 (.549), their 13th consecutive winning season. The Sox offense ranked among MLB's best in several categories: 1st in TB (2546), 2B (358) and OPS (.790), 2nd in runs scored (818), HR (211) and slugg. pct. (.451) and T-3rd in OBP (.339). Red Sox pitchers led the AL with 1,207 strikeouts. **Buchholz** and **Lester** anchored the staff as the only pair of teammates in baseball to win 17 or more games and compile ERAs below 4.00. They each won AL Pitcher of the Month honors in 2010 (May and August, respectively), becoming the 6th pair of Sox teammates to win the award in the same season. **Ortiz** captured AL Player of the Month honors in May (.363, 10 HR), making **Lester** and **Ortiz** the 3rd pair of Sox teammates to win the awards in the same month. **Ortiz** led the Sox with 32 HR and tied for the team RBI lead with **Adrian Beltre** (102 each). 6 Red Sox made the AL All-Star team (**Beltre**, **Buchholz**, **Lester**, **Martinez**, **Ortiz**, and **Pedroia**). **Wakefield** recorded his 2,000th career strikeout on May 12 vs. Toronto, then became the club's all-time innings pitched leader during his June 8 start at Cleveland. On Aug. 3 vs. the Indians, **Lowell** made his 1st plate app. at Fenway Park in over a month and hit a HR into the Green Monster seats. At the end of the season, **Lowell** announced his retirement before the team's Oct. 2 game vs. New York. Several newcomers contributed: rookie **Daniel Nava** hit a grand slam on June 12 vs. Philadelphia on the 1st pitch he saw in the ML, becoming the 3rd player since 1900 to hit a GS in his 1st ML plate app. On April 20 vs. Texas, **Darnell**

McDonald hit an 8th-inning, PH HR in his 1st Red Sox at-bat, then drove a walk-off, GW hit off the Green Monster one inning later. Despite missing **Beckett**, **Buchholz**, **Mike Cameron**, **Ellsbury**, **Martinez**, **Pedroia**, **Varitek** and **Youkilis** for extended stretches, the Sox remained in the race battling in the only division in baseball with four 85-plus win teams. On July 18, Fenway Park celebrated its 600th consecutive sellout, the longest streak in MLB history and the 2nd-longest in U.S. pro sports history, trailing only the Portland Trailblazers (744 consecutive sellouts, 1977-95). The Red Sox finished **2011** at 90-72 (.556), the 14th straight year with a winning record and 2nd-longest string of consecutive winning seasons in club history behind a 16-year run from 1967-82. They dropped the first 6 road games, the club's longest season-opening drought since a franchise-high 0-8 start in 1945, before notching their first win in the club's 100th home opener on April 8 vs. the Yankees. The Sox went on to post a ML-leading 81-42 (.659) record from April 16-Aug. 31, the most wins in any stretch of 123 games by a Red Sox team since May 21-Sept. 26, 1949. That span included a 42-18 (.700) mark from April 16-June 20 and a season-high 9-game win streak from June 3-12. Boston led the ML at 20-6 (.769) in July, the team's best-ever July win pct. and their best in any month since April 1952 (10-2, .833). The club began September with the AL's best record at 83-52 (.615) but went 7-20 (.259) the rest of the way. A loss in the final regular season game, Boston's 1st all season when entering the 9th inning with a lead, ensured that they would not reach the playoffs. Their 9-game lead for a playoff spot was the largest ever relinquished in ML history entering September. The Sox led the ML in runs (875), hits (1,600), 2B (352), XBH (590), RBI (842), TB (2,631), OBP (.349), slugg. pct. (.461) and OPS (.810). They led the ML with 25, 10+ run games, including 12 or more runs a ML-leading 16 times. **Adrian Gonzalez** (213) and **Ellsbury** (212) were 2 of the 5 Major Leaguers with at least 200 hits. The Sox featured 4 of the top 7 hitters in the AL in batting avg.: **Gonzalez** (.338, 2nd), **Ellsbury** (.321, 5th), **Ortiz** (.309, 6th) and **Pedroia** (.307, 7th). Sox pitchers were 3rd in the AL with a .247 opp. avg. and 1,213 strikeouts. On Aug. 16 vs. Tampa Bay, the club turned its 2nd triple play since 1980 and the 1st since SS John Valentin's unassisted triple play on July 8, 1994 vs. Seattle. **Ellsbury** did not commit an error and led with 394 TC, the most errorless chances ever in a season by a Red Sox outfielder. With 32 home runs and 39 stolen bases, **Ellsbury** became the 1st-ever Red Sox to record 30 HR and 30 SB in a season. He and **Pedroia** with 21 HR/26 SB were the 6th and 7th Red Sox (7th and 8th times) to collect 20 HR and 20 SB in a season and the 1st Red Sox teammates ever to do it in the same year. **Ellsbury** led the majors with 364 total bases, the 1st Red Sox to lead the ML in total bases since Tony Armas in 1984 (339). He also led the ML with 83 XBH. **Ellsbury**, **Gonzalez** and **Pedroia** each won a Gold Glove, the 1st time 3 Red Sox have won the award in one season. With 29 HR, **Ortiz** passed Jim Rice (7 times) for 2nd most 25-HR years for the Red Sox, behind only Ted Williams (14). **Ortiz** was the 2011 recipient of the prestigious Roberto Clemente Award for positive contributions on and off the field. The Sox went 12-6 vs. the Yankees, the most wins vs. NYY in a season since 1973 (14-4) and the most by any team since Oakland in 1990 (12-0). The Sox had 6 players selected to play for the AL in the 2011 MLB All-Star Game: **Ortiz**, **Youkilis**, **Ellsbury**, **Gonzalez**, **Beckett** and **Lester**. **Tim Wakefield** earned his 200th career ML win on Sept. 13 vs. Toronto and in his next app., Sept. 18 vs. Tampa Bay, became the 1st Red Sox ever to record 3,000.0 innings pitched with the club. The Sox sold out all 81 home games in 2011 with a home attendance of 3,054,001. The club ran their ML record streak to 712 consecutive games dating back to May 15, 2003. The Red Sox finished **2012** with a 69-93 .426 record, their lowest winning pct. since 1965. Mgr. **Bobby Valentine** was let go when the season ended and former pitching coach **John Farrell** (2007-10) was named the team's 46th mgr. on Oct. 22. The club had not lost 90 games in a season since 1966 (the longest streak in the M.L.). It also ended 14 straight winning seasons, the second longest such streak in club history to a 16-year run, 1967-82. Starting Aug. 28, the Sox went 7-26 including a season-ending 8-game losing streak, the worst since the club lost 9 straight to end 1951. It was the first 5th-place (last) finish in the A.L. East since the current format began in 1994. The Red Sox were 43-43 at the All-Star break and did not go over .500 again



The Red Sox celebrated the 100th anniversary of Fenway Park in 2012.

after falling to 53-53 on Aug. 2. A major contributor to the club's record was that 27 different players went on the DL for 34 separate stints, both of which were the most by a Sox team since at least 1971 (the most by any team since at least 1987). Injuries were a key for 26 pitchers being used (2 shy of club record in 2006) and 56 players appeared in a game (a new club mark). On Aug. 25, the Red Sox made a 9-player trade with the Dodgers (3rd time Sox were involved in a 9-player move, 2nd only to a 10-player trade with Milwaukee in 1971). The Sox did lead the M.L. with 339 doubles (3rd straight year) and ranked 2nd in the A.L. with 15 games scoring 10 or more runs (12 in the first half). Conversely they scored 3 or less runs 79 times, their 2nd most such games since 1969 (88 in 1992), including 23 times in the last 32 games. **Dustin Pedroia** became the youngest Red Sox player to reach 1,000 hits and 100 stolen bases since Hall of Fame RF Harry Hooper did so in 1916. **David Ortiz** (voted DH starter; only Red Sox on All-Star team) went on DL July 18 due to right Achilles strain and played in only one more game the rest of the season. Rookie 3B **Will Middlebrooks** made his ML debut on May 2 and hit .288 with 15 HR and 54 RBI in 75 games before suffering a season-ending right wrist fracture on Aug. 10. LHP **Felix Doubront**, 24, averaged 9.34 K/9 IP (167 K, 161 IP), best ever for a Sox pitcher under 25 with 140 IP. LHP **Jon Lester** reached 1,060 career strikeouts to surpass Bruce Hurst (1,043) for most ever by a Sox lefty. **Jarrod Saltalamacchia's** 25 HR were 2nd for A.L. catchers, the first catcher to lead the Red Sox since Carlton Fisk (26) in 1973. The Red Sox drew 3,043,003 fans, the 5th time they reached 3 million. They stretched their ML record sold-out streak to 793 consecutive home games dating back to May 15, 2003. The club was also 2nd on the road in the A.L. behind the NY Yankees, drawing 2,514,090 fans. It was the 100th Anniversary of Fenway Park and the year was filled with events, tributes and memorable moments. A free open house took place on Apr. 19 with 54,000 fans visiting the ballpark. The next day, Apr. 20, 212 alumni took part in pregame ceremonies prior to a game vs. the Yankees, exactly 100 years from Fenway's opening game, also vs. New York. On Sept. 26, the last day of the home season, the All-Fenway Team (as selected by fans via on-line vote, with input from historians and consultants) was introduced to the crowd. Mr. Red Sox, **Johnny Pesky**, who spent 61 years with the club as a SS, mgr., coach, broadcaster, special assistant and ambassador, passed away on Aug. 13 at age 93.

DESIGNATED HITTER RULE TURNS 40

2013 marks the 40th anniversary of the designated hitter rule in the American League. The 1st player to serve as a DH for the Red Sox in 1973 was Orlando Cepeda, a veteran slugger whom the Red Sox signed as a free agent the previous winter to fill that role. Cepeda primarily saw action in the National League during his career having hit over .300 9 times, drove in 100 RBI 5 times and hit over 30 homers 5 times and 30 doubles 6 times. He was the unanimous choice for NL Rookie of the Year in 1958. In 1973, Cepeda hit .289 (159-550) with 20 HR, 25 2B and 86 RBI in 142 games for Boston. He tied a major league record with 4 doubles in Kansas City on August 8 and was named the winner of the 1st Designated Hitter of the Year Award.



Orlando Cepeda

OWNERSHIP HISTORY

- 1901-02** Charles W. Somers of Ohio was one of the founders and financiers of the new American League who also owned the Cleveland team and made his fortune in the lumber and coal business.
- 1903-04** Henry J. Killilea was a Milwaukee lawyer and expert on baseball law who played an important role in the negotiations that ended the National League-American League war in early 1903.
- 1904-11** John I. Taylor was an avid sportsman and son of the owner, publisher and editor of *The Boston Globe*. He changed the team's nickname to "Red Sox" in 1907 and oversaw the land acquisition and construction of Fenway Park, which opened in 1912.
- 1912-13** James R. McAleer was a National League outfielder during the 1890s who came out of retirement to help form the new American League's St. Louis franchise in 1901 as a player-manager. In December 1911, he bought 50 percent of the Red Sox from Taylor and was named club president.
- 1914-16** Joseph J. Lannin was a Canadian-born hotel and real estate tycoon in New York and Boston. He was a zealous baseball fan with a minority share in the National League Boston Braves before he purchased McAleer's 50 percent controlling interest in the Red Sox in early 1914.
- 1917-23** Harry H. Frazee was a long-time flamboyant baseball fan who was born in Peoria, IL and became successful in real estate management, stock brokerage and as a Broadway theatrical producer. He purchased the Red Sox in late 1916 from Lannin in a deal that included Fenway Park.
- 1923-33** J.A. Robert Quinn was a career baseball executive who was business manager of the St. Louis Browns prior to putting together a syndicate that purchased the Red Sox from Frazee on August 1, 1923. He was appointed team president and presiding owner.
- 1933** Thomas A. Yawkey was a New York entrepreneur who bought the team on February 25, 4 days after his 30th birthday, and placed the club in a Trust.
- 7/9/1976** Tom Yawkey died leaving his widow, Jean, as the primary beneficiary.
- 1978** The Yawkey Estate sold the team to a partnership including Jean R. Yawkey, Edward G. (Buddy) LeRoux, Jr. and Haywood C. Sullivan. The sale was approved by the American League on May 23.
- 1981** Jean R. Yawkey moved to Boston, established the Jean R. Yawkey Trust, and transferred team ownership interests to it. She appointed John L. Harrington as co-Trustee.
- 1987** The Jean R. Yawkey Trust bought out Edward G. (Buddy) LeRoux, Jr., giving it 2 out of 3 General Partner votes.
- 1992** Jean R. Yawkey died in February and the Jean R. Yawkey Trust continued with John Harrington as Trustee with sole authority over Red Sox matters.
- 1993** The Jean R. Yawkey Trust bought out Haywood C. Sullivan's 1 General Partnership unit, giving it all 3 General Partnership units of the Red Sox, along with the three Red Sox limited partnership units previously acquired (53.49 %).
- 2002** The Jean R. Yawkey Trust sold the club to a group led by John Henry, Tom Werner and Larry Lucchino on December 20, 2001. The sale was approved by Major League Baseball on January 16 and closed on February 27.

MANAGERIAL HISTORY

	*G	W	L	T	PCT.	YEARS
Baker, Del	7	2	5		.286	1960
Barrow, Ed	418	213	203	2	.512	1918-20
Barry, Jack	157	90	62	5	.592	1917
Boudreau, Lou	463	229	232	2	.497	1952-54
Carrigan, Bill	1003	489	500	14	.494	1913 -16; '27-29
Chance, Frank	154	61	91	2	.401	1923
Collins, Jimmy	842	455	376	11	.548	1901-06
Collins, J. "Shano"	208	73	134	1	.353	1931-32
Cronin, Joe	2007	1071	916	20	.539	1935-47
Donovan, Patsy	311	159	147	5	.520	1910-11
Duffy, Hugh	308	136	172		.442	1921-22
Fohl, Lee	463	160	299	3	.349	1924-26
Francona, Terry	1296	744	552		.574	2004-11
Harris, Bucky	153	76	76	1	.500	1934
Herman, Billy	310	128	182		.413	1964-66
Higgins, Mike	1119	560	556	3	.502	1955-59; '60-62
Hobson, Butch	439	207	232		.472	1992-94
Houk, Ralph	594	312	282		.525	1981-84
Huff, George	8	2	6		.250	1907
Johnson, Darrell	408	220	188		.539	1974-76
Jurges, Billy	122	59	63		.484	1959-60
Kasko, Eddie	640	345	295		.539	1970-73
Kennedy, Kevin	306	171	135		.559	1995-96
Kerrigan, Joe	43	17	26		.395	2001
Lake, Fred	192	110	80	2	.579	1908-09
Little, Grady	324	188	136		.580	2002-03
McCarthy, Joe	369	223	145	1	.606	1948-50
McGuire, Deacon	227	98	123	6	.443	1907-08
McManus, Marty	248	95	153		.383	1932-33
McNamara, John	571	297	273	1	.521	1985-88
Morgan, Joe	563	301	262		.535	1988-91
O'Neill, Steve	249	150	99		.602	1950-51
Pesky, Johnny	326	147	179		.451	1963-64; '80
Popowski, Eddie	10	6	4		.600	1969, '73
Runnels, Pete	16	8	8		.500	1966
Stahl, C. "Chick"	40	14	26		.350	1906
Stahl, Jake	235	144	88	3	.621	1912-13
Unglaub, Bob	29	9	20		.310	1907
Valentine, Bobby	162	69	93		.426	2012
Wagner, C. "Heinie"	154	52	102		.338	1930
Williams, Dick	477	260	217		.545	1967-69
Williams, Jimmy	766	414	352		.540	1997-01
York, Rudy	1	0	1		.000	1959
Young, Cy	6	3	3		.500	1907
Zimmer, Don	715	411	304		.575	1976-80
TOTALS	17,459	8,978	8,398	82	.517	1901-2012

NOTE: The W-L-T columns total 1 game less than the 17,459 game total reflected above as a result of a protested game and a major league ruling. On 7/28/1924 the Red Sox played a 10-inning game vs. STL, a supposed 10-5 win. St. Louis protested the game and AL President Ban Johnson ordered the game replayed on 9/13 as the 2nd game of a doubleheader. The game of 7/28 was discounted and Red Sox Manager Lee Fohl and the STL manager were credited with a no decision. The Red Sox won the replay of the protested game 13-11.

Beginning with the 1920 season, the major league rule states: "If a protested game of at least 5 innings duration was ordered replayed in its entirety, then no win or loss is credited, but both managers are credited with a no-decision game."

ALL-TIME ROSTER

1,670 players have appeared in at least 1 game for the Red Sox since the team joined the American League in 1901.
(Bold-faced = living through 2/1/2013)

A

Aardsma, David, rhp - 2008
Aase, Don, rhp - 1977
Abad, Andy, of-1b - 2003
Aceves, Alfredo, rhp - 2011-12
 Adair, Jerry, inf - 1967-68
 Adams, Bob, rhp - 1925
Adams, Terry, rhp - 2004
 Adkins, Doc, rhp - 1902
Agbayani, Benny, of - 2002
 Agganis, Harry, 1b - 1954-55
 Agnew, Sam, c - 1916-18
Aguilera, Rick, rhp - 1995
Albers, Matt, rhp - 2011-12
Alcantara, Israel, of - 2000-01
 Alexander, Dale, 1b - 1932-33
Alexander, Manny, inf - 2000
Alicea, Luis, 2b - 1995
Allenson, Gary, c - 1979-84
 Almada, Mel, of - 1933-37
Almonte, Hector, rhp - 2003
 Altrock, Nick, lhp - 1902-03
 Alvarado, Luis, inf - 1968-70
Alvarez, Abe, lhp - 2004-06
Andersen, Larry, rhp - 1990
Anderson, Brady, of - 1988
Anderson, Brian, of - 2009
 Anderson, Fred, rhp - 1909, '13
Anderson, Jimmy, lhp - 2004
Anderson, Lars, 1b - 2010-12
 Andres, Ernie, 3b - 1946
Andrew, Kim, 2b - 1975
 Andrews, Ivy, rhp - 1932-33
Andrews, Mike, 2b - 1966-70
Andrews, Shane, inf - 2002
Aparicio, Luis, ss - 1971-73
Aponte, Luis, rhp - 1980-83
 Arellanes, Frank, rhp - 1908-10
Armas, Tony, cf - 1983-86
 Armbruster, Charley, c - 1905-07
Arrojo, Rolando, rhp - 2000-02
Arroyo, Bronson, rhp - 2003-05
 Asbjornson, Asby, c - 1928-29
Ashley, Billy, lf - 1998
Aspromonte, Ken, 2b - 1957-58
Astacio, Pedro, rhp - 2004
Atchison, Scott, rhp - 2010-12
 Atkins, Jim, rhp - 1950, '52
 Auker, Elden, rhp - 1939
 Aulds, Doyle, c - 1947
Avery, Steve, lhp - 1997-98
 Avila, Bobby, 2b - 1959
Aviles, Ramon, inf - 1977
Aviles, Mike, inf - 2011-12
Azcue, Joe, c - 1969

B

Bader, Loren, rhp - 1917-18
Baerga, Carlos, 2b-3b - 2002
 Bagby, Jr., Jim, rhp - 1938-40, '46
Bailey, Andrew, rhp - 2012
Bailey, Bob, inf-of - 1977-78
Bailey, Cory, rhp - 1993-94
 Bailey, Gene, of - 1920
Bailey, Jeff, 1b-of - 2008-09
 Baker, Al, rhp - 1938
 Baker, Floyd, inf - 1953-54

Baker, Jack, 1b - 1976-77
 Baker, Tracy, 1b - 1911
Baldelli, Rocco, of - 2009
 Ball, Neal, inf - 1912-13
Bankhead, Scott, rhp - 1993-94
Banks, Willie, rhp - 2001-02
 Barbare, Walter, 3b - 1918
 Barberich, Frank, rhp - 1910
Bard, Daniel, rhp - 2009-12
Bard, Josh, c - 2006
Bark, Brian, lhp - 1995
Barkley, Brian, lhp - 1998
 Barna, Babe, of - 1943
Barr, Steve, lhp - 1974-75
 Barrett, Bill, of - 1929-30
 Barrett, Bob, 3b - 1929
 Barrett, Frank, rhp - 1944-45
 Barrett, Jimmy, lf - 1907-08
Barrett, Marty, 2b - 1982-90
Barrett, Tommy, 2b - 1992
 Barry, Ed, lhp - 1905-07
 Barry, Jack, ss-2b - 1915-17, '19
Bates, Aaron, inf - 2009
Batts, Matt, c - 1947-51
Baumann, Frank, lhp - 1955-59
Bay, Jason, lf - 2008-09
Baylor, Don, dh-of - 1986-87
 Bayne, Bill, lhp - 1929-30
Beato Pedro, rhp - 2012
 Beck, Rod, rhp - 1999-01
Beckett, Josh, rhp - 2006-12
Bedard, Erik, lhp - 2011
 Bedient, Hugh, rhp - 1912-14
Belinda, Stan, rhp - 1995-96
Bell, Gary, rhp - 1967-68
Bell, Juan, 3b - 1995
Bellhorn, Mark, 2b - 2004-05
Beltre, Adrian, 3b - 2010
Beltre, Esteban, inf - 1996
Beniquez, Juan, ss-lf - 1971-72, '74-75
Benjamin, Mike, inf - 1997-98
 Bennett, Dennis, lhp - 1965-67
 Bennett, Frank, rhp - 1927-28
 Benton, Al, rhp - 1952
Benzinger, Todd, of-1b - 1987-88
 Berberet, Lou, c - 1958
 Berg, Moe, c - 1935-39
 Berger, Boze, inf - 1939
 Berry, Charley, c - 1928-32
Berry, Sean, 3b - 2000
Berryhill, Damon, c - 1994
 Bevan, Hal, 3b - 1952
 Beville, Ben, rhp - 1901
Bichette, Dante, dh-of - 2000-01
 Bigelow, Elliott, of - 1929
Billingham, Jack, rhp - 1980
Bird, Doug, rhp - 1983
 Biscoff, John, c - 1925-26
 Bishop, Max, inf - 1934-35
 Black, Dave, lhp - 1923
Blackwell, Tim, c - 1974-75
 Blethen, Clarence, rhp - 1923
Blosser, Greg, of - 1993-94
 Bluhm, Red, ph - 1918
Boddicker, Mike, rhp - 1988-90
 Boerner, Larry, rhp - 1932
Boggs, Wade, 3b - 1982-92

Bolin, Bob, rhp - 1970-73
 Bolling, Milt, inf - 1952-57
Bolton, Tom, lhp - 1987-92
Bonser, Boof, rhp - 2010
 Boone, Ike, rf - 1923-25
 Boone, Ray, 1b - 1960
Borland, Toby, rhp - 1997
Borland, Tom, lhp - 1960-61
 Boudreau, Lou, ss - 1951-52
Bowden, Michael, rhp - 2008-12
Bowen, Sam, of - 1977-78, '80
 Bowers, Stew, rhp - 1935-37
 Bowman, Joe, rhp - 1944-45
Bowsfield, Ted, lhp - 1958-60
Boyd, Dennis, rhp - 1982-89
Bradford, Chad, rhp - 2005
 Bradley, Herb, rhp - 1927-29
 Bradley, Hugh, 1b - 1910-12
 Brady, Cliff, 2b - 1920
 Brady, King, rhp - 1908
Bragg, Darren, of - 1996-98
Brandenburg, Mark, rhp - 1996-97
Brandon, Darrell, rhp - 1966-68
 Bratchi, Fred, of - 1926-27
Breslow, Craig, lhp - 2006, '12
Bressoud, Ed, ss - 1962-65
 Brett, Ken, lhp - 1967, 1969-71
Brewer, Tom, rhp - 1954-61
 Brickner, Ralph, rhp - 1952
 Brillheart, Jim, lhp - 1931
Brodowski, Dick, rhp - 1952, '55
Brogna, Rico, 1b - 2000
Brohamer, Jack, inf - 1978-80
Brown, Adrian, of - 2003
Brown, Dusty, c - 2009-10
Brown, Hal, rhp - 1953-55
Brown, Jamie, rhp - 2004
Brown, Kevin, c - 2002
 Brown, Lloyd, lhp - 1933
 Brown, Mace, rhp - 1942-43, '46
Brown, Mike, rhp - 1982-86
Brumley, Mike, inf - 1991-92
Brunansky, Tom, rf - 1990-92, '94
 Bucher, Jim, inf - 1944-45
Buchholz, Clay, rhp - 2007-12
Buckner, Bill, 1b - 1984-87, '90
 Buddin, Don, ss - 1956, '58-61
Buford, Damon, of - 1998-99
Bullinger, Kirk, rhp - 1999
 Burchell, Fred, lhp - 1907-09
Burda, Bob, 1b - 1972
Burgmeier, Tom, lhp - 1978-82
 Burkett, Jesse, lhp - 1905
Burkett, John, rhp - 2002-03
Burkhart, Morgan, dh-1b - 2000-01
Burks, Ellis, cf - 1987-92, '04
Burleson, Rick, ss - 1974-80
 Burns, George, 1b - 1922-23
Burns, Mike, rhp - 2006
Burton, Jim, lhp - 1975, '77
 Busby, Jim, of - 1959-60
 Bush, Joe, rhp - 1918-21
 Bushelman, Jack, rhp - 1911-12
 Bushey, Frank, rhp - 1927, '30
 Butland, Bill, rhp - 1940, '42, '46-47
 Byerly, Bud, rhp - 1958
Byrd, Jim, inf - 1993

Byrd, Marlon, of - 2012
Byrd, Paul, rhp - 2008-09

C
Cabrera, Fernando, rhp - 2009-10
Cabrera, Orlando, ss - 2004
 Cady, Hick, c - 1912-17
 Calderon, Ivan, of - 1993
 Caldwell, Earl, rhp - 1948
 Caldwell, Ray, rhp - 1919
 Camilli, Dolf, 1b - 1945
Cameron, Mike, of - 2010-11
Campbell, Bill, rhp - 1977-81
 Campbell, Paul, 1b - 1941-42, '46
Canseco, Jose, dh-of - 1995-96
Carbo, Bernie, of - 1974-78
 Carey, Tom, inf - 1939-42, '46
 Carlisle, Walter, of - 1908
 Carlstrom, Swede, ss - 1911
 Carlyle, Cleo, of - 1927
 Carlyle, Roy, of - 1925-26
Carpenter, Chris, rhp - 2012
Carrasco, Hector, rhp - 2000
 Carrigan, Bill, c - 1906, '08-16
 Carroll, Ed, rhp - 1929
Carter, Chris, of - 2008-09
Casale, Jerry, rhp - 1958-60
 Cascarella, Joe, rhp - 1935-36
Casey, Sean, 1b-dh - 2008
Cash, Kevin, c - 2007-10
Cassidy, Scott, rhp - 2005
Castillo, Carlos, rhp - 2001
Castillo, Frank, rhp - 2001-02, '04
Cater, Danny, 1b-of - 1972-74
 Cecil, Rex, rhp - 1944-45
Cepeda, Orlando, dh - 1973
Cerone, Rick, c - 1988-89
 Chadbourne, Chet, inf-of - 1906-07
 Chakales, Bob, rhp - 1957
Chamberlain, Wes, rf - 1994-95
 Chaney, Esty, rhp - 1913
 Chaplin, Ed, c - 1920-22
 Chapman, Ben, of - 1937-38
Charton, Pete, rhp - 1964
 Chase, Ken, lhp - 1942-43
 Chech, Charley, rhp - 1909
Checo, Robinson, rhp - 1997-98
Chen, Bruce, lhp - 2003
 Chesbro, Jack, rhp - 1909
Chittum, Nels, rhp - 1959-60
Cho, Jin Ho, rhp - 1998-99
Christopher, Joe, of - 1966
 Christopher, Lloyd, of - 1945
 Cicero, Joe, of - 1929-30
 Cicotte, Ed, rhp - 1908-12
Ciriaco, Pedro, inf - 2012
Cisco, Galen, rhp - 1961-62, '67
 Cissell, Bill, 2b - 1934
 Clark, Danny, 3b - 1924
Clark, Jack, 1b-dh - 1991-92
 Clark, Otey, rhp - 1945
Clark, Phil, of - 1996
Clark, Tony, 1b - 2002
Clayton, Royce, inf - 2007
Clear, Mark, rhp - 1981-85
Clemens, Roger, rhp - 1984-96
Clement, Matt, rhp - 2005-06
 Clemons, Lance, lhp - 1974
Cleveland, Reggie, rhp - 1974-78
Clevenger, Tex, rhp - 1954
 Clinton, Lu, rf - 1960-64
 Clowers, Bill, lhp - 1926
 Cochran, George, 3b - 1918

Coello, Robert, rhp - 2010
 Coffey, Jack, 3b - 1918
Cole, Jr., Alex, of - 1996
Coleman, Dave, of - 1977
Coleman, Michael, of - 1997, '99
Collier, Lou, inf-of - 2003
 Collins, Jimmy, 3b - 1901-07
 Collins, Ray, lhp - 1909-15
 Collins, Rip, rhp - 1922
 Collins, Shano, of - 1921-25
Colon, Bartolo, rhp - 2008
 Combs, Merrill, 3b - 1947, 1949-50
 Comstock, Ralph, rhp - 1915
Cone, David, rhp - 2001
 Congalton, Bunk, rf - 1907
Conigliaro, Billy, of - 1969-71
 Conigliaro, Tony, rf - 1964-67, '69-70, '75
Conley, Gene, rhp - 1961-63
 Connolly, Bud, inf - 1925
 Connolly, Sr., Ed, c - 1929-32
 Connolly, Jr., Ed, lhp - 1964
 Connolly, Joe, of - 1924
 Conroy, Bill, c - 1942-44
 Consolo, Billy, inf - 1953-59
Cook, Aaron, rhp - 2012
 Cooke, Dusty, of - 1933-36
 Cooney, Jimmy, 2b - 1917
Cooper, Cecil, 1b - 1971-76
 Cooper, Guy, rhp - 1914-15
Cooper, Scott, 3b - 1990-94
Cora, Alex, inf - 2005-08
Cordero, Wilfredo, of - 1996-97
Corey, Bryan, rhp - 2006-08
Cormier, Rheel, lhp - 1995, '99-00
Correll, Vic, c - 1972
Corsi, Jim, rhp - 1997-99
Coughtry, Marlan, 2b - 1960
 Coumbe, Fritz, lhp - 1914
Cox, Ted, dh - 1977
 Cramer, Doc, of - 1936-40
 Cravath, Gavvy, of - 1908
Crawford, Carl, lf - 2011-12
Crawford, Paxton, rhp - 2000-01
Crawford, Steve, rhp - 1980-82, '84-87
 Creedon, Pat, 2b - 1931
 Cremins, Bob, lhp - 1927
Crespo, Cesar, inf-of - 2004
 Criger, Lou, c - 1901-08
Crisp, Coco, cf - 2006-08
 Cronin, Joe, ss - 1935-45
Crouch, Zach, lhp - 1988
Croushore, Rick, rhp - 2000
Cruz, Jr., Jose, of - 2005
 Culberson, Leon, of - 1943-47
Culp, Ray, rhp - 1968-73
Cummings, Midre, of - 1998, '00
 Cuppy, Nig, rhp - 1901
Curry, Steve, rhp - 1988
Curtis, John, lhp - 1970-73
 Cuyler, Milt, of - 1996

D
 Dahlgren, Babe, 1b - 1935-36
Daley, Pete, c - 1955-59
 Dallessandro, Dom, of - 1937
Damon, Johnny, cf - 2002-05
 Danzig, Babe, 1b - 1909
Darwin, Bobby, rhp - 1976-77
Darwin, Danny, rhp - 1991-94
Daubach, Brian, 1b-dh - 1999-02, '04
 Daughters, Bob, pr - 1937
Dawson, Andre, of-dh - 1993-94
Deal, Cot, rhp - 1947-48

Deer, Rob, rf - 1993
 Deinger, Pep, lhp - 1902
De Jesus, Ivan, inf - 2012
Delcarmen, Manny, rhp - 2005-10
Delgado, Alex, inf - 1996
Delock, Ike, rhp - 1952-53, '55-63
Demeter, Don, of - 1966-67
Denman, Brian, rhp - 1982
 Dente, Sam, 3b - 1947
 Derrick, Mike, of - 1970
 Desautels, Gene, c - 1937-40
 Deutsch, Mel, rhp - 1946
 Devine, Mickey, c - 1920
 Deviney, Hal, rhp - 1920
 De Vorner, Al, c - 1923
 Diaz, Bo, c - 1977
Diaz, Juan, 1b-dh - 2002
 Dickey, George, c - 1935-36
 Dickman, Emerson, rhp - 1936, '38-41
Didier, Bob, c - 1974
Dillard, Steve, inf - 1975-77
 DiMaggio, Dom, cf - 1940-42, '46-53
DiNardo, Lenny, lhp - 2004-06
 DiPietro, Bob, of - 1951
 Dobens, Ray, lhp - 1929
 Dobson, Joe, rhp - 1941-43, '46-50, '54
 Dodge, Sam, rhp - 1921-22
Dodson, Pat, 1b - 1986-88
Doerr, Bobby, 2b - 1937-44, '46-51
Doherty, John, rhp - 1996
Dominique, Andy, c - 2004
 Donahue, John, of - 1923
 Donahue, Pat, c - 1908-10
Donnelly, Brendan, rhp - 2007
Donnels, Chris, inf - 1995
 Donohue, Pete, rhp - 1932
Dopson, John, rhp - 1989-93
 Doran, Tom, c - 1904-06
 Dorish, Harry, rhp - 1947-49, '56
Dorsey, Jim, rhp - 1984-85
Doubront, Felix, lhp - 2010-12
 Dougherty, Patsy, lf - 1902-04
 Dowd, Tommy, lf - 1901
 Doyle, Danny, c - 1943
Doyle, Denny, 2b - 1975-77
Drago, Dick, rhp - 1974-75, '78-80
 Dreisewerd, Clem, lhp - 1944-46
Drew, J.D., rf - 2007-11
 Dropp, Walt, 1b - 1949-52
 Dubuc, Jean, rhp - 1918
Duffy, Frank, inf - 1978-79
 Dugan, Joe, 3b - 1922
Duliba, Bob, rhp - 1965
 Dumont, George, rhp - 1919
 Durham, Ed, rhp - 1929-32
 Durst, Cedric, of - 1930
Dwyer, Jim, of - 1979-80

E
 Earley, Arnold, lhp - 1960-65
Easler, Mike, dh-1b - 1984-85
Eckersley, Dennis, rhp - 1978-84, '98
 Eggert, Elmer, 2b - 1927
 Ehmke, Howard, rhp - 1923-26
 Eibel, Hack, lhp - 1920
Ellsbury, Jacoby, of - 2007-12
Ellsworth, Dick, lhp - 1968-69
Ellsworth, Steve, lhp - 1988
Embree, Alan, lhp - 2002-05
 Engle, Clyde, inf-of - 1910-14
Erdos, Todd, rhp - 2001

Esasky, Nick, 1b - 1989
Eshelman, Vaughn, lhp - 1995-97
 Evans, Al, c - 1951
 Evans, Bill, rhp - 1951
Evans, Dwight, rf - 1972-90
Everett, Carl, cf - 2000-01
 Evers, Hoot, of - 1952-54
 Ezzell, Homer, inf - 1924-25

F

Fanzone, Carmen, 3b - 1970
Farr, Steve, rhp - 1994
 Farrell, Doc, 2b - 1935
 Farrell, Duke, c - 1903-05
Fassero, Jeff, lhp - 2000
 Ferguson, Alex, rhp - 1922-25
 Ferrell, Rick, c - 1933-37
 Ferrell, Wes, rhp - 1934-37
 Ferris, Hobe, 2b - 1901-07
Ferriss, Dave, rhp - 1945-50
 Fewster, Chick, inf - 1922-23
Finch, Joel, rhp - 1979
 Fine, Tom, rhp - 1947
 Finney, Lou, 1b-of - 1939-42, '44-45
Finnvold, Gar, rhp - 1994
Fiore, Mike, 1b - 1970-71
Fischer, Hank, rhp - 1966-67
Fisk, Carlton, c - 1969, '71-80
 Fitzgerald, Howie, of - 1926
 Flagstead, Ira, of - 1923-29
Flaherty, John, c - 1992-93
 Flair, Al, 1b - 1941
 Fleming, Bill, rhp - 1940-41
Fletcher, Scott, 2b - 1993-94
Florie, Bryce, rhp - 1999-01
 Flowers, Ben, rhp - 1951, 1953
Floyd, Cliff, of - 2002
Fonville, Chad, inf - 1999
 Foreman, Frank, rhp - 1901
 Foreman, Happy, lhp - 1926
 Fornieles, Mike, rhp - 1957-63
 Fortune, Gary, rhp - 1920
Fossas, Tony, lhp - 1991-94
Fossum, Casey, lhp - 2001-03
 Foster, Eddie, 3b - 1920-22
 Foster, Rube, rhp - 1913-17
 Fothergill, Bob, of - 1933
Foulke, Keith, rhp - 2004-06
 Fowler, Boob, inf - 1926
Fox, Chad, rhp - 2003
Fox, Matt, rhp - 2010
 Fox, Pete, of - 1941-45
 Foxx, Jimmie, rhp - 1924-42
 Foy, Joe, 3b - 1966-68
 Francis, Ray, lhp - 1925
 Freeman, Buck, 1b-rf - 1901-07
 Freeman, Hersh, rhp - 1952-53, '55
 Freeman, John, of - 1927
 French, Charley, inf - 1909-10
 Friberg, Barney, rhp - 1933
 Friend, Owen, ss - 1955
Frohwirth, Todd, rhp - 1994
Frye, Jeff, 2b - 1996-97, '99-00
 Fuhr, Oscar, lhp - 1924-25
 Fuller, Frank, 2b - 1923
 Fullerton, Curt, rhp - 1921-25, '33

G

Gabbard, Kason, lhp - 2006-07
Gaetti, Gary, 3b - 2000
 Gaffke, Fabian, of - 1936-39
Gagliano, Phil, inf - 1971-72
Gagne, Eric, rhp - 2007

Gainer, Del, inf-of - 1914-17, '19
Gale, Rich, rhp - 1984
 Galehouse, Denny, rhp - 1939-40, '47-49
Gallagher, Bob, of - 1972
 Gallagher, Ed, lhp - 1932
 Galvin, Jim, ph - 1930
 Garbark, Bob, c - 1945
Garces, Rich, rhp - 1996-02
Garcia, Nomar, ss - 1996-04
Gardner, Mike, rhp - 1991-92
Gardner, Billy, inf - 1962-63
 Gardner, Larry, 3b - 1908-17
Gardner, Wes, rhp - 1986-90
Garman, Mike, rhp - 1969, '71-73
 Garrison, Cliff, rhp - 1928
 Garrison, Ford, of - 1943-44
 Gaston, Alex, c - 1926, 1929
 Gaston, Milt, rhp - 1929-31
Gathright, Joey, of - 2009, '11
Gedman, Rich, c - 1980-90
 Geiger, Gary, of - 1959-65
 Gelbert, Charley, rhp - 1940
 Gerber, Wally, inf - 1928-29
Germano, Justin, rhp - 2012
Gernert, Dick, 1b - 1952-59
 Gessler, Doc, rf - 1908-09
 Geygan, Chappie, inf - 1924-26
Giambi, Jeremy, of-dh - 2003
 Giannini, Joe, ss - 1911
 Gibson, Norwood, rhp - 1903-06
 Gibson, Russ, c - 1967-69
 Gilbert, Andy, of - 1942, '46
Gile, Don, c - 1959-62
 Gilhooley, Frank, of - 1919
Gilkey, Bernard, lf - 2000
 Gillespie, Bob, rhp - 1950
 Gillis, Grant, 2b - 1929
 Ginsberg, Joe, c - 1961
 Glaze, Ralph, rhp - 1906-08
 Gleason, Harry, inf - 1901-03
 Glenn, Joe, c - 1940
 Godwin, John, inf-of - 1905-06
Goggins, Chuck, 2b - 1974
Gomes, Wayne, rhp - 2002
Gomez, Mauro, 1b - 2012
 Gonzales, Eusebio, ss - 1918
 Gonzales, Joe, rhp - 1937
Gonzalez, Adrian, 1b - 2011-12
Gonzalez, Alex, ss - 2006, '09
Gonzalez, Enrique, rhp - 2009
 Gonzalez, Geremi, rhp - 2005
 Gooch, Johnny, c - 1933
 Goodman, Billy, inf - 1947-57
Gordon, Tom, rhp - 1996-99
Gosger, Jim, of - 1963, 1965-66
Graffano, Tony, inf - 2005
 Graham, Charley, c - 1906
Graham, Lee, of - 1983
 Graham, Skinny, of - 1934-35
Gray, Dave, rhp - 1964
Gray, Jeff, rhp - 1990-91
Grebeck, Craig, ss - 2001
Green, Lenny, of - 1965-66
Green, Nick, inf - 2009
Green, Pumpsie, inf - 1959-62
Greenwell, Mike, lf - 1985-96
 Gregg, Vean, lhp - 1914-16
Griffin, Doug, 2b - 1971-77
 Griffin, Marty, rhp - 1928
Grilli, Guido, lhp - 1966
 Grimes, Ray, 1b - 1920
 Grimshaw, Moose, 1b - 1905-07
 Grissom, Marv, rhp - 1953

Gross, Kip, rhp - 1999
 Gross, Turkey, ss - 1925
 Grove, Lefty, lhp - 1934-41
Grundt, Ken, lhp - 1996-97
Gubanich, Creighton, c - 1999
 Guerra, Mike, c - 1951
Guerrero, Mario, ss - 1973-74
Guindon, Bob, 1b - 1964
 Gumpert, Randy, rhp - 1952
Gunderson, Eric, lhp - 1995-96
 Gunning, Hy, 1b - 1911
Guthrie, Mark, lhp - 1999
Gutierrez, Jackie, ss - 1983-85
Gutierrez, Ricky, inf - 2004
 Gutteridge, Don, inf - 1946-47

H

Hageman, Casey, rhp - 1911-12
Halama, John, lhp - 2005
 Hale, Odell, 3b - 1941
 Haley, Ray, c - 1915-16
Hall, Bill, inf-of - 2010
 Hall, Charley, rhp - 1909-13
Hammond, Chris, lhp - 1997
Hancock, Garry, of - 1978, '80-82
 Hancock, Josh, rhp - 2002
Haney, Chris, lhp - 2002
 Haney, Fred, 3b - 1926-27
Hansack, Devern, rhp - 2006-08
Hansen, Craig, rhp - 2005-06, '08
Hanson, Erik, rhp - 1995
Hardy, Carroll, of - 1960-62
Harikkala, Tim, rhp - 1999
 Harper, Harry, lhp - 1920
Harper, Tommy, of - 1972-74
Harrell, Billy, inf - 1961
Harrelson, Ken, 1b-rf - 1967-69
 Harris, Bill, rhp - 1938
Harris, Greg, rhp - 1989-94
 Harris, Joe, rhp - 1905-07
 Harris, Joe, of-1b - 1922-25
 Harris, Mickey, lhp - 1940-41, '46-49
Harris, Reggie, rhp - 1996
Harris, Willie, inf-of - 2006
 Harriss, Slim, rhp - 1926-28
Harshman, Jack, lhp - 1959
Hartenstein, Chuck, rhp - 1970
 Hartley, Grover, c - 1927
Hartley, Mike, rhp - 1995
 Hartman, Charley, lhp - 1908
Harville, Chad, rhp - 2005
Haselman, Bill, c - 1995-97, '03
 Hash, Herb, rhp - 1940-41
Hassler, Andy, lhp - 1978-79
Hatcher, Billy, of - 1992-94
 Hatfield, Fred, 3b - 1950-52
Hatteberg, Scott, c - 1995-01
Hatton, Grady, 3b - 1954-56
 Hausmann, Clem, rhp - 1944-45
 Hayden, John, rf - 1906
 Hayes, Frankie, c - 1947
 Hearne, Ed, ss - 1910
Heep, Danny, of - 1989-90
Heffner, Bob, rhp - 1963-65
 Hefflin, Randy, rhp - 1945-46
 Heilmach, Fred, lhp - 1926
Heise, Bob, inf - 1975-76
Helms, Tommy, inf - 1977
 Hemphill, Charley, rf - 1901
Henderson, Dave, of - 1986-87
Henderson, Rickey, of - 2002
 Hendryx, Tim, of - 1920-21
 Henriksen, Olaf, of - 1911-17

Henry, Bill, lhp - 1952-55
Henry, Butch, lhp - 1997-98
 Henry, Jim, rhp - 1936-37
Hermanson, Dustin, rhp - 2002
Hermida, Jeremy, of - 2010
 Hernandez, Ramon, lhp - 1977
 Herrera, Mike, inf - 1925-26
 Herrin, Tom, rhp - 1954
Hesketh, Joe, lhp - 1990-94
Hetzl, Eric, rhp - 1989-90
 Heving, Joe, rhp - 1938-40
 Heving, Johnnie, c - 1924-25, '28-30
 Hickman, Piano Legs, rhp - 1902
 Higgins, Mike, 3b - 1937-38, '46
Hill, Rich, lhp - 2010-12
Hillenbrand, Shea, 3b - 2001-03
 Hiller, Hob, inf - 1920-21
Hillman, Dave, rhp - 1960-61
 Hinkle, Gordie, c - 1934
Hinrichs, Paul, rhp - 1951
Hinske, Eric, of-1b - 2006-07
 Hinson, Paul, ph - 1928
Hisner, Harley, rhp - 1951
 Hitchcock, Billy, inf - 1948-49
 Hoblitzell, Dick, 1b - 1914-18
Hobson, Butch, 3b - 1975-80
 Hockette, George, lhp - 1934-35
 Hodapp, Johnny, 2b - 1933
 Hodellein, Mel, inf - 1951
 Hoeft, Billy, lhp - 1959
 Hoey, John, lf - 1906-08
Hoffman, Glenn, ss-3b - 1980-87
 Hofmann, Fred, c - 1927-28
 Holcombe, Ken, rhp - 1953
Hollins, Dave, inf - 1995
 Holm, Billy, c - 1945
Holtz, Mike, lhp - 2006
 Hooper, Harry, rf - 1909-20
Horn, Sam, dh-1b - 1987-89
Horton, Tony, 1b - 1964-67
Hosey, Dwayne, of - 1995-96
Hottovy, Tommy, lhp - 2011
House, Tom, lhp - 1976-77
Housie, Wayne, of - 1991
 Howard, Elston, c - 1967-68
Howard, Chris, lhp - 1994
 Howard, Paul, of - 1909
 Howe, Les, rhp - 1923-24
Howry, Bob, rhp - 2002-03
Hoy, Peter, rhp - 1992
 Hoyt, Waite, rhp - 1919-20
Huckaby, Ken, c - 2006
Hudson, Joe, rhp - 1995-97
 Hudson, Sid, rhp - 1952-54
 Hughes, Ed, rhp - 1905-06
 Hughes, Long Tom, rhp - 1902-03
Hughes, Terry, 3b - 1974
 Hughson, Tex, rhp - 1941-44, '46-49
 Humphrey, Bill, rhp - 1938
 Hunt, Ben, lhp - 1910
Hunter, Buddy, inf - 1971, '73, '75
 Hunter, Herb, of - 1920
 Hurd, Tom, rhp - 1954-56
Hurst, Bruce, lhp - 1980-88
Huskey, Butch, of-inf - 1999
 Hustung, Bert, rhp - 1902
Hyzdu, Adam, of - 2004-05

I
Iglesias, Jose, ss - 2011-12
Irvine, Daryl, rhp - 1990-92

J
 Jablonowski, Pete, rhp - 1932
 (later known as Pete Appleton)
Jackson, Conor, of - 2011
Jackson, Damian, inf-of - 2003
 Jackson, Ron H., 1b - 1960
 Jacobson, Baby Doll, of - 1926-27
 Jacobson, Beany, lhp - 1907
 Jamerson, Charley, lhp - 1924
 James, Bill, rhp - 1919
James, Chris, of - 1995
 Janvrin, Hal, inf - 1911, 1913-17
Jarvis, Kevin, rhp - 2006
Jarvis, Ray, rhp - 1969-70
Jefferson, Reggie, dh-1b - 1995-99
Jenkins, Ferguson, 3b - 1976-77
 Jenkins, Tom, of - 1925-26
Jenks, Bobby, rhp - 2011
 Jensen, Jackie, rf - 1954-59, 1961
Jensen, Marcus, c - 2001
Johns, Keith, 2b - 1998
 Johnson, A. Rankin, rhp - 1914
 Johnson, Bob, lf - 1944-45
 Johnson, Deron, dh-1b - 1974-76
 Johnson, Earl, lhp - 1940-41, '46-50
 Johnson, Hank, rhp - 1933-35
Johnson, Jason, rhp - 2006
Johnson, John Henry, lhp - 1983-84
 Johnson, Roy, lf-rf - 1932-35
 Johnson, Vic, lhp - 1944-45
Johnston, Joel, rhp - 1995
 Jolley, Smead, lf - 1932-33
Jones, Bobby M, lhp - 2004
 Jones, Charley, of - 1901
Jones, Dalton, inf - 1964-69
Jones, Hunter, lhp - 2009
 Jones, Jake, 1b - 1947-48
Jones, Rick, lhp - 1976
 Jones, Sad Sam, rhp - 1916-21
Jones, Todd, rhp - 2003
 Joost, Eddie, inf - 1955
 Josephson, Duane, c - 1971-72
 Judd, Oscar, lhp - 1941-45
 Judge, Joe, 1b - 1933-34
Jurak, Ed, inf - 1982-85

K
Kalish, Ryan, of - 2010, '12
 Kallio, Rudy, rhp - 1925
Kapler, Gabe, of - 2003-06
 Karger, Ed, lhp - 1909-11
 Karl, Andy, rhp - 1943
 Karow, Marty, inf - 1927
 Karr, Benn, rhp - 1920-22
Kasko, Eddie, ss - 1966
 Kell, George, 3b - 1952-54
 Kellett, Al, rhp - 1924
 Kellett, Red, inf - 1934
 Kellum, Win, lhp - 1901
 Kelly, Ed, rhp - 1914
 Keltner, Ken, 3b - 1950
Kemmerer, Russ, rhp - 1954-55, '57
Kendall, Fred, c - 1978
 Kennedy, Bill, lhp - 1953
Kennedy, John, inf - 1970-74
Keough, Marty, of - 1956-60
Kiecker, Dana, rhp - 1990-91
 Kiefer, Joe, rhp - 1925-26
Kieltz, Bobby, of - 2007
 Kiely, Leo, lhp - 1951, '54-56, '58-59
 Killilay, Jack, rhp - 1911
Kim, Byung-Hyun, rhp - 2003-04
Kim, Sun-Woo, rhp - 2001-02

Kinder, Ellis, rhp - 1948-55
 Kinney, Walt, lhp - 1918
Kison, Bruce, rhp - 1985
 Klaus, Billy, ss-3b - 1955-58
 Kleinow, Red, c - 1910-11
 Kline, Bob, rhp - 1930-33
 Kline, Ron, rhp - 1969
 Klinger, Bob, rhp - 1946-47
Knacker, Brent, rhp - 1996
 Knight, John, 3b - 1907
Kolstad, Hal, rhp - 1962-63
 Koonce, Cal, rhp - 1970-71
Kosco, Andy, of - 1972
Kotchman, Casey, inf - 2009
Kotsay, Mark, of-1b - 2008-09
Kottaras, George, c - 2008-09
 Kramer, Jack, rhp - 1948-49
Krausse, Lew, rhp - 1972
Kreuger, Rick, lhp - 1975-77
 Kroh, Rubie, lhp - 1906-07
 Kroner, John, inf - 1935-36
 Krug, Marty, inf - 1912
Kutcher, Randy, of - 1988-90

L
 LaChance, Candy, 1b - 1902-05
Lackey, John, rhp - 2010-11
Lacy, Kerry, rhp - 1996-97
 LaForest, Ty, 3b - 1945
LaFrancois, Roger, c - 1982
Lahoud, Joe, of - 1968-71
 Lake, Eddie, rhp - 1943-45
 Lamabe, Jack, rhp - 1963-65
 Lamar, Bill, lhp - 1919
Lamp, Dennis, rhp - 1988-91
Lancellotti, Rick, 1b - 1990
Landis, Bill, lhp - 1967-69
Landis, Jim, of - 1967
 Langford, Sam, of - 1926
Lansford, Carney, 3b - 1981-82
Lansing, Mike, inf - 2000-01
 LaPorte, Frank, inf-of - 1908
LaRoche, Adam, 1b - 2009
LaRose, John, lhp - 1978
 Lary, Lyn, ss - 1934
Lavarney, Ryan, c - 2011-12
 Lazor, Johnny, of - 1943-46
Lee, Bill, lhp - 1969-78
 Lee, Dud, ss - 1924-26
Lee, Sang-Hoon, lhp - 2000
 LeFebvre, Lefty, lhp - 1938-39
 Legett, Lou, c - 1933-35
 Leheny, Regis, lhp - 1932
 Lehner, Paul, of - 1952
 Leibold, Nemo, of - 1921-23
Leister, John, rhp - 1987, '90
Lemke, Mark, 2b - 1998
Lenhardt, Don, of - 1952, '54
 Leonard, H. Dutch, lhp - 1913-18
Lepcio, Ted, inf - 1952-59
 Lerchen, Dutch, ss - 1910
 LeRoy, Louis, rhp - 1910
Leskanic, Curtis, rhp - 2004
Lester, Jon, lhp - 2006-12
Lewis, Darren, of - 1998-01
 Lewis, Duffy, lf - 1910-17
 Lewis, John, 2b - 1911
 Lewis, Ted, rhp - 1901
Leyritz, Jim, c - 1998
Lickert, John, c - 1981
Lillibridge, Brent, inf-of - 2012
Lilliquist, Derek, lhp - 1995
Lin, Che-Hsuan, of - 2012

Lipon, Johnny, ss - 1952-53
 Lisenbee, Hod, rhp - 1929-32
 Littlefield, Dick, lhp - 1950
 Litton, Greg, inf - 1994
Lock, Don, of - 1969
Lockwood, Skip, rhp - 1980
 Loepp, George, of - 1928
Lofton, James, inf - 2001
Lollar, Tim, lhp - 1985-86
Lomasney, Steve, c - 1999
Lonborg, Jim, rhp - 1965-71
 Lonergan, Walt, inf - 1911
Loney, James, 1b - 2012
Looney, Brian, lhp - 1995
Lopez, Felipe, inf - 2010
Lopez, Javier, lhp - 2006-09
Lopez, Javy, c - 2006
 Lord, Harry, 3b - 1907-10
Loretta, Mark, 2b - 2006
Lowe, Derek, rhp - 1997-04
Lowell, Mike, 3b - 2006-10
Lowrie, Jed, inf - 2008-11
 Lucas, Johnny, of - 1931-32
 Lucey, Joe, rhp - 1925
Lucier, Lou, rhp - 1943-44
Lugo, Julio, ss - 2007-09
 Lundgren, Del, rhp - 1926-27
 Lupien, Tony, 1b - 1940, '42-43
Lyle, Sparky, lhp - 1967-71
 Lynch, Walt, c - 1922
Lynn, Fred, cf - 1974-80
Lyons, Brandon, rhp - 2003
Lyons, Steve, of-inf - 1985-86, '91-93

M

Macfarlane, Mike, c - 1995
 MacFayden, Danny, rhp - 1926-32
Machado, Alejandro, inf - 2005
Mack, Shane, of - 1997
MacLeod, Bill, lhp - 1962
MacWhorter, Keith, rhp - 1980
 Madden, Tom, c - 1909-11
Maddux, Mike, rhp - 1995-96
Magrini, Pete, rhp - 1966
Mahay, Ron, of-lhp - 1995, '97-98
Mahomes, Pat, rhp - 1996-97
 Mahoney, Chris, rhp - 1910
Mahoney, Jim, ss - 1959
Malaska, Mark, lhp - 2004
Malave, Jose, of - 1996-97
Mallett, Jerry, of - 1959
 Maloy, Paul, rhp - 1913
Malzone, Frank, 3b - 1955-65
Mantei, Matt, rhp - 2005
Mantilla, Felix, 2b - 1963-65
Manuel, Robert, rhp - 2010
Manto, Jeff, inf - 1996
 Manush, Heinie, of - 1936
Manzanillo, Josias, rhp - 1991
 Marchildon, Phil, rhp - 1950
 Marcum, Johnny, rhp - 1936-38
Marichal, Juan, rhp - 1974
 Marquardt, Ollie, 2b - 1931
 Marshall, Bill, ph - 1931
Marshall, Mike, 1b-of - 1990-91
Martin, Babe, c - 1948-49
Martinez, Anastacio, rhp - 2004
Martinez, Pedro, rhp - 1998-04
Martinez, Ramon, rhp - 1999-00
Martinez, Sandy, c - 2004
Martinez, Victor, c - 2009-10
 Marzano, John, c - 1987-92
Masterson, Justin, rhp - 2008-09

Masterson, Walt, rhp - 1949-52
Matchick, Tommy, inf - 1970
 Matthews, Bill, rhp - 1909
Matsuzaka, Daisuke, rhp - 2007-12
 Mauch, Gene, 2b - 1956-57
Maxwell, Charley, of-1b - 1950-52, '54
 Mayer, Wally, c - 1917-18
 Maynard, Chick, ss - 1922
 Mays, Carl, rhp - 1915-19
McAuliffe, Dick, inf - 1974-75
 McBride, Tom, of - 1943-47
 McCabe, Dick, rhp - 1918
McCall, Windy, lhp - 1948-49
 McCann, Emmett, inf - 1926
McCarthy, Tom, rhp - 1985
McCarty, David, of-1b - 2003-05
McCarver, Tim, c - 1974-75
 McConnell, Amby, 2b - 1908-10
 McDermott, Maurice, lhp - 1948-53
McDill, Allen, lhp - 2001
McDonald, Darnell, of - 2010-12
 McDonald, Jim, rhp - 1950
 McFarland, Ed, c - 1908
 McGah, Ed, c - 1946-47
McGee, Willie, of - 1995
 McGlothen, Lynn, rhp - 1972-73
 McGovern, Art, c - 1905
 McGraw, Bob, rhp - 1919
 McGuire, Deacon, c - 1907-08
 McHale, Jim, of - 1908
 McHale, Marty, rhp - 1910-11, '16
 McInnis, Stuffy, 1b - 1918-21
 McKain, Archie, lhp - 1937-38
McKeel, Walt, c - 1996-97
 McLaughlin, Jud, lhp - 1931-33
 McLean, Larry, 1b - 1901
 McMahon, Doc, rhp - 1908
 McMahon, Don, rhp - 1966-67
 McManus, Marty, inf - 1931-33
 McMillan, Norm, inf - 1923
 McNair, Eric, inf - 1936-38
 McNally, Mike, inf - 1915-17, '19-20
 McNaughton, Gordon, rhp - 1932
McNeely, Jeff, of - 1993
 McNeil, Norm, c - 1919
 McWilliams, Bill, ph - 1931
Mejias, Roman, of - 1963-64
Melancon, Mark, rhp - 2012
Mele, Sam, of - 1947-49, '54-55
Melendez, Jose, rhp - 1993-94
 Melillo, Oscar, 2b - 1935-37
Melvin, Bob, c - 1993
Mendoza, Ramiro, rhp - 2003-04
 Menosky, Mike, of - 1920-23
 Meola, Mike, rhp - 1933, '36
Merced, Orlando, rf - 1998
Merchant, Andy, c - 1975-76
Mercker, Kent, lhp - 1999
Meredith, Cla, rhp - 2005
 Merena, Spike, lhp - 1934
Merloni, Lou, inf - 1998-03
 Merson, Jack, 2b - 1953
 Metkovich, George, of-1b - 1943-46
 Meyer, Russ, rhp - 1957
 Michaels, John, lhp - 1932
Middlebrooks, Will, 3b - 2012
 Midkiff, Dick, rhp - 1938
Mientkiewicz, Doug, 1b - 2004
 Miles, Dee, of - 1943
Millar, Kevin, 1b-dh - 2003-05
Miller, Andrew, lhp - 2011-12
 Miller, Bing, of - 1935-36
Miller, Corky, c - 2006

Miller, Elmer, of - 1922
 Miller, Hack, of - 1918
 Miller, Otto, 3b - 1930-32
Miller, Rick, of - 1971-77, '81-85
Miller, Trever, lhp - 2011
Miller, Wade, rhp - 2005
 Mills, Buster, lf - 1937
Mills, Dick, rhp - 1970
Minarcin, Rudy, rhp - 1956-57
Minchey, Nate, rhp - 1993-94, '96
Mirabelli, Doug, c - 2001-07
Mitchell, Charlie, rhp - 1984-85
 Mitchell, Fred, rhp - 1901-02
 Mitchell, Johnny, ss - 1922-23
Mitchell, Keith, of - 1998
Mitchell, Kevin, of - 1996
 Moford, Herb, rhp - 1959
Mohr, Dustan, of - 2006
Molina, Gustavo, c - 2010
 Molyneux, Vince, rhp - 1918
Monbouquette, Bill, rhp - 1958-65
 Moncewicz, Freddie, ss - 1928
Montgomery, Bob, c - 1970-79
 Moore, Bill, c - 1926-27
 Moore, Wilcy, rhp - 1931-32
Morales, Franklin, lhp - 2011-12
Morehead, Dave, rhp - 1963-68
Moret, Roger, lhp - 1970-75
 Morgan, Cy, rhp - 1907-09
 Morgan, Eddie, 1b - 1934
 Morgan, Red, 3b - 1906
 Morris, Ed, rhp - 1928-31
 Morrissey, Deacon, rhp - 1901
Mortensen, Clayton, rhp - 2012
Morton, Guy, c - 1954
Morton, Kevin, lhp - 1991
 Moseley, Earl, rhp - 1913
 Moser, Walter, rhp - 1911
Mosses, Jerry, c - 1965, '68-70
 Moses, Wally, of - 1946-48
 Moskiman, Doc, 1b-of - 1910
Moss, Brandon, of - 2007-08
 Moss, Les, c - 1951
Moyer, Jamie, lhp - 1996
Mueller, Bill, 3b - 2003-05
 Mueller, Gordie, rhp - 1950
 Muffett, Billy, rhp - 1960-62
 Mulleavy, Greg, inf - 1933
 Muller, Freddie, inf - 1933-34
 Mulligan, Joe, rhp - 1934
 Mulroney, Frank, rhp - 1930
 Mundy, Bill, 1b - 1913
Murphy, David, of - 2006-07
 Murphy, Johnny, rhp - 1947
Murphy, Rob, lhp - 1989-90
Murphy, Tom, rhp - 1976-77
 Murphy, Walter, rhp - 1931
 Murray, George, rhp - 1923-24
Murray, Matt, rhp - 1995
Muser, Tony, 1b - 1969
 Musser, Paul, rhp - 1919
 Mustakis, Alex, rhp - 1940
 Myer, Buddy, ss-3b - 1927-28
 Myers, Elmer, rhp - 1920-22
 Myers, Hap, 1b - 1910-11
Myers, Mike, lhp - 2004-05

N

Nabholz, Chris, lhp - 1994
Naehring, Tim, ss-3b - 1990-97
 Nagle, Judge, rhp - 1911
Nagy, Mike, rhp - 1969-72
 Narleski, Bill, inf - 1929-30

Nava, Daniel, of - 2010, '12
Navarro, Yamaico, ss - 2010-11
Neal, Blaine, rhp - 2005
 Neitzke, Ernie, rhp - 1921
Nelson, Bryant, inf-of - 2002
Nelson, Joe, rhp - 2004, '10
 Neubauer, Hal, rhp - 1925
Newhauser, Don, rhp - 1972-74
Newman, Jeff, c - 1983-84
 Newsom, Bobo, rhp - 1937
 Newsome, Dick, rhp - 1941-43
 Newsome, Skeeter, inf - 1941-45
 Niarhos, Gus, c - 1952-53
 Nichols, Chet, lhp - 1960-63
Nichols, Reid, of - 1980-85
 Niemiec, Al, rhp - 1934
 Niles, Harry, of-inf - 1908-10
Nipper, Al, rhp - 1983-87
Nippert, Merlin, rhp - 1962
Nixon, Otis, cf - 1994
Nixon, Russ, c - 1960-65, '68
Nixon, Trot, rf - 1996, 1998-06
 Nixon, Willard, rhp - 1950-58
Nomo, Hideo, rhp - 2001
 Nonnenkamp, Leo, of - 1938-40
 Nourse, Chet, rhp - 1909
 Nunamaker, Les, c - 1911-14
Nunnally, Jon, of - 1999

O

Oberlin, Frank, rhp - 1906-07
O'Berry, Mike, c - 1979
 O'Brien, Buck, rhp - 1911-13
 O'Brien, Jack, of - 1903
O'Brien, Syd, inf - 1969
 O'Brien, Tom, of - 1949-50
 O'Doul, Lefty, lhp - 1923
Offerman, Jose, 1b-dh - 1999-02
Oglivie, Ben, of - 1971-73
Ohka, Tomokazu, rhp - 1999-01
Ojeda, Bob, lhp - 1980-85
Okajima, Hideki, lhp - 2007-11
Okrie, Len, c - 1952
O'Leary, Troy, of - 1995-01
Olerud, John, 1b - 2005
Oliver, Darren, lhp - 2002
 Oliver, Gene, c - 1968
Oliver, Joe, c - 2001
 Oliver, Tom, cf - 1930-33
 Olmstead, Hank, rhp - 1905
 Olson, Karl, of - 1951, '53-55
 Olson, Marv, 2b - 1931-33
 Olson, Ted, rhp - 1936-38
 O'Neill, Bill, of - 1904
 O'Neill, Emmett, rhp - 1943-45
 O'Neill, Steve, c - 1924
Ontiveros, Steve, rhp - 2000
 Orme, George, of - 1920
 O'Rourke, Frank, inf - 1922
Ortiz, David, dh-1b - 2003-12
Ortiz, Luis, 3b - 1993-94
Osinski, Dan, rhp - 1966-67
 Ostdiek, Harry, c - 1908
 Ostermueller, Fritz, lhp - 1934-40
 Ostrowski, John, of-inf - 1948
 Owen, Marv, inf - 1940
 Owen, Mickey, c - 1954
Owen, Spike, ss - 1986-88
 Owens, Frank, c - 1905

P

Padilla, Vicente, rhp - 2012
 Pagliaroni, Jim, c - 1955, '60-62

Palm, Mike, rhp - 1948
Pankovits, Jim, inf - 1990
 Papai, Al, rhp - 1950
 Pape, Larry, rhp - 1909, '11-12
Papelbon, Jonathan, rhp - 2005-11
Papi, Stan, inf - 1979-80
 Parent, Freddy, ss - 1901-07
 Parnell, Mel, lhp - 1947-56
Parrish, Larry, 1b-dh - 1988
 Partee, Roy, c - 1943-44, '46-47
 Partenheimer, Stan, lhp - 1944
 Paschal, Ben, of - 1920
 Patten, Casey, lhp - 1908
Patterson, Eric, inf-of - 2010
 Patterson, Hank, c - 1932
Pattin, Marty, rhp - 1972-73
Pauley, David, rhp - 2006, '08
Pavletich, Don, c - 1970-71
Paxton, Mike, rhp - 1977
Payton, Jay, of - 2005
 Peacock, Johnny, c - 1937-44
Pedroia, Dustin, 2b - 2006-12
 Pellagrini, Eddie, inf - 1946-47
Pemberton, Rudy, of - 1996-97
Pena, Alejandro, rhp - 1995
Pena, Carlos, 1b - 2006
Pena, Jesus, lhp - 2000
Pena, Juan, rhp - 1999
Pena, Willy Mo, of-dh - 2006-07
Peña, Tony, c - 1990-93
Pennington, Brad, lhp - 1996
 Pennock, Herb, lhp - 1915-17, '19-22, '34
Penny, Brad, rhp - 2009
Perez, Tony, 1b-dh - 1980-82
Perisho, Matt, lhp - 2005
 Perrin, Jack, of - 1921
Person, Robert, rhp - 2003
 Pertica, Bill, rhp - 1918
 Pesky, Johnny, ss-3b - 1942, '46-52
Petagine, Roberto, 1b - 2005
Peters, Gary, lhp - 1970-72
 Peterson, Bob, c - 1906-07
Petrocelli, Rico, ss-3b - 1963, '65-76
Petry, Dan, rhp - 1991
 Philley, Dave, of - 1962
Phillips, Ed, rhp - 1970
Pichardo, Hipolito, rhp - 2000-01
 Picinich, Val, c - 1923-25
Pickering, Calvin, 1b-dh - 2001
 Pickering, Urbane, 3b - 1931-32
Pierce, Jeff, rhp - 1995
 Piercy, Bill, rhp - 1922-24
Piersall, Jimmy, cf - 1950, '52-58
Pineiro, Joel, rhp - 2007
 Pipgras, George, rhp - 1933-35
Pirkil, Greg, 1b - 1996
 Pittenger, Pinky, of-inf - 1921-23
Pizarro, Juan, lhp - 1968-69
Plantier, Phil, of - 1990-92
Plews, Herb, 2b - 1959
Plympton, Jeff, rhp - 1991
Podsednik, Scott, of - 2012
 Poindexter, Jennings, lhp - 1936
Pole, Dick, rhp - 1973-76
 Polly, Nick, 3b - 1945
 Pond, Ralph, of - 1910
Poquette, Tom, of - 1979, '81
 Porter, Dick, of - 1934
 Porterfield, Bob, rhp - 1956-58
Portugal, Mark, rhp - 1999
 Potter, Nelson, rhp - 1941
Poulsen, Ken, inf - 1967
Pozo, Arquimede, inf - 1996-97

Pratt, Del, 2b - 1921-22
 Pratt, Larry, c - 1914
 Prentiss, George, rhp - 1901-02
Price, Joe, lhp - 1989
Pride, Curtis, of-dh - 1997, '00
 Prothro, Doc, 3b - 1925
 Pruiett, Tex, rhp - 1907-08
Pulsipher, Bill, lhp - 2001
Punto, Nick, inf - 2012
 Purtell, Billy, inf - 1910-11
 Pytlak, Frankie, c - 1941, '45-46

Q

Quantrill, Paul, rhp - 1992-94
 Quinn, Frank, rhp - 1949-50
 Quinn, Jack, rhp - 1922-25
Quinones, Rey, ss - 1986
Quintana, Carlos, 1b-of - 1988-91, '93
Quiroz, Guillermo, c - 2012

R

Radatz, Dick, rhp - 1962-66
Rader, Dave, c - 1980
Raine, Chuck, rhp - 1979-82
Ramirez, Hanley, ss - 2005
Ramirez, Manny, lf - 2001-08
Ramirez, Ramon, rhp - 2009-10
Rapp, Pat, rhp - 1999
Reardon, Jeff, rhp - 1990-92
 Reder, Johnny, 1b - 1932
Reddick, Josh, of - 2009-11
Reed, Jerry, rhp - 1990
Reed, Jody, 2b-ss - 1987-92
Reese, Pokey, ss-2b - 2004
 Reeves, Bobby, inf - 1929-31
 Regan, Bill, 2b - 1926-30
 Rehg, Wally, of - 1913-15
 Reichle, Dick, of - 1922-23
Remlinger, Mike, lhp - 2005
Remmerswaal, Win, rhp - 1979-80
Remy, Jerry, 2b - 1978-84
Renko, Steve, rhp - 1979-80
Renna, Bill, of - 1958-59
Renteria, Edgar, ss - 2005
Repko, Jason, of - 2012
 Repulski, Rip, of - 1960-61
Reyes, Carlos, rhp - 1998
Reyes, Dennys, lhp - 2011
 Reynolds, Carl, of - 1934-35
 Rhodes, Gordon, rhp - 1932-35
Rhodes, Tuffy, of - 1995
 Rhyme, Hal, ss - 1929-32
Rice, Jim, lf-dh - 1974-89
 Rich, Woody, rhp - 1939-41
Richardson, Jeff, inf - 1993
Richardson, Dustin, lhp - 2009-10
Richter, Al, ss - 1951, 1953
 Riggert, Joe, of - 1911
 Rigney, Topper, ss - 1926-27
Riles, Ernest, inf - 1993
Ripley, Allen, rhp - 1978-79
 Ripley, Walt, rhp - 1935
 Rising, Pop, of - 1905
Riske, David, rhp - 2006
Ritchie, Jay, rhp - 1964-65
Rivera, Luis, ss - 1989-93
Roberts, Dave, of - 2004
Robidoux, Billy Jo, 1b - 1990
 Robinson, Aaron, c - 1951
Robinson, Floyd, of - 1968
 Robinson, Jack, rhp - 1949
Rochford, Mike, lhp - 1988-90
 Rodgers, Bill, 2b - 1915

Rodriguez, Carlos, inf - 1994-95
 Rodriguez, Frankie, rhp - 1995
 Rodriguez, Steve, inf - 1995
 Rodriguez, Tony, inf - 1996
 Rogell, Billy, inf - 1925-'27-28
 Rogers, Lee, lhp - 1938
 Roggenburk, Garry, lhp - 1966, '68-69
 Rohr, Billy, lhp - 1967
 Rollings, Red, inf - 1927-28
 Romero, Ed, inf - 1986-89
 Romero, J.C., lhp - 2007
 Romero, Mandy, c - 1998
 Romero, Niuman, inf - 2010
 Romine, Kevin, of - 1985-91
 Romo, Vicente, rhp - 1969-70
 Rosar, Buddy, c - 1950-51
 Rose, Brian, rhp - 1997-00
 Rosenthal, Si, of - 1925-26
 Ross, Buster, lhp - 1924-26
 Ross, Cody, of - 2012
 Ross, David, c - 2008
 Roth, Braggo, cf - 1919
 Rothrock, Jack, rhp - 1925-32
 Rowland, Rich, c - 1994-95
 Royer, Stan, inf - 1994
 Rudi, Joe, of - 1981
 Ruel, Muddy, c - 1921-22, '31
 Ruffing, Red, rhp - 1924-30
 Runnels, Pete, 2b-1b - 1958-62
 Rupe, Ryan, rhp - 2003
 Russell, Allan, rhp - 1919-22
 Russell, Jack, rhp - 1926-32, '36
 Russell, Jeff, rhp - 1993-94
 Russell, Rip, 3b - 1946-47
 Ruth, Babe, lhp-of - 1914-19
 Ryan, Jack, rhp - 1909
 Ryan, Jack, of - 1929
 Ryan, Ken, rhp - 1992-95
 Ryan, Mike, c - 1964-67
 Ryba, Mike, rhp - 1941-46
 Rye, Gene, of - 1931

S

Saberhagen, Bret, rhp - 1997-01
 Sadler, Donnie, 2b-ss - 1998-00
 Sadowski, Bob, rhp - 1966
 Sadowski, Ed, c - 1960
 Saltalamacchia, Jarrod, c - 2010-12
 Sambito, Joe, lhp - 1986-87
 Saito, Takashi, rhp - 2009
 Sanchez, Angel, inf - 2010
 Sanchez, Freddy, inf - 2002-03
 Sanchez, Rey, inf - 2002
 Sanders, Ken, rhp - 1966
 Santana, Marino, rhp - 1999
 Santiago, Jose, rhp - 1966-70
 Santos, Angel, inf - 2001
 Satriano, Tom, c - 1969-70
 Sauerbeck, Scott, lhp - 2003
 Sax, Dave, c - 1985-87
 Sayles, Bill, rhp - 1939
 Scarborough, Ray, rhp - 1951-52
 Scarritt, Russ, lf - 1929-31
 Schang, Wally, c-of - 1918-20
 Schanz, Charley, rhp - 1950
 Scherbarth, Bob, c - 1950
 Schilling, Chuck, 2b - 1961-65
 Schilling, Curt, rhp - 2004-07
 Schiraldi, Calvin, rhp - 1986-87
 Schlesinger, Rudy, of - 1965
 Schlitzer, Biff, rhp - 1909
 Schmees, George, lhp - 1952
 Schmidt, Dave, c - 1981

Schmitz, Johnny, lhp - 1956
 Schoeneweis, Scott, lhp - 2010
 Schofield, Dick, inf - 1969-70
 Schourek, Pete, lhp - 1998, '00-01
 Schreckengost, Ossee, c - 1901
 Schroll, Al, rhp - 1958-59
 Schwall, Don, rhp - 1961-62
 Scott, Everett, ss - 1914-21
 Scott, George, 1b - 1966-71, '77-79
 Scutaro, Marco, ss - 2010-11
 Seanez, Rudy, rhp - 2003, '06
 Seaver, Tom, rhp - 1986
 Seeds, Bob, inf-of - 1933-34
 Segui, Diego, rhp - 1974-75
 Seibel, Phil, lhp - 2004
 Selbach, Kip, of - 1904-06
 Selby, Bill, inf - 1996
 Sele, Aaron, rhp - 1993-97
 Sellers, Jeff, rhp - 1985-88
 Settlemyre, Merle, lhp - 1928
 Shaner, Wally, of - 1926-27
 Shanks, Howard, inf - 1923-24
 Shannon, Red, 2b - 1919
 Shaw, Al, c - 1907
 Shea, John, lhp - 1928
 Shea, Merv, c - 1933
 Sheaffer, Danny, c - 1987
 Shealy, Ryan, 1b - 2010
 Shean, Dave, 2b - 1918-19
 Sheets, Andy, inf - 2000
 Sheldon, Rollie, rhp - 1966
 Shepherd, Keith, rhp - 1995
 Sheridan, Neill, of - 1948
 Shields, Ben, lhp - 1930
 Shiell, Jason, rhp - 2003
 Shofner, Strick, 3b - 1947
 Shoppach, Kelly, c - 2005, '12
 Shore, Ernie, rhp - 1914-17
 Short, Bill, lhp - 1966
 Shorten, Chick, of - 1915-17
 Shouse, Brian, lhp - 1998
 Shumpert, Terry, inf - 1995
 Siebern, Norm, 1b-of - 1967-68
 Siebert, Sonny, rhp - 1969-73
 Simmons, Al, of - 1943
 Simmons, Pat, rhp - 1928-29
 Sisler, Dave, rhp - 1956-59
 Sizemore, Ted, 2b - 1979-80
 Skinner, Camp, of - 1923
 Skok, Craig, lhp - 1973
 Slattery, Jack, c - 1901
 Slayton, Steve, rhp - 1928
 Slocumb, Heathcliff, rhp - 1996-97
 Small, Charley, of - 1930
 Smith, Al, 3b-of - 1964
 Smith, Bob, lhp - 1955
 Smith, Bob Riverboat, lhp - 1958
 Smith, Broadway Aleck, c - 1903
 Smith, Charley, rhp - 1909-11
 Smith, Chris, rhp - 2008
 Smith, Dan, rhp - 2000
 Smith, Doug, lhp - 1912
 Smith, Eddie, lhp - 1947
 Smith, Elmer, of - 1922
 Smith, Frank, rhp - 1910-11
 Smith, George, S., rhp - 1930
 Smith, George, C., 2b - 1966
 Smith, John, 1b - 1931
 Smith, Lee, rhp - 1988-90
 Smith, Paddy, c - 1920
 Smith, Pete, rhp - 1962-63
 Smith, Reggie, cf-rf - 1966-73
 Smith, Zane, lhp - 1995

Smithson, Mike, rhp - 1988-89
 Smoltz, John, rhp - 2009
 Snell, Wally, c - 1913
 Snopak, Chris, inf - 1998
 Snow, J.T., 1b - 2006
 Snyder, Earl, 3b - 2004
 Snyder, Kyle, rhp - 2006-08
 Solters, Moose, of - 1934-35
 Sommers, Rudy, lhp - 1926-27
 Sothoron, Allan, rhp - 1921
 Spanswick, Bill, lhp - 1964
 Sparks, Tully, rhp - 1902
 Speaker, Tris, cf - 1907-15
 Spears, Nate, inf - 2011-12
 Spence, Stan, of - 1940-41, '48-49
 Spencer, Tubby, c - 1909
 Spognardi, Andy, inf - 1932
 Sprague, Ed, inf - 2000
 Spring, Jack, lhp - 1957
 Sprowl, Bobby, lhp - 1978
 Stahl, Chick, cf - 1901-06
 Stahl, Jake, 1b-c - 1903, '08-10, '12-13
 Stairs, Matt, of - 1995
 Stallard, Tracy, rhp - 1960-62
 Standaert, Jerry, 1b - 1929
 Stange, Lee, rhp - 1966-70
 Stanifer, Rob, rhp - 2000
 Stanley, Bob, rhp - 1977-89
 Stanley, Mike, c-1b - 1996-00
 Stansbury, John, 3b - 1918
 Stanton, Mike, lhp - 1995-96, '05
 Stapleton, Dave, inf - 1980-86
 Statz, Jigger, of - 1920
 Steele, Elmer, rhp - 1907-09
 Steiner, Ben, 2b - 1945-46
 Steiner, Red, c - 1945
 Stenhouse, Mike, of-1b - 1986
 Stephens, Gene, of - 1952-53, '55-60
 Stephens, Vern, ss-3b - 1948-52
 Stephenson, Jerry, rhp - 1963, '65-68
 Stern, Adam, of - 2005-06
 Stewart, Sammy, rhp - 1986
 Stewart, Zach, rhp - 2012
 Stigman, Dick, lhp - 1966
 Stimson, Carl, rhp - 1923
 Stobbs, Chuck, lhp - 1947-51
 Stokes, Al, c - 1925-26
 Stone, Dean, lhp - 1957
 Stone, George, of - 1903
 Stone, Jeff, of - 1989-90
 Storie, Howie, c - 1931-32
 Stringer, Lou, inf - 1948-50
 Strunk, Amos, of - 1918-19
 Stuart, Dick, 1b - 1963-64
 Stumpf, George, of - 1931-33
 Sturdivant, Tom, rhp - 1960
 Stynes, Chris, inf-of - 2001
 Suchecki, Jim, rhp - 1950
 Sullivan, Denny, cf - 1907-08
 Sullivan, Frank, rhp - 1953-60
 Sullivan, Haywood, c-1955, '57, '59-60
 Sullivan, Marc, c - 1982, '84-87
 Sumner, Carl, of - 1928
 Suppan, Jeff, rhp - 1995-97, '03
 Sutton, George, D., rhp - 1955-58
 Sutton, Drew, inf - 2011
 Swanson, Bill, inf - 1914
 Sweeney, Bill, 1b - 1930-31
 Sweeney, Ryan, of - 2012
 Swindell, Greg, lhp - 1998
 Swarmstedt, Len, rhp - 1906

T

Tabor, Jim, 3b - 1938-44
 Taitt, Doug, of - 1928-29
Tanana, Frank, lhp - 1981
 Tannehill, Jesse, lhp - 1904-08
 Tarbert, Arlie, of - 1927-28
Tartabull, Jose, of - 1966-68
Tarver, La Schelle, of - 1986
Tasby, Willie, cf - 1960
 Tate, Bennie, c - 1932
Tatum, Jim, 3b - 1996
Tatum, Ken, rhp - 1971-73
Tavares, Jesus, of - 1997
Tavarez, Julian, rhp - 2006-08
 Taylor, Harry, rhp - 1950-52
Taylor, Scott, lhp - 1992-93
Tazawa, Junichi, rhp - 2009, '11-12
 Tebbetts, Birdie, c - 1947-50
 Terry, Yank, rhp - 1940, '42-45
 Thielman, Jake, rhp - 1908
 Thomas, Blaine, rhp - 1911
 Thomas, Fred, 3b - 1918
Thomas, George, of - 1966-71
Thomas, Justin, lhp - 2012
Thomas, Lee, 1b-1f - 1964-65
 Thomas, Pinch, c - 1912-17
 Thomas, Tommy, rhp - 1937
 Thomson, Bobby, of - 1960
 Thoney, Jack, of - 1908-09, '11
 Thormahlen, Hank, lhp - 1921
 Throneberry, Faye, of - 1952, '55-57
Thurston, Joe, inf - 2008
Tiant, Luis, rhp - 1971-78
 Tillman, Bob, c - 1962-67
Timlin, Mike, rhp - 2003-08
Tinsley, Lee, of - 1994-96
 Tobin, Jack, of - 1926-27
 Tobin, Jackie, 3b - 1945
 Todt, Phil, 1b - 1924-30
Tolar, Kevin, lhp - 2003
Tomberlin, Andy, of - 1994
 Tonneman, Tony, c - 1911
Torrez, Mike, rhp - 1978-82
Traber, Billy, lhp - 2009
Trautwein, John, rhp - 1988
 Trimble, Joe, rhp - 1955
Tricek, Ricky, rhp - 1994, '97
 Trout, Dizzy, rhp - 1952
 Truesdale, Frank, 2b - 1918
Trujillo, Mike, rhp - 1985-86
Tudor, John, lhp - 1979-83
Turley, Bob, rhp - 1963

U

Umphlett, Tom, cf - 1953
 Unglaub, Bob, inf - 1904-05, '07-08
Urbina, Ugueth, rhp - 2001-02

V

Vache, Tex, of - 1925
Valdez, Carlos, rhp - 1998
Valdez, Julio, ss - 1980-83
Valdez, Sergio, rhp - 1994
Valencia, Danny, 3b - 2012
Valentin, John, ss-3b - 1992-01
Valle, Dave, c - 1994
 Van Camp, Al, of-1b - 1931-32
 Vandenburg, Hy, rhp - 1935
Van Buren, Jermaine, rhp - 2006
 Van Dyke, Ben, lhp - 1912
VanEgmond, Tim, rhp - 1994-95
Van Every, Jonathan, of - 2008-10
Varitek, Jason, c - 1997-11

Vaughn, Mo, 1b - 1991-98

Vazquez, Ramon, inf - 2005
 Veach, Bobby, rhp - 1924-25
Veale, Bob, lhp - 1972-74
Velazquez, Gil, inf - 2008
Veras, Dario, rhp - 1998
Veras, Wilton, 3b - 1999-00
 Vernon, Mickey, 1b - 1956-57
 Vick, Sammy, of - 1921
Viola, Frank, lhp - 1992-94
 Vitt, Oscar, inf - 1919-21
 Vollmer, Clyde, of - 1950-53
 Volz, Jake, rhp - 1901
 Vosmik, Joe, lf - 1938-39

W

Wade, Jake, lhp - 1939
 Wagner, Charlie, rhp - 1938-42, '46
Wagner, Billy, lhp - 2009
Wagner, Gary, rhp - 1969-70
 Wagner, Hal, c - 1944, '46-47
 Wagner, Heinie, ss-2b - 1906-13, '15-16, '18
Wakefield, Tim, rhp - 1995-11
 Walberg, Rube, lhp - 1934-37
Walker, Chico, of - 1980-81, '83-84
 Walker, Tillie, cf - 1916-17
Walker, Todd, 2b - 2003
 Wall, Murray, rhp - 1957-59
 Walsh, Jimmy, of - 1916-17
 Walters, Bucky, rhp - 1933-34
 Walters, Fred, c - 1945
 Walters, Roxy, c - 1919-23
 Wambsganss, Bill, 2b - 1924-25
 Wanninger, Pee Wee, ss - 1927
 Warner, John, c - 1902
 Warstler, Rabbit, ss-2b - 1930-33
Wasdin, John, rhp - 1997-00
Waslewski, Gary, rhp - 1967-68
Watson, Bob, 1b - 1979
 Watwood, Johnny, of-1b - 1932-33
 Weaver, Monte, rhp - 1939
 Webb, Earl, rf - 1930-32
Webster, Lenny, c - 1999
Webster, Ray, 2b - 1960
Wedge, Eric, c - 1991-92, '94
 Weiland, Bob, lhp - 1932-34
Weiland, Kyle, rhp - 2011
 Welch, Frank, of - 1927
 Welch, Herb, ss - 1925
 Welch, Johnny, rhp - 1932-36
Wells, David, lhp - 2005-06
 Welzer, Tony, rhp - 1926-27
Wenz, Fred, rhp - 1968-69
 Werber, Bill, inf - 1933-36
 Werle, Bill, lhp - 1953-54
 Wertz, Vic, 1b - 1959-61
West, David, lhp - 1998
Wheeler, Dan, rhp - 2011
White, Matt, lhp - 2003
 White, Sammy, c - 1951-59
 Whiteman, George, of - 1907, '18
Whiten, Mark, rf - 1995
Whitt, Ernie, c - 1976
 Widmar, Al, rhp - 1947
 Wight, Bill, lhp - 1951-52
 Wilber, Del, c - 1952-54
 Wilhoit, Joe, of - 1919
Williams, Dana, lf - 1989
 Williams, Dave, lhp - 1902
 Williams, Denny, of - 1924-25, '28
 Williams, Dib, inf - 1935
 Williams, Dick, inf-of - 1963-64
 Williams, Ken, of - 1928-29

Williams, Randy, lhp - 2011

Williams, Rip, 1b-c - 1911
Williams, Stan, rhp - 1972
 Williams, Ted, lf - 1939-42, '46-60
Williamson, Scott, rhp - 2003-04
Willoughby, Jim, rhp - 1975-77
Wills, Ted, lhp - 1959-62
 Wilson, Archie, of - 1952
Wilson, Duane, lhp - 1958
 Wilson, Earl, rhp - 1959-60, '62-66
 Wilson, Gary, 2b - 1902
 Wilson, Jack, rhp - 1935-41
 Wilson, Jim, rhp - 1945-46
 Wilson, John, rhp - 1927-28
 Wilson, Les, of - 1911
 Wilson, Squanto, 1b - 1914
 Witse, Hal, lhp - 1926-28
 Wingfield, Ted, rhp - 1924-27
 Winn, George, lhp - 1919
Winningham, Herm, of - 1992
 Winsett, Tom, rhp - 1930-31, '33
 Winter, George, rhp - 1901-08
 Winters, Clarence, rhp - 1924
Wise, Rick, rhp - 1974-77
 Wittig, Johnny, rhp - 1949
Wolcott, Bob, rhp - 1999
Wolfe, Larry, inf - 1979-80
 Wolter, Harry, lhp - 1909
 Wood, Smoky Joe, rhp - 1908-15
 Wood, Joe, rhp - 1944
 Wood, Ken, of - 1952
Wood, Wilbur, lhp - 1961-64
Woodard, Steve, rhp - 2003
 Woods, John, rhp - 1924
 Woods, Pinky, rhp - 1943-45
Woodward, Chris, inf - 2009
Woodward, Rob, rhp - 1985-88
Wooten, Shawn, c-of - 2005
 Workman, Hoge, rhp - 1924
Worthington, Al, rhp - 1960
Wright, Jim, rhp - 1978-79
Wright, Tom, of - 1948-51
 Wyatt, John, rhp - 1966-68
 Wyckoff, John, rhp - 1916-18

X

None

Y

Yastrzemski, Carl, lf-1b - 1961-83
 Yerkes, Steve, 2b-ss - 1909, '11-14
 York, Rudy, 1b - 1946-47
Youkilis, Kevin, 1b-3b - 2004-12
 Young, Cy, rhp - 1901-08
Young, Matt, lhp - 1991-92
Young, Tim, lhp - 2000

Z

Zahniser, Paul, rhp - 1925-26
 Zarilla, Al, of - 1949-50, '52-53
 Zaichin, Norm, 1b - 1951, '55-57
 Zeiser, Matt, rhp - 1914
Zink, Charlie, rhp - 2008
 Zuber, Bill, rhp - 1946-47
Zupcic, Bob, of - 1991-94

ALL-TIME RED SOX MANAGERS (WITH POSITIONS AS PLAYERS)

*Baker, Del, c - 1960
 Barrow, Ed - 1918-20 (no pro exp.)
 Barry, Jack, ss-2b - 1917
 Boudreau, Lou, ss - 1952-54
 Carrigan, Bill, c - 1913-16, '27-29
 Chance, Frank, 1b - 1923
 Collins, Jimmy, 3b - 1901-06
 Collins, Shano, of - 1931-32
 Cronin, Joe, ss - 1935-47
 Donovan, Patsy, of - 1910-11
 Duffy, Hugh, of - 1921-22
 Fohl, Lee - 1924-26, C
Francona, Terry, inf-of - 2004-11
 Harris, Bucky, 2b - 1934
 Herman, Billy, 2b - 1964-66
 Higgins, Mike, 3b - 1955-59, '60-62

Hobson, Butch, 3b - 1992-94
 Houk, Ralph, c - 1981-84
 Huff, George, c - 1907
 Johnson, Darrell, c - 1974-76
 Jorges, Billy, inf - 1959-60
Kasko, Eddie, ss - 1970-73
Kennedy, Kevin, c - 1995-96
Kerrigan, Joe, rhp - 2001
 Lake, Fred, c - 1908-09
Little, Grady, c - 2002-03
 McCarthy, Joe, inf-of - 1948-50
 McGuire, Deacon, c - 1907-08
 McManus, Marty, inf - 1932-33
McNamara, John, c - 1985-88
Morgan, Joe, inf - 1988-91
 O'Neill, Steve, c - 1950-51

Pesky, Johnny, ss-3b - 1963-64, '**80
 *Popowski, Eddie, inf - 1969, '73
 *Runnels, Pete, 2b-1b - 1966
 Stahl, Chick, cf - 1906
 Stahl, Jake, 1b-c - 1912-13
 Unglaub, Bob, inf - 1907
Valentine, Bobby, of - 2012
 Wagner, Heinie, ss-2b - 1930
 Williams, Dick, inf-of - 1967-69
Williams, Jimmy, inf - 1997-01
 *York, Rudy, 1b - 1959
 *Young, Cy, rhp - 1907

Zimmer, Don, inf - 1976-80

*Interim Manager

ALL-TIME RED SOX COACHES (1921-2012) AND HEAD TRAINERS (1940-2012)

Alicea, Luis - 2007-08
Allenson, Gary - 1992-94
Bailey, Buddy - 2000
 Baker, Del - 1945-48, '53-60
Berardino, Dick - 1989-91
 Berg, Moe - 1939-41
Bogart, Tim - 2009-12
 Brown, Mace - 1965
Bryant, Don - 1974-76
Bumbry, Al - 1988-93
 Burke, Jimmy - 1921-23
Burleson, Rick - 1992-93
 Burns, Jack - 1955-59
 Burwell, Bill - 1944
Camilli, Doug - 1970-73
 Carey, Tom - 1946-47
Carlucci, Dave - 1996
Cloninger, Tony - 2002-03
 Coleman, Bob - 1928
 Combs, Earl - 1948-52
Cubbage, Mike - 2002-03
Cumberland, John - 1995, '99-01
 Cuyler, Kiki - 1949
 Daly, Tom - 1933-46
Doerr, Bobby - 1967-69
 Dorish, Harry - 1963
Down, Rick - 2001
 Duffy, Hugh - 1931, '39
Easler, Mike - 1993-94
Ellis, Sammy - 1996
Evans, Dwight - 2002
 Falk, Bibb - 1934
Farrell, John - 2007-10
Ferriss, Dave - 1955-59
Fischer, Bill - 1985-91
Gale, Rich - 1992-93
Gardner, Billy - 1965-66
***Gregson, Goose - 2003**
 Haddix, Harvey - 1971
Hale, DeMarlo - 2006-11
Harper, Tommy - 1980-84, '00-02
Haselman, Bill - 2005-06
Hebner, Richie - 1989-91
 Herman, Billy - 1960-64
Hriniak, Walt - 1977-88
 Hulswitt, Rudy - 1931-33
Jackson, Al - 1977-79
Jackson, Ron - 2003-06
Jauss, Dave - 1997-99, '01
 Johnson, Darrell - 1968-69
Johnson, Ron - 2010-11

Johnson, Tim - 1995-96
Jones, Lynn - 2004-05
Kerrigan, Joe - 1997-01
Kim, Wendell - 1997-00
Kipper, Bob - 2002
Lachemann, Rene - 1985-86
 Lakeman, Al - 1963-64, '67-69
Lamont, Gene - 2001
 Leiffield, Lefty - 1924-26
Lenhardt, Don - 1970-73
Little, Grady - 1997-99
Magadan, Dave - 2007-12
 Maglie, Sal - 1960-62, '66-67
 Malmberg, Harry - 1963-64
 Mayo, Eddie - 1951
 McCallister, Jack - 1930
McClure, Bob - 2012
 McKechnie, Bill - 1952-53
McLaren, John - 1991
McNertney, Jerry - 1988
 Melillo, Oscar - 1952-53
 Miller, Bing - 1937
Mills, Brad - 2004-09
 Mills, Buster - 1954
Morgan, Joe - 1985-88
Narron, Jerry - 2003
Niemann, Randy - 2012
Nipper, Al - 1995-96, '06
Norman, Nelson - 2001
Ochoa, Alex - 2012
Okrie, Len - 1961-62, '65-66
Oliver, Dave - 1995-96
 O'Neill, Steve - 1950
 Onslow, Jack - 1934
 Owen, Mickey - 1955-56
 Pennock, Herb - 1936-39
 Pesky, Johnny - 1975-84
 Podres, Johnny - 1980
Pole, Dick - 1998
 Popowski, Eddie - 1967-74, '76
Rice, Jim - 1995-00
Roarke, Mike - 1994
Rojas, Euclides - 2003-04
Royster, Jerry - 2012
 Runnels, Pete - 1965-66
 Ryan, John - 1923-27
 Schacht, Al - 1935-36
 Schreiber, Paul - 1947-58
 Schulte, John - 1949-50
 Shellenback, Frank - 1940-44
Slider, Rac - 1987-90

Stange, Lee - 1972-74, '81-84
Stanley, Mike - 2002
Starrette, Herm - 1995-97
 Susce, George, C.M. - 1950-54
Sveum, Dale - 2004-05
Thomas, George - 1970
Torchia, Tony - 1985
Treuel, Ralph - 2001, '06
Tuck, Gary - 2007-12
Turley, Bob - 1964
 Wagner, Charlie - 1970
****Wallace, Dave - 2003-06**
Wathan, John - 1994
 Wagner, Heinie - 1927-29
White, Frank - 1994-96
Williams, Dallas - 2003
Williams, Stan - 1975-76
 Woodall, Larry - 1942-48
 York, Rudy - 1959-62
 Yost, Eddie - 1977-84
Curt Young - 2011
Zimmer, Don - 1974-76, '92

*interim **interim in 2003

HEAD TRAINERS

Fadden, Jack - 1950-65
 Froelich, Ed - 1948-50
 **Green, Win - 1940-47
Jameyson, Rick - 2012
 LeRoux, Buddy - 1966-74
Lessard, Paul - 2006-09
Moss, Charlie - 1975-94
Reinold, Mike - 2010-11
Rowe, Jim - 1995-05
*****Zawacki, Rich - 1981-00**

**Green was assistant trainer from the mid-1950s through the 1960s.

***Zawacki was the physical therapist with the Red Sox from 1981 and began traveling with the team full-time in 1990.

ALL-TIME ROSTER, CONTINUED

RELATIVES WHO PLAYED FOR THE RED SOX

BROTHERS	POS.	YEARS	FATHERS/SONS	POS.	YEARS
Barrett, Marty	2B	1982-90	Camilli, Dolf	1B	1945
Barrett, Tommy	2B	1992	Camilli, Doug	Coach	1970-73
Carlyle, Roy	OF	1925-26	Connolly, Sr., Ed	C	1929-32
Carlyle, Cleo	OF	1927	Connolly, Jr., Ed	LHP	1964
Conigliaro, Tony	OF, DH	1964-67, 69-70, 75	Ellsworth, Dick	LHP	1968-69
Conigliaro, Billy	OF	1969-71	Ellsworth, Steve	RHP	1988
Ferrell, Rick	C	1933-37	Ripley, Walt	RHP	1935
Ferrell, Wes	RHP	1934-37	Ripley, Allen	RHP	1978-79
Gaston, Alex	C	1926, 1929	Sullivan, Haywood	C	1955, '57, 1959-60
Gaston, Milt	RHP	1929-31	Sullivan, Marc	C	1982, '84-'87
Heving, Johnnie	C	1924-25, 1928-30	Wood, Smoky Joe	RHP	1908-15
Heving, Joe	RHP	1938-40	Wood, Joe	RHP	1944
Hughes, Long Tom	RHP	1902-03	GRANDFATHER/SON POS.	YEARS	
Hughes, Ed	RHP	1905-06	Collins, John "Shano"	OF	1921-25
			Gallagher, Bob	PH-PR	1972
Johnson, Roy	OF	1932-35	UNCLE/NEPHEW	POS.	YEARS
Johnson, Bob	OF	1944-45	Dom Dallessandro	OF	1937
Martinez, Pedro	RHP	1998-04	Dick Gernert	1B-OF	1952-59
Martinez, Ramon	RHP	1999-00			
Sadowski, Ed	C	1960	Ramon Aviles	INF	1977
Sadowski, Bob	RHP	1966	Mike Aviles	INF	2011-12



The Ferrell brothers, pitcher Wes and catcher Rick, were Red Sox teammates from 1934-37. Photo courtesy of The National Baseball Hall of Fame and Museum.

AWARD WINNERS

AL MOST VALUABLE PLAYER (PRESENTED BY BBWAA)

YEAR	PLAYER	AVG	HR	RBI
1912	Tris Speaker, CF**	.383	†10	98
1938	Jimmie Foxx, 1B	*.349	50	*175
1946	Ted Williams, LF	.342	38	123
1949	Ted Williams, LF	.343	*43	†159
1958	Jackie Jensen, RF	.286	35	*122
1967	Carl Yastrzemski, LF	*.326	†44	*121
1975	Fred Lynn, CF	.331	21	105
1978	Jim Rice, LF/DH	.315	*46	*139
1995	Mo Vaughn, 1B	.300	39	†126
2008	Dustin Pedroia, 2B	.326	17	83
YEAR	PITCHER	W-L	ERA	SO
1986	Roger Clemens, RHP	*24-4	2.48	238

*led league †tied for league lead

**From 1910-14, this award was officially called the Chalmers Award.

AL CY YOUNG AWARD (PRESENTED BY BBWAA)

YEAR	PITCHER	W	L	ERA	IP	SO
1967	Jim Lonborg	*22	9	3.16	273.1	*246
1986	Roger Clemens	*24	4	*2.48	254.0	238
1987	Roger Clemens	†20	9	2.97	281.2	256
1991	Roger Clemens	18	10	*2.62	*271.1	*241
1999	Pedro Martinez	*23	4	*2.07	213.1	*313
2000	Pedro Martinez	18	6	*1.74	217.0	*284

*led league †tied for league lead

NOTE: In 2000, Martinez was a unanimous choice, the 5th in the AL since the award was split between leagues in 1967. He joined Sandy Koufax (1965-66) and Greg Maddux (1994-95) as the only 3 unanimous consecutive season selections.

AL ROOKIE OF THE YEAR (PRESENTED BY BBWAA)

YEAR	PLAYER	AVG	HR	RBI
1950	Walt Dropo, 1B	.322	34	†144
1972	Carlton Fisk, C*	.293	22	61
1975	Fred Lynn, CF	.331	21	105
1997	Nomar Garciaparra, SS*	.306	30	98
2007	Dustin Pedroia, 2B	.317	8	50
YEAR	PITCHER	W-L	ERA	SO
1961	Don Schwall, RHP	15-7	3.22	91

*Unanimous † tied for league lead

RAWLINGS GOLD GLOVE AWARD (PRESENTED SINCE 1957)

19 different Red Sox have won a total of 37 Gold Glove Awards since the award began in 1957. Dwight Evans (8) is the all-time club leader while Carl Yastrzemski is 2nd with 7.

YEAR	PLAYER	POS	YEAR	PLAYER	POS	YEAR	PLAYER	POS
1957	Frank Malzone	*3B	1971	Carl Yastrzemski	OF	1982	Dwight Evans	OF
1958	Frank Malzone	3B		George Scott	1B	1983	Dwight Evans	OF
	Jimmy Piersall	CF	1972	Carlton Fisk	C	1984	Dwight Evans	OF
1959	Frank Malzone	3B		Doug Griffin	2B	1985	Dwight Evans	OF
	Jackie Jensen	RF	1975	Fred Lynn	OF	1990	Mike Boddicker	P
1963	Carl Yastrzemski	OF	1976	Dwight Evans	OF		Ellis Burks	OF
1965	Carl Yastrzemski	OF	1977	Carl Yastrzemski	OF	1991	Tony Peña	C
1967	George Scott	1B	1978	Dwight Evans	OF	2005	Jason Varitek	C
	Carl Yastrzemski	OF		Fred Lynn	OF	2007	Kevin Youkilis	1B
1968	George Scott	1B	1979	Rick Burleson	SS	2008	Dustin Pedroia	2B
	Carl Yastrzemski	OF		Dwight Evans	OF	2011	Adrian Gonzalez	1B
	Reggie Smith	OF		Fred Lynn	OF		Dustin Pedroia	2B
1969	Carl Yastrzemski	OF	1980	Fred Lynn	OF		Jacoby Ellsbury	CF
			1981	Dwight Evans	OF			

* 1 MI team selected

* 1 ML team selected

AWARD WINNERS, CONTINUED

LOUISVILLE SLUGGER SILVER SLUGGER AWARD (PRESENTED SINCE 1980)

YEAR	PLAYER	POS	YEAR	PLAYER	POS	YEAR	PLAYER	POS
1981	Carney Lansford	3B	1989	Wade Boggs	3B	2005	David Ortiz	DH
	Dwight Evans	OF	1990	Ellis Burks	OF		Manny Ramirez	OF
1983	Wade Boggs	3B	1991	Wade Boggs	3B		Jason Varitek	C
	Jim Rice	OF	1995	John Valentin	SS	2006	David Ortiz	DH
1984	Tony Armas	OF		Mo Vaughn	1B		Manny Ramirez	OF
	Jim Rice	OF	1997	Nomar Garciaparra	SS	2007	David Ortiz	DH
1986	Wade Boggs	3B	2001	Manny Ramirez	OF	2008	Dustin Pedroia	2B
	Don Baylor	DH	2002	Manny Ramirez	OF	2009	Jason Bay	OF
1987	Wade Boggs	3B	2003	Bill Mueller	3B	2010	Adrian Beltre	3B
	Dwight Evans	OF		Manny Ramirez	OF	2011	Adrian Gonzalez	1B
1988	Wade Boggs	3B	2004	David Ortiz	DH		Jacoby Ellsbury	CF
	Mike Greenwell	OF		Manny Ramirez	OF		David Ortiz	DH

BOSOX CLUB MAN OF THE YEAR

Selected for contributions to the success of the Red Sox and for cooperation in community endeavors, the BoSox Club of Boston Man of the Year Award is presented at the annual BoSox Awards Luncheon near the end of the season.

YEAR	PLAYER	POS	YEAR	PLAYER	POS	YEAR	PLAYER	POS
1967	Rico Petrocelli	SS	1983	Carl Yastrzemski	DH	1999	Trot Nixon	RF
1968	Mike Andrews	2B	1984	Mike Easler	DH	2000	John Harrington	EXEC
1969	Lee Stange	RHP	1985	Wade Boggs	3B	2001	Ben Mondor	EXEC
1970	Gerry Moses	C	1986	Marty Barrett	2B	2002	Carlos Baerga	INF
1971	John Kennedy	INF	1987	Bruce Hurst	LHP	2003	Ron Jackson	Hit. Coach
1972	Bob Montgomery	C	1988	Bill Fischer	Pitch. Coach	2004	Jason Varitek	C
1973	Tommy Harper	LF	1989	Dennis Lamp	RHP	2005	Mike Timlin	RHP
1974	Rick Miller	CF	1990	Tony Peña	C	2006	Gabe Kapler	OF
1975	Denny Doyle	2B	1991	Tony Fossas	LHP	2007	Kevin Youkilis	1B
1976	Reggie Cleveland	RHP	1992	Roger Clemens	RHP	2008	Manny Delcarmen	RHP
1977	Butch Hobson	3B	1993	Mo Vaughn	1B	2009	Mike Lowell	3B
1978	Bill Campbell	RHP	1994	Ken Ryan	RHP	2010	Clay Buchholz	RHP
1979	Tom Burgmeier	LHP	1995	Tim Lincecum	3B	2011	Jed Lowrie	INF
1980	Steve Renko	RHP	1996	Heathcliff Slocumb	RHP	2012	Jarrod Saltalamacchia	C
1981	Jerry Remy	2B	1997	Wendell Kim	3B Coach			
1982	Bob Stanley	RHP	1998	Tim Wakefield	RHP			

AMERICAN LEAGUE PLAYER/PITCHER OF THE MONTH AWARDS

YEAR	PLAYER	MONTH	YEAR	PLAYER	MONTH
1975	Fred Lynn, CF	June	1992	Roger Clemens, RHP	August
1976	Luis Tiant, RHP	August	1993	Danny Darwin, RHP	May
1977	Jim Rice, DH	July	1995	Tim Wakefield, RHP	July
1978	Jim Rice, LF	May		Erik Hanson, RHP	August
	Jim Rice, LF	August	1996	Mo Vaughn, 1B	May
1979	Fred Lynn, CF	August	1999	Pedro Martinez, RHP	April
1980	Chuck Rainey, RHP	May		Pedro Martinez, RHP	May
	Bob Stanley, RHP	August		Nomar Garciaparra, SS	May
1981	Jim Rice, LF (tie, E. Murray, BAL)	September		Pedro Martinez, RHP	June
	Dwight Evans, RF	May		Pedro Martinez, RHP	September
	Mark Clear, RHP	May	2000	Pedro Martinez, RHP	April
1984	Tony Armas, CF	June	2001	Pedro Martinez, RHP	May
	Roger Clemens, RHP	August		Manny Ramirez, LF	April
1986	Roger Clemens, RHP	April	2002	Derek Lowe, RHP	April
	Wade Boggs, 3B	May		Pedro Martinez, RHP	July
	Roger Clemens, RHP	June		Manny Ramirez, LF	September
	Bruce Hurst, LHP	September	2005	David Ortiz, DH	September
1987	Wade Boggs, 3B	June	2006	David Ortiz, DH	July
	Dwight Evans, 1B	August	2007	David Ortiz, DH	September
1988	Mike Greenwell, LF	June	2008	J.D. Drew, RF	June
	Roger Clemens, RHP	July		Jon Lester, LHP	July
	Bruce Hurst, LHP	August		Jon Lester, LHP	September
1989	Nick Esasky, 1B (tie, G. Bell, TOR)	August	2010	David Ortiz, DH	May
1990	Roger Clemens, RHP	August		Jon Lester, LHP	May
1991	Roger Clemens, RHP	April		Clay Buchholz, RHP	August
	Roger Clemens, RHP	September	2011	Adrian Gonzalez, 1B	June
1992	Roger Clemens, RHP	May		Dustin Pedroia, 2B	July

THOMAS A. YAWKEY RED SOX MOST VALUABLE PLAYER AWARD

Each year the Boston chapter of the Baseball Writers' Association of America presents the Thomas A. Yawkey Award to the Red Sox Most Valuable Player. From 1937 through 1952 the award went to either a Red Sox or a member of the Boston Braves. The Braves moved to Milwaukee prior to the 1953 season and the award became strictly a Red Sox MVP selection. After Mr. Yawkey's death in 1976, the Boston Writers renamed the award in his honor. Multiple winners include Carl Yastrzemski (6), Roger Clemens (4), Dwight Evans (4), Mo Vaughn (4), Ted Williams (4), Pedro Martinez (3), David Ortiz (3), Rick Burleson (2), Carlton Fisk (2), Nomar Garciaparra (2), Jackie Jensen (2), Ellis Kinder (2), Frank Malzone (2), Jim Rice (2).

YEAR	PLAYER	YEAR	PLAYER	YEAR	PLAYER
1937	Jim Turner,* RHP	1963	Carl Yastrzemski, LF	1988	Mike Greenwell, LF
1938	Jimmie Foxx, RHP	1964	Dick Radatz, RHP	1989	Nick Esasky, 1B
1939	Joe Cronin, SS	1965	Carl Yastrzemski, LF	1990	Roger Clemens, RHP
1940	Johnny Cooney,* OF	1966	Tony Conigliaro, RF	1991	Roger Clemens, RHP
1941	Ted Williams, LF	1967	Carl Yastrzemski, LF	1992	Roger Clemens, RHP
1942	(No Dinner	1968	Ken Harrelson, 1B-RF	1993	Mo Vaughn, 1B
1943	held during	1969	Rico Petrocelli, SS-3B	1994	Mo Vaughn, 1B
1944	World War II)	1970	Carl Yastrzemski, 1B-LF	1995	Mo Vaughn, 1B
1945	Tommy Holmes,* RF	1971	Reggie Smith, CF-RF	1996	Mo Vaughn, 1B
1946	Ted Williams, LF	1972	Carlton Fisk, C	1997	Nomar Garciaparra, SS
1947	Bob Elliott,* 3B	1973	Tommy Harper, OF	1998	Nomar Garciaparra, SS
1948	Johnny Sain,* RHP	1974	Carl Yastrzemski, 1B-LF	1999	Pedro Martinez, RHP
1949	Ted Williams, LF	1975	Fred Lynn, CF	2000	Pedro Martinez, RHP
1950	Billy Goodman, INF	1976	Carl Yastrzemski, 1B-LF	2001	Trot Nixon, RF
1951	Ellis Kinder, RHP	1977	Carlton Fisk, C	2002	Derek Lowe, RHP
1952	Walker Cooper,* C	1978	Jim Rice, LF		Pedro Martinez, RHP
1953	Ellis Kinder, RHP	1979	Rick Burleson, SS	2003	Jason Varitek, C
1954	Jackie Jensen, RF	1980	Rick Burleson, SS	2004	David Ortiz, DH-1B
1955	Ted Williams, LF	1981	Dwight Evans, RF	2005	David Ortiz, DH-1B
1956	Jim Piersall, CF	1982	Dwight Evans, RF	2006	David Ortiz, DH-1B
1957	Frank Malzone, 3B	1983	Jim Rice, LF	2007	Mike Lowell, 3B
1958	Jackie Jensen, RF	1984	Dwight Evans, RF	2008	Dustin Pedroia, 2B
1959	Frank Malzone, 3B		Tony Armas, CF	2009	Kevin Youkilis, 1B-3B
1960	Vic Wertz, 1B	1985	Wade Boggs, 3B	2010	Adrian Beltre, 3B
1961	Chuck Schilling, 2B	1986	Roger Clemens, RHP	2011	Jacoby Ellsbury, CF
1962	Eddie Bressoud, SS	1987	Dwight Evans, RF	2012	Dustin Pedroia, 2B

*Boston Braves

The Boston Writers Chapter also presents other awards annually, if applicable. Since 1990:

YEAR	RED SOX PITCHER	RED SOX ROOKIE	JENSEN SPIRIT	GOOD GUY
1990	Roger Clemens	Dana Kiecker	Tony Pena	Ken Coleman
1991	Roger Clemens	Phil Plantier	Jeff Gray	Tim Horgan
1992	Roger Clemens	Bob Zupcic	Steve Palermo	Ernie Harwell
1993	Danny Darwin	Aaron Sele	Andre Dawson	John Donovan, Jr.
1994	Roger Clemens	Carlos Rodriguez	No Selection	Joe Gildea
1995	Tim Wakefield	Troy O'Leary	No Selection	Frank MacKay
1996	Roger Clemens	No Selection	Bill Haselman	Bill Wanless
1997	Tom Gordon	Nomar Garciaparra	Jeff Frye	Mary Jane Ryan
1998	Pedro Martinez	Jason Varitek	Bret Saberhagen	Jim Corsi
1999	Pedro Martinez	T. Nixon & B. Daubach	Jason Varitek	Mike Port
2000	Pedro Martinez	No Selection	Pete Schourek	Rich Garces
2001	Hideo Nomo	Shea Hillenbrand	Brian Daubach	Jon Miller
2002	Pedro Martinez	Casey Fossum	Tim Wakefield	Johnny Damon
2003	Derek Lowe	No Selection	Kevin Cochran	Joe Cochran
2004	Curt Schilling	Kevin Youkilis	Johnny Damon	Joe Castiglione
2005	Tim Wakefield	No Selection	Johnny Damon	J.P. Villaman
2006	Jonathan Papelbon	Jonathan Papelbon	Mike Lowell	Ron Jackson
2007	Josh Beckett	Dustin Pedroia	Kevin Youkilis	Mike Lowell
2008	Jon Lester	Jacoby Ellsbury	Kevin Youkilis	Sean Casey
2009	Jon Lester	Daniel Bard	Nick Green	John Farrell
2010	J. Lester & C Buchholz	Ryan Kalish	Darnell McDonald	Bill Hall
2011	Alfredo Aceves	Josh Reddick	Dustin Pedroia	Jarrod Saltalamacchia
2012	Clay Buchholz	Will Middlebrooks	Mike Aviles	Cody Ross

TONY CONIGLIARO AWARD

In 1990 the Red Sox instituted a national award to honor the memory of their former star outfielder Tony Conigliaro. The award is presented to a Major Leaguer who has overcome adversity through the attributes of spirit, determination and courage that were trademarks of Tony C. A special panel composed of the media, members of the MLB office, Tony's brothers Billy and Richie, and a fan make the selection. The presentation takes place at the Boston BBWA dinner in January.

The 2012 recipient was knuckleball RHP **R.A. Dickey**. In 2012 with the New York Mets he compiled a 20-6 record in 34 games with a 2.73 ERA to win the NL Cy Young Award. Dickey spent parts of 14 seasons in the minors after he was drafted by the Texas Rangers in 1996. Doctors discovered he did not have an ulnar collateral ligament in his right arm, and he didn't begin his pro career until 1997 when he was in 8 games for Single-A Charlotte. He then spent most of the next 12 years in the minors with occasional outings for Texas and Seattle. Three years ago, he was the 1st cut by the New York Mets during Spring Training. The 1st winner was Royals OF **Jim Eisenreich**, who overcame a neurological movement disorder, Tourette Syndrome, to become a productive performer after being out of baseball for 2 1/2 years. **Bret Saberhagen**, as a Red Sox, won the honor in 1998. After reconstructive surgery in May 1996 months of intensive rehab proved futile. He missed the 1996 season and was signed in Nov. '96 by the Red Sox. He made his 1st start in 2 years on 8/22/97. In 1998 he was 15-8, 3.96 in 31 starts. Red Sox LHP **Jon Lester** was the 2007 award recipient. After undergoing treatment for anaplastic large cell lymphoma, which was diagnosed in August, 2006, and being declared cancer-free that December, Lester returned to the Major Leagues on July 23, 2007. He went 4-0 in 12 apps/11 starts the rest of the season. He made 2 relief appearances in the 2007 ALCS including 3.0 scoreless IP in a Game 4 loss. Jon started and won the decisive WS Game 4 (5.2 scoreless IP) at COL as the Red Sox won their 2nd WS title in 4 seasons.

Conigliaro died 2/24/1990 after an 8-year struggle to return from a massive heart attack that left him severely handicapped. Tony signed with the Red Sox in 1963 after graduation from St. Mary's High School in Lynn, MA. In his only minor league season he hit .363 with 24 HR and 74 RBI in 83 games for Wellsville, earning New York-Penn League MVP Rookie of the Year honors. He broke in with the Red Sox in 1964, hit a HR in his 1st at-bat at Fenway Park, and finished with a .290 AVG and 24 HR to earn an All-Rookie selection. Tony became the youngest player to lead a ML in HR when he hit 32 in 1965 and the youngest AL player to reach 100 career HR. Mel Ott was the youngest in history at 22 years, 4 months and 10 days. Tony was 2nd-youngest (22 years, 6 months and 16 days). His career was tragically shortened when he was hit in the face by a pitch at Fenway Park 8/18/1967. He made a dramatic comeback in 1969, hit 56 HR with 198 RBI in 2 years, but he was never the same player. Conigliaro spent 1971 with the Angels and was out of baseball until he tried another comeback with the Red Sox in 1975. After an excellent Spring Training he made the regular season roster and got the team's 1st hit of that season and later the club's 1st HR. He was outrighted to Triple-A Pawtucket in mid-June and retired shortly thereafter.

YEAR	PLAYER	TEAM	YEAR	PLAYER	TEAM	YEAR	PLAYER	TEAM
1990	Jim Eisenreich.....	KC	1999	Mike Lowell	FLA	2006	Freddy Sanchez.....	PIT
1991	Dickie Thon	PHI	2000	Kent Mercker	ANA	2007	Jon Lester.....	BOS
1992	Jim Abbott	CAL		Tony Saunders	FLA	2008	Rocco Baldelli	TB
1993	Bo Jackson	CWS	2001	Jason Johnson	BAL	2001	Jason Johnson	BAL
1994	Mark Leiter	CAL		Graeme Lloyd	MON	2009	Chris Carpenter.....	STL
1995	Scott Radinsky	CWS	2002	Jose Rijo	CIN	2010	Joaquin Benoit.....	TB
1996	Curtis Pride.....	DET	2003	Jim Mecer.....	OAK	2011	Tony Campana.....	CHC
1997	Eric Davis.....	BAL	2004	Dewon Brazelton.....	TB	2012	R.A. Dickey	NYM
1998	Bret Saberhagen.....	BOS	2005	Aaron Cook	COL			

THE HUTCH AWARD

The Hutch Award has been given annually to the Major League player who best exemplifies the character, fighting spirit and competitive desire of the late pitcher (Detroit 1939-53) and manager (Tigers, Cardinals, Reds), Fred Hutchinson. The award, which sits in the Baseball Hall of Fame in Cooperstown, NY, was instituted in 1965 and is sponsored by the Fred Hutchinson Cancer Research Center in Seattle, WA. Five Red Sox players have received the award: Carl Yastrzemski in 1967, Tony Conigliaro in 1970, Andre Dawson in 1994, Mark Loretta in 2006 and Jon Lester in 2008. Mickey Mantle was the first recipient in 1965.

RED SOX IN THE ALL-STAR GAME

Luis Alicea, coach (1)	2008
Mike Andrews, second base (1)	1969
Luis Aparicio, shortstop (2)	1971, 72
Tony Armas, outfield (1)	1984
Del Baker, coach (1)	1947
Jason Bay, outfielder (1)	2009
Josh Beckett, pitcher (3)	2007, 2009, 2011
Gary Bell, pitcher (1)	1968
Adrian Beltre, third base (1)	2010
Wade Boggs, third base (8)	1985, 86, 87, 88, 89, 90, 91, 92
Lou Boudreau, coach (1)	1953
Eddie Bressoud, shortstop (1)	1964
Tom Brewer, pitcher (1)	1956
Don Bryant, coach (1)	1976
Clay Buchholz, pitcher (1)	2010
Tom Burgmeier, pitcher (1)	1980
Ellis Burks, outfielder (1)	1990
Rick Burleson, shortstop (3)	1977, 78, 79
Bill Campbell, pitcher (1)	1977
Mark Clear, pitcher (1)	1982
Roger Clemens, pitcher (5)	1986, 88, 90, 91, 92
Matt Clement, pitcher (1)	2005
Eddie Collins, coach (1)	1933
Tony Conigliaro, outfielder (1)	1967
Scott Cooper, third base (2)	1993, 94
Roger Cramer, outfielder (4)	1937, 38, 39, 40
Joe Cronin, manager, coach, shortstop (10)	1935, 36, 37, 38, 39, 40*, 41, 44, 47*, 83†
Ray Culp, pitcher (1)	1969
Tom Daley, coach (1)	1940
Johnny Damon, outfielder (2)	2002, 2005
Dom DiMaggio, outfielder (7)	1941, 42, 46, 49, 50, 51, 52
Joe Dobson, pitcher (1)	1948
Bobby Doerr, second base (10)	1941, 42, 43, 44, 46, 47, 48, 50, 51, 88†
J.D. Drew, outfielder (1)	2008
Walter Dropo, first base (1)	1950
Dennis Eckersley, pitcher (1)	1982
Jacoby Ellsbury, outfielder (1)	2011
Dwight Evans, outfielder (3)	1978, 81, 87
Carl Everett, outfielder (1)	2000
John Farrell, coach (1)	2008
Rick Ferrell, catcher (4)	1933, 34, 35, 36
Dave Ferriss, pitcher (1)	1946
Lou Finney, outfielder (1)	1940
Bill Fischer, coach (1)	1987
Carlton Fisk, catcher (8)	1972, 73, 74, 76, 77, 78, 80, 99†
Mike Fornieles, pitcher (1)	1961 (1st G)
Pete Fox, outfielder (1)	1944
Jimmie Foxx, third base, first base (6)	1936, 37, 38, 39, 40, 41
Terry Francona, manager (2)	2005*, 2008*
Nomar Garciaparra, shortstop (5)	1997, 99, 00, 02, 03
Rich Gedman, catcher (2)	1985, 86
Adrian Gonzalez, first base (1)	2011
Billy Goodman, first base, second base (2)	1949, 53
Tom Gordon, pitcher (1)	1998
Mike Greenwell, outfielder (2)	1988, 89
Lefty Grove, pitcher (5)	1935, 36, 37, 38, 39
DeMarlo Hale, coach (1)	2008
Erik Hanson, pitcher (1)	1995
Ken Harrelson, outfielder (1)	1968
Mickey Harris, pitcher (1)	1946
Bill Haselman, coach (1)	2005

Bold Red indicates selected to start game

*Manager, AL Team

†Honorary AL Captain Teams chosen by vote of fans 1947 thru 1957 and 1970 on; 2 games were played 1959-62

RED SOX IN THE ALL-STAR GAME, CONTINUED

Mike Higgins, coach (1)	1961 (2nd G)
Shea Hillenbrand, third base (1)	2002
Tex Hughson, pitcher (3)	1942, 43, 44
Bruce Hurst, pitcher (1)	1987
Ron Jackson, coach (1)	2005
Jackie Jensen, outfielder (2)	1955, 58
Bob Johnson, outfielder (1)	1944
Darrell Johnson, manager (1)	1976*
Lynn Jones, coach (1)	2005
Oscar Judd, pitcher (1)	1943
George Kell, third base (2)	1952, 53
Bill Lee, pitcher (1)	1973
Jon Lester, pitcher (2)	2010, 2011
Jim Lonborg, pitcher (1)	1967
Mark Loretta, second base (1)	2006
Derek Lowe, pitcher (2)	2000, 2002
Mike Lowell, third base (1)	2007
Fred Lynn, outfielder (6)	1975, 76, 77, 78, 79, 80
Dave Magadan, coach (1)	2008
Frank Malzone, third base (8)	1957, 58, 59, 59, 60, 60, 63, 64
Felix Mantilla, second base (1)	1965
Pedro Martinez, pitcher (4)	1998, 99 , 2000, 2002
Victor Martinez, catcher (1)	2010
John McNamara, manager, coach (2)	1986, 87*
Brad Mills, coach (2)	2005, 2008
Bill Monbouquette, pitcher (4)	1960 , 60, 62 (1st G), 63
Joe Morgan, coach (1)	1989
Jerry Moses, catcher (1)	1970
Jose Offerman, second base (1)	1999
Hideki Okajima, pitcher (1)	2007
David Ortiz, designated hitter, first base (8)	2004, 2005, 2006, 2007 , 2008, 2010, 2011, 2012
Jonathan Papelbon, pitcher (4)	2006, 2007, 2008, 2009
Mel Parnell, pitcher (2)	1949 , 51
Dustin Pedroia, second base (3)	2008 , 2009, 2010
Johnny Pesky, shortstop, coach (2)	1946 , 63
Rico Petrocelli, shortstop (2)	1967, 69
Jimmy Piersall, outfielder (2)	1954, 56
Dick Radatz, pitcher (2)	1963, 64
Manny Ramirez, outfielder (8)	2001, 2002, 2003, 2004, 2005, 2006 , 2007, 2008
Jeff Reardon, pitcher (1)	1991
Jerry Remy, second base (1)	1978
Jim Rice, outfielder, coach (9)	1977, 78, 79, 80, 83, 84, 85 , 86, 99
Pete Runnels, first base, second base (5)	1959, 59, 60, 60, 62 (2nd G)
Jose Santiago, pitcher (1)	1968
Curt Schilling, pitcher (1)	2004
Don Schwall, pitcher (1)	1961 (2nd G)
George Scott, first base (2)	1966 , 77
Sonny Siebert, pitcher (1)	1971
Reggie Smith, outfielder (2)	1969, 72
Bob Stanley, pitcher (2)	1979, 83
Vern Stephens, shortstop, third base (4)	1948, 49, 50, 51
Frank Sullivan, pitcher (2)	1955, 56
Dale Sveum, coach	2005
Birdie Tebbetts, catcher (2)	1948, 49
Luis Tiant, pitcher (2)	1974, 76
Gary Tuck, coach (1)	2008
Ugueth Urbina, pitcher (1)	2002
Jason Varitek, catcher (2)	2003, 2005
Mo Vaughn, first base (3)	1995, 96, 98
Mickey Vernon, first base (1)	1956
Hal Wagner, catcher (1)	1946
Tim Wakefield, pitcher (1)	2009
Dave Wallace, coach	2005

Bold Red indicates selected to start game

*Manager, AL Team

†Honorary AL Captain Teams chosen by vote of fans 1947 thru 1957 and 1970 on; 2 games were played 1959-62

RED SOX IN THE ALL-STAR GAME, CONTINUED

Sammy White, catcher (1).....	1953
Dick Williams, manager (1).....	1968*
Jimmy Williams, coach (1)	1999
Ted Williams, OF (18).....	1940, 41, 42, 46, 47, 48, 49, 50, 51, 54, 55, 56, 57, 58, 59, 59, 60, 60
Carl Yastrzemski, OF, first base (19). 1963, 65, 66, 67, 68, 69, 70, 71, 72, 73, 74, 75, 76, 77, 78, 79, 82, 83, 89†	1946
Rudy York, first base (1).....	1946
Kevin Youkilis, first base, third base (3).....	2008, 2009, 2011
Don Zimmer, coach (1).....	1978

Bold Red indicates selected to start game

*Manager, AL Team

†Honorary AL Captain Teams chosen by vote of fans 1947 thru 1957 and 1970 on; 2 games were played 1959-62

ALL-STAR GAME HOME RUNS BY RED SOX

PLAYER	DATE	WHERE	INN.	ON BASE	PITCHER
Ted Williams	7/8/41	DET	9th	2	Claude Passeau
Bobby Doerr	7/13/43	PHI (AL)-a	2nd	2	Mort Cooper
Ted Williams	7/9/46	Fenway	4th	0	Kirby Higbe
Ted Williams	7/9/46	Fenway	8th	2	Rip Sewell
Ted Williams	7/10/56	WAS-b	6th	1	Warren Spahn
Frank Malzone	8/3/59	LAD-c	2nd	0	Don Drysdale
Pete Runnels	7/30/62	CHC	3rd	0	Art Mahaffey
Carl Yastrzemski (PH)	7/15/75	MIL	6th	2	Tom Seaver
Fred Lynn	7/13/76	PHI (NL)	4th	0	Tom Seaver
George Scott	7/19/77	NYN	9th	1	Rich Gossage
Fred Lynn	7/17/79	SEA	1st	1	Steve Carlton
Fred Lynn	7/8/80	LAD-d	5th	1	Bob Welch
Jim Rice	7/6/83	CWS	3rd	0	Atlee Hammaker
Wade Boggs	7/11/89	ANA	1st	0	Rick Reuschel
Manny Ramirez	7/13/04	HOU	1st	1	Roger Clemens
David Ortiz	7/13/04	HOU	6th	1	Carl Pavano
J.D. Drew	7/15/08	NYN	7th	1	Edinson Volquez
Adrian Gonzalez	7/12/11	ARIZ	4th	0	Cliff Lee

a-Shibe Park

b-Griffith Stadium

c-LA Coliseum

d-Dodger Stadium

RED SOX PITCHERS WHO HAVE STARTED THE ALL-STAR GAME

PITCHER	YEAR/CITY	DEC.	IP	H	R	ER	BB	SO
Lefty Grove	1936/Boston (NL)	Lost	3.0	3	2	2	2	2
Mel Parnell	1949/Brooklyn	ND	†1.0	3	3	3	1	1
Bill Monbouquette	1960/Kansas City	Lost	2.0	5	4	4	0	2
Dennis Eckersley	1982/Montreal	Lost	3.0	2	3	3	2	1
Roger Clemens*	1986/Houston	Won	3.0	0	0	0	0	2
Pedro Martinez*	1999/Boston	Won	2.0	0	0	0	0	5
Derek Lowe	2002/Milwaukee	ND	2.0	2	1	1	0	0

*Selected MVP

†Faced 3 batters in 2nd inning

MOST HITS IN AN ALL-STAR GAME

Ted Williams and Carl Yastrzemski are tied with Joe Medwick for most hits in an All-Star Game with 4. Williams had his 4 (2 singles, 2 home runs) on 7/9/1946 at Fenway Park in an American League 12-0 win. Yastrzemski hit 3 singles and a double 7/14/1970 in Cincinnati in a 12-inning, 5-4 National League win. He was named Outstanding Player of the game.

ALL-STAR GAMES AT FENWAY PARK

On 7/13/1999, the Red Sox hosted the 3rd All-Star Game ever to be played at Fenway Park. The American League defeated the National League, 4-1, as Pedro Martinez, the eventual MVP of the Mid-Summer Classic, started and struck out 5 of the 1st 6 batters he faced for the win.

Fenway Park was the site of the 2nd All-Star Game played in 1961. That game featured solid pitching by both sides and ended in a 1-1 tie that was called after 9 innings and a 30-minute rain delay. The Tigers' Rocky Colavito hit a 1st-inning home run for the AL, which managed only 4 hits in the game. The Nationals' only run scored on an RBI single by the Cardinals' Bill White off Red Sox rookie Don Schwall, who allowed all 5 NL hits in 3.0 innings. The other Red Sox representative at the '61 game at Fenway was manager Mike Higgins, who served as a coach.

The 1st game held at Fenway was on 7/9/1946 after a 1-year hiatus due to World War II-related travel restrictions. The American League defeated the National League, 12-0, in a game highlighted by the hitting heroics of Ted Williams. Williams delivered 2 home runs, 2 singles and a walk in his 5 at-bats scoring 4 runs and driving in 5. The AL had 14 hits, the NL 3. In addition to Williams, 7 other Red Sox were AL All-Stars in '46: Johnny Pesky, Dom DiMaggio, Bobby Doerr, Rudy York, Hal Wagner, Dave Ferriss and Mickey Harris.

1945 ALL-STAR REPLACEMENT GAME

The 1945 All-Star Game was scheduled for Fenway Park. However, due to the on-going war in Europe and with Japan, the game was cancelled, the only year no game has been played since the series began in 1933.

On 7/9-10/1945, there were 9 exhibitions played with proceeds going to benefit various war relief efforts. On 7/9, games were played at Chicago's Comiskey Park (Cubs vs. White Sox), New York's Polo Grounds (Yankees vs. Giants), in Great Lakes, IL (Athletics vs. Great Lakes Navy Team), in Cleveland (Reds vs. Indians) and Indiantown Gap, PA (Pirates vs. Indiantown Gap Army Team). The biggest crowds were 47,144 in Chicago and 41,267 in New York.

On 7/10, games were played at Washington's Griffith Stadium (Dodgers vs. Senators), St. Louis' Sportsman's Park (Cardinals vs. Browns), Boston's Fenway Park (Braves vs. Red Sox) and Philadelphia's Shibe Park (Phillies vs. Athletics). The highest attendance figures were in Washington (28,791) and St. Louis (24,113).

The only ML team that didn't play was Detroit, who was denied permission to travel to Pittsburgh by the U.S. Government. The Pirates therefore played a U.S. Army team. The A's played a game each day in 2 locations.

The game at Fenway Park drew 22,809 plus 846 servicemen and women and raised \$70,000 for the United War Fund. New Commissioner Senator A.B. "Happy" Chandler, made his 1st official visit to Boston and took part in the 1st-pitch ceremonies with Massachusetts Governor Maurice Tobin.

The Red Sox won the game, 8-1, behind rookie pitching star Dave Ferriss and 3 hits, including a home run, by rightfielder George "Catfish" Metkovich.

1945 ALL-STAR REPLACEMENT GAME BOX SCORE

Braves	0	0	0	0	0	0	1	0	0	--	1	7	0
Red Sox	0	2	2	0	0	2	1	1	x	--	8	13	0

Braves - Javery (L), Hutchings (4), J. Tobin (5), Hutchinson (7) and Masi

Red Sox - Ferriss (W), Heflin (4), Hausmann (7) and Garbark, Walters (4)

HR - Metkovich

T - 1:42; Att.- 22,809

Special thanks to Walt Wilson of the Society for American Baseball Research (SABR) and the *Boston Globe* sports department for the information on the 1945 All-Star replacement games.



Ted Williams waved to the crowd at the 1999 All-Star Game.

RED SOX HALL OF FAME/COOPERSTOWN

Since its inception in 1995, the Red Sox Hall of Fame has recognized the outstanding careers of former Red Sox players and managers. A 16-member selection committee made up of Red Sox broadcasters and executives, past and present media personnel, and representatives from The Sports Museum of New England and the BoSox Booster Club is responsible for electing candidates. The feats of non-uniformed Red Sox executive personnel are also considered for induction. A memorable moment in Red Sox history is recognized as well for its special significance. To be eligible for nomination, players/managers must have spent at least 3 years with the Red Sox and must have been out of uniform as an active player/manager at least 3 years. Non-uniformed personnel selected and the memorable moment will be chosen only by a unanimous vote of the Selection Committee. The next Red Sox Hall of Fame induction will be in 2014.

The Red Sox Hall of Fame's 1995 inaugural class of 16 included 8 inductees who had previously been elected to the National Baseball Hall of Fame. The names of all 16 Red Sox Hall of Fame inductees who had been enshrined in Cooperstown prior to becoming Red Sox Hall of Famers are in boldface below.

RED SOX HALL OF FAMERS

NAME	POSITION	INDUCTED	YEARS WITH BOSTON
Barrett, Marty	2B	2012	1982-90
Boggs, Wade*	3B	2004	1982-92
Bresciani, Dick	Executive	2006	1972-
Burks, Ellis	CF	2012	1987-92, 2004
Burleson, Rick	SS	2002	1974-80
Carrigan, Bill	C/Manager	2004	1906, 1908-16, 1927-29
Coleman, Ken	Broadcaster	2000	1966-74, 1979-89
Collins, Eddie*	Executive	2006	1933-51
Collins, Jimmy*	3B/Manager	2004	1901-07
Conigliaro, Tony	RF	1995	1964-67, 1969-70, 1975
Cronin, Joe*	SS/Manager	1995	1935-47
Digby, George	Scout	2008	1944-94
DiMaggio, Dom	CF	1995	1940-42, 1946-53
Dobson, Joe	RHP	2012	1941-43, 1946-50, 1954
Doerr, Bobby*	2B/Coach	1995	1937-51, 1967-69
Eckersley, Dennis*	RHP	2004	1978-84, 1998
Evans, Dwight	RF/Coach	2000	1972-90, 2002
Ferrell, Rick*	C	1995	1933-37
Ferrell, Wes	RHP	2008	1934-37
Ferriss, Boo	RHP/Coach	2002	1945-50, 1955-59
Fisk, Carlton*	C	1997	1969, 1971-80
Fox, Jimmie*	1B	1997	1936-42
Gardner, Larry	3B	2000	1908-17
Goodman, Billy	INF/OF	2004	1947-57
Gorman, Lou	Executive	2002	1984-11
Gowdy, Curt*%	Broadcaster	2000	1951-65
Greenwell, Mike	LF	2008	1985-96
Grove, Lefty*	LHP	2002	1934-41
Harper, Tommy	OF/Coach	2010	1972-74, 1980-85, 2000
Harrington, John	Executive	2002	1973-02
Hooper, Harry*	RF	1997	1909-20
Hughson, Tex	RHP	2002	1941-44, 1946-49
Hurst, Bruce	LHP	2004	1980-88
Kasko, Eddie	SS/Manager/Executive	2010	1966-94
Kenney, Sr., Ed	Executive	2008	1948-91
Kinder, Ellis	RHP	2006	1948-55
Jensen, Jackie	RF	2000	1954-59, 1961
Lee, Bill	LHP	2008	1969-78
Leonard, Dutch	LHP	2012	1913-18
Lewis, Duffy	LF	2002	1910-17
Lonborg, Jim	RHP	2002	1965-71
Lynn, Fred	CF	2002	1974-80
Malzone, Frank	3B	1995	1955-65
Martin, Ned	Broadcaster	2000	1961-92
Monbouquette, Bill	RHP	2000	1958-65
Mondor, Ben	PawSox Owner	2004	1977-10
Mooney, Joe	Groundskeeper	2012	1970-

*Elected to Cooperstown Hall of Fame.

%Curt Gowdy was awarded the Ford C. Frick Award in 1984.

RED SOX HALL OF FAMERS (CONT.)

NAME	POSITION	INDUCTED	YEARS WITH BOSTON
Morgan, Joe	Coach/Manager	2006	1988-91
O'Connell, Dick	Executive	1997	1949-77
Parnell, Mel	LHP	1997	1947-56
Pennock, Herb*	LHP/Coach	1995	1915-22, 1934, 1936-39
Pesky, Johnny	SS/3B/Coach	1995	1942, 1946-52, 1975-84
Petrocelli, Rico	SS/3B	1997	1963, 1965-76
Piersall, Jimmy	CF	2010	1950, 1952-58
Radatz, Dick	RHP	1997	1962-66
Remy, Jerry	2B	2006	1978-84
Rice, Jim*	LF/Coach	1995	1974-89, 1995-2000
Ruffing, Red*	RHP	1995	1924-30
Runnels, Pete	1B/2B/Coach	2004	1958-62, 1965-66
Ruth, Babe*	LHP/OF	1995	1914-19
Scott, Everett	SS	2008	1914-21
Scott, George	1B	2006	1966-71, 1977-79
Smith, Reggie	CF/RF	2000	1966-73
Speaker, Tris*	CF	2000	1907-15
Stanley, Bob	RHP	2000	1977-89
Stephens, Vern	SS	2006	1948-52
Sullivan, Frank	RHP	2008	1953-60
Sullivan, Haywood	C/Executive	2004	1966-93
Taylor, John I.	Owner	2012	1904-11
Tiant, Luis	RHP	1997	1971-78
Valentin, John	SS/3B	2010	1992-01
Vaughn, Mo	1B	2008	1991-98
Williams, Dick*	OF/Manager	2006	1963-64, 1967-69
Williams, Ted*	LF	1995	1939-60
Wood, Smoky Joe	RHP	1995	1908-15
Yastrzemski, Carl*	LF	1995	1961-83
Yawkey, Jean	Owner	1995	1976-92
Yawkey, Tom*	Owner	1995	1933-76
Young, Cy*	RHP	1997	1901-08
Zimmer, Don	Coach/Manager	2010	1974-80, 1992

*Elected to Cooperstown Hall of Fame.



In 2012, the Red Sox Hall of Fame welcomed Marty Barrett, Ellis Burks, Joe Dobson, Dutch Leonard, Curt Schilling, Joe Mooney and John I. Taylor. The surviving members of the newly inducted were joined by other existing members of the Red Sox Hall of Fame for a photo: (L to R) Dick Bresciani, Burks, Tommy Harper, Frank Malzone, Mooney, John Harrington (in rear: Schilling, Jim Lonborg), Bill Monbouquette, Jerry Remy, (seated: Johnny Pesky), Jim Rice, Barrett and Joe Morgan.

RED SOX HALL OF FAME MOST MEMORABLE MOMENTS

YEAR	MOMENT
2012	Final game of 1967 season (10/1) when Red Sox clinched the pennant, featuring Carl Yastrzemski and Jim Lonborg.
2010	Tom Brunansky's sliding catch vs. CWS to end the season and clinch the AL East on 10/3/1990.
2008	Ted Williams' last HR on his final at-bat, 9/28/1960 at Fenway Park.
2008	Curt Schilling's 10/19/2004 ALCS Game 6 win in Yankee Stadium.
2006	Dave Roberts' 9th-inning stolen base in Game 4 of the 2004 ALCS in Fenway Park.
2004	Bernie Carbo's 2-out, pinch-hit, game-tying, 3-run HR in the 8th inning of Game 6 in the 1975 WS vs. the Cincinnati Reds in Fenway Park.
2002	Earl Wilson's no-hit game vs. the Los Angeles Angels on 6/26/1962 in Fenway Park, the 1st by an African American in AL history.
2000	Dave Henderson's 9th-inning, 2-out, go-ahead HR in Game 5 of the 1986 ALCS in Anaheim.
1997	Carlton Fisk's 12th-inning, winning HR in Game 6, the 1975 WS vs Cincinnati.
1995	Roger Clemens' 1st ML record 20-K game 4/29/1986 vs. Seattle in Fenway Park.

OTHER RED SOX IN COOPERSTOWN

A number of other Hall of Famers wore Red Sox uniforms:

PLAYER	POSITION	RED SOX YEARS	GAMES	INDUCTED
Jesse Burkett	OF	1905	149	1946
Jack Chesbro	P	1909	1	1946
Al Simmons	OF	1943	40	1953
Heinie Manush	OF	1936	82	1964
Waite Hoyt	P	1919-20	35	1969
Lou Boudreau	SS	1951-52	86	1970
George Kell	2B-OF	1952-54	235	1983
Juan Marichal	P	1974	11	1983
Luis Aparicio	SS	1971-73	367	1984
Ferguson Jenkins	P	1976-77	58	1991
Tom Seaver	P	1986	16	1992
Orlando Cepeda	DH	1973	142	1999
Tony Perez	1B	1980-82	304	2000
Rickey Henderson	OF	2002	72	2009
Andre Dawson	OF	1993-94	196	2010

In addition to Jimmy Collins and Joe Cronin, 9 other Cooperstown Hall of Famers have managed the Red Sox:

MANAGER	RED SOX YEARS	GAMES	INDUCTED
Cy Young	1907	6	1937
Hugh Duffy	1921-22	308	1945
Frank Chance	1923	154	1946
Ed Barrow	1918-20	418	1953
Joe McCarthy	1948-50	369	1957
Lou Boudreau	1952-54	463	1970
Bucky Harris	1934	153	1975
Billy Herman	1964-66	310 (includes 2 gms as interim mgr. in 1964)	1975
Dick Williams	1967-69	477	2008

RETIRED NUMBERS

The Red Sox 1st wore numbers on their uniforms in 1931. The Red Sox' policy on retiring uniform numbers is based on the following criteria: 1) Election to the National Baseball Hall of Fame, 2) At least 10 years played with the Red Sox and 3) Finish his career with the club. In 1997 the Red Sox retired No. 42, joining the rest of MLB in honoring the legacy of Jackie Robinson. Johnny Pesky, who is not in the National Baseball Hall of Fame, is the only exception to these rules.



4-JOE CRONIN, SS-Mgr.

Born: October 12, 1906 in San Francisco, CA
Died: September 7, 1984 in Osterville, MA
Batted/Threw: Right/Right
Number formally retired: May 29, 1984

Red Sox Player: 1935-45
Red Sox Manager: 1935-47
Red Sox GM: 1948-58

PLAYING RECORD

	AVG	G	AB	R	H	2B	3B	HR	TB	RBI	BB	SO	SB
Red Sox Totals	.300	1134	3892	645	1168	270	44	119	1883	737	585	408	31
Major League Totals	.301	2124	7579	1233	2285	515	118	170	3546	1424	1059	700	87

MANAGERIAL RECORD

	W	L	PCT
Red Sox Totals	1071	916	.539
Major League Totals	1236	1055	.540

CAREER HIGHLIGHTS

1st modern-day player to become a league president...Compiled a .301 batting AVG in 20 major league seasons...Participated in 12 All-Star Games for AL: player in 6 (1933-35-37-38-39-41), player/manager in 1 (1934), manager in 2 (1940 and 1947), coach in 2 (1936 and 1944), & Honorary Captain in 1 (1983)...The AL won 9 of the 12 games in which he took part...Spent 24 seasons with Red Sox as player, manager and general manager...Managed the Red Sox for 13 seasons (1935-47), most in team history...Leads all Red Sox managers with 1,071 wins (Mike Higgins is 2nd with 543)...Member of Pirates' 1927 World Series team but did not play; ...AL MVP in 1930 at the age of 23 with Senators...Led AL in triples in 1932; led AL in doubles in 1933 and 1938...Managed Senators to AL pennant in first season as player/manager in 1933...Sold to Red Sox after 1934 season for \$250,000 (a tremendous amount in the Depression era) (Red Sox also sent SS Lyn Lary to Washington to complete deal)...In 1940, was named to manage AL All-Star team after league officials ruled Yankees manager Joe McCarthy had managed too many consecutive games (4)...Became 1st player to hit pinch homers in both games of a doubleheader, June 17, 1943 (in a stretch when he hit three 3-run pinch homers in 4 at-bats)...Holds AL record with 5 pinch-hit home runs in 1943...Playing career ended with a broken leg at Yankee Stadium, 4/19/1945...Managed Red Sox to AL pennant in 1946...Promoted to Red Sox general manager, 9/29/1947...Elected to National Baseball HOF in 1956...Named AL President, 1/31/1959...Named AL Chairman, 1/1/1974...Formally inducted into the Red Sox Hall of Fame, 11/1/1995.



1-Bobby DOERR, 2B

Born: April 7, 1918 in Los Angeles, CA
Batted/Threw: Right/Right
Number formally retired: May 21, 1988

Red Sox Player: 1937-44, '46-'51
Red Sox Coach: 1967-69

PLAYING RECORD

	AVG	G	AB	R	H	2B	3B	HR	TB	RBI	BB	SO	SB
Red Sox Totals	.288	1865	7093	1094	2042	381	89	223	3270	1247	809	608	54
Major League Totals	.288	1865	7093	1094	2042	381	89	223	3270	1247	809	608	54

CAREER HIGHLIGHTS

Ranks among all-time Red Sox leaders in runs, hits, singles, doubles, triples, home runs, RBI, walks, sacrifice hits, extra-base hits, total bases and times on base...Named to All-Star Game 9 times (5 times as starter)...Played 14 seasons with the Red Sox (1937-44, 1946-51), before retiring due to back injury...Had 6 100-RBI seasons, the last in 1950; it would be 25 years before another 2nd baseman would drive in 100 runs (Joe Morgan in 1975)...Led AL with a .528 SLG in 1944...Named *The Sporting News* AL Player of the Year in 1944...Only Red Sox to hit for cycle twice (5/17/44 vs. St. Louis, 5/13/47 vs. Chicago)...Hit .409 (9-22) in 1946 World Series to lead team...Had a home run and 2 RBI in 1948 one-game AL playoff vs. Cleveland...Tied Dom DiMaggio for AL lead with 11 triples in 1950...Coached for Red Sox (1967-69) and Blue Jays (1977-81)...Elected to National Baseball Hall of Fame in 1986...Named AL Honorary Captain for the 1988 All-Star Game...Formally inducted into the Red Sox Hall of Fame, 11/1/1995.



27-CARLTON FISK, C

Born: December 26, 1947 in Bellows Falls, VT

Red Sox Player: 1969, 1971-80

Batted/Threw: Right/Right

Number formally retired: September 4, 2000

PLAYING RECORD

	AVG	G	AB	R	H	2B	3B	HR	TB	RBI	BB	SO	SB
Red Sox Totals	.284	1078	3860	627	1097	207	33	162	1856	568	389	588	61
Major League Totals	.269	2499	8756	1276	2356	421	47	376	3999	1330	849	1386	128

CAREER HIGHLIGHTS

Caught more games (2,226) and hit more HR (351 of career 376) than any catcher in ML history...After 24 seasons, retired as 1 of 3 catchers in ML history with 300 HR, 1,000 runs scored and 1,000 RBI...Was all-time Red Sox leader in games caught, 990, until broken by Jason Varitek in 2006 and second in putouts, 5,111...Overall appeared in 11 All-Star Games, his last in 1991 at the age of 43...A 7-time All-Star (1972-74, 76-78, 80) for Boston, he was voted to start 4 times as a Red Sox...1st unanimous winner of the AL Rookie of the Year Award in 1972...Tied for AL in triples with 9 in 1972...Won the 1972 AL Rawlings Gold Glove Award for defensive excellence...Hit game-winning 12th-inning home run in Game 6 of the 1975 World Series, remembered as 1 of the most dramatic moments in baseball history...Became just the 5th catcher in major league history to score and drive in 100 or more runs in 1977, when he hit .315 with 106 runs scored and 102 RBI...Set the ML record in 1977 with only 4 passed balls in 151 games (broken by Gary Carter, 1 with Montreal in 1978)...Inducted into the Boston Red Sox Hall of Fame on 9/8/1997...Named AL Honorary Captain for the 1999 Game at Fenway Park...Became the 13th catcher to be inducted into the National Baseball Hall of Fame in Cooperstown, NY on 7/23/2000.



6-JOHNNY PESKY, SS-3B

Born: February 27, 1919 in Portland, OR

Red Sox Player: 1942, 1946-52

Died: August 13, 2012 in Danvers, MA

Red Sox Manager: 1963-64, '80

Batted/Threw: Left/Right

Red Sox Broadcaster: 1969-74

Number formally retired: September 28, 2008

Red Sox Coach: 1975-84

PLAYING RECORD

	AVG	G	AB	R	H	2B	3B	HR	TB	RBI	BB	SO	SB
Red Sox Totals	.313	1029	4085	776	1277	196	46	13	1604	361	581	189	48
Major League Totals	.307	1270	4745	867	1455	226	50	17	1820	404	662	218	53

MANAGERIAL RECORD

	W	L	PCT
Red Sox Totals	147	179	.451
Major League Totals	147	179	.451

CAREER HIGHLIGHTS

Ranks among Boston's career leaders in OBP, runs and at-bats per strikeout...Ranks 8th with all-time .313 AVG with Red Sox (min. 2000 PA)...Led AL with over 200 hits in 1st 3 Red Sox seasons, 1st ML player to do so...Led ML with 205 hits, club rookie record until Garciaparra's 209 in 1997...3, 200-hit seasons were Red Sox record until surpassed by Boggs (7) and Rice (4)...Batted .331 in rookie 1942 season, 2nd behind Ted Williams (.356) in the AL...Set an AL record 6 runs 5/8/1946 vs. Chicago...Coached Triple-A Denver in 1955 and managed in the Detroit system with 5 teams, 1956-60...Spent part of 1959 managing the Cinco Estrellas of the Nicaraguan Winter League...Managed the Seattle Rainiers of the Pacific Coast League in Red Sox system, 1961-62...Managed Boston 1963-64 and the last 5 games of 1980, compiling an overall 147-179 .451 record...Was a coach with the Pirates, 1965-67...Managed Pittsburgh's Triple-A Columbus club in 1968...Was Red Sox radio/TV analyst, 1969-74...Red Sox first base coach, 1975-84...Served as special assistant to Red Sox general manager, 1985-92...Interim manager at Triple-A Pawtucket for part of 1990 season...Served as special assistant for Red Sox player development, 1993-99...Inducted into the inaugural class of the Red Sox Hall of Fame in 1995...Named Red Sox special assignment instructor in 2000...Fenway Park's right-field foul pole officially dedicated Pesky Pole on 9/27/2006. 2012 was Pesky's 61st season with the Red Sox organization.



14-JIM RICE, LF

Born: March 8, 1953 in Anderson, SC
Batted/Threw: Right/Right
Number formally retired: July 28, 2009

Red Sox Player: 1974-89
Red Sox Coach: 1995-00

PLAYING RECORD

	AVG	G	AB	R	H	2B	3B	HR	TB	RBI	BB	SO	SB
Red Sox Totals	.298	2089	8225	1249	2452	373	79	382	4129	1451	670	1423	58
Major League Totals	.298	2089	8225	1249	2452	373	79	382	4129	1451	670	1423	58

CAREER HIGHLIGHTS

Ranks among all-time Red Sox leaders in runs, hits, singles, doubles, triples, home runs, runs batted in, walks, slugging pct., hits by pitch, extra base hits, total bases and times on base...An 8-time All-Star (1977-80, 80, 83-86), he was voted to start 4 times...Only AL player to reach 400 TB since 1937...Hit 20 or more home runs 11 times and drove in 100 runs 8 times...Had 2 3-HR games...Had 4 200-hit seasons; only player to have 3 straight 35-homer, 200-hit years (1977-79)...Led AL in total bases 3 straight years (1977-79) to tie Ted Williams and Ty Cobb for AL record...Led AL in total bases in 1977 (382), 1979 (369) and 1983 (344)...Led the ML in home runs (46), RBI (139), triples (15), total bases (406), hits (213) and slugging pct. (.600) in 1978; was the only player to lead either league in HR, 3B and RBI in same season...Named AL MVP and AL Player of the Year by The Sporting News in 1978...Led AL in at-bats (677), games (163) and extra-base hits (86) in 1978...Named to the AL All-Star team by The Sporting News, UPI and AP in 1978...Named winner of the Thomas A. Yawkey Red Sox MVP Award by the Boston Writers in 1978...Tied for AL lead in RBI (126) in 1983...Was Red Sox roving minor league hitting instructor, 1992-94...Inducted into the inaugural class of the Red Sox Hall of Fame in 1995...Was Red Sox hitting coach, 1995-2000...Selected as a coach for the 1999 All-Star Game at Fenway Park...Inducted into the Ted Williams Hitters Hall of Fame in 2001...Elected to National Baseball Hall of Fame in 2009.



9-TED WILLIAMS, LF

Born: August 30, 1918 in San Diego, CA
Died: July 5, 2002 in Inverness, FL
Batted/Threw: Left/Right
Number formally retired: May 29, 1984

Red Sox Player: 1939-42, 1946-60

PLAYING RECORD

	AVG	G	AB	R	H	2B	3B	HR	TB	RBI	BB	SO	SB
Red Sox Totals	.344	2292	7706	1798	2654	525	71	521	4884	1839	2021	709	24
Major League Totals	.344	2292	7706	1798	2654	525	71	521	4884	1839	2021	709	24

MANAGERIAL RECORD

	W	L	PCT
Major League Totals	273	364	.429

CAREER HIGHLIGHTS

Was an 18-time AL All-Star...Holds ML rookie records for most walks, 107, and RBI, 145...Hit a Red Sox record 17 grand slams...Tied for AL record with Babe Ruth and Reggie Jackson with 20 or more home runs in 16 seasons...Holds ML career record with .482 career on-base percentage...2nd all-time with a .634 career slugging percentage (Babe Ruth .690)...One of 3 players to have stolen bases in 4 decades, also Tim Lincecum, Sr. and Rickey Henderson...Holds ML record for most successive times reaching base safely, 16, in Sept. 1957 (2 1B, 4 HR, 9 BB, 1 HBP)...Holds ML record for most consecutive years leading in walks, 6...Led AL in total bases in 5 seasons (1939, 42, 46-47, 51)...Led AL in on-base percentage in 12 seasons (1940-42, 46-49, 51, 54, 56-58)...Led AL in walks in 8 seasons (1941-42, 46-49, 51, 54)...Led AL in slugging in 9 seasons (1941-42, 46-49, 51, 54, 57)...Led AL in batting in 6 seasons (1941-42, 47-48, 57-58)...Led AL in home runs in 4 seasons (1941-42, 47, 49)...*Sporting News* No. 1 Major League Player 5 times (1941-42, 47, 49, 57)...Won AL Triple Crown twice (1942, 47)...Hit for the cycle, 7/21/1946...Is the last ML player ever to hit .400 in a season with a .406 AVG in 1941...Named AL Most Valuable Player in 1946 and 1949...Hit 3 home runs in a game twice in 1957, 5/8 and 6/13 (also 7/14/1946)...Oldest player to win batting title with .388 AVG in 1957 at age 39...Won again in 1958 at age 40...Named Major League Baseball's Player of the Decade for the 1950's...Elected to National Baseball Hall of Fame in 1966...Named to starting outfield on Greatest Living Team, 1969...Voted Greatest Red Sox Player of all time by fans, 1969 and 1982...Managed Wash.-Texas, 1969-72 (Wash. - 219-264; Texas - 54-100)...Named Red Sox Consultant, Organizational Hitting Instructor, 1978...Member of Hall of Fame's Committee on Veterans, 1986-2002...Formally inducted into the Red Sox Hall of Fame, 11/1/1995.



8-CARL YASTRZEMSKI, LF-1B

Born: August 22, 1939 in Southampton LI, NY

Red Sox Player: 1961-83

Batted/Threw: Left/Right

Number formally retired: August 6, 1989

PLAYING RECORD

	AVG	G	AB	R	H	2B	3B	HR	TB	RBI	BB	SO	SB
Red Sox Totals	.285	3308	11988	1816	3419	646	59	452	5539	1844	1845	1393	168
Major League Totals	.285	3308	11988	1816	3419	646	59	452	5539	1844	1845	1393	168

CAREER HIGHLIGHTS

Set AL record with 3,308 games played, 11,988 at-bats and 13,990 plate appearances...1st AL player with 400 homers and 3,000 hits (Cal Ripken, Jr. reached the plateau in 2000)...Shares the ML record w/Brooks Robinson for playing 23 consecutive seasons with a single club...AL record 20 consecutive seasons with 100 or more games played...2nd player to get 100 hits in 22 years (with Ty Cobb), Pete Rose became the 3rd in 1984...Only player to collect 100 hits in his first 20 years...2nd to play in 100 games in 22 Years, AL Record (H. Aaron also 22, Rose ML Record, 23)...Was 19-time AL All-Star...Held AL record with 190 career intentional walks until mark was broken by George Brett (228)...Led AL outfielders in assists a record 7 times...Totaled 195 outfield assists in his career...Earned 7 Gold Glove Awards...Led AL in batting AVG in 1963 (.321), 1967 (.326) and 1968 (.301)...Led AL in slugging percentage in 1965 (.536), 1967 (.622) and 1970 (.592)...Led AL in total bases in 1967 (360) and 70 (335)...AL Most Valuable Player and Triple Crown winner in 1967...*Sporting News* AL Player of the Year, 1967...*Sporting News* No. 1 Major League Player, 1967...Selected Outstanding Player of 1970 All-Star Game...Led AL in sacrifice flies in 1972 (9) and 1977 (11)...Tied ML record with 5 homers in 2 consecutive games, 5/19-20/1976...Held Red Sox outfield record with 354 consecutive errorless chances, 7/28/1976-4/7/1978, until Coco Crisp exceeded the mark with 429 total chances, 7/21/2006-8/7/2007...2nd all-time on Red Sox with 167 consecutive errorless games (354 total chances), 7/28/1976-4/7/1978...Tied ML record with a 1.000 outfield fielding percentage in 1977...Received the Joe Cronin AL Award for Significant Achievement in 1979...Was AL Honorary Captain for the 1989 Game...Elected to National Baseball Hall of Fame in 1989...With Johnny Bench became the 18th and 19th players elected to Hall of Fame on 1st ballot...Received 95 percent of Hall of Fame vote, at the time the 7th-highest total in history...1st Little League alumnus to be elected to Hall of Fame...Formally inducted into the Red Sox Hall of Fame, 11/1/1995.



ANNUAL STANDINGS AND ATTENDANCE

YEAR	POS	W - L	PCT.	GA/GB	MANAGER	ATTENDANCE
1901	2	79 - 57	.581	4	James J. Collins	289,448
1902	3	77 - 60	.562	6 1/2	James J. Collins	348,567
1903	1F	91 - 47	.659	14 1/2	James J. Collins	379,338
1904	1	95 - 59	.617	1 1/2	James J. Collins	*623,295
1905	4	78 - 74	.513	16	James J. Collins	466,828
1906	8	49 - 105	.318	45 1/2	Collins, Charles S. Stahl	410,209
1907	7	59 - 90	.396	32 1/2	G. Huff, B. Unglaub, C. Young, J. McGuire	436,777
1908	5	75 - 79	.487	15 1/2	McGuire, Fred Lake	473,048
1909	3	88 - 63	.583	9 1/2	Fred Lake	668,965
1910	4	81 - 72	.529	22 1/2	Patrick J. Donovan	584,619
1911	5	78 - 75	.510	24	Patrick J. Donovan	503,961
1912	1F	105 - 47	.691	14	J. Garland (Jake) Stahl	597,096
1913	4	79 - 71	.527	15 1/2	Stahl, William F. Carrigan	437,194
1914	2	91 - 62	.595	8 1/2	William F. Carrigan	*481,359
1915	1F	101 - 50	.669	2 1/2	William F. Carrigan	*539,885
1916	1F	91 - 63	.591	2	William F. Carrigan	496,397
1917	2	90 - 62	.592	9	John J. Barry	387,856
1918	1F	75 - 51	.595	2 1/2	Edward G. Barrow	249,513
1919	6	66 - 71	.482	20 1/2	Edward G. Barrow	417,291
1920	5	72 - 81	.471	25 1/2	Edward G. Barrow	402,445
1921	5	75 - 79	.487	23 1/2	Hugh Duffy	279,273
1922	8	61 - 93	.396	33	Hugh Duffy	259,184
1923	8	61 - 91	.401	37	Frank L. Chance	229,688
1924	7	67 - 87	.435	25	Lee A. Fohl	448,556
1925	8	47 - 105	.309	49 1/2	Lee A. Fohl	267,782
1926	8	46 - 107	.301	44 1/2	Lee A. Fohl	285,155
1927	8	51 - 103	.331	59	William F. Carrigan	305,275
1928	8	57 - 96	.373	43 1/2	William F. Carrigan	396,920
1929	8	58 - 96	.377	48	William F. Carrigan	394,620
1930	8	52 - 102	.338	50	Charles H. Wagner	444,045
1931	6	62 - 90	.408	45	John F. (Shano) Collins	350,975
1932	8	43 - 111	.279	64	Collins, Martin J. McManus	182,150
1933	7	63 - 86	.423	34 1/2	Martin J. McManus	268,715
1934	4	76 - 76	.500	24	Stanley R. (Bucky) Harris	610,640
1935	4	78 - 75	.510	16	Joseph E. Cronin	558,568
1936	6	74 - 80	.481	28 1/2	Joseph E. Cronin	626,895
1937	5	80 - 72	.526	21	Joseph E. Cronin	559,659
1938	2	88 - 61	.591	9 1/2	Joseph E. Cronin	646,459
1939	2	89 - 62	.589	17	Joseph E. Cronin	573,070
1940	4	82 - 72	.532	8	Joseph E. Cronin	716,234
1941	2	84 - 70	.545	17	Joseph E. Cronin	718,497
1942	2	93 - 59	.612	9	Joseph E. Cronin	730,340
1943	7	68 - 84	.447	29	Joseph E. Cronin	358,275
1944	4	77 - 77	.500	12	Joseph E. Cronin	506,975
1945	7	71 - 83	.461	17 1/2	Joseph E. Cronin	603,794
1946	1	104 - 50	.675	12	Joseph E. Cronin	1,416,944
1947	3	83 - 71	.539	14	Joseph E. Cronin	1,427,315
1948	2	96 - 59	.619	1	Joseph V. McCarthy	1,558,798
1949	2	96 - 58	.623	1	Joseph V. McCarthy	1,596,650
1950	3	94 - 60	.610	4	McCarthy, Stephen F. O'Neill	1,344,080
1951	3	87 - 67	.565	11	Stephen F. O'Neill	1,312,282
1952	6	76 - 78	.494	19	Louis Boudreau	1,115,750
1953	4	84 - 69	.549	16	Louis Boudreau	1,026,133
1954	4	69 - 85	.448	42	Louis Boudreau	931,127
1955	4	84 - 70	.545	12	Michael F. Higgins	1,203,200
1956	4	84 - 70	.545	13	Michael F. Higgins	1,137,158
1957	3	82 - 72	.532	16	Michael F. Higgins	1,181,087
1958	3	79 - 75	.513	13	Michael F. Higgins	1,077,047
1959	5	75 - 79	.487	19	Higgins, R. York, William F. Jurges	984,102
1960	7	65 - 89	.422	32	Jurges, Higgins, Del Baker	1,129,866
1961	6	76 - 86	.469	33	Michael F. Higgins	850,589
1962	8	76 - 84	.475	19	Michael F. Higgins	733,080

ANNUAL STANDINGS AND ATTENDANCE, CONTINUED

YEAR	POS.	W - L	PCT.	GA/GB	MANAGER	ATTENDANCE
1963	7	76 - 85	.472	28	John M. Pesky	942,642
1964	8	72 - 90	.444	27	Pesky, William J. Herman	883,276
1965	9	62 - 100	.383	40	William J. Herman	652,201
1966	9	72 - 90	.444	26	Herman, James E. (Pete) Runnels	811,172
1967	1	92 - 70	.568	1	Richard H. Williams	*1,727,832
1968	4	86 - 76	.531	17	Richard H. Williams	1,940,788
1969	3E	87 - 75	.537	22	Williams, Edward J. Popowski	*1,833,246
1970	3E	87 - 75	.537	21	Edward M. Kasko	*1,595,278
1971	3E	85 - 77	.525	18	Edward M. Kasko	*1,678,732
1972	2E	85 - 70	.548	1/2	Edward M. Kasko	1,441,718
1973	2E	89 - 73	.549	8	Edward M. Kasko	1,481,002
1974	3E	84 - 78	.519	7	Darrell D. Johnson	*1,566,411
1975	1E§	95 - 65	.594	4 1/2	Darrell D. Johnson	*1,748,587
1976	3E	83 - 79	.512	15 1/2	Johnson, Donald W. Zimmer	1,895,846
1977	2TE	97 - 64	.602	2 1/2	Donald W. Zimmer	2,074,549
1978	2E	99 - 64	.607	1	Donald W. Zimmer	2,320,643
1979	3E	91 - 69	.569	11 1/2	Donald W. Zimmer	2,353,114
1980	4E	83 - 77	.519	19	Zimmer, John M. Pesky	1,956,092
1981	5E†	59 - 49	.546	2 1/2†	Ralph G. Houk	1,060,379
	2TE	29 - 23	.558	1 1/2	2nd half	
	5E	30 - 26	.536	4	1st half	
1982	3E	89 - 73	.549	6	Ralph G. Houk	1,950,124
1983	6E	78 - 84	.481	20	Ralph G. Houk	1,782,285
1984	4E	86 - 76	.531	18	Ralph G. Houk	1,661,618
1985	5E	81 - 81	.500	18 1/2	John F. McNamara	1,786,633
1986	1E§	95 - 66	.590	5 1/2	John F. McNamara	2,147,641
1987	5E	78 - 84	.481	20	John F. McNamara	2,231,551
1988	1E	89 - 73	.549	1	McNamara, Jos. M. Morgan	2,464,851
1989	3E	83 - 79	.512	6	Joseph M. Morgan	2,510,012
1990	1E	88 - 74	.543	2	Joseph M. Morgan	2,528,986
1991	2TE	84 - 78	.519	7	Joseph M. Morgan	2,562,435
1992	7E	73 - 89	.451	23	Clell L. Hobson	2,468,574
1993	5E	80 - 82	.494	15	Clell L. Hobson	2,422,021
1994	4E	54 - 61	.470	17	Clell L. Hobson	1,775,818
1995	1E	86 - 58	.597	7	Kevin C. Kennedy	2,164,410
1996	3E	85 - 77	.525	7	Kevin C. Kennedy	2,315,231
1997	4E	78 - 84	.481	20	James F. Williams	2,226,136
1998	2E	92 - 70	.568	22	James F. Williams	2,343,947
1999	2E¢	94 - 68	.580	4	James F. Williams	2,446,162
2000	2E	85 - 77	.525	2 1/2	James F. Williams	2,586,024
2001	2E	82 - 79	.509	13 1/2	Williams, Joseph T. Kerrigan	2,625,333
2002	2E	93 - 69	.574	10 1/2	William G. Little	2,650,063
2003	2E¢	95 - 67	.586	6	William G. Little	2,724,162
2004	2E¢	98 - 64	.605	3	Terry J. Francona	2,837,304
2005	1TE	95 - 67	.586	15	Terry J. Francona	2,847,888
2006	3E	86 - 76	.531	11	Terry J. Francona	2,930,588
2007	1E	96 - 66	.593	2	Terry J. Francona	2,971,025
2008	2E¢	95 - 67	.586	2	Terry J. Francona	3,048,248
2009	2E	95 - 67	.586	8	Terry J. Francona	3,062,699
2010	3E	89 - 73	.549	7	Terry J. Francona	3,046,444
2011	3E	90 - 72	.556	7	Terry J. Francona	3,054,001
2012	5E	69 - 93	.426	26	Robert J. Valentine	3,043,003
TOTALS		8,978 - 8,398	.517			

Bold-Played in Postseason *led league EWon WS §Won ALCS ¢Won Div. Series †Overall record

SEASON RECORD

Year	W	L	Pct.
1912	105	47	.691
1946	104	50	.675
1915	101	50	.669
1903	91	47	.659
1949	96	58	.623
1948	96	59	.619
1904	95	59	.617
1942	93	59	.612
1950	94	60	.610
1978	99	64	.607

HOME

Year	W	L	Pct.
1946	61	16	.792
1949	61	16	.792
1912	57	20	.740
1915	55	20	.733
1978	59	23	.720
1950	55	22	.714
1903	49	20	.710
1901	49	20	.710
1948	55	23	.705
1918	49	21	.700

ROAD

Year	W	L	Pct.
1912	48	27	.640
2002	51	30	.630
1904	46	29	.613
1995	44	28	.611
1939	47	30	.610
1903	42	27	.609
1917	45	29	.608
1975	48	31	.608
1915	46	30	.605
1914	47	31	.603

RECORDS

CUMULATIVE STANDINGS

SINCE DIVISIONAL PLAY (1969-12)

	W	L	PCT.
New York (AL)	3,929	3,056	.562
Boston	3,785	3,209	.541
Los Angeles (NL)	3,727	3,271	.533
St. Louis	3,647	3,344	.522
Cincinnati	3,650	3,347	.522

SINCE FREE AGENCY (1976-12)

	W	L	PCT.
New York (AL)	3,343	2,518	.570
Boston	3,173	2,696	.541
Los Angeles (NL)	3,096	2,777	.527
Atlanta	3,069	2,792	.524
St. Louis	3,070	2,794	.524

SINCE THREE-DIVISIONAL PLAY (1995-12)

	W	L	PCT.
New York (AL)	1,731	1,163	.598
Atlanta	1,662	1,234	.574
Boston	1,603	1,294	.553
St. Louis	1,558	1,337	.538
Los Angeles (AL)	1,542	1,356	.532

SINCE NEW OWNERSHIP (2002-12)

	W	L	PCT.
New York (AL)	1,070	711	.601
Boston	1,001	781	.562
Los Angeles (AL)	998	784	.560
St. Louis	989	792	.555
Atlanta	983	797	.552

SUSPENDED GAMES AND DOUBLEHEADERS

SUSPENDED GAMES SINCE 1970

DATE	OPP.	SUSP.	TIME	SCORE	REASON	RESUMED	RESULT	INN.
4/16/2010	vs. TB	8 1/2	11:24 p.m.	1-1	Rain	4/17	L 1-3	12
5/3/1996	vs. TOR	6	1:06 a.m.	6-1	Curfew	5/4	W 8-7	9
7/27/1994	at NYY	8 1/2	11:22 p.m.	3-3	Rain	7/28	L 3-4	11
4/28/1989	at TEX	10	1:21 a.m.	6-6	Curfew	4/29	L 6-7	12
9/3/1981	vs. SEA	19	1:16 a.m.	7-7	Curfew	9/4	L 7-8	20
5/4/1981	at KC	10	1:12 a.m.	5-5	Curfew	5/5	W 8-7	12
8/2/1978	at NYY	14	1:16 a.m.	5-5	Curfew	8/3	W 7-5	17

DOUBLEHEADERS AT HOME

LAST, single admission	9/21/1998 vs. TB
LAST, originally scheduled single admission.....	8/30/1978 vs. TOR
LAST, day/night	7/7/2012 vs. NYY
LAST SWEEP, day/night	8/27/2011 vs. OAK
LAST TIME SWEPT, day/night.....	9/4/2010 vs. CWS

DOUBLEHEADERS ON ROAD

LAST, single admission	5/1/2004 at TEX
LAST, originally scheduled single admission.....	7/27/1984 at DET
LAST, day/night	9/25/2011 at NYY
LAST SWEEP, day/night	8/24/2007 at CWS
LAST TIME SWEPT, day/night.....	5/1/2004 at TEX

LARGEST WIN-LOSS MARGINS

WINS

DATE	OPP.	SCORE	RUNS
6/8/1950	vs. STL	29-4	+25
9/27/1940	vs. WAS	24-4	+20
6/18/1953	vs. DET	23-3	+20
6/24/1949	vs. STL	21-2	+19
4/30/1950 (G1)	vs. PHA	19-0	+19
8/21/1986	at CLE	24-5	+19
7/11/1954 (G1)	at PHA	18-0	+18
7/23/2002 (G1)	vs. TB	22-4	+18
4/24/1906	at WAS	19-2	+17
6/27/2003	vs. FLA	25-8	+17

LOSSES

DATE	OPP.	SCORE	RUNS
7/7/1923 (G1)	at CLE	3-27	-24
6/19/2000	vs. NYY	1-22	-21
9/28/1923	vs. NYY	4-24	-20
5/18/1955	vs. CLE	0-19	-19
5/20/1994	at MIN	2-21	-19
5/1/1929	vs. PHA	6-24	-18
6/20/1980	vs. CAL	2-20	-18
4/16/1990	vs. MIL	0-18	-18
8/31/2012	at OAK	2-20	-18
7/19/1924 (G1)	vs. DET	1-18	-17
4/12/1980	at MIL	1-18	-17

WINNINGEST MONTHS

20-WIN MONTHS

REC.	MONTH	YEAR
25-9	July.....	1948
24-6	Aug.	1950
23-7	Aug.	1995
23-7	May.....	1978
23-8	Aug.	1949
23-9	Aug.	1942
23-10	July.....	1939
23-10	July.....	1910
22-8	Sept.....	1977
22-9	Aug.	1996
22-10	July.....	1915
22-11	July.....	1975
21-6	May.....	1946
21-6	Aug.	1915

REC.	MONTH	YEAR
21-7	Aug.....	2004
21-7	May.....	1986
21-8	July.....	1955
21-8	June.....	1912
21-9	July.....	1988
21-9	Sept.....	1914
21-9	July.....	1912
21-11	Aug.....	1946
21-13	June.....	1961
20-5	June.....	1901
20-6	July.....	2011
20-7	July.....	1993
20-7	Aug.....	1980
20-7	Sept.....	1915
20-7	Aug.....	1912

REC.	MONTH	YEAR
20-8	May.....	2007
20-8	May.....	2002
20-8	May.....	1999
20-8	June.....	1979
20-9	June.....	1990
20-9	Sept.....	1972
20-9	June.....	1955
20-9	July.....	1918
20-10	July.....	1946
20-10	July.....	1916
20-12	July.....	1972
20-15	Aug.....	1967

BEST MONTHLY RECORDS

MOST WINS

March	1-1	2008
April	18-8	1998, 2003
May	23-7	1978
June	21-8	1912
	21-13	1961
July	25-9	1948
August	24-6	1950
Sept.	22-8	1977
Oct.	8-2	1904

BEST WINNING PERCENTAGE

March	1-1	.500	2008
April	11-2	.846	1918
May	21-6	.778	1946
June	20-5	.800	1901
July	20-6	.769	2011
August	24-6	.800	1950
Sept.	19-5	.792	1949
Oct.	7-0	1.000	1905

NOTE: There have been 12 other years in which the Red Sox were undefeated in October with less than 7 wins.

MILESTONE VICTORIES IN RED SOX HISTORY

VICTORY	DATE	OPPONENT	SCORE	WINNING PITCHER
1	4/30/1901	at Philadelphia	8-6 (10)	Cy Young
100	6/5/1902	at Cleveland	3-2	Cy Young
500	7/21/1907	at Chicago	3-0 (G1)	George Winter
1,000	7/29/1913	vs. Chicago	2-0 (G1)	Rube Foster
2,000	7/19/1927	at Cleveland	6-5 (G2)	Slim Harriss
3,000	9/1/1941	vs. Washington	10-2 (G2)	Joe Dobson
4,000	7/5/1953	at Philadelphia	10-2	Mel Parnell
5,000	8/27/1966	at Baltimore	3-2	Jim Lonborg
6,000	5/6/1978	vs. Chicago	6-4	Bob Stanley
7,000	4/14/1990	vs. Milwaukee	4-3	Roger Clemens
8,000	5/8/2002	at Oakland	12-6	John Burkett

RED SOX EARLIEST/LATEST WIN DATES

WINS	EARLIEST	LATEST
20	5/3/1998 and 2003	7/16/1927 and 1932
30	5/20/2002	8/18/1932
40	6/6/2002	9/13/1925
50	6/25/1978	9/24/1927
55	7/6/1978	9/21/1929 and 1931*
60	7/16/1978	9/29/1923
65	7/21/1946	9/28/1960
70	7/30/1946	9/27/1905, 1920 and 1992
75	8/8/1946	10/7/1908
80	8/16/1946	10/1/1937, 1985; 10/5/2001**
85	8/24/1946	10/4/1972
90	8/30/1946	10/3/1904
95	9/4/1946	10/10/1904
100	9/21/1946	10/6/1915

*The 55th win of 1981 came on 9/23 of a season interrupted by a strike.

**The 2001 season was halted for 6 days due to the tragic events of 9/11.

WINNING AND LOSING STREAKS

LONGEST RED SOX SINGLE-SEASON WINNING STREAKS

STREAK	FROM	THROUGH	STREAK	FROM	THROUGH
15 games	4/25/1946	— 5/10/1946	10 games	7/14/1967	— 7/23/1967
13 games	7/18/1948	— 7/27/1948		5/21/1951	— 5/30/1951
12 games	6/16/2006	— 6/29/2006		5/20/1917	— 5/31/1917*
	8/3/1995	— 8/14/1995		8/28/1912	— 9/6/1912
	7/15/1988	— 7/25/1988	9 games	6/3/2011	— 6/12/2011
	5/29/1946	— 6/11/1946*		4/30/2002	— 5/9/2002
	7/4/1939	— 7/16/1939		8/22/1989	— 8/29/1989
	7/28/1937	— 8/8/1937*		8/24/1980	— 9/2/1980
11 games	4/15/2009	— 4/27/2009		6/9/1978	— 6/17/1978
	8/30/1986	— 9/10/1986		8/31/1948	— 9/9/1948
	7/28/1977	— 8/10/1977		6/4/1944	— 6/15/1944
	8/15/1950	— 8/25/1950		8/20/1942	— 8/26/1942
	9/13/1949	— 9/27/1949		6/7/1942	— 6/16/1942
	8/4/1909	— 8/18/1909		9/1/1919	— 9/11/1919
	5/28/1903	— 6/8/1903		6/15/1912	— 6/24/1912
10 games	8/24/2004	— 9/3/2004		7/12/1910	— 7/19/1910
	7/16/1993	— 7/25/1993		6/14/1901	— 6/22/1901
	8/24/1990	— 9/2/1990			
	7/7/1975	— 7/19/1975			

* plus 1 tie game within the streak

LONGEST RED SOX SINGLE-SEASON LOSING STREAKS

STREAK	FROM	THROUGH	STREAK	FROM	THROUGH
20 games	5/1/1906	— 5/24/1906	9 games	8/25/2001	— 9/4/2001
17 games	8/20/1926	— 9/7/1926		6/24/1977	— 7/3/1977
16 games	9/12/1907	— 10/2/1907**		8/2/1963	— 8/11/1963
15 games	6/21/1927	— 7/4/1927		9/23/1951	— 9/30/1951
14 games	5/17/1930	— 5/31/1930		8/18/1933	— 8/23/1933
11 games	6/8/1994	— 6/19/1994		6/18/1925	— 6/27/1925
	7/31/1932	— 8/10/1932		7/12/1924	— 7/21/1924
	7/25/1930	— 8/3/1930		7/27/1922	— 8/4/1922
10 games	4/29/1976	— 5/11/1976			
	5/14/1960	— 5/24/1960			
	9/17/1944	— 9/26/1944			
	8/12/1927	— 8/24/1927			

** plus 2 tie games within the streak

RED SOX CONSECUTIVE GAMES STREAKS

GAMES	PLAYER	FROM	THROUGH
832	Everett Scott*	6/20/1916	— 10/2/1921
535	Buck Freeman	7/27/1901	— 6/6/1905
475	Frank Malzone	5/21/1957	— 6/7/1960
448	Candy LaChance	4/19/1902	— 4/28/1905
413	Freddy Parent	4/26/1901	— 9/25/1903
408	Freddy Parent	5/23/1904	— 9/4/1906
380	Dwight Evans	10/4/1980	— 8/6/1983
360	Vern Stephens	4/19/1948	— 8/28/1950
352	Bobby Doerr	7/19/1942	— 8/22/1944
350	Carl Yastrzemski	7/27/1968	— 8/21/1970

* Overall Scott played in 1,307 consecutive games, including 4/12/22 to 5/5/25 with the Yankees.

RED SOX CONSECUTIVE INNINGS STREAKS

INNINGS	PLAYER	FROM	THROUGH
3,873	Candy LaChance	5/23/1902 (1st inn.)	— 4/28/1905 (9th inn.)
2,935	Buck Freeman	7/29/1901 (1st inn.)	— 9/9/1903-G1 (3rd inn.)
2,726	Frank Malzone	6/12/1958 (1st inn.)	— 6/7/1960 (9th inn.)

NOTE: Thanks to Trent McCotter of SABR for this research.

ATTENDANCE RECORDS

10 LARGEST CROWDS SINCE 1967

Due to ballpark expansion since 2002, the seating capacity of Fenway Park has increased. Since 1967, the top 10 paid regular season attendances are:

ATTENDANCE	DATE	OPPONENT	RESULT
38,525	8/16/2011 (G1)	Tampa Bay	W3-1
38,477	8/4/2011	Cleveland	L3-7
38,422	6/21/2011	San Diego	L4-5
38,416	8/7/2012	Texas	L3-6
38,413	7/19/2012	Chicago (AL)	W3-1
38,347	5/21/2009	Toronto	W5-1
38,334	7/16/2012	Chicago (AL)	W5-1
38,329	7/27/2011	Kansas City	W12-5
38,304	8/17/2010	Los Angeles (AL)	W6-0
38,294	7/6/2009	Oakland	L0-6

ALL-TIME RECORD CROWDS

47,627	9/22/1935 (DH) vs. NYY
46,995	8/19/1934 (DH) vs. DET
46,766	8/12/1934 (DH) vs. NYY

POST-WAR SINGLE-GAME RECORD (REG. SEASON)

38,525	8/16/2011 vs. TB (G1 - day)
--------	-----------------------------

POSTSEASON SINGLE-GAME RECORD

39,067	10/5/2008 vs. LAA (ALDS G3 - night)
--------	-------------------------------------

NIGHT GAME RECORD

38,477	8/4/2011 vs. CLE
--------	------------------

OPENING DAY RECORD

37,440	4/4/2010 vs. NYY (night)
--------	--------------------------

ALL-TIME SINGLE-SEASON ATTENDANCE HIGHS

RANK	ATTENDANCE	YEAR
1.	3,062,699	2009
2.	3,054,001	2011
3.	3,048,248	2008
4.	3,046,444	2010
5.	3,043,003	2012
6.	2,971,025	2007
7.	2,930,588	2006
8.	2,847,888	2005
9.	2,837,304	2004
10.	2,724,162	2003
11.	2,650,063	2002

TOP 5 AL ATTENDANCE RANKS SINCE 2002

2012	2011	2010	2009	2008
NYY 3,542,406	NYY 3,653,680	NYY 3,765,807	NYY 3,674,495	NYY 4,287,132
TEX 3,460,280	MIN 3,168,107	LAA 3,250,756	LAA 3,240,374	LAA 3,336,747
LAA 3,061,770	LAA 3,166,321	MIN 3,223,640	BOS 3,062,699	DET 3,202,645
BOS 3,043,003	BOS 3,054,001	BOS 3,046,444	DET 2,567,193	BOS 3,048,248
DET 3,028,033	TEX 2,946,949	TEX 2,505,171	MIN 2,416,237	CWS 2,500,648

2007	2006	2005	2004	2003	2002
NYY 4,271,083	NYY 4,243,780	NYY 4,090,692	NYY 3,775,292	NYY 3,465,585	SEA 3,540,658
LAA 3,365,632	LAA 3,406,790	LAA 3,404,686	ANA 3,375,677	SEA 3,268,864	NYY 3,465,807
DET 3,047,139	CWS 2,957,411	BOS 2,847,888	SEA 2,940,731	ANA 3,061,090	BAL 2,682,917
BOS 2,971,025	BOS 2,930,588	SEA 2,725,549	BOS 2,837,304	BOS 2,724,162	BOS 2,650,063
CWS 2,684,395	DET 2,595,937	BAL 2,624,740	BAL 2,747,573	BAL 2,454,523	CLE 2,616,940

RED SOX ROAD ATTENDANCE

The Red Sox drew 2,514,090 on the road in 81 dates in 2012, the 2nd highest total in the AL behind the Yankees (2,766,502). They averaged 31,038 per road game. It was the 46th straight year they topped one million on the road. The years they have drawn 2 million or more away from Fenway Park:

YEAR	ATTENDANCE	YEAR	ATTENDANCE	YEAR	ATTENDANCE
1978.....	2,183,113	1996.....	2,113,889	2005.....	3,054,438
1979.....	2,132,807	1997.....	2,139,097	2006.....	2,924,019
1986.....	2,266,765	1998.....	2,427,873	2007.....	3,130,043
1988.....	2,200,047	1999.....	2,395,593	2008.....	3,107,743
1989.....	2,394,851	2000.....	2,524,776	2009.....	2,743,392
1990.....	2,398,449	2001.....	2,700,811	2010.....	2,615,214
1991.....	2,331,280	2002.....	2,474,060	2011.....	2,591,963
1992.....	2,359,528	2003.....	2,443,539	2012.....	2,514,090
1993.....	2,542,249	2004.....	2,880,236		

ATTENDANCE RECORDS, CONTINUED

CROWDS OF 60,000 ON THE ROAD

There are 22 known regular-season and 3 postseason games that the Red Sox have played before a paid attendance of 60,000.

SINGLE-GAME HIGHS

ATTENDANCE	DATE	OPP.
75,997	8/26/1951	at CLE
74,747	5/16/1947	at NYY (n)
73,982	8/28/1949	at CLE
69,755	8/26/1948	at NYY
69,551	10/1/1949	at NYY
68,055	10/2/1949	at NYY
67,916	8/9/1958	at NYY
66,956	9/26/1949	at NYY
66,924	9/24/1950	at NYY
66,875	9/7/1949	at NYY
65,813	4/11/1992	at CLE

MOST RECENT (SINCE 1986)

ATTENDANCE	DATE	OPP.
61,068	9/1/2003	at PHI
60,960	6/22/2003	at PHI
65,813	4/11/1992	at CLE

DOUBLEHEADER HIGHS

ATTENDANCE	DATE	OPP.
81,841	5/30/1938	at NYY
73,728	5/3/1950	at NYY
73,599	7/17/1949	at CLE
71,513	7/30/1950	at CLE
63,876	7/4/1949	at NYY

POSTSEASON

ATTENDANCE	DATE	OPP.
64,223	10/12/1986	at CAL (ALCS)
64,223	10/11/1986	at CAL (ALCS)
64,206	10/10/1986	at CAL (ALCS)



Entering 2013, the Red Sox have sold out 793 consecutive games dating back to 5/15/03, the longest regular season sellout streak in major league sports history.

INDIVIDUAL BATTING RECORDS

SINGLE SEASON

MOST AT-BATS	684, Nomar Garciaparra, 1997
MOST BASES ON BALLS, right-handed	119, Jimmie Foxx, 1938
MOST BASES ON BALLS, left-handed	162, Ted Williams, 1947, 1949
MOST BASES ON BALLS, switch-hitter	96, Jose Offerman, 1999
MOST BASES ON BALLS, intentional	33*, Ted Williams, 1957
HIGHEST BATTING AVERAGE, right-handed372, Nomar Garciaparra, 2000
HIGHEST BATTING AVERAGE, left-handed406, Ted Williams, 1941
HIGHEST BATTING AVERAGE, switch-hitter326, Bill Mueller, 2003
MOST DOUBLES67+, Earl Webb, 1931
MOST EXTRA-BASE HITS	92, Jimmie Foxx, 1938
MOST GAMES	163, Jim Rice, 1978
MOST GAMES HIT SAFELY	135++, Wade Boggs, 1985
MOST GROUNDED INTO DOUBLE PLAYS	36+, Jim Rice, 1984
MOST HIT BY PITCHER	35*, Don Baylor, 1986
MOST HITS, right-handed	213, Dustin Pedroia , 2008; Jim Rice, 1978
MOST HITS, left-handed	240, Wade Boggs, 1985
MOST HITS, switch-hitter	176, Reggie Smith, 1970
MOST HITS, consecutive	12++, Mike Higgins (plus 2 BB), 1938
MOST HITS, month	53, Dom DiMaggio, August 1950; Johnny Pesky, August 1946
LONGEST HITTING STREAK	34, Dom DiMaggio, 1949
LONGEST HITTING STREAK, to start season	20, Eddie Bressoud, 1964
MOST MULTI-HIT GAMES	72, Wade Boggs, 1985
MOST MULTI-HIT GAMES, consecutive	9, Kevin Youkilis, 2007; Jim Rice, 1978; Roy Johnson, 1934
MOST HOME RUNS, right-hander	50, Jimmie Foxx, 1938
MOST HOME RUNS, left-hander	54, David Ortiz , 2006
MOST HOME RUNS, switch-hitter	34, Carl Everett, 2000
MOST HOME RUNS, home	35, Jimmie Foxx, 1938
MOST HOME RUNS, road	32*, David Ortiz , 2006
MOST HOME RUNS, month	14, David Ortiz , July 2006; Jackie Jensen, June 1958
HIGHEST ON-BASE PERCENTAGE553*, Ted Williams, 1941
LONGEST ON-BASE STREAK, consecutive PA	16+, Ted Williams, 9/17-23/57 (2 singles, 4 HR, 9 BB, 1 HBP)
LONGEST ON-BASE STREAK, consecutive games	84+, Ted Williams, 1949
MOST PLATE APPEARANCES	758, Wade Boggs, 1985
MOST RUNS	150, Ted Williams, 1949
MOST RUNS BATTED IN, right-hander	175, Jimmie Foxx, 1938
MOST RUNS BATTED IN, left-hander	159, Ted Williams, 1949
MOST RUNS BATTED IN, switch-hitter	108, Carl Everett, 2000
MOST RUNS BATTED IN, leadoff hitter	98, Nomar Garciaparra, 1997
MOST RUNS BATTED IN, consecutive games	12, Ted Williams (18 RBI), 1942; Joe Cronin (19 RBI), 1939
MOST RUNS BATTED IN, pinch-hitter	25++, Joe Cronin, 1943
MOST RUNS BATTED IN, back-to-back games	14, Rudy York, July 26-27, 1946
MOST SACRIFICE FLIES	12, Jackie Jensen, 1955, 1959; Jim Piersall, 1956
MOST SACRIFICE HITS	54, Jack Barry, 1917
MOST SINGLES	187, Wade Boggs, 1985
HIGHEST SLUGGING PERCENTAGE735, Ted Williams, 1941
MOST STOLEN BASES	70, Jacoby Ellsbury , 2009
MOST STOLEN BASES, consecutive	20, Julio Lugo, 2007
MOST CAUGHT STEALING	31, Duffy Lewis, 1914
MOST STRIKEOUTS, right-hander	162, Jason Bay, 2009; Butch Hobson, 1977
MOST STRIKEOUTS, left-hander	154, Mo Vaughn, 1996, 1997
MOST STRIKEOUTS, switch-hitter	177*, Mark Bellhorn, 2004
FEWEST STRIKEOUTS (minimum 400 at-bats)	9, Stuffey McInnis, 1921
MOST TOTAL BASES	406, Jim Rice, 1978
MOST TRIPLES	22, Tris Speaker, 1913

SINGLE SEASON ROOKIE

MOST AT-BATS	684, Nomar Garciaparra, 1997
MOST BASES ON BALLS	107*, Ted Williams, 1939
MOST BASES ON BALLS, intentional	13, George Scott, 1966
HIGHEST BATTING AVERAGE342, Patsy Dougherty, 1902
MOST DOUBLES	47*, Fred Lynn, 1975

+ML record (since 1900) ++tied for ML record *AL record **tied for AL record

INDIVIDUAL BATTING RECORDS, CONTINUED

MOST EXTRA-BASE HITS	86, Ted Williams, 1939
MOST GAMES	162, George Scott, 1966
MOST HITS	209, Nomar Garciaparra, 1997
LONGEST HITTING STREAK	30 games*, Nomar Garciaparra, 1997
MOST HOME RUNS	34, Walt Dropo, 1950
HIGHEST ON-BASE PERCENTAGE436, Ted Williams, 1939
MOST RUNS	131, Ted Williams, 1939
MOST RUNS BATTED IN	145+, Ted Williams, 1939
MOST SINGLES	165, Johnny Pesky, 1942
HIGHEST SLUGGING PERCENTAGE609, Ted Williams, 1939
MOST STOLEN BASES	50, Jacoby Ellsbury , 2008
MOST STRIKEOUTS	152, George Scott, 1966
FEWEST STRIKEOUTS (minimum 400 at-bats)	20, Tony Lupien, 1942
MOST TOTAL BASES	365, Nomar Garciaparra, 1997
MOST TRIPLES	17, Russ Scarritt, 1929

SINGLE GAME

MOST TIMES FACED PITCHER, 9 innings	8++, Clyde Vollmer, 6/8/1950 vs. STL
MOST TIMES FACED PITCHER, no at-bats	6++, Jimmie Foxx, 6/16/1938 (6 BB) at STL
MOST RUNS	6++, Spike Owen, 8/21/1986 at CLE; Johnny Pesky, 5/8/1946 vs. CWS
MOST HITS, 9 innings	6**, Jimmy Piersall, 6/10/1953-G1 (2B, 5 1B) at STL
MOST HITS, extra innings	6, Nomar Garciaparra, 6/21/2003 (6 1B), 13 inn. at PHI; Jerry Remy, 9/3/1981 (6 1B), 20 inn. vs. SEA; Pete Runnels, 8/30/1960-G1 (2B, 5 1B), 15 inn. vs. DET
MOST HITS IN A DOUBLEHEADER (not a day-night DH)	9, Pete Runnels, 8/30/1960 (25 inn.) vs. DET
MOST CONSECUTIVE HITS, to start career	6+, Ted Cox, 9/18-19/1977
MOST HITS IN ML DEBUT, 9 innings	4++, Ted Cox, 9/18/1977 at BAL
MOST HITS BY PITCHER	5++, Babe Ruth, 5/9/1918 at WAS (1B, 3 2B, 3B)
MOST SINGLES, 9 innings	5, 10 times, last Johnny Damon, 7/6/2004 vs. OAK
MOST SINGLES, extra innings	6, Nomar Garciaparra, 6/21/2003, 13 inn. at PHI; Jerry Remy, 9/3-4/1981, 20 inn. vs. SEA
MOST DOUBLES	4++, Victor Martinez, 6/1/2010 vs. OAK; Rick Miller, 5/11/1981 at TOR; Orlando Cepeda, 8/8/1973 at KC; Al Zarilla, 6/8/1950 vs. STL; Billy Werber, 7/17/1935-G1 vs. CLE
MOST CONSECUTIVE DOUBLES	4++, Victor Martinez, 6/1/2010 vs. OAK; Billy Werber, 7/17/1935, G1 vs. CLE
MOST TRIPLES	3++, Patsy Dougherty, 9/5/1903 vs. PHA
MOST TOTAL BASES	16, Fred Lynn, 6/18/1975 at DET
MOST RBI	10, Nomar Garciaparra, 5/10/1999 vs. SEA; Fred Lynn, 6/18/1975 at DET; Norm Zauchin, 5/27/1955 vs. WAS; Rudy York, 7/27/1946 at STL
MOST RBI, all of club's runs	9+, Mike Greenwell, 9/2/1996 at SEA (10 inn.)
MOST WALKS	6++, Jimmie Foxx, 6/16/1938 at STL
MOST INTENTIONAL WALKS, 9 innings	3**, Adrian Gonzalez, 9/28/2011 at BAL; David Ortiz , 7/6/2010 at TB; Wade Boggs, 4/10/1990 vs. DET; Carl Yastrzemski, 4/17/1968 vs. CWS
MOST INTENTIONAL WALKS, extra innings	4**, Manny Ramirez, 6/5/2001 vs. DET (18 inn.)
MOST STRIKEOUTS, 9 innings	5++, Phil Plantier, 10/1/1991 vs. DET; Ray Jarvis, 4/20/1969 vs. CLE
MOST STRIKEOUTS, extra innings	6++, Cecil Cooper, 6/14/1974 at CAL
MOST SACRIFICE HITS	4++, Jack Barry, 8/21/1916 vs. CLE
MOST STOLEN BASES	4, Jacoby Ellsbury , 8/9/2010 at NYY; Jerry Remy, 6/14/1980 at CAL
MOST RUNNERS LOB	12, David Ortiz , 5/14/2009 at LAA (12 inn.); Trot Nixon, 6/12/2003 vs. STL (13 inn.)

SINGLE INNING

MOST TIMES FACED PITCHER ... 3++, Johnny Damon, 6/27/2003 (1st) vs. FLA; Sammy White, Gene Stephens, Tom Umphlett, Johnny Lipon and George Kell, 6/18/1953 (7th) vs. DET; Ted Williams, 7/4/1948 (7th) vs. PHA	
MOST RUNS	3++, Sammy White, 6/18/1953 (7th) vs. DET
MOST HITS	3++, Johnny Damon, 6/27/2003 (1st) vs. FLA; Gene Stephens, 6/18/1953 (7th) vs. DET
MOST DOUBLES	2++, Mo Vaughn, 6/21/1994 (1st) at TOR; Jody Reed, 9/8/1991 (3rd) vs. SEA; Joe Cronin, 8/3/1939 (8th) vs. CLE; Grove Hartley, 5/28/1927 (5th) vs. PHA (G1); Hal Janvrin, 6/9/1914 (6th) at CLE; Joe Wood, 7/4/1913 (4th) vs. PHA (G1); Ben Beville, 6/2/1901 (9th) at MIL
MOST HOME RUNS	2++, David Ortiz , 8/12/2008 (1st) vs. TEX; Nomar Garciaparra, 7/23/2002 (3rd) vs. TB (G1) Ellis Burks, 8/27/1990 (4th) at CLE; Bill Regan, 6/16/1928 (4th) vs. CWS;
MOST PINCH HITS	2++, Russ Nixon, 5/4/1962 vs. CWS (4th)
MOST WALKS	2++, David Ortiz , 6/18/2010 vs. LAD (5th); Bobby Doerr and Ted Williams, 7/4/1948 vs. PHA (7th);
MOST RBI	6, David Ortiz , 8/12/2008 (1st) vs. TEX; Carlos Quintana, 7/30/1991 (3rd) vs. TEX; Tom McBride, 8/4/1945 (4th) at WAS (G2)

+ML record (since 1900) ++tied for ML record *AL record **tied for AL record

CLUB BATTING RECORDS

SINGLE SEASON

MOST CONSECUTIVE DAYS IN FIRST PLACE.....	166, 2007
MOST AT-BATS	5,781+ in 1997 (162 games)
MOST RUNS	1,027 in 1950 (154 games)
FEWEST RUNS.....	463 in 1906 (155 games)
MOST 20-RUN GAMES.....	3+, 1950
MOST RUNS, TWO CONSECUTIVE GAMES.....	49+, vs. STL, 6/7-8/1950
MOST RUNS, THREE CONSECUTIVE GAMES	56+, vs. STL, 6/7-9/1950
MOST RUNS, FOUR CONSECUTIVE GAMES	65+, 6/5-8/1950
MOST CONSECUTIVE GAMES, 10 OR MORE RUNS.....	4, 8/24-26/2007; 6/2-5/1950; 6/20-22/1912; 6/14-17/1901
MOST HITS	1,684 in 1997 (162 games); 1,665 in 1950 (154 games)
FEWEST HITS.....	990 in 1918 (126 games); 1,179 in 1905 (153 games)
MOST SINGLES.....	1,156 in 1950 (154 games)
MOST DOUBLES	373 in 2004 (162 games), 1997 (162 games)
MOST PLAYERS WITH 30 DOUBLES	8+, 2003
MOST TRIPLES.....	113* in 1903 (141 games)
MOST HOME RUNS.....	238 in 2003 (162 games)
MOST EXTRA-BASE HITS.....	649+ in 2003 (162 games)
MOST TOTAL BASES	2,832+ in 2003 (162 games)
MOST SACRIFICE FLIES	64 in 2003 (162 games)
MOST PLAYERS WITH 80 RBI.....	8+ in 2003
MOST STOLEN BASES.....	215 in 1909 (152 games)
BEST STOLEN BASE PERCENTAGE.....	80.0 in 2010 (68 SB/17 CS), 2007 (96 SB/24 CS)
LEAST CAUGHT STEALING	12 in 2005 (57 atts.)
MOST BASES ON BALLS	835+ in 1949 (155 games)
MOST STRIKEOUTS	1,197 in 2012 (162 games)
FEWEST STRIKEOUTS	282*, 1901 (138 games)
MOST HIT BY PITCHER.....	77 in 1909 (152 games)
FEWEST HIT BY PITCHER.....	10 in 1940 (154 games)
MOST RBI.....	974 in 1950 (154 games)
HIGHEST BATTING AVERAGE302 in 1950 (154 games)
LOWEST BATTING AVERAGE234 in 1905 (153 games)
HIGHEST SLUGGING PERCENTAGE491+ in 2003 (162 games)
LOWEST SLUGGING PERCENTAGE292 in 1907 (155 games)
MOST GROUNDED INTO DOUBLE PLAY	174+ in 1990 (162 games)
FEWEST GROUNDED INTO DOUBLE PLAY	87 in 1994 (115 games); 94 in 1942 (152 games)
MOST LEFT ON BASE	1,308 in 1989 (162 games); 1,305 in 1948 (155 games)
FEWEST LEFT ON BASE	1,015 in 1929 (155 games)
MOST .300 HITTERS (AL qualifiers)	6 in 1938
MOST PLAYERS WITH 100 HITS.....	9 in 2007, 2003, 1999, 1991, 1984
MOST TIMES SHUT OUT	28 in 1906
FEWEST TIMES SHUT OUT	1 in 1995

SINGLE GAME

LONGEST 9 INNING GAME, by time.....	4:45+, 8/18/2006 (G2) vs. NYY
LONGEST GAME, by time.....	6:35 (18 inn.), 8/25/2001 at TEX
MOST TIMES FACED PITCHER, 9 innings.....	64, 6/8/1950 vs. STL
MOST RUNS	BOS 29, STL 4, 6/8/1950
MOST RUNS, both clubs.....	36*, BOS (19) vs. TEX (17), 8/12/2008; BOS (22) at PHA (14), 6/29/1950
MOST RUNS, shutout	BOS 19, PHA 0, 4/30/1950
LARGEST DEFICIT OVERCOME TO WIN.....	11, 8/28/1950 vs. CLE, down 12-1, won 15-14
MOST SPECTACULAR RALLY TO WIN	down 12-5, one on and one out in 9th, 6/18/1961 (G1) vs. WAS, won 13-12
MOST RUNS, first inning	14**, 6/27/2003 vs. FLA, won 25-8
MOST RUNS, before first out in first inning	10+, 6/27/2003 vs. FLA, won 25-8
MOST HITS	28, 6/27/2003 vs. FLA; 6/8/1950 vs. STL
MOST HITS, both clubs.....	45**, PHA 27, BOS 18, 7/8/1902
MOST CONSECUTIVE HITS	10***, 6/27/2003 vs. FLA (1st); 6/2/1901 vs. MIL (9th)
MOST PLAYERS WITH 4 OR MORE HITS	4**, 9/20/2005 at TB; 6/8/1950 vs. STL
MOST SINGLES.....	24, 6/18/1953 vs. DET
MOST SINGLES, both clubs.....	36+, CWS 21, BOS 15, 8/15/1922
MOST DOUBLES	12**, 7/29/1990 at DET
MOST RUNNERS LOB, 9 innings.....	19, 5/2/1971 vs. MIN-G2, won 9-8

+ML record (since 1900) ++tied for ML record *AL record **tied for AL record

CLUB BATTING RECORDS, CONTINUED

MOST RUNNERS LOB, extra innings.....	22, 8/22/1951 at STL (13 inn.), won 3-1
MOST RUNNERS LOB, 9 inning shutout	14, 5/16/1988 vs. OAK (L, 3-0); 5/2/1988 vs. KC (L, 2-0)
MOST STOLEN BASES.....	8, 9/29/1940-G2 vs. PHA (8 inn.); 7/4/1913 vs. PHA
MOST TOTAL BASES	60+, 6/8/1950 vs. STL
MOST EXTRA-BASE HITS	17+, 6/8/1950 vs. STL
MOST PINCH HITS.....	4***, 9/8/1995 at NYY
MOST RBI.....	29, 6/8/1950 vs. STL
MOST STRIKEOUTS, 9 innings	19, 8/12/1974 at CAL
MOST WALKS, 9 innings.....	15, 5/7/1992 at CWS (L, 6-7); 6/16/1961 vs. WAS, (W, 14-9); 7/7/1949 at WAS (W, 8-4); 5/18/1946 at STL (W, 18-8); 4/29/1924 at WAS (W, 15-6)
MOST WALKS, extra innings.....	18, 9/17/1920 at DET (12 inn.), lost 14-13
MOST BATTERS WALKED, none scored.....	13, 5/18/1986 vs. TEX
MOST GROUNDED INTO DOUBLE PLAYS, 9 innings	6***, 7/18/1990 vs. MIN; 4/13/1984 vs. DET; 5/1/1966, vs. CAL-G1
MOST HIT INTO TRIPLE PLAYS.....	2+, 7/17/1990 vs. MIN
MOST PLAYERS USED IN 9-INNING GAME, both clubs.....	46+, 10/2/2005 vs. NYY (NYY 24, BOS 22)

SINGLE INNING

MOST PLATE APPEARANCES.....	23+, 6/18/1953 vs. DET (7th)
MOST RUNS	17*, 6/18/1953 vs. DET (7th)
MOST RUNS, none out	12++, 5/7/2009 vs. CLE (6th)
MOST RUNS, with 2 out.....	11, 8/21/1986 at CLE (6th)
MOST RUNS, with 2 out, none on	9, 6/2/1901 vs. MIL (9th)
MOST HITS.....	14*, 6/18/1953 vs. DET (7th)
MOST SINGLES.....	11*, 6/18/1953 vs. DET (7th)
MOST CONSECUTIVE HITS	10***, 6/27/2003 vs. FLA (1st, BB); 6/2/1901 vs. MIL (9th)
MOST BATTERS REACHING BASE.....	20+, 6/18/1953 vs. DET (7th)
MOST BATTERS REACHING BASE, consecutive	12, 6/23/1952 vs. DET (4th)
MOST DOUBLES	5, 6/1/2003 at TOR (3rd); 9/6/1997 vs. MIL (3rd); 6/21/1994 at TOR (1st)
MOST TRIPLES.....	4, 5/6/1934 vs. DET (4th)
MOST TRIPLES, consecutive.....	4+, 5/6/1934 vs. DET (4th)
MOST TOTAL BASES	25, 9/24/1940 at PHA (G1) (6th)
MOST EXTRA-BASE HITS	7, 9/24/1940 at PHA (G1) (6th)
MOST PINCH HITS.....	4++, 9/8/1995 at NYY (8th)

+ML record (since 1900) ++tied for ML record *AL record **tied for AL record



Carl Yastrzemski holds all-time Red Sox records in games, runs, hits, doubles, RBI, extra-base hits, and total bases.

SINGLE-SEASON BATTING LEADERS

GAMES

1. Rice..... *163, 1978
2. Buckner..... 162, 1985
- Evans..... †162, 1984
- Evans..... †162, 1982
- Yastrzemski..... †162, 1969
- Scott..... 162, 1966
7. Vaughn..... 161, 1996
- Boggs..... 161, 1985
- Yastrzemski..... 161, 1970
- Yastrzemski..... 161, 1967

HITS

1. Boggs..... *240, 1985
2. Speaker..... 222, 1912
3. Boggs..... 214, 1988
4. Gonzalez..... †213, 2011
- Pedroia..... †213, 2008
- Rice..... *213, 1978
7. Ellsbury..... 212, 2011
8. Boggs..... 210, 1983
9. Garciaparra..... *209, 1997
10. Pesky..... *208, 1946

HOME RUNS

1. Ortiz..... *54, 2006
2. Foxx..... 50, 1938
3. Ortiz..... 47, 2005
4. Rice..... *46, 1978
5. M. Ramirez..... 45, 2005
6. Vaughn..... 44, 1996
- Yastrzemski..... †44, 1967
8. M. Ramirez..... *43, 2004
- Armas..... *43, 1984
- T. Williams..... *43, 1949

BATTING AVG

1. T. Williams..... *406, 1941
2. T. Williams..... *388, 1957
3. Speaker..... *383, 1912
4. Garciaparra..... *372, 2000
5. Alexander..... **372, 1932
6. T. Williams..... *369, 1948
7. Boggs..... *368, 1985
8. Boggs..... *366, 1988
9. Speaker..... *365, 1913
10. Boggs..... *363, 1987

STOLEN BASES

1. Ellsbury..... *70, 2009
2. T. Harper..... *54, 1973
3. Speaker..... 52, 1912
4. Ellsbury..... *50, 2008
5. Speaker..... 46, 1913
6. O. Nixon..... 42, 1994
- Speaker..... 42, 1914
8. Werber..... *40, 1934
- Hooper..... 40, 1910
10. Ellsbury..... 39, 2011

MULTI-HIT GAMES

1. Boggs..... *72, 1985
2. Rice..... *69, 1978
3. Garciaparra..... *68, 1997
- Boggs..... *68, 1983
5. Gonzalez..... *66, 2011
- T. Williams..... 66, 1940
7. Garciaparra..... 65, 2000
- Pesky..... 65, 1942
9. 3 tied..... 64

AT-BATS

1. Garciaparra..... *684, 1997
2. Rice..... *677, 1978
3. Buckner..... 673, 1985
4. Burleson..... *663, 1977
5. Cramer..... *661, 1940
6. Ellsbury..... 660, 2011
7. Garciaparra..... 658, 2003
- Cramer..... *658, 1938
9. Rice..... 657, 1984
10. 2 tied..... 653

DOUBLES

1. Webb..... *67, 1931
2. Garciaparra..... †56, 2002
3. Pedroia..... *54, 2008
4. Speaker..... *53, 1912
5. Ortiz..... 52, 2007
6. Garciaparra..... 51, 2000
- Boggs..... *51, 1989
- Cronin..... *51, 1938
9. Beltre..... *49, 2010
10. Pedroia..... 48, 2009

RUNS BATTED IN

1. Foxx..... *175, 1938
2. V. Stephens..... †159, 1949
- T. Williams..... †159, 1949
4. Ortiz..... *148, 2005
5. T. Williams..... *145, 1939
6. Ramirez..... 144, 2005
- Dropo..... †144, 1950
- V. Stephens..... †144, 1950
9. Vaughn..... 143, 1996
- Foxx..... 143, 1936

ON-BASE PCT.

1. T. Williams..... *553, 1941
2. T. Williams..... *526, 1957
3. T. Williams..... *499, 1942
4. T. Williams..... *499, 1947
5. T. Williams..... *497, 1946
6. T. Williams..... *497, 1948
7. T. Williams..... *490, 1949
8. T. Williams..... *479, 1956
9. Boggs..... *476, 1988
10. 3 tied..... 464

EXTRA-BASE HITS

1. Foxx..... *92, 1938
2. Ortiz..... *91, 2004
3. Ortiz..... *88, 2007
- Ortiz..... *88, 2005
5. Ramirez..... 87, 2004
6. Rice..... *86, 1978
- T. Williams..... *86, 1939
8. Ortiz..... 85, 2006
- Garciaparra..... 85, 2002
- Garciaparra..... 85, 1997
- T. Williams..... *85, 1949

PINCH HITS

1. Cronin..... *18, 1943
2. R. Miller..... 16, 1983
- D. Williams..... *16, 1963
4. R. Miller..... 14, 1984
- L. Green..... 14, 1966
6. D. Jones..... *13, 1967
- D. Jones..... 13, 1966
- Finney..... 13, 1939
- B. Miller..... *13, 1935
10. 2 tied..... 12

RUNS

1. T. Williams..... *150, 1949
2. T. Williams..... *142, 1946
3. T. Williams..... *141, 1942
4. Foxx..... 139, 1938
5. Speaker..... 136, 1912
6. T. Williams..... *135, 1941
7. T. Williams..... *134, 1940
8. DiMaggio..... *131, 1950
- T. Williams..... 131, 1939
10. 2 tied..... 130

TRIPLES

1. Speaker..... 22, 1913
2. Freeman..... 20, 1903
3. L. Gardner..... 19, 1914
- Freeman..... †19, 1904
- C. Stahl..... †19, 1904
- Freeman..... 19, 1902
7. Speaker..... 18, 1914
- L. Gardner..... 18, 1912
9. 4 tied..... 17

WALKS

1. T. Williams..... *162, 1949
- T. Williams..... *162, 1947
3. T. Williams..... *156, 1946
4. T. Williams..... *147, 1941
5. T. Williams..... *145, 1942
6. T. Williams..... *144, 1951
7. T. Williams..... *136, 1954
8. Yastrzemski..... 128, 1970
9. T. Williams..... *126, 1948
10. Boggs..... *125, 1988

SLUGGING PCT.

1. T. Williams..... *735, 1941
2. T. Williams..... *731, 1957
3. Foxx..... *704, 1938
4. Foxx..... *694, 1939
5. T. Williams..... *667, 1946
- Ruth..... *657, 1919
7. T. Williams..... *650, 1949
8. T. Williams..... *648, 1942
9. Ramirez..... 647, 2002
10. Lynn..... *637, 1979

TOTAL BASES

1. Rice..... *406, 1978
2. Foxx..... *398, 1938
3. Rice..... *382, 1977
4. Vaughn..... 370, 1996
5. Rice..... *369, 1979
- Foxx..... 369, 1936
7. T. Williams..... *368, 1949
8. Garciaparra..... 365, 1997
9. Ellsbury..... *364, 2011
10. Ortiz..... 363, 2005

INTENTIONAL WALKS

1. T. Williams..... *33, 1957
2. Ramirez..... *28, 2003
3. Ramirez..... *25, 2001
- Boggs..... *25, 1991
5. Ortiz..... 23, 2006
- Vaughn..... 23, 1993
7. Gonzalez..... 20, 2011
- Garciaparra..... 20, 2000
- Vaughn..... *20, 1994
10. 5 tied..... 19

* led league † tied for league lead **376 AB for Red Sox but led AL at .367 overall

CAREER BATTING LEADERS

GAMES

1. Yastrzemski.....	3,308
2. Evans.....	2,505
3. T. Williams.....	2,292
4. Rice.....	2,089
5. Doerr.....	1,865
6. Hooper.....	1,646
7. Boggs.....	1,625
8. Petrocelli.....	1,553
9. Varitek.....	1,546
10. DiMaggio.....	1,399
11. Ortiz.....	1,377
12. Malzone.....	1,359
13. Greenwell.....	1,269
14. G. Scott.....	1,192
15. Du. Lewis.....	1,184
16. Goodman.....	1,177
17. Cronin.....	1,134
18. Gardner.....	1,123
19. R. Miller.....	1,101
20. E. Scott.....	1,096

HITS

1. Yastrzemski.....	3,419
2. T. Williams.....	2,654
3. Rice.....	2,452
4. Evans.....	2,373
5. Boggs.....	2,098
6. Doerr.....	2,042
7. Hooper.....	1,707
8. DiMaggio.....	1,680
9. Ortiz.....	1,470
10. Malzone.....	1,454
11. Greenwell.....	1,400
12. Petrocelli.....	1,352
13. Goodman.....	1,344
14. Speaker.....	1,328
15. Varitek.....	1,307
16. Garciaparra.....	1,281
17. Pesky.....	1,277
18. Du. Lewis.....	1,248
19. Ramirez.....	1,232
20. Cronin.....	1,168

HOME RUNS

1. T. Williams.....	521
2. Yastrzemski.....	452
3. Rice.....	382
4. Evans.....	379
5. Ortiz.....	343
6. Ramirez.....	274
7. Vaughn.....	230
8. Doerr.....	223
9. Foxx.....	222
10. Petrocelli.....	210
11. Varitek.....	193
12. Garciaparra.....	178
13. Jensen.....	170
14. T. Conigliaro.....	162
Fisk.....	162
16. G. Scott.....	154
17. R. Smith.....	149
18. T. Nixon.....	133
Youkilis.....	133
20. Malzone.....	131

AT-BATS

1. Yastrzemski.....	11,988
2. Evans.....	8,726
3. Rice.....	8,225
4. T. Williams.....	7,706
5. Doerr.....	7,093
6. Hooper.....	6,270
7. Boggs.....	6,213
8. DiMaggio.....	5,640
9. Petrocelli.....	5,390
10. Malzone.....	5,273
11. Varitek.....	5,099
12. Ortiz.....	5,062
13. Greenwell.....	4,623
14. Goodman.....	4,399
15. Du. Lewis.....	4,325
16. G. Scott.....	4,234
17. Pesky.....	4,085
18. Burleson.....	4,064
19. Garciaparra.....	3,968
20. Ramirez.....	3,953

DOUBLES

1. Yastrzemski.....	646
2. T. Williams.....	525
3. Evans.....	474
4. Boggs.....	422
5. Doerr.....	381
6. Ortiz.....	374
7. Rice.....	373
8. DiMaggio.....	308
9. Varitek.....	306
10. Garciaparra.....	279
11. Greenwell.....	275
12. Cronin.....	270
13. Valentin.....	266
14. Ramirez.....	256
15. Du. Lewis.....	254
16. Goodman.....	248
17. Hooper.....	246
18. Pedraza.....	245
19. Speaker.....	241
20. Youkilis.....	239

RUNS BATTED IN

1. Yastrzemski.....	1,844
2. T. Williams.....	1,839
3. Rice.....	1,451
4. Evans.....	1,346
5. Doerr.....	1,247
6. Ortiz.....	1,088
7. Ramirez.....	868
8. Foxx.....	788
9. Petrocelli.....	773
10. Varitek.....	757
11. Vaughn.....	752
12. Cronin.....	737
13. Jensen.....	733
14. Greenwell.....	726
15. Malzone.....	716
16. Garciaparra.....	690
17. Boggs.....	687
18. Du. Lewis.....	629
19. DiMaggio.....	618
20. Fisk.....	568

RUNS

1. Yastrzemski.....	1,816
2. T. Williams.....	1,798
3. Evans.....	1,435
4. Rice.....	1,249
5. Doerr.....	1,094
6. Boggs.....	1,067
7. DiMaggio.....	1,046
8. Hooper.....	988
9. Ortiz.....	909
10. Pesky.....	776
11. Ramirez.....	743
12. Foxx.....	721
13. Garciaparra.....	709
14. Speaker.....	703
15. Goodman.....	688
16. Varitek.....	664
17. Greenwell.....	657
18. Petrocelli.....	653
19. Cronin.....	645
20. Malzone.....	641

TRIPLES

1. Hooper.....	130
2. Speaker.....	106
3. Freeman.....	90
4. Doerr.....	89
5. Gardner.....	87
6. Rice.....	79
7. Ferris.....	77
8. Evans.....	72
9. T. Williams.....	71
10. J. Collins.....	65
11. Parent.....	63
12. Du. Lewis.....	62
C. Stahl.....	62
14. Yastrzemski.....	59
15. DiMaggio.....	57
16. Todt.....	56
17. Garciaparra.....	50
J. Stahl.....	50
19. Boggs.....	47
He. Wagner.....	47

WALKS

1. T. Williams.....	2,021
2. Yastrzemski.....	1,845
3. Evans.....	1,337
4. Boggs.....	1,004
5. Hooper.....	826
6. Ortiz.....	825
7. Doerr.....	809
8. DiMaggio.....	750
9. Rice.....	670
10. Petrocelli.....	661
11. Ramirez.....	636
12. Foxx.....	624
13. Varitek.....	614
14. Cronin.....	585
Jensen.....	585
16. Pesky.....	581
17. Goodman.....	561
18. Vaughn.....	519
19. Youkilis.....	494
20. Greenwell.....	460

CAREER BATTING LEADERS, CONTINUED

BATTING AVG. (1,500 AB)

1. T. Williams.....344
2. Boggs.....338
3. Speaker.....337
4. Garciaparra.....323
5. Runnels.....320
6. Foxx.....320
7. R. Johnson.....313
8. Pesky.....313
9. Ramirez.....312
10. Lynn.....308
11. Goodman.....306
12. Vaughn.....304
13. Greenwell.....303
14. **Pedroia**.....303
15. Cramer.....302
16. R. Ferrell.....302
17. Finney.....301
18. Cronin.....300
19. Rice.....298
20. DiMaggio.....298

STOLEN BASES

1. Hooper.....300
2. Speaker.....267
3. **Ellsbury**.....189
4. Yastrzemski.....168
5. He. Wagner.....141
6. Gardner.....134
7. Parent.....129
8. T. Harper.....107
- Werber.....107
10. C. Stahl.....105
11. J. Collins.....102
- Du. Lewis.....102
- Pedroia**.....102
14. DiMaggio.....100
15. Damon.....98
- Remy.....98
17. Burks.....95
- Jensen.....95
19. Garciaparra.....84
- R. Smith.....84

ON-BASE PCT. (1,500 AB)

1. T. Williams.....482
2. Foxx.....429
3. Boggs.....428
4. Speaker.....414
5. Ramirez.....411
6. Runnels.....408
7. Pesky.....401
8. Vaughn.....394
9. Cronin.....394
10. R. Ferrell.....394
11. **Ortiz**.....389
12. Youkilis.....388
13. R. Johnson.....386
14. Goodman.....386
15. DiMaggio.....383
16. Lynn.....383
17. Yastrzemski.....379
18. Jensen.....374
19. Flagstead.....374
20. Garciaparra.....370

EXTRA-BASE HITS

1. Yastrzemski.....1,157
2. T. Williams.....1,117
3. Evans.....925
4. Rice.....834
5. **Ortiz**.....730
6. Doerr.....693
7. Boggs.....554
8. Ramirez.....537
9. Varitek.....513
10. Garciaparra.....507
11. Petrocelli.....469
12. DiMaggio.....452
13. Foxx.....448
14. Greenwell.....443
15. Vaughn.....439
16. Cronin.....433
17. Hooper.....406
18. Valentin.....404
19. Fisk.....402
20. Youkilis.....389

SLUGGING PCT. (1,500 AB)

1. T. Williams......634
2. Foxx......605
3. Ramirez......588
4. **Ortiz**......573
5. Garciaparra......553
6. Vaughn......542
7. Lynn......520
8. Rice......502
9. V. Stephens......492
10. Daubach......488
11. T. Conigliaro......488
12. Youkilis......487
13. Cronin......484
14. Speaker......482
15. Fisk......481
16. Armas......480
17. T. Nixon......478
18. Jensen......478
19. Evans......473
20. R. Smith......471

TOTAL BASES

1. Yastrzemski.....5,539
2. T. Williams.....4,884
3. Rice.....4,129
4. Evans.....4,128
5. Doerr.....3,270
6. **Ortiz**.....2,899
7. Boggs.....2,869
8. DiMaggio.....2,363
9. Ramirez.....2,324
10. Hooper.....2,303
11. Petrocelli.....2,263
12. Varitek.....2,220
13. Garciaparra.....2,194
14. Greenwell.....2,141
15. Malzone.....2,123
16. Vaughn.....2,074
17. Foxx.....1,988
18. Speaker.....1,898
19. Cronin.....1,883
20. Fisk.....1,856



Harry Hooper is the Red Sox career leader in triples and stolen bases.

ANNUAL BATTING LEADERS

YEAR	BATTING AVERAGE	RUNS	HITS	DOUBLES				
2012	Gonzalez.....	300	Pedroia.....	81	Pedroia.....	163	Pedroia.....	39
2011	Pedroia.....	338	Ellsbury.....	119	Gonzalez.....	*213	Ellsbury.....	46
2010	Beltre.....	321	Scutaro.....	92	Beltre.....	189	Beltre.....	*49
2009	Youkilis.....	305	Pedroia.....	*115	Ellsbury.....	188	Pedroia.....	48
2008	Pedroia.....	326	Pedroia.....	*118	Pedroia.....	*213	Pedroia.....	*54
2007	Ortiz.....	332	Ortiz.....	116	Lowell.....	191	Ortiz.....	52
2006	Ramirez.....	321	Ortiz.....	115	Loretta.....	181	Lowell.....	47
2005	Damon.....	316	Ortiz.....	119	Damon.....	197	Ortiz.....	40
2004	Ramirez.....	308	Damon.....	123	Damon.....	189	Ortiz.....	47
2003	Mueller.....	*326	GarciaParra.....	120	GarciaParra.....	198	Mueller.....	45
2002	Ramirez.....	*349	Damon.....	118	GarciaParra.....	197	GarciaParra.....	*56
2001	Ramirez.....	306	T. Nixon.....	100	Ramirez.....	162	Ramirez.....	33
2000	GarciaParra.....	*372	GarciaParra.....	104	GarciaParra.....	197	GarciaParra.....	51
1999	GarciaParra.....	*357	Offerman.....	107	GarciaParra.....	190	GarciaParra.....	42
1998	Vaughn.....	337	Valentin.....	113	Vaughn.....	205	Valentin.....	44
1997	Jefferson.....	319	GarciaParra.....	122	GarciaParra.....	*209	Valentin.....	*47
1996	Vaughn.....	326	Vaughn.....	118	Vaughn.....	207	Jefferson.....	30
1995	Naehring.....	307	Valentin.....	108	Vaughn.....	165	Valentin.....	37
1994	Vaughn.....	310	Vaughn.....	65	Vaughn.....	122	Valentin.....	26
1993	Greenwell.....	315	Vaughn.....	86	Greenwell.....	170	Valentin.....	40
1992	Brunansky.....	266	Reed.....	64	Reed.....	136	Brunansky.....	31
1991	Boggs.....	332	Boggs.....	93	Boggs.....	181	Boggs, Reed.....	42
1990	Boggs.....	302	Boggs, Burks.....	89	Boggs.....	187	Reed.....	*45
1989	Boggs.....	330	Boggs.....	*113	Boggs.....	205	Boggs.....	*51
1988	Boggs.....	*366	Boggs.....	*128	Boggs.....	214	Boggs.....	*45
1987	Boggs.....	*363	Evans.....	109	Boggs.....	200	Boggs.....	40
1986	Boggs.....	*357	Boggs.....	107	Boggs.....	207	Boggs.....	47
1985	Boggs.....	*368	Evans.....	110	Boggs.....	*240	Buckner.....	46
1984	Boggs.....	325	Evans.....	*121	Boggs.....	203	Evans.....	37
1983	Boggs.....	*361	Boggs.....	100	Boggs.....	210	Boggs.....	44
1982	Rice.....	309	Evans.....	122	Evans, Remy.....	178	Evans.....	37
1981	Lansford.....	*336	Evans.....	84	Lansford.....	134	Lansford.....	23
1980	Rice.....	294	Burleson.....	89	Burleson.....	179	Evans.....	37
1979	Lynn.....	*333	Rice.....	117	Rice.....	201	Lynn.....	42
1978	Rice.....	315	Rice.....	121	Rice.....	*213	Fisk.....	39
1977	Rice.....	320	Fisk.....	106	Rice.....	206	Burleson.....	36
1976	Lynn.....	314	Fisk, Lynn.....	76	Rice.....	164	Evans.....	34
1975	Lynn.....	331	Lynn.....	*103	Lynn.....	175	Lynn.....	*47
1974	Yastrzemski.....	301	Yastrzemski.....	*93	Yastrzemski.....	155	Yastrzemski.....	25
1973	Yastrzemski.....	296	T. Harper.....	92	Yastrzemski.....	160	Cepeda, Yastrzemski.....	25
1972	Fisk.....	293	T. Harper.....	92	T. Harper.....	141	T. Harper.....	29
1971	R. Smith.....	283	R. Smith.....	85	R. Smith.....	175	R. Smith.....	*33
1970	Yastrzemski.....	329	Yastrzemski.....	*125	Yastrzemski.....	186	R. Smith.....	32
1969	R. Smith.....	309	Yastrzemski.....	96	R. Smith.....	168	Petrocelli.....	32
1968	Yastrzemski.....	*301	Yastrzemski.....	90	Yastrzemski.....	162	R. Smith.....	*37
1967	Yastrzemski.....	*326	Yastrzemski.....	*112	Yastrzemski.....	*189	Yastrzemski.....	31
1966	Yastrzemski.....	278	Foy.....	97	Yastrzemski.....	165	Yastrzemski.....	*39
1965	Yastrzemski.....	312	T. Conigliaro.....	82	Yastrzemski.....	154	Yastrzemski.....	*45
1964	Bressoud.....	293	Bressoud.....	86	Stuart.....	168	Bressoud.....	41
1963	Yastrzemski.....	*321	Yastrzemski.....	91	Yastrzemski.....	*183	Yastrzemski.....	*40
1962	Runnels.....	*326	Yastrzemski.....	99	Yastrzemski.....	191	Yastrzemski.....	43
1961	Malzone.....	266	Schilling.....	87	Schilling.....	167	Yastrzemski.....	31
1960	Runnels.....	*320	Runnels.....	80	Runnels.....	169	Malzone.....	30
1959	Runnels.....	314	Jensen.....	101	Runnels.....	176	Malzone.....	34
1958	T. Williams.....	*328	Runnels.....	103	Malzone.....	185	Runnels.....	32
1957	T. Williams.....	*388	Piersall.....	103	Malzone.....	185	Malzone.....	31
1956	T. Williams.....	345	Klaus, Piersall.....	91	Jensen.....	182	Piersall.....	*40
1955	Goodman.....	294	Goodman.....	100	Goodman.....	176	Goodman.....	31
1954	T. Williams.....	345	T. Williams.....	93	Jensen.....	160	3 tied.....	25
1953	Goodman.....	313	Piersall.....	76	Goodman.....	161	Kell.....	41
1952	Goodman.....	306	DiMaggio.....	81	Goodman.....	157	Goodman.....	27
1951	T. Williams.....	318	DiMaggio.....	*113	DiMaggio.....	189	DiMaggio, Goodman.....	34
1950	Goodman.....	*354	DiMaggio.....	*131	DiMaggio.....	193	V. Stephens.....	34
1949	T. Williams.....	343	T. Williams.....	*150	T. Williams.....	194	T. Williams.....	*39
1948	T. Williams.....	*369	DiMaggio.....	127	T. Williams.....	188	T. Williams.....	*44
1947	T. Williams.....	*343	T. Williams.....	*125	Pesky.....	*207	T. Williams.....	40
1946	T. Williams.....	342	T. Williams.....	*142	Pesky.....	*208	Pesky.....	43
1945	B. Johnson.....	280	Lake.....	81	B. Johnson.....	148	Newsome.....	30
1944	Doerr.....	325	B. Johnson.....	106	B. Johnson.....	170	B. Johnson.....	40

* led league * tied for league lead


+ led league at .367 with BOS and DET

ANNUAL BATTING LEADERS, CONTINUED

YEAR	BATTING AVERAGE	RUNS	HITS	DOUBLES
1943	Fox..... .288	Doerr..... 78	Doerr.....163	Doerr.....32
1942	T. Williams..... *356	T. Williams..... *141	Pesky.....*205	DiMaggio.....36
1941	T. Williams..... *406	T. Williams..... *135	T. Williams.....185	Cronin.....38
1940	T. Williams..... 344	T. Williams..... *134	Cramer.....**200	T. Williams.....43
1939	Fox..... 360	T. Williams.....131	T. Williams.....185	T. Williams.....44
1938	Fox..... *349	Fox.....139	Vosmik.....*201	Cronin.....*51
1937	Chapman..... 307	Fox.....111	Cronin.....175	Cronin.....40
1936	Fox..... 338	Fox.....130	Fox.....198	McNair.....36
1935	R. Johnson..... 315	Almada..... 85	Almada.....176	Cronin.....37
1934	Werber..... 321	Werber.....129	Werber.....200	R. Johnson.....43
1933	R. Johnson..... 313	R. Johnson..... 88	R. Johnson.....151	Cooke.....35
1932	Alexander..... +.372	R. Johnson.....70	Jolley.....164	Pickering.....28
1931	Webb..... 333	Webb.....96	Webb.....196	Webb.....*67
1930	Webb..... 323	Oliver.....86	Oliver.....189	Regan.....35
1929	Rothrock..... 300	Rothrock.....70	Scarritt.....159	Todd.....38
1928	Myer..... 313	Flagstead..... 84	Myer.....168	Flagstead.....41
1927	Tobin..... 310	Flagstead.....63	Myer.....135	Regan.....37
1926	Rigney..... 270	Rigney..... 71	Todd.....153	Jacobson.....36
1925	I. Boone..... 330	Flagstead..... 84	Flagstead.....160	Flagstead.....38
1924	I. Boone..... 337	Flagstead.....106	Wambsganss.....174	Wambsganss.....41
1923	J. Harris..... 335	Burns.....91	Burns.....181	Burns.....47
1922	J. Harris..... 316	Pratt..... 73	Pratt.....183	Pratt.....44
1921	Pratt..... 324	Leibold..... 88	McInnis.....179	Pratt.....36
1920	Hooper..... 312	Hooper.....91	Hooper.....167	Hooper, Schang.....30
1919	Ruth..... 322	Ruth..... *103	E. Scott.....141	Ruth.....34
1918	Hooper..... 289	Hooper..... 81	Hooper.....137	Hooper, Ruth.....26
1917	Du. Lewis..... 302	Hooper..... 89	Du. Lewis.....167	Du. Lewis.....29
1916	Gardner..... 308	Hooper..... 75	Hooper.....156	Lewis, Walker.....29
1915	Speaker..... 322	Speaker.....108	Speaker.....176	Du. Lewis.....31
1914	Speaker..... 338	Speaker.....100	Speaker.....*193	Speaker.....*46
1913	Speaker..... 365	Hooper.....100	Speaker.....190	Speaker.....35
1912	Speaker..... 383	Speaker.....136	Speaker.....222	Speaker.....*53
1911	Speaker..... 334	Hooper.....93	Speaker.....167	Speaker.....34
1910	Speaker..... 340	Speaker.....92	Speaker.....183	Du. Lewis.....29
1909	Lord..... 311	Lord..... 86	Speaker.....168	Speaker.....26
1908	Gessler..... 308	McConnell..... 77	Lord.....145	Lord.....15
1907	Congalton..... 286	D. Sullivan..... 73	Congalton.....142	Ferris.....25
1906	Grimshaw..... 290	Parent..... 67	C. Stahl.....170	Ferris.....25
1905	J. Collins..... 276	Burkett..... 78	Burkett.....147	J. Collins.....25
1904	Parent..... 291	Collins, Parent..... 85	Parent.....172	J. Collins.....33
1903	Dougherty..... 331	Dougherty..... *107	Dougherty.....*195	Freeman.....39
1902	Dougherty..... 342	C. Stahl..... 92	Freeman.....174	Freeman.....38
1901	Freeman..... 339	J. Collins.....109	J. Collins.....185	J. Collins.....42

* led league ** tied for league lead

+ led league at .367 with BOS and DET



Ted Williams set a club record with his .406 AVG in 1941 and became the last ML player to hit .400.

ANNUAL BATTING LEADERS, CONTINUED

YEAR	TRIPLES	HOME RUNS	RUNS BATTED IN	STOLEN BASES
2012	Pedroia.....3	Saltalamacchia.....25	Gonzalez.....86	Pedroia.....20
2011	Crawford.....7	Ellsbury.....32	Gonzalez.....117	Ellsbury.....39
2010	Youkilis.....5	Ortiz.....32	Beltre, Ortiz.....102	Kalish.....10
2009	Ellsbury.....**10	Bay.....36	Bay.....119	Ellsbury.....*70
2008	Ellsbury.....7	Youkilis.....29	Youkilis.....115	Ellsbury.....*50
2007	Crisp.....7	Ortiz.....35	Lowell.....120	Lugo.....33
2006	7 tied.....2	Ortiz.....*54	Ortiz.....*137	Crisp.....22
2005	Damon.....6	Ortiz.....47	Ortiz.....*148	Damon.....18
2004	Damon.....6	Ramirez.....*43	Ortiz.....139	Damon.....19
2003	Garcia.....13	Ramirez.....37	Garcia.....105	Damon.....30
2002	Damon.....*11	Ramirez.....33	Garcia.....120	Damon.....31
2001	O'Leary.....6	Ramirez.....41	Ramirez.....125	Everett.....9
2000	T. Nixon.....8	Everett.....34	Everett.....108	Everett.....11
1999	Offerman.....11	O'Leary.....28	Garcia.....104	Offerman.....18
1998	Garcia, O'Leary.....8	Vaughn.....40	Garcia.....122	Da. Lewis.....29
1997	Garcia.....*11	Vaughn.....35	Garcia.....98	Garcia.....22
1996	O'Leary.....5	Vaughn.....44	Vaughn.....143	Frye.....18
1995	O'Leary.....6	Vaughn.....39	Vaughn.....**126	Valentin.....20
1994	S. Cooper.....4	Vaughn.....26	Vaughn.....82	O. Nixon.....42
1993	Greenwell.....6	Vaughn.....29	Vaughn.....101	Fletcher.....16
1992	Boggs.....4	Brunansky.....15	Brunansky.....74	Reed.....7
1991	Greenwell.....6	J. Clark.....28	J. Clark.....87	Greenwell.....15
1990	Burks.....8	Burks.....21	Burks.....89	Burks.....9
1989	Boggs.....7	Esasky.....30	Esasky.....108	Burks.....21
1988	Greenwell.....8	Greenwell.....22	Greenwell.....119	Burks.....25
1987	Owen.....7	Evans.....34	Evans.....123	Burks.....27
1986	Armas, Barrett.....4	Baylor.....31	Rice.....110	Barrett.....15
1985	Armas, Gedman.....5	Evans.....29	Buckner.....110	Buckner.....18
1984	Evans.....8	Armas.....*43	Armas.....*123	Gutierrez.....12
1983	Boggs.....7	Rice.....*39	Rice.....**126	Remy.....11
1982	Evans.....7	Evans.....32	Evans.....98	Remy.....16
1981	Evans.....4	Evans.....**22	Evans.....71	Lansford.....15
1980	Rice.....6	T. Perez.....25	T. Perez.....105	Remy.....14
1979	Hobson.....7	Lynn, Rice.....39	Rice.....130	Remy.....14
1978	Rice.....*15	Rice.....*46	Rice.....*139	Remy.....30
1977	Rice.....15	Rice.....*39	Rice.....114	Burleson.....13
1976	Lynn, Rice.....8	Rice.....25	Yastrzemski.....102	Burleson, Lynn.....14
1975	Lynn.....7	Rice.....22	Lynn.....105	Lynn, Rice.....10
1974	Evans.....8	Petrocelli, Yastrzemski.....15	Yastrzemski.....79	T. Harper.....28
1973	R. Miller.....7	Fisk.....26	Yastrzemski.....95	T. Harper.....*54
1972	Fisk.....**9	Fisk.....22	Petrocelli.....75	T. Harper.....25
1971	Kennedy.....5	R. Smith.....30	R. Smith.....96	Griffin, Smith.....11
1970	R. Smith.....7	Yastrzemski.....40	T. Conigliaro.....116	Yastrzemski.....23
1969	R. Smith.....7	Petrocelli, Yastrzemski.....40	Yastrzemski.....111	Yastrzemski.....15
1968	R. Smith.....5	Harrelson.....35	Harrelson.....*109	Foy.....26
1967	G. Scott.....7	Yastrzemski.....**44	Yastrzemski.....*121	R. Smith.....16
1966	Foy.....8	T. Conigliaro.....28	T. Conigliaro.....93	Tartabull.....11
1965	L. Green.....6	T. Conigliaro.....*32	Mantilla.....92	Green, Jones.....8
1964	Yastrzemski.....9	Stuart.....33	Stuart.....114	Jones, Yastrzemski.....6
1963	Clinton.....7	Stuart.....42	Stuart.....*118	Geiger.....9
1962	Clinton.....*10	Malzone.....21	Malzone.....95	Geiger.....18
1961	Geiger, Yastrzemski.....6	Geiger.....18	Malzone.....87	Geiger.....16
1960	Buddin, Clinton.....5	T. Williams.....29	Wertz.....103	Runnels, Stephens.....5
1959	Runnels.....6	Jensen.....28	Jensen.....*112	Jensen.....20
1958	Piersall, Runnels.....5	Jensen.....35	Jensen.....*122	Piersall.....12
1957	Malzone, Piersall.....5	T. Williams.....38	Jensen, Malzone.....103	Piersall.....14
1956	Jensen.....**11	T. Williams.....24	Jensen.....97	Jensen.....11
1955	Jensen.....6	T. Williams.....28	Jensen.....**116	Jensen.....16
1954	Agganis.....8	T. Williams.....29	Jensen.....117	Jensen.....*22
1953	Piersall.....9	Gernert.....21	Kell.....73	Piersall.....11
1952	Evers, Vollmer.....4	Gernert.....19	Gernert.....67	Throneberry.....16
1951	Pesky.....6	T. Williams.....30	T. Williams.....126	Goodman.....7
1950	DiMaggio, Doerr.....*11	Dropo.....34	Dropo, Stephens.....*144	DiMaggio.....*15
1949	Doerr.....9	T. Williams.....*43	Stephens, Williams.....159	DiMaggio.....9
1948	V. Stephens.....8	V. Stephens.....29	V. Stephens.....137	DiMaggio.....10
1947	Doerr.....10	T. Williams.....*32	T. Williams.....*114	Pesky.....12
1946	Doerr.....9	T. Williams.....38	T. Williams.....123	DiMaggio.....10
1945	Johnson, McBride.....7	B. Johnson.....12	B. Johnson.....74	Metkovich.....19
1944	Doerr.....10	B. Johnson.....17	B. Johnson.....106	Metkovich.....13
1943	Lupien.....9	Doerr.....16	Tabor.....85	Fox.....22
1942	Pesky.....9	T. Williams.....*36	T. Williams.....*137	DiMaggio.....16

* led league ** tied for league lead

ANNUAL BATTING LEADERS, CONTINUED

YEAR	TRIPLES	HOME RUNS	RUNS BATTED IN	STOLEN BASES
1941	Finney10	T. Williams*37	T. Williams120	Tabor17
1940	Finney15	Foxx36	Foxx119	Tabor14
1939	T. Williams11	Foxx*35	T. Williams*145	Tabor16
1938	Foxx9	Foxx50	Foxx*175	Chapman13
1937	Chapman, Cramer..11	Foxx36	Foxx127	Chapman27
1936	Foxx, Kroner8	Foxx41	Foxx143	Werber23
1935	Cronin14	Werber14	Cronin95	Werber*29
1934	Johnson, Werber..10	Werber11	R. Johnson119	Werber*40
1933	Cooke10	R. Johnson10	R. Johnson95	Werber15
1932	Olson6	Jolley18	Jolley99	R. Johnson13
1931	Oliver5	Webb14	Webb103	Rothrock13
1930	Regan10	Webb16	Webb66	Oliver, Reeves6
1929	Scarritt17	Rothrock6	Scarritt71	Rothrock23
1928	Taitt14	Todt12	Regan75	Myer*30
1927	Myer11	Todt6	Flagstead69	Flagstead12
1926	Todt12	Todt7	Jacobson, Todt69	Haney*13
1925	Todt13	Todt11	Todt75	Ezzell, Prothro9
1924	Harris, Veach9	I. Boone13	Veach99	Wambsganss14
1923	J. Harris11	J. Harris13	Burns82	McMillan13
1922	J. Harris9	Burns12	Pratt86	Menosky9
1921	S. Collins12	Pratt5	Pratt102	S. Collins15
1920	Hooper17	Hooper7	Hendryx73	Menosky23
1919	Ruth12	Ruth*29	Ruth*114	Hooper23
1918	Hooper13	Ruth*11	Ruth66	Hooper24
1917	Hooper11	Hooper3	Du. Lewis65	Hooper21
1916	Hooper, Walker11	3 tied3	Gardner62	Hooper27
1915	Hooper13	Ruth4	Du. Lewis76	Speaker29
1914	Gardner19	Speaker4	Speaker90	Speaker42
1913	Speaker22	Hooper4	Du. Lewis90	Speaker46
1912	Gardner18	Speaker*10	Du. Lewis109	Speaker52
1911	Speaker13	Speaker8	Du. Lewis86	Hooper38
1910	J. Stahl16	J. Stahl*10	J. Stahl77	Hooper40
1909	Speaker13	Speaker7	Speaker77	Lord36
1908	Gessler14	Gessler3	Gessler63	McConnell31
1907	Unglaub13	Ferris4	Unglaub62	He. Wagner20
1906	Ferris13	C. Stahl4	C. Stahl51	Parent16
1905	Ferris16	Ferris6	J. Collins65	Parent25
1904	Freeman, Stahl19	Freeman7	Freeman84	Parent20
1903	Freeman20	Freeman*13	Freeman*104	Dougherty35
1902	Freeman19	Freeman11	Freeman*121	C. Stahl24
1901	Collins, Stahl16	Freeman12	Freeman114	Dowd33

* led league ** tied for league lead



David Ortiz led the AL and set a club single-season mark with 54 homers in 2006.

MISCELLANEOUS BATTING

200-HIT SEASONS

RANK/PLAYER	HITS, YEAR	RANK/PLAYER	HITS, YEAR	RANK/PLAYER	HITS, YEAR
1. Boggs	*240, 1985	9. Garciaparra	*209, 1997	18. Boggs	203, 1984
2. Speaker	222, 1912	10. Pesky	*208, 1946	19. Buckner	201, 1985
3. Boggs	214, 1988	11. Vaughn	207, 1996	Rice	201, 1979
4. Gonzalez	+213, 2011	Boggs	207, 1986	Vosmik	201, 1938
Pedroia	+213, 2008	Pesky	*207, 1947	22. Boggs	200, 1987
Rice	*213, 1978	14. Rice	206, 1977	Rice	200, 1986
7. Ellsbury	212, 2011	15. Vaughn	205, 1998	Cramer	+200, 1940
8. Boggs	210, 1983	Boggs	205, 1989	Werber	200, 1934
		Pesky	*205, 1942		

*led league +tied for league lead

20-GAME CONSECUTIVE HITTING STREAKS (SINGLE-SEASON)

RANK/PLAYER	G, YEAR	RANK/PLAYER	G, YEAR	RANK/PLAYER	G, YEAR
1. DiMaggio	34, 1949	15. Garciaparra	24, 1998	29. Walker	20, 2003
2. Garciaparra	30, 1997	16. Youkilis	23, 2007	Garciaparra	20, 2000
Speaker	30, 1912	T. Williams	23, 1941	Boggs	20, 1986
4. Damon	29, 2005	Myer	23, 1928	Easler	20, 1984
5. Boggs	28, 1985	Burns	23, 1922	Lynn	20, 1979
6. Ramirez	27, 2006	Pratt	23, 1922	Lynn	20, 1975
DiMaggio	27, 1951	21. Ellsbury	22, 2009	Bressoud	20, 1964
8. Garciaparra	26, 2003	Jefferson	22, 1997	Jolley	20, 1932
Pesky	26, 1947	Doyle	22, 1975	Boone	20, 1925
Freeman	26, 1902	DiMaggio	22, 1942	Ruth	20, 1919
11. Pedroia	25, 2011	Speaker	22, 1913	Speaker	20, 1912
V. Martinez	25, 2009	26. Greenwell	21, 1989	Speaker	20, 1912
Boggs	25, 1987	Rice	21, 1980		
Metkovich	25, 1944	Doerr	21, 1943		

CAREER PINCH-HIT LEADERS

Rank/Player	H	Rank/Player	H	Rank/Player	H
1. D. Jones	55	8. Rothrock	27	13. Geiger	22
2. R. Miller	49	9. G. Stephens	24	14. L. Green	21
3. R. Nixon	43	10. Finney	23	15. Spence	20
4. T. Williams	33	Gedman	23	Tartabull	20
5. Cronin	29	P. Green	23		
Henricksen	29				
Varitek	29				

HITTING FOR THE CYCLE

PLAYER	DATE/OPP.	PLAYER	DATE/OPP.
Buck Freeman	6/21/1903 at CLE	Bobby Doerr	5/13/1947 vs. CWS
Patsy Dougherty	7/29/1903 vs. NY	Lu Clinton	7/13/1962 at KCA (15)*
Tris Speaker	6/9/1912 at STL	Carl Yastrzemski	5/14/1965 vs. DET (10)
Roy Carlyle	7/21/1925 (G1) at CWS	Bob Watson	9/15/1979 at BAL
Julius Solters	8/19/1934 (G1) at DET	Fred Lynn	5/13/1980 vs. MIN
Joe Cronin	8/2/1940 at DET	Dwight Evans	6/28/1984 vs. SEA (11)
Leon Culberson	7/3/1943 at CLE	Rich Gedman	9/18/1985 vs. TOR
Bobby Doerr	5/17/1944 (G2) vs. STL	Mike Greenwell	9/14/1988 vs. BAL
Bob Johnson	7/6/1944 vs. DET	Scott Cooper	4/12/1994 at KC
Ted Williams	7/21/1946 (G2) vs. STL	John Valentin	6/6/1996 vs. CWS

*Hit for cycle in 9 innings

NOTE: 19 Red Sox have hit for the cycle. Bobby Doerr is the only player to do it twice.

PITCHERS BATTING SINCE DH RULE (NON-INTERLEAGUE GAMES)

DATE/OPP.	PITCHER	RESULT	DATE/OPP.	PITCHER	RESULT
8/12/2012 at CLE	Clayton Mortensen	SO (swing)	8/13/1985 vs. KC	Tim Lollar-PH	Line out (L-5)
7/31/2000 at SEA	Hipolito Pichardo	SO (called)	7/29/1980 at KC	Dick Drago	Ground out (6-3)
6/28/2000 vs. BAL	Tim Wakefield-PH	Sac. bunt	7/25/1979 vs. OAK	Joel Finch	Fly out (F-9)
6/28/2000 vs. BAL	Pete Schourek-PH	Single CF	7/5/1976 vs. CHW	Luis Tiant	SO (swinging)
5/13/2000 at BAL	Derek Lowe	SO (called)	6/17/1976 at OAK	Dick Pole	Ground out (1-3)
4/22/1998 at DET	Tim Wakefield-PH	Sac. bunt	5/21/1976 at NYY	Jim Willoughby	Fly out (F-8)
5/23/1996 vs. SEA	Roger Clemens	Single CF	7/12/1975 vs. TEX	Luis Tiant	Fly out (F-9)
8/12/1986 at KC (G2)	Tim Lollar-PH	Single CF			

RBI HISTORY

MOST CAREER 100-RBI SEASONS

No.	PLAYER	YEARS	No.	PLAYER	YEARS	No.	PLAYER	YEARS
9	T. Williams	1939-42, 46-49, 51	6	Foxx	1936-41	4	Evans	1984, 87-89
8	Rice	1975, 77-79, 83-86	5	Yastrzemski	1967, 69-70, 76-77	3	V. Stephens	1948-50
6	Ortiz	2003-07, 10	5	Jensen	1954-55, 57-59	3	Cronin	1937, 39-40
6	Ramirez	2001-06	4	Garcia	1998-99, 2002-03	3	Freeman	1901-03
6	Doerr	1940, 42, 46, 48-50	4	Vaughn	1993, 95-96, 98			

GAME-WINNING RBI LEADERS (SINCE 1979)

Year	Player	RBI	Year	Player	RBI	Year	Player	RBI
1979	Lynn	13	1991	Clark, Greenwell	14	2003	Ortiz	16
1980	T. Perez	9	1992	Brunansky	13	2004	Ortiz, Ramirez	17
1981	Yastrzemski	10	1993	Dawson	16	2005	Ortiz	21
1982	Rice	15	1994	Naehring	7	2006	Ortiz	18
1983	Rice	14	1995	Valentin	10	2007	Ramirez	17
1984	Rice	17	1996	Vaughn	12	2008	Drew	11
1985	Evans	13	1997	Garcia	13	2009	Bay, Lowell, Ortiz	12
1986	Baylor	13	1998	Garcia	20	2010	Ortiz	13
1987	Boggs	15	1999	O'Leary	14	2011	Gonzalez	17
1988	Greenwell	*23	2000	Garcia	18	2012	Gonzalez	11
1989	Burks	12	2001	Ramirez	16			
1990	Burks	17	2002	Garcia	16			

*AL record while official stat

NOTE: A uniform GWRBI rule was adopted by both leagues in 1979 as "the RBI that gives a team a lead it never relinquishes." Discontinued as an official stat after the 1988 season, the Red Sox still use the 1979 rule.

GAME-TYING AND GO-AHEAD RBI LEADERS (SINCE 1972)

Year	Player	RBI	Year	Player	RBI	Year	Player	RBI
1972	Yastrzemski	34	1986	Rice	40	2000	Garcia	38
1973	Cepeda	27	1987	Boggs	39	2001	Ramirez	47
1974	Yastrzemski	30	1988	Greenwell	44	2002	Ramirez	30
1975	Rice	43	1989	Greenwell	31	2003	Ortiz	34
1976	Yastrzemski	40	1990	Burks	30	2004	Ortiz	43
1977	Rice	43	1991	Greenwell	27	2005	Ortiz	48
1978	Rice	58	1992	Brunansky	26	2006	Ortiz	55
1979	Lynn	50	1993	Greenwell	28	2007	Ortiz	47
1980	T. Perez	34	1994	Vaughn	23	2008	Ortiz, Ramirez	26
1981	Evans	27	1995	Vaughn	32	2009	Bay	37
1982	Evans	36	1996	Vaughn	42	2010	Ortiz	45
1983	Rice	49	1997	Garcia	41	2011	Gonzalez	37
1984	Rice	43	1998	Vaughn	39	2012	Gonzalez	30
1985	Buckner	36	1999	O'Leary	35			

NOTE: The only players with 40 combined G-T and G-A RBI who did not lead the team that year are Jim Rice who had 41 in 1979 and Manny Ramirez with 41 in 2004.

MOST CONSECUTIVE GAMES WITH RBI (SINCE 1918)

NAME	GAMES	RBI	YEAR	DATES
Ted Williams	12	18	1942	8/31-9/13
Joe Cronin	12	19	1939	6/27-7/9
Ted Williams	11	21	1950	5/30 (G1)-6/10
Manny Ramirez	10	12	2002	9/14-24
Dwight Evans	10	18	1989	9/15-26
Butch Hobson	10	21	1978	4/14-23
Mike Higgins	10	16	1938	8/30-9/6
Joe Cronin	10	14	1935	8/7 (G1)-17 (G1)
Roy Johnson	10	16	1934	7/6-16 (G2)
Joe Harris	10	13	1924	5/14-24

RED SOX MOST RBI IN ONE GAME

RBI	PLAYER	DATE	OPP.	RBI	PLAYER	DATE	OPP.
10	Nomar Garcia	5/10/1999	vs. SEA	9	Jackie Jensen	8/2/1956	at DET
10	Fred Lynn	6/18/1975	at DET	9	Jim Tabor	7/4/1939	at PHA (G2)
10	Norm Zaichin	5/27/1955	vs. WAS	8	Nomar Garcia	7/23/2002	vs. TB (G1)
10	Rudy York	7/27/1946	at STL	8	Bobby Doerr	6/8/1950	vs. STL
9	Bill Mueller	7/29/2003	at TEX	8	Ted Williams	7/14/1946	vs. CLE (G1)
9	Mike Greenwell*	9/2/1996	at SEA (10)	8	Jimmie Foxx	9/7/1938	vs. NYY (6)

*ML record for a player who drove in all his team's runs in a single game

RBI HISTORY, CONTINUED

RED SOX 30-RBI MONTHS (SINCE 1970)

YEAR	MONTH	PLAYER	RBI	GAMES PLAYED
2011	May	Adrian Gonzalez	31	29
2009	May	Jason Bay	30	28
2006	July	David Ortiz	35	26
2005	Aug.	David Ortiz	30	26
2004	June	David Ortiz	31	25
2002	Sept.	Manny Ramirez	30	27
2001	April	Manny Ramirez	31	25
1999	May	Nomar Garciaparra	33	27
1998	July	Nomar Garciaparra	33	27
1995	Aug.	John Valentin	31	29
1992	July	Tom Brunansky	32	27
1989	Aug.	Nick Esasky	35	33
1988	June	Mike Greenwell	31	26
1987	Aug.	Dwight Evans	31	27
1984	June	Tony Armas	30	29
1983	Aug.	Jim Rice	32	31
1980	Sept.	Jim Rice	31	29
1978	Aug.	Jim Rice	33	29
1978	May	Jim Rice	33	30
1977	Sept.	Carlton Fisk	35	29
1975	June	Fred Lynn	32	31
1973	Sept.	Carl Yastrzemski	30	28
1970	Sept.	Tony Conigliaro	32	29

NOTE: Ted Williams holds the club record for RBI in a month with 41 in May 1942 (28 G). He also had 40 RBI in June 1950 (29 G). Clyde Vollmer is the only other Red Sox player to reach 40 in a month with 40 in July 1951 (29 G).

MULTIPLE-RUN INNINGS/GAMES

10-RUN INNINGS

RUNS	OPPONENT	DATE	INNING	SCORE
17	Detroit	6/18/1953	7	23-3
14	Florida	6/27/2003	1	25-8
14	Philadelphia	7/4/1948	7	19-5
12	Cleveland	5/7/2009	6	13-3
12	at Cleveland	8/21/1986	6	24-5
12	Baltimore	8/10/1965	5	15-5 (G1)
12	Chicago	5/4/1962	5	13-6
12	at Washington	8/4/1945	4	15-4 (G2)
12	at Detroit	7/25/1936	5	18-3
12	Detroit	5/6/1934	4	14-4
11	Chicago (AL)	6/26/1999	1	17-1
11	at NY Yankees	5/31/1998	3	13-7
11	Baltimore	6/8/1977	2	14-5
11	at Detroit	6/23/1952	4	12-6
11	Chicago	7/14/1950	3	13-1
11	Philadelphia	4/30/1950	4	19-0
11	St. Louis	8/25/1940	6	17-3
11	Philadelphia	7/5/1936	2	16-2 (G1)
11	Philadelphia	8/13/1933	1	19-10
11	St. Louis	5/12/1928	3	15-2
10	San Diego	6/20/2011	7	14-5
10	Texas	8/12/2008	1	19-17
10	Tampa Bay	7/23/2002	3	22-4 (G1)
10	at Toronto	6/21/1994	1	13-1
10	Texas	7/30/1991	3	11-6
10	at Kansas City A's	8/26/1957	7	16-0
10	Chicago	7/26/1949	8	11-2
10	Washington	9/27/1940	4	24-4
10	Detroit	9/21/1937	5	12-7
10	at Detroit	7/11/1929	6	15-8
10	Philadelphia	4/19/1924	2	12-0
10	at Philadelphia	5/2/1901	3	23-12

MULTIPLE-RUN INNINGS/GAMES, CONTINUED

MOST RUNS BY INNING

INN.	RUNS	OPP.	DATE	SCORE	INN.	RUNS	OPP.	DATE	SCORE
1st	14	vs. FLA	6/27/2003	25-8	5th	12	vs. BAL	8/10/1965 (G1)	15-5
2nd	11	vs. BAL	6/8/1977	14-5	12	vs. CWS	5/4/1962		13-6
	11	vs. PHA	7/5/1936 (G1)	16-2	12	at DET	7/25/1936		18-3
3rd	11	at NYY	5/31/1998	13-7	6th	12	vs. CLE	5/7/2009	13-3
	11	vs. CWS	7/14/1950	13-1	12	at CLE	8/21/1986		24-5
	11	vs. STL	5/12/1928	15-2	7th	17	vs. DET	6/18/1953	23-3
4th	12	at WAS	8/4/1945 (G2)	15-4	8th	10	vs. CWS	7/26/1949	11-2
	12	vs. DET	5/6/1934	14-4	9th	9	at NYY	4/30/1906	13-4
						9	at MIL	6/2/1901	13-2
					10th*	9	at CWS	7/8/1973 (G2)	11-2

* Team extra-inning record

20-RUN GAMES

SCORE	DATE	OPP.	WINNER	SCORE	DATE	OPP.	WINNER
29-4	6/8/1950	vs. STL	Chuck Stobbs	22-11	4/12/1994	at KC	Danny Darwin
25-8	6/27/2003	vs. FLA	Byung-Hyun Kim	22-14	6/29/1950	at PHA	Al Papai
24-5	8/21/1986	at CLE	Oil Can Boyd	21-11	8/30/1970 (G1)	at CWS	Ken Brett
24-4	9/27/1940	vs. WAS	Fritz Ostermueller	21-2	6/24/1949	vs. STL	Ellis Kinder
23-7	10/10/1999*	vs. CLE	Rich Garces	21-8	5/29/1912 (G1)	vs. WAS	Joe Wood
23-3	6/18/1953	vs. DET	Ellis Kinder	20-6	9/6/1975	at MIL	Roger Moret
23-12	5/2/1901	at PHA	Ted Lewis	20-10	5/31/1954 (G1)	vs. PHA	Tom Herrin
22-4	7/23/2002 (G1)	vs. TB	Tim Wakefield	20-4	6/7/1950	vs. STL	Joe Dobson

* ALDS G4

20-RUN GAMES BY RED SOX OPPONENTS

SCORE	DATE	OPP.	LOSER	SCORE	DATE	OPP.	LOSER
27-3	7/7/1923 (G1)	at CLE	Curt Fullerton	21-7	6/14/1969	vs. OAK	Ray Jarvis
24-6	5/1/1929	vs. PHA	Milt Gaston	21-7	6/26/1960 (G2)	at CWS	Tom Borland
24-4	9/28/1923	vs. NYY	Howard Ehmke	20-2	8/31/2012	at OAK	Aaron Cook
22-1	6/19/2000	vs. NYY	Brian Rose	20-11	8/21/2009	vs. NYY	Brad Penny
22-13	5/31/1970	vs. CWS	Gary Peters	20-2	6/20/1980	vs. CAL	Steve Renko
22-9	7/8/1902	vs. PHA	George Prentiss	20-8	7/7/1928 (G1)	vs. DET	Slim Harriss
21-2	5/20/1994	at MIN	Joe Hesketh				

STOLEN BASE HISTORY

RED SOX WITH 25 OR MORE STEALS IN A SEASON

Rank/Player	SB	Year	Rank/Player	SB	Year	Rank/Player	SB	Year
1. Ellsbury.....	*70	2009	18. Damon.....	31	2002	32. Burks.....	27	1987
2. Harper.....	*54	1973	McConnell.....	31	1908	Chapman.....	27	1937
3. Speaker.....	52	1912	20. Damon.....	30	2003	Hooper.....	27	1916
4. Ellsbury.....	*50	2008	Remy.....	30	1978	Gardner.....	27	1911
5. Speaker.....	46	1913	Myer.....	*30	1928	Niles.....	27	1909
6. O. Nixon.....	42	1994	23. Da. Lewis.....	29	1998	37. Pedroia.....	26	2011
Speaker.....	42	1914	Werber.....	*29	1935	Foy.....	26	1968
8. Werber.....	*40	1934	Speaker.....	29	1915	Hooper.....	26	1913
Hooper.....	40	1910	Janvrin.....	29	1914	He. Wagner.....	26	1910
10. Ellsbury.....	39	2011	Hooper.....	29	1912	McConnell.....	26	1909
11. Hooper.....	38	1911	C. Stahl.....	29	1901	42. Burks.....	25	1988
12. H. Lord.....	36	1909	29. Crisp.....	28	2007	Harper.....	25	1972
13. Speaker.....	35	1910	Harper.....	28	1974	Gardner.....	25	1912
Speaker.....	35	1909	Engle.....	28	1913	Speaker.....	25	1911
Dougherty.....	35	1903				Parent.....	25	1905
16. Lugo.....	33	2007						
Dowd.....	33	1901						

*Led the AL

20-HOMER, 20-STEAL SEASONS

YEAR	PLAYER	POS.	HR	SB	YEAR	PLAYER	POS.	HR	SB
2011	Jacoby Ellsbury	CF	32	39	1987	Ellis Burks	CF	20	27
2011	Dustin Pedroia	2B	21	26	1970	Carl Yastrzemski	1B	40	23
1997	Nomar Garciaparra	SS	30	22	1959	Jackie Jensen	RF	28	20
1995	John Valentin	SS	27	20	1954	Jackie Jensen	RF	25	22

NOTE: Jacoby Ellsbury is the only Red Sox player to reach 30 homers and 30 steals in a season (2011).

HOME RUN RECORDS

INDIVIDUAL

MOST, Game	3, 25 times, last Dustin Pedroia , 6/24/2010 at COL
MOST, Game at Fenway Park	3, 13 times, last Kevin Millar, 7/23/2004 vs. NYY
MOST, Game by Opponent	3, 23 times, last Mark Teixeira, 5/8/2010 vs. NYY
MOST CONSECUTIVE, Game	3, Kevin Millar, 7/23/2004 vs. NYY; Nomar Garciaparra, 7/23/2002 (G1) vs. TB; Mo Vaughn, 9/24/1996 vs. BAL; Tom Brunansky, 9/29/1990 vs. TOR; Ken Harrelson, 6/14/1968 at CLE
MOST, Doubleheader	4**, Jim Tabor, 7/4/1939 (G2) at PHA
MOST, Inning	2++, David Ortiz , 8/12/2008 vs. TEX (1st); Nomar Garciaparra, 7/23/2002 (G1) vs. TB (3rd); Ellis Burks, 8/27/1990 at CLE (4th); Bill Regan, 7/16/1928 at CWS (4th)
MOST, Consecutive Innings	3+, Nomar Garciaparra, 7/23/2002 (G1) vs. TB (3rd & 4th)
MOST CONSECUTIVE, At-Bats	4++, Ted Williams, 9/17-22, 1957
MOST GRAND SLAMS, Game	2++, Bill Mueller, 6/29/2003 at TEX; Nomar Garciaparra, 5/10/1999 vs. SEA; Rudy York, 7/27/1946 at STL; Jim Tabor, 7/4/1939 (G2) at PHA
MOST GRAND SLAMS, Consecutive Innings	2++, Bill Mueller, 6/29/2003 at TEX (7th & 8th)
GRAND SLAMS, Both Sides of Plate	+Bill Mueller, 6/29/2003 at TEX
MOST, Season	54, David Ortiz , 2006
MOST, Season by RH Batter	50, Jimmie Foxx, 1938
MOST, Season by LH Batter	54, David Ortiz , 2006
MOST, Season by Switch-Hitter	34, Carl Everett, 2000
MOST, Season at Fenway Park	35, Jimmie Foxx, 1938
MOST, Season at Fenway Park by LH Batter	28, Fred Lynn, 1979
MOST, Season at Fenway Park by Switch-Hitter	17, Carl Everett, 2000
MOST, Season on Road	32**, David Ortiz , 2006
MOST, Season by Rookie	34, Walt Dropo, 1950
MOST GRAND SLAMS, Season	4, Babe Ruth, 1919
MOST GRAND SLAMS, Lifetime	17, Ted Williams
MOST GRAND SLAMS, Rookie	2, Ryan Kalish , 2010; Bob Zupcic, 1992; Ellis Burks, 1987; Faye Throneberry, 1952; Walt Dropo, 1950; Jim Tabor, 1939; Ted Williams, 1939
MOST, One Month	14, David Ortiz , July 2006; Jackie Jensen, June 1958
MOST CONSECUTIVE GAMES WITH HR	5, Jose Canseco, 8/21-25/1995; George Scott, 6/14-19/1977; Dick Stuart, 6/11-16/1963; Ted Williams, 7/12-16/1957; Jimmie Foxx, 8/13-17/1940
MOST IN TWO CONSECUTIVE GAMES	5++, Nomar Garciaparra, 7/21-23 (G1)/2002; Carl Yastrzemski, 5/19-20/1976
MOST INSIDE-THE-PARK, Season	9, Hobe Ferris, 1903
MOST INSIDE-THE-PARK, Career	25, Tris Speaker
MOST LEADOFF, Season	7, Nomar Garciaparra, 1997
MOST LEADOFF, Career	9, Dom DiMaggio, Tommy Harper
MOST EXTRA INNINGS, Season	3, David Ortiz , 2003; Ted Williams, 1946
MOST EXTRA INNINGS, Career	13, Ted Williams
MOST PINCH HIT, Season	5*, Joe Cronin, 1943
MOST PINCH HIT, Career	7, Ted Williams
PINCH HIT, Both Games of DH	++Joe Cronin, 6/17/1943 vs. PHA
YOUNGEST PLAYER TO HIT HR	Jerry Moses, 18 yrs., 289 days, 5/25/1965 vs. MIN (PH)
OLDEST PLAYER TO HIT HR	Carl Yastrzemski, 44 yrs., 19 days, 9/10/1983 at CLE
HR IN FIRST ML PITCH SEEN	Daniel Nava , 6/12/2010 vs. PHI
HR IN FIRST ML PLATE APPEARANCE	Daniel Nava , 6/12/2010 vs. PHI; Eddie Pellagrini, 4/22/1946 vs. WAS; Lefty LeFebvre, 6/10/1938 vs. CWS
MOST MULTI-HR GAMES, Season	10, Jimmie Foxx, 1938
MOST 3+ HR GAMES, Season	2**, Ted Williams, 1957
MOST MULTI-HR GAMES, Career	37, David Ortiz , Ted Williams
MOST LIFETIME	521, Ted Williams
MOST LIFETIME, at Fenway Park	248, Ted Williams
MOST SEASONS, 20 or More	16**, Ted Williams
MOST SEASONS, 30 or More	8, Ted Williams
MOST SEASONS, 40 or More	3, David Ortiz , Manny Ramirez, Carl Yastrzemski
MOST, First Two ML Games (HR each game)	2**, Sam Horn, 7/25-26/1987
MOST, Season vs. Opponent	12, Ted Williams vs. CWS, 1949; Jimmie Foxx vs. CLE, 1938
MOST, Season vs. Opponent at Fenway Park	9, Jimmie Foxx vs. CLE, 1938
MOST, Season vs. Opponent on Road	8, Jimmie Foxx vs. STL, 1939
MOST, Season by Opponent	11, Mickey Mantle, 1954 (NYY); Lou Gehrig, 1927 (NYY); Babe Ruth, 1927 (NYY)
MOST, Season by Opponent at Fenway Park	8, Babe Ruth, NYY, 1927
MOST, Season by Opponent vs. Red Sox on Road	7, Hal Trosky, CLE, 1936

+ML record (since 1900) ++tied for ML record *AL record **tied for AL record

HOME RUN RECORDS, CONTINUED

CLUB

MOST, Game	8, 7/4/1977 vs. TOR
MOST, Game on Road	7, 7/4/2003 at NYY; 7/24/1999 at DET
MOST, Inning	4, 11 times, last 5/20/2009 vs. TOR
MOST, Inning by Opponent	4, 10/1/2012 at NYY (2nd); 8/21/1997 at OAK (3rd); 5/17/1967 vs. BAL (7th)
MOST CONSECUTIVE, Inning	4++, 4/22/2007 vs. NYY (3rd)
MOST WITH 2 OUTS, Inning	4**, 4/22/2007 vs. NYY (3rd); 7/18/1998 at DET (4th)
MOST, Season Opener	5**, 4/12/1965 vs. WAS
MOST, Season Opener, Both Clubs	7**, 4/12/1965 vs. WAS
MOST PLAYERS HOMERING IN GAME, Both Clubs	9++, 9/15/2008 at TB; 5/22/1977 vs. MIL (G1); 5/17/1967 vs. BAL; 5/25/1965 vs. MIN
MOST PLAYERS, 2 or more HR	3++, 7/4/2003 at NYY; 6/8/1950 vs. STL
MOST, To start game	2, 7/27/2011 vs. KC (Ellsbury, Pedroia) 7/21/1995 vs. MIN (O'Leary, Valentin); 9/5/1985 vs. CLE (G1) (Evans, Boggs); 6/17/1977 vs. NYY (Burleson, Lynn); 6/20/1973 at MIL (Miller, R. Smith); 5/1/1971 vs. MIN (Aparicio, R. Smith)
MOST SOLO HR, 9-Inning Game	7+, 7/4/1977 vs. TOR
MOST IN EXTRA INNINGS, Game	3, 4/29/1951 at PHA
MOST GRAND SLAMS, Game	2, 10 times, last 5/22/2008 vs. KC (J.D. Drew, Mike Lowell)
MOST PINCH-HIT, Game	2++, 6/7/2003 at MIL (Kevin Millar, Bill Mueller); 9/19/1997 (10 inn.) vs. CWS (Scott Hatteberg, Curtis Pride)
MOST PINCH-HIT, Inning	2++, vs. CWS, 9/19/1997 (Hatteberg, Pride) (9th inn.)
MOST, Season	238, 2003
MOST Season at Home	124, 1977
MOST, Season on Road	127, 2003
MOST ALLOWED, Season	190, 2012; 1987
MOST ALLOWED, Season at Home	97, 2012; 1966
MOST ALLOWED, Season on Road	115, 1987
MOST LEAD-OFF, Season	8, 1997
MOST LEAD-OFF ALLOWED, Season	8, 1999
MOST IN EXTRA INNINGS, Season	8, 1959; 1951
MOST ALLOWED IN EXTRA INNINGS	7, 1987; 1969
MOST GRAND SLAMS, Season	11, 2005
MOST GRAND SLAMS ALLOWED, Season	8, 2005; 2004
MOST INSIDE-THE-PARK, Season	38, 1903
MOST INSIDE-THE-PARK ALLOWED, Season	27, 1906
MOST PINCH-HIT, Season	6, 1953
MOST PINCH-HIT ALLOWED, Season	8, 1991
MOST HIT BY PITCHERS, Season	8, 1971; 1935
MOST IN ONE MONTH	55, July 2003
MOST ALLOWED IN ONE MONTH	49, June 1966
MOST IN A SEASON, by teammates	92, 2005 (Ortiz-47; Ramirez-45)
MOST GAMES, HR by Teammates, Season	12, 2006 (D. Ortiz, M. Ramirez); 2004 (D. Ortiz, M. Ramirez)
MOST GAMES, Five or More HR	8+, 1977 (161 games)
MOST TIMES, Two or More Consecutive HR in One Game	16, 1977 (161 games)
MOST CONSECUTIVE GAMES, One or More HR	19, (30 HR), 7/4-25/1996
MOST IN BACK-TO-BACK GAMES	12, 7/21 at TB-7/23/2002 (G1) at NYY; 6/7-8/1950 vs. STL
FEWEST GAMES TO REACH 100 HR	65, 1977
MOST PLAYERS, at least one HR, Season	24**, 2009
MOST PLAYERS, 40 or More HR, Season	2**, 2005; 2004; 1969
MOST PLAYERS, 30 or More HR, Season	3, 1977
MOST PLAYERS, 20 or More HR, Season	6, 2003
MOST PLAYERS, 10 or More HR, Season	9, 2003
FEWEST ALLOWED, Season	6*, 1913
FEWEST ALLOWED, Season Since 1946	82, 1949
MOST, Season vs. One Opponent	38, BAL, 2003 (19 games)
MOST, Season vs. One Opponent, Fenway Park	22, NYY, 1977 (7 games)
MOST, Season vs. One Opponent, Road	22, KCA, 1957 (22 games)
MOST, Season by One Opponent	43, NYY, 2012 (18 games)
MOST, Season by One Opponent, Fenway Park	25, CLE, 1954 (13 games)
MOST, Season by Opponent, Road	24, NYY, 2012 (9 games)

+ML record (since 1900) ++tied for ML record *AL record **tied for AL record

HOME RUN RECORDS, CONTINUED

RED SOX HOME RUNS FROM BOTH SIDES OF THE PLATE

PLAYER	DATE	OPP.	PLAYER	DATE	OPP.
Victor Martinez	5/17/2010	at NYY	Luis Alicea	7/28/1995	at TEX
Jason Varitek	8/16/2005	at DET	Reggie Smith	4/16/1973	vs. DET
Bill Mueller	7/29/2003	at TEX	Reggie Smith	7/2/1972 (G1)	vs. MIL
Bill Mueller	7/4/2003	at NYY	Reggie Smith	8/11/1968 (G2)	at DET
Carl Everett	8/29/2000	at TB	Reggie Smith	8/20/1967 (G1)	vs. CAL
Carl Everett	4/11/2000	vs. MIN			

MOST HOME RUNS IN A SINGLE GAME

HR	PLAYER	DATE	OPP.	SCORE
3	Dustin Pedroia	6/24/2010	at COL	13-11 (10)
3	Kevin Millar	7/23/2004	vs. NYY	7-8
3	Bill Mueller	7/29/2003	at TEX	14-7
3	Nomar Garciaparra	7/23/2002	vs. TB	22-4
3	Jason Varitek	5/20/2001	at KC	10-3
3	Trot Nixon*	7/24/1999	at DET	11-4
3	Nomar Garciaparra	5/10/1999	vs. SEA	12-4
3	Mo Vaughn	5/30/1997	vs. NYY	10-4
3	Mo Vaughn	9/24/1996	vs. BAL	13-8
3	John Valentin	6/2/1995	vs. SEA	6-5 (10)
3	Jack Clark	7/31/1991	vs. OAK	11-10 (14)
3	Tom Brunansky	9/29/1990	vs. TOR	7-5
3	Jim Rice	8/29/1983 (G2)	at TOR	8-7
3	Jim Rice	8/29/1977	vs. OAK	7-8
3	Carl Yastrzemski	5/19/1976	at DET	9-2
3	Fred Lynn*	6/18/1975	at DET	15-1
3	Joe Lahoud*	6/11/1969	at MIN	13-5
3	Ken Harrelson	6/14/1968	at CLE	7-2
3	Ted Williams	6/13/1957	at CLE	9-3
3	Ted Williams	5/8/1957	at CWS	4-1
3	Norm Zauchin*	5/27/1955	vs. WAS	16-0
3	Clyde Vollmer	7/26/1951	vs. CWS	13-10
3	Bobby Doerr	6/8/1950	vs. STL	29-4
3	Ted Williams	7/14/1946 (G1)	vs. CLE	11-10
3	Jim Tabor*	7/4/1939 (G2)	at PHA	18-12

* Rookie

MOST HOME RUNS BY OPPONENT IN A SINGLE GAME

HR	PLAYER	DATE	OPP.	SCORE
3	Mark Teixeira	5/8/2010	vs. NYY	3-14
3	Adam Lind	9/29/2009	vs. TOR	7-8
3	Frank Thomas	9/17/2007	at TOR	1-6
3	Vernon Wells	5/30/2006	at TOR	5-8
3	Roberto Alomar	4/26/1997	at BAL	5-14
3	Frank Thomas	9/15/1996	vs. CWS	9-8
3	Mark McGwire	6/11/1995	vs. OAK	1-8
3	Tim Lincecum	4/18/1994	vs. CWS	1-12
3	Joe Carter	5/28/1987	vs. CLE	12-8
3	Joe Carter	8/29/1986	vs. CLE	3-7
3	Ben Oglivie	5/14/1983	at MIL	7-8 (10)
3	Freddie Patek	6/20/1980	vs. CAL	2-20
3	Bill Freehan	8/9/1971	vs. DET	11-12
3	Boog Powell	8/15/1966	vs. BAL	2-4 (11)
3	Harmon Killebrew	9/21/1963 (G1)	vs. MIN	4-13
3	Don Leppert	4/11/1963	at WAS	0-8
3	Bob Cerv	8/20/1959	at KCA	11-10
3	Bobby Avila	6/20/1951	vs. CLE	8-14
3	Sam Chapman	8/15/1946	at PHA	3-5
3	Mike Higgins	5/20/1940	at DET	7-10
3	Ken Keltner	5/25/1939	vs. CLE	0-11
3	Pinky Higgins	6/27/1935	at PHA	2-14
3	Lou Gehrig	6/23/1927	vs. NYY	4-11

HOME RUN RECORDS, CONTINUED

MOST HOME RUNS BY POSITION

POSITION	SINGLE SEASON	CAREER
Pitcher	6 - W. Ferrell (1935), E. Wilson (1965), S. Siebert (1971)	17 - Earl Wilson
Catcher	26 - Carlton Fisk (1973, 1977)	190 - Jason Varitek
First Base	50 - Jimmie Foxx (1938)	217 - Mo Vaughn
Second Base	27 - Bobby Doerr (1948, 1950)	221 - Bobby Doerr
Third Base	30 - Butch Hobson (1977)	131 - Frank Malzone
Shortstop	40 - Rico Petrocelli (1969)	177 - Nomar Garciaparra
Left Field	45 - Manny Ramirez (2005)	477 - Ted Williams
Center Field	38 - F. Lynn (1979), T. Armas (1984)	123 - Fred Lynn
Right Field	36 - Tony Conigliaro (1970)	315 - Dwight Evans
Designated Hitter	47 - David Ortiz (2006)	311 - David Ortiz

MOST HOME RUNS IN A SINGLE GAME

HR	DATE	OPP.	PLAYERS	SCORE
8	7/4/1977	vs. TOR	Lynn (2), Scott (2), Carbo, Hobson, Rice, Yastrzemski	9-6
7	7/4/2003	at NYY	Mueller (2), Ortiz (2), Varitek (2), Ramirez	10-3
7	7/23/2002 (G1)	vs. TB	Garciaparra (3), Ramirez (2), Damon, Nixon	22-4
7	7/24/1999	at DET	Nixon (3), Garciaparra (2), Daubach, O'Leary	11-4
7	6/8/1950	vs. STL	Doerr (3), Droppo (2), Williams (2)	29-4

NOTE: Boston has hit 6 homers in a game 20 times, last on 7/7/2011 vs. Baltimore.

MOST HOME RUNS IN AN INNING

HR	DATE	OPP.	INN.	PLAYERS
4	5/20/2009	vs. TOR	5	Varitek, Ortiz, Bay, Lowell
4	4/22/2007	vs. NYY	3	Ramirez, Drew, Lowell, Varitek*
4	7/23/2002 (G1)	vs. TB	3	Damon, Garciaparra, Ramirez, Garciaparra
4	7/3/2000	at MIN	4	Everett, O'Leary, Varitek, Burkhardt
4	7/18/1998	at DET	4	Sadler, Lewis, Garciaparra, Vaughn
4	5/31/1980	vs. MIL	4	Stapleton, Perez, Fisk, Hobson
4	7/4/1977	vs. TOR	8	Lynn, Rice, Yastrzemski, Scott
4	6/17/1977	vs. NYY	1	Burleson, Lynn, Fisk, Scott
4	8/26/1957	at KCA	7	Zauchin, Lepcio, Piersall, Malzone
4	5/22/1957	vs. CLE	6	Mauch, Williams, Gernert, Malzone
4	9/24/1940 (G1)	at PHA	6	Williams, Foxx, Cronin, Tabor

*Tied a ML record with 4 consecutive home runs in an inning

CAREER GRAND SLAM LEADERS

Rank/Player	GS	Rank/Player	GS	Rank/Player	GS
1. T. Williams	17	Vaughn	7	V. Stephens	5
2. Ortiz	10	Yastrzemski	7	Wertz	5
3. Petrocelli	9	12. Burks	6	21. Brunansky	4
4. Doerr	8	Tabor	6	Cronin	4
Nixon	8	14. T. Conigliaro	5	Lowell	4
Rice	8	DiMaggio	5	Ruth	4
7. Foxx	7	Evans	5	Stuart	4
Jensen	7	Foy	5		
Ramirez	7	Garciaparra	5		

NOTE: The Red Sox have hit a total of 363 grand slams, including 211 at Fenway Park and 3 at the Huntington Avenue Grounds.

SINGLE-SEASON GRAND SLAM LEADERS

Rank/Player	GS	Year	Rank/Player	GS	Year	Rank/Player	GS	Year
1. Ruth	4	1919	Yastrzemski	3	1969	Foxx	3	1940
2. Ramirez	3	2005	Stuart	3	1964	Foxx	3	1938
Vaughn	3	1995	Wertz	3	1960	11. 47 players	2	
Petrocelli	3	1972	T. Williams	3	1955			

NOTE: The Red Sox record for club grand slams in a season is 11 set in 2005. Boston's next-highest total is 9 grand slams in a season 4 times: 2001, 1987, 1950 and 1941.

PITCHERS WITH GRAND SLAMS

PITCHER	DATE	OPP.	SCORE	DECISION
Ellis Kinder	8/6/1950	at CWS	9-2 (G1)	Won
Wes Ferrell	8/12/1936	vs. PHA	6-4 (G1)	Won
Lefty Grove	7/27/1935	at PHA	6-7 (G1)	Lost
Babe Ruth	5/20/1919	at STL	6-4	Won

HOME RUN RECORDS, CONTINUED

MOST GRAND SLAMS IN A GAME

GRAND SLAMS	DATE	OPP.	PLAYERS
2	5/22/2008	vs. KC	Drew, Lowell
2	7/29/2003	at TEX	Mueller (2)
2	5/10/1999	vs. SEA	Garciparra (2)
2	5/2/1995	at NYY	Valentin, Vaughn
2	6/10/1987	at BAL	Burks, Barrett
2	8/7/1984 (G1)	vs. DET	Armas, Buckner
2	5/10/1960	vs. CWS	Wertz, Repulski
2	7/27/1946	at STL	York (2)
2	7/4/1939 (G2)	at PHA	Tabor (2)
2	5/13/1934	vs. CWS	Walters, Morgan

NOTE: The Red Sox own the Major League record for most multi-slam games with 10.

CAREER LEADOFF HOME RUN LEADERS

Rank/Player	HR	Rank/Player	HR	Rank/Player	HR
1. DiMaggio.....	9	Hooper.....	7	Carbo.....	4
Harper.....	9	8. Burks.....	6	R. Smith.....	4
3. Andrews.....	8	Damon.....	6	Youkilis.....	4
4. Ellsberry.....	7	10. Burleson.....	5	16. Lake.....	3
Evans.....	7	11. Boggs.....	4	Mantilla.....	3
Garciparra.....	7	Bragg.....	4	Piersall.....	3

SINGLE-SEASON LEADOFF HOME RUN LEADERS

Rank/Player	HR	Year	Rank/Player	HR	Year	Rank/Player	HR	Year
1. Garciparra.....	7	1997	Carbo.....	4	1975	Damon.....	3	2004
2. Evans.....	5	1985	Harper.....	4	1973	R. Smith.....	3	1967
3. Ellsberry.....	4	2011	Harper.....	4	1972	Lake.....	3	1945
Youkilis.....	4	2006	Andrews.....	4	1970	Hooper.....	3	1913
Burks.....	4	1987	10. Ellsberry.....	3	2008	15. 17 players.....	2	

NOTE: The Red Sox club record for most leadoff home runs in a season is 8 in 1997.

CAREER PINCH-HIT HOME RUN LEADERS

Rank/Player	HR	Rank/Player	HR	Rank/Player	HR
1. T. Williams.....	7	Gedman.....	3	B. Stanley.....	3
2. Cronin.....	5	Hatteberg.....	3	Varitek.....	3
3. Wilber.....	4	C. Maxwell.....	3	Vollmer.....	3
4. Carbo.....	3	Spence.....	3	12. 22 players.....	2

SINGLE-SEASON PINCH-HIT HOME RUN LEADERS

Rank/Player	HR	Year	Rank/Player	HR	Year	Rank/Player	HR	Year
1. Cronin.....	5	1943	B. Stanley.....	2	1997	Repulski.....	2	1960
2. Wilber.....	4	1953	Gedman.....	2	1984	T. Williams.....	2	1953
3. Carbo.....	3	1977	T. Perez.....	2	1982	Vollmer.....	2	1950
T. Williams.....	3	1957	Kosco.....	2	1972	Spence.....	2	1940
C. Maxwell.....	3	1951	Peters.....	2	1971	Reynolds.....	2	1934
6. Hatteberg.....	2	2000	Ch. Schilling.....	2	1965	Jolley.....	2	1933
Cummings.....	2	1998	Tillman.....	2	1962			

NOTE: The Red Sox club record for most pinch-hit home runs in a season is 6 in 1953.

PINCH-HIT GRAND SLAMS

PLAYER	DATE	OPP.	PITCHER	INN.	SCORE
Kevin Millar	6/7/2003	at MIL	Jayson Durocher	7	11-10
Shea Hillenbrand	5/4/2002	at TB	Victor Zambrano	9	7-5
Rich Gedman	8/10/1986	at DET	Willie Hernandez	8	8-6
Vic Wertz	8/25/1960	vs. CLE	Don Newcombe	4	10-6
Rip Repulski	5/10/1960	vs. CWS	Don Ferrarese	8	9-7
Vic Wertz	8/14/1959	at NYY	Ryne Duren	8	11-6
Charlie Maxwell	8/2/1951 (G2)	vs. STL	Satchel Paige	7	11-6
Clyde Vollmer	8/27/1950	vs. CLE	Al Benton	7	11-9

HOME RUN RECORDS, CONTINUED

CAREER INSIDE-THE-PARK HOME RUN LEADERS

Rank/Player	HR	Rank/Player	HR	Rank/Player	HR
1. Speaker.....	25	6. Gardner.....	14	He. Wagner.....	8
2. H. Ferris.....	24	Parent.....	14	12. Criger.....	6
3. J. Collins.....	21	8. Hooper.....	11	13. C. Young.....	5
Freeman.....	21	Du. Lewis.....	11	14. 5 players.....	4
5. C. Stahl.....	16	10. J. Stahl.....	8		

SINGLE-SEASON INSIDE-THE-PARK HOME RUN LEADERS

Rank/Player	HR	Year	Rank/Player	HR	Year	Rank/Player	HR	Year
1. H. Ferris.....	9	1903	Freeman.....	6	1901	H. Ferris.....	5	1902
2. Speaker.....	8	1912	C. Stahl.....	6	1901	Freeman.....	5	1902
3. Freeman.....	7	1903	7. Parent.....	5	1904	11. 13 players.....	4	
4. Speaker.....	6	1909	J. Collins.....	5	1902			

NOTE: The Red Sox club record for most inside-the-park home runs in a season is 38 in 1903.

MOST RECENT INSIDE-THE-PARK HOME RUNS BY RED SOX

PLAYER	DATE	OPP.	PITCHER	INN.	ON BASE
Jacoby Ellsbury	9/19/2011 (G2)	vs. BAL	Jeremy Accardo	7	0
Kevin Youkilis	5/28/2007	vs. CLE	Roberto Hernandez	7	0
Trot Nixon	7/15/2005	vs. NYY	Darrell May	2	2
Pokey Reese	5/8/2004	vs. KC	Jimmy Gobble	5	0
Kevin Millar	8/26/2003	vs. TOR	Aquilino Lopez	9	0
Darren Lewis	7/28/1998	at OAK	T. J. Mathews	6	2
Nomar Garciaparra	7/26/1998	vs. TOR	Pat Hentgen	7	2
Luis Rivera	6/21/1991	vs. OAK	Mike Moore	6	0
Mike Greenwell	9/1/1990	vs. NYY	Greg Cadaret	5	3
Bill Buckner	4/25/1990	vs. CAL	Kirk McCaskill	4	0

MOST RECENT INSIDE-THE-PARK HOME RUNS BY OPPONENTS

PLAYER	DATE	OPP.	PITCHER	INN.	ON BASE
Robert Andino	9/26/2011	at BAL	Josh Beckett	6	2
Adrian Beltre	7/23/2006	at SEA	Mike Timlin	8	0
David Newhan	7/21/2004	vs. BAL	Pedro Martinez	7	1
Carlos Beltran	4/29/2003	vs. KC	Tim Wakefield	3	0
Junior Spivey	6/9/2002	vs. ARI	Chris Haney	7	0
Roberto Alomar	6/18/1993	at TOR	Tony Fossas	8	0
Gene Larkin	5/26/1990	at MIN	Mike Boddicker	6	0
Junior Felix	6/2/1989	vs. TOR	Bob Stanley	9	3
Don Baylor	6/4/1984	at NYY	Bob Ojeda	1	1
U.L. Washington	4/11/1983	at KC	Bruce Hurst	5	0

INSIDE-THE-PARK GRAND SLAMS

PLAYER	DATE	OPP.	PITCHER	INN.	SCORE
Mike Greenwell	9/1/1990	vs. NYY	Greg Cadaret	5	15-1
Gary Geiger	8/8/1961	vs. MIN	Camilo Pascual	3	5-6
Don Lenhardt	4/19/1952 (G1)	vs. PHA	Dick Fowler	4	11-2
Jim Tabor	7/4/1939 (G2)	at PHA	Lynn Nelson	6	18-12
Shano Collins	8/18/1921 (G1)	at DET	Red Oldham	1	6-5 (11)
Duffy Lewis	10/3/1912	at PHA	Boardwalk Brown	5	17-5
Duffy Lewis	5/13/1911	at DET	Ed Willett	9	13-11
Freddy Parent	7/8/1904	at NYY	Jack Powell	2	12-3
Hobe Ferris	6/5/1903	vs. CWS	Roy Patterson	5	10-8
Jimmy Collins	7/25/1902	vs. STL	Jack Harper	4	6-3

CAREER EXTRA-INNING HOME RUN LEADERS

Rank/Player	HR	Rank/Player	HR	Rank/Player	HR
1. T. Williams.....	13	8. Doerr.....	5	Malzone.....	3
2. Jensen.....	8	Gernert.....	5	Petrocelli.....	3
Rice.....	8	Stephens.....	5	Stuart.....	3
Yastrzemski.....	8	11. Varitek.....	4	Tabor.....	3
5. Evans.....	7	12. T. Conigliaro.....	3	Tillman.....	3
Ortiz.....	7	Garciaparra.....	3	Vollmer.....	3
7. Foxx.....	6	Lepcio.....	3	Youkilis.....	3

HOME RUN RECORDS, CONTINUED

SINGLE-SEASON EXTRA-INNING HOME RUN LEADERS

Rank/Player	HR	Year	Rank/Player	HR	Year	Rank/Player	HR	Year
1. Ortiz	3	2003	Montgomery.....	2	1973	Gernert	2	1958
T. Williams	3	1946	Petrocelli.....	2	1969	T. Williams	2	1958
3. Youkilis	2	2008	Foy	2	1966	Gernert	2	1952
Ortiz	2	2005	Horton	2	1965	Vollmer	2	1951
Evans	2	1990	Stuart	2	1963	T. Williams	2	1951
Evans	2	1985	Tillman	2	1962	Stephens.....	2	1949
Greenwell.....	2	1985	Jensen	2	1961	Tabor	2	1943
Armas	2	1984	Buddin	2	1959	Foxx	2	1941
Yastrzemski	2	1975	Jensen	2	1959	Foxx	2	1940

NOTE: The Red Sox club record for most extra-inning home runs in a season is 8 in 1951 and 1959.

EXTRA-INNING GRAND SLAMS

PLAYER	DATE	OPP.	PITCHER	INN.	SCORE
Dwight Evans	5/19/1989	at OAK	Dennis Eckersley	10	7-4
Jim Rice	7/4/1984	vs. OAK	Gorman Heimueller	10	13-9
Bob Montgomery	7/8/1973	at CWS	Steve Kealey	10	11-2
George Smith	7/10/1966	vs. CWS	Juan Pizarro	10	10-6
Dick Stuart	4/28/1964	vs. BAL	Dick Hall	11	6-4
Carroll Hardy	4/11/1962	vs. CLE	Ron Taylor	12	4-0
Don Buddin	7/11/1959	vs. NYY	Bob Turley	10	8-4
Don Lenhardt	6/2/1952	vs. CWS	Ken Holcombe	10	6-2
Clyde Vollmer	7/28/1951	vs. CLE	Bob Feller	16	8-4
Vern Stephens	8/13/1949	vs. WAS	Joe Haynes	12	5-1
Leon Culberson	5/7/1946	vs. STL	Tex Shirley	14	10-6

CAREER GAME-ENDING HOME RUN LEADERS

Rank/Player	HR	Rank/Player	HR	Rank/Player	HR
1. Ortiz	9	9. W. Ferrell	3	O'Leary	2
2. Foxx	8	Garcia-parra	3	Petrocelli	2
3. Doerr	6	White	3	Piersall	2
Jensen	6	T. Williams	3	Romine	2
5. Rice	5	12. Boggs	2	Tabor	2
V. Stephens	5	Fisk	2	Varitek	2
7. Evans	4	Geiger	2	Vaughn	2
Yastrzemski	4	Malzone	2	Youkilis	2

SINGLE-SEASON GAME-ENDING HOME RUN LEADERS

Rank/Player	HR	Year	Rank/Player	HR	Year	Rank/Player	HR	Year
1. Foxx	4	1940	Garcia-parra	2	1998	W. Ferrell	2	1935
2. Ortiz	3	2006	V. Stephens	2	1948	8. 155 players.....	1	
3. Ortiz	2	2005	Foxx	2	1938			

NOTE: The Red Sox club record for most game-ending home runs in a season is 6 in 1959.

GAME-ENDING GRAND SLAMS

PLAYER	DATE	OPP.	PITCHER	INN.	SCORE
Rico Brogna	8/14/2000	vs. TB	Billy Taylor	9	7-3
Nomar Garcia-parra	9/2/1998	vs. SEA	Bobby Ayala	9	7-3
Mo Vaughn	4/10/1998	vs. SEA	Paul Spoljaric	9	9-7
Bob Zupcic	6/30/1992	vs. DET	Mike Henneman	9	8-5
Jim Rice	7/4/1984	vs. OAK	Gorman Heimueller	10	13-9
Ken Harrelson	6/13/1968 (G2)	vs. CAL	Andy Messersmith	9	5-1
George Smith	7/10/1966 (G2)	vs. CWS	Juan Pizarro	10	10-6
Dick Stuart	4/28/1964	vs. BAL	Dick Hall	11	6-4
Carroll Hardy	4/11/1962	vs. CLE	Ron Taylor	12	4-0
Don Buddin	7/11/1959	vs. NYY	Bob Turley	10	8-4
Mickey Owen	7/19/1954 (G1)	vs. BAL	Mike Blyzka	9	9-7
Sammy White	6/11/1952	vs. STL	Satchel Paige	9	11-9
Don Lenhardt	6/2/1952	vs. CWS	Ken Holcombe	10	6-2
Clyde Vollmer	7/28/1951	vs. CLE	Bob Feller	16	8-4
Vern Stephens	8/24/1950	vs. STL	Ned Garver	9	6-2
Vern Stephens	8/13/1949	vs. WAS	Joe Haynes	12	5-1
Jake Jones	6/15/1947 (G2)	vs. CWS	Orval Grove	9	8-4
Leon Culberson	5/7/1946	vs. STL	Tex Shirley	14	10-6
Jimmie Foxx	8/23/1938 (G2)	vs. CLE	Willis Hudlin	9	14-12

HOME RUN RECORDS, CONTINUED

RED SOX CAREER HOME RUN LEADERS AT FENWAY PARK

Rank/Player	Fenway HR	Rank/Player	Fenway HR
1. Ted Williams.....	248	14. Nomar Garciaparra.....	86
2. Carl Yastrzemski.....	237	Jackie Jensen.....	86
3. Jim Rice.....	208	16. Jason Varitek.....	85
4. Dwight Evans.....	199	17. Reggie Smith.....	76
5. David Ortiz	163	18. Joe Cronin.....	74
6. Bobby Doerr.....	145	19. Vern Stephens.....	70
7. Manny Ramirez.....	136	20. Fred Lynn.....	69
8. Rico Petrocelli.....	134	21. Frank Malzone.....	68
9. Jimmie Foxx.....	126	22. Dick Gernert.....	66
10. Mo Vaughn.....	118	23. Kevin Youkilis.....	65
11. Carlton Fisk.....	90	24. Mike Greenwell.....	64
George Scott.....	90	25. Troy O'Leary.....	61
13. Tony Conigliaro.....	87	John Valentin.....	61

LONGEST KNOWN HOME RUNS AT FENWAY PARK

On June 19, 1977, Carl Yastrzemski hit the longest known home run to the right of the bleachers, an 8th-inning bomb off Yankees RHP Dick Tidrow. It reached approximately 460 feet before striking the facing of the right-field roof about 20 feet to the right of where the retired No. 42 now appears. It is the only ball to reach the right-field roof façade.

On September 21, 1956, Mickey Mantle of the Yankees, batting left-handed, hit the longest known homer to straight-away center field off RHP Frank Sullivan. It carried approximately 480 feet before it struck one foot below the top of the brick barrier located behind Section 36.

On June 9, 1946, Ted Williams hit a 502-foot home run to right off Detroit RHP Fred Hutchinson. The ball landed on top of the straw hat of Joseph A. Boucher, 56, a construction engineer from Albany, NY who was sitting in Section 42, Row 37, Seat 21. "The sun was right in our eyes," he said. "All we could do was duck. I'm glad I didn't stand up. They say it bounced a dozen rows higher, but after it hit my head, I was no longer interested." At that time the bleachers were benches and not individual seats.

Six home runs were hit over the old center field wall to the right of the flag pole (see chart). The elevation over the old brick wall was installed prior to the 1976 season and was removed prior to the 2003 season. No one hit a home run over that elevation that was in place from 1976-2002.

DATE	PLAYER, TEAM	PITCHER, TEAM
7/18/1975	Jim Rice, BOS	Steve Busby, KC
9/29/1973	Bobby Mitchell, MIL	Rogelio Moret, BOS
5/16/1970	Carl Yastrzemski, BOS	Dennis Higgins, CLE
4/20/1957	Bill Skowron, NYY	Bob Porterfield, BOS
8/12/1937	Jimmie Foxx, BOS	Kemp Wicker, NYY
5/22/1937	Hank Greenberg, DET	Wes Ferrell, BOS

MAJOR LEAGUE BALLPARKS WITH THE MOST REGULAR SEASON HOME RUNS

RANK	BALLPARK	TEAM	HR	YEARS
1	Wrigley Field	Cubs	12,389	1914-present
2	Fenway Park	Red Sox	11,564	1912-present
3	Yankee Stadium	Yankees	11,270	1923-2008
4	Tiger Stadium	Tigers	11,111	1912-2000

NOTE: The Red Sox have hit 6,082 home runs in Fenway Park. Kevin Millar hit No. 10,000 in Fenway Park history on 8/9/2003 vs. Baltimore.

HOME RUNS IN FIRST RED SOX PLATE APPEARANCE

PLAYER	DATE	OPP.	PITCHER	INN.	ON BASE	SCORE
Daniel Nava*	6/12/2010	vs. PHI	Joe Blanton	2	3	10-2
Darnell McDonald (PH)	4/20/2010	vs. TEX	Darren Oliver	8	1	4-6
Orlando Cabrera	8/1/2004	at MIN	Johan Santana	1	0	3-4
Curtis Pride (PH)	9/19/1997	vs. CWS	Keith Foulke	9	0	4-5
Rob Deer	8/22/1993	vs. CLE	Derek Lilliquist	2	0	2-3
John Kennedy (PH)**	7/5/1970	vs. CLE	Rick Austin	5	0	8-4
Ken Harrelson	8/29/1967 (G2)	at NYY	Bill Monbouquette	2	0	3-4 (20)
Rip Repulski	5/10/1960	vs. CWS	Don Ferrarese	8	3	9-7
Vern Stephens	4/19/1948 (G1)	vs. PHA	Phil Marchildon	2	0	4-5 (11)
Eddie Pellagrini*	4/22/1946	vs. WAS	Sid Hudson	7	0	5-4
Lefty LeFebvre*	6/10/1938	vs. CWS	Mike Kreevich	8	1	2-15

* First ML plate appearance

** Inside-the-park

NOTE: Bob Tillman hit a solo homer in his 1st career at-bat (walked in 1st 2 PA's) off Ted Bowsfield of the Angels in the 4th inning on 5/19/1962 at Fenway Park.

HOME RUN RECORDS, CONTINUED

INSIDE-THE-PARK AND CONVENTIONAL HOME RUNS IN SAME GAME

PLAYER	DATE	INN. INSIDE	INN. CONV.	OPP.
Pokey Reese	5/8/2004	5	6	vs. KC
Tony Armas	9/24/1983	8	1	at DET
Carl Yastrzemski	4/10/1968	9	7	at DET
Dick Stuart	8/19/1963	2	9	vs. CLE
Jim Tabor	7/4/1939 (G2)	6	3	vs. PHA
Bill Regan	6/16/1928	4	4	vs. CWS
Buck Freeman	7/17/1901	9	6	vs. CLE

TEAM HOME AND ROAD HOME RUN HIGHS

HOME				ROAD			
Rank/Year	HR	Rank/Year	HR	Rank/Year	HR	Rank/Year	HR
1. 1977.....	124	2003.....	111	1. 2003.....	127	7. 2005.....	107
2. 1996.....	121	8. 1969.....	105	2. 2010.....	113	8. 1995.....	105
1979.....	121	9. 1984.....	100	3. 2011.....	112	9. 2001.....	101
4. 1970.....	117	1964.....	100	1998.....	112	2000.....	101
5. 2009.....	114	1950.....	100	5. 2004.....	111	11. 2002.....	100
6. 2004.....	111	12. 2010.....	98	6. 2006.....	109	12. 2009.....	98

MOST AT-BATS WITHOUT A HOME RUN IN A SEASON

Rank/Player	AB	YEAR	AVG.	RBI	POSITION
1. Doc Cramer	658	1938	.301	71	CF
2. Tom Oliver	646	1930	.293	46	CF
3. Doc Cramer	643	1936	.292	41	CF
4. Johnny Pesky	638	1947	.324	39	SS
5. Jerry Remy	636	1982	.280	47	2B
6. Bill Wambsganss	632	1924	.275	49	2B
7. Freddy Parent	602	1905	.234	33	SS
8. Billy Goodman	599	1955	.294	52	2B
9. Jerry Remy	592	1983	.275	43	2B
10. Doc Cramer	589	1939	.311	56	CF

TOP PAIRS OF MAJOR LEAGUE TEAMMATES HOMERING IN SAME GAME

NO.	PLAYERS	HR	NO.	PLAYERS	HR
1.	Hank Aaron/Eddie Mathews	75	8.	Dwight Evans/Jim Rice	56
2.	Lou Gehrig/Babe Ruth	73		Joe Adcock/Eddie Mathews	56
3.	Willie Mays/Willie McCovey.....	68	10.	Yogi Berra/Mickey Mantle.....	55
4.	Gil Hodges/Duke Snider	67	11.	Jay Buhner/Ken Griffey Jr.	53
5.	Ron Santo/Billy Williams	64	12.	Jim Edmonds/Albert Pujols	52
6.	Bob Allison/Harmon Killebrew	61	13.	Orlando Cepeda/Willie Mays	50
7.	Andruw Jones/Chipper Jones	59	14.	David Ortiz/Manny Ramirez	48
				Manny Ramirez/Jim Thome	48

TOP PAIRS OF RED SOX TEAMMATES HOMERING IN SAME GAME

NO.	PLAYERS	HR	NO.	PLAYERS	HR	
1.	Dwight Evans/Jim Rice.....	56	15.	Carlton Fisk/Jim Rice.....	24	
2.	David Ortiz/Manny Ramirez.....	48		Jimmie Foxx/Ted Williams.....	24	
3.	Bobby Doerr/Ted Williams.....	38		Joe Cronin/Jimmie Foxx.....	24	
4.	Tony Conigliaro/Carl Yastrzemski.....	29	18.	Fred Lynn/Jim Rice.....	22	
5.	Trot Nixon/Manny Ramirez.....	28		Fred Lynn/Carl Yastrzemski.....	22	
	Rico Petrocelli/Carl Yastrzemski.....	28	20.	Dwight Evans/Carl Yastrzemski.....	21	
7.	David Ortiz/Jason Varitek.....	27		Carlton Fisk/Carl Yastrzemski.....	21	
	Jim Rice/Carl Yastrzemski.....	27		Vern Stephens/Ted Williams.....	21	
	George Scott/Carl Yastrzemski.....	27	23.	David Ortiz/Dustin Pedroia.....	20	
10.	Reggie Smith/Carl Yastrzemski.....	26		Butch Hobson/Jim Rice.....	20	
11.	David Ortiz/Kevin Youkilis.....	25		Rico Petrocelli/Reggie Smith.....	20	
	Manny Ramirez/Jason Varitek.....	25				
	John Valentin/Mo Vaughn.....	25				
	Jackie Jensen/Ted Williams.....	25				

HOME RUN RECORDS, CONTINUED

CAREER MULTI-HOMER GAME LEADERS

Rank/Player	G	Rank/Player	G	Rank/Player	G
1. Ortiz	37	9. Garciparra	17	Valentin	11
T. Williams	37	10. Doerr	14	Varitek	11
3. Rice	35	11. V. Stephens	13	19. Armas	10
4. Ramirez	28	12. Lynn	12	20. T. Conigliaro	9
5. Yastrzemski	27	Malzone	12	Petrocelli	9
6. Foxx	23	Scott	12	Youkilis	9
7. Evans	22	R. Smith	12	23. Jensen	8
Vaughn	22	16. Fisk	11	Stuart	8

SINGLE-SEASON MULTI-HOMER GAME LEADERS

Rank/Player	G	Year	Rank/Player	G	Year	Rank/Player	G	Year
1. Foxx	10	1938	Ortiz	6	2003	Garciparra	5	1999
2. Ortiz	9	2005	Vaughn	6	1996	Rice	5	1979
3. Ramirez	7	2002	Armas	6	1983	Fisk	5	1977
Rice	7	1977	Rice	6	1983	Yastrzemski	5	1967
5. Ortiz	6	2006	10. Ramirez	5	2001	15. 26 players	4	

ROOKIE HOME RUN LEADERS

Rank/Player	HR	Year	Rank/Player	HR	Year	Rank/Player	HR	Year
1. Dropto	34	1950	Fisk	22	1972	15. Pagliaroni	16	1961
2. T. Williams	31	1939	9. Daubach	21	1999	J. Jones	16	1947
3. Garciparra	30	1997	Lynn	21	1975	17. Middlebrooks	15	2012
4. G. Scott	27	1966	11. Burks	20	1987	T. Nixon	15	1999
Zaichin	27	1955	12. Greenwell	19	1987	R. Smith	15	1967
6. T. Conigliaro	24	1964	Gernert	19	1952	Foy	15	1966
7. Rice	22	1975	14. B. Conigliaro	18	1970	Malzone	15	1957

MOST HOME RUNS AT HOME IN A SINGLE SEASON

Rank/Player	HR	Year	Rank/Player	HR	Year	Rank/Player	HR	Year
1. Foxx	35	1938	9. Dropto	24	1950	17. Ramirez	21	2001
2. Lynn	28	1979	10. Ramirez	23	2004	Armas	21	1984
Rice	28	1978	T. Conigliaro	23	1965	Yastrzemski	21	1969
4. Vaughn	27	1996	T. Williams	23	1949	V. Stephens	21	1949
Rice	27	1979	13. Ortiz	22	2006	Foxx	21	1936
Rice	27	1977	Ramirez	22	2005	22. Ortiz	20	2005
Yastrzemski	27	1967	Yastrzemski	22	1970	Vaughn	20	1997
8. Stuart	25	1963	Petrocelli	22	1969	Petrocelli	20	1970

MOST HOME RUNS ON THE ROAD IN A SINGLE SEASON

Rank/Player	HR	Year	Rank/Player	HR	Year	Rank/Player	HR	Year
1. Ortiz	32	2006	10. Bay	21	2009	Ruth	20	1919
2. Ortiz	27	2005	Vaughn	21	1998	20. Ortiz	19	2007
3. T. Williams	26	1957	12. Ramirez	20	2004	Ramirez	19	2006
4. Ortiz	24	2004	Ramirez	20	2001	Ramirez	19	2003
Vaughn	24	1995	Evans	20	1987	Garciparra	19	1997
6. Ramirez	23	2005	T. Williams	20	1949	Armas	19	1983
Rice	23	1983	T. Williams	20	1946	Yastrzemski	19	1969
8. Baylor	22	1986	T. Williams	20	1942			
Armas	22	1984	Foxx	20	1936			

NOTE: Tony Armas (1984), Jimmie Foxx (1936), David Ortiz (2005-06), Manny Ramirez (2001, 2004-05) and Ted Williams (1949) are the only Red Sox ever with at least 20 homers in a season at home and on the road. Ortiz tied Babe Ruth's (1927) AL record with 32 road home runs in 2006.

RED SOX MONTHLY HOME RUN RECORDS

MONTH	HR	NAME	YEAR	TOTAL
April	10	David Ortiz	2006	54
May	13	Jim Rice	1978	46
June	14	Jackie Jensen	1958	35
July	14	David Ortiz	2006	54
August	13	Dwight Evans	1987	34
	13	Jimmie Foxx	1940	36
September	11	David Ortiz	2005	47
Sept.-Oct.	12	Manny Ramirez (9 in Sept., 3 in Oct.)	2005	45
	12	Jimmie Foxx (10 in Sept., 2 in Oct.)	1938	50

INDIVIDUAL PITCHING RECORDS

SINGLE SEASON

MOST BASES ON BALLS, left-handed	134, Mel Parnell, 1949
MOST BASES ON BALLS, right-handed	121, Mike Torrez, 1979; Don Schwall, 1962
LOWEST OPPONENTS BATTING AVERAGE167*, Pedro Martinez, 2000
LOWEST EARNED RUN AVERAGE, left-handed	0.96+, Dutch Leonard (224.2 IP), 1914
LOWEST EARNED RUN AVERAGE, right-handed	1.26, Cy Young (299.0 IP), 1908
MOST EARNED RUNS	140, Wes Ferrell, 1936
MOST GAMES, left-handed	74, Rob Murphy, 1989
MOST GAMES, right-handed	81, Mike Timlin, 2005
MOST COMPLETE GAMES	41, Cy Young, 1902
MOST GAMES FINISHED	69, Tom Gordon, 1998
MOST HITS	350, Cy Young, 1902
MOST CONSECUTIVE BATTERS RETIRED, without a hit	76+, Cy Young, 1904
MOST HIT BATSMEN	20, Bronson Arroyo, 2004; Howard Ehmke, 1923
MOST HOME RUNS, left-handed	35, Bruce Hurst, 1987
MOST HOME RUNS, right-handed	38, Tim Wakefield, 1996
MOST HOME RUNS, bases loaded	3, Ramon Martinez, 2000
MOST HOME RUNS, leadoff	5, Pedro Martinez, 2004
MOST INNINGS, left-handed	326.1, Babe Ruth, 1917
MOST INNINGS, right-handed	384.2, Cy Young, 1902
MOST INNINGS, as reliever	168.1*, Bob Stanley, 1982
MOST CONSECUTIVE INNINGS, hitless	24.0+, Cy Young, 1904
MOST CONSECUTIVE INNINGS, scoreless	45.2, Cy Young, 1904
MOST CONSECUTIVE GAMES, scoreless	25, Daniel Bard, 2011
MOST LOSSES, left-handed	18, Hal Wiltse, 1927
MOST LOSSES, right-handed	25, Red Ruffing, 1928
MOST CONSECUTIVE LOSSES	14, Joe Harris, 1906
LOWEST OPPONENTS ON-BASE PERCENTAGE213+, Pedro Martinez, 2000
LOWEST WALKS AND HITS PER INNING PITCHED	0.74+, Pedro Martinez, 2000
MOST RUNS	172, Ted Lewis, 1901
MOST SAVES, left-handed	24, Tom Burgmeier, 1980
MOST SAVES, right-handed	46, Tom Gordon, 1998
MOST SAVES, one month	12, Bob Stanley, Aug. 1980
MOST CONSECUTIVE SAVES	43, Tom Gordon, 1998
MOST CONSECUTIVE SAVES, any season	54*, Tom Gordon, 4/19/1998-5/31/1999
MOST CONSECUTIVE SAVES, to start season	20, Jonathan Papelbon, 2006
MOST CONSECUTIVE SEASONS, 30 or more saves	6, Jonathan Papelbon, 2006-11
MOST SHUTOUT WINS, left-handed	9**, Babe Ruth, 1916
MOST SHUTOUT WINS, right-handed	10, Joe Wood, 1912; Cy Young, 1904
MOST SHUTOUT WINS, by score of 1-0	5**, Joe Bush, 1918
MOST SHUTOUT LOSSES	8, Joe Harris, 1906
MOST STARTS, left-handed	41, Babe Ruth, 1916
MOST STARTS, right-handed	43, Cy Young, 1902
MOST STRIKEOUTS, left-handed	225, Jon Lester, 2009 and 2010
MOST STRIKEOUTS, right-handed	313, Pedro Martinez, 1999
MOST STRIKEOUTS, per 9.0 innings	13.2*, Pedro Martinez, 1999
MOST GAMES, 10 or more strikeouts	19, Pedro Martinez, 1999
MOST CONSECUTIVE GAMES, 10 or more strikeouts	8+, Pedro Martinez, 1999
MOST WILD PITCHES	21, Earl Wilson, 1963
HIGHEST WINNING PERCENTAGE882, Bob Stanley (15-2), 1978
MOST WINS, left-handed	25, Mel Parnell, 1949
MOST WINS, right-handed	34, Joe Wood, 1912
MOST WINS, as reliever	16, Dick Radatz, 1964
MOST WINS, at home	19, Cy Young, 1901
MOST WINS, at Fenway Park	18, Joe Wood, 1912
MOST WINS, on road	16, Joe Wood, 1912
MOST CONSECUTIVE WINS	16**, Joe Wood, 1912
MOST CONSECUTIVE WINS, at home	13, Dave Ferriss, 1946; Tex Hughson, 1944
MOST CONSECUTIVE WINS, on road	11, Dutch Leonard, 1914
MOST CONSECUTIVE WINS, to start season	14, Roger Clemens, 1986

+ML record (since 1900) ++tied for ML record *AL record **tied for AL record

INDIVIDUAL PITCHING RECORDS, CONTINUED

SINGLE SEASON ROOKIE

MOST BASES ON BALLS	110, Don Schwall, 1961
LOWEST EARNED RUN AVERAGE	2.39, Dutch Leonard, 1913
MOST GAMES	66, Hideki Okajima, 2007
MOST COMPLETE GAMES	26, Dave Ferriss, 1945; George Winter, 1901
MOST INNINGS	275.2, Buck O'Brien, 1912
MOST WINS	21, Dave Ferriss, 1945
MOST LOSSES	21, Joe Harris, 1906
MOST SAVES	35, Jonathan Papelbon, 2006
MOST SHUTOUTS	5, Dave Ferriss, 1945
MOST STARTS	34, Buck O'Brien, 1912
MOST STRIKEOUTS	201, Daisuke Matsuzaka, 2007
MOST STRIKEOUTS, game	15, Roger Clemens, 8/21/1984 vs. KC
MOST RUNS	149, Ted Wingfield, 1925

SINGLE GAME

MOST BALKS	4**, John Dopson, 6/13/1989 vs. DET
MOST BASES ON BALLS	12, Fritz Ostermueller, 7/30/1935 at WAS
MOST BASES ON BALLS, in relief	11, Mickey McDermott, 5/20/1948 at CLE; Ken Chase, 6/13/1943 vs. WAS (G1)
MOST CONSECUTIVE BATTERS RETIRED	34, Waite Hoyt, 9/24/1919 (G2) at NYY (2nd to 13th)
MOST EXTRA-BASE HITS	10, Curt Schilling, 8/10/2006 at KC
FEWEST HITS ALLOWED, complete game in ML debut	1++, Billy Rohr, 4/14/1967 at NYY, 3-0
MOST HOME RUNS	6++, Tim Wakefield, 8/8/2004 at DET
MOST INNINGS	24.0**, Joe Harris, 9/1/1906 vs. PHA (L, 4-1)
MOST INNINGS, in relief	11.0, Babe Ruth, 5/15/1919 at CWS (W); Ted Lewis, 7/27/1901 at CWS (L)
MOST CONSECUTIVE SCORELESS INNINGS	20.0*, Joe Harris, 9/1/1906 (4th thru 23rd) vs. PHA
MOST STRIKEOUTS, 9 innings	20++, Roger Clemens, 9/18/1996 at DET; 4/29/1986 vs. SEA
MOST STRIKEOUTS, in relief	12, Diego Segui, 9/22/1974 (7.2 IP) vs. BAL
MOST CONSECUTIVE STRIKEOUTS	8, Roger Clemens, 4/29/1986 vs. SEA
MOST WILD PITCHES	4, Daisuke Matsuzaka, 5/27/2009 at MIN; Milt Gaston, 9/14/1929 vs. DET

SINGLE INNING

MOST BATTERS FACED	16++, Howard Ehmke, 9/28/1923 (6th) vs. NYY; Lefty O'Doul, 7/7/1923 (6th) vs. CLE; Doc Adkins, 7/8/1902 (6th) vs. PHA
MOST HITS	12+, Doc Adkins, 7/8/1902 (6th) vs. PHA
MOST RUNS	13+, Lefty O'Doul, 7/7/1923 (6th) at CLE (G1)
MOST STRIKEOUTS	4++, Tim Wakefield, 8/10/1999 (9th) at KC
MOST WALKS	6, Lefty O'Doul, 7/7/1923 (6th) at CLE

+ML record (since 1900) ++tied for ML record *AL record **tied for AL record

LONGEST WINNING STREAKS (Single Season)

RANK/PITCHER	NO.	DATES	RANK/PITCHER	NO.	DATES
1. J. Wood	16	7/8-9/15/1912	J. Kramer	11	6/3-8/3/1948
2. Clemens	14	4/11-6/27/1986*	Hughson	11	6/30-8/23/1942
3. Kinder	13	7/28-9/24/1949	10. Wakefield	10	6/29-8/13/1995
4. Ferriss	12	7/12-9/2/1946	Boddicker	10	4/30-7/2/1990
Leonard (L)	12	6/2-8/9/1914	Radatz	10	5/15-7/21/1963
C. Young	12	6/2-7/16/1901	Delock	10	5/1-7/20/1958*
6. B. Stanley	11	5/6-8/28/1978	Ferriss	10	4/26-6/9/1946*
Moret (L)	11	4/22-9/12/1973*	C. Young	10	5/3-6/8/1902

(L) left-hander * from start of season

NOTE: Ellis Kinder defeated the Chicago White Sox in 18 straight decisions from 7/22/1948-5/12/1953. Mel Parnell beat the Washington Senators in 17 straight decisions from 7/8/1948-9/20/1952. Joe Wood defeated the St. Louis Browns in 15 straight decisions from 5/25/1911-9/26/1914. Tom Brewer defeated the Kansas City Royals in 14 straight decisions from 7/2/1954-7/24/1957. Jon Lester defeated the Orioles in his first 14 career decisions against the club from 8/13/2006-4/28/2011.

CLUB PITCHING RECORDS

TEAM PITCHING

MOST BASES ON BALLS	748 in 1950
FEWEST BASES ON BALLS	233* in 1904
MOST COMPLETE GAMES.....	148+ in 1904
FEWEST COMPLETE GAMES.....	2 in 2011
LOWEST ERA.....	2.12 in 1904
HIGHEST ERA	5.02 in 1932
MOST HOME RUNS	190 in 2012; 1987
MOST HOME RUNS, home	97 in 2012 (81 games); 1966 (81 games)
MOST HOME RUNS, road.....	115 in 1987 (82 games)
MOST HOME RUNS, leadoff	8 in 1999
MOST HOME RUNS, extra innings.....	7 in 1987; 1969
MOST HOME RUNS, bases loaded.....	8 in 2005; 2004
MOST HOME RUNS, pinch hit	8 in 1991
MOST HOME RUNS, one month	49, June 1966 (31 games)
FEWEST HOME RUNS.....	6* in 1913
FEWEST HOME RUNS, since 1946.....	82 in 1949
MOST SAVES.....	53 in 1998
MOST PITCHERS, 10 or more saves.....	3++ in 1999
MOST SHUTOUTS	26 in 1918
FEWEST SHUTOUTS	3 in 1994; 1932; 1923
MOST CONSECUTIVE SHUTOUTS	3, 10 times, last time 4/25-29(G1)/2004
MOST STRIKEOUTS	1,259 in 2001 (161 games)
FEWEST STRIKEOUTS	310 in 1925 (152 games)

TEAM PITCHING, GAME

LARGEST LEAD RELINQUISHED IN LOSS	10 runs up, 6/4/1989 vs. TOR (10-0 after 6 inn., lost 13-11 in 12 inn.)
MOST RUNS	27-3 loss, 7/7/1923 (G1) at CLE
MOST RUNS, shutout	19-0 loss, 5/18/1955 vs. CLE
MOST HOME RUNS	7, 8/8/2004 at DET; 5/17/1967 vs. BAL; 5/30/1961 vs. NYY
MOST STRIKEOUTS, 9-inning game.....	20++, 9/18/1996 at DET, (W, 4-0); 4/29/1986 vs. SEA (W, 3-1)
MOST WALKS, 9-inning game	18++, 5/20/1948 at CLE (L, 4-13), Harris 7 (1.1 IP), McDermott 11 (6.2 IP)

+ML record (since 1900) ++tied for ML record *AL record **tied for AL record



Pedro Martinez established a club record with an AL-best 313 strikeouts in 1999.

SINGLE-SEASON PITCHING LEADERS

LOSSES

1. Ruffing.....*10-25, 1928
2. Ruffing.....*9-22, 1929
3. S. Harriss.....*14-21, 1927
- J. Harris.....*12-21, 1906
- C. Young.....*113-21, 1906
- Dinneen.....*21-21, 1902
7. Gaston.....*113-20, 1930
- Ja. Russell.....*19-20, 1930
- Ehmke.....*9-20, 1925
- S. Jones.....*12-20, 1919

STRIKEOUTS

1. P. Martinez.....*313, 1999
2. Clemens.....*291, 1988
3. P. Martinez.....*284, 2000
4. J. Wood.....*258, 1912
5. Clemens.....*257, 1996
6. Clemens.....*256, 1987
7. P. Martinez.....*251, 1998
8. Lonborg.....*246, 1967
9. Clemens.....*241, 1991
10. P. Martinez.....*239, 2002

GAMES STARTED

1. C. Young.....*43, 1902
2. Dinneen.....*42, 1902
3. Ruth.....*41, 1916
- C. Young.....*41, 1904
- C. Young.....*41, 1901
6. Lonborg.....*139, 1967
- Ehmke.....*39, 1923
8. 7 players.....*38

SHUTOUTS

1. J. Wood.....*10, 1912
- C. Young.....*10, 1904
3. Ruth.....*9, 1916
4. Clemens.....*8, 1988
- Mays.....*8, 1918
6. Clemens.....*7, 1987
- Tiant.....*7, 1974
- Bush.....*7, 1918
- Leonard.....*7, 1914
- C. Young.....*7, 1903

10-STRIKEOUT GAMES

1. P. Martinez.....*19, 1999
2. P. Martinez.....*15, 2000
3. Clemens.....*12, 1988
4. P. Martinez.....*9, 2002
- P. Martinez.....*9, 2001
- Clemens.....*9, 1987
7. P. Martinez.....*8, 1998
- Clemens.....*8, 1996
- Clemens.....*8, 1986
- Lonborg.....*8, 1967

WINS

1. J. Wood.....*34-5, 1912
2. C. Young.....*33-10, 1901
3. C. Young.....*32-11, 1902
4. C. Young.....*28-9, 1903
5. C. Young.....*26-16, 1904
6. Parnell.....*25-7, 1949
- Ferriss.....*25-6, 1946
- Ferrell.....*25-14, 1935
9. Clemens.....*24-4, 1986
- Ruth.....*24-13, 1917

EARNED RUN AVERAGE

1. Leonard.....*0.96, 1914
2. C. Young.....*1.26, 1908
3. J. Wood.....*1.49, 1915
4. R. Collins.....*1.62, 1910
5. C. Young.....*1.62, 1901
6. Shore.....*1.64, 1915
7. J. Wood.....*1.68, 1910
8. Foster.....*1.70, 1914
9. P. Martinez.....*1.74, 2000
10. Mays.....*1.74, 1917

GAMES

1. Timlin.....*81, 2005
2. G. Harris.....*80, 1993
3. Radatz.....*79, 1964
4. Timlin.....*76, 2004
5. Slocumb.....*75, 1996
6. Lowe.....*74, 2000
- Lowe.....*74, 1999
- R. Murphy.....*74, 1989
9. D. Bard.....*73, 2010
- Delcarmen.....*73, 2008
- T. Gordon.....*73, 1998

COMPLETE GAMES

1. C. Young.....*41, 1902
2. C. Young.....*40, 1904
3. Dinneen.....*39, 1902
4. C. Young.....*38, 1901
5. Dinneen.....*37, 1904
6. Ruth.....*35, 1917
- J. Wood.....*35, 1912
8. C. Young.....*34, 1903
9. C. Young.....*33, 1907
10. Dinneen.....*32, 1903

HOME RUNS ALLOWED

1. Wakefield.....*38, 1996
2. E. Wilson.....*37, 1964
3. Beckett.....*36, 2006
4. Wakefield.....*35, 2005
- Hurst.....*35, 1987
6. Wise.....*34, 1975
- Monbouquette.....*34, 1964
8. Conley.....*33, 1961
9. Boyd.....*32, 1986
- Tudor.....*32, 1983
- Tiant.....*32, 1973
- Monbouquette.....*32, 1965

WIN PCT. (MIN. 15 DEC.)

1. B. Stanley.....*.882, 1978
2. J. Wood.....*.872, 1912
3. Moret.....*.867, 1973
4. Matsuzaka.....*.857, 2008
- Clemens.....*.857, 1986
6. P. Martinez.....*.852, 1999
7. P. Martinez.....*.833, 2002
8. Moret.....*.824, 1975
9. Ferriss.....*.806, 1946
10. Kinder.....*.793, 1949

SAVES

1. T. Gordon.....*46, 1998
2. Lowe.....*42, 2000
3. Papelbon.....*41, 2008
4. Urbina.....*40, 2002
- Reardon.....*40, 1991
6. Papelbon.....*38, 2009
7. Papelbon.....*37, 2010
- Papelbon.....*37, 2007
9. Papelbon.....*35, 2006
10. 2 players.....*33

INNINGS

1. C. Young.....*384.2, 1902
2. C. Young.....*380.0, 1904
3. Dinneen.....*371.1, 1902
- C. Young.....*371.1, 1901
5. J. Wood.....*344.0, 1912
6. C. Young.....*343.1, 1907
7. C. Young.....*341.2, 1903
8. Dinneen.....*335.2, 1904
9. Ruth.....*326.1, 1917
10. Ruth.....*323.2, 1916

WALKS

1. Parnell.....*134, 1949
2. McDermott.....*124, 1950
3. Torrez.....*121, 1979
- Schwall.....*121, 1962
5. Newsom.....*119, 1937
- Ja. Wilson.....*119, 1937
- Ferrell.....*119, 1936
- Ehmke.....*119, 1923
9. Ruffing.....*118, 1929
- Ruth.....*118, 1916

RELIEF WINS

1. Radatz.....*16, 1964
2. Radatz.....*15, 1963
3. Clear.....*14, 1982
4. B. Stanley.....*13, 1978
- Campbell.....*13, 1977
6. B. Stanley.....*12, 1982
7. Delock.....*11, 1956
8. 7 players.....*10

* led league † tied for league lead

CAREER PITCHING LEADERS

WINS

1. Clemens.....	192
2. C. Young.....	192
3. Wakefield.....	186
4. Parnell.....	123
5. Tiant.....	122
6. P. Martinez.....	117
7. J. Wood.....	116
8. B. Stanley.....	115
9. Dobson.....	106
10. Grove.....	105
11. Hughson.....	96
Monbouquette.....	96
13. B. Lee.....	94
14. Brewer.....	91
15. Leonard.....	90
F. Sullivan.....	90
17. Beckett.....	89
Ruth.....	89
19. Eckersley.....	88
Hurst.....	88

ERA (MIN 1,000 IP)

1. J. Wood.....	1.99
2. C. Young.....	2.00
3. Leonard.....	2.13
4. Ruth.....	2.19
5. Mays.....	2.21
6. R. Collins.....	2.51
7. P. Martinez.....	2.52
8. Dinneen.....	2.81
9. Winter.....	2.91
10. Hughson.....	2.94
11. Clemens.....	3.06
12. Kinder.....	3.28
13. Grove.....	3.34
14. Tiant.....	3.36
15. S. Jones.....	3.39
16. F. Sullivan.....	3.47
17. Culp.....	3.50
18. Parnell.....	3.50
19. Dobson.....	3.57
20. B. Stanley.....	3.64

GAMES

1. B. Stanley.....	637
2. Wakefield.....	590
3. Papelbon.....	396
4. Timlin.....	394
5. Lowe.....	384
6. Clemens.....	383
7. Kinder.....	365
8. C. Young.....	327
9. Delock.....	322
10. B. Lee.....	321
11. Delcarmen.....	289
Parnell.....	289
13. G. Harris.....	287
14. Fornieles.....	286
Radatz.....	286
16. Tiant.....	274
17. Garces.....	261
Okajima.....	261
19. Lyle.....	260
20. Dobson.....	259

LOSSES

1. Wakefield.....	168
2. C. Young.....	112
3. Clemens.....	111
4. B. Stanley.....	97
Winter.....	97
6. Ruffing.....	96
7. Ja. Russell.....	94
8. Monbouquette.....	91
9. Dinneen.....	85
10. Brewer.....	82
11. Tiant.....	81
12. F. Sullivan.....	80
13. MacFayden.....	78
14. Parnell.....	75
15. Hurst.....	73
16. Delock.....	72
Dobson.....	72
W. Nixon.....	72
19. Eckersley.....	71
20. B. Lee.....	68

STRIKEOUTS

1. Clemens.....	2,590
2. Wakefield.....	2,046
3. P. Martinez.....	1,683
4. C. Young.....	1,341
5. Beckett.....	1,108
6. Tiant.....	1,075
7. Lester.....	1,060
8. Hurst.....	1,043
9. J. Wood.....	986
10. Monbouquette.....	969
11. F. Sullivan.....	821
12. Culp.....	794
13. Lonborg.....	784
14. Eckersley.....	771
Leonard.....	771
16. Grove.....	743
17. Brewer.....	733
18. Parnell.....	732
19. E. Wilson.....	714
20. 2 players.....	693

GAMES STARTED

1. Wakefield.....	430
2. Clemens.....	382
3. C. Young.....	297
4. Tiant.....	238
5. Parnell.....	232
6. Monbouquette.....	228
7. Brewer.....	217
Hurst.....	217
9. Dobson.....	202
10. P. Martinez.....	201
F. Sullivan.....	201
12. Beckett.....	194
13. Eckersley.....	191
14. Grove.....	190
15. Lester.....	187
16. W. Nixon.....	177
17. Winter.....	176
18. Dinneen.....	174
19. B. Lee.....	167
20. Lonborg.....	163

WINNING PCT. (MIN 100 DEC.)

1. P. Martinez.....	.760
2. J. Wood.....	.674
3. Ruth.....	.659
4. Hughson.....	.640
5. Lester.....	.639
6. Clemens.....	.634
7. C. Young.....	.632
8. Grove.....	.629
9. Kinder.....	.623
10. Parnell.....	.621
11. Tannehill.....	.620
12. Ferrell.....	.608
13. Beckett.....	.605
14. Tiant.....	.601
15. Dobson.....	.596
16. Leonard.....	.588
17. Mays.....	.585
18. B. Lee.....	.580
19. R. Collins.....	.575
20. Lowe.....	.560

SAVES

1. Papelbon.....	219
2. B. Stanley.....	132
3. Radatz.....	104
4. Kinder.....	91
5. Reardon.....	88
6. Lowe.....	85
7. Lyle.....	69
8. Gordon.....	68
9. L. Smith.....	58
10. Campbell.....	51
11. Urbina.....	49
12. Fornieles.....	48
Slocumb.....	48
14. Foulke.....	47
15. Je. Russell.....	45
16. Drago.....	41
17. Burgmeier.....	40
18. Clear.....	38
19. Delock.....	31
20. 3 players.....	28

INNINGS

1. Wakefield.....	3,006.0
2. Clemens.....	2,776.0
3. C. Young.....	2,728.1
4. Tiant.....	1,774.2
5. Parnell.....	1,752.2
6. B. Stanley.....	1,707.0
7. Monbouquette.....	1,622.0
8. Winter.....	1,599.2
9. Dobson.....	1,544.0
10. Grove.....	1,539.2
11. Brewer.....	1,509.1
12. F. Sullivan.....	1,505.1
13. B. Lee.....	1,503.1
14. Dinneen.....	1,501.0
15. Hurst.....	1,459.0
16. J. Wood.....	1,418.0
17. P. Martinez.....	1,383.2
18. Hughson.....	1,375.2
19. Eckersley.....	1,371.2
20. Leonard.....	1,361.1

CAREER PITCHING LEADERS, CONTINUED

COMPLETE GAMES

1. C. Young	275
2. Dinneen	156
3. Winter	141
4. J. Wood	121
5. Grove	119
6. Parnell	113
Tiant	113
8. Ruth	105
9. Clemens	100
10. Hughson	99
11. Leonard	96
12. R. Collins	90
Dobson	90
14. Mays	87
15. Tannehill	85
16. Ehmke	83
S. Jones	83
18. Ferrell	81
19. Brewer	75
20. Ruffing	73

HOME RUNS ALLOWED

1. Wakefield	401
2. Clemens	194
3. Monbouquette	180
4. Hurst	173
5. Tiant	170
6. Eckersley	167
7. Beckett	153
8. B. Lee	136
9. Delock	134
10. Boyd	126
Brewer	126
12. F. Sullivan	123
E. Wilson	123
14. B. Stanley	113
15. Lester	110
16. Lonborg	105
17. Parnell	104
18. Culp	103
P. Martinez	103
20. Kinder	94

SHUTOUTS

1. Clemens	38
C. Young	38
3. J. Wood	28
4. Tiant	26
5. Leonard	25
6. Parnell	20
7. R. Collins	19
Hughson	19
9. S. Jones	18
10. Dobson	17
Ruth	17
12. Dinneen	16
Monbouquette	16
14. Foster	15
Grove	15
16. Mays	14
F. Sullivan	14
Tannehill	14
19. 3 players	13

K'S PER 9 INN. (MIN. 1,000 IP)

1. P. Martinez	10.95
2. Clemens	8.40
3. Lester	8.20
4. Beckett	8.04
5. Culp	6.54
6. Hurst	6.43
7. Lonborg	6.42
8. E. Wilson	6.27
9. J. Wood	6.26
10. Wakefield	6.13
11. Lowe	5.84
12. Tiant	5.45
13. Monbouquette	5.38
14. Leonard	5.10
15. Eckersley	5.06
16. Boyd	5.05
17. Delock	4.93
18. F. Sullivan	4.91
19. Ja. Wilson	4.75
20. Hughson	4.53

20-GAME WINNERS

Rank/Player	W-L	Year
1. J. Wood	*34-5	1912
2. C. Young	*33-10	1901
3. C. Young	*32-11	1902
4. C. Young	*28-9	1903
5. C. Young	26-16	1904
6. Parnell (L)	*25-7	1949
Ferriss	25-6	1946
W. Ferrell	*25-14	1935
9. Clemens	*24-4	1986
Ruth (L)	24-13	1917
11. P. Martinez	*23-4	1999
Kinder	23-6	1949
S. Jones	23-16	1921
Ruth (L)	23-12	1916
J. Wood	23-17	1911
Dinneen	23-14	1904

Rank/Player	W-L	Year
17. Tiant	22-13	1974
Lonborg	†22-9	1967
Hughson	*22-6	1942
Mays	22-9	1917
Tannehill (L)	22-9	1905
22. Schilling	*21-6	2004
Lowe	21-8	2002
Clemens	21-6	1990
Tiant	21-12	1976
Parnell (L)	21-8	1953
Ferriss	21-10	1945
Mays	21-13	1918
C. Young	21-11	1908
C. Young	21-15	1907
Tannehill (L)	21-11	1904
Dinneen	21-13	1903

WALKS

1. Wakefield	1,095
2. Clemens	856
3. Parnell	758
4. Brewer	669
5. Dobson	604
6. J. Wilson	564
7. W. Nixon	530
8. Delock	514
9. McDermott	504
10. Tiant	501
11. Ostermueller	491
12. E. Wilson	481
13. Hurst	479
14. F. Sullivan	475
15. B. Stanley	471
16. Ruffing	459
17. B. Lee	448
18. Grove	447
19. Lester	430
MacFayden	430

RELIEF WINS

1. B. Stanley	85
2. Radatz	49
3. Kinder	40
4. Clear	35
5. Delock	34
6. Fornieles	31
7. Timlin	30
8. Campbell	28
9. Ryba	26
Ja. Wilson	26

10-STRIKEOUT GAMES

1. P. Martinez	72
2. Clemens	68
3. Lester	17
4. J. Wood	18
5. Hurst	13
6. Culp	10
Lonborg	10
Morehead	10
9. Tiant	9
10. C. Young	8

(L) left-handed * led league † tied for league lead

ANNUAL PITCHING LEADERS

YEAR	WINS	EARNED RUN AVG	GAMES	GAMES STARTED
2012	Buchholz, Doubront. 11	Buchholz. 4.56	Aceves. 69	Lester. 33
2011	Lester. 15-9	Beckett. 2.89	D. Bard. 70	Lester. 31
2010	Lester. 19-9	Buchholz. 2.33	D. Bard. 73	Lackey. 33
2009	Beckett. 17-6	Lester. 3.41	R. Ramirez. 70	Beckett, Lester. 32
2008	Matsuzaka. 18-3	Matsuzaka. 2.90	Delsarmen. 73	Lester. 33
2007	Beckett. *20-7	Beckett. 3.27	Okajima. 66	Matsuzaka. 32
2006	Beckett. 16-11	Schilling. 3.97	Timlin. 68	Beckett. 33
2005	Wakefield. 16-12	Wakefield. 4.15	Timlin. *81	Wakefield. 33
2004	Schilling. *21-6	Schilling. 3.26	Timlin. 76	Lowe, P. Martinez. 33
2003	Lowe. 17-7	P. Martinez. *2.22	Timlin. 72	Lowe, Wakefield. 33
2002	Lowe. 21-8	P. Martinez. *2.26	Urbina. 61	Lowe. 32
2001	Nomo. 13-10	Wakefield. 3.90	Beck. 68	Nomo. 33
2000	P. Martinez. 18-6	P. Martinez. *1.74	Lowe. 74	P. Martinez. 29
1999	P. Martinez. *23-4	P. Martinez. *2.07	Lowe. 74	P. Martinez. 29
1998	P. Martinez. 19-7	P. Martinez. 2.89	Gordon. 73	P. Martinez, Wakefield. 33
1997	Sele. 13-12	Gordon. 3.74	Wasdin. 53	Sele. 33
1996	Wakefield. 14-13	Clemens. 3.63	Slocumb. 75	Clemens, Gordon. 34
1995	Wakefield. 16-8	Wakefield. 2.95	Belinda. 63	Hanson. 29
1994	Clemens. 9-7	Clemens. 2.85	Fossas. 44	Clemens. 24
1993	Darwin. 15-11	Viola. 3.14	G. Harris. *80	Darwin. 34
1992	Clemens. 18-11	Clemens. *2.41	G. Harris. 70	Viola. 35
1991	Clemens. 18-10	Clemens. *2.62	Fossas. 64	Clemens. **35
1990	Clemens. 21-6	Clemens. *1.93	R. Murphy. 68	Boddicker. 34
1989	Clemens. 17-11	Clemens. 3.13	R. Murphy. 74	Clemens. 35
1988	Clemens, Hurst. 18	Clemens. 2.93	L. Smith. 64	Clemens. 35
1987	Clemens. **20-9	Clemens. 2.97	Schiraldi. 62	Clemens. 36
1986	Clemens. *24-4	Clemens. *2.48	B. Stanley. 66	Clemens. 33
1985	Boyd. 15-13	Boyd. 3.70	B. Stanley. 48	Boyd. 35
1984	3 players. 12	Nipper. 3.89	B. Stanley. 57	Hurst. 33
1983	Tudor. 13-12	Ojeda. 4.04	B. Stanley. 64	Tudor. 34
1982	Clear. 14-9	B. Stanley. 3.10	Clear. 55	Eckersley. 33
1981	B. Stanley, Torrez. 10	Torrez. 3.68	B. Stanley. 35	Eckersley, Tanana. 23
1980	Eckersley. 12-14	B. Stanley. 3.39	Burgmeier. 62	Torrez. 32
1979	Eckersley. 17-10	Eckersley. 2.99	Drago. 53	Torrez. 36
1978	Eckersley. 20-8	Eckersley. 2.99	B. Stanley. 52	Torrez. 36
1977	Campbell. 13-9	Jenkins. 3.68	Campbell. 69	Tiant. 32
1976	Tiant. 21-12	Tiant. 3.06	Willoughby. 54	Tiant. 38
1975	Wise. 19-12	B. Lee. 3.95	B. Lee. 41	Tiant, Wise. 35
1974	Tiant. 22-13	Tiant. 2.92	Segui. 58	Tiant. 38
1973	Tiant. 20-13	B. Lee. 2.75	Bolin. 39	Tiant. 35
1972	Pattin. 17-13	Tiant. *1.91	B. Lee. 47	Pattin. 35
1971	Siebert. 16-10	Siebert. 2.91	Bolin. 52	Culp. 35
1970	Culp. 17-14	Culp. 3.04	Lyle. 63	Peters. 34
1969	Culp. 17-8	Nagy. 3.11	Lyle. 71	Culp. 32
1968	Culp, Ellsworth. 16	Culp. 2.91	Stange. 50	Culp. 30
1967	Lonborg. **22-9	Stange. 2.77	Wyatt. 60	Lonborg. **39
1966	Santiago. 12-13	Santiago. 3.66	McMahon. 49	Santiago. 28
1965	E. Wilson. 13-14	Monbouquette. 3.70	Radatz. 63	E. Wilson. 36
1964	Radatz. 16-9	Monbouquette. 4.04	Radatz. 79	Monbouquette. 35
1963	Monbouquette. 20-10	E. Wilson. 3.76	Radatz. 66	Monbouquette. 36
1962	Conley, Monbouquette. 15	Monbouquette. 3.33	Radatz. *62	Monbouquette. 35
1961	Schwall. 15-7	Schwall. 3.22	Fornieles. 57	Monbouquette. 32
1960	Monbouquette. 14-11	Monbouquette. 3.64	Fornieles. *70	Monbouquette. 30
1959	Casale. 13-8	Brewer. 3.76	Fornieles. 46	Brewer. 32
1958	Delock. 14-8	Delock. 3.38	Wall. 52	Brewer. 32
1957	Brewer. 16-13	F. Sullivan. 2.73	Delock. 49	Brewer. 32
1956	Brewer. 19-9	F. Sullivan. 3.42	Delock. 48	F. Sullivan. 33
1955	F. Sullivan. **18-13	F. Sullivan. 2.91	Hurd, Kinder. 43	F. Sullivan. *35
1954	F. Sullivan. 15-12	F. Sullivan. 3.14	Kinder. 48	W. Nixon. 30
1953	Parnell. 21-8	McDermott. 3.01	Kinder. *69	Parnell. 34
1952	Parnell. 12-12	Parnell. 3.62	Delock. 39	Parnell. 29
1951	Parnell. 18-11	Parnell. 3.26	Kinder. *63	Parnell. 29
1950	Parnell. 18-10	Parnell. 3.61	Kinder. 48	Parnell. 31
1949	Parnell. *25-7	Parnell. *2.77	Kinder. 43	Parnell. 33
1948	Kramer. 18-5	Parnell. 3.14	Dobson. 38	Dobson. 32
1947	Dobson. 18-8	Dobson. 2.95	E. Johnson. 45	Dobson. 31
1946	Ferriss. 25-6	Hughson. 2.75	Ferriss. 40	Ferriss, Hughson. 35
1945	Ferriss. 21-10	Ferriss. 2.96	Barrett. 37	Ferriss. 31
1944	Hughson. 18-5	Hughson. 2.26	Ryba. 42	Bowman. 24

* led league ** tied for league lead

ANNUAL PITCHING LEADERS, CONTINUED

YEAR	WINS	EARNED RUN AVG	GAMES	GAMES STARTED
1943	Hughson 12-15	Hughson 2.64	M. Brown *49	Hughson 32
1942	Hughson *22-6	Hughson 2.59	Hughson 38	Hughson 30
1941	Newsome 19-10	C. Wagner 3.07	Ryba 40	Newsome 29
1940	Heving, Ja. Wilson.. 12	Bagby Jr. 4.73	Ja. Wilson 41	Bagby Jr., Grove 21
1939	Grove 15-4	Grove *2.54	Dickman 48	Auker 25
1938	Bagby Jr., Ja. Wilson.. 15	Grove *3.08	Bagby Jr. 43	Ja. Wilson 27
1937	Grove 17-9	Grove 3.02	Ja. Wilson 51	Grove 32
1936	W. Ferrell 20-15	Grove *2.81	Ostermueller 43	W. Ferrell 38
1935	W. Ferrell *25-14	Grove *2.70	Walberg 44	W. Ferrell *38
1934	W. Ferrell 14-5	Ostermueller 3.49	Rhodes 44	Rhodes 31
1933	Rhodes 12-15	B. Weiland 3.87	Welch 47	Rhodes 29
1932	Kline 11-13	Durham 3.80	Kline 47	B. Weiland 27
1931	MacFayden 16-12	W. Moore 3.88	W. Moore 53	MacFayden 32
1930	Gaston 13-20	Gaston 3.92	Gaston 38	Gaston 34
1929	E. Morris 14-14	MacFayden 3.62	Gaston 39	Ja. Russell 32
1928	E. Morris 19-15	E. Morris 3.53	E. Morris 47	Ruffing 34
1927	S. Harriss 14-21	S. Harriss 4.18	S. Harriss 44	Wiltse 29
1926	Wingfield 11-16	Wiltse 4.22	Wingfield 43	Wiltse 29
1925	Wingfield 12-19	Ehmke 3.73	Wingfield 41	Ehmke 31
1924	Ehmke 19-17	Quinn 3.27	Ehmke 45	Ehmke 36
1923	Ehmke 20-17	Piercy 3.41	Ehmke 43	Ehmke 39
1922	Ri. Collins 14-11	Quinn 3.48	Karr 41	Quinn 32
1921	S. Jones 23-16	S. Jones 3.22	S. Jones 40	S. Jones 38
1920	Pennock 16-13	H. Harper 3.04	S. Jones, Pennock 37	S. Jones 33
1919	Pennock 16-8	Mays 2.47	S. Jones 35	S. Jones 31
1918	Mays 21-13	Bush 2.11	Bush 36	Mays 33
1917	Ruth 24-13	Mays 1.74	Ruth 41	Ruth 38
1916	Ruth 23-12	Ruth *1.75	Leonard 48	Ruth *41
1915	Foster, Shore 19	J. Wood *1.49	Mays, Shore 38	Foster 33
1914	Ra. Collins 20-13	Leonard *0.96	Bedient 42	Ra. Collins 30
1913	Ra. Collins 19-8	Leonard 2.39	Bedient 43	Ra. Collins 30
1912	J. Wood *34-5	J. Wood 1.91	J. Wood 43	J. Wood 38
1911	J. Wood 23-17	J. Wood 2.02	J. Wood 44	J. Wood 33
1910	Cicotte 15-11	Ra. Collins 1.62	Cicotte 36	Cicotte 30
1909	Arellanes 16-12	Cicotte 1.97	Arellanes 45	Arellanes 28
1908	C. Young 21-11	C. Young 1.26	Cicotte 39	C. Young 33
1907	C. Young 21-15	C. Young 1.99	C. Young 43	C. Young 37
1906	Tannehill, C. Young.. 13	Dinneen 2.92	C. Young 39	C. Young 34
1905	Tannehill 22-9	C. Young 1.82	C. Young 38	C. Young 33
1904	C. Young 26-16	C. Young 1.97	C. Young 43	C. Young 41
1903	C. Young *28-9	C. Young 2.08	C. Young 40	C. Young 35
1902	C. Young *32-11	C. Young 2.15	C. Young *45	C. Young *43
1901	C. Young *33-10	C. Young *1.62	C. Young 43	C. Young 41

* led league ** tied for league lead

ANNUAL PITCHING LEADERS, CONTINUED

YEAR	COMPLETE GAMES	SAVES	INNINGS	STRIKEOUTS
2012	Lester.....3	Aceves.....25	Lester.....205.1	Doubront.....167
2011	Beckett, Wakefield..1	Papelbon.....31	Beckett.....193.0	Lester.....182
2010	Lester.....2	Papelbon.....37	Lackey.....215.0	Lester.....225
2009	Beckett.....4	Papelbon.....38	Beckett.....212.1	Lester.....225
2008	Lester.....2	Papelbon.....41	Lester.....210.1	Beckett.....172
2007	5 players.....1	Papelbon.....37	Matsuzaka.....204.2	Matsuzaka.....201
2006	3 players.....1	Papelbon.....35	Beckett.....204.2	Schilling.....183
2005	Wakefield.....3	Foulke.....15	Wakefield.....225.1	Wakefield.....151
2004	Schilling.....3	Foulke.....32	Schilling.....226.2	P. Martinez.....227
2003	P. Martinez.....3	Kim.....16	Lowe.....203.1	P. Martinez.....206
2002	P. Martinez.....2	Urbina.....40	Lowe.....219.2	P. Martinez.....*239
2001	Nomo.....2	Lowe.....24	Nomo.....198.0	Nomo.....*220
2000	P. Martinez.....7	Lowe.....**42	P. Martinez.....217.0	P. Martinez.....*284
1999	P. Martinez.....5	Lowe, Wakefield....15	P. Martinez.....213.1	P. Martinez.....*313
1998	P. Martinez.....3	Gordon.....*46	P. Martinez.....233.2	P. Martinez.....251
1997	Wakefield.....4	Slocumb.....17	Wakefield.....201.1	Gordon.....*159
1996	Clemens, Wakefield..6	Slocumb.....31	Clemens.....242.2	Clemens.....*257
1995	Wakefield.....6	Aguilera.....20	Wakefield.....195.1	Hanson.....139
1994	Clemens.....3	Ryan.....13	Clemens.....170.2	Clemens.....168
1993	3 players.....2	Je. Russell.....33	Darwin.....229.1	Clemens.....160
1992	Clemens.....11	Reardon.....27	Clemens.....246.2	Clemens.....208
1991	Clemens.....13	Reardon.....40	Clemens.....*271.1	Clemens.....*241
1990	Clemens.....7	Reardon.....21	Clemens.....228.1	Clemens.....209
1989	Clemens.....8	L. Smith.....25	Clemens.....253.1	Clemens.....230
1988	Clemens.....*14	L. Smith.....29	Clemens.....264.0	Clemens.....*291
1987	Clemens.....*18	Gardner.....10	Clemens.....281.2	Clemens.....256
1986	Hurst.....11	B. Stanley.....16	Clemens.....254.0	Clemens.....238
1985	Boyd.....13	Crawford.....12	Boyd.....272.1	Hurst.....189
1984	Boyd.....10	B. Stanley.....22	Hurst.....218.0	Ojeda.....137
1983	Tudor.....7	B. Stanley.....33	Tudor.....242.0	Tudor.....136
1982	Eckersley.....11	Clear, B. Stanley...14	Eckersley.....224.1	Tudor.....146
1981	Eckersley.....8	Clear.....9	Eckersley.....154.0	Clear.....82
1980	Eckersley.....8	Burgmeier.....24	Torrez.....207.1	Eckersley.....121
1979	Eckersley.....17	Drago.....13	Torrez.....252.1	Eckersley.....150
1978	Eckersley.....16	B. Stanley.....10	Eckersley.....268.1	Eckersley.....162
1977	Jenkins.....11	Campbell.....*31	Jenkins.....193.0	Tiant.....124
1976	Tiant.....19	Willoughby.....10	Tiant.....279.0	Jenkins.....142
1975	Tiant.....18	Drago.....15	B. Lee, Tiant.....260.0	Tiant.....142
1974	Tiant.....25	Segui.....10	Tiant.....311.1	Tiant.....176
1973	Tiant.....23	Bolin.....15	B. Lee.....284.2	Tiant.....206
1972	Pattin.....13	Bolin, B. Lee.....5	Pattin.....253.0	Pattin.....168
1971	Culp, Siebert.....12	Lyle.....16	Culp.....242.1	Culp.....151
1970	Culp.....15	Lyle.....20	Culp.....251.1	Culp.....197
1969	Culp.....9	Lyle.....17	Culp.....227.0	Culp.....172
1968	Culp.....11	Stange.....12	Culp.....216.1	Culp.....190
1967	Lonborg.....15	Wyatt.....20	Lonborg.....273.1	Lonborg.....*246
1966	Stange.....15	McMahon.....9	Lonborg.....181.2	Lonborg.....131
1965	Monbouquette.....10	Radatz.....22	E. Wilson.....230.2	E. Wilson.....164
1964	Monbouquette.....7	Radatz.....*29	Monbouquette...234.0	Radatz.....181
1963	Monbouquette.....13	Radatz.....25	Monbouquette...266.2	Monbouquette...174
1962	Monbouquette.....11	Radatz.....*24	Conley.....241.2	Monbouquette...153
1961	Monbouquette.....12	Fornieles.....15	Monbouquette...236.1	Monbouquette...161
1960	Monbouquette.....12	Fornieles.....**14	Monbouquette...215.0	Monbouquette...134
1959	Brewer.....11	Fornieles.....11	Brewer.....215.1	Brewer.....121
1958	Brewer, F. Sullivan 10	Kiely.....12	Brewer.....227.1	Brewer.....124
1957	Brewer.....15	Delock.....11	F. Sullivan.....240.2	Brewer.....128
1956	Brewer.....15	Delock.....9	Brewer.....244.1	Brewer.....127
1955	F. Sullivan.....16	Kinder.....18	F. Sullivan.....*260.0	F. Sullivan.....129
1954	F. Sullivan.....11	Kinder.....15	F. Sullivan.....206.1	F. Sullivan.....124
1953	Parnell.....12	Kinder.....*27	Parnell.....241.0	Parnell.....136
1952	Parnell.....15	Benton.....6	Parnell.....214.0	McDermott.....117
1951	Parnell.....11	Kinder.....*14	Parnell.....221.0	McDermott.....127
1950	Parnell.....21	Kinder.....9	Parnell.....249.0	McDermott.....96
1949	Parnell.....*27	2 players.....4	Parnell.....*295.1	Kinder.....138
1948	Dobson, Parnell...16	E. Johnson.....5	Dobson.....245.1	Dobson.....116
1947	Dobson.....15	E. Johnson.....8	Dobson.....228.2	Hughson.....119
1946	Ferriss.....26	Klinger.....*9	Hughson.....278.0	Hughson.....172
1945	Ferriss.....26	Barrett.....3	Ferriss.....264.2	Ferriss.....94
1944	Hughson.....19	Barrett.....8	Hughson.....203.1	Hughson.....112
1943	Hughson.....*20	M. Brown.....9	Hughson.....266.0	Hughson.....114
1942	Hughson.....*22	M. Brown.....6	Hughson.....*281.0	Hughson.....**113

* led league

** tied for league lead

saves first became an official statistic in 1969

ANNUAL PITCHING LEADERS, CONTINUED

YEAR	COMPLETE GAMES	SAVES	INNINGS	STRIKEOUTS
1941	Newsome.....17	Ryba.....6	Newsome.....213.2	M. Harris.....111
1940	Grove, Ja. Wilson...9	Ja. Wilson.....5	Bagby Jr.....182.2	Ja. Wilson.....102
1939	Grove.....17	Heving.....7	Grove.....191.0	Grove.....81
1938	Grove.....12	McKain.....6	Bagby Jr.....198.2	Grove.....99
1937	Grove.....21	Ja. Wilson.....7	Grove.....262.0	Grove.....153
1936	W. Ferrell.....*28	Ja. Wilson.....3	W. Ferrell.....*301.0	Grove.....130
1935	W. Ferrell.....*31	Walberg.....3	W. Ferrell.....*322.1	Grove.....121
1934	W. Ferrell.....17	Ostermueller.....3	Rhodes.....219.0	Welch.....91
1933	Rhodes.....14	Kline.....4	Rhodes.....232.0	B. Weiland.....97
1932	Andrews.....8	W. Moore.....4	B. Weiland.....195.2	B. Weiland.....63
1931	MacFayden.....17	W. Moore.....*10	Ja. Russell.....232.0	MacFayden.....74
1930	Gaston.....20	Gaston, MacFayden..2	Gaston.....273.0	Gaston.....99
1929	Gaston.....20	Gaston.....2	Ruffing.....244.1	Ruffing.....109
1928	Ruffing.....*25	E. Morris.....5	Ruffing.....289.1	Ruffing.....118
1927	Wiltse.....13	MacFayden, Ruffing..2	Wiltse.....219.0	S. Harriss, Ruffing....77
1926	Wiltse, Wingfield...9	Wingfield.....3	Wiltse.....196.1	Wiltse.....59
1925	Ehmke.....*22	Wingfield.....2	Ehmke.....260.2	Ehmke.....95
1924	Ehmke.....26	Quinn.....7	Ehmke.....*315.0	Ehmke.....119
1923	Ehmke.....28	Quinn.....7	Ehmke.....316.2	Ehmke.....121
1922	Quinn.....16	Ferguson, A. Russell..2	Quinn.....256.0	Ri. Collins.....69
1921	S. Jones.....25	A. Russell.....3	S. Jones.....298.2	S. Jones.....98
1920	S. Jones.....21	Pennock.....2	S. Jones.....274.0	Bush.....88
1919	S. Jones.....21	A. Russell.....4	S. Jones.....245.0	Pennock.....70
1918	Mays.....*30	Bush.....2	Mays.....293.1	Bush.....125
1917	Ruth.....*35	Ruth.....2	Ruth.....326.1	Leonard.....144
1916	Ruth.....23	Leonard.....6	Ruth.....323.2	Ruth.....170
1915	Foster.....21	Mays.....*7	Foster.....255.1	Leonard.....116
1914	Foster, Leonard....17	Leonard.....3	Ra. Collins.....272.1	Leonard.....176
1913	Ra. Collins.....19	Bedient.....5	Leonard.....259.1	Leonard.....144
1912	J. Wood.....*35	Bedient, Hall.....2	J. Wood.....344.0	J. Wood.....258
1911	J. Wood.....25	Hall.....**4	J. Wood.....275.2	J. Wood.....231
1910	Cicotte.....20	Hall.....2	Cicotte.....250.0	J. Wood.....145
1909	Arellanes.....17	Arellanes.....*8	Arellanes.....230.2	J. Wood.....88
1908	C. Young.....30	3 players.....2	C. Young.....299.0	C. Young.....150
1907	C. Young.....33	Pruett.....3	C. Young.....343.1	C. Young.....147
1906	C. Young.....28	3 players.....2	C. Young.....287.2	C. Young.....140
1905	C. Young.....31	Dinneen.....1	C. Young.....320.2	C. Young.....210
1904	C. Young.....40	C. Young.....1	C. Young.....380.0	C. Young.....200
1903	C. Young.....**34	Dinneen, Young....**2	C. Young.....*341.2	C. Young.....176
1902	C. Young.....*41	Altrock.....1	C. Young.....*384.2	C. Young.....160
1901	C. Young.....38	T. Lewis.....1	C. Young.....371.1	C. Young.....*158

* led league ** tied for league lead

saves first became an official statistic in 1969

STRIKEOUT RECORDS

SINGLE-GAME STRIKEOUT HIGHS

RANK/PITCHER	SO	DATE/OPP	RANK/PITCHER	SO	DATE/OPP
1. Clemens	20	9/18/1996 at DET	P. Martinez	15	5/12/2000 at BAL
			Clemens	20	4/29/1986 vs. SEA
3. P. Martinez	17	5/6/2000 vs. TB	P. Martinez	15	9/4/1999 at SEA
			P. Martinez	15	8/24/1999 at MIN
			P. Martinez	15	5/12/1999 vs. SEA
Monbouquette	17	5/12/1961 at WAS	P. Martinez	15	5/7/1999 vs. ANA
6. P. Martinez	16	4/8/2001 vs. TB	Clemens	15	7/9/1988 at CWS (G2, 10)
			Clemens	15	8/21/1984 vs. KC
P. Martinez	16	6/4/1999 vs. ATL	McDermott (L)	15	7/28/1951 vs. CLE (16)
Clemens	16	7/15/1988 vs. KC (G1)	J. Wood	15	7/7/1911 at STL
Clemens	16	5/9/1988 at KC	J. Harris	15	9/1/1906 vs. PHA
10. P. Martinez	15	7/23/2000 vs. CWS			

SINGLE-GAME STRIKEOUT HIGHS BY OPPONENT

RANK/PITCHER	SO	DATE/OPP	RANK/PITCHER	SO	DATE/OPP
1. N. Ryan	19	8/12/1974 at CAL	11. Mussina	15	9/24/2000 vs. BAL
			R. Johnson (L)	15	4/10/1998 vs. SEA
N. Ryan	19	6/14/1974 at CAL (15)	N. Ryan	15	5/6/1977 vs. CAL
J. Coombs	19	9/1/1906 vs. PHA	N. Ryan	15	6/19/1976 at CAL
4. R. Waddell (L)	17	9/5/1905 vs. PHA	N. Ryan	15	4/30/1974 vs. CAL
5. Clemens	16	7/12/1997 vs. TOR	M. Lolic (L)	15	10/2/1972 at DET
			D. Chance	15	6/2/1964 at LAA
N. Ryan	16	7/9/1972 at CAL	C. Pascual	15	4/18/1960 at WAS
H. Score (L)	16	5/1/1955 at CLE (G2)	E. Walsh	15	8/11/1910 at CWS
J. Harshman (L)	16	7/25/1954 vs. CWS (G1)	R. Waddell (L)	15	5/29/1907 at PHA (G2)
B. Feller	16	8/25/1937 at CLE (G1)			
R. Waddell (L)	16	7/9/1902 vs. PHA (17)			

(L) left-hander

NO-HITTERS/ 1-HITTERS

NO-HITTERS BY RED SOX

PITCHER	DATE	OPPONENT	IP	BB	K	SCORE
J. Lester (L)	5/19/2008	vs. Kansas City	9.0	2	9	7-0
C. Buchholz	9/1/2007	vs. Baltimore	9.0	3	9	10-0
D. Hansack	10/1/2006+	vs. Baltimore	5.0 (rain)	1	6	9-0
D. Lowe	4/27/2002	vs. Tampa Bay	9.0	1	6	10-0
H. Nomo	4/4/2001	at Baltimore	9.0	3	11	3-0
M. Young (L)-a	4/12/1992 (G1)+	at Cleveland	8.0	7	6	1-2
D. Morehead	9/16/1965	vs. Cleveland	9.0	1	8	2-0
B. Monbouquette	8/1/1962	at Chicago	9.0	1	7	1-0
E. Wilson	6/26/1962	vs. Los Angeles	9.0	4	5	2-0
M. Parnell (L)	7/14/1956	vs. Chicago	9.0	2	4	4-0
H. Ehmke	9/7/1923	at Philadelphia	9.0	1	1	4-0
D. Leonard (L)	6/3/1918	at Detroit	9.0	1	4	5-0
E. Shore-b	6/23/1917 (G1)	vs. Washington	9.0	0	2	*4-0
D. Leonard (L)	8/30/1916	vs. St. Louis	9.0	2	3	4-0
G. Foster	6/21/1916	vs. New York	9.0	3	3	2-0
J. Wood	7/29/1911 (G1)	vs. St. Louis	9.0	2	12	5-0
C. Young	6/30/1908	at New York	9.0	1	2	8-0
B. Dinneen	9/27/1905 (G1)	vs. Chicago	9.0	2	6	2-0
J. Tannehill (L)	8/17/1904	at Chicago	9.0	1	4	6-0
C. Young	5/5/1904	vs. Philadelphia	9.0	0	8	*3-0

* perfect game (L) left-hander + not considered official no-hitter

a - Young pitched a complete-game, 8.0-inning, 2-1 loss.

b - Babe Ruth started the game but was ejected by home plate umpire Brick Owen after walking leadoff batter Eddie Foster. Shore relieved Ruth, Foster was thrown out stealing, and Shore retired the next 26 batters.

NO-HITTERS/ I -HITTERS, CONTINUED

NO-HITTERS AGAINST RED SOX

PITCHER	DATE	OPP.	IP	BB	K	SCORE	SOX W/L
C. Bosio	4/22/1993	at SEA	9.0	2	4	0-7	J. Hesketh
D. Righetti (L)	7/4/1983	at NYY	9.0	4	9	0-4	J. Tudor
T. Phoeбус	4/27/1968	at BAL	9.0	3	9	0-6	G. Waslewski
D. Chance	8/6/1967+	at MIN	5.0 (rain)	0	4	0-2	J. Lonborg
J. Bunning	7/20/1958 (G1)	vs. DET	9.0	2	12	0-3	F. Sullivan
A. Reynolds	9/28/1951 (G1)	at NYY	9.0	4	9	0-8	M. Parnell
B. Newsom*	9/18/1934+	at STL	9.0	7	9	2-1 (10)	R. Walberg (W)
B. Burke (L)	8/8/1931	at WAS	9.0	5	8	0-5	W. Moore
T. Lyons	8/21/1926	vs. CWS	9.0	1	2	0-6	S. Harris
W. Johnson	7/1/1920	vs. WAS	9.0	0	10	0-1	H. Harper
G. Mogridge (L)	4/24/1917	vs. NYY	9.0	3	3	1-2	D. Leonard
E. Walsh	8/27/1911	at CWS	9.0	1	8	0-5	R. Collins
D. Rhoads	9/18/1908	at CLE	9.0	2	2	1-2	F. Arellanes

(L) left-hander * pitched 9 hitless innings, allowed hit in 10th. + not considered official no-hitter

NOTE: There has never been a perfect game thrown against the Red Sox.

ONE-HITTERS BY RED SOX SINCE 1950

PITCHER	DATE	OPP.	HITTER	HIT	INN	OUT	SCORE
Beckett	6/15/2011	at TB	R. Brignac	1B	3	2	3-0
Lester (L), Delcarmen, Bard, Papelbon	5/25/2010	at TB	W. Aybar	1B	4	1	2-0
Matsuzaka, Bard	5/22/2010	at PHI	J. Castro	1B	8	2	5-0
Schilling	6/7/2007	at OAK	S. Stewart	1B	9	2	1-0
Lester (L), Papelbon	7/18/2006	KC	M. Teahen	1B	2	1	1-0
Wells (L), Timlin, Foulke	6/14/2005	CIN	R. Freel	1B	6	2	7-0
H. Nomo	5/25/2001	TOR	S. Stewart	2B	4	0	4-0
P. Martinez	8/29/2000	at TB	J. Flaherty	1B	9	0	8-0
P. Martinez	9/10/1999	at NYY	C. Davis	HR	2	2	3-1
Sele, Gordon	9/3/1997	at MON	M. Lansing	HR	3	2	0-1
Darwin	8/18/1993	CWS	D. Pasqua	3B	8	1	5-0
Viola (L)	9/30/1992	at TOR	D. White	1B	9	0	1-0
Harris, Reardon	6/7/1990	NYY	J. Barfield	1B	5	2	3-0
Clemens	9/10/1988	CLE	D. Clark	1B	8	1	6-0
Nipper, Crawford	7/11/1985	at SEA	I. Calderon	1B	6	1	7-1
Tudor (L)	5/27/1983	at TOR	D. Collins	1B	4	1	2-0
Eckersley	9/26/1980	at TOR	J. Mayberry	HR	5	0	3-1
Renko, Campbell	7/13/1979	at OAK	R. Henderson	1B	9	1	2-0
Wise	6/29/1976	BAL	P. Blair	1B	6	0	2-0
Wise	6/14/1976	at MIN	J. Terrell	1B	3	1	5-0
Moret (L)	8/21/1974	CWS	D. Allen	1B	7	1	4-0
Pattin	7/11/1972	at OAK	R. Jackson	1B	9	1	4-0
Siebert	7/31/1970	at CAL	J. Johnstone	1B	3	0	2-0
Culp	9/21/1968	at NYY	R. White	1B	7	2	2-0
Lonborg*	10/5/1967	STL	J. Javier	2B	8	2	5-0
Rohr (L)	4/14/1967	at NYY	E. Howard	1B	9	2	3-0
Monbouquette	9/6/1964	at MIN	Z. Versalles	HR	6	2	1-2
Morehead	5/12/1963 (G2)	WAS	C. Hinton	HR	1	2	4-1
Monbouquette	5/7/1960	DET	N. Chrisley	2B	1	1	5-0
Susce	7/20/1955	at KCA	V. Power	1B	1	0	6-0
Kemmerer	7/18/1954 (G1)	BAL	S. Mele	1B	7	0	4-0
McDermott (L), Kinder	7/19/1953 (G1)	at CLE	A. Smith	1B	4	0	2-0
McDermott (L)	5/29/1952	WAS	M. Hoderlein	1B	4	1	1-0

*Game 2 of World Series; retired the 1st 19 Cardinals. (L) left-hander

RECENT ONE-HITTERS BY OPPONENTS

PITCHER	DATE	OPP.	HITTER	HIT	INN	OUT	SCORE
Tillman, Patton (L)	9/28/2012	at BAL	Podsednik	1B	1	0	1-9
Nolasco	6/18/2009	FLA (6 inn.)	Youkilis	HR	1	2	1-2
Garza, Balfour	4/30/2009	at TB	Ellsbury	1B	7	0	0-13
Duchscherer, Street	5/24/2008	at OAK	Ortiz	1B	7	1	0-3
F. Hernandez	4/11/2007	SEA	Drew	1B	8	0	0-3
J. Schmidt	6/20/2004	at SF	Youkilis	2B	6	0	0-4
Mussina	9/2/2001	NYY	Everett	1B	9	2	0-1
Rusch (L), Benitez	7/14/2001	at NYM	T. Nixon	1B	1	1	0-2
P. Abbot, Paniagua	9/3/2000	SEA	Brogna	1B	8	1	0-5

(L) left-hander

NOTABLE BEGINNINGS/LONG OUTINGS

RED SOX WHO PITCHED SHUTOUTS IN THEIR MAJOR LEAGUE DEBUT

PITCHER	DATE	OPPONENT	SCORE	HITS
Billy Rohr (L)	4/14/1967	at NYY	3-0	1
Dave Morehead	4/13/1963	at WAS	3-0	5
Dave Ferriss	4/29/1945 (G1)	at PHA	2-0	5
George Hockette (L)	9/17/1934	at STL	3-0	2
Buck O'Brien	9/9/1911	at PHA	2-0	6
Larry Pape	7/6/1909 (G2)	vs. WAS	2-0	4
Rube Kroh (L)	9/30/1906 (G2)	at STL	2-0	2

(L) left-hander

RED SOX WHO PITCHED SHUTOUTS IN THEIR FIRST MAJOR LEAGUE START (HAD PREVIOUSLY PITCHED IN RELIEF)

PITCHER	DATE	OPPONENT	SCORE	HITS
Jim Wright	5/6/1978 (G2)	vs. CWS	3-0	7
Russ Kemmerer	7/18/1954 (G1)	vs. BAL	4-0	1
Ben Flowers	8/5/1953	vs. STL	5-0	8

RED SOX ROOKIES WITH 10 OR MORE WINS

Rank/Player	W-L	Year	Rank/Player	W-L	Year	Rank/Player	W-L	Year
1. Ferriss.....	21-10	1945	F. Sullivan	15-12	1954	Stobbs (L)	11-6	1949
2. Bedient.....	20-9	1912	Bagby Jr.	15-11	1938	Cicotte.....	11-12	1908
B. O'Brien	20-13	1912	12. Leonard (L)	14-16	1913	21. Paxton	10-5	1977
4. D. Newsome ...	19-10	1941	13. Casale.....	13-8	1959	Morehead.....	10-13	1963
E. Morris.....	19-15	1928	N. Gibson.....	13-9	1903	Brewer.....	10-9	1954
6. Ruth (L).....	18-8	1915	15. Nagy.....	12-2	1969	Ostermueller (L)	10-13	1934
7. Winter	16-12	1901	Wingfield.....	12-19	1925	Shore	10-5	1914
8. Matsuzaka.....	15-12	2007	17. Nipper	11-6	1984			
Schwall.....	15-7	1961	Curtis (L).....	11-8	1972			

(L) left-hander

EXTRA-INNING COMPLETE-GAME SHUTOUTS SINCE 1918

PITCHER	DATE	OPPONENT	IP	SCORE
Bruce Hurst (L)	8/7/1988	at DET	10.0	3-0
Mike Torrez	7/18/1980	vs. MIN	10.0	1-0
Bob Stanley	6/11/1979	at KC	10.0	4-0
Bill Monbouquette	4/11/1962	vs. CLE	12.0	4-0
Willard Nixon	8/7/1956	vs. NYY	11.0	1-0
Denny Galehouse	8/17/1947	at NYY	11.0	3-0
Joe Dobson	9/24/1943	vs. CLE	10.0	1-0
Lloyd Brown (L)	7/12/1933	vs. DET	11.0	1-0
Ed Durham	9/12/1931	vs. DET	13.0	1-0
Milt Gaston	9/8/1929 (G2)	vs. STL	10.0	0-0 (tie)
Bullet Joe Bush	7/22/1918 (G1)	vs. DET	10.0	1-0
Bullet Joe Bush	7/9/1918	vs. CLE	12.0	1-0
Sad Sam Jones	7/8/1918 (G1)	vs. CLE	10.0	1-0
Sad Sam Jones	6/6/1918	at CLE	10.0	1-0

(L) left-hander

DOUBLE-DIGIT WINS

10 OR MORE HOME WINS IN A SEASON

Rank/Player	W-L	Year	Rank/Player	W-L	Year	Rank/Player	W-L	Year
1. C. Young	*19-5	1901	Clemens.....	11-2	1990	61. Beckett	10-1	2009
2. J. Wood.....	18-2	1912	Clemens.....	11-6	1987	Wakefield	10-4	2007
3. C. Young	*17-6	1902	Clemens.....	11-3	1986	Wakefield	10-4	2005
4. Parnell (L)	16-3	1949	Boyd.....	11-8	1985	P. Martinez	10-2	2002
5. Kinder.....	15-1	1949	Torrez.....	11-6	1979	Pattin.....	10-6	1973
W. Ferrell.....	15-8	1935	Eckersley.....	11-1	1978	Pattin.....	10-4	1972
Mays.....	15-5	1918	Tiant.....	11-6	1976	Siebert.....	10-5	1972
8. C. Young	*14-4	1903	Tiant.....	11-6	1975	Tiant.....	10-1	1972
9. P. Martinez	13-2	1999	Tiant.....	11-7	1973	Siebert.....	10-3	1971
Hurst (L).....	13-2	1988	Culp.....	11-6	1970	Schwall.....	10-2	1961
B. Stanley.....	13-2	1978	Casale.....	11-3	1959	Brewer.....	10-6	1958
Tiant.....	13-5	1974	Brewer.....	11-5	1956	Delock.....	10-1	1958
Monbouquette.....	13-5	1963	Dobson.....	11-5	1947	F. Sullivan.....	10-2	1958
Ferriss.....	13-0	1946	Dobson.....	11-1	1946	F. Sullivan.....	10-5	1955
Hughson.....	13-0	1944	Ferriss.....	11-6	1945	Parnell (L).....	10-3	1953
Newsome.....	13-5	1941	Hughson.....	11-3	1942	Parnell (L).....	10-4	1951
W. Ferrell.....	13-4	1936	Grove (L).....	11-4	1935	Dobson.....	10-5	1949
Ruth (L).....	13-5	1916	Ehmke.....	11-8	1924	Kramer.....	10-1	1948
C. Young	*13-7	1904	Ehmke.....	11-8	1923	M. Harris (L).....	10-4	1946
Dinneen.....	*13-9	1902	Pennock (L).....	11-4	1919	Grove (L).....	10-4	1936
21. Schilling.....	12-1	2004	Bush.....	11-6	1918	Mays.....	10-6	1917
Hurst (L).....	12-4	1987	Ruth (L).....	11-7	1917	Shore.....	10-4	1916
Eckersley.....	12-5	1979	Leonard (L).....	11-4	1916	Foster.....	10-4	1915
Pennock (L).....	12-4	1920	Bedient.....	11-6	1912	Ruth (L).....	10-2	1915
J. Wood.....	12-1	1915	Cicotte.....	*11-5	1910	Shore.....	10-6	1915
Winter.....	*12-5	1905	C. Young	*11-7	1907	Ra. Collins (L).....	10-4	1913
27. Lackey.....	11-5	2010	Tannehill (L).....	*11-3	1905	J. Wood.....	*10-6	1911
Lester (L).....	11-1	2008	Tannehill (L).....	*11-9	1904	Dinneen.....	*10-8	1904
Lowe.....	11-2	2003	Dinneen.....	*11-5	1903	N. Gibson.....	*10-5	1904
Boddicker.....	11-5	1990	Winter.....	*11-4	1901	T. Lewis.....	*10-7	1901

(L) left-hander * Huntington Avenue Grounds

10 OR MORE ROAD WINS IN A SEASON

Rank/Player	W-L	Year	Rank/Player	W-L	Year	Rank/Player	W-L	Year
1. J. Wood.....	16-3	1912	Ferriss.....	12-6	1946	Hanson.....	10-2	1995
2. S. Jones.....	15-3	1921	Mays.....	12-3	1917	Clemens.....	10-5	1992
C. Young.....	15-5	1902	20. Lester (L).....	11-4	2010	Clemens.....	10-5	1991
4. Ra. Collins (L).....	14-5	1914	Beckett.....	11-2	2007	Clemens.....	10-4	1990
C. Young.....	14-5	1903	McDermott (L).....	11-3	1953	B. Stanley.....	10-6	1979
C. Young.....	14-5	1901	Parnell (L).....	11-5	1953	Tiant.....	10-6	1976
7. Clemens.....	13-1	1986	Hughson.....	11-7	1946	B. Lee (L).....	10-5	1975
Lonborg.....	13-4	1967	Hughson.....	11-3	1942	Peters (L).....	10-7	1970
Ruth (L).....	13-6	1917	Mays.....	11-6	1916	Radatz.....	10-5	1963
J. Wood.....	13-11	1911	B. O'Brien.....	11-6	1912	Delock.....	10-4	1956
C. Young.....	13-4	1908	C. Young.....	11-11	1905	Ferriss.....	10-4	1945
Dinneen.....	13-6	1904	T. Hughes.....	11-4	1903	W. Ferrell.....	10-6	1935
C. Young.....	13-9	1904	Tannehill (L).....	11-6	1905	E. Morris.....	10-8	1928
14. Lowe.....	12-4	2002	31. Lester (L).....	10-4	2011	Ruth (L).....	10-7	1916
P. Martinez.....	12-1	2000	Buchholz.....	10-3	2010	Leonard (L).....	10-1	1914
Clemens.....	12-4	1988	P. Martinez.....	10-2	2002	C. Young.....	10-8	1907
Wise.....	12-5	1975	P. Martinez.....	10-2	1999	Tannehill (L).....	10-2	1904
			P. Martinez.....	10-4	1998	Dinneen.....	10-8	1903

(L) left-hander

10 OR MORE WINS AT BOTH HOME AND ROAD IN A SEASON

Pitcher	H	R	Year	Pitcher	H	R	Year	Pitcher	H	R	Year
P. Martinez.....	10-2	10-2	2002	Hughson.....	11-3	11-3	1942	Tannehill (L).....	11-3	11-6	1905
P. Martinez.....	13-2	10-2	1999	W. Ferrell.....	15-8	10-6	1935	Dinneen.....	10-8	13-6	1904
Clemens.....	11-2	10-4	1990	Mays.....	10-6	12-3	1917	Tannehill (L).....	11-9	10-2	1904
Clemens.....	11-3	13-1	1986	Ruth (L).....	11-7	13-6	1917	C. Young.....	13-7	13-9	1904
Tiant.....	11-6	10-6	1976	Ruth (L).....	13-5	10-7	1916	Dinneen.....	11-5	10-8	1903
Parnell (L).....	10-3	11-5	1953	J. Wood.....	18-2	16-3	1912	C. Young.....	14-4	14-5	1903
Ferriss.....	13-0	12-6	1946	J. Wood.....	10-6	13-11	1911	C. Young.....	17-6	15-5	1902
Ferriss.....	11-6	10-4	1945	C. Young.....	11-7	10-8	1907	C. Young.....	19-5	14-5	1901

CLUB FIELDING RECORDS

TEAM FIELDING, SEASON

MOST PUTOUTS	4,418 in 1978 (163 games)
FEWEST PUTOUTS (min. 150 games)	3,952 in 1938 (150 games)
MOST ASSISTS	2,174 in 1907 (155 games)
FEWEST ASSISTS (min. 150 games)	1,452 in 2009 (162 games)
MOST CHANCES ACCEPTED	6,671 in 1910 (158 games)
FEWEST CHANCES ACCEPTED (min. 150 games)	5,844 in 2009 (162 games)
MOST ERRORS	337 in 1901 (138 games)
FEWEST ERRORS	66 in 2006 (162 games)
MOST ERRORLESS GAMES	108 in 2006 (162 games)
MOST CONSECUTIVE GAMES, without an error	17 in 2006 (6/11, G2-6/30)
MOST DOUBLE PLAYS	204 in 1980 (160 games)
FEWEST DOUBLE PLAYS	71 in 1908 (155 games)
MOST CONSECUTIVE GAMES, one or more double plays	25++ (38 double plays), 1951
MOST TRIPLE PLAYS	3++ in 1979 (160 games) and in 1924 (156 games)
MOST PASSED BALLS	36 in 1997 (162 games)
FEWEST PASSED BALLS	3 in 1975 (160 G); 1933 (149 G)
HIGHEST FIELDING PERCENTAGE98910* in 2006 (162 games)
LOWEST FIELDING PERCENTAGE943 in 1901 (138 games)

+ML record (since 1900) ++tied for ML record *AL record **tied for AL record

SINGLE-SEASON FIELDING LEADERS

FIELDING PERCENTAGE

FIRST BASE

1. Youkilis *1.000, 2007
2. McInnis *.999, 1921
3. Ad. Gonzalez998, 2012
4. Ad. Gonzalez997, 2011
5. Todt *.997, 1928
6. Yastrzemski996, 1975
7. Youkilis996, 2008
8. McInnis *.996, 1920
9. Esasky996, 1989
10. Youkilis995, 2006

SECOND BASE

1. Loretta994, 2006
2. Doerr993, 1948
3. **Pedroia** *.992, 2012
4. **Pedroia**992, 2008
5. **Pedroia**991, 2009
6. Ch. Schilling *.991, 1961
7. **Pedroia**990, 2007
8. **Pedroia**990, 2011
9. Barrett990, 1988
10. Doerr *.990, 1943

THIRD BASE

1. Lowell987, 2006
2. Petrocelli *.976, 1971
3. Hatton976, 1955
4. Pesky974, 1950
5. Mueller972, 2005
6. Kell972, 1953
7. Boggs971, 1988
8. Petrocelli970, 1972
9. Pesky970, 1949
10. Myer969, 1928

SHORTSTOP

1. Youkilis *1.000, 2007
1. Al. Gonzalez *.985, 2006
2. V. Stephens981, 1950
3. Petrocelli *.981, 1969
4. Burleson981, 1978
5. Burleson980, 1979
6. Valentin979, 1994
7. Petrocelli978, 1968
8. E. Scott *.976, 1919
9. E. Scott *.976, 1918
10. Pesky976, 1947

CATCHER

1. Cerone *1.000, 1988
- Daley *1.000, 1957
3. Varitek998, 2004
4. Varitek997, 2009
5. Varitek996, 2002
6. Varitek996, 2008
7. Berryhill995, 1994
8. T. Pena995, 1993
9. T. Pena995, 1990
10. T. Pena995, 1991

OUTFIELD

1. **Ellsbury** *1.000, 2011
- Bay *1.000, 2009
- Ellsbury** *1.000, 2008
- Yastrzemski *1.000, 1977
- Harrelson *1.000, 1968
6. Crisp *.998, 2007
7. Damon *.997, 2003
8. Damon997, 2002
9. T. Nixon996, 2005
10. Ruth *.996, 1919

PITCHER

1. Lowe *1.000, 2003
- Monbouquette *1.000, 1963
- Parnell *1.000, 1949
- Ja. Russell *1.000, 1929
5. Mays993, 1917
6. Tannehill991, 1904
7. Quinn990, 1922
8. Boyd988, 1985
9. Brewer *.988, 1956
10. Bush987, 1921

NOTE: Min. 60 total chances for pitchers; min. 0.5 G/Team G for catchers; min. 0.67 G/Team G for all other positions.

SINGLE-SEASON FIELDING LEADERS, CONTINUED

FIRST BASE

1. Todt *1,755, 1926
2. LaChance *1,691, 1904
3. McInnis 1,586, 1920
4. McInnis 1,549, 1921
5. LaChance *1,544, 1902
6. Unglaub 1,504, 1907
7. J. Stahl *1,488, 1910
8. Lupien *1,487, 1943
9. Todt 1,486, 1928
10. Burns 1,485, 1923

SHORTSTOP

1. E. Scott *380, 1921
2. He. Wagner *373, 1908
3. He. Wagner 332, 1912
4. E. Scott *330, 1920
5. Parent 327, 1904
6. E. Scott 324, 1914
7. Pesky 320, 1942
8. E. Scott 315, 1917
9. Parent 312, 1906
10. Cronin 306, 1939

CATCHER

1. Varitek *972, 1999
2. Varitek *937, 2007
3. Varitek 912, 2002
4. Varitek 903, 2008
5. Tillman 897, 1964
6. Varitek *880, 2004
7. Varitek 867, 2000
8. Gedman *866, 1986
9. Pena *864, 1991
- Pena *864, 1990

FIRST BASE

1. Buckner *184, 1985
2. Buckner *157, 1986
3. Quintana *137, 1990
4. Stuart *134, 1963
5. Todt *126, 1926
6. Ad. Gonzalez *125, 2011
7. Lupien 118, 1943
8. York *116, 1946
- Foxy 116, 1938
10. G. Scott 115, 1977

SHORTSTOP

1. He. Wagner 569, 1908
2. V. Stephens *540, 1948
3. Burleson 528, 1980
- E. Scott 528, 1921
5. Burleson 523, 1979
6. V. Stephens *508, 1949
7. Rhyne 502, 1931
8. Burleson 498, 1975
9. E. Scott 496, 1920
- Parent 496, 1902

CATCHER

1. Criger *156, 1903
2. Criger *147, 1905
3. Carrigan 134, 1910
4. Schang 131, 1919
5. Carrigan 127, 1913
6. Criger 120, 1908
7. Criger 117, 1902
8. Criger 112, 1904
9. Carrigan 110, 1909
10. 2 players 109

PUTOUTS

SECOND BASE

1. Wambsganss *463, 1924
2. Doerr *443, 1950
3. H. Ferris *424, 1907
4. Doerr *420, 1946
5. Doerr *415, 1943
6. Doerr *401, 1940
7. Ch. Schilling 397, 1961
8. Doerr 395, 1949
9. Doerr 376, 1947
- Doerr 376, 1942

OUTFIELD

1. DiMaggio *503, 1948
2. T. Oliver *477, 1930
3. Piersall *455, 1956
4. Cramer *443, 1936
5. DiMaggio *439, 1942
6. T. Oliver *433, 1931
7. Flagstead 429, 1925
8. Piersall 425, 1955
9. Speaker *423, 1914
10. DiMaggio 420, 1949

PITCHER

1. Boyd *42, 1985
2. J. Wood *41, 1912
3. Clemens *31, 1991
- Monbouquette *31, 1963
5. Wakefield 30, 2005
6. Buchholz *29, 2012
- Boddicker 29, 1990
8. Nipper 28, 1986
- Nipper 28, 1984
- Brewer *28, 1956

ASSISTS

SECOND BASE

1. Wambsganss 494, 1924
2. Doerr *490, 1943
3. Pratt 484, 1922
4. Doerr *483, 1946
5. Doerr 480, 1940
6. Barrett 479, 1985
7. Reed 472, 1992
8. Regan 467, 1928
9. Doerr *466, 1947
10. H. Ferris 461, 1902

THIRD BASE

1. Malzone 378, 1958
2. Malzone 370, 1957
3. Boggs 368, 1983
4. Malzone 357, 1959
5. Tabor 338, 1939
6. Boggs 335, 1985
7. Petrocelli 334, 1971
8. Pesky *333, 1949
9. Boggs 330, 1984
10. J. Collins 328, 1901

OUTFIELD

1. Speaker *35, 1912
- Speaker *35, 1909
3. Flagstead *33, 1923
4. Speaker *30, 1913
- Hooper *30, 1910
6. Speaker 29, 1914
- Du. Lewis *29, 1913
8. Du. Lewis *28, 1910
9. Hooper 27, 1911
- Du. Lewis 27, 1911

PITCHER

1. Mays *122, 1918
2. Mays *118, 1917
3. Mays 117, 1916
4. J. Wood 110, 1912
5. Tannehill 107, 1904
6. C. Young 105, 1901
7. J. Harris 103, 1906
8. C. Young 103, 1904
9. Ehmke 101, 1923
- Ruth 101, 1917

* led league

SINGLE-SEASON FIELDING LEADERS, CONTINUED

FIRST BASE

1. York *154, 1946
2. Foxx 153, 1938
3. T. Perez 150, 1980
- G. Scott 150, 1977
5. Lupien *149, 1943
6. Goodman 148, 1949
7. Dropo 147, 1950
8. Buckner 140, 1985
9. Gernert 139, 1953
10. G. Scott *130, 1966

DOUBLE PLAYS

SECOND BASE

1. Doerr 134, 1949
2. Doerr *132, 1943
3. Doerr 130, 1950
4. Doerr *129, 1946
5. Ch. Schilling 121, 1961
6. Doerr 119, 1948
7. Doerr *118, 1947
- Doerr *118, 1940
- Doerr *118, 1938
10. Remy *114, 1978

THIRD BASE

1. Pesky *48, 1949
2. Malzone *45, 1961
3. Boggs 40, 1983
- Malzone *40, 1959
5. Lowell 39, 2006
6. Petrocelli *38, 1972
7. Boggs *37, 1987
- Petrocelli 37, 1971
9. Foy *36, 1968
- Malzone *36, 1960
- Malzone 36, 1958

SHORTSTOP

1. Burleson *147, 1980
2. V. Stephens *128, 1949
3. V. Stephens 115, 1950
4. Garciaparra *113, 1997
- V. Stephens 113, 1948
6. Lake *112, 1945
7. Burleson 111, 1977
8. Cronin 110, 1938
9. Burleson 109, 1979
10. Bressoud 107, 1962

CATCHER

1. Ruel *17, 1922
2. Pena *15, 1991
- Walters 15, 1920
- Schang *15, 1919
5. Hatteberg *13, 1997
- Pena 13, 1990
- Gedman 13, 1985
- Fisk 13, 1978
- S. White *13, 1957
- S. White 13, 1956
- Tebbetts 13, 1949

OUTFIELD

1. Speaker *12, 1914
- Speaker *12, 1909
3. Leibold *9, 1921
- Speaker *9, 1912
- Du. Lewis 9, 1910
- C. Stahl *9, 1906
7. Evans *8, 1975
- Taitt *8, 1928
- Flagstead *8, 1923
- S. Collins 8, 1921
- Hooper *8, 1918
- Speaker *8, 1915

PITCHER

1. Ferriss *10, 1945
2. B. Stanley *8, 1980
- Ehmke 8, 1923
4. Brewer 7, 1958
- Hughson 7, 1942
- B. Weiland 7, 1932
- Bush *7, 1920
8. 18 players 6

* led league



Dom DiMaggio's 503 putouts in 1948 set a single-season club mark for an outfielder.

CAREER FIELDING LEADERS

GAMES PLAYED

FIRST BASE

1. G. Scott..... 988
2. Vaughn..... 928
3. Todt..... 852
4. Foxx..... 807
5. Yastrzemski..... 765
6. Youkilis..... 594
7. Gernert..... 543
8. McInnis..... 512
9. Buckner..... 502
10. 2 players..... 448

SECOND BASE

1. Doerr..... 1,852
2. H. Ferris..... 983
3. Barrett..... 906
4. **Pedroia**..... 848
5. Remy..... 685
6. Griffin..... 603
7. Regan..... 582
8. Goodman..... 576
9. Andrews..... 551
10. Ch. Schilling..... 502

THIRD BASE

1. Boggs..... 1,520
2. Malzone..... 1,335
3. Gardner..... 929
4. Tabor..... 789
5. J. Collins..... 735
6. Petrocelli..... 727
7. Hobson..... 568
8. Lowell..... 528
9. Pesky..... 457
10. Foy..... 404

SHORTSTOP

1. E. Scott..... 1,093
2. Burleson..... 1,004
3. Garciaparra..... 956
4. Parent..... 909
5. Cronin..... 897
6. He. Wagner..... 807
7. Petrocelli..... 774
8. Buddin..... 632
9. Valentin..... 556
10. Hoffman..... 552

OUTFIELD


1. T. Williams..... 2,151
2. Evans..... 2,079
3. Yastrzemski..... 2,076
4. Hooper..... 1,637
5. Rice..... 1,543
6. DiMaggio..... 1,373
7. Du. Lewis..... 1,165
8. Greenwell..... 1,164
9. Speaker..... 1,053
10. Jensen..... 1,026

CATCHER

1. Varitek..... 1,488
2. Fisk..... 990
3. S. White..... 967
4. Gedman..... 858
5. Carrigan..... 649
6. Criger..... 613
7. Pena..... 539
8. R. Ferrell..... 514
9. Tillman..... 496
10. Tebbetts..... 407

PITCHER

1. B. Stanley..... 637
2. Wakefield..... 590
3. Papelbon..... 396
4. Timlin..... 394
5. Lowe..... 384
6. Clemens..... 383
7. Kinder..... 365
8. C. Young..... 327
9. Delock..... 322
10. B. Lee..... 321



Bobby Doerr is the Red Sox all-time leader in games played, putouts, assists and double plays at 2nd base.

CAREER FIELDING LEADERS, CONTINUED

FIELDING PERCENTAGE

FIRST BASE

1. Youkilis997
2. McInnis996
3. Runnels995
4. Yastrzemski994
5. Todt992
6. Foxx991
7. Buckner990
8. Gernert989
9. G. Scott989
10. Vaughn988

SECOND BASE

1. Pedroia991
2. Barrett986
3. Ch. Schilling985
4. Reed984
5. Remy982
6. Griffin981
7. Doerr980
8. M. Andrews975
9. Goodman972
10. Regan962

THIRD BASE

1. Lowell972
2. Petrocelli970
3. Pesky963
4. Boggs959
5. Malzone956
6. Gardner940
7. Foy938
8. J. Collins932
9. Tabor931
10. Hobson926

SHORTSTOP

1. Valentin972
2. V. Stephens971
3. Burleson970
4. Petrocelli970
5. Garciaparra969
6. E. Scott966
7. Hoffman966
8. Bressoud966
9. Pesky965
10. Rivera962

OUTFIELD

1. Ellsbury996
2. Da. Lewis992
3. Damon991
4. Piersall989
5. Geiger988
6. J. Drew988
7. Lynn987
8. Evans987
9. T. Oliver986
10. Burks986

CATCHER

1. Pena994
2. Varitek994
3. Tillman988
4. R. Ferrell987
5. S. White985
6. Gedman984
7. Fisk983
8. Tebbetts981
9. Criger975
10. Carrigan971

PITCHER

1. Monbouquette985
2. Dobson980
3. F. Sullivan979
4. Ferriss979
5. W. Nixon977
6. Bush974
7. Hughson974
8. Lowe972
9. Pennock971
10. 2 players tied971

NOTE: Min. 200 total chances for pitchers; min. 400 games for all other positions.

PUTOUTS

FIRST BASE

1. Todt	8,676
2. G. Scott	8,560
3. Vaughn	7,842
4. Foxx	7,126
5. Yastrzemski	6,459
6. McInnis	5,437
7. LaChance	4,860
8. Gernert	4,823
9. J. Stahl	4,524
10. Youkilis	4,488

SECOND BASE

1. Doerr	4,928
2. H. Ferris	2,410
3. Barrett	1,820
4. Pedroia	1,491
5. Goodman	1,420
6. Griffin	1,378
7. Remy	1,370
8. Regan	1,344
9. M. Andrews	1,283
10. Ch. Schilling	1,119

THIRD BASE

1. Malzone	1,270
2. Boggs	1,165
3. Gardner	1,008
4. J. Collins	968
5. Tabor	853
6. Petrocelli	581
7. Pesky	520
8. Hobson	473
9. Lord	463
10. Werber	461

SHORTSTOP

1. E. Scott	2,310
2. He. Wagner	1,923
3. Parent	1,856
4. Burleson	1,826
5. Cronin	1,767
6. Garciaparra	1,467
7. Petrocelli	1,283
8. Buddin	1,151
9. Pesky	1,097
10. Bressoud	946

OUTFIELD

1. Evans	4,255
2. T. Williams	4,159
3. Yastrzemski	3,941
4. DiMaggio	3,859
5. Rice	3,103
6. Hooper	2,757
7. Speaker	2,562
8. R. Smith	2,332
9. Piersall	2,239
10. Lynn	2,213

CATCHER

1. Varitek	10,166
2. Fisk	5,111
3. Gedman	4,675
4. S. White	4,458
5. Pena	3,212
6. Tillman	3,075
7. Carrigan	2,961
8. Criger	2,876
9. R. Ferrell	2,200
10. Hatteberg	2,190

PITCHER

1. Clemens	214
2. Wakefield	213
3. Brewer	125
4. B. Stanley	122
5. J. Wood	121
6. Monbouquette	120
7. Boyd	110
8. Tiant	109
9. Eckersley	106
10. F. Sullivan	105

CAREER FIELDING LEADERS, CONTINUED

FIRST BASE

1. Foxx.....	614
2. Todt.....	610
3. G. Scott.....	590
4. Vaughn.....	544
5. Yastrzemski.....	512
6. Buckner.....	501
7. Youkilis.....	385
8. Gernert.....	384
9. McInnis.....	346
10. Quintana.....	259

ASSISTS

SECOND BASE

1. Doerr.....	5,710
2. H. Ferris.....	3,063
3. Barrett.....	2,627
4. Pedroia	2,314
5. Remy.....	1,988
6. Regan.....	1,924
7. Goodman.....	1,635
8. Reed.....	1,541
9. Griffin.....	1,518
10. M. Andrews.....	1,422

THIRD BASE

1. Boggs.....	2,956
2. Malzone.....	2,824
3. Gardner.....	1,821
4. Tabor.....	1,662
5. J. Collins.....	1,573
6. Petrocelli.....	1,453
7. Hobson.....	1,042
8. Pesky.....	978
9. Lowell.....	975
10. Werber.....	811

SHORTSTOP

1. E. Scott.....	3,394
2. Burleson.....	3,240
3. Parent.....	2,979
4. Garciaparra.....	2,721
5. Cronin.....	2,691
6. He. Wagner.....	2,590
7. Petrocelli.....	2,313
8. Buddin.....	1,877
9. Pesky.....	1,709
10. Valentin.....	1,659

OUTFIELD

1. Hooper.....	260
2. Speaker.....	207
3. Yastrzemski.....	195
4. Du. Lewis.....	180
5. Evans.....	151
6. DiMaggio.....	147
7. T. Williams.....	140
8. Rice.....	137
9. Flagstead.....	117
10. Jensen.....	92

CATCHER

1. Criger.....	877
2. Carrigan.....	854
3. Varitek.....	541
4. S. White.....	482
5. Fisk.....	480
6. Gedman.....	381
7. P. Thomas.....	328
8. Cady.....	324
9. R. Ferrell.....	292
10. Walters.....	267

PITCHER

1. C. Young.....	689
2. Winter.....	466
3. Mays.....	450
4. Dinneen.....	405
5. J. Wood.....	402
6. B. Stanley.....	357
7. Ja. Russell.....	347
Ruth.....	347
9. Brewer.....	343
10. Parnell.....	327

FIRST BASE

1. G. Scott.....	815
2. Vaughn.....	785
3. Foxx.....	707
4. Todt.....	677
5. Yastrzemski.....	610
6. Gernert.....	540
7. Youkilis.....	443
8. Goodman.....	406
9. Buckner.....	378
10. McInnis.....	339

DOUBLE PLAYS

SECOND BASE

1. Doerr.....	1,507
2. Barrett.....	578
3. Pedroia	520
4. Remy.....	466
5. Goodman.....	443
6. Regan.....	387
7. Griffin.....	362
8. Reed.....	359
9. H. Ferris.....	340
10. Ch. Schilling.....	322

THIRD BASE

1. Boggs.....	299
2. Malzone.....	286
3. Tabor.....	153
4. Petrocelli.....	150
5. Pesky.....	121
6. Gardner.....	108
Lowell.....	108
8. J. Collins.....	88
9. Hobson.....	85
10. Foy.....	77

SHORTSTOP

1. Burleson.....	698
2. Cronin.....	565
3. Garciaparra.....	534
4. E. Scott.....	440
5. Buddin.....	438
6. Petrocelli.....	433
7. V. Stephens.....	396
8. Valentin.....	388
9. Pesky.....	362
10. Hoffman.....	319

OUTFIELD

1. Speaker.....	64
2. Hooper.....	56
3. Evans.....	40
4. Du. Lewis.....	35
5. DiMaggio.....	32
6. T. Williams.....	30
Yastrzemski.....	30
8. Flagstead.....	28
9. C. Stahl.....	20
10. Rice.....	19

CATCHER

1. S. White.....	79
2. Varitek.....	72
3. Carrigan.....	66
4. Criger.....	62
5. Fisk.....	61
6. Gedman.....	51
7. Pena.....	46
8. Walters.....	36
9. R. Ferrell.....	34
10. Tebbetts.....	33

PITCHER

1. B. Stanley.....	38
2. F. Sullivan.....	30
3. W. Nixon.....	27
Parnell.....	27
5. Wakefield.....	26
6. Brewer.....	22
7. Winter.....	20
8. B. Lee.....	19
Ruth.....	19
10. 3 players.....	18

SINGLE-GAME FIELDING RECORDS

FIRST BASE

Putouts, 9-inn. game

21	Bill Sweeney	6/24/1931
	Stuffy McInnis	7/19/1918

Putouts, extra-inn. game

31	Bob Unglaub (20 inn.)	7/4/1905(G2)
----	-----------------------	--------------

Assists, 9-inn. game

6	Bill Buckner	6/14/1986
	Stuffy McInnis	8/22/1918

Assists, extra-inn. game

5	Bill Buckner (12 inn.)	7/10/1986
	Bill Buckner (10 inn.)	5/10/1985

Chances accepted, 9-inn. game

++22	Stuffy McInnis	7/19/1918
------	----------------	-----------

Chances accepted, extra-inn. game

32	Bob Unglaub (20 inn.)	7/14/1905(G2)
----	-----------------------	---------------

Double plays, 9-inn. game

5	Many players, last M. Vaughn	8/31/1997
---	------------------------------	-----------

Double plays, extra-inn. game

**6	Adrian Gonzalez (17 inn.)	5/6/2012
-----	---------------------------	----------

SECOND BASE

Putouts, 9-inn. game

10	Max Bishop	4/30/1934
	Hobe Ferris	5/13/1901

Putouts, extra-inn. game

11	Hobe Ferris (15 inn.)	6/21/1902
----	-----------------------	-----------

Assists, 9-inn. game

11	Hobe Ferris	9/23/1905(G1)
----	-------------	---------------

Assists, extra-inn. game

12	Hobe Ferris (20 inn.)	7/4/1905(G2)
----	-----------------------	--------------

Chances accepted, 9-inn. game

16	Bobby Doerr	5/30/1946(G2)
	Hobe Ferris	5/13/1901

Chances accepted, extra-inn. game

19	Dustin Pedroia (17 inn.)	5/6/2012
----	--------------------------	----------

Double plays, 9-inn. game

5	Bobby Doerr	8/8/1946(G2)
---	-------------	--------------

Double plays, extra-inn. game

5	Dustin Pedroia (17 inn.)	5/6/2012
---	--------------------------	----------

THIRD BASE

Putouts, 9-inn. game

6	Many players, last W. Boggs	5/2/1988
---	-----------------------------	----------

Putouts, extra-inn. game

6	Harry Lord (11 inn.)	7/20/1910
---	----------------------	-----------

Assists, 9-inn. game

10	Freddy Sanchez	6/14/2003
	Frank Malzone	9/24/1957
	Vern Stephens	5/23/1951

Assists, extra-inn. game

10	Eddie Foster (13 inn.)	5/5/1920
----	------------------------	----------

Chances accepted, 9-inn. game

12	Vern Stephens	5/23/1951
	Jimmy Collins	5/1/1902

Chances accepted, extra-inn. game

++14	Jimmy Collins (15 inn.)	6/21/1902
------	-------------------------	-----------

Double plays, 9-inn. game

++4	Wade Boggs	8/9/1985
-----	------------	----------

Double plays, extra-inn. game

3	Frank Malzone (15 inn.)	7/3/1958
	Johnny Tobin (13 inn.)	4/29/1945(G2)

SHORTSTOP

Putouts, 9-inn. game

10	Vern Stephens	6/25/1950(G1)
	Heinie Wagner	7/27/1907

Putouts, extra-inn. game

8	Rabbit Warster (15 inn.)	7/23/1932(G1)
	Buddy Myer (12 inn.)	6/10/1927
	Heinie Wagner (15 inn.)	7/3/1913

Assists, 9-inn. game

11	Rick Burleson	5/7/1977
	Eddie Bressoud	9/18/1962
	Topper Rigney	7/15/1926(G2)

Assists, extra-inn. game

13	Everett Scott (14 inn.)	9/13/1920
----	-------------------------	-----------

Chances accepted, 9-inn. game

15	Many players, last R. Burleson	7/7/1977
----	--------------------------------	----------

Chances accepted, extra-inn. game

18	Fred Parent (17 inn.)	7/9/1902
----	-----------------------	----------

Double plays, 9-inn. game

++5	Many players, last R. Burleson	7/22/1980
-----	--------------------------------	-----------

Double plays, extra-inn. game

5	Vern Stephens (11 inn.)	5/5/1948
---	-------------------------	----------

OUTFIELD

Putouts, 9-inn. game

++12	Jacoby Ellsbury, CF	5/20/2009
------	---------------------	-----------

Putouts, extra-inn. game

11	Gary Geiger, CF (13 inn.)	7/4/1963(G1)
	Lu Clinton (15 inn.)	7/13/1962

Assists, 9-inn. game

3	Many players, last R. Smith, RF	9/23/1972
---	---------------------------------	-----------

Assists, extra-inn. game

3	Ted Williams, LF (11 inn.)	5/5/1948
---	----------------------------	----------

Chances accepted, 9-inn. game

**12	Jacoby Ellsbury, CF	5/20/2009
------	---------------------	-----------

Chances accepted, extra-inn. game

11	Gary Geiger, CF (13 inn.)	7/4/1963(G1)
----	---------------------------	--------------

Double plays, 9-inn. game

++3	Ira Flagstead, CF	4/19/1926(G2)
-----	-------------------	---------------

Double plays, extra-inn. game

2	Many players, last J. Damon (13 inn.)	4/8/2004
---	---------------------------------------	----------

CATCHERS

Putouts, 9-inn. game

++20	Rich Gedman	4/29/1986
------	-------------	-----------

Putouts, extra-inn. game

20	Jason Varitek (13 inn.)	6/12/2009
	Jason Varitek (13 inn.)	9/15/1999

Assists, 9-inn. game

+8	Wally Schang	5/12/1920
----	--------------	-----------

Assists, extra-inn. game

6	Lou Criger (15 inn.)	6/21/1902
---	----------------------	-----------

Chances accepted, 9-inn. game

++20	Bill Haselman	9/18/1996
	Rich Gedman	4/29/1986

Chances accepted, extra-inn. game

20	Jason Varitek (13 inn.)	6/12/2009
	Jason Varitek (13 inn.)	9/15/1999

Double plays, 9-inn. game

3	George Bischoff	4/19/1926(G2)
---	-----------------	---------------

Double plays, extra-inn. game

2	Many players, last R. Gedman (14 inn.)	6/20/1982
---	--	-----------

SINGLE-GAME FIELDING RECORDS, CONTINUED

PITCHERS

Putouts, 9-inn. game

5	Al Nipper	9/18/1985
	Al Nipper	7/15/1984
	Bill Butland	8/30/42(G2)
	Elmer Steele	9/14/1908

Putouts, extra-inn. game

4	Rob Woodward (12 inn.)	10/4/1985
	Jim Lonborg (10 inn.)	9/7/1969
	Tom Brewer (10 inn.)	9/13/1956

Assists, 9-inn. game

10	Carl Mays	8/26/1916
	Jesse Tannehill	4/27/1905

Assists, extra-inn. game

11	Jack Quinn (14 inn.)	4/29/1922
----	----------------------------	-----------

Chances accepted, 9-inn. game

11	Lloyd Brown	9/13/1933
	Jack Russell	5/17/1928
	Babe Ruth	5/4/1918

Chances accepted, extra-inn. game

12	Carl Mays (17 inn.)	7/14/1916
----	---------------------------	-----------

Double plays, 9-inn. game

3	Walt Masterson	6/25/50(G2)
	Joe Heving	8/17/38(G2)

Double plays, extra-inn. game

2	Many players, last J. Suppan (11 inn.)	5/29/1997
---	--	-----------

+ML record (since 1900) ++tied for ML record *AL record **tied for AL record

ERRORLESS STREAKS

CONSECUTIVE GAMES

FIRST BASE

Season:	*135	K. Youkilis	4/2-9/30/2007
Career:	*238	K. Youkilis	7/5/2006-6/6/08

SECOND BASE

Season:	73	B. Doerr	6/23-9/19/1948(G2)
Career:	98	D. Pedroia	7/30/2009-5/19/10

SHORTSTOP

Season:	57	Al. Gonzalez	4/11-6/30/2006
Career:	57	Al. Gonzalez	4/11-6/30/2006

THIRD BASE

Season:	77	R. Petrocelli	6/8-8/29/1971
Career:	77	R. Petrocelli	6/8-8/29/1971

OUTFIELD

Season:	154	J. Ellsbury	4/1-9/28/2011
Career:	290	J. Ellsbury	7/29/2009-9/1/12

CATCHER

Season:	90	T. Pena	4/10-8/20/1993
Career:	144	P. Daley	6/13/1956-9/10/58

PITCHER (STARTER)

Season:	47	E. Morris	4/11-9/27/1928
Career:	96	B. Monbouquette	9/9/1962-7/4/65

PITCHER (RELIEVER)

Season:	76	M. Timlin (15 TC)	4/4-10/2/2004
Career:	257	R. Garces (61 TC)	4/30/1996-7/20/01

CONSECUTIVE CHANCES

FIRST BASE

Season:	*1,300	S. McInnis	5/31-10/2/1921
Career:	*2,002	K. Youkilis	7/4/2006-6/6/08

SECOND BASE

Season:	414	B. Doerr	6/22-9/19/1948(G2)
Career:	436	D. Pedroia	7/29/2009-5/20/10

SHORTSTOP

Season:	222	V. Stephens	6/4-7/28/1950
Career:	227	R. Petrocelli	8/20/1968-5/30/69

THIRD BASE

Season:	232	R. Petrocelli	6/8-8/31/1971
Career:	232	R. Petrocelli	6/8-8/31/1971

OUTFIELD

Season:	394	J. Ellsbury	4/1-9/28/2011
Career:	707	J. Ellsbury	7/28/2009-9/3/12

CATCHER

Season:	626	J. Varitek	6/1-10/3/2004
Career:	1,053	J. Varitek	7/24/2009-9/14/11

PITCHER (STARTER)

Season:	84	Ja. Russell	4/20-9/26/1929
Career:	160	B. Monbouquette	9/9/1962-7/4/65

*AL Record

MISCELLANEOUS FIELDING

PITCHERS WHO HAVE PLAYED OTHER POSITIONS

YEAR	PITCHER	POSITIONS	YEAR	PITCHER	POSITIONS
2009	Javier Lopez	P-14, RF-1	1916	Sam Jones	P-12, OF-1
1980	Tom Burgmeier	P-62, LF-1	1913	Charles Hall	P-35, 3B-1
1942	Mike Ryba	P-18, C-3	1910	Charles Hall	P-35, OF-3
1940	Jim Bagby, Jr.	P-36, OF-1		Chris Mahoney	P-2, OF-1
1929	Red Ruffing	P-35, OF-2	1906	Ralph Glaze	P-13, 3B-1
1928	D. MacFayden	P-33, OF-1	1904	Jesse Tannehill	P-32, OF-5
1925	Joe Lucey	P-7, SS-3	1902	Tom Hughes	P-9, OF-3
1921	Joe Bush	P-37, OF-4	1901	Fred Mitchell	P-17, INF-3
1920	Joe Bush	P-35, OF-2		George Cuppy	P-13, OF-4
1919	Babe Ruth	P-17, OF-111, 1B-4		Charles Beville	P-2, 1B-1
1918	Babe Ruth	P-20, OF-59, 1B-13			
	Walt Kinney	P-5, OF-1			

POSITION PLAYERS WHO HAVE PITCHED

PITCHER	DATE	OPP.	SEASON POSITIONS	PITCHING LINE
Harry Hooper	10/3/1913 (G2)	at WAS	OF-147	2.0 IP, 2 H, 0 R, 0 ER, 1 BB, 0 K
Duffy Lewis	10/3/1913 (G2)	at WAS	OF-142	1.0 IP, 3 H, 2 R, 2 ER, 0 BB, 1 K
Tris Speaker	10/7/1914	vs. WAS	OF-156, 1B-1	1.0 IP, 2 H, 1 R, 1 ER, 0 BB, 0 K
Henry Eibel	7/7/1920 (G1)	at PHA	OF-5, 1B-1	4.2 IP, 5 H, 2 R, 2 ER, 1 BB, 1 K
	7/2/1920	vs. WAS		2.0 IP, 1 H, 0 R, 0 ER, 1 BB, 1 K
	6/22/1920	at CLE		3.1 IP, 4 H, 2 R, 2 ER, 1 BB, 3 K
Doug Taitt	7/25/1928	at CLE	OF-139	1.0 IP, 2 H, 3 R, 3 ER, 2 BB, 1 K
Jack Rothrock	9/24/1928	at DET	OF-53, INF-49	1.0 IP, 0 H, 0 R, 0 ER, 0 BB, 0 K
Robert Reeves	9/7/1931	vs. WAS	2B-29	7.1 IP, 6 H, 3 R, 3 ER, 1 BB, 0 K
Doc Cramer	8/30/1938	vs. STL	OF-140	4.0 IP, 3 H, 2 R, 2 ER, 3 BB, 1 K
Jimmie Foxx	8/6/1939	vs. DET	1B-123	1.0 IP, 0 H, 0 R, 0 ER, 0 BB, 1 K
Ted Williams	8/24/1940 (G1)	vs. DET	OF-143	2.0 IP, 3 H, 1 R, 1 ER, 0 BB, 1 K
Eddie Lake	7/16/1944	at NYY	INF-45	2.0 IP, 2 H, 3 R, 1 ER, 1 BB, 0 K, 2 HB
	7/9/1944 (G1)	vs. CLE		3.0 IP, 5 H, 3 R, 3 ER, 2 BB, 3 K
	7/5/1944	vs. DET		6.0 IP, 6 H, 3 R, 3 ER, 2 BB, 1 K
	6/23/1944	vs. WAS		4.0 IP, 3 H, 1 R, 1 ER, 3 BB, 1 K, 1 HB
	6/2/1944	at DET		2.0 IP, 0 H, 0 R, 0 ER, 1 BB, 1 K
	5/17/1944 (G2)	vs. STL		2.1 IP, 4 H, 3 R, 1 ER, 2 BB, 1 K
George Schmees	9/20/1952	at WAS	OF-38, 1B-2	4.0 IP, 5 H, 0 R, 0 ER, 2 BB, 2 K
	9/17/1952	at STL		2.0 IP, 4 H, 2 R, 2 ER, 0 BB, 0 K
Danny Heep	5/25/1990	at MIN	OF-14, 1B-5	1.0 IP, 4 H, 1 R, 1 ER, 0 BB, 0 K
Steve Lyons	7/21/1991	vs. MIN	OF-47, INF-31	1.0 IP, 2 H, 0 R, 0 ER, 0 BB, 1 K
Andy Tomberlin	5/20/1994	at MIN	OF-11, DH-1	2.0 IP, 1 H, 0 R, 0 ER, 1 BB, 1 K
Mike Benjamin	6/21/1997	at DET	1B-4, 2B-5, 3B-19, SS-19	1.0 IP, 0 H, 0 R, 0 ER, 0 BB, 0 K
David McCarty	4/9/2004	vs. TOR	1B-67, OF-17	0.2 IP, 1 H, 1 R, 1 ER, 1 BB, 0 K
	6/12/2004	vs. LA		1.0 IP, 0 H, 0 R, 0 ER, 0 BB, 1 K
	10/3/2004	at BAL		2.0 IP, 1 H, 0 R, 0 ER, 0 BB, 3 K
Jonathan Van Every	4/30/2009	at TB	OF-6	0.2 IP, 1 H, 0 R, 0 ER, 1 BB, 0 K
Nick Green	8/27/2009	vs. CWS	SS-81, 3B-9, 2B-7, OF-3	2.0 IP, 0 H, 0 R, 0 ER, 3 BB, 0 K
Dusty Brown	9/30/2009	vs. TOR	C-6	1.0 IP, 2 H, 1 R, 1 ER, 0 BB, 1 K
Jonathan Van Every	5/8/2010	vs. NYY	OF-21	1.0 IP, 2 H, 2 R, 2 ER, 0 BB, 1 K
Bill Hall	5/28/2010	vs. KC	OF-65, 2B-51, SS-6, 3B-5	1.0 IP, 0 H, 0 R, 0 ER, 0 BB, 0 K
Darnell McDonald	8/26/2011	vs. OAK	OF-67, DH-8	1.0 IP, 1 H, 2 R, 2 ER, 2 BB, 0 K
Darnell McDonald	5/6/2012	vs. BAL	OF-31, DH-3	1.0 IP, 2 H, 3 R, 3 ER, 2 BB, 0 K (L)

POSITION PLAYERS WHO HAVE CAUGHT (SINCE 1972)

DATE	PLAYER	OPP.	DETAILS
7/17/1987	Mike Greenwell	vs. OAK	Was DH; Sox scored 3 R in last of 9th to tie 4-4; caught 10th (3 PO and 1 E); Sox lost 11-6
6/8/1989	Randy Kutcher	at NYY	PH; (hit 2-out, 2-R 2B in 9th to tie score 7-7); caught 9th, 10th, 11th (1 PO); Sox lost 8-7
9/8/1993	Steve Lyons	at CWS	PH; caught last of 8th, no chances

OPENING DAY STARTS

POS.	PLAYER	# OF LINEUPS	YEARS
RHP	Roger Clemens	8	1988-94, 96
LHP	Mel Parnell	4	1950, 52-54
C	Jason Varitek	10	2000-09
1B	George Scott	7	1967-68, 70-71, 77-79
	Mo Vaughn	7	1992-98
2B	Bobby Doerr	13	1937-41, 43-44, 46-51
SS	Everett Scott	8	1914-21
3B	Wade Boggs	10	1983-92
LF	Carl Yastrzemski	15	1961-72, 74, 78-79
CF	Dom DiMaggio	9	1941-42, 46-52
RF	Dwight Evans	14	1973, 75-76, 78-87, 89
DH	David Ortiz	9	2004-12

NOTE: Carl Yastrzemski started a club-record 22 Opening Days (15 LF, 4 1B, 2 DH, 1 RF). Jack Rothrock had the most Opening Day positions played with 5 from 1928-32 (SS, 3B, LF, CF, RF). Billy Goodman (1B, 2B, LF, RF), Dwight Evans (1B, RF, CF, DH) and Carl Yastrzemski (1B, LF, RF, DH) started at 4 positions.

TRIPLE PLAYS AND HIDDEN BALL PLAYS

RECENT RED SOX TRIPLE PLAYS

DATE	OPP.	INN	BATTER	BASES	DETAILS
8/16/2011	vs. TB (G2)	4	S. Rodriguez	12_	Grounder to 3B Lowrie, touches 3B, to 2B Pedroia, to 1B Gonzalez
7/8/1994	vs. SEA	6	M. Newfield	12_	Liner caught by SS Valentin, touches 2B, tags runner*
7/28/1979	at TEX	1	A. Oliver	1_3	Pop fly to 2B Brohamer, to 1B Watson, to 3B Hobson
7/23/1979	vs. CAL	8	W. Aikens	123	Liner caught by SS Burleson, touches 2B, to 1B Yastrzemski
5/10/1979	vs. CAL	7	J. Rudi	12_	Pop fly to 2B Remy, to SS Burleson, to 1B Scott
5/25/1972	vs. BAL	4	E. Hendricks	12_	Liner to 1B Josephson, touches 1B, to SS Aparicio who tags runner
7/15/1967	vs. BAL	1	P. Blair	12_	Liner to 3B Foy, to 2B Andrews, to 1B Scott
4/23/1966	vs. CLE	9	M. Alvis	1_3	Grounder to 2B Smith, to SS Petrocelli, to 1B Scott, to C Tillman
8/18/1965	at BAL	1	B. Robinson	12_	Grounder to 3B Malzone, to 2B Mantilla, to 1B Horton, to 3B Malzone
9/28/1963	vs. LAA	7	F. Torres	12_	Bunt to P Smith, to 3B Malzone, to SS Bressoud, to 2B Mantilla (1B)
6/23/1954	at BAL	1	S. Mele	123	Grounder to SS Bolling, to 2B Consolo, to 1B Agganis, to C White

* Unassisted triple play, the 2nd in club history, also 1B George Burns on 9/14/23 vs. Cleveland.

NOTE: The Red Sox have turned 30 triple plays in club history.

RECENT TRIPLE PLAYS BY OPPONENTS

DATE	OPP.	INN	BATTER	BASES	DETAILS
8/6/2001	vs. TEX	4	S. Hatteberg	12_	Liner to SS Rodriguez, to 2B Velarde, touches 2B, tags runner
6/6/1996	vs. CWS	1	T. Naehring	12_	Grounder to 3B Ventura, touches 3B, to 2B Durham, to 1B Thomas
7/17/1990*	vs. MIN	8	J. Reed	12_	Grounder to 3B Gaetti, touches 3B, to 2B Newman, to 1B Hrbek
7/17/1990*	vs. MIN	4	T. Brunansky	123	Grounder to 3B Gaetti, touches 3B, to 2B Newman, to 1B Hrbek
7/4/1988	at KC	4	J. Rice	12_	Pop fly to CF Wilson, to 2B White, to 1B Brett
4/28/1971	vs. MIL	3	B. Conigliaro	1_3	Grounder to SS Auerbach, to 2B Kubiak, to 1B Hegan, to C Rodriguez
9/4/1966 (G2)	at KCA	1	T. Conigliaro	123	Grounder to SS Campaneris, to 2B Green, to 1B Talton, to C Roof
9/4/1965 (G2)	at NYY	2	B. Tillman	12_	Grounder to 3B Boyer, to 2B Richardson, to 1B Pepitone, to 3B Boyer
4/24/1954	at WAS	3	K. Olson	12_	Bunt pop to P McDermott, to SS Hoderlein, to 1B Sievers
8/29/1953	at CWS	9	K. Olson	12_	Liner to 1B Fain, tags 1B, to SS Carrasquel (2B)

* Red Sox became the first team in major league history to hit into 2 triple plays in the same game.

NOTE: The Red Sox have hit into 33 triple plays in club history.

RECENT RED SOX HIDDEN BALL PLAYS

PLAYER, POS	DATE	OPP.	INN.	BASE	DETAILS/BASE RUNNER
Julio Lugo, SS	6/8/2007	at ARI	3	2B	Lugo/A. Callaspo
Steve Lyons, 2B	5/13/1991	vs. CWS	4	2B	Lyons/O. Guillen
Marty Barrett, 2B	9/5/1988	at BAL	4	2B	Flip to J. Reed/J. Traber
Marty Barrett, 2B	7/21/1985	vs. CAL	6	2B	Flip to G. Hoffman/D. DeCinces
Marty Barrett, 2B	7/7/1985	at CAL	2	2B	Barrett/B. Grich
Jackie Gutierrez, SS	8/17/1984	vs. MIN	7	2B	Gutierrez/T. Teufel

NOTE: There have been 18 documented hidden ball plays by Red Sox players. Marty Barrett (see above) and SS Johnny Pesky are the only known Sox to do so more than once. Pesky had 3 hidden ball plays vs. Bill Zuber (1942, WAS), Tommy Henrich (1942, NYY), and Buddy Lewis (1947, WAS). Thanks to Bill Deane of SABR for his research.

CLUB SEASON RECORDS

GENERAL

MOST PLAYERS	56 in 2012
MOST PLAYERS, making first appearance for Boston	41 in 1995
FEWEST PLAYERS	18+ in 1904
MOST PITCHERS	28 in 2006
MOST GAMES	163 in 1985; 1978; 1961
MOST GAMES, ahead during a season	16.5, 9/4-6/1946; 9/14-15/1912
MOST EXTRA-INNING GAMES	31+ in 1943 (15-14-2)
MOST ONE-RUN GAMES	59 in 1961 (32-27) and 1943 (29-30)
FEWEST ONE-RUN GAMES	28 in 1901 (14-14)
MOST GAMES WON, by one run	35 in 1953 (lost 16)
FEWEST GAMES WON, by one run	13 in 2002 (lost 23) and 1989 (lost 25)
MOST GAMES LOST, by one run	36 in 1930 (won 17)
FEWEST GAMES LOST, by one run	10 in 1986 (won 24)
MOST GAMES WON	105 in 1912
MOST CONSECUTIVE GAMES WON, start of season	6 in 1918
MOST CONSECUTIVE GAMES WON, season	15 in 1946
MOST CONSECUTIVE GAMES WON, home	24* in 1988
MOST CONSECUTIVE GAMES WON, road	15 in 1939
MOST CONSECUTIVE GAMES WON, following All-Star Break	12 in 1988
MOST CONSECUTIVE GAMES WON, end of season	8 in 1905
MOST GAMES LOST	111 in 1932
MOST CONSECUTIVE GAMES LOST, start of season	8 in 1945
MOST CONSECUTIVE GAMES LOST, season	20 in 1906
MOST CONSECUTIVE GAMES LOST, home	19 in 1906
MOST CONSECUTIVE GAMES LOST, road	18 in 1932
MOST CONSECUTIVE GAMES LOST, following All-Star Break	4 in 1998
MOST CONSECUTIVE GAMES LOST, end of season	9 in 1951
MOST CONSECUTIVE YEARS, postseason appearances	3, 2007-09; 2003-05
HIGHEST WINNING PERCENTAGE691 in 1912 (105-47)
LOWEST WINNING PERCENTAGE279 in 1932 (43-111)
MOST SHUTOUTS WON, season	26 in 1918
MOST SHUTOUTS LOST, season	28 in 1906
MOST 1-0 GAMES WON	8 in 1918 (lost 11)
MOST 1-0 GAMES LOST	7 in 1914 (won 21); 1909 (won 23)
TIMES FINISHED, first	15
TIMES FINISHED, second	23
TIMES FINISHED, last	12

+ML record (since 1900) ++tied for ML record *AL record **tied for AL record

LONGEST GAMES BY INNINGS

INN.	DATE	OPPONENT	SCORE	SOX PITCHER OF RECORD
24	9/1/1906	vs. PHA	1-4	Joe Harris
20	9/3-4/1981	vs. SEA	7-8	Bob Stanley
20	7/27/1969	at SEA	5-3	Jim Lonborg
20	8/29/1967 (G2)	at NYY	3-4	Darrell Brandon
20	7/4/1905	vs. PHA	2-4	Cy Young
19	7/9/2006	at CWS	5-6	Rudy Seanez
19	8/1/2000	at SEA	4-5	Jeff Fassero
19	4/11/1992	at CLE	7-5	Mike Gardiner
19	7/13/1951	at CWS	4-5	Harry Taylor
18	8/25/2001	at TEX	7-8	Derek Lowe
18	6/5/2001	vs. DET	4-3	Tim Wakefield
18	8/25/1968	at BAL	2-3	Jerry Stephenson
18	4/16/1967	at NYY	6-7	Lee Stange
18	9/5/1927 (G1)	vs. NYY	12-11	Hal Wiltse

RED SOX IN THE POSTSEASON

The Red Sox were 79-72-1 all-time in postseason play, having advanced to the postseason 20 times in 112 American League seasons, including 12 times in the last 27 years and 6 times in the last 10 years. Boston is 16-13 in 29 postseason series, having gone 5-4 in 9 trips to the AL Division Series (16-17 in Division Series play), 4-5 in 9 trips to the AL Championship Series (22-29 in Championship Series play) and 7-4 in 11 trips to the World Series (41-26-1 in World Series games), with 7-game losses in 1946, '67, '75 and '86.

The Boston Americans, who became the Red Sox in 1908, won the 1st World Series ever held (1903), 1 of only 4 best-of-9 Series to be played (again in 1919-21). By beating the Pittsburgh Pirates of the more established National League, they caused such an embarrassment that the NL refused to participate the following year when the Red Sox repeated as AL Champions.

Boston set a major league record with an 8-game winning streak to close out their run to the World Championship in 2004 (matched in 2005 by the Chicago White Sox who won their final 8 games en route to the Championship). The Red Sox also had a 7-game winning streak starting from Game 5 of the 2007 ALCS through their World Series win in 2007.

The Red Sox are 43-31-1 in postseason home games, including a 36-29-1 postseason mark at Fenway Park. They hosted home World Series games at the Huntington Avenue Grounds in 1903 and at Braves Field in 1915 and 1916.

RED SOX IN THE DIVISION SERIES

YEAR	OPPONENT	WINNER	RESULT	RED SOX LEADING HITTER
1995	Cleveland Indians	Indians	0-3	Luis Alicea .600 (6-for-10)
1998	Cleveland Indians	Indians	1-3	John Valentin .467 (7-for-15)
1999	Cleveland Indians	RED SOX	3-2	Mike Stanley .500 (10-for-20)
2003	Oakland Athletics	RED SOX	3-2	Johnny Damon .316 (6-for-19)
2004	Anaheim Angels	RED SOX	3-0	David Ortiz .545 (6-for-11)
2005	Chicago White Sox	White Sox	0-3	David Ortiz .333 (4-for-12)
2007	Los Angeles Angels	RED SOX	3-0	David Ortiz .714 (5-for-7)
2008	Los Angeles Angels	RED SOX	3-1	Jason Bay .412 (7-for-17)
2009	Los Angeles Angels	Angels	0-3	Jacoby Ellsbury .250 (3-for-12)

RED SOX IN THE ALCS

YEAR	OPPONENT	WINNER	GAMES	RED SOX LEADING HITTER
1975	Oakland Athletics	RED SOX	3-0	Carl Yastrzemski .455 (5-for-11)
1986	California Angels	RED SOX	4-3	Spike Owen .429 (9-for-21)
1988	Oakland Athletics	Athletics	0-4	Wade Boggs .385 (5-for-13)
1990	Oakland Athletics	Athletics	0-4	Wade Boggs .438 (7-for-16)
1999	New York Yankees	Yankees	1-4	Jose Offerman .458 (11-for-24)
2003	New York Yankees	Yankees	3-4	Todd Walker .370 (10-for-27)
2004	New York Yankees	RED SOX	4-3	David Ortiz .387 (12-for-31)
2007	Cleveland Indians	RED SOX	4-3	Kevin Youkilis .500 (14-for-28)
2008	Tampa Bay Rays	Rays	3-4	Coco Crisp .450 (9-for-20)

RED SOX IN THE WORLD SERIES

YEAR	OPPONENT	WINNER	GAMES	RED SOX LEADING HITTER
1903	Pittsburg Pirates	BOSTON (AL)	5-3	Chick Stahl .303 (10-for-33)
1904	NO SERIES HELD			
1912	New York Giants	RED SOX	4-3-1	Tris Speaker .300 (9-for-30)
1915	Philadelphia Phillies	RED SOX	4-1	Duffy Lewis .444 (8-for-18)
1916	Brooklyn Dodgers	RED SOX	4-1	Duffy Lewis .353 (6-for-17)
1918	Chicago Cubs	RED SOX	4-2	Wally Schang .444 (4-for-9)
1946	St. Louis Cardinals	Cardinals	3-4	Wally Moses .417 (5-for-12)
1967	St. Louis Cardinals	Cardinals	3-4	Carl Yastrzemski .400 (10-for-25)
1975	Cincinnati Reds	Reds	3-4	Carl Yastrzemski .310 (9-for-29)
1986	New York Mets	Mets	3-4	Marty Barrett .433 (13-for-30)
2004	St. Louis Cardinals	RED SOX	4-0	Bill Mueller .429 (6-for-14)
2007	Colorado Rockies	RED SOX	4-0	Jacoby Ellsbury .438 (7-for-16)

* min. 10 PA on hitting leaders

RED SOX IN THE POSTSEASON, CONTINUED

2009 AMERICAN LEAGUE DIVISION SERIES

(Angels 3, Red Sox 0)

GAME 1 at ANAHEIM (Night) Thursday, October 8

								R	H	E
Boston	0	0	0	0	0	0	0	0	4	3
Los Angeles	0	0	0	0	3	0	2	0	5	7

LESTER (L), Ramirez (7), Saito (7), Bard (8) and Martinez
LACKEY (W), Oliver (8), and Napoli

HR—Hunter (1)

T—3:09; A—45,070

GAME 2 at ANAHEIM (Night) Friday, October 9

								R	H	E
Boston	0	0	0	1	0	0	0	0	1	4
Los Angeles	0	0	0	1	0	0	3	0	4	6

BECKETT (L), Wagner (7), Papelbon (8), and Martinez

WEAVER (W), Oliver (8), Jepsen (8), Fuentes (9-SV) and Napoli

HR—None

T—3:11; A—45,223

GAME 3 at BOSTON (Day) Sunday, October 11

								R	H	E
Los Angeles	0	0	0	1	0	1	0	2	7	11
Boston	0	0	3	2	0	0	0	1	6	7

Kazmir, Bulger (7), Jepsen (8), OLIVER (8-W), Fuentes (9-SV)
and Napoli, Mathis (9)

Buchholz, Bard (6), Wagner (8), PAPELBON (8-L), Okajima (9)
and Martinez

HR—Morales (1), Drew (1)

T—3:49; A—38,704

2009 ALDS STATISTICS

Batter	AVG	G	AB	R	H	2B	3B	HR	RBI	SH	SF	HP	BB	SO	SB	CS	E
Anderson	---	1	0	0	0	0	0	0	0	0	0	0	0	0	0	0	0
Bay	.125	3	8	0	1	0	0	0	0	0	0	0	3	3	0	0	1
Drew	.222	3	9	1	2	0	0	1	2	0	0	0	1	1	0	0	0
Ellsbury	.250	3	12	2	3	0	1	0	0	0	0	0	0	2	0	0	0
Gathright	---	1	0	1	0	0	0	0	0	0	0	0	0	0	1	0	0
Gonzalez	.167	3	6	1	1	0	0	0	0	0	0	0	1	1	0	0	1
Kotchman	.000	3	1	0	0	0	0	0	0	0	0	0	0	0	0	0	0
Lowell	.200	3	10	1	2	0	0	0	1	0	0	0	1	0	0	0	1
Lowrie	.000	3	2	0	0	0	0	0	0	0	0	0	0	1	0	0	0
Martinez	.182	3	11	0	2	0	0	0	2	0	0	0	1	2	0	0	0
Ortiz	.083	3	12	0	1	0	0	0	0	0	0	0	0	4	0	0	0
Pedroia	.167	3	12	1	2	1	0	0	2	0	0	0	1	0	0	0	0
Varitek	---	0	0	0	0	0	0	0	0	0	0	0	0	0	0	0	0
Youkilis	.083	3	12	0	1	1	0	0	0	0	0	0	0	2	0	0	1
Red Sox	.158	3	95	7	15	2	1	1	7	0	0	0	8	16	1	0	4
Angels	.258	3	93	16	24	6	1	2	14	2	1	3	10	18	3	1	1
Pitcher	W	L	ERA	G	GS	CG	SHO	SV	IP	H	R	ER	HR	HB	BB	SO	WP
Bard	0	0	0.00	2	0	0	0	0	3.0	0	0	0	0	0	0	4	0
Beckett	0	1	5.40	1	1	0	0	0	6.2	5	4	4	0	1	1	3	0
Buchholz	0	0	3.60	1	1	0	0	0	5.0	6	2	2	1	1	1	3	0
Byrd	0	0	---	0	0	0	0	0	0.0	0	0	0	0	0	0	0	0
Lester	0	1	4.50	1	1	0	0	0	6.0	4	3	3	1	0	4	5	0
Matsuzaka	0	0	---	0	0	0	0	0	0.0	0	0	0	0	0	0	0	0
Okajima	0	0	0.00	1	0	0	0	0	0.1	0	0	0	0	0	0	0	0
Papelbon	0	1	13.50	2	0	0	0	0	2.0	4	3	3	0	0	2	1	0
Ramirez	0	0	---	1	0	0	0	0	0.0	1	2	2	0	1	1	0	0
Saito	0	0	0.00	1	0	0	0	0	1.0	2	0	0	0	0	0	0	0
Wagner	0	0	18.00	2	0	0	0	0	1.0	2	2	2	0	0	1	2	0
Red Sox	0	3	5.76	3	3	0	0	0	25.0	24	16	16	2	3	10	18	0
Angels	3	0	2.33	3	3	0	1	2	27.0	15	7	7	1	0	8	16	1

RED SOX IN THE POSTSEASON, CONTINUED

2008 AMERICAN LEAGUE DIVISION SERIES

(Red Sox 3, Angels 1)

GAME 1 at ANAHEIM (Night) Wednesday, October 1

	R	H	E
Boston	0	0	0
Los Angeles	0	0	1

LESTER (W), Masterson (8), Papelbon (9-SV) and Varitek
LACKEY (L), Oliver (7), Shields (8), Arredondo (9) and Napoli
HR—Bay (1)

T—3:14; A—44,996

GAME 3 at BOSTON (Night) Sunday, October 5

	R	H	E
Los Angeles	1	0	2
Boston	0	3	0

Saunders, Arredondo (5), Oliver (7), Shields (7), Rodriguez (10),
WEAVER (11-W) and Napoli

Beckett, Delcarmen (6), Okajima (7), Masterson (8), Papelbon (10),
LOPEZ (12-L) and Varitek, Cash (10), Ross (12)

HR—Napoli 2 (2)

T—5:19; A—39,067

GAME 2 at ANAHEIM (Night) Friday, October 3

	R	H	E
Boston	4	0	0
Los Angeles	1	0	0

Matsuzaka, Okajima (6), Masterson (7), PAPELBON (8-W) and Varitek
Santana, Arredondo (6), Shields (8), RODRIGUEZ (8-L) and
Mathis, Napoli (6)

HR—Bay (2), Drew (1)

T—3:51; A—45,354

GAME 4 at BOSTON (Night) Monday, October 6

	R	H	E
Los Angeles	0	0	0
Boston	0	0	0

Lackey, SHIELDS (8-L) and Napoli

Lester, Okajima (8), Masterson (8), DELCARMEN (9-W) and Varitek

HR—None

T—2:50; A—38,785

2008 ALDS STATISTICS

Batter	AVG	G	AB	R	H	2B	3B	HR	RBI	SH	SF	HP	BB	SO	SB	CS	E
Bay	.412	4	17	3	7	2	0	2	5	0	0	0	2	4	0	0	0
Casey	---	0	0	0	0	0	0	0	0	0	0	0	0	0	0	0	0
Cash	---	1	0	0	0	0	0	0	0	0	0	0	0	0	0	0	0
Cora	.250	2	4	1	1	1	0	0	0	0	0	0	1	1	0	0	0
Crisp	.250	2	4	2	1	0	0	0	0	0	0	0	1	0	1	0	0
Drew	.286	4	14	2	4	1	0	1	3	0	0	0	0	4	0	0	0
Ellsbury	.333	4	18	2	6	3	0	0	6	0	0	0	2	2	3	1	0
Kotsay	.300	3	10	1	3	0	0	0	0	0	0	0	0	1	0	0	0
Lowell	.000	2	8	0	0	0	0	0	0	0	0	0	1	3	0	0	0
Lowrie	.364	3	11	2	4	0	0	0	1	0	0	1	1	3	0	0	1
Ortiz	.235	4	17	1	4	1	0	0	1	0	0	0	3	4	0	0	0
Pedroia	.059	4	17	0	1	1	0	0	1	0	0	1	2	2	0	0	0
Ross	---	1	0	0	0	0	0	0	0	0	0	0	0	0	0	0	0
Varitek	.214	4	14	2	3	0	0	0	0	1	0	0	0	1	0	0	0
Velazquez	---	0	0	0	0	0	0	0	0	0	0	0	0	0	0	0	0
Youkilis	.222	4	18	2	4	1	0	0	1	0	0	0	2	3	0	0	0
Red Sox	.250	4	152	18	38	10	0	3	18	1	0	2	15	28	4	1	1
Angels	.273	4	154	13	42	3	1	2	13	2	1	1	15	34	2	1	4
Pitcher	W	L	ERA	G	GS	CG	SHO	SV	IP	H	R	ER	HR	HB	BB	SO	WP
Beckett	0	0	7.20	1	1	0	0	0	5.0	9	4	4	2	0	4	6	0
Byrd	0	0	---	0	0	0	0	0	0.0	0	0	0	0	0	0	0	0
Delcarmen	1	0	0.00	2	0	0	0	0	2.1	1	0	0	0	1	0	1	0
Lester	1	0	0.00	2	2	0	0	0	14.0	10	1	0	0	0	3	11	0
Lopez	0	1	9.00	1	0	0	0	0	1.0	3	1	1	0	0	0	1	0
Masterson	0	0	2.25	4	0	0	0	0	4.0	6	2	1	0	0	3	3	0
Matsuzaka	0	0	5.40	1	1	0	0	0	5.0	8	3	3	0	0	3	5	0
Okajima	0	0	6.75	3	0	0	0	0	2.2	3	2	2	0	0	1	0	0
Papelbon	1	0	0.00	3	0	0	0	1	5.0	2	0	0	0	0	1	7	0
Wakefield	0	0	---	0	0	0	0	0	0.0	0	0	0	0	0	0	0	0
Red Sox	3	1	2.54	4	4	0	0	1	39.0	42	13	11	2	1	15	34	0
Angels	1	3	4.19	4	4	0	0	0	38.2	38	18	18	3	2	15	28	0

RED SOX IN THE POSTSEASON, CONTINUED

2008 AMERICAN LEAGUE CHAMPIONSHIP SERIES

(Rays 4, Red Sox 3)

GAME 1 at TAMPA BAY (Night) Friday, October 10

							R	H	E
Boston	0	0	0	0	1	0	0	1	0
Tampa Bay	0	0	0	0	0	0	0	0	0
MATSUZAKA (W), Okajima (8), Masterson (8), Papelbon (9-SV) and Varitek									
SHIELDS (L), Howell (8), Balfour (8), Price (9) and Navarro									
HR—None									
T—3:25; A—35,001									

GAME 3 at BOSTON (Day) Monday, October 13

							R	H	E
Tampa Bay	0	1	4	0	0	0	0	3	1
Boston	0	0	0	0	0	0	1	0	0
GARZA (W), Howell (7), Jackson (9) and Navarro									
LESTER (L), Byrd (6) and Varitek									
HR—Upton (2), Longoria (2), Baldelli (1), Pena (1)									
T—3:23; A—38,031									

GAME 5 at BOSTON (Night) Thursday, October 16

							R	H	E
Tampa Bay	2	0	3	0	0	0	2	0	0
Boston	0	0	0	0	0	0	4	3	1
Kazmir, Balfour (7), Wheeler (7), HOWELL (9-L) and Navarro									
Matsuzaka, Okajima (5), Delcarmen (7), Papelbon (7), MASTERSON (9-W) and Varitek, Cash (9)									
HR—Upton (3), Pena (3), Longoria (4), Ortiz (1), Drew (1)									
T—4:08; A—38,437									

GAME 7 at TAMPA BAY (Night) Sunday, October 19

							R	H	E
Boston	1	0	0	0	0	0	0	0	0
Tampa Bay	0	0	0	1	1	0	1	0	x
LESTER (L), Okajima (8) and Varitek									
GARZA (W), Wheeler (8), Howell (8), Bradford (8), Price (8-SV) and Navarro									
HR—Pedroia (3), Aybar (2)									
T—3:31; A—40,473									

GAME 2 at TAMPA BAY (Night) Saturday, October 11

							R	H	E
Boston	2	0	1	0	3	1	0	1	0
Tampa Bay	2	0	2	1	3	0	0	0	0
Beckett, Lopez (5), Delcarmen (5), Okajima (7), Masterson (9), Papelbon (9), TIMLIN (11-L) and Varitek, Cash (9)									
Kazmir, Balfour (5), Howell (5), Bradford (6), Miller (8), Wheeler (8), PRICE (11-W) and Navarro									
HR—Longoria (1), Pedroia 2 (2), Upton (1), Floyd (1), Youkilis (1), Bay (1)									
T—5:27; A—34,904									

GAME 4 at BOSTON (Night) Tuesday, October 14

							R	H	E
Tampa Bay	3	0	2	0	1	5	0	2	0
Boston	0	0	1	0	0	0	1	2	0
SONNANSTINE (W), Miller (8), Jackson (8) and Navarro									
WAKEFIELD (L), Masterson (3), Delcarmen (6), Lopez (6), Timlin (8) and Cash									
HR—Pena (2), Longoria (3), Aybar (1), Cash (1)									
T—3:07; A—38,133									

GAME 6 at TAMPA BAY (Night) Saturday, October 18

							R	H	E
Boston	0	1	1	0	0	2	0	0	0
Tampa Bay	1	0	0	0	1	0	0	0	0
BECKETT (W), Okajima (6), Masterson (8), Papelbon (9-SV) and Varitek									
SHIELDS (L), Howell (6), Balfour (7), Bradford (8), Miller (9) and Navarro									
HR—Upton (4), Youkilis (2), Bartlett (1), Varitek (1)									
T—3:48; A—40,947									

2008 ALCS STATISTICS

Batter	AVG	G	AB	R	H	2B	3B	HR	RBI	SH	SF	HP	BB	SO	SB	CS	E
Bay	.292	7	24	3	7	1	0	1	4	0	0	1	7	8	0	0	0
Casey	.000	2	2	0	0	0	0	0	0	0	0	0	0	2	0	0	0
Cash	.333	3	3	1	1	0	0	1	1	0	0	0	0	1	0	0	0
Cora	.143	2	7	0	1	0	0	0	0	0	0	0	0	1	0	0	0
Crisp	.450	5	20	2	9	2	0	0	1	0	0	0	4	3	0	0	0
Drew	.250	7	24	1	6	1	0	1	3	0	0	1	4	6	0	0	0
Ellsbury	.000	4	14	0	0	0	0	0	1	0	1	0	1	3	0	0	0
Kotsay	.233	7	30	1	7	3	0	0	0	0	0	0	0	4	0	0	0
Lowrie	.111	6	18	2	2	1	0	0	1	0	1	0	4	4	0	0	0
Ortiz	.154	7	26	3	4	1	1	1	4	0	0	0	6	9	0	0	0
Pedroia	.346	7	26	9	9	1	0	3	5	0	0	1	5	3	2	1	0
Ross	---	0	0	0	0	0	0	0	0	0	0	0	0	0	0	0	0
Varitek	.050	6	20	2	1	0	0	1	1	0	0	1	2	8	0	0	0
Youkilis	.333	7	30	4	10	3	0	2	6	0	0	0	2	4	0	0	0
Red Sox	.234	7	244	28	57	13	1	10	27	0	2	4	35	56	2	1	0
Rays	.252	7	242	43	61	10	2	16	43	0	1	2	25	57	10	1	6

RED SOX IN THE POSTSEASON, CONTINUED

2008 ALCS STATISTICS (CONT.)

Pitcher	W	L	ERA	G	GS	CG	SHO	SV	IP	H	R	ER	HR	HB	BB	SO	WP
Beckett	1	0	9.64	2	2	0	0	0	9.1	13	10	10	5	1	2	8	0
Byrd	0	0	10.80	1	0	0	0	0	3.1	5	4	4	2	0	0	2	0
Delcarmen	0	0	31.50	3	0	0	0	0	2.0	3	7	7	0	0	5	2	0
Lester	0	2	4.97	2	2	0	0	0	12.2	14	8	7	3	0	2	15	0
Lopez	0	0	0.00	2	0	0	0	0	1.2	3	0	0	0	0	0	0	0
Masterson	1	0	1.59	5	0	0	0	0	5.2	4	1	1	0	1	2	6	0
Matsuzaka	1	0	4.09	2	2	0	0	0	11.0	9	5	5	3	0	6	11	1
Okajima	0	0	0.00	5	0	0	0	0	7.1	1	0	0	0	0	1	5	0
Papelbon	0	0	0.00	4	0	0	0	2	5.1	1	0	0	0	0	1	6	0
Timlin	0	1	10.13	2	0	0	0	0	2.2	2	3	3	0	0	4	0	0
Wakefield	0	1	16.88	1	1	0	0	0	2.2	6	5	5	3	0	2	2	0
Red Sox	3	4	5.94	7	7	0	1	2	63.2	61	43	42	16	2	25	57	1
Rays	4	3	3.62	7	7	0	0	1	64.2	57	28	26	10	4	35	56	2

2007 AMERICAN LEAGUE DIVISION SERIES

(Red Sox 3, Angels 0)

GAME 1 at BOSTON (Night) Wednesday, October 3

									R	H	E
Los Angeles	0	0	0	0	0	0	0	0	0	4	0
Boston	1	0	3	0	0	0	0	x	4	9	0

LACKEY (L), Santana (7) and Napoli, Mathis (8)
BECKETT (W) and Varitek
HR—Youkilis (1), Ortiz (1)
T—2:27; A—37,597

GAME 2 at BOSTON (Night) Friday, October 5

									R	H	E
Los Angeles	0	3	0	0	0	0	0	0	3	7	0
Boston	2	0	0	0	1	0	0	0	3	6	1

Escobar, Shields (6), SPEIER (8-L), Rodriguez (9) and Mathis, Napoli (8)
Matsuzaka, Lopez (5), Delcarmen (6), Okajima (7), PAPELON (8-W)
and Varitek
HR—Ramirez (1)
T—4:05; A—37,706

GAME 3 at ANAHEIM (Day) Sunday, October 7

									R	H	E
Boston	0	0	0	2	0	0	0	7	0	9	10
Los Angeles	0	0	0	0	0	0	0	1	1	8	0

SCHILLING (W), Okajima (8), Gagne (9) and Varitek
WEAVER (L), Shields (6), Speier (8), Oliver (8), Moseley (9) and Napoli
HR—Ortiz (2), Ramirez (2)
T—3:29; A—45,262

2007 ALDS STATISTICS

Batter	AVG	G	AB	R	H	2B	3B	HR	RBI	GW	SH	SF	HB	BB	SO	SB	CS	E
Cash	.000	0	0	0	0	0	0	0	0	0	0	0	0	0	0	0	0	0
Cora	.000	0	0	0	0	0	0	0	0	0	0	0	0	0	0	0	0	0
Crisp	.200	3	10	0	2	0	0	0	2	0	0	0	0	1	3	1	0	0
Drew	.182	3	11	1	2	0	0	0	3	0	0	0	0	0	1	0	0	0
Ellsbury	.000	2	1	1	0	0	0	0	0	0	0	0	0	0	0	0	0	0
Hinske	.000	1	1	0	0	0	0	0	0	0	0	0	0	0	1	0	0	0
Kielty	.000	0	0	0	0	0	0	0	0	0	0	0	0	0	0	0	0	0
Lowell	.333	3	9	1	3	2	0	0	3	0	0	1	0	1	0	0	0	1
Lugo	.300	3	10	2	3	0	0	0	0	0	0	0	0	1	4	1	1	0
Mirabelli	.000	0	0	0	0	0	0	0	0	0	0	0	0	0	0	0	0	0
Ortiz	.714	3	7	5	5	0	0	2	3	1	0	0	0	6	1	0	0	0
Pedroia	.154	3	13	2	2	2	0	0	1	0	0	0	0	1	2	0	0	0
Ramirez	.375	3	8	3	3	0	0	2	4	1	0	0	0	5	2	0	0	0
Varitek	.182	3	11	1	2	1	0	0	1	0	0	0	0	0	4	0	0	0
Youkilis	.250	3	12	3	3	1	0	1	2	1	0	1	0	1	4	0	0	0
Red Sox	.269	3	93	19	25	6	0	5	19	3	0	2	0	16	22	2	1	1
Angels	.192	3	99	4	19	6	0	0	4	0	0	1	1	7	20	5	0	0

Pitcher	W	L	ERA	G	GS	CG	SHO	SV	IP	H	R	ER	HR	HB	BB	SO	WP
Beckett	1	0	0.00	1	1	1	1	0	9.0	4	0	0	0	0	0	8	1
Delcarmen	0	0	0.00	1	0	0	0	0	1.1	0	0	0	0	0	1	0	0
Gagne	0	0	9.00	1	0	0	0	0	1.0	1	1	1	0	0	0	1	1
Lester	0	0	---	0	0	0	0	0	0.0	0	0	0	0	0	0	0	0
Lopez	0	0	0.00	1	0	0	0	0	0.1	0	0	0	0	0	0	0	0
Matsuzaka	0	0	5.79	1	1	0	0	0	4.2	7	3	3	0	0	3	3	1
Okajima	0	0	0.00	2	0	0	0	0	2.1	1	0	0	0	0	1	2	0
Papelbon	1	0	0.00	1	0	0	0	0	1.1	0	0	0	0	0	2	1	0
Schilling	1	0	0.00	1	1	0	0	0	7.0	6	0	0	0	0	1	4	0
Timlin	0	0	---	0	0	0	0	0	0.0	0	0	0	0	0	0	0	0
Red Sox	3	0	1.33	3	3	1	1	0	27.0	19	4	4	0	1	7	20	3
Angels	0	3	6.66	3	3	0	0	0	25.2	25	19	19	5	0	16	22	1

RED SOX IN THE POSTSEASON, CONTINUED

2007 AMERICAN LEAGUE CHAMPIONSHIP SERIES

(Red Sox 4, Indians 3)

GAME 1 at BOSTON (Night) Friday, October 12

	R	H	E
Cleveland	1	0	0
Boston	1	0	4

SABATHIA (L), Lewis (5), Fultz (6), Mastny (6), Borowski (8) and Martinez
BECKETT (W), Timlin (7), Lopez (8), Gagne (9) and Varitek

HR—Hafner (1)

T—3:35; A—36,986

GAME 3 at CLEVELAND (Night) Monday, October 15

	R	H	E
Boston	0	0	0
Cleveland	0	2	0

MATSUZAKA (L), Timlin (5), Okajima (7), Delcarmen (8) and Varitek
WESTBROOK (W), Lewis (7), Betancourt (8), Borowski (9-SV) and
Martinez

HR—Lofton (1), Varitek (1)

T—3:28; A—44,402

GAME 5 at CLEVELAND (Night) Thursday, October 18

	R	H	E
Boston	1	0	1
Cleveland	1	0	0

BECKETT (W), Papelbon (9) and Varitek

SABATHIA (L), Betancourt (7), Perez (8), Mastny (8) and Martinez

HR—Youkilis (2)

T—3:46; A—44,588

GAME 7 at BOSTON (Night) Sunday, October 21

	R	H	E
Cleveland	0	0	0
Boston	1	1	1

WESTBROOK (L), Betancourt (7), Lewis (8) and Martinez

MATSUZAKA (W), Okajima (6), Papelbon (8) and Varitek

HR—Pedroia (1), Youkilis (3)

T—3:33; A—37,165

GAME 2 at BOSTON (Night) Saturday, October 13

	R	H	E
Cleveland	1	0	0
Boston	0	0	3

Carmona, Perez (5), Lewis (5), Betancourt (7), MASTNY (10-W),
Borowski (11) and Martinez

Schilling, Delcarmen (5), Okajima (6), Timlin (8), Papelbon (9),

GAGNE (11-L), Lopez, Lester and Varitek

HR—Peralta (1), Sizemore (1), Ramirez (1), Lowell (1), Gutierrez (1)

T—5:14; A—37,051

GAME 4 at CLEVELAND (Night) Tuesday, October 16

	R	H	E
Boston	0	0	0
Cleveland	0	0	0

WAKEFIELD (L), Delcarmen (5), Lester (6) and Mirabelli, Varitek (6)

BYRD (W), Lewis (6), Betancourt (8) and Shoppach

HR—Blake (1), Peralta (2), Youkilis (1), Ortiz (1), Ramirez (2)

T—3:12; A—44,008

GAME 6 at BOSTON (Night) Saturday, October 20

	R	H	E
Cleveland	0	1	0
Boston	4	0	6

CARMONA (L), Perez (3), Laffey (3), Borowski (8) and Martinez

SCHILLING (W), Lopez (8), Gagne (9) and Varitek

HR—Drew (1)

T—3:09; A—37,163

2007 ALCS STATISTICS

Batter	AVG	G	AB	R	H	2B	3B	HR	RBI	SH	SF	HP	BB	SO	SB	CS	E
Cash	---	0	0	0	0	0	0	0	0	0	0	0	0	0	0	0	0
Cora	---	2	0	0	0	0	0	0	0	0	0	0	0	0	0	0	0
Crisp	.143	7	21	2	3	1	0	0	0	0	0	0	0	6	1	0	0
Drew	.360	7	25	5	9	1	0	1	6	0	0	0	1	0	0	0	0
Ellsbury	.250	5	8	3	2	0	0	0	1	0	0	0	1	1	1	0	0
Hinske	---	1	0	1	0	0	0	0	0	0	0	0	0	0	0	0	0
Kielty	.400	2	5	1	2	0	0	0	2	0	0	0	1	2	0	0	0
Lowell	.333	7	27	3	9	2	0	1	8	0	2	1	2	3	0	0	0
Lugo	.200	7	25	3	5	2	0	0	2	1	0	0	1	5	0	0	1
Mirabelli	.000	1	2	0	0	0	0	0	0	0	0	0	0	1	0	0	0
Ortiz	.292	7	24	7	7	3	0	1	3	0	2	1	6	5	0	0	0
Pedroia	.345	7	29	8	10	3	0	1	5	1	0	0	3	5	0	0	0
Ramirez	.409	7	22	5	9	1	0	2	10	0	1	0	9	5	0	0	0
Varitek	.269	7	26	3	7	3	0	1	4	0	0	1	2	5	0	0	0
Youkilis	.500	7	28	10	14	1	1	3	7	0	0	0	5	3	0	0	1
Red Sox	.318	7	242	51	77	17	1	10	48	2	5	3	31	43	2	14	3
Indians	.254	7	244	32	62	12	1	8	30	0	3	2	16	63	3	0	4
Pitcher	W	L	ERA	G	GS	CG	SHO	SV	IP	H	R	ER	HR	HB	BB	SO	WP
Beckett	2	0	1.93	2	2	0	0	0	14.0	9	3	3	1	1	1	18	1
Delcarmen	0	0	16.20	3	0	0	0	0	1.2	4	3	3	1	0	2	3	0
Gagne	0	1	7.71	3	0	0	0	0	2.1	3	2	2	0	0	2	4	0
Lester	0	0	4.91	2	0	0	0	0	3.2	3	2	2	1	0	1	5	0
Lopez	0	0	18.00	3	0	0	0	0	2.0	3	4	4	0	0	2	0	1
Matsuzaka	1	1	5.59	2	2	0	0	0	9.2	12	6	6	1	0	2	9	2
Okajima	0	0	0.00	3	0	0	0	0	5.0	4	0	0	0	0	2	3	0
Papelbon	0	0	0.00	3	0	0	0	0	5.0	3	0	0	0	0	2	3	0
Schilling	1	0	5.40	2	2	0	0	0	11.2	15	7	7	3	0	0	8	0
Timlin	0	0	0.00	3	0	0	0	0	3.1	1	0	0	0	0	0	3	0
Wakefield	0	1	9.64	1	1	0	0	0	4.2	5	5	5	1	1	2	7	0
Red Sox	4	3	4.57	7	7	0	0	1	63.0	62	32	32	8	2	16	63	4
Indians	3	4	6.82	7	7	0	0	1	62.0	77	51	47	10	3	31	43	1

RED SOX IN THE POSTSEASON, CONTINUED

2007 WORLD SERIES

(Red Sox 4, Rockies 0)

GAME 1 at BOSTON (Night) Wednesday, October 24

	R	H	E
Colorado	0	1	0
Boston	3	1	0

FRANCIS (L), Morales (5), Speier (5), Herges (5), Affeldt (7),
Hawkins (8) and Torrealba
BECKETT (W), Timlin (8), Gagne (9) and Varitek
HR—Pedroia (1)
T—3:30; A—36,733

GAME 3 at COLORADO (Night) Saturday, October 27

	R	H	E
Boston	0	0	6
Colorado	0	0	0

MATSUZAKA (W), Lopez (6), Timlin (6), Okajima (7), Delcarmen (8),
Papelbon (8-SV) and Varitek
FOGG (L), Morales (3), Affeldt (6), Herges (7), Fuentes (8),
Hawkins (9) and Torrealba
HR—Holliday (1)
T—4:19; A—49,983

GAME 2 at BOSTON (Night) Thursday, October 25

	R	H	E
Colorado	1	0	0
Boston	0	0	0

JIMENEZ (L), Affeldt (5), Herges (5), Fuentes (6), Corpas (8) and
Torrealba
SCHILLING (W), Okajima (6), Papelbon (8-SV) and Varitek
HR—None
T—3:39; A—36,730

GAME 4 at COLORADO (Night) Sunday, October 28

	R	H	E
Boston	1	0	0
Colorado	0	0	0

LESTER (W), Delcarmen (6), Timlin (7), Okajima (8), Papelbon (8-SV)
and Varitek
COOK (L), Affeldt (7), Fuentes (8), Corpas (8) and Torrealba
HR—Lowell (1), Kieley (1), Hawpe (1), Atkins (1)
T—3:35; A—50,041

2007 WORLD SERIES STATISTICS

Batter	AVG	G	AB	R	H	2B	3B	HR	RBI	SH	SF	HP	BB	SO	SB	CS	E
Cash	.000	0	0	0	0	0	0	0	0	0	0	0	0	0	0	0	0
Cora	.000	2	0	0	0	0	0	0	0	0	1	0	0	0	0	0	0
Crisp	.500	3	2	1	1	0	0	0	0	0	0	0	0	0	0	0	0
Drew	.333	4	15	1	5	2	0	0	2	0	0	1	1	3	0	0	1
Ellsbury	.438	4	16	4	7	4	0	0	3	0	0	0	2	2	1	0	0
Hinske	.000	1	1	0	0	0	0	0	0	0	0	0	0	1	0	0	0
Kieley	1.000	1	1	1	1	0	0	1	1	0	0	0	0	0	0	0	0
Lowell	.400	4	15	6	6	3	0	1	4	0	0	0	3	1	1	0	1
Lugo	.385	4	13	2	5	1	0	0	1	1	0	0	3	0	0	0	0
Mirabelli	.000	0	0	0	0	0	0	0	0	0	0	0	0	0	0	0	0
Ortiz	.333	4	15	4	5	3	0	0	4	0	0	0	2	3	0	0	0
Pedroia	.278	4	18	2	5	1	0	1	4	0	0	0	2	0	0	0	0
Ramirez	.250	4	16	3	4	1	0	0	2	0	0	0	2	2	0	0	0
Varitek	.333	4	15	2	5	1	0	0	5	0	2	0	1	5	0	0	0
Youkilis	.222	4	9	3	2	2	0	0	1	0	0	0	3	1	0	0	0
Lester	.000	1	2	0	0	0	0	0	0	0	0	0	0	1	0	0	0
Matsuzaka	.333	1	3	0	1	0	0	0	20	0	0	0	0	1	0	0	0
Red Sox	.333	4	141	29	47	18	0	3	29	2	2	1	19	20	2	0	2
Rockies	.218	4	133	10	29	6	1	3	10	1	0	2	10	36	1	0	0
Pitcher	W	L	ERA	G	GS	CG	SHO	SV	IP	H	R	ER	HR	HB	BB	SO	WP
Beckett	1	0	1.29	1	1	0	0	0	7.0	6	1	1	0	0	1	9	0
Delcarmen	0	0	6.75	2	0	0	0	0	1.1	3	1	1	1	0	1	1	0
Gagne	0	0	0.00	1	0	0	0	0	1.0	0	0	0	0	0	0	1	0
Lester	1	0	0.00	1	1	0	0	0	5.2	3	0	0	0	0	3	3	0
Lopez	0	0	---	1	0	0	0	0	0.0	2	0	0	0	0	0	0	0
Matsuzaka	1	0	3.38	1	1	0	0	0	5.1	3	2	2	0	1	3	5	0
Okajima	0	0	7.36	3	0	0	0	0	3.2	4	3	3	2	0	0	6	0
Papelbon	0	0	0.00	3	0	0	0	3	4.1	2	0	0	0	0	0	3	0
Schilling	1	0	1.69	1	1	0	0	0	5.1	4	1	1	0	1	2	4	0
Snyder	0	0	---	0	0	0	0	0	0.0	0	0	0	0	0	0	0	0
Timlin	0	0	7.71	3	0	0	0	0	2.1	2	2	2	0	0	0	4	0
Red Sox	4	0	2.50	4	4	0	0	3	36.0	29	10	10	3	2	10	36	0
Rockies	0	4	7.68	4	4	0	0	0	34.0	47	29	29	3	1	19	20	0

RED SOX IN THE POSTSEASON, CONTINUED

2005 AMERICAN LEAGUE DIVISION SERIES

(White Sox 3, Red Sox 0)

GAME 1 at CHICAGO (Day) Tuesday, October 4

	R H E								
Boston	0	0	0	2	0	0	0	0	2
Chicago	5	0	1	2	0	4	0	2	14

CLEMENT (L), Bradford (4), Gonzalez (5), Arroyo (8) and Varitek
 CONTRERAS (W), Cotts (8), Politte (9) and Pierzynski
 HR—Pierzynski 2 (2), Konerko (1), Uribe (1), Podsednik (1)
 T—2:56; A—40,717

GAME 2 at CHICAGO (Night) Wednesday, October 5

	R H E								
Boston	2	0	2	0	0	0	0	0	4
Chicago	0	0	0	0	5	0	0	0	9

WELLS (L), Papelbon (7) and Varitek
 BUEHRLE (W), Jenks (8-SV) and Pierzynski
 HR—Iguchi (1)
 T—2:29; A—40,799

GAME 3 at BOSTON (Day) Friday, October 7

	R H E								
Chicago	0	0	2	0	0	2	0	0	5
Boston	0	0	0	2	0	1	0	0	3

GARCIA (W), Marte (6), Hernandez (6), Jenks (9-SV), Foulke (8),
 WAKEFIELD (L), Bradford (6), Myers (6), Papelbon (6), Timin (9)
 and Mirabelli, Varitek (7)
 HR—Ortiz (1), Ramirez 2 (2), Konerko (2)
 T—3:28; A—35,496

2005 ALDS STATISTICS

Batter	AVG	G	AB	R	H	2B	3B	HR	RBI	GW	SH	SF	HB	BB	SO	SB	CS	E
Damon	.231	3	13	2	3	1	0	0	0	0	0	0	0	1	4	0	0	0
Graffanino	.250	3	12	0	3	2	0	0	0	0	0	0	0	0	0	0	0	1
Millar	.333	2	3	0	1	1	0	0	0	0	0	0	0	0	1	0	0	0
Mirabelli	.000	1	2	0	0	0	0	0	0	0	0	0	0	0	0	0	0	0
Mueller	.000	3	11	0	0	0	0	0	0	0	0	0	0	1	2	0	0	0
Nixon	.273	3	11	1	3	0	0	0	1	0	0	0	0	1	1	0	0	0
Olerud	.286	3	7	0	2	1	0	0	0	0	0	0	0	2	0	0	0	0
Ortiz	.333	3	12	2	4	2	0	1	1	0	0	0	0	0	3	0	0	0
Ramirez	.300	3	10	2	3	0	0	2	4	0	0	0	0	2	0	0	0	0
Renteria	.231	3	13	1	3	2	0	0	0	0	0	0	0	1	1	0	0	0
Varitek	.300	3	10	1	3	0	0	0	1	0	0	0	0	0	2	0	0	0
Red Sox	.240	3	104	9	25	9	0	3	8	0	0	0	0	8	14	0	0	2
White Sox	.289	3	97	24	28	6	0	7	24	3	3	0	5	5	11	3	2	1

Pitcher	W	L	ERA	G	GS	CG	SHO	SV	IP	H	R	ER	HR	HB	BB	SO	WP
Arroyo	0	0	18.00	1	0	0	0	0	1.0	2	2	2	1	0	2	1	0
Bradford	0	0	0.00	2	0	0	0	0	1.1	1	0	0	0	0	0	1	0
Clement	0	1	21.60	1	1	0	0	0	3.1	7	8	8	3	2	0	0	0
Gonzalez	0	0	15.43	1	0	0	0	0	2.1	2	4	4	1	1	1	0	0
Myers	0	0	----	1	0	0	0	0	0.0	0	0	0	0	0	1	0	0
Papelbon	0	0	0.00	2	0	0	0	0	4.0	2	0	0	0	0	0	2	0
Timlin	0	0	9.00	1	0	0	0	0	1.0	1	1	1	0	0	0	1	0
Wakefield	0	1	6.75	1	1	0	0	0	5.1	6	4	4	1	2	1	1	0
Wells	0	1	2.70	1	1	0	0	0	6.2	7	5	2	1	0	0	2	0
Red Sox	0	3	7.56	3	3	0	0	0	25.0	28	24	21	7	5	5	11	0
White Sox	3	0	3.00	3	3	0	0	0	27.0	25	9	9	3	0	8	14	1

RED SOX IN THE POSTSEASON, CONTINUED

2004 AMERICAN LEAGUE DIVISION SERIES

(Red Sox 3, Angels 0)

GAME 1 at ANAHEIM (Day) Tuesday, October 5

	R	H	E
Boston	1	0	0
Anaheim	0	0	0

SCHILLING (W), Embree (7), Timlin (8) and Varitek
WASHBURN (L), Shields (4), Gregg (6), Ortiz (8) and B. Molina
HR—Millar (1), Ramirez (1), Glaus (1)
T—3:04; A—44,608

GAME 2 at ANAHEIM (Night) Wednesday, October 6

	R	H	E
Boston	0	1	0
Anaheim	0	1	0

MARTINEZ (W), Timlin (8), Myers (8), Foulke (8-SV) and Varitek
Colon, RODRIGUEZ (7-L), Donnelly (9) and J. Molina, B. Molina (8)
HR—Varitek (1)
T—3:48; A—45,118

GAME 3 at BOSTON (Day) Friday, October 8

	R	H	E
Anaheim	0	0	0
Boston	0	0	0

Escobar, Shields (4), Donnelly (5), RODRIGUEZ (8-L), Washburn (10)
and B. Molina, J. Molina (7)
Arroyo, Myers (7), Timlin (7), Embree (7), Foulke (8), LOWE (10-W)
and Varitek
HR—Glaus (2), Guerrero (1), Ortiz (1)
T—4:11; A—35,547

2004 ALDS STATISTICS

Batter	AVG	G	AB	R	H	2B	3B	HR	RBI	GW	SH	SF	HB	BB	SO	SB	CS	E
Bellhorn	.091	3	11	2	1	0	0	0	0	0	0	0	0	5	4	0	0	0
Cabrera	.154	3	13	1	2	1	0	0	3	0	0	0	0	2	2	0	0	0
Damon	.467	3	15	4	7	1	0	0	0	0	0	0	0	1	2	3	0	0
Kapler	.200	2	5	2	1	0	0	0	0	0	0	0	0	0	0	0	0	0
Mientkiewicz	.500	3	4	0	2	0	0	0	1	0	0	0	0	0	0	0	0	0
Millar	.300	3	10	2	3	0	0	1	4	0	0	0	0	1	1	0	0	0
Mirabelli	---	0	0	0	0	0	0	0	0	0	0	0	0	0	0	0	0	0
Mueller	.333	3	12	3	4	0	0	0	0	0	0	0	0	1	1	0	0	0
Nixon	.250	2	8	0	2	0	0	0	2	0	0	0	0	2	1	0	0	0
Ortiz	.545	3	11	4	6	2	0	1	4	1	0	0	0	5	2	0	0	0
Ramirez	.385	3	13	3	5	2	0	1	7	2	0	2	0	1	4	0	0	0
Reese	.000	3	0	1	0	0	0	0	0	0	0	0	0	0	0	0	0	0
Roberts	.000	1	0	0	0	0	0	0	0	0	0	0	0	0	0	0	0	0
Varitek	.167	3	12	3	2	0	0	1	2	0	0	0	1	2	5	0	0	0
Youkilis	.000	1	2	0	0	0	0	0	0	0	0	0	0	0	1	0	0	0
Red Sox	.302	3	116	25	35	6	0	4	23	3	0	2	1	20	23	3	0	1
Angels	.226	3	106	12	24	3	0	4	12	0	1	0	2	11	28	1	1	3
Pitcher	W	L	ERA	G	GS	CG	SHO	SV	IP	H	R	ER	HR	HB	BB	SO	WP	
Arroyo	0	0	3.00	1	1	0	0	0	6.0	3	2	2	1	1	2	7	0	
Embree	0	0	0.00	2	0	0	0	0	1.0	0	0	0	0	0	1	0	0	
Foulke	0	0	0.00	2	0	0	0	1	3.0	2	0	0	0	0	1	5	0	
Leskanic	0	0	---	0	0	0	0	0	0.0	0	0	0	0	0	0	0	0	
Lowe	1	0	0.00	1	0	0	0	0	1.0	1	0	0	0	0	1	0	0	
Martinez	1	0	3.86	1	1	0	0	0	7.0	6	3	3	0	1	2	6	0	
Myers	0	0	27.00	2	0	0	0	0	0.1	0	1	1	0	0	1	1	0	
Schilling	1	0	2.70	1	1	0	0	0	6.2	9	3	2	2	0	2	4	0	
Timlin	0	0	9.00	3	0	0	0	0	3.0	3	3	3	1	0	1	5	0	
Wakefield	0	0	---	0	0	0	0	0	0.0	0	0	0	0	0	0	0	0	
Red Sox	3	0	3.54	3	3	0	0	1	28.0	24	12	11	4	2	11	28	0	
Angels	0	3	5.86	3	3	0	0	0	27.2	35	25	18	4	1	20	23	4	

RED SOX IN THE POSTSEASON, CONTINUED

2004 AMERICAN LEAGUE CHAMPIONSHIP SERIES

(Red Sox 4, Yankees 3)

GAME 1 at NEW YORK (Night) Tuesday, October 12

	R	H	E
Boston	0	0	0
New York	2	0	4

SCHILLING (L), Leskanic (4), Mendoza (5), Wakefield (6), Embree (7), Timlin (8), Foulke (8) and Varitek
MUSSINA (W), Sturtz (7), Gordon (8), Rivera (8-SV) and Posada
HR—Lofton (1), Varitek (1)
T—3:20; A—56,135

GAME 3 at BOSTON (Night) Saturday, October 16

	R	H	E
New York	3	0	3
Boston	0	4	2

Brown, VAZQUEZ (3-W), Quantrill (7), Gordon (9) and Posada
Arroyo, MENDOZA (3-L), Leskanic (4), Wakefield (4), Embree (7), Myers (8) and Varitek, Mirabelli (8)
HR—Matsui 2 (2), Nixon (1), Rodriguez (1), Sheffield (1), Varitek (2)
T—4:20; A—35,126

GAME 5 at BOSTON (Night) Monday, October 18

	R	H	E
New York	0	1	0
Boston	2	0	0

Mussina, Sturtz (7), Gordon (7), Rivera (8), Heredia (10), Quantrill (10), LOAIZA (11-L) and Posada
Martinez, Timlin (7), Foulke (8), Arroyo (10), Myers (11), Embree (11), WAKEFIELD (12-W) and Varitek
HR—Williams (1), Ortiz (2)
T—5:49; A—35,120

GAME 7 at NEW YORK (Night) Wednesday, October 20

	R	H	E
Boston	2	4	0
New York	0	0	1

LOWE (W), Martinez (7), Timlin (8), Embree (9) and Varitek
BROWN (L), Vazquez (2), Loaiza (4), Heredia (7), Gordon (8), Rivera (9) and Posada
HR—Ortiz (3), Damon 2 (2), Bellhorn (2)
T—3:31; A—56,129

GAME 2 at NEW YORK (Night) Wednesday, October 13

	R	H	E
Boston	0	0	0
New York	1	0	0

MARTINEZ (L), Timlin (7), Embree (7), Foulke (8) and Varitek
LIEBER (W), Gordon (8), Rivera (8-SV) and Posada
HR—Olerud (1)
T—3:15; A—56,136

GAME 4 at BOSTON (Night) Sunday, October 17

	R	H	E
New York	0	0	2
Boston	0	0	0

Hernandez, Sturtz (6), Rivera (8), Gordon (10), QUANTRILL (12-L) and Posada
Lowe, Timlin (6), Foulke (7), Embree (10), Myers (11), LESKANIC (11-W) and Varitek
HR—Rodriguez (2), Ortiz (1)
T—5:02; A—34,826

GAME 6 at NEW YORK (Night) Tuesday, October 19

	R	H	E
Boston	0	0	0
New York	0	0	0

SCHILLING (W), Arroyo (8), Foulke (9-SV) and Varitek
LIEBER (L), Heredia (8), Quantrill (8), Sturtz (9) and Posada
HR—Bellhorn (1), Williams (2)
T—3:50; A—56,128

WHO SAID IT CAN'T BE DONE?

The 2004 Red Sox became the 1st team in baseball history and just the 3rd team in the history of Major League Baseball, the NBA, and the NHL, to overcome a 3-0 deficit to win a best-of-7 postseason series when they beat the Yankees in a 7-game ALCS...Both previous instances had come in hockey... Toronto rallied past Detroit in the 1942 Stanley Cup Finals, and the Islanders turned the trick against Pittsburgh in the 2nd round of the 1975 playoffs.

2004 ALCS STATISTICS

Batter	AVG	G	AB	R	H	2B	3B	HR	RBI	GW	SH	SF	HB	BB	SO	SB	CS	E
Bellhorn	.192	7	26	3	5	2	0	2	4	1	0	0	0	5	11	0	0	0
Cabrera	.379	7	29	5	11	2	0	0	5	0	1	0	0	3	5	1	0	0
Damon	.171	7	35	5	6	0	0	2	7	1	0	0	0	2	8	2	1	0
Kapler	.333	2	3	0	1	0	0	0	0	0	0	0	0	0	0	0	0	0
Mientkiewicz	.500	4	4	0	2	1	0	0	0	0	1	0	0	0	1	0	0	0
Millar	.250	7	24	4	6	3	0	0	2	0	0	0	0	5	4	0	0	0
Mirabelli	.000	1	1	0	0	0	0	0	0	0	0	0	0	0	0	0	0	0
Mueller	.267	7	30	4	8	1	0	0	1	0	0	0	1	2	1	0	0	0
Nixon	.207	7	29	4	6	1	0	1	3	0	0	0	0	0	5	0	0	0
Ortiz	.387	7	31	6	12	0	1	3	11	2	0	0	0	4	7	0	1	0
Ramirez	.300	7	30	3	9	1	0	0	0	0	0	0	0	5	4	0	0	1
Reese	.000	3	1	0	0	0	0	0	0	0	0	0	0	0	1	0	0	0
Roberts	.000	2	0	2	0	0	0	0	0	0	0	0	0	0	1	0	0	0
Varitek	.321	7	28	5	9	1	0	2	7	0	0	1	0	2	6	0	0	0
Red Sox	.277	7	271	41	75	12	1	10	40	4	1	2	1	28	53	4	2	1
Yankees	.282	7	277	45	78	21	2	9	44	3	3	1	1	33	51	3	0	4

Pitcher	W	L	ERA	G	GS	CG	SHO	SV	IP	H	R	ER	HR	HB	BB	SO	WP
Arroyo	0	0	15.75	3	1	0	0	0	4.0	8	7	7	2	0	2	3	0
Embree	0	0	3.86	6	0	0	0	0	4.2	9	2	2	0	0	1	2	0
Foulke	0	0	0.00	5	0	0	0	0	6.0	1	0	0	0	1	6	6	0
Leskanic	1	0	10.13	3	0	0	0	0	2.2	3	3	3	1	0	3	2	0
Lowe	1	0	3.18	2	2	0	0	0	11.1	7	4	4	1	1	1	6	0
Martinez	0	1	6.23	3	2	0	0	0	13.0	14	9	9	2	3	9	14	0
Mendoza	0	1	4.50	2	0	0	0	0	2.0	2	1	1	0	2	0	1	0
Myers	0	0	7.71	3	0	0	0	0	2.1	5	2	2	1	0	1	4	0
Schilling	1	1	6.30	2	2	0	0	0	10.0	10	7	7	1	0	2	5	0
Timlin	0	0	4.76	5	0	0	0	0	5.2	10	3	3	0	0	5	2	1
Wakefield	1	0	8.59	3	0	0	0	0	7.1	9	7	7	1	0	3	6	0
Red Sox	4	3	5.87	7	7	0	0	1	69.0	78	45	45	9	7	33	51	1
Yankees	3	4	5.17	7	7	0	0	2	69.2	75	41	40	10	1	28	53	3

RED SOX FACTS - WALKING AWAY A WINNER

The Red Sox have 11 walk-off wins overall in their postseason annals, 7 in the last 6 appearances...Here's the complete list:

Game 8, 1912 World Series Larry Gardner's sac fly with 1 out in the bottom of the 10th scored Steve Yerkes and capped a 2-run rally that gave the Red Sox a 3-2 win over the New York Giants and the World Series championship in their 1st season at Fenway Park...The Sox won the Series 4 games to 3 with 1 tie.

Game 3, 1915 World Series Duffy Lewis delivered an RBI single with 1 out in the bottom of the 9th, bringing Harry Hooper home with the game-winner as the Red Sox edged the Phillies, 2-1, at Braves Field.

Game 2, 1916 World Series Pinch-hitter Del Gainer singled home Mike McNally with one out in the bottom of the 14th to give the Red Sox a 2-1 win over Brooklyn at Braves Field.

Game 6, 1975 World Series Carlton Fisk led off the bottom of the 12th with a homer off Cincinnati's Pat Darcy, giving Boston a 7-6 victory and forcing a decisive Game 7.

Game 3, 2003 AL Division Series A loss from elimination, the Red Sox lived to fight another day after pinch-hitter Trot Nixon drilled a 2-run homer off Rich Harden with 1 out in the bottom of the 11th.

Game 3, 2004 AL Division Series David Ortiz gave the Red Sox a 3-game sweep of the Angels with a 2-run homer into the Green Monster Seats with 2 outs in the bottom of the 10th lifting the Sox into the ALCS with an 8-6 win.

Game 4, 2004 AL Championship Series Down 3 games to none, the Red Sox stayed alive when David Ortiz crushed a 2-run blast to right field off the Yankees Paul Quantrill.

Game 5, 2004 AL Championship Series The Red Sox continued their quest toward the greatest comeback in baseball history when, for the 2nd night in a row, David Ortiz delivered the game-winning run in walk-off fashion...This time, facing Esteban Loaiza, Ortiz singled Johnny Damon home from 2nd with 2 outs in the bottom of the 14th for a 5-4 win.

Game 2, 2007 AL Division Series Manny Ramirez belted a 3-run, walk-off homer over the Green Monster and into the Boston night off Francisco Rodriguez in the bottom of the 9th inning to give the Red Sox a 6-3 win over the Angels.

Game 4, 2008 AL Division Series Jed Lowrie drove in Jason Bay with a 2-out, walk-off single in the bottom of the 9th inning, giving the Red Sox their 5th Division Series win in club history...It was the 23rd time in postseason history that a series was decided by a walk-off hit, the 4th time that a rookie has done so.

Game 5, 2008 AL Championship Series J.D. Drew drove in Kevin Youkilis from 2nd base with a 9th-inning, walk-off single to cap a 7-run comeback...It was the largest postseason comeback since Game 4 of the 1929 World Series, the 2nd largest in playoff history, and the largest ever for a team facing elimination.

RED SOX IN THE POSTSEASON, CONTINUED

2004 WORLD SERIES

(Red Sox 4, Cardinals 0)

GAME 1 at BOSTON (Night) Saturday, October 23

	R	H	E
St. Louis	0	1	1
Boston	4	0	3

Williams, Haren (3), Calero (7), King (7), Eldred (7), TAVAREZ (8-L) and Matheny, Molina (8)
Wakefield, Arroyo (4), Timlin (7), Embree (8), FOULKE (8-BSV, W) and Mirabelli, Varitek (7)
HR—Ortiz (1), Bellhorn (1), Walker (1)
T—4:00; A—35,035

GAME 3 at ST. LOUIS (Night) Tuesday, October 26

	R	H	E
Boston	1	0	0
St. Louis	0	0	0

MARTINEZ (W), Timlin (8), Foulke (9) and Varitek
SUPPAN (L), Reyes (5), Calero (6), King (7), Tavaraz (9) and Matheny, Molina (9)
HR—Ramirez (1), Walker (2)
T—2:58; A—52,015

GAME 2 at BOSTON (Night) Sunday, October 24

	R	H	E
St. Louis	0	0	0
Boston	2	0	0

MORRIS (L), Eldred (5), King (6), Marquis (7), Reyes (8) and Matheny
SCHILLING (W), Embree (7), Timlin (8), Foulke (8) and Varitek
HR—None
T—3:20; A—35,001

GAME 4 at ST. LOUIS (Night) Wednesday, October 27

	R	H	E
Boston	1	0	2
St. Louis	0	0	0

LOWE (W), Arroyo (8), Embree (8), Foulke (9-SV) and Varitek
MARQUIS (L), Haren (7), Isringhausen (8) and Molina, Matheny (9)
HR—Damon (1)
T—3:14; A—52,037

2004 WORLD SERIES STATISTICS

Batter	AVG	G	AB	R	H	2B	3B	HR	RBI	GW	SH	SF	HB	BB	SO	SB	CS	E	
Bellhorn	.300	4	10	3	3	1	0	1	4	2	0	0	1	5	2	0	0	1	
Cabrera	.235	4	17	3	4	1	0	0	3	0	0	0	1	3	1	0	0	0	
Damon	.286	4	21	4	6	2	1	1	2	0	0	0	0	0	1	0	0	0	
Kapler	.000	4	2	0	0	0	0	0	0	0	0	0	0	0	1	0	0	0	
Lowe	.000	1	2	0	0	0	0	0	0	0	1	0	0	0	1	0	0	0	
Martinez	.000	1	2	0	0	0	0	0	0	0	0	0	0	1	2	0	0	0	
Mientkiewicz	.000	4	1	0	0	0	0	0	0	0	0	0	0	0	0	0	0	0	
Millar	.125	4	8	2	1	1	0	0	0	0	0	0	1	2	2	0	0	1	
Mirabelli	.333	1	3	1	1	0	0	0	0	0	0	0	0	0	1	0	0	0	
Mueller	.429	4	14	3	6	2	0	0	2	0	0	0	0	4	0	0	0	3	
Nixon	.357	4	14	1	5	3	0	0	3	1	0	0	0	1	1	0	0	0	
Ortiz	.308	4	13	3	4	1	0	1	4	0	0	0	0	4	1	0	0	0	
Ramirez	.412	4	17	2	7	0	0	1	4	1	0	0	0	3	3	0	0	2	
Reese	.000	4	1	0	0	0	0	0	0	0	0	0	0	0	0	0	0	0	
Roberts	---	0	0	0	0	0	0	0	0	0	0	0	0	0	0	0	0	0	
Varitek	.154	4	13	2	2	0	1	0	2	0	0	0	1	1	4	0	0	0	
Youkilis	---	0	0	0	0	0	0	0	0	0	0	0	0	0	0	0	0	0	
Red Sox	.283	4	138	24	39	11	2	4	24	4	1	0	4	24	20	0	0	8	
Cardinals	.190	4	126	12	24	8	0	2	8	0	2	3	1	12	32	1	0	1	
Pitcher		W	L	ERA	G	GS	CG	SHO	SV	IP	H	R	ER	HR	HB	BB	SO	WP	
Arroyo		0	0	6.75	2	0	0	0	0	2.2	4	2	2	0	0	0	1	4	0
Embree		0	0	0.00	3	0	0	0	0	1.2	1	1	0	0	0	0	4	0	
Foulke		1	0	1.80	4	0	0	0	1	5.0	4	1	1	1	0	1	8	0	
Leskanic		0	0	---	0	0	0	0	0	0.0	0	0	0	0	0	0	0	0	
Lowe		1	0	0.00	1	1	0	0	0	7.0	3	0	0	0	0	1	4	1	
Martinez		1	0	0.00	1	1	0	0	0	7.0	3	0	0	0	0	2	6	0	
Myers		0	0	---	0	0	0	0	0	0.0	0	0	0	0	0	0	0	0	
Schilling		1	0	0.00	1	1	0	0	0	6.0	4	1	0	0	0	1	4	0	
Timlin		0	0	6.00	3	0	0	0	0	3.0	2	2	2	0	0	1	0	0	
Wakefield		0	0	12.27	1	1	0	0	0	3.2	3	5	5	1	1	5	2	0	
Red Sox		4	0	2.50	4	4	0	1	1	36.0	24	12	10	2	1	12	32	1	
Cardinals		0	4	6.09	4	4	0	0	0	34.0	39	24	23	4	4	24	20	0	

RED SOX IN THE POSTSEASON, CONTINUED

2003 AMERICAN LEAGUE DIVISION SERIES

(Red Sox 3, Athletics 2)

GAME 1 at OAKLAND (Night) Wednesday, October 1

	R	H	E
Boston	1	0	0
Oakland	0	0	3

Martinez, Timlin (8), Kim (9), Embree (9), Williamson (10), LOWE (11-L) and Varitek
Hudson, Rincon (7), Bradford (8), Foulke (9), HARDEN (12-W) and R. Hernandez
HR—Walker 2 (2), Varitek (1)
T—4:37; A—50,606

GAME 3 at BOSTON (Night) Saturday, October 4

	R	H	E
Oakland	0	0	0
Boston	0	1	0

Lowe, Timlin (8), WILLIAMSON (11-W) and Varitek, Mirabelli (10)
Lilly, Bradford (8), Rincon (9), Mecir (10), HARDEN (11-L) and R. Hernandez
HR—Nixon (1)
T—3:42; A—35,460

GAME 5 at OAKLAND (Night) Monday, October 6

	R	H	E
Boston	0	0	0
Oakland	0	0	0

MARTINEZ (W), Embree (8), Timlin (8), Williamson (9), Lowe (9-SV) and Varitek
ZITO (L), Lilly (7), Bradford (9), Rincon (9) and R. Hernandez
HR—Varitek (2), M. Ramirez (1)
T—3:05; A—49,397

GAME 2 at OAKLAND (Day) Thursday, October 2

	R	H	E
Boston	0	0	1
Oakland	0	5	0

WAKEFIELD (L), Embree (7), Williamson (8) and Mirabelli
ZITO (W), Bradford (8), Foulke (9) and R. Hernandez
HR—None
T—2:37; A—36,305

GAME 4 at BOSTON (Day) Sunday, October 5

	R	H	E
Oakland	0	1	0
Boston	0	0	2

Hudson, Sparks (2), Rincon (6), FOULKE (8-L) and Melhuse
Burkett, Wakefield (6), WILLIAMSON (8-W) and Varitek
HR—Damon (1), Dye (1), Walker (3)
T—3:02; A—35,048

2003 ALDS STATISTICS

Batter	AVG	G	AB	R	H	2B	3B	HR	RBI	GW	SH	SF	HB	BB	SO	SB	CS	E
Brown	.000	4	2	0	0	0	0	0	0	0	0	0	0	0	1	0	0	0
Damon	.316	5	19	2	6	2	0	1	3	0	0	0	1	2	1	2	0	0
Garciparra	.300	5	20	2	6	1	0	0	0	0	0	0	0	3	3	0	0	1
Jackson	.000	4	5	0	0	0	0	0	0	0	0	0	0	0	2	0	0	0
Kapler	.000	4	9	0	0	0	0	0	0	0	0	0	0	0	3	0	0	0
McCarthy	---	1	0	0	0	0	0	0	0	0	0	0	0	0	0	0	0	0
Millar	.238	5	21	0	5	0	0	0	0	0	0	0	2	4	0	0	0	0
Mirabelli	.500	2	4	2	2	1	0	0	0	0	0	0	0	0	1	0	0	0
Mueller	.105	5	19	0	2	1	0	0	0	0	0	0	0	3	4	0	0	0
Nixon	.200	4	10	1	2	0	0	1	2	1	0	0	0	1	3	0	0	0
Ortiz	.095	5	21	0	2	1	0	0	2	1	0	0	0	2	7	0	0	0
Ramirez	.200	5	20	2	4	0	0	1	3	1	0	0	0	3	7	0	0	0
Varitek	.286	5	14	4	4	0	0	2	2	0	0	0	0	2	2	0	0	0
Walker	.500	5	16	4	5	0	0	3	4	0	0	0	1	0	1	0	0	2
Red Sox	.211	5	180	17	38	6	0	8	16	3	0	0	2	18	39	3	0	5
Athletics	.213	5	178	18	38	8	1	1	15	2	1	0	4	21	37	3	0	5

Pitcher	W	L	ERA	G	GS	CG	SHO	SV	IP	H	R	ER	HR	HB	BB	SO	WP
Burkett	0	0	6.75	1	1	0	0	0	5.1	9	4	4	1	0	2	1	0
Embree	0	0	0.00	3	0	0	0	0	2.0	1	0	0	0	0	0	0	0
Kim	0	0	13.50	1	0	0	0	0	0.2	0	1	1	0	1	1	1	0
Lowe	0	1	0.93	3	1	0	0	1	9.2	7	2	1	0	0	7	6	0
Martinez, P.	1	0	3.86	2	2	0	0	0	14.0	13	6	6	0	1	5	9	0
Timlin	0	0	0.00	3	0	0	0	0	4.1	0	0	0	0	0	0	5	0
Wakefield	0	1	3.52	2	1	0	0	0	7.2	6	5	3	0	2	3	7	0
Williamson	2	0	0.00	5	0	0	0	0	5.0	2	0	0	0	0	3	8	0
Red Sox	3	2	2.77	5	5	0	0	1	48.2	38	18	15	1	4	21	37	0
Athletics	2	3	2.98	5	5	0	0	0	48.1	38	17	16	8	2	18	39	1

RED SOX IN THE POSTSEASON, CONTINUED

2003 AMERICAN LEAGUE CHAMPIONSHIP SERIES

(Yankees 4, Red Sox 3)

GAME 1 at NEW YORK (Night) Wednesday, October 8

							R	H	E
Boston	0	0	0	2	2	0	1	0	0
New York	0	0	0	0	0	0	2	0	0
WAKEFIELD (W), Embree (7), Timlin (8), Williamson (9-SV) and Mirabelli									
MUSSINA (L), Heredia (6), Nelson (7), White (7), Contreras (9) and Posada									
HR—Ortiz (1), Walker (1), Ramirez (1)									
T—3:20; A—56,281									

GAME 3 at BOSTON (Day) Saturday, October 11

							R	H	E
New York	0	1	1	2	0	0	0	0	0
Boston	2	0	0	0	0	0	1	0	0
CLEMENS (W), Heredia (7), Contreras (7), Rivera (8-SV) and Posada									
P. MARTINEZ (L), Timlin (8), Embree (9) and Varitek									
HR—Jeter (1)									
T—3:14; A—34,209									

GAME 5 at BOSTON (Day) Tuesday, October 14

							R	H	E
New York	0	3	0	0	0	0	0	1	0
Boston	0	0	0	1	0	0	0	1	0
WELLS (W), Rivera (8-SV) and Posada									
LOWE (L), Embree (8), Arroyo (9) and Varitek									
HR—Ramirez (2)									
T—3:04; A—34,619									

GAME 7 at NEW YORK (Night) Thursday, October 16

							R	H	E
Boston	0	3	0	1	0	0	0	1	0
New York	0	0	0	0	1	0	1	3	0
P. Martinez, Embree (8), Timlin (8), WAKEFIELD (10-L) and Varitek, Mirabelli (9)									
Clemens, Mussina (4), Heredia (7), Nelson (7), Wells (8), RIVERA (9-W) and Posada									
HR—Nixon (3), Millar (1), Ja. Giambi 2 (3), Ortiz (2), A. Boone (1)									
T—3:56; A—56,279									

GAME 2 at NEW YORK (Night) Thursday, October 9

							R	H	E
Boston	0	1	0	0	0	1	0	0	0
New York	0	2	1	0	1	0	2	0	0
LOWE (L), Sauerbeck (7), Arroyo (8) and Varitek									
PETTITTE (W), Contreras (7), Rivera (9) and Posada									
HR—N. Johnson (1), Varitek (1)									
T—3:05; A—56,295									

GAME 4 at BOSTON (Night) Monday, October 13

							R	H	E
New York	0	0	0	0	1	0	0	0	1
Boston	0	0	0	1	1	0	1	0	0
MUSSINA (L), Heredia (7), Nelson (8) and Posada									
WAKEFIELD (W), Timlin (8), Williamson (9-SV) and Mirabelli, Varitek (8)									
HR—Walker (2), Nixon (1), Sierra (1)									
T—2:49; A—34,599									

GAME 6 at NEW YORK (Day) Wednesday, October 15

							R	H	E
Boston	0	0	4	0	0	0	3	0	2
New York	1	0	0	4	1	0	0	0	0
Burkett, Arroyo (4), T. Jones (6), EMBREE (6-W), Timlin (8), Williamson (9-SV) and Varitek									
Pettitte, CONTRERAS (6-L), Heredia (7), Nelson (8), White (9) and Posada									
HR—Ja. Giambi (1), Varitek (2), Posada (1), Nixon (2)									
T—4:09; A—56,277									

2003 ALCS STATISTICS

Batter	AVG	G	AB	R	H	2B	3B	HR	RBI	GW	SH	SF	HB	BB	SO	SB	CS	E
Damon	.200	5	20	1	4	1	0	0	1	1	0	0	0	3	3	1	0	0
Garciparra	.241	7	29	2	7	0	1	0	1	0	0	0	0	2	8	0	0	1
Jackson	.333	5	3	0	1	0	0	0	1	0	0	0	0	0	1	0	1	0
Kapler	.125	3	8	0	1	0	0	0	0	0	0	0	0	0	3	0	1	0
McCarty	.000	1	1	0	0	0	0	0	0	0	0	0	0	0	1	0	0	0
Millar	.241	7	29	3	7	0	0	1	3	0	0	0	0	1	9	0	0	1
Mirabelli	.286	3	7	0	2	0	0	0	0	0	0	0	0	0	2	0	0	0
Mueller	.222	7	27	1	6	2	0	0	0	0	0	0	0	2	7	0	0	0
Nixon	.333	7	24	3	8	1	0	3	5	0	0	0	1	3	7	1	2	0
Ortiz	.269	7	26	4	7	1	0	2	6	0	0	0	1	3	8	0	0	0
Ramirez	.310	7	29	6	9	1	0	2	4	0	0	0	0	1	4	0	1	0
Varitek	.300	6	20	4	6	2	0	2	3	1	0	0	0	1	5	0	0	0
Walker	.370	7	27	5	10	1	1	2	2	1	0	0	1	1	2	0	0	0
Red Sox	.272	7	250	29	68	9	2	12	26	3	0	0	3	17	60	2	5	3
Yankees	.227	7	238	30	54	12	0	8	29	4	0	1	4	21	49	5	1	5
Pitcher	W	L	ERA	G	GS	CG	SHO	SV	IP	H	R	ER	HR	HB	BB	SO	WP	
Arroyo	0	0	2.70	3	0	0	0	0	3.1	2	1	1	1	1	1	2	5	0
Burkett	0	0	7.36	1	1	0	0	0	3.2	7	5	3	1	0	0	1	0	0
Embree	1	0	0.00	5	0	0	0	0	4.2	3	0	0	0	0	0	0	1	0
Jones, T.	0	0	0.00	1	0	0	0	0	0.1	1	0	0	0	0	0	1	1	0
Lowe	0	2	6.43	2	2	0	0	0	14.0	14	10	10	3	1	7	5	0	0
Martinez, P.	0	1	5.65	2	2	0	0	0	14.1	16	9	9	1	1	2	14	0	0
Sauerbeck	0	0	0.00	1	0	0	0	0	0.1	1	0	0	0	0	0	1	0	0
Timlin	0	0	0.00	5	0	0	0	0	5.1	1	0	0	0	0	0	2	6	0
Wakefield	2	1	2.57	3	2	0	0	0	14.0	8	5	4	2	1	6	10	0	0
Williamson	0	0	3.00	3	0	0	0	3	3.0	1	1	1	1	0	0	6	0	0
Red Sox	3	4	4.00	7	7	0	0	3	63.0	54	31	28	8	4	21	49	0	0
Yankees	4	3	3.94	7	7	0	0	2	64.0	68	29	28	12	3	17	60	3	3

RED SOX IN THE POSTSEASON, CONTINUED

1999 AMERICAN LEAGUE DIVISION SERIES

(Red Sox 3, Indians 2)

GAME 1 at CLEVELAND (Night) Wednesday, October 6

	R	H	E
Boston	0	1	0
Cleveland	0	0	0

P.Martinez, LOWE (5-L), Cormier (9), Garces (9) and Varitek
Colon, SHUEY (9-W) and S. Alomar
HR—Garciparra (1), Thome (1)
T—2:53; A—45,182

GAME 3 at BOSTON (Day) Saturday, October 9

	R	H	E
Cleveland	0	0	0
Boston	0	0	0

Burba, WRIGHT (5-L), Rincon (7), DePaula (7), S.Reed (8) and
S. Alomar
R.Martinez, LOWE (6-W), Beck (9) and Varitek
HR—Valentin (1), Daubach (1)
T—3:08; A—33,539

GAME 5 at CLEVELAND (Night) Monday, October 11

	R	H	E
Boston	2	0	5
Cleveland	3	2	3

Saberhagen, Lowe (2), P. MARTINEZ (4-W) and Varitek
Nagy, De Paula (4), SHUEY (7-L), Jackson (9) and S. Alomar
HR—O'Leary 2 (2), Thome 2 (4), Garciparra (2), Fryman (1)
T—3:12; A—45,114

GAME 2 at CLEVELAND (Day) Thursday, October 7

	R	H	E
Boston	0	0	1
Cleveland	0	0	6

SABERHAGEN (L), Wasdin (3), Wakefield (5), Gordon (7), Beck (8)
and Varitek
NAGY (W), Karsay (8), Jackson (9) and S. Alomar
HR—Baines (1), Thome (2)
T—2:47; A—45,184

GAME 4 at BOSTON (Night) Sunday, October 10

	R	H	E
Cleveland	1	1	0
Boston	2	5	3

COLON (L), Karsay (2), S. Reed (4), DePaula (5), Assenmacher (7),
Shuey (8) and S. Alomar, Diaz (7)
Mercker, GARCES (2-W), Wakefield (5), Wasdin (5), Cormier (5),
Gordon (9) and Varitek, Hatteberg (8)
HR—Valentin 2 (3), Offerman (1), Varitek (1), Cordero (1)
T—3:49; A—33,898

1999 ALDS STATISTICS

Batter	AVG	G	AB	R	H	2B	3B	HR	RBI	GW	SH	SF	HB	BB	SO	SB	CS	E
Buford	.000	1	3	0	0	0	0	0	0	0	0	0	0	0	1	0	0	0
Daubach	.250	4	16	3	4	2	0	1	3	0	0	0	0	0	7	0	0	0
Garciparra	.417	4	12	6	5	2	0	2	4	0	0	0	1	3	3	0	0	0
Hatteberg	1.000	1	1	1	1	0	0	0	0	0	0	0	0	1	0	0	0	0
Huskey	.200	2	5	0	1	0	0	0	0	0	0	0	0	0	1	0	0	0
Lewis	.375	4	16	5	6	1	0	0	2	1	0	0	1	0	2	1	0	0
Merloni	.333	3	6	1	2	0	0	0	1	0	0	0	0	1	1	0	0	1
Nixon	.214	5	14	5	3	3	0	0	6	0	0	0	0	4	5	0	0	0
Offerman	.389	5	18	4	7	1	0	1	6	0	0	0	0	7	0	0	1	0
O'Leary	.200	5	20	4	4	0	0	2	7	1	0	0	0	2	3	0	0	0
Sadler	.500	2	2	1	1	1	0	0	0	0	0	0	0	0	1	0	0	0
Stanley	.500	5	20	4	10	2	1	0	2	0	0	0	0	2	3	0	0	0
Valentin	.318	5	22	6	7	2	0	3	12	1	0	1	0	0	4	0	0	2
Varitek	.238	5	21	7	5	3	0	1	3	0	0	0	1	0	4	0	0	0
Red Sox	.318	5	176	47	56	17	1	10	47	3	0	3	3	19	35	1	1	3
Indians	.233	5	163	32	38	7	1	7	31	2	1	4	2	28	43	5	0	3
Pitcher		W	L	ERA	G	GS	CG	SHO	SV	IP	H	R	ER	HR	HB	BB	SO	WP
Beck		0	0	0.00	2	2	0	0	0	2.0	2	0	0	0	0	0	2	0
Cormier		0	0	0.00	2	0	0	0	0	4.0	2	0	0	0	0	0	1	4
Garces		1	0	3.86	2	0	0	0	0	2.1	2	1	1	0	0	3	2	0
Gordon		0	0	4.50	2	0	0	0	0	2.0	1	1	1	1	1	1	3	0
Lowe		1	1	4.32	3	0	0	0	0	8.1	6	7	4	2	1	1	7	0
Martinez, P.		1	0	0.00	2	1	0	0	0	10.0	3	0	0	0	0	4	11	0
Martinez, R.		0	0	3.18	1	1	0	0	0	5.2	5	2	2	0	0	3	6	0
Mercker		0	0	10.80	1	1	0	0	0	1.2	3	2	2	0	0	3	1	0
Saberhagen		0	1	27.00	2	2	0	0	0	3.2	9	11	11	3	0	4	2	0
Wakefield		0	0	13.50	2	0	0	0	0	2.0	3	3	3	0	0	4	4	0
Wasdin		0	0	27.00	2	0	0	0	0	1.2	2	5	5	1	0	4	1	0
Red Sox		3	2	6.02	5	5	0	0	0	43.1	38	32	29	7	2	28	43	0
Indians		2	3	9.63	5	5	0	0	0	43.0	56	47	46	10	3	19	35	2

RED SOX IN THE POSTSEASON, CONTINUED

1999 AMERICAN LEAGUE CHAMPIONSHIP SERIES

(Yankees 4, Red Sox 1)

GAME 1 at NEW YORK (Night) Wednesday, October 13

	R	H	E
Boston	3	8	3
New York	4	10	1

Mercker, Garces (5), Lowe (7), Cormier (9), BECK (10-L) and Varitek
Hernandez, RIVERA (9-W) and Posada
HR—Brosius (1), Williams (1)
T—3:39; A—57,181

GAME 3 at BOSTON (Day) Saturday, October 16

	R	H	E
New York	1	3	3
Boston	13	21	1

CLEMENS (L), Irabu (3), Stanton (7), Watson (8) and Girardi,
Posada (4)
P. MARTINEZ (W), Gordon (8), Rapp (9) and Varitek, Hatteberg (9)
HR—Valentin (1), Daubach (1), Garciaparra (1), Brosius (2)
T—3:14; A—33,190

GAME 5 at BOSTON (Night) Monday, October 18

	R	H	E
New York	6	11	1
Boston	1	5	2

HERNANDEZ (W), Stanton (8), Nelson (8), Watson (8),
Mendoza (8-SV) and Posada
MERCKER (L), Lowe (4), Cormier (7), Gordon (9) and Varitek
HR—Jeter (1), Varitek (1), Posada (1)
T—4:09; A—33,589

GAME 2 at NEW YORK (Night) Thursday, October 14

	R	H	E
Boston	2	10	0
New York	3	7	0

R. MARTINEZ (L), Gordon (7), Cormier (7) and Varitek
CONE (W), Stanton (8), Nelson (8), Watson (8), Mendoza (8),
Rivera (9-SV) and Girardi
HR—T. Martinez (1), Garciaparra (1)
T—3:46; A—57,180

GAME 4 at BOSTON (Night) Sunday, October 17

	R	H	E
New York	9	11	0
Boston	2	10	4

PETTITTE (W), Rivera (8-SV) and Girardi
SABERHAGEN (L), Lowe (7), Cormier (8), Garces (8), Beck (9)
and Varitek
HR—Strawberry (1), Ledee (1)
T—3:39; A—33,586

1999 ALCS STATISTICS

Batter	AVG	G	AB	R	H	2B	3B	HR	RBI	GW	SH	SF	HB	BB	SO	SB	CS	E	
Buford	.400	4	5	1	2	0	0	0	0	0	0	0	0	0	2	1	0	0	
Daubach	.176	5	17	2	3	1	0	1	3	0	0	0	0	1	4	0	0	0	
Garciaparra	.400	5	20	2	8	2	0	2	5	0	0	0	0	2	2	1	0	4	
Hatteberg	.000	3	1	1	1	0	0	0	0	0	0	0	0	0	1	0	0	0	
Huskey	.200	4	5	1	1	1	0	0	0	0	0	0	0	1	1	0	0	0	
Lewis	.118	5	17	2	2	1	0	0	1	0	0	0	0	1	3	1	1	1	
Merloni	—	0	0	0	0	0	0	0	0	0	0	0	0	1	0	0	0	0	
Nixon	.286	4	14	2	4	2	0	0	0	0	0	0	0	1	5	0	0	0	
Offerman	.458	5	24	4	11	0	1	0	2	0	0	0	0	1	3	1	0	2	
O'Leary	.350	5	20	2	7	3	0	0	1	0	0	0	0	2	5	0	0	0	
Sadler	—	2	0	0	0	0	0	0	0	0	0	0	0	0	0	0	0	0	
Stanley	.222	5	18	1	4	0	0	0	1	0	0	0	1	2	4	0	0	1	
Valentin	.348	5	23	3	8	2	0	1	5	1	0	0	0	2	4	0	0	0	
Varitek	.200	5	20	1	4	1	1	1	1	0	1	0	0	1	4	0	0	1	
Red Sox	.293	5	184	21	54	13	2	5	19	1	1	0	1	15	38	4	1	10	
Yankees	.239	5	176	23	42	4	1	8	21	3	2	0	1	18	44	3	1	5	
Pitcher			W	L	ERA	G	GS	CG	SHO	SV	IP	H	R	ER	HR	HB	BB	SO	WP
Beck			0	1	27.00	2	0	0	0	0	0.2	2	2	2	2	0	0	1	0
Cormier			0	0	0.00	4	0	0	0	0	3.2	3	0	0	0	0	3	4	0
Garces			0	0	12.00	2	0	0	0	0	3.0	3	5	4	0	0	1	2	0
Gordon			0	0	13.50	3	0	0	0	0	2.0	3	3	3	2	0	1	3	0
Lowe			0	0	1.42	3	0	0	0	0	6.1	6	3	1	0	0	2	7	0
Martinez, P.			1	0	0.00	1	1	0	0	0	7.0	2	0	0	0	0	2	12	0
Martinez, R.			0	0	4.05	1	1	0	0	0	6.2	6	3	3	1	0	3	5	0
Mercker			0	1	4.70	2	2	0	0	0	7.2	12	4	4	4	1	4	5	0
Rapp			0	0	0.00	1	0	0	0	0	1.0	0	0	0	0	0	1	0	0
Saberhagen			0	1	1.50	1	1	0	0	0	6.0	5	3	1	1	0	1	5	0
Red Sox			1	4	3.68	5	5	0	0	0	44.0	42	23	18	8	1	18	44	0
Yankees			4	1	3.80	5	5	0	0	0	45.0	54	21	19	5	1	15	38	0

RED SOX IN THE POSTSEASON, CONTINUED

1998 AMERICAN LEAGUE DIVISION SERIES

(Indians 3, Red Sox 1)

GAME 1 at CLEVELAND (Day) Tuesday, September 29

	R	H	E
Boston	3	0	0
Cleveland	0	0	0

P. MARTINEZ (W), Corsi (8) and Hatteberg
WRIGHT (L), D.Jones (5), S.Reed (8), Poole (8), Shuey (8),
Assenmacher (9) and S. Alomar
HR—Vaughn 2 (2), Garciaparra (1), Lofton (1), Thome (1)
T—2:16; A—45,185

GAME 3 at BOSTON (Day) Friday, October 2

	R	H	E
Cleveland	0	0	0
Boston	0	0	0

NAGY (W), M.Jackson (9-SV) and S. Alomar
SABERHAGEN (L), Corsi (8), Eckersley (9) and Hatteberg
HR—Thome (2), Lofton (2), Ramirez 2 (2), Garciaparra (2)
T—2:27; A—33,114

GAME 2 at CLEVELAND (Day) Wednesday, September 30

	R	H	E
Boston	2	0	1
Cleveland	1	5	1

WAKEFIELD (L), Wasdin (2), Lowe (4), Swindell (6), Gordon (8)
and Varitek
Gooden, BURBA (1-W), Shuey (7), Assenmacher (8), M.Jackson (8-SV)
and S. Alomar
HR—Justice (1)
T—3:25; A—45,229

GAME 4 at BOSTON (Day) Saturday, October 3

	R	H	E
Cleveland	0	0	0
Boston	0	0	0

Colon, Poole (6), S. REED (7-W), Assenmacher (8), Shuey (8),
Jackson (9-SV) and S. Alomar
Schourek, Lowe (6), GORDON (8-L) and Hatteberg
HR—Garcia (3)
T—3:00; A—33,537

1998 ALDS STATISTICS

Batter	AVG	G	AB	R	H	2B	3B	HR	RBI	GW	SH	SF	HB	BB	SO	SB	CS	E	
Benjamin	.091	4	11	1	1	0	0	0	0	0	1	0	0	1	3	0	0	0	
Bragg	.083	3	12	0	1	0	0	0	0	0	0	0	0	0	5	0	0	0	
Buford	.000	3	1	2	0	0	0	0	0	0	0	0	1	0	0	0	0	0	
Cummings	.000	3	3	0	0	0	0	0	0	0	0	0	0	0	0	0	0	0	
Garciaparra	.333	4	15	4	5	1	0	3	11	0	0	2	0	1	0	0	0	0	
Hatteberg	.111	3	9	0	1	0	0	0	0	0	0	0	0	3	1	0	0	0	
Lewis	.357	4	14	4	5	2	0	0	0	0	0	0	1	1	3	1	0	0	
Nixon	.333	2	3	0	1	0	0	0	0	0	0	0	0	1	0	0	0	0	
O'Leary	.063	4	16	0	1	0	0	0	0	0	0	0	0	1	4	0	0	0	
Sadler	.000	3	0	0	0	0	0	0	0	0	0	0	0	0	0	0	0	0	
Stanley	.267	4	15	1	4	0	0	0	0	0	0	0	0	2	5	0	0	0	
Valentin	.467	4	15	5	7	1	0	0	0	0	0	0	0	3	1	0	0	0	
Varitek	.250	1	4	0	1	0	0	0	1	0	0	0	0	0	1	0	0	0	
Vaughn	.412	4	17	3	7	2	0	2	7	1	0	0	0	1	5	0	0	0	
Red Sox	.252	4	135	20	34	6	0	5	19	1	1	2	2	14	28	1	0	0	
Indians	.206	4	126	18	26	12	0	7	17	3	0	1	3	15	26	3	1	1	
Pitcher			W	L	ERA	G	GS	CG	SHO	SV	IP	H	R	ER	HR	HB	BB	SO	WP
Corsi			0	0	0.00	2	0	0	0	0	3.0	1	0	0	0	0	1	2	0
Eckersley			0	0	9.00	1	0	0	0	0	1.0	1	1	1	1	0	0	1	0
Gordon			0	1	9.00	2	0	0	0	0	3.0	4	3	3	0	0	4	1	1
Lowe			0	0	2.08	2	0	0	0	0	4.1	3	1	1	0	1	1	2	0
Martinez			1	0	3.86	1	1	0	0	0	7.0	6	3	3	2	0	0	8	1
Saberhagen			0	1	3.86	1	1	0	0	0	7.0	4	3	3	3	0	1	7	0
Schourek			0	0	0.00	1	1	0	0	0	5.1	2	0	0	0	0	4	1	0
Swindell			0	0	0.00	1	0	0	0	0	1.1	0	0	0	0	0	1	1	0
Wakefield			0	1	33.75	1	1	0	0	0	1.1	3	5	5	0	1	2	1	0
Wasdin			0	0	10.80	1	0	0	0	0	1.2	2	2	2	1	1	1	2	0
Red Sox			1	3	4.62	4	4	0	0	0	35.0	26	18	18	7	3	15	26	2
Indians			3	1	5.00	4	4	0	0	3	36.0	34	20	20	5	2	14	28	0

RED SOX IN THE POSTSEASON, CONTINUED

1990 AMERICAN LEAGUE CHAMPIONSHIP SERIES

(Athletics 4, Red Sox 0)

GAME 1 at BOSTON (Night) Saturday, October 6

								R	H	E
Oakland	0	0	0	0	0	0	1	1	7	9
Boston	0	0	0	1	0	0	0	0	0	1

STEWART (W), Eckersley (9) and Steinbach
Clemens, ANDERSEN (7-L), Bolton (8), Gray (8), Lamp (9),
Murphy (9) and Pena
HR—Boggs (1)
T—3:26; A—35,192

GAME 3 at OAKLAND (Day) Tuesday, October 9

								R	H	E
Boston	0	1	0	0	0	0	0	0	1	8
Oakland	0	0	0	2	0	2	0	0	x	4

BODDICKER (L) and Pena
MOORE (W), Nelson (7), Honeycutt (8), Eckersley (9-SV) and Steinbach
HR—None
T—2:47; A—49,026

GAME 2 at BOSTON (Night) Sunday, October 7

								R	H	E
Oakland	0	0	0	1	0	0	1	0	2	4
Boston	0	0	1	0	0	0	0	0	0	1

WELCH (W), Honeycutt (8), Eckersley (8-SV) and Hassey
Kiecker, HARRIS (6-L), Andersen (7), Reardon (8) and Pena
HR—None
T—3:42; A—35,070

GAME 4 at OAKLAND (Day) Wednesday, October 10

								R	H	E
Boston	0	0	0	0	0	0	0	0	1	1
Oakland	0	3	0	0	0	0	0	0	x	3

CLEMENS (L), Bolton (2), Gray (5), Andersen (8) and Pena
STEWART (W), Honeycutt (9-SV) and Steinbach
HR—None
T—3:02; A—49,052

1990 ALCS STATISTICS

Batter	AVG	G	AB	R	H	2B	3B	HR	RBI	GW	SH	SF	HB	BB	SO	SB	CS	E
Barrett	.000	3	0	0	0	0	0	0	0	0	0	0	0	0	0	0	0	0
Boggs	.438	4	16	1	7	1	0	1	1	0	0	0	0	0	3	0	0	0
Brunansky	.083	4	12	0	1	0	0	0	1	0	0	1	0	1	3	0	0	0
Burks	.267	4	15	1	4	2	0	0	0	0	0	0	0	1	1	1	0	0
Evans	.231	4	13	0	3	1	0	0	0	0	0	0	0	1	3	0	0	0
Greenwell	.000	4	14	1	0	0	0	0	0	0	0	0	0	2	2	0	0	1
Heep	.000	2	2	0	0	0	0	0	0	0	0	0	0	0	0	0	0	0
Kutcher	.000	2	0	0	0	0	0	0	0	0	0	0	0	0	0	0	0	0
Marshall	.333	3	3	1	0	0	0	0	0	0	0	0	0	0	0	0	0	0
Marzano	.000	0	0	0	0	0	0	0	0	0	0	0	0	0	0	0	0	0
Pena	.214	4	14	0	3	0	0	0	0	0	0	0	0	0	0	0	0	1
Quintana	.000	4	13	0	0	0	0	0	1	0	0	1	0	1	0	0	0	0
Reed	.133	4	15	0	2	0	0	0	1	0	1	0	0	0	2	0	0	0
Rivera	.222	4	9	1	2	1	0	0	0	0	0	0	0	0	2	0	0	1
Romine	.000	0	0	0	0	0	0	0	0	0	0	0	0	0	0	0	0	0
Red Sox	.183	4	126	4	23	5	0	1	4	0	1	2	0	6	16	1	0	5
Athletics	.299	4	127	20	38	4	0	0	18	4	4	3	4	19	2	1	3	1
Pitcher	W	L	ERA	G	GS	CG	SHO	SV	IP	H	R	ER	HR	HB	BB	SO	WP	
Andersen	0	1	6.00	3	0	0	0	0	3.0	3	2	2	0	0	3	3	0	
Boddicker	0	1	2.25	1	1	1	0	0	8.0	6	4	2	0	2	3	7	0	
Bolton	0	0	0.00	2	0	0	0	0	3.0	2	0	0	0	0	2	3	0	
Clemens	0	1	3.52	2	2	0	0	0	7.2	7	3	3	0	0	5	4	1	
Gray	0	0	2.70	2	0	0	0	0	3.1	4	2	1	0	0	1	2	0	
Harris	0	1	27.00	1	0	0	0	0	0.1	3	1	1	0	0	0	0	0	
Kiecker	0	0	1.59	1	1	0	0	0	5.2	6	1	1	0	1	1	2	0	
Lamp	0	0	108.00	1	0	0	0	0	0.1	2	4	4	0	0	2	0	0	
Murphy	0	0	13.50	1	0	0	0	0	0.2	2	1	1	0	0	1	0	0	
Reardon	0	0	9.00	1	0	0	0	0	2.0	3	2	2	0	1	1	0	0	
Red Sox	0	4	4.50	4	4	1	0	0	34.0	38	20	17	0	4	19	21	1	
Athletics	4	0	1.00	4	4	0	0	3	36.0	23	4	4	1	0	6	16	0	

RED SOX IN THE POSTSEASON, CONTINUED

1988 AMERICAN LEAGUE CHAMPIONSHIP SERIES

(Athletics 4, Red Sox 0)

GAME 1 at BOSTON (Day) Wednesday, October 5

	R	H	E
Oakland	0	0	0
Boston	0	0	0

Stewart, HONEYCUTT (7-W), Eckersley (8-SV) and Steinbach, Hassey (8)

HURST (L) and Gedman

HR—Canseco (1)

T—2:44; A—34,101

GAME 3 at OAKLAND (Day) Saturday, October 8

	R	H	E
Boston	3	2	0
Oakland	0	4	2

BODDICKER (L), Gardner (3), Stanley (8) and Gedman Welch, NELSON (2-W), Young (6), Plunk (7), Honeycutt (7), Eckersley (8-SV) and Hassey

HR—Greenwell (1), McGwire (1), Lansford (1), Hassey (1), Henderson (1)

T—3:14; A—49,261

GAME 2 at BOSTON (Night) Thursday, October 6

	R	H	E
Oakland	0	0	0
Boston	0	0	0

Davis, Cadaret (7), NELSON (7-W), Eckersley (9-SV) and Hassey Clemens, Stanley (8), SMITH (8-L) and Gedman

HR—Canseco (2), Gedman (1)

T—3:14; A—32,786

GAME 4 at OAKLAND (Day) Sunday, October 9

	R	H	E
Boston	0	0	0
Oakland	1	0	1

HURST (L), Smithson (5) and Gedman

STEWART (W), Honeycutt (8), Eckersley (9-SV) and Steinbach, Hassey (9)

HR—Canseco (3)

T—2:55; A—49,406

1988 ALCS STATISTICS

Batter	AVG	G	AB	R	H	2B	3B	HR	RBI	GW	SH	SF	HB	BB	SO	SB	CS	E	
Barrett	.067	4	15	2	1	0	0	0	0	0	1	0	0	1	0	0	0	0	
Benzinger	.091	4	11	0	1	0	0	0	0	0	0	0	0	1	3	0	0	0	
Boggs	.385	4	13	2	5	0	0	0	3	0	0	2	0	3	4	0	0	0	
Burks	.235	4	17	2	4	1	0	0	1	0	0	0	0	0	3	0	0	0	
Evans	.167	4	12	1	2	1	0	0	1	0	0	0	0	3	5	0	0	0	
Gedman	.357	4	14	1	5	0	0	1	1	0	0	0	0	2	1	0	0	0	
Greenwell	.214	4	14	2	3	1	0	1	3	0	0	0	0	3	0	0	0	0	
Owen	.000	1	0	0	0	0	0	0	0	0	0	0	0	1	0	0	0	0	
Parrish	.000	4	6	0	0	0	0	0	0	0	0	0	0	0	2	0	0	0	
Reed	.273	4	11	0	3	1	0	0	0	0	1	0	1	2	1	0	0	0	
Rice	.154	4	13	0	2	0	0	0	1	0	0	0	0	2	4	0	0	0	
Romero	.000	1	0	0	0	0	0	0	0	0	0	0	0	0	0	0	0	0	
Romine	.000	2	0	1	0	0	0	0	0	0	0	0	0	0	0	0	0	0	
Red Sox	.206	4	126	11	26	4	0	2	10	0	2	2	1	18	23	0	0	1	
Athletics	.299	4	137	20	41	8	0	7	20	4	0	1	0	10	35	1	3	3	
Pitcher			W	L	ERA	G	GS	CG	SHO	SV	IP	H	R	ER	HR	HB	BB	SO	WP
Boddicker			0	1	20.25	1	1	0	0	0	2.2	8	6	6	3	0	1	2	0
Clemens			0	0	3.86	1	1	0	0	0	7.0	6	3	3	1	0	0	8	1
Gardner			0	0	5.79	1	0	0	0	0	4.2	6	3	3	0	0	2	8	0
Hurst			0	2	2.77	2	2	1	0	0	13.0	10	4	4	2	0	5	12	0
Smith			0	1	8.10	2	0	0	0	0	3.1	6	3	3	0	0	1	4	0
Smithson			0	0	0.00	1	0	0	0	0	2.1	3	0	0	0	0	0	1	0
Stanley			0	0	9.00	2	0	0	0	0	1.0	2	1	1	1	0	1	0	0
Red Sox			0	4	5.29	4	4	1	0	0	34.0	41	20	20	7	0	10	35	1
Athletics			4	0	2.00	4	4	0	0	4	36.0	26	11	8	2	1	18	23	1

RED SOX IN THE POSTSEASON, CONTINUED

1986 AMERICAN LEAGUE CHAMPIONSHIP SERIES

(Red Sox 4, Angels 3)

GAME 1 at BOSTON (Night) Tuesday, October 7

									R	H	E	
California	0	4	1	0	0	0	0	3	0	8	11	0
Boston	0	0	0	0	0	1	0	0	0	1	5	1

WITT (W) and Boone
CLEMENS (L), Sambito (8), Stanley (8) and Gedman
HR—None
T—2:52; A—32,993

GAME 2 at BOSTON (Day) Wednesday, October 8

									R	H	E
California	0	0	0	1	1	0	0	0	0	11	3
Boston	1	1	0	0	1	0	3	3	x	13	2

McCASKILL (L), Lucas (8), Corbett (8) and Boone
HURST (W) and Gedman
HR—Joyer (1), Rice (1)
T—2:47; A—32,786

GAME 3 at CALIFORNIA (Night) Friday, October 10

									R	H	E	
Boston	0	1	0	0	0	0	0	2	0	3	9	1
California	0	0	0	0	0	1	3	1	x	5	8	0

BOYD (L), Sambito (7), Schiraldi (8) and Gedman
CANDELARIA (W), Moore (8-5V) and Boone
HR—Schofield (1), Pettis (1)
T—2:48; A—64,206

GAME 4 at CALIFORNIA (Night) Saturday, October 11

								R	H	E
Boston	0	0	0	0	0	1	0	2	0	0
California	0	0	0	0	0	0	0	3	0	1

Clemens, SCHIRALDI (9-L) and Gedman
Sutton, Lucas (7), Ruhle (7), Finley (8), CORBETT (8-W) and Boone, Narron (10)
HR—DeCinces (1)
T—3:50; A—64,223

GAME 5 at CALIFORNIA (Day) Sunday, October 12

								R	H	E
Boston	0	2	0	0	0	0	0	4	0	1
California	0	0	1	0	0	2	0	1	0	0

Hurst, Stanley (7), Sambito (9), CRAWFORD (9-W), Schiraldi (11-SV) and Gedman
Witt, Lucas (9), MOORE (9-L), Finley (11) and Boone
HR—Baylor (1), Gedman (1), Henderson (1), Boone (1), Grich (1)
T—3:54; A—64,223

GAME 6 at BOSTON (Night) Tuesday, October 14

									R	H	E	
California	2	0	0	0	0	0	1	1	0	4	11	1
Boston	2	0	5	0	1	0	2	0	x	10	16	1

McCASKILL (L), Lucas (3), Corbett (4), Finley (7) and Boone, Narron (8)
BOYD (W), Stanley (8) and Gedman
HR—Downing (1)
T—3:23; A—32,998

GAME 7 at BOSTON (Night) Wednesday, October 15

									R	H	E
California	0	0	0	0	0	0	1	0	1	6	2
Boston	0	3	0	4	0	0	1	0	x	8	1

CANDELARIA (L), Sutton (4), Moore (8) and Boone
CLEMENS (W), Schiraldi (8) and Gedman
HR—Rice (2), Evans (1)
T—2:39; A—33,001

1986 ALCS STATISTICS

Batter	AVG	G	AB	R	H	2B	3B	HR	RBI	GW	SH	SF	HB	BB	SO	SB	CS	E
Armas	.125	5	16	1	2	1	0	0	0	0	0	0	0	0	2	0	0	0
Barrett	.367	7	30	4	11	2	0	0	5	1	1	0	0	2	2	0	0	0
Baylor	.346	7	26	6	9	3	0	1	2	0	0	0	2	4	5	0	0	0
Boggs	.233	7	30	3	7	1	1	0	2	0	1	0	0	4	1	0	0	2
Buckner	.214	7	28	3	6	1	0	0	3	0	0	1	0	0	2	0	0	0
Evans	.214	7	28	2	6	1	0	1	4	1	0	0	0	3	3	0	0	0
Gedman	.357	7	28	4	10	1	0	1	6	1	0	0	1	0	4	0	0	0
Greenwell	.500	2	2	0	1	0	0	0	0	0	0	0	0	0	0	0	0	0
Henderson	.111	5	9	3	1	0	0	1	4	1	0	1	0	2	2	0	0	0
Owen	.429	7	21	5	9	0	1	0	3	0	1	0	0	2	2	1	0	5
Rice	.161	7	31	8	5	1	0	2	6	0	0	0	0	1	8	0	0	0
Romero	.000	1	2	0	0	0	0	0	0	0	0	0	0	0	0	0	0	0
Stapleton	.667	4	3	2	2	0	0	0	0	0	0	0	0	1	0	0	0	0
Red Sox	.272	7	254	41	69	11	2	6	35	4	3	2	3	19	31	1	0	7
Angels	.277	7	256	30	71	11	0	7	29	3	4	2	4	20	44	1	4	8
Pitcher	W	L	ERA	G	GS	CG	SHO	SV	IP	H	R	ER	HR	HB	BB	SO	WP	
Boyd	1	1	4.61	2	2	0	0	0	13.2	17	7	7	3	1	3	8	0	
Clemens	1	1	4.37	3	3	0	0	0	22.2	22	12	11	1	2	7	17	0	
Crawford	1	0	0.00	1	0	0	0	0	1.2	1	0	0	0	0	0	2	1	
Hurst	1	0	2.40	2	2	1	0	0	15.0	18	5	4	3	0	1	8	0	
Sambito	0	0	13.50	3	0	0	0	0	0.2	1	1	1	0	0	1	0	0	
Schiraldi	0	1	1.50	4	0	0	0	1	6.0	5	2	1	0	1	3	9	0	
Stanley	0	0	3.18	3	0	0	0	0	5.2	7	3	2	0	0	3	1	0	
Red Sox	4	3	3.58	18	7	1	0	1	65.1	71	30	26	7	4	20	44	0	
Angels	3	4	3.94	22	7	1	0	1	64.0	69	41	28	6	3	19	31	1	

RED SOX IN THE POSTSEASON, CONTINUED

1986 WORLD SERIES

(Mets 4, Red Sox 3)

GAME 1 at NEW YORK (Night) Saturday, October 18

	R	H	E
Boston	0	0	0
New York	0	0	0

HURST (W), Schiraldi (9-SV) and Gedman
DARLING (L), McDowell (8) and Carter
HR—None
T—2:59; A—55,076

GAME 3 at BOSTON (Night) Tuesday, October 21

	R	H	E
New York	4	0	0
Boston	0	0	0

OJEDA (W), McDowell (2) and Carter
BOYD (L), Sambito (8), Stanley (8) and Gedman
HR—Dykstra (2)
T—2:58; A—33,595

GAME 5 at BOSTON (Night) Thursday, October 23

	R	H	E
New York	0	0	0
Boston	0	1	1

GOODEN (L), Fernandez (5) and Carter
HURST (W) and Gedman
HR—Teufel (1)
T—3:09; A—34,010

GAME 7 at NEW YORK (Night) Saturday, October 27

	R	H	E
Boston	0	3	0
New York	0	0	0

Hurst, SCHIRALDI (L-7), Sambito (7), Stanley (7), Nipper (8), Crawford (8) and Gedman
Darling, Fernandez (4), MCDOWELL (W-7), Orosco (8-SV) and Carter
HR—Gedman (2), Evans (3), Knight (1), Strawberry (3)
T—3:11; A—55,032

GAME 2 at NEW YORK (Night) Sunday, October 19

	R	H	E
Boston	0	0	3
New York	0	0	2

Clemens, CRAWFORD (5-W), Stanley (5-7) and Gedman
GOODEN (L), Aguilera (6), Orosco (7), Fernandez (9), Sisk (9) and Carter
HR—Henderson (2), Evans (2)
T—3:36; A—55,063

GAME 4 at BOSTON (Night) Wednesday, October 22

	R	H	E
New York	0	0	0
Boston	0	0	0

DARLING (W), McDowell (8), Orosco (5-8) and Carter
NIPPER (L), Crawford (7), Stanley (9) and Gedman
HR—Dykstra (3), Carter 2 (2)
T—3:22; A—33,902

GAME 6 at NEW YORK (Night) Saturday, October 25

	R	H	E
Boston	1	1	0
New York	0	0	0

Clemens, SCHIRALDI (L-8), Stanley (10) and Gedman
Ojeda, McDowell (7), Orosco (8), AGUILERA (W-9) and Carter
HR—Henderson (3)
T—4:02; A—55,078

1986 WORLD SERIES STATISTICS

Batter	AVG	G	AB	R	H	2B	3B	HR	RBI	GW	SH	SF	HB	BB	SO	SB	CS	E
Armas	.000	1	1	0	0	0	0	0	0	0	0	0	0	0	1	0	0	0
Barrett	.433	7	30	1	13	2	0	0	4	0	0	0	0	5	2	0	0	0
Baylor	.182	4	11	1	2	1	0	0	1	0	0	0	1	1	3	0	0	0
Boggs	.290	7	31	3	9	3	0	0	3	1	0	0	0	4	2	0	0	0
Buckner	.188	7	32	2	6	0	0	0	1	0	0	0	1	0	3	0	0	1
Evans	.308	7	26	4	8	2	0	2	9	0	0	0	0	4	3	0	0	1
Gedman	.200	7	30	1	6	1	0	1	1	0	0	0	0	0	10	0	0	2
Greenwell	.000	4	3	0	0	0	0	0	0	0	0	0	0	1	2	0	0	0
Henderson	.400	7	25	6	10	1	1	2	5	0	0	1	1	2	6	0	0	0
Owen	.300	7	20	2	6	0	0	0	2	1	1	1	0	5	6	0	0	0
Rice	.333	7	27	6	9	1	1	0	0	0	0	0	0	6	9	0	0	0
Romero	.000	3	1	0	0	0	0	0	0	0	0	0	0	0	0	0	0	0
Stapleton	.000	3	1	0	0	0	0	0	0	0	0	0	0	0	0	0	0	0
Boyd	---	1	0	0	0	0	0	0	0	0	0	0	0	0	0	0	0	0
Clemens	.000	2	4	1	0	0	0	0	0	0	1	0	0	0	1	0	0	0
Crawford	.000	3	1	0	0	0	0	0	0	0	0	0	0	0	0	0	0	0
Hurst	.000	3	3	0	0	0	0	0	0	0	2	0	0	0	3	0	0	0
Nipper	---	2	0	0	0	0	0	0	0	0	0	0	0	0	0	0	0	0
Sambito	---	2	0	0	0	0	0	0	0	0	0	0	0	0	0	0	0	0
Schiraldi	.000	3	1	0	0	0	0	0	0	0	0	0	0	0	1	0	0	0
Stanley	.000	5	1	0	0	0	0	0	0	0	0	0	0	0	1	0	0	0
Red Sox	.278	7	248	27	69	11	2	5	26	2	4	2	3	28	53	0	0	4
Mets	.271	7	240	32	65	6	0	7	29	3	6	2	1	21	43	7	2	5

RED SOX IN THE POSTSEASON, CONTINUED

1986 WORLD SERIES STATISTICS (CONT.)

Pitcher	W	L	ERA	G	GS	CG	SHO	SV	IP	H	R	ER	HR	HB	BB	SO	WP
Boyd	0	1	7.71	1	1	0	0	0	7.0	9	6	6	1	0	1	3	0
Clemens	0	0	3.18	2	2	0	0	0	11.1	9	5	4	0	0	6	11	0
Crawford	1	0	6.23	3	0	0	0	0	4.1	5	3	3	2	1	0	4	0
Hurst	2	0	1.96	3	3	1	0	0	23.0	18	5	5	1	0	6	17	0
Nipper	0	1	7.11	2	1	0	0	0	6.1	10	5	5	2	0	2	2	0
Sambito	0	0	27.00	2	0	0	0	0	0.1	2	1	1	0	0	2	0	1
Schiraldi	0	2	13.50	3	0	0	0	1	4.0	7	7	6	1	0	3	2	1
Stanley	0	0	0.00	5	0	0	0	1	6.1	5	0	0	0	0	1	4	1
Red Sox	3	4	4.31	7	7	1	1	2	62.2	65	32	30	7	1	21	43	3
Mets	4	3	3.29	7	7	0	0	2	63.0	69	27	23	5	3	28	53	3

1975 AMERICAN LEAGUE CHAMPIONSHIP SERIES

(Red Sox 3, Athletics 0)

GAME 1 at BOSTON (Day) Saturday, October 4

	R	H	E
Oakland	0	0	0
Boston	2	0	0

HOLTZMAN (L), Todd (7), Lindblad (7), Bosman (7), Abbott (8)
 and Tenace
 TIANT (W) and Fisk
 HR—None
 T—2:40; A—35,578

GAME 2 at BOSTON (Day) Sunday, October 5

	R	H	E
Oakland	2	0	0
Boston	0	0	0

Blue, Todd (4), FINGERS (5-L) and Fosse, Tenace (7)
 Cleveland, MORET (6-W), Drago (7-SV) and Fisk
 HR—Jackson (1), Yastrzemski (1), Petrocelli (1)
 T—2:27; A—35,578

GAME 3 at OAKLAND (Night) Tuesday, October 7

	R	H	E
Boston	0	0	0
Oakland	0	0	0

WISE (W), Drago (8-SV) and Fisk
 HOLTZMAN (L), Todd (5), Lindblad (5) and Tenace
 HR—None
 T—2:30; A—49,358

1975 ALCS STATISTICS

Batter	AVG	G	AB	R	H	2B	3B	HR	RBI	GW	SH	SF	HB	BB	SO	SB	CS	E	
Beniquez	.250	3	12	2	3	0	0	0	1	0	1	0	0	0	1	2	0	0	
Burleson	.444	3	9	2	4	2	0	0	1	0	1	0	0	1	0	0	0	1	
Cooper	.400	3	10	0	4	2	0	0	1	0	1	0	0	0	2	0	0	1	
Doyle	.273	3	11	3	3	0	0	0	2	0	1	1	0	0	1	0	0	1	
Evans	.100	3	10	1	1	1	0	0	0	0	0	0	0	1	2	0	0	0	
Fisk	.417	3	12	4	5	1	0	0	2	1	0	0	0	0	2	1	0	0	
Lynn	.364	3	11	1	4	1	0	0	3	0	1	0	0	0	0	0	0	1	
Petrocelli	.167	3	12	1	2	0	0	1	2	1	0	0	0	0	3	0	0	0	
Yastrzemski	.455	3	11	4	5	1	0	1	2	0	0	0	0	1	1	0	0	0	
Red Sox	.316	3	98	18	31	8	0	2	14	2	5	1	0	3	12	3	0	4	
Athletics	.194	3	98	7	19	6	0	1	7	0	0	0	0	9	14	0	0	6	
Pitcher			W	L	ERA	G	GS	CG	SHO	SV	IP	H	R	ER	HR	HB	BB	SO	WP
Cleveland			0	0	5.40	1	1	0	0	0	5.0	7	3	3	1	0	1	2	0
Drago			0	0	0.00	2	0	0	0	2	4.2	2	0	0	0	0	1	2	1
Moret			1	0	0.00	1	0	0	0	0	1.0	1	0	0	0	0	1	0	0
Tiant			1	0	0.00	1	1	1	0	0	9.0	3	1	0	0	0	3	8	0
Wise			1	0	2.45	1	1	0	0	0	7.1	6	3	2	0	0	3	2	0
Red Sox			3	0	1.67	3	3	1	0	2	27.0	19	7	5	1	0	9	14	0
Athletics			0	3	4.32	3	3	0	0	0	25.0	31	18	12	2	0	3	12	1

RED SOX IN THE POSTSEASON, CONTINUED

1975 WORLD SERIES

(Reds 4, Red Sox 3)

GAME 1 at BOSTON (Day) Saturday, October 11

	R	H	E
Cincinnati	0	0	0
Boston	0	0	0

GULLETT (L), Carroll (7), McEnaney (7) and Bench

TIANT (W) and Fisk

HR—None

T—2:27; A—35,205

GAME 3 at CINCINNATI (Night) Tuesday, October 14

	R	H	E
Boston	0	1	0
Cincinnati	0	0	0

Wise, Burton (5), Cleveland (5), WILLOUGHBY (7-L), Moret (10) and Fisk

Nolan, Darcy (5), Carroll (7), McEnaney (7), EASTWICK (9-W) and Bench

HR—Fisk (1), Carbo (1), Evans (1), Bench (1), Concepcion (1), Geronimo (1)

T—3:03; A—55,392

GAME 5 at CINCINNATI (Night) Thursday, October 16

	R	H	E
Boston	1	0	0
Cincinnati	0	0	0

CLEVELAND (L), Willoughby (6), Pole (8), Segui (8) and Fisk

GULLETT (W), Eastwick (9-SV) and Bench

HR—Perez 2 (2)

T—2:23; A—56,393

GAME 7 at BOSTON (Night) Wednesday, October 22

	R	H	E
Cincinnati	0	0	0
Boston	0	0	0

Gullett, Billingham (5), CARROLL (7-W), McEnaney (9-SV) and Bench

Lee, Moret (7), Willoughby (7), BURTON (9-L), Cleveland (9) and Fisk

HR—Perez (3)

T—2:52; A—35,205

GAME 2 at BOSTON (Day) Sunday, October 12

	R	H	E
Cincinnati	0	0	0
Boston	1	0	0

Billingham, Borbon (6), McEnaney (7), EASTWICK (9-W) and Bench

Lee, DRAGO (9-L) and Fisk

HR—None

T—2:38; A—35,205

GAME 4 at CINCINNATI (Night) Wednesday, October 15

	R	H	E
Boston	0	0	0
Cincinnati	2	0	0

TIANT (W) and Fisk

NORMAN (L), Borbon (4), Carroll (5), Eastwick (7) and Bench

HR—None

T—2:52; A—55,667

GAME 6 at BOSTON (Night) Tuesday, October 21

	R	H	E
Cincinnati	0	0	0
Boston	3	0	0

Nolan, Norman (3), Billingham (3), Carroll (5), Borbon (6),

Eastwick (8), McEnaney (9), DARCY (10-L) and Bench

Tiant, Moret (8), Drago (9), WISE (12-W) and Fisk

HR—Lynn (1), Geronimo (2), Carbo (2), Fisk (2)

T—4:01; A—35,205

1975 WORLD SERIES STATISTICS

Batter	AVG	G	AB	R	H	2B	3B	HR	RBI	GW	SH	SF	HB	BB	SO	SB	CS	E
Beniquez	.125	3	8	0	1	0	0	0	1	0	0	0	0	1	1	0	0	0
Burleson	.292	7	24	1	7	1	0	0	2	1	0	0	0	4	2	0	1	1
Carbo	.429	4	7	3	3	1	0	2	4	0	0	0	0	1	1	0	0	0
Cleveland	.000	3	2	0	0	0	0	0	0	0	0	0	0	0	2	0	0	0
Cooper	.053	5	19	0	1	1	0	0	1	0	0	1	0	0	3	0	0	0
Doyle	.267	7	30	3	8	1	1	0	0	1	0	0	0	2	1	0	0	3
Evans	.292	7	24	3	7	1	1	1	5	0	1	0	1	3	4	0	1	0
Fisk	.240	7	25	5	6	0	0	2	4	1	0	0	0	7	7	0	0	2
Griffin	.000	1	1	0	0	0	0	0	0	0	0	0	0	0	0	0	0	0
Lee	.167	2	6	0	1	0	0	0	0	0	0	0	0	0	3	0	0	0
Lynn	.280	7	25	3	7	1	0	1	5	0	0	1	0	3	5	0	0	0
Miller	.000	3	2	0	0	0	0	0	0	0	0	0	0	0	0	0	0	0
Montgomery	.000	1	1	0	0	0	0	0	0	0	0	0	0	0	0	0	0	0
Petrocelli	.308	7	26	3	8	1	0	0	4	0	0	0	0	3	6	0	0	0
Tiant	.250	3	8	2	2	0	0	0	0	0	1	0	0	2	4	0	0	0
Willoughby	---	3	0	0	0	0	0	0	0	0	1	0	0	0	0	0	0	0
Wise	.000	2	2	0	0	0	0	0	0	0	0	0	0	0	0	0	0	0
Yastrzinski	.310	7	29	7	9	0	0	0	4	1	0	1	0	4	1	0	0	0
Red Sox	.251	7	239	30	60	7	2	6	30	3	4	3	1	30	40	0	2	6
Reds	.242	7	244	29	59	9	3	7	29	4	2	2	2	25	30	9	2	2

RED SOX IN THE POSTSEASON, CONTINUED

1975 WORLD SERIES STATISTICS (CONT.)

Pitcher	W	L	ERA	G	GS	CG	SHO	SV	IP	H	R	ER	HR	HB	BB	SO	WP
Burton	0	1	9.00	2	0	0	0	0	1.0	1	1	1	0	0	3	0	0
Cleveland	0	1	6.75	3	1	0	0	0	6.2	7	5	5	2	0	3	5	0
Drago	0	1	2.25	2	0	0	0	0	4.0	3	1	1	0	1	1	1	0
Lee	0	0	3.14	2	2	0	0	0	14.1	12	5	5	1	0	3	7	0
Moret	0	0	0.00	3	0	0	0	0	1.2	2	0	0	0	0	3	1	0
Pole	0	0	---	1	0	0	0	0	0.0	0	1	1	0	0	2	0	0
Segui	0	0	0.00	1	0	0	0	0	1.0	0	0	0	0	0	0	0	0
Tiant	2	0	3.60	3	3	2	1	0	25.0	25	10	10	1	0	8	12	0
Willoughby	0	1	0.00	3	0	0	0	0	6.1	3	1	0	0	1	0	2	0
Wise	1	0	8.44	2	1	0	0	0	5.1	6	5	5	3	0	2	2	0
Red Sox	3	4	3.86	7	7	2	1	0	65.1	59	29	28	7	2	25	30	0
Reds	4	3	3.88	7	7	0	0	2	65.0	60	30	28	6	1	30	40	3

1967 WORLD SERIES

(Cardinals 4, Red Sox 3)

GAME 1 at BOSTON (Day) Wednesday, October 4

										R	H	E
St. Louis	0	0	1	0	0	0	1	0	0	2	10	0
Boston	0	0	1	0	0	0	0	0	0	1	6	0

B. GIBSON (W) and McCarver
SANTIAGO (L), Wyatt (8) and R. Gibson, Howard (9)
HR—Santiago (1)
T—2:22; A—34,796

GAME 2 at BOSTON (Day) Thursday, October 5

										R	H	E
St. Louis	0	0	0	0	0	0	0	0	0	0	1	1
Boston	0	0	0	1	0	1	3	0	x	5	9	0

HUGHES (L), Willis (6), Hoerner (7), Lamabe (7) and McCarver
LONBORG (W) and Howard
HR—Yastrzemski 2 (2)
T—2:24; A—35,188

GAME 3 at ST. LOUIS (Day) Saturday, October 7

										R	H	E
Boston	0	0	0	0	0	1	1	0	0	2	7	1
St. Louis	1	2	0	0	0	1	0	1	x	5	10	0

BELL (L), Waslewski (3), Stange (6), Osinski (8) and Howard
BRILES (W) and McCarver
HR—Shannon (1), Smith (1)
T—2:15; A—54,575

GAME 4 at ST. LOUIS (Day) Sunday, October 8

										R	H	E
Boston	0	0	0	0	0	0	0	0	0	0	5	0
St. Louis	4	0	2	0	0	0	0	0	x	6	9	0

SANTIAGO (L), Bell (1), Stephenson (3), Morehead (5), Brett (8)
and Howard, Ryan (5)
B. GIBSON (W) and McCarver
HR—None
T—2:05; A—54,575

GAME 5 at ST. LOUIS (Day) Monday, October 9

									R	H	E	
Boston	0	0	1	0	0	0	0	0	2	3	6	1
St. Louis	0	0	0	0	0	0	0	0	1	1	3	2

LONBORG (W) and Howard
CARLTON (L), Washburn (7), Willis (9), Lamabe (9) and McCarver
HR—Maris (1)
T—2:20; A—54,575

GAME 6 at BOSTON (Day) Wednesday, October 11

									R	H	E	
St. Louis	0	0	2	0	0	0	2	0	0	4	8	0
Boston	0	1	0	3	0	0	4	0	x	8	12	1

Hughes, Willis (4), Briles (5), LAMABE (7-L), Hoerner (7), Jaster (7),
Washburn (7), Woodeshick (8) and McCarver
Waslewski, WYATT (6-W), Bell (8-SV) and Howard
HR—Petrocelli 2 (2), Yastrzemski (3), Smith (2), Brock (1)
T—2:48; A—35,188

GAME 7 at BOSTON (Day) Thursday, October 12

										R	H	E
St. Louis	0	0	2	0	2	3	0	0	0	7	10	1
Boston	0	0	0	0	1	0	0	1	0	2	3	1

B. GIBSON (W) and McCarver
LONBORG (L), Santiago (7), Morehead (9), Osinski (9), Brett (9)
and Howard, R. Gibson (9)
HR—B. Gibson (1), Javier (1)
T—2:23; A—35,188

RED SOX IN THE POSTSEASON, CONTINUED

1967 WORLD SERIES STATISTICS

Batter	AVG	G	AB	R	H	2B	3B	HR	RBI	GW	SH	SF	HB	BB	SO	SB	CS	E
Adair	.125	5	16	0	2	0	0	0	1	0	0	1	0	0	3	1	0	0
Andrews	.308	5	13	2	4	0	0	0	1	0	2	0	0	0	1	0	0	0
Foy	.133	6	15	2	2	1	0	0	1	1	1	0	0	1	5	0	0	1
Gibson	.000	2	2	0	0	0	0	0	0	0	0	0	0	0	2	0	0	0
Harrelson	.077	4	13	0	1	0	0	0	1	1	0	0	0	1	3	0	0	0
Howard	.111	7	18	0	2	0	0	0	1	0	1	0	0	1	2	0	0	0
Jones	.389	6	18	2	7	0	0	0	1	0	0	0	0	1	3	0	0	0
Lonborg	.000	3	9	0	0	0	0	0	0	0	0	0	0	0	7	0	0	0
Petrocelli	.200	7	20	3	4	1	0	2	3	0	0	1	0	3	8	0	1	2
Ryan	.000	1	2	0	0	0	0	0	0	0	0	0	0	0	1	0	0	0
Santiago	.500	3	2	1	1	0	0	1	1	0	0	0	0	0	1	0	0	0
Scott	.231	7	26	3	6	1	1	0	0	0	0	0	0	3	6	0	0	0
Siebern	.333	3	3	0	1	0	0	0	1	0	0	0	0	0	0	0	0	0
Smith	.250	7	24	3	6	1	0	2	3	0	0	0	0	2	2	0	1	0
Tartabull	.154	7	13	1	2	0	0	0	0	0	0	0	0	1	2	0	0	0
Thomas	.000	2	2	0	0	0	0	0	0	0	0	0	0	0	1	0	0	0
Waslewski	.000	2	1	0	0	0	0	0	0	0	0	0	1	0	1	0	0	0
Yastrzemski	.400	7	25	4	10	2	0	3	5	1	0	0	1	4	1	0	1	0
Red Sox	.216	7	222	21	48	6	1	8	19	3	4	2	2	17	49	1	3	4
Cardinals	.223	7	229	25	51	11	2	5	24	4	0	2	0	17	30	7	1	4

Pitcher	W	L	ERA	G	GS	CG	SHO	SV	IP	H	R	ER	HR	HB	BB	SO	WP
Bell	0	1	5.06	3	1	0	0	1	5.1	8	3	3	1	0	1	1	0
Brett	0	0	0.00	2	0	0	0	0	1.1	0	0	0	0	0	1	1	0
Lonborg	2	1	2.63	3	3	2	1	0	24.0	14	8	7	3	0	2	11	1
Morehead	0	0	0.00	2	0	0	0	0	3.1	0	0	0	0	0	4	3	0
Osinski	0	0	6.75	2	0	0	0	0	1.1	2	1	1	0	0	0	0	0
Santiago	0	2	5.59	3	2	0	0	0	9.2	16	6	6	0	0	3	6	0
Stange	0	0	0.00	1	0	0	0	0	2.0	3	1	0	0	0	0	0	0
Stephenson	0	0	9.00	1	0	0	0	0	2.0	3	2	2	0	0	1	0	1
Waslewski	0	0	2.16	2	1	0	0	0	8.1	4	2	2	0	0	2	7	0
Wyatt	1	0	4.91	2	0	0	0	0	3.2	1	2	2	1	0	3	1	0
Red Sox	3	4	3.39	7	7	2	1	1	61.0	51	25	23	5	0	17	30	2
Cardinals	4	3	2.66	7	7	4	1	0	61.0	48	21	18	8	2	17	49	2

1946 WORLD SERIES (Cardinals 4, Red Sox 3)

GAME 1 at ST. LOUIS (Day) Sunday, October 6

							R	H	E
Boston	0	1	0	0	0	1	3	9	2
St. Louis	0	0	0	1	0	1	2	7	0
Hughson, JOHNSON (9-W) and H. Wagner, Partee (9)									
POLLET (L) and Garagiola									
HR—York (1)									
T—2:39; A—36,218									

GAME 3 at BOSTON (Day) Wednesday, October 9

							R	H	E
St. Louis	0	0	0	0	0	0	0	6	1
Boston	3	0	0	0	0	0	4	8	0
DICKSON (L), Wilks (8) and Garagiola									
FERRISS (W) and H. Wagner									
HR—York (2)									
T—1:54; A—34,500									

GAME 2 at ST. LOUIS (Day) Monday, October 7

							R	H	E
Boston	0	0	0	0	0	0	0	4	1
St. Louis	0	0	1	0	2	0	0	6	0
HARRIS (L), Dobson (8) and Partee, H. Wagner (6)									
BRECHEEN (W) and Rice									
HR—None									
T—1:56; A—35,815									

GAME 4 at BOSTON (Day) Thursday, October 10

							R	H	E
St. Louis	0	3	3	0	1	0	1	0	4
Boston	0	0	0	1	0	0	3	9	4
MUNGER (W) and Garagiola									
HUGHSON (L), Bagby (3), Zuber (6), Brown (8), Ryba (9),									
Dreisewerd (9) and H. Wagner									
HR—Slaughter (1), Doerr (1)									
T—2:31; A—35,645									

RED SOX IN THE POSTSEASON, CONTINUED

1946 WORLD SERIES (CONT.)

GAME 5 at BOSTON (Day) Friday, October 11

	R	H	E
St. Louis	0	1	0
Boston	1	1	0

Pollet, BRAZLE (L), Beazley (8) and Garagiola
DOBSON (W) and Partee
HR—Culberson (1)
T—2:23; A—35,982

GAME 6 at ST. LOUIS (Day) Sunday, October 13

	R	H	E
Boston	0	0	0
St. Louis	0	0	3

HARRIS (L), Hughson (3), Johnson (8) and Partee
BRECHEEN (W) and Rice
HR—None
T—1:56; A—35,768

GAME 7 at ST. LOUIS (Day) Tuesday, October 15

	R	H	E
Boston	1	0	0
St. Louis	0	1	0

Ferriss, Dobson (5), KLINGER (8-L), Johnson (8) and H. Wagner,
Partee (8)
Dickson, BRECHEEN (8-W) and Garagiola, Rice (8)
HR—None
T—2:17; A—36,143

1946 WORLD SERIES STATISTICS

Batter	AVG	G	AB	R	H	2B	3B	HR	RBI	GW	SH	SF	HB	BB	SO	SB	CS	E	
Bagby Jr.	.000	1	1	0	0	0	0	0	0	0	0	0	0	0	0	0	0	0	
Campbell	---	1	0	0	0	0	0	0	0	0	0	0	0	0	0	0	0	0	
Culberson	.222	5	9	1	2	0	0	1	1	0	0	0	0	1	2	1	0	0	
DiMaggio	.259	7	27	2	7	3	0	0	3	0	1	0	0	2	2	0	0	0	
Dobson	.000	3	3	0	0	0	0	0	0	0	1	0	0	0	2	0	0	0	
Doerr	.409	6	22	1	9	1	0	1	3	0	0	0	0	2	2	0	0	0	
Ferriss	.000	2	6	0	0	0	0	0	0	0	0	0	0	0	1	0	0	0	
Gutteridge	.400	3	5	1	2	0	0	0	1	1	0	0	0	0	0	0	0	0	
Harris	.333	2	3	0	1	0	0	0	0	0	0	0	0	0	1	0	0	0	
Higgins	.208	7	24	1	5	1	0	0	2	0	0	0	0	2	0	0	0	2	
Hughson	.333	3	3	0	1	0	0	0	0	0	0	0	0	1	0	0	0	1	
Johnson	.000	3	1	0	0	0	0	0	0	0	0	0	0	0	0	0	0	0	
McBride	.167	5	12	0	2	0	0	0	1	0	0	0	0	0	1	0	0	1	
Metkovich	.500	2	2	1	1	1	0	0	0	0	0	0	0	0	0	0	0	0	
Moses	.417	4	12	1	5	0	0	0	0	0	0	0	0	1	2	0	0	0	
Partee	.100	5	10	1	1	0	0	0	1	0	0	0	0	1	2	0	0	0	
Pesky	.233	7	30	2	7	0	0	0	0	0	0	0	0	1	3	1	1	4	
Russell	1.000	2	2	1	2	0	0	0	0	0	0	0	0	0	0	0	0	0	
Wagner	.000	5	13	0	0	0	0	0	0	0	1	0	0	0	1	0	0	0	
Williams	.200	7	25	2	5	0	0	0	1	0	0	0	0	5	5	0	0	0	
York	.261	7	23	6	6	1	1	2	5	2	0	0	1	6	4	0	0	1	
Red Sox	.240	7	233	20	56	7	1	4	18	3	3	0	1	22	28	2	1	10	
Cardinals	.259	7	232	28	60	19	2	1	27	4	8	0	2	19	30	3	3	4	
Pitcher			W	L	ERA	G	GS	CG	SHO	SV	IP	H	R	ER	HR	HB	BB	SO	WP
Bagby Jr.			0	0	3.00	1	0	0	0	0	3.0	6	1	1	0	0	1	1	0
Brown			0	0	27.00	1	0	0	0	0	1.0	4	3	3	0	0	1	0	0
Dobson			1	0	0.00	3	1	1	0	0	12.2	4	3	0	0	1	3	10	0
Dreisewerd			0	0	0.00	1	0	0	0	0	0.1	0	0	0	0	0	0	0	0
Ferriss			1	0	2.03	2	2	1	1	0	13.1	13	3	3	0	0	2	4	0
Harris			0	2	3.72	2	2	0	0	0	9.2	11	6	4	0	0	4	5	0
Hughson			0	1	3.14	3	2	0	0	0	14.1	14	8	5	1	1	3	8	0
Johnson			1	0	2.70	3	0	0	0	0	3.1	1	1	1	0	0	2	1	0
Klinger			0	1	13.50	1	0	0	0	0	0.2	2	1	1	0	0	1	0	0
Ryba			0	0	13.50	1	0	0	0	0	0.2	2	1	1	0	0	1	0	0
Zuber			0	0	4.50	1	0	0	0	0	2.0	3	1	1	0	0	1	1	0
Red Sox			3	4	2.95	7	7	2	1	0	61.0	60	28	20	1	2	19	30	0
Cardinals			4	3	2.32	7	7	4	1	0	62.0	56	20	16	4	1	22	28	1

RED SOX IN THE POSTSEASON, CONTINUED

1918 WORLD SERIES

(Red Sox 4, Cubs 2)

GAME 1 at CHICAGO (Day) Thursday, September 5

							R	H	E
Boston	0	0	0	1	0	0	0	5	0
Chicago	0	0	0	0	0	0	0	6	0

RUTH (W) and Agnew
VAUGHN (L) and Killefer
HR—None
T—1:50; A—19,274

GAME 2 at CHICAGO (Day) Friday, September 6

							R	H	E
Boston	0	0	0	0	0	0	0	6	1
Chicago	0	3	0	0	0	0	0	7	0

BUSH (L) and Agnew, Schang (8)
TYLER (W) and Killefer
HR—None
T—1:58; A—20,040

GAME 3 at CHICAGO (Day) Saturday, September 7

							R	H	E
Boston	0	0	0	2	0	0	0	7	0
Chicago	0	0	0	0	1	0	0	7	1

MAYS (W) and Schang
VAUGHN (L) and Killefer
HR—None
T—1:57 A—27,054

GAME 4 at BOSTON (Day) Monday, September 9

							R	H	E
Chicago	0	0	0	0	0	0	2	7	1
Boston	0	0	0	2	0	0	0	4	0

Tyler, DOUGLAS (8-L) and Killefer
RUTH (W), Bush (9-SV) and Agnew, Schang (8)
HR—None
T—1:50; A—22,183

GAME 5 at BOSTON (Day) Tuesday, September 10

							R	H	E
Chicago	0	0	1	0	0	0	0	7	0
Boston	0	0	0	0	0	0	0	5	0

VAUGHN (W) and Killefer
JONES (L) and Agnew, Schang (9)
HR—None
T—1:42; A—24,694

GAME 6 at BOSTON (Day) Wednesday, September 11

							R	H	E
Chicago	0	0	0	1	0	0	0	3	2
Boston	0	0	2	0	0	0	0	5	0

TYLER (L), Hendrix (8) and Killefer, O'Farrell (8)
MAYS (W) and Schang
HR—None
T—1:46; A—15,238

1918 WORLD SERIES STATISTICS

Batter	AVG	G	AB	R	H	2B	3B	HR	RBI	GW	SH	SF	HB	BB	SO	SB	CS	E
Agnew	.000	4	9	0	0	0	0	0	0	0	0	0	0	0	0	0	0	0
Bush	.000	2	2	0	0	0	0	0	0	0	0	0	0	1	0	0	0	0
Dubuc	.000	1	1	0	0	0	0	0	0	0	0	0	0	0	1	0	0	0
Hooper	.200	6	20	0	4	0	0	0	0	0	2	0	0	2	2	0	2	0
Jones	.000	1	1	0	0	0	0	0	0	0	0	0	0	1	0	0	0	0
Mays	.200	2	5	1	1	0	0	0	0	0	0	0	0	1	0	0	0	0
McInnis	.250	6	20	2	5	0	0	0	1	1	1	0	0	1	1	0	0	0
Miller	.000	1	1	0	0	0	0	0	0	0	0	0	0	0	0	0	0	0
Ruth	.200	3	5	0	1	0	1	0	2	0	1	0	0	0	2	0	0	0
Schang	.444	5	9	1	4	0	0	0	1	1	0	0	0	2	3	1	1	0
Scott	.100	6	20	0	2	0	0	0	1	0	1	0	0	1	1	0	0	0
Shean	.211	6	19	2	4	1	0	0	0	0	1	0	0	4	3	1	0	0
Strunk	.174	6	23	1	4	1	1	0	0	0	1	0	0	0	5	0	1	0
Thomas	.118	6	17	0	2	0	0	0	0	0	1	0	0	1	2	0	0	0
Whiteman	.250	6	20	2	5	0	1	0	1	0	0	0	1	2	1	1	0	1
Red Sox	.186	6	172	9	32	2	3	0	6	2	8	0	1	16	21	3	4	1
Cubs	.210	6	176	10	37	5	1	0	10	2	4	0	2	18	14	3	5	5
Pitcher		W	L	ERA	G	GS	CG	SHO	SV	IP	H	R	ER	HR	HB	BB	SO	WP
Bush		0	1	3.00	2	1	1	0	1	9.0	7	3	3	0	0	3	0	0
Jones		0	1	3.00	1	1	1	0	0	9.0	7	3	3	0	0	5	5	0
Mays		2	0	1.00	2	2	2	0	0	18.0	10	2	2	0	1	3	5	0
Ruth		2	0	1.06	2	2	1	1	0	17.0	13	2	2	0	1	7	4	1
Red Sox		4	2	1.70	6	6	5	1	1	53.0	37	10	10	0	2	18	14	1
Cubs		2	4	1.04	6	6	4	1	0	52.0	32	9	6	0	1	16	21	0

RED SOX IN THE POSTSEASON, CONTINUED

1916 WORLD SERIES

(Red Sox 4, Brooklyn Robins 1)

GAME 1 at BOSTON, Braves Field (Day) Saturday, October 7

										R	H	E
Brooklyn	0	0	0	1	0	0	0	4		5	10	4
Boston	0	0	1	0	1	0	3	1	x	6	8	1

MARQUARD (L), Pfeffer (8) and Meyers
SHORE (W), Mays (9) and Cady, Thomas (9)
HR—None
T—2:16; A—36,117

GAME 2 at BOSTON, Braves Field (Day) Monday, October 9

											R	H	E
Brooklyn	1	0	0	0	0	0	0	0	0	0	1	6	2
Boston	0	0	1	0	0	0	0	0	0	0	2	7	1

S.SMITH (L) and Meyers
RUTH (W) and Thomas
HR—Myers (1)
T—2:32; A—41,373

GAME 3 at BROOKLYN (Day) Tuesday, October 10

										R	H	E
Boston	0	0	0	0	2	1	0	0		3	7	1
Brooklyn	0	0	1	1	2	0	0	0	x	4	10	0

MAYS (L), Foster (6) and Thomas
COOMBS (W), Pfeffer (7) and Miller
HR—Gardner (1)
T—2:01; A—21,087

GAME 4 at BROOKLYN (Day) Wednesday, October 11

											R	H	E
Boston	0	3	0	1	1	0	1	0	0	0	6	10	1
Brooklyn	2	0	0	0	0	0	0	0	0	0	2	5	4

LEONARD (W) and Carrigan
MARQUARD (L), Cheney (5), Rucker (8) and Meyers
HR—Gardner (2)
T—2:30; A—21,662

GAME 5 at BOSTON, Braves Field (Day) Thursday, October 12

										R	H	E
Brooklyn	0	1	0	0	0	0	0	0		1	3	3
Boston	0	1	2	0	1	0	0	0	x	4	7	2

PFEFFER (L), Dell (8) and Meyers
SHORE (W) and Cady
HR—None
T—1:43; A—42,620

1916 WORLD SERIES STATISTICS

Batter	AVG	G	AB	R	H	2B	3B	HR	RBI	GW	SH	SF	HB	BB	SO	SB	CS	E	
Cady	.250	2	4	1	1	0	0	0	0	0	0	0	0	3	0	0	0	0	
Carrigan	.667	1	3	0	2	0	0	0	1	0	1	0	0	0	1	0	1	0	
Foster	.000	1	1	0	0	0	0	0	0	0	0	0	0	0	1	0	0	0	
Gainer	1.000	1	1	0	1	0	0	0	1	1	0	0	0	0	0	0	0	0	
Gardner	.176	5	17	2	3	0	0	2	6	1	1	1	0	0	2	0	0	2	
Henriksen	---	1	0	1	0	0	0	0	0	0	0	0	0	1	0	0	0	0	
Hoblitzell	.235	5	17	3	4	1	1	0	2	0	0	0	0	6	0	0	0	0	
Hooper	.333	5	21	6	7	1	1	0	1	0	0	0	0	3	1	1	2	0	
Janvrin	.217	5	23	2	5	3	0	0	1	0	1	0	0	0	6	0	1	2	
Leonard	.000	1	3	0	0	0	0	0	0	0	0	0	0	1	3	0	0	0	
Lewis	.353	5	17	3	6	2	1	0	1	0	4	0	0	2	1	0	0	0	
Mays	.000	2	1	0	0	0	0	0	0	0	0	0	0	0	1	0	0	0	
McNally	---	1	0	1	0	0	0	0	0	0	0	0	0	0	0	0	0	0	
Ruth	.000	1	5	0	0	0	0	0	1	0	0	0	0	0	2	0	0	0	
Scott	.125	5	16	1	2	0	1	0	1	0	1	1	0	1	1	0	0	2	
Shore	.000	2	7	0	0	0	0	0	0	0	0	0	0	0	2	0	0	0	
Shorten	.571	2	7	0	4	0	0	0	2	0	1	0	0	0	1	0	2	0	
Thomas	.143	3	7	0	1	0	1	0	0	0	1	0	0	0	1	0	0	0	
Walker	.273	3	11	1	3	0	1	0	1	1	0	0	0	1	2	0	1	0	
Walsh	.000	1	3	0	0	0	0	0	0	0	0	0	0	0	0	0	0	0	
Red Sox	.238	5	164	21	39	7	6	2	18	3	10	2	0	18	25	1	7	6	
Robins	.200	5	170	13	34	2	5	1	11	1	6	0	2	14	19	1	3	13	
Pitcher			W	L	ERA	G	GS	CG	SHO	SV	IP	H	R	ER	HR	HB	BB	SO	WP
Foster			0	0	0.00	1	0	0	0	0	3.0	3	0	0	0	0	0	1	0
Leonard			1	0	1.00	1	1	1	0	0	9.0	5	2	1	0	0	4	3	1
Mays			0	1	5.06	2	1	0	0	1	5.1	8	4	3	0	1	3	2	0
Ruth			1	0	0.64	1	1	1	0	0	14.0	6	1	1	1	0	3	4	0
Shore			2	0	1.53	2	2	1	0	0	17.2	12	6	3	0	1	4	9	0
Red Sox			4	1	1.47	5	5	3	0	1	49.0	34	13	8	1	2	14	19	1
Robins			1	4	2.85	5	5	1	0	1	47.1	39	21	15	2	0	18	25	2

RED SOX IN THE POSTSEASON, CONTINUED

1915 WORLD SERIES

(Red Sox 4, Phillies 1)

GAME 1 at PHILADELPHIA (Day) Friday, October 8

								R	H	E
Boston	0	0	0	0	0	0	1	0	8	1
Philadelphia	0	0	0	1	0	0	2	x	3	5

SHORE (L) and Cady
ALEXANDER (W) and Burns
HR—None
T—1:58; A—19,343

GAME 2 at PHILADELPHIA (Day) Saturday, October 9

								R	H	E
Boston	1	0	0	0	0	0	0	0	2	10
Philadelphia	0	0	0	0	1	0	0	0	1	3

FOSTER (W) and Thomas, Cady (7)
MAYER (L) and Burns
HR—None
T—2:05; A—20,306

GAME 3 at BOSTON, Braves Field (Day) Monday, October 11

								R	H	E
Philadelphia	0	0	1	0	0	0	0	0	1	3
Boston	0	0	0	1	0	0	0	0	2	6

ALEXANDER (L) and Burns
LEONARD (W) and Carrigan
HR—None
T—1:48; A—42,300

GAME 4 at BOSTON, Braves Field (Day) Tuesday, October 12

								R	H	E
Philadelphia	0	0	0	0	0	0	0	1	7	0
Boston	0	0	1	0	0	1	0	0	2	8

CHALMERS (L) and Burns
SHORE (W) and Cady
HR—None
T—2:05; A—41,096

GAME 5 at PHILADELPHIA (Day) Wednesday, October 13

								R	H	E
Boston	0	1	1	0	0	0	0	2	5	10
Philadelphia	2	0	0	2	0	0	0	0	4	9

FOSTER (W) and Thomas, Cady (6)
Mayer, RIXEY (3-L) and Burns
HR—Hooper 2 (2), Lewis (1), Luderus (1)
T—2:15; A—20,306

1915 WORLD SERIES STATISTICS

Batter	AVG	G	AB	R	H	2B	3B	HR	RBI	GW	SH	SF	HB	BB	SO	SB	CS	E	
Barry	.176	5	17	1	3	0	0	0	1	0	0	0	0	1	2	0	0	1	
Cady	.333	4	6	0	2	0	0	0	0	0	1	0	0	1	2	0	0	0	
Carrigan	.000	1	2	0	0	0	0	0	0	0	0	0	0	1	1	0	0	0	
Foster	.500	2	8	0	4	1	0	0	1	1	0	0	0	0	2	0	0	0	
Gainer	.333	1	3	1	1	0	0	0	0	0	0	0	0	0	0	0	0	0	
Gardner	.235	5	17	2	4	0	1	0	0	0	1	0	0	1	0	0	0	0	
Henriksen	.000	2	2	0	0	0	0	0	0	0	0	0	0	0	0	0	0	0	
Hoblitzell	.313	5	16	1	5	0	0	0	1	0	0	1	0	0	1	1	1	1	
Hooper	.350	5	20	4	7	0	0	2	3	2	0	0	1	2	4	0	0	1	
Janvrin	.000	1	1	0	0	0	0	0	0	0	0	0	0	0	0	0	0	0	
Leonard	.000	1	3	0	0	0	0	0	0	0	0	0	0	0	2	0	0	0	
Lewis	.444	5	18	1	8	1	0	1	5	1	1	0	0	1	4	0	1	0	
Ruth	.000	1	1	0	0	0	0	0	0	0	0	0	0	0	0	0	0	0	
Scott	.056	5	18	0	1	0	0	0	0	0	2	0	0	0	3	0	0	0	
Shore	.200	2	5	0	1	0	0	0	0	0	1	0	0	0	3	0	0	1	
Speaker	.294	5	17	2	5	0	1	0	0	0	0	0	0	4	1	0	3	0	
Thomas	.200	2	5	0	1	0	0	0	0	0	0	0	0	0	0	0	0	0	
Red Sox	.264	5	159	12	42	2	2	3	11	4	6	1	1	11	25	1	5	4	
Phillies	.182	5	148	10	27	4	1	1	9	1	5	0	2	10	25	2	6	3	
Pitcher			W	L	ERA	G	GS	CG	SHO	SV	IP	H	R	ER	HR	HB	BB	SO	WP
Foster			2	0	2.00	2	2	2	0	0	18.0	12	5	4	1	2	2	13	0
Leonard			1	0	1.00	1	1	1	0	0	9.0	3	1	1	0	0	0	6	0
Shore			1	1	2.12	2	2	2	0	0	17.0	12	4	4	0	0	8	6	0
Red Sox			4	1	1.84	5	5	5	0	0	44.0	27	10	9	1	2	10	25	0
Phillies			1	4	2.27	5	5	4	0	0	43.2	42	12	11	3	1	11	25	0

RED SOX IN THE POSTSEASON, CONTINUED

1912 WORLD SERIES

(Red Sox 4, New York Giants 3)

GAME 1 at NEW YORK (Day) Tuesday, October 8

										R	H	E
Boston	0	0	0	0	0	1	3	0	0	4	6	1
New York	0	0	2	0	0	0	0	0	1	3	8	1

WOOD (W) and Cady
TESREAU (L), Crandall (8) and Meyers
HR—None
T—2:10; A—35,730

GAME 3 at BOSTON, Fenway Park (Day) Thursday, October 10

									R	H	E
New York	0	1	0	0	1	0	0	0	2	7	1
Boston	0	0	0	0	0	0	0	1	1	7	0

MARQUARD (W) and Meyers
O'BRIEN (L), Bedient (9) and Carrigan, Cady (9)
HR—None
T—2:16; A—34,624

GAME 5 at BOSTON, Fenway Park (Day) Saturday, October 12

										R	H	E
New York	0	0	0	0	0	0	1	0	0	1	3	1
Boston	0	0	2	0	0	0	0	0	x	2	5	1

MATHEWSON (L) and Meyers
BEDIENT (W) and Cady
HR—None
T—1:43; A—34,683

GAME 7 at BOSTON, Fenway Park (Day) Tuesday, October 15

										R	H	E
New York	6	1	0	0	0	2	1	0	1	11	16	4
Boston	0	1	0	0	0	0	2	1	0	4	9	3

TESREAU (W) and Meyers, Wilson (7)
WOOD (L), Hall (2) and Cady
HR—Doyle (1), Gardner (1)
T—2:21; A—32,694

GAME 2 at BOSTON, Fenway Park (Day) Wednesday, October 9

									R	H	E
New York	0	1	0	1	0	0	0	3	0	1	0
Boston	3	0	0	0	1	0	0	1	0	1	0

Mathewson and Meyers, Wilson (10)
Collins, Hall (8), Bedient (11) and Carrigan
HR—None
T—2:38; A—30,148 (Game called at end of 11th inning due to darkness)

GAME 4 at NEW YORK (Day) Friday, October 11

									R	H	E	
Boston	0	1	0	1	0	0	0	0	1	3	8	1
New York	0	0	0	0	0	0	1	0	0	1	9	1

WOOD (W) and Cady
TESREAU (L), Ames (8) and Meyers
HR—None
T—2:06; A—36,502

GAME 6 at NEW YORK (Day) Monday, October 14

										R	H	E
Boston	0	2	0	0	0	0	0	0	0	2	7	2
New York	5	0	0	0	0	0	0	0	x	5	11	2

O'BRIEN (L), Collins (2) and Cady
MARQUARD (W) and Meyers
HR—None
T—1:58; A—30,622

GAME 8 at BOSTON, Fenway Park (Day) Wednesday, October 16

									R	H	E
New York	0	0	1	0	0	0	0	0	2	9	2
Boston	0	0	0	0	0	0	1	0	3	8	5

MATHEWSON (L) and Meyers
Bedient, WOOD (8-W) and Cady
HR—None
T—2:39; A—17,034

1912 WORLD SERIES STATISTICS

Batter	AVG	G	AB	R	H	2B	3B	HR	RBI	GW	SH	SF	HB	BB	SO	SB	CS	E
Ball	.000	1	1	0	0	0	0	0	0	0	0	0	0	0	1	0	0	0
Bedient	.000	4	6	0	0	0	0	0	0	0	0	0	0	0	0	0	0	0
Cady	.136	7	22	1	3	0	0	0	0	1	0	1	0	0	3	0	0	1
Carrigan	.000	2	7	0	0	0	0	0	0	0	0	0	0	0	0	0	0	0
Collins	.000	2	5	0	0	0	0	0	0	0	0	0	0	0	2	0	0	0
Engle	.333	3	3	1	1	1	0	0	2	0	0	0	0	0	0	0	0	0
Gardner	.179	8	28	4	5	2	1	1	5	1	2	1	1	2	5	0	0	4
Hall	.750	2	4	0	3	1	0	0	0	0	0	0	0	1	0	0	0	1
Henriksen	1.000	2	1	0	1	1	0	0	1	0	0	0	0	0	0	0	0	0
Hooper	.290	8	31	3	9	2	1	0	2	0	1	1	0	4	4	2	1	0
Lewis	.188	8	32	4	6	3	0	0	1	0	0	0	0	2	2	0	0	1
O'Brien	.000	2	2	0	0	0	0	0	0	0	0	0	0	0	2	0	0	0
Speaker	.300	8	30	4	9	1	2	0	2	0	0	0	0	4	2	1	1	2
Stahl	.250	8	32	3	8	2	0	0	2	0	1	0	0	0	6	2	2	1
Wagner	.167	8	30	1	5	1	0	0	0	0	0	0	0	3	6	1	0	3
Wood	.286	4	7	1	2	0	0	0	1	0	0	0	0	1	0	0	0	0
Yerkes	.250	8	32	3	8	0	2	0	4	2	1	0	0	2	3	0	0	1
Red Sox	.220	8	273	25	60	14	6	1	21	3	6	2	1	19	36	6	4	14
Giants	.270	8	274	31	74	14	4	1	25	2	4	3	3	22	39	12	10	16

RED SOX IN THE POSTSEASON, CONTINUED

1912 WORLD SERIES STATISTICS (CONT.)

Pitcher	W	L	ERA	G	GS	CG	SHO	SV	IP	H	R	ER	HR	HB	BB	SO	WP
Bedient	1	0	0.50	4	2	1	0	0	18.0	10	2	1	0	2	7	7	0
Collins	0	0	1.88	2	1	0	0	0	14.1	14	5	3	0	0	0	6	0
Hall	0	0	3.38	2	0	0	0	0	10.2	11	6	4	1	0	9	1	0
O'Brien	0	2	5.00	2	2	0	0	0	9.0	12	7	5	0	0	3	4	0
Wood	3	1	3.68	4	3	2	0	0	22.0	27	11	9	0	1	3	21	0
Red Sox	4	3	2.68	8	8	3	0	0	74.0	74	31	22	1	3	22	39	0
Giants	3	4	1.71	8	8	6	0	0	73.2	60	25	14	1	1	19	36	3

1903 WORLD SERIES

(Boston Americans 5, Pirates 3)

GAME 1

at BOSTON, Huntington Ave. Grounds (Day)
Thursday, October 1

							R	H	E
Pittsburg	4	0	1	1	0	0	1	0	4
Boston	0	0	0	0	0	0	3	6	2

PHILLIPPE (W) and Phelps

YOUNG (L) and Criger

HR—Sebring (1)

T—1:55; A—16,242

GAME 3

at BOSTON, Huntington Ave. Grounds (Day)
Saturday, October 3

							R	H	E
Pittsburg	0	1	2	0	0	0	4	7	0
Boston	0	0	0	1	0	0	2	4	2

PHILLIPPE (W) and Phelps

HUGHES (L), Young (3) and Criger

HR—None

T—1:50; A—18,801

GAME 5

at PITTSBURG (Day)
Wednesday, October 7

							R	H	E
Boston	0	0	0	0	0	6	11	14	2
Pittsburg	0	0	0	0	0	0	2	6	4

YOUNG (W) and Criger

KENNEDY (L), Thompson (8) and Phelps

HR—None

T—2:00; A—12,322

GAME 7

at PITTSBURG (Day)
Saturday, October 10

							R	H	E
Boston	2	0	0	2	0	2	7	10	4
Pittsburg	0	0	0	1	0	1	3	12	3

PHILLIPPE (L) and Phelps

YOUNG (W) and Criger

HR—None

T—1:45; A—17,038

GAME 2

at BOSTON, Huntington Ave. Grounds (Day)
Friday, October 2

							R	H	E
Pittsburg	0	0	0	0	0	0	0	3	2
Boston	2	0	0	0	0	1	0	9	0

LEEVEER (L), Veil (2) and Smith

Dinneen (W) and Criger

HR—Dougherty 2 (2)

T—1:47; A—9,415

GAME 4

at PITTSBURG (Day)
Tuesday, October 6

							R	H	E
Boston	0	0	0	0	1	0	4	9	1
Pittsburg	1	0	0	0	1	0	5	12	1

Dinneen (L) and Criger

PHILLIPPE (W) and Phelps

HR—None

T—1:30; A—7,600

GAME 6

at PITTSBURG (Day)
Thursday, October 8

							R	H	E
Boston	0	0	3	0	2	0	6	10	1
Pittsburg	0	0	0	0	0	0	3	10	3

DINNEEN (W) and Criger

LEEVEER (L) and Phelps

HR—None

T—2:02; A—11,556

GAME 8

at BOSTON, Huntington Ave. Grounds (Day)
Tuesday, October 13

							R	H	E
Pittsburg	0	0	0	0	0	0	0	4	3
Boston	0	0	0	2	0	1	0	8	0

PHILLIPPE (L) and Phelps

Dinneen (W) and Criger

HR—None

T—1:35; A—7,455

RED SOX IN THE POSTSEASON, CONTINUED

1903 WORLD SERIES STATISTICS

Batter	AVG	G	AB	R	H	2B	3B	HR	RBI	GW	SH	SF	HB	BB	SO	SB	CS	E
Collins	.250	8	36	5	9	1	2	0	1	1	0	0	0	1	1	3	0	1
Criger	.231	8	26	1	6	0	0	0	4	0	1	0	0	2	3	0	0	3
Dinneen	.182	4	11	1	2	0	0	0	0	0	1	0	0	2	2	0	0	0
Dougherty	.235	8	34	3	8	0	2	2	5	1	0	0	1	2	6	0	0	1
Farrell	.000	2	2	0	0	0	0	0	1	0	0	0	0	0	0	0	0	0
Ferris	.290	8	31	3	9	0	1	0	5	1	1	0	1	0	6	0	0	2
Freeman	.281	8	32	6	9	0	3	0	4	0	0	0	0	2	2	0	1	0
LaChance	.222	8	27	5	6	2	1	0	4	1	3	0	0	3	2	0	0	3
O'Brien	.000	2	2	0	0	0	0	0	0	0	0	0	0	0	1	0	0	0
Parent	.281	8	32	8	9	0	3	0	4	0	0	0	1	1	1	0	0	3
Stahl	.303	8	33	6	10	1	3	0	3	1	0	0	0	1	2	2	1	0
Young	.133	4	15	1	2	0	1	0	3	0	0	0	0	0	3	0	0	1
Red Sox	.249	8	281	39	70	4	16	2	34	5	6	0	3	14	29	5	2	14
Pirates	.237	8	270	24	64	7	9	1	22	3	3	0	1	14	45	9	4	19

Pitcher	W	L	ERA	G	GS	CG	SHO	SV	IP	H	R	ER	HR	HB	BB	SO	WP
Dinneen	3	1	2.06	4	4	4	2	0	35.0	29	8	8	0	0	8	28	0
Hughes	0	1	9.00	1	1	0	0	0	2.0	4	2	2	0	0	2	0	0
Young	2	1	1.85	4	3	3	0	0	34.0	31	14	7	1	1	4	17	0
Red Sox	5	3	2.15	8	8	7	2	0	71.0	64	24	17	1	1	14	45	0
Pirates	3	5	3.34	8	8	6	0	0	70.0	70	39	26	2	3	14	29	1

RED SOX CAREER POSTSEASON RECORDS

(Totals Include Division Series, AL Championship Series and World Series)

INDIVIDUAL BATTING

Most Series Played.....	14, Jason Varitek (1998, 1999, 2003, 2004, 2005, 2007, 2008)
Most Games.....	63, Jason Varitek (1998, 1999, 2003, 2004, 2005, 2007, 2008)
Highest Batting Average (Min. 75 PA).....	.369 (24-for-65), Carl Yastrzemski (1967, 1975)
Highest Slugging Percentage (Min. 75 PA).....	.639, John Valentin (1995, 1998, 1999)
Most Plate Appearances	260, David Ortiz (2003, 2004, 2005, 2007, 2008, 2009)
Most At-Bats	228, Jason Varitek (1998, 1999, 2003, 2004, 2005, 2007, 2008)
Most Runs Scored	39, David Ortiz (2003, 2004, 2005, 2007, 2008, 2009)
Most Hits	61, David Ortiz (2003, 2004, 2005, 2007, 2008, 2009)
Most Extra-Base Hits.....	29, David Ortiz (2003, 2004, 2005, 2007, 2008, 2009)
Most Total Bases.....	116, David Ortiz (2003, 2004, 2005, 2007, 2008, 2009)
Most Singles	36, Manny Ramirez (2003, 2004, 2005, 2007)
Most Doubles.....	15, David Ortiz (2003, 2004, 2005, 2007, 2008, 2009)
Most Triples.....	3, Buck Freeman (1903); Freddy Parent (1903); Tris Speaker (1912, 1915); Chick Stahl (1903)
Most Home Runs.....	12, David Ortiz (2003, 2004, 2005, 2007, 2008, 2009)
Most Runs Batted In	43, David Ortiz (2003, 2004, 2005, 2007, 2008, 2009)
Most Walks	41, David Ortiz (2003, 2004, 2005, 2007, 2008, 2009)
Most Strikeouts.....	56, Jason Varitek (1998, 1999, 2003, 2004, 2005, 2007, 2008)
Most Stolen Bases.....	8, Johnny Damon (2003, 2004, 2005)

INDIVIDUAL PITCHING

Most Series Played.....	10, Tim Wakefield (1995, 1998, 1999, 2003, 2004, 2005, 2007, 2008)
Lowest ERA (Min. 15.0 IP)	0.50, Hugh Biedert (1912)
Most Games.....	28, Mike Timlin (2003, 2004, 2005, 2007, 2008)
Most Games Started	11, Pedro Martinez (1998, 1999, 2003, 2004)
Most Saves.....	7, Jonathan Papelbon (2005, 2007, 2008, 2009)
Most Wins.....	6, Pedro Martinez (1998, 1999, 2003, 2004); Curt Schilling (2004, 2007)
Most Losses	7, Tim Wakefield (1995, 1998, 1999, 2003, 2004, 2005, 2007, 2008)
Most Innings Pitched	79.1, Pedro Martinez (1998, 1999, 2003, 2004)
Most Runs Allowed	50, Tim Wakefield (1995, 1998, 1999, 2003, 2004, 2005, 2007, 2008)
Most Earned Runs Allowed	48, Tim Wakefield (1995, 1998, 1999, 2003, 2004, 2005, 2007, 2008)
Most Hits Allowed.....	63, Pedro Martinez (1998, 1999, 2003, 2004)
Most Walks	33, Tim Wakefield (1995, 1998, 1999, 2003, 2004, 2005, 2007, 2008)
Most Strikeouts.....	80, Pedro Martinez (1998, 1999, 2003, 2004)

I worked 13 years as a scout evaluating amateur, Minor League and Major League Baseball players. When my contract was not renewed, I had nowhere to turn to pay my mortgage and my bills became overwhelming. A friend suggested that I contact B.A.T. about my situation. B.A.T. stepped up in our time of need and helped us get back on our feet.

I am a baseball scout

I am part of the Baseball Family

I am a B.A.T. grant recipient



The Baseball Assistance Team provides members of the Baseball Family with medical, financial, and psychological assistance through charitable contributions from corporations, foundations and individuals. In fact, the Baseball Assistance Team has assisted dozens of Major League and Minor League Scouts with 3 years of service, their widows or their children with grants since 1986. If you know of a Scout or any member of the Baseball Family in need of assistance please contact B.A.T. at 866-605-4594. All grants are confidential.



Connect with us on Facebook and Twitter
www.baseballassistanceteam.com



**XANDER
BOGAERTS**

2012 Red Sox
Minor League
Offensive Player
of the Year

PLAYER DEVELOPMENT

PLAYER DEVELOPMENT STAFF



RAQUEL FERREIRA, Senior Director, Minor League Operations

Raquel enters her 15th year with the Red Sox and her 2nd as Senior Director, Minor League Operations after serving as Director, Minor League Operations from 2008-11 and as Director, Minor League Administration from 2002-07. She oversees the daily operations for the team's 6 minor league affiliates, handling issues for all minor league players and staff such as contract tenders, player transactions, payroll and insurance. The Cumberland, RI native heads the club's player immigration program and oversees the baseball operations budgets. She received the 2002 Edward F. Kenney Award given for dedication, success and work ethic in baseball.

Raquel graduated from the University of Rhode Island in 1992 and resides in Somerville, MA with her husband, Erik Stamps, and their daughter, Gabriella (5).



BEN CROCKETT, Director, Player Development

Ben enters his 2nd season as Director, Player Development after 2 seasons as the club's Assistant Director, Player Development from 2010-11. He joined the Red Sox organization as an intern in baseball operations in 2007 and served as Advance Scouting Coordinator from 2008-09.

Crockett was selected by the Red Sox in the 10th round of the June 2001 draft but did not sign. He was drafted the following year in the 3rd round by Colorado out of Harvard University and is a veteran of 5 professional seasons (2002-06) as a pitcher.



DAVID HOWARD, Minor League Field Coordinator

David enters his 10th season in the Red Sox organization and his 4th as Minor League Field Coordinator following 2 seasons as Special Assistant to the General Manager from 2008-09. He worked as a major league scout in 2007 and as a professional scout from 2005-06 after joining the Red Sox in 2004 as a minor league coach. The former infielder played 9 seasons in the major leagues with the Royals and Cardinals from 1991-99. His father, Bruce, pitched for the White Sox, Orioles and Senators during a 6-year big league career from 1963-68.

The Sarasota, FL native lives in Leawood, KS with his wife, Jill, and children, Bridget (14) and Drew (12).



Duncan Webb
Assistant Director,
Player Development



Ethan Faggett
Assistant Director,
Florida Baseball
Operations



Mike Stelmach
Minor League
Equipment Manager

SCOUTING STAFF



AMIEL SAWDAYE, Director, Amateur Scouting

Amiel enters his 4th season as Boston's Director, Amateur Scouting and his 12th season in the Red Sox organization. He served the club as Assistant Director, Amateur Scouting from 2005-09 after previously holding the title of Scouting Assistant from 2004-05. Amiel joined the Red Sox as an intern in 2002 and also served in that capacity in 2003.

A native of Baltimore, he graduated from the University of Maryland in 1999 with a degree in decisions information systems and now lives in Boston with his wife, Danielle, and two daughters, Lily and Mia.



JARED PORTER, Director, Professional Scouting

Jared begins his 2nd season as Director, Professional Scouting after 2 seasons as Assistant Director, Professional Scouting from 2010-11. He was the club's Coordinator, Professional Scouting from 2008-09 after serving as Assistant, Player Development from 2006-07. He joined the Red Sox as an intern in 2004 and spent 1 year working in Fort Myers, FL.

Growing up in Wayzata, MN and Duxbury, MA, Jared graduated from Thayer Academy (Braintree, MA) in 1999 before attending Bowdoin (ME) college where he was the captain of the hockey and baseball teams his senior year graduating in 2003 with a major in History. During the summers of 2002 and 2003, he interned for the Brewster Whitecaps in the Cape Cod Baseball League. Jared resides in Boston.



EDDIE ROMERO, Director, International Scouting

Eddie begins his 2nd season as Director, International Scouting. Romero was named Assistant Director, Latin American Operations/International Scouting in 2011 after a year as Assistant Director, Latin American Operations. He previously served as Coordinator of Latin American Operations beginning in November 2006. He came to the Boston organization as an assistant in international and professional scouting in February 2006.

Prior to joining the Red Sox, Romero was a prosecutor for the State Attorney's Office for the fourth Judicial District of Florida in Jacksonville. Eddie received both his bachelor's degree in sports management and his juris doctor from the University of Florida.



Jared Banner
Assistant Director,
Player Personnel



Gus Quattlebaum
Assistant Director,
Amateur Scouting



Steve Sanders
Assistant, Amateur/
International Scouting

SPECIAL ASSIGNMENT SCOUTS



EDDIE BANE, Special Assistant to Player Personnel

Eddie begins his 1st season with the Red Sox after spending 2011-12 in the Detroit Tigers organization as a major league scout. He previously served as Director of Scouting for the Los Angeles Angels of Anaheim from 2004-10 and as a special assistant to former Tampa Bay Rays General Manager Chuck LaMar from 1999-2003. From 1988-98 he was a national cross-checker and major league scout for the Los Angeles Dodgers (1983, 1988-98). He worked in the Cleveland Indians organization for 4 years, managing Short-A Batavia for 2 seasons (1984-85) while serving as a cross-checker and scout (1984-87). Four players signed under his direction were selected to the 2012 American League All-Star team: Paul Konerko, Mike Trout, Mark Trumbo, and Jered Weaver. Bane began his post-playing career as pitching coach for the Dodgers' Rookie-level Lethbridge club in 1983.

Selected by the Minnesota Twins in the 1st round of the June 1973 draft (11th overall), he enjoyed an 8-year pro career from 1973-79, including 44 ML games from 1973-79.



GALEN CARR, Special Assignment Scout

Galen enters his 14th season with the Red Sox organization and his 2nd season as a Special Assignment Scout, having formerly served as a major league scout from 2007-11 and as a pro scout in 2006. Prior to those positions, Carr was the club's Advance Scouting Coordinator from 2003-05 and was an Advance Scouting Administrator from 2001-02. A pitcher at Colby College, he joined the Red Sox organization prior to the 2000 season as an intern.

Galen and his wife, Jennifer, live in Burlington, VT with their son, Miles, and daughter, Zoë.



STEVE PECK, Special Assignment Scout

Steve was promoted to Special Assignment Scout in December 2012. He joined the Red Sox organization as a professional scout in 2009 after 13 years as a member of the Seattle Mariners coaching and scouting staff, including serving as an advance scout from 2004-08. He also worked with the Mariners as a minor league pitching coach (1996-2001) and as an amateur scout (2002-03).

A former right-handed pitcher, Peck spent 7 seasons in the Athletics (1988-90), Angels (1991-93) and Brewers (1994) systems.



MARK WASINGER, Special Assignment Scout

Mark enters his 3rd season as a Special Assignment Scout for the Red Sox. He was the club's West Crosschecker in 2009 and spent 6 years overall as a regional crosschecker and 1 year as a professional scout with Boston. He came to the Red Sox in November of 2002 after 7 years as an area scout with San Diego.

Wasinger was Old Dominion University's 1st Division I All-American in baseball. A former major league infielder, he played parts of 3 seasons with the Padres (1986) and Giants (1987-88).

AMATEUR SCOUTS & TERRITORIES



Mike Rikard
National Coordinator



John Booher
National Crosschecker



Jon Adkins
S. Texas, S. Louisiana



Tom Battista
S. California



Steve Bowden
N. Texas, N. Louisiana



Quincy Boyd
Northeast Crosschecker



Chris Calciano
Mid-Atlantic



Ray Fagnant
Northeast,
Canadian Crosschecker



Blair Henry
Midwest



Tom Kotchman
Northern Florida



Dan Madsen
West Crosschecker



Chris Mears
AR, KS, ND, NE, OK, SD



Brian Moehler
Georgia



Edgar Perez
Puerto Rico



Fred Peterson
Southeast Crosschecker



Pat Portugal
N. Carolina, S. Carolina



Chris Pritchett
Northwest and Canada



John Pyle
Ohio Valley



Jim Robinson
Southwest Crosschecker



Willie Romay
Southern Florida



Demond Smith
N. California, N. Nevada



Danny Watkins
AL, MS, TN



Vaughn Williams
AZ, CO, NM, UT



Jim Woodward
S. California, S. Nevada,
Hawaii

PARTTIME AMATEUR SCOUTS & TERRITORIES



Buzz Bowers
Northeast



Rob English
Georgia



Stephen Hargett
Florida, S. Georgia



Darryl Milne
CO, National Pitching



Jay Oliver
TX, AR



Keith Prager
S. California



Adam Stern
Canada



Terry Sullivan
Illinois

Not Pictured:
Dick Sorkin (Mid-Atlantic)

PROFESSIONAL SCOUTS



Bob Hamelin
Major League Scout



Dave Klipstein
Major League Scout



Jaymie Bane
Professional Scout



Nate Field
Professional Scout




David Keller
Professional Scout



John Lombardo
Professional Scout



Matt Mahoney
Professional Scout



Anthony Turco
Professional Scout



Gary Hughes
Professional Scouting
Consultant



Joe McDonald
Professional Scouting
Consultant



Adam Wogan
Professional Scouting
Consultant

Additional Consultants:
David Cortes
David Scrivines

INTERNATIONAL SCOUTS & TERRITORIES



Todd Claus
Latin Am. Coordinator,
International Crosschecker



Jon Deeble
Pacific Rim Coordinator



Ronaldo Pino
International Crosschecker



Jonathan Cruz
Dominican Republic



Angel Escobar
Venezuela



Brian Farley
Europe



Falevi Franco
Panama



Cristobal Garibaldo
Panama



Ernesto Gomez
Venezuela



Toshi Kato
Japan



John Kim
Korea



Louie Lin
Taiwan




Wilder Lobo
Venezuela



Carlos Lugo
Dominican Republic




Rafael Mendoza
Nicaragua



Ramon Mora
Venezuela



Dennis Neuman
Aruba/Curacao




Manny Nanita
Dominican Republic
Supervisor



Santiago Prada
Colombia



Alex Requena
Venezuela



Victor Rodriguez, Jr.
Dominican Republic
Supervisor/Crosschecker



David Tapia
Mexico




Sotero Torres
Mexico



Victor Torres
Dominican Republic

MINOR LEAGUE COORDINATORS



PAUL BUCHHEIT, Athletic Training Coordinator

Paul enters his 2nd season as Athletic Training Coordinator after 2 seasons as Portland's athletic trainer from 2010-11. He also served in the same capacity for the Salem Red Sox in 2009 and the Greenville Drive for 3 seasons from 2006-08. He previously served as an intern with the Lowell Spinners in 2005 and with the Sarasota Red Sox in 2004.

Buchheit graduated from Buena Vista (IA) University and received his Master's Degree in Athletic Training from the University of Northern Iowa. He is athletic trainer certified and a certified strength and conditioning specialist. Paul and his wife, Allison, live in Fort Myers, FL with their son, Hayden.



CHAD EPPERSON, Catching Coordinator

Chad begins his 4th season as Catching Coordinator after 8 years as a manager or coach in the Red Sox farm system. A manager from 2004-09, he led his club to the playoffs in 4 straight campaigns beginning in 2006, including Single-A Salem in 2009. A back-to-back California League Manager of the Year with Lancaster from 2007-08, he also skipped Wilmington to the playoffs in 2006. He managed Capital City in 2005 and Augusta in 2004. The Kentucky native spent 2 seasons (2002-03) as Sarasota's hitting coach after managing Cook County of the independent Frontier League in 2001.

Epperson played 9 years in the minor leagues in the Mets (1992-95), Red Sox (1997-99) and Orioles (2000) systems prior to his coaching career. He and his wife, Anne, reside in Andover, MA with their son, Andrew (14), and daughter, Alexandra (10).



ANDY FOX, Infield Coordinator

Andy begins his 3rd season as Infield Coordinator after serving as hitting coach for Seattle's Double-A affiliate in West Tennessee in 2010. He spent the previous 3 campaigns as 1st base and infield coach for the Florida Marlins (2007-09) and began his coaching career in 2006 as manager of Texas' Single-A Clinton club.

A 2-time World Series Champion, Fox played all 4 infield positions during a 9-year major league career with the Yankees (1996-97), Diamondbacks (1998-2000), Marlins (2000-03), Expos (2004) and Rangers (2004). He compiled a .239 AVG with 30 home runs and 168 RBI in 776 career big league games. A native of Fair Oaks, CA, he graduated from Christian Brothers High School in Roseville, CA.



GLENN (GOOSE) GREGSON, Latin American Pitching Coordinator

Goose begins his 12th season in the Red Sox organization, 33rd as a pro pitching coach, instructor or coordinator, and 41st overall in pro ball. It marks his 7th straight season, 8th overall, serving as Boston's Latin American Pitching Coordinator (also 2005) and his 9th straight season as a pitching coach for the Gulf Coast League Red Sox. In 2012, he helped lead the GCL squad to a 3.11 ERA. He served as the Red Sox pitching coordinator for 3 years (2002-04, 2006) and acted as Boston's major league pitching coach for 6 weeks in 2003 while Tony Cloninger recovered from bladder cancer. Gregson worked for the Phillies (1979-81, 1999-2001), Dodgers (1988-98) and Cubs (1982-84, 1987). He was the Dodgers' big league pitching coach in 1998.

The Appalachian State graduate went 22-18 with a 3.39 ERA over 7 minor league seasons for the White Sox (1972-73) and Phillies (1979-81) before an elbow injury ended his career. The right-hander threw a no-hitter in 1972 for the Mountaineers against the Virginia Military Institute. He has a Masters in sport science and administration. He and his wife, Jan, have 3 children--Rian (34), Tyler (31) and McGraw (29)--and 3 grandchildren, Griffin, Banks and Winslow.



LAZ GUTIERREZ, Player Development Programs Coordinator

Laz was promoted to Coordinator, Player Development Programs in December 2012 after serving as an amateur scout for Southern and Northeast Florida beginning in 2006. Gutierrez also served as Short-A Lowell's pitching coach in 2007 and 2010.

A former left-handed pitcher, he spent 3 seasons in the Detroit and San Diego minor league systems from 1998-2001. He attended the University of Miami, studying History and International Studies and was a 3-year baseball letterman.



TIM HYERS, Hitting Coordinator

Tim enters his 1st season as Minor League Hitting Coordinator after previously serving as the club's area scout for Georgia from 2009-12. He was hitting coach at Single-A West Michigan in the Tigers minor league system in 2002.

Primarily a 1st baseman, Hyers played 133 career games over parts of 4 seasons in the major leagues with the Padres (1994-95), Tigers (1996), and Marlins (1999).



GEORGE LOMBARD, Outfield and Baserunning Coordinator

George enters his 1st season as Minor League Outfield and Baserunning Coordinator after spending the previous 2 seasons at the helm for the Gulf Coast League Red Sox from 2011-12. He also served as hitting coach for the Lowell Spinners in 2010.

Selected by Atlanta in the 2nd round of the June 1994 draft, the former outfielder played 16 seasons of professional ball, including parts of 6 major league seasons with the Braves (1998-00), Tigers (2002), Devil Rays (2003) and Nationals (2006). Lombard spent 2 seasons in the Red Sox farm system, appearing at Double-A Portland (2004) and Triple-A Pawtucket (2004-05). In 2005, he tied for 3rd among Red Sox farmhands in both home runs (20) and stolen bases (23). He and his wife, Judy, have 2 children, George (7) and Jacob (5).



MICHAEL ROOSE, Strength and Conditioning Coordinator

Mike enters his 2nd season as Minor League Strength and Conditioning Coordinator after serving as a strength and conditioning coach with Triple-A Pawtucket in 2010 and 2011.

Roose started with the organization in 2009 as an intern with the Gulf Coast League Red Sox and graduated from Florida State University with a BS in Exercise Science that same year. Before attending Florida State, he operated in 4 combat tours throughout Iraq and Afghanistan with the United States Air Force.



CHIP SIMPSON, Minor League Physical Therapist

This marks Chip's 5th season in the Red Sox organization after being hired in September 2008 as the club's Minor League Physical Therapist. Before that he worked at the Andrews Institute, a facility in Pensacola, FL for renowned orthopedic surgeon James Andrews, MD.

Chip completed a sports medicine fellowship with Kevin Wilk in Birmingham, AL after graduating from Slippery Rock University with a doctor of physical therapy degree in May 2007. He is also a certified strength and conditioning specialist. Chip played 4 seasons of baseball at Huntington College in Montgomery, AL, and was part of the school's 2001 NSCAA national championship team.



BOB TEWKSBURY, Mental Skills Coach

Bob is in his 9th season as Mental Skills Coach. He is responsible for teaching and developing the mental skills component of performance with all players in the Red Sox system. After retiring as a pitcher following the 1998 season, he joined the Red Sox in 1999 providing advanced scouting information to the major league staff. From 1999-2004, Bob served as a pitching consultant, working with select pitchers in Double-A and Triple-A on the mental aspects of performance. In 2004, he earned a Master's degree in sport psychology and counseling from Boston University.

The right-hander went 110-102 with a 3.92 ERA in 302 major league games (277 starts) in his 13-year career (1986-98). Tewksbury turned in his best season in 1992 when his 16-5 record and 2.16 ERA with St. Louis earned him a spot on the National League All-Star team and placed him 3rd in the Cy Young Award voting. Bob and his wife, Laura, have 2 children.



RALPH TREUEL, Pitching Coordinator

Ralph enters his 7th season as Boston's Minor League Pitching Coordinator after serving as the major league bullpen coach in 2006. The Ohio native has 40 years of professional baseball experience, previously coaching in the Red Sox system from 1996-2005, including a brief stint as major league pitching coach in September 2001 when Joe Kerrigan assumed managerial duties with the club. In 2004, Treuel managed the Gulf Coast League Red Sox to the league championship series.

Treuel pitched in the Detroit Tigers system for 9 seasons (1974-82) before joining the coaching ranks in 1983. He was Bristol's (Rookie-level) pitching coach from 1983-84, a roving pitching coach from 1985-90 and Triple-A Toledo's pitching coach from 1991-92. Ralph spent 1993-94 as Detroit's minor league field coordinator and served as the Tigers' major league pitching coach under manager Sparky Anderson in 1995.

Treuel was the 1999 and 2003 recipient of the Red Sox Edward F. Kenney Player Development Award. He attended Lorain County Community College. He has a daughter, Erica (28), and a son, Derik (25). Ralph and his wife, Donna, reside in Wolfeboro, NH with their son, William Henry (13).

JOSE ZAPATA, Latin American Field Coordinator - See Page 523

PLAYER DEVELOPMENT CONSULTANTS



DICK BERARDINO

Dick enters his 46th year in the Red Sox organization, his 10th season as a player development consultant. After 8 seasons as a minor league outfielder, Berardino began a managerial career that spanned 21 seasons, including 20 in the Red Sox system starting in 1971. He joined the Red Sox as a coach in 1989 and served as major league bullpen and 3rd base coach (1989-91), roving outfield/baserunning instructor (1992-96), manager at Single-A Lowell (1997-98), assistant field coordinator (1999-2001) and Spring Training coordinator (2002).


A 1955 graduate of Watertown (MA) High School and a 1959 graduate of Holy Cross, Dick received the Red Sox Edward M. Kenney Player Development Award in 1998. In 2008, he was given the Judge Emil Fuchs Memorial Award by the Boston Baseball Writers for long and meritorious service to baseball.



TONY CLONINGER

Tony is a player development consultant for a 9th year after serving as senior pitching advisor in 2004 and pitching coach in 2002-03. Tony was diagnosed with bladder cancer in March 2003 and took a medical leave of absence that June. Cloninger is in his 39th year of professional baseball. He was a scout for the San Francisco Giants in 2001 after 15 years with the New York Yankees.

Cloninger enjoyed a 15-year pro pitching career including 12 major league seasons with the Milwaukee and Atlanta Braves (1961-68), Cincinnati Reds (1968-71) and St. Louis Cardinals (1972). He has a career 113-97 record and a 4.07 ERA over 352 games.



DWIGHT EVANS

A 3-time All-Star, 8-time Gold Glove Award-winning right fielder and a Red Sox Hall of Famer, Dwight Evans will serve as a Red Sox player development consultant for a 10th straight year. Evans was Boston's major league hitting coach in 2002 after rejoining the organization as a player development consultant in 2001, specializing in minor league outfield and hitting instruction.

Evans played 19 years and 2,505 games in a Sox uniform, 2nd in club history. He was a member of 4 AL East Championship squads (1975, 1986, 1988, 1990) and 2 AL Championship teams (1975, 1986). From 1981-90, he hit 251 homers, most in the AL, and had 605 extra-base hits in the 1980s, most in the majors. He retired in 1991, served as a roving minor league instructor with the White Sox in 1993 and as the major league hitting coach with the Rockies in 1994.



TOMMY HARPER

Tommy enters his 11th season as a player development consultant with the Red Sox after 3 years as the club's major league 1st base, outfield, and baserunning coach. A member of the 2010 Red Sox Hall of Fame class, Harper spent 3 seasons in a Red Sox uniform (1972-74) and held the club single-season record for stolen bases in a season (54 in 1973) until 2009. He enjoyed a 15-year big league career with 8 teams, hitting .257 with 146 homers, 567 RBI and 408 stolen bases. In 1970 with Milwaukee, Harper became the 1st infielder (5th overall) to eclipse both 30 home runs and 30 stolen bases in the same season (31 homers and 38 steals).

Following his playing career, Tommy worked in the Yankees system before returning to Boston in the public relations department in 1979 and as the major league first base coach and baserunning instructor from 1980-84. Before rejoining the Red Sox in 2000, he coached 10 years with the Expos, his final 7 as the hitting, base running and outfield coach.



FRANK MALZONE

Frank Malzone, a member of the inaugural Red Sox Hall of Fame class in 1995, returned as a player development consultant in 2008. He spent 11 seasons with the Red Sox and was an 8-time All-Star and 3-time Gold Glove Award winner at 3rd base. Malzone ranks among the all-time Red Sox leaders in several categories, and he hit .276 with 131 home runs and 716 RBI in 1,359 Red Sox games.

In 1957, his 1st full season with the Red Sox, Malzone recorded 103 RBI and tied an AL record with 10 assists in 1 game. He became the 1st player in history to lead all AL 3rd basemen in games, putouts, assists, double plays and fielding percentage. Prior to his consultant role, Malzone served as a Red Sox scout.



CARL YASTRZEMSKI

Hall of Fame outfielder Carl Yastrzemski succeeded Ted Williams in left field as a rookie in 1961 and today still follows in his footsteps instructing young Red Sox hitters. A 3-time batting champion and 18-time All-Star, Yaz won the Triple Crown in 1967 when he led the AL in batting (.326), home runs (44) and RBI (121). He was the 1st AL player to collect 400 home runs and 3,000 hits in a career.

In 23 years with the Red Sox, Yaz won the MVP Award in 1967 and 7 Gold Gloves. He retired ranked 1st on the all-time list for career games (3,308), ranked 3rd in at-bats (11,988) and walks (1,845), and was 6th in total bases (5,539), 7th in hits (3,419) and doubles (646), and 9th in RBI (1,844).

SPECIAL ASSIGNMENT INSTRUCTORS



JIM RICE

Jim returns as a special organizational instructor, his 41st season with the Red Sox. He spent 6 years as Boston's big league hitting coach from 1995-97 after 3 seasons as a roving minor league hitting instructor. He also appears as an analyst on NESN's broadcast team. Rice was elected to the National Baseball Hall of Fame in 2009 and was part of the Red Sox Hall of Fame's inaugural 1995 class.

The 8-time All-Star hit .298 with 382 homers, 2,452 hits, 373 doubles and 79 triples in 2,089 games from 1974-89. He is the only player to have 3 straight 35-homer, 200-hit years (1977-79). The club's No. 1 draft pick in 1971, Rice helped Boston to the 1975 AL pennant as a rookie. In 1978, he was AL MVP, leading the majors with 46 homers, 139 RBI, 15 triples, 406 total bases, 213 hits and a .600 slugging pct. He helped Boston to the AL pennant and finished 3rd in MVP voting in 1986.

Rice is the only AL player since 1937 with 400 total bases and the only player ever to lead either league outright in homers, triples and RBI. He led the AL in total bases 3 straight years (1977-79), tying for the AL record. Jim and his wife, Corine, are the parents of Chauncy Brandon and Carissa Jacinda.



LUIS TIANT

Luis returns as special assignment instructor in 2013. He rejoined the Red Sox organization in 2002 as pitching coach for Short-Season A Lowell. A clutch performer in 8 seasons in Boston from 1971-78, "El Tiante" compiled a 122-81 record and a 3.36 ERA for the club and was inducted into the Red Sox Hall of Fame in 1997. During Boston's 1975 pennant run, he beat Oakland with a 3-hitter in the 1st game of the ALCS, shut out Cincinnati in the 1st game of the World Series and defeated the Reds again in Game 5 with a 163-pitch complete game. His final Red Sox outing, a 2-hitter on October 1, 1978, set up a 1-game playoff vs. the Yankees.

Tiant went 229-172 with a 3.30 ERA and 2,416 K's in 19 major league seasons with the Indians (1964-69), Twins (1970), Red Sox, Yankees (1979-80), Pirates (1981) and Angels (1982). The 3-time All-Star had 4 20+ win seasons, 3 200+ strikeout years, led the AL in ERA twice and in shutouts 3 times. He served as pitching coach in the Dodgers (1992-95) and White Sox (1997) systems and was Nicaragua's pitching coach in the 1996 Olympics in Atlanta. He spent 1998-2001 as head coach for Division III Savannah (GA) College of Art and Design. Luis and his wife, Maria, have 3 children: Luis Jr., Isabel and Daniel.



2012 JUNE DRAFT

Rd	Name	Pos.	School	Hometown
1	Deven Marrero	SS	Arizona State University	Davie, FL
1	Brian Johnson	LHP	University of Florida	Cocoa Beach, FL
Comp.	Pat Light	RHP	Monmouth University	Colts Neck, NJ
2	Jamie Callahan	RHP	Dillon High School	Dillon, SC
3	Austin Maddox	RHP	University of Florida	Jacksonville, FL
4	Ty Buttrey	RHP	Providence Sr. High School	Charlotte, NC
5	Mike Augliera	RHP	Binghamton University	Old Bridge, NJ
6	Justin Haley	RHP	Fresno State	Sacramento, CA
7	Kyle Kraus	RHP	University of Portland	West Linn, OR
8	Nathan Minnick	1B	Shepherd University	Waynesboro, PA
9	Mike Miller	INF	Cal Poly San Luis Obispo	Concord, CA
10	J.T. Watkins	C	U.S. Military Academy	Tuscaloosa, AL
11	Jamal Martin	OF	William T Dwyer High School	West Palm Beach, FL
12	Mike Meyers	2B	Silverado High School	Las Vegas, NV
13	JB Wendelken	RHP	Middle Georgia College	Guyton, GA
14	Dylan Chavez	LHP	Ole Miss	Sacramento, CA
15	Carson Fulmer	RHP	All Saints Academy	Lakeland, FL
16	Stephen Williams	RHP	Seminole State College	Piedmont, OK
17	Willie Ethington	RHP	Mountain View High School	Mountain View, AZ
18	Shaq Thompson	CF	Grant High School	Sacramento, CA
19	Iseha Conklin	CF	Iowa Western Comm. College	Silver City, NM
20	Greg Larson	RHP	University of Florida	Longwood, FL
21	Jake Davies	1B	Georgia Tech	McDonough, GA
22	Joe Greenfield	RHP	South Suburban College	Orland Park, IL
23	Brandon Magee	OF	Arizona State University	Corona, CA
24	Keaton Briscoe	2B	University of British Columbia	North Vancouver, BC
25	Khiry Cooper	OF	University of Nebraska Lincoln	Shreveport, LA
26	Jake Nelson	RHP	Lake Stevens High School	Lake Stevens, WA
27	Quinn Carpenter	RHP	Goshen Central High School	Goshen, NY
28	Wesley Rogers	CF	JL Mann High School	Greenville, SC
29	Alex Bregman	2B	Albuquerque Academy	Albuquerque, NM
30	Justin Taylor	RHP	Farmville Central High School	Farmville, NC
31	Austin Davis	RHP	Univ. of Southern Mississippi	Meridian, MS
32	Hunter Wood	RHP	Rogers Heritage High School	Rogers, AR
33	Chris Carlson	OF	Orange Coast College	Chino Hills, CA
34	Xavier Turner	2B	Sandusky High School	Sandusky, OH
35	Pat Delano	RHP	Braintree High School	Braintree, MA
36	Miguel Rodriguez	C	UNC Charlotte	Cape Coral, FL
37	Jonathan Dziedzic	LHP	Lamar University	Humble, TX
38	Donald Smith	C	Claflin University	West Palm Beach, FL
39	Kurt Schluter	RHP	Stetson University	Jupiter, FL
40	Kevin Heller	OF	Amherst College	Brooklyn, NY

Players in **bold** signed with the Red Sox

2012 MINOR LEAGUE LEADERS

2012 FINAL ORGANIZATIONAL RESULTS

TEAM	LEAGUE	W	L	PCT.	MANAGER
Pawtucket (AAA)	International	79	65	.549	Arnie Beyeler
Portland (AA)	Eastern	68	73	.482	Kevin Boles
Salem (High-A)	Carolina	68	69	.496	Billy McMillon
Greenville (A)	South Atlantic	66	73	.475	Carlos Febles
Lowell (Short-A)	New York-Penn	29	45	.392	Bruce Crabbe
Gulf Coast (Rookie)	Gulf Coast	34	26	.567	George Lombard

RED SOX MINOR LEAGUE BATTING LEADERS

BATTER	TEAM	AVG	G	AB	R	H	HR	RBI
Linares, J.C.	POR/PAW	.316	110	412	58	130	16	62
Bradley Jr., Jackie	SAL/POR	.315	128	463	90	146	9	63
Gomez, Mauro	PAW	.310	100	387	65	120	24	74
Bogaerts, Xander	SAL/POR	.307	127	476	71	146	20	81
De La Cruz, Keury	GRE/SAL	.307	122	499	72	153	20	87
Cecchini, Garin	GRE	.305	118	455	84	139	4	62
Almanzar, Michael	SAL	.300	124	454	62	136	12	54
Brentz, Bryce	POR/PAW	.290	127	473	62	137	17	76
Shaw, Travis	SAL/POR	.287	130	464	82	133	19	85
Hazlbaker, Jeremy	POR/PAW	.273	121	466	79	127	19	67

HOME RUNS

Gomez, Mauro	PAW	24	Cecchini, Garin	GRE	51
Bogaerts, Xander	SAL/POR	20	Hazlbaker, Jeremy	POR/PAW	36
De La Cruz, Keury	GRE/SAL	20	Wilkerson, Shannon	SAL/POR	32
Hazlbaker, Jeremy	POR/PAW	19	Garcia, Jose	GRE	25
Shaw, Travis	SAL/POR	19	Sanchez, Felix	SAL	25

STOLEN BASES

RBI

De La Cruz, Keury	GRE/SAL	87
Shaw, Travis	SAL/POR	85
Bogaerts, Xander	SAL/POR	81
Brentz, Bryce	POR/PAW	76
Gomez, Mauro	PAW	74

TEAM BATTING	AVG	AB	R	H	HR	BB	SO	SB	CS
Salem	.270	4573	672	1234	94	487	1050	180	72
Pawtucket	.266	4855	654	1290	133	485	1008	91	41
Greenville	.263	4678	666	1229	75	519	1118	188	62
Portland	.255	4689	583	1196	112	451	1084	105	47
GCL Red Sox	.248	1926	277	477	8	217	510	63	26
Lowell	.231	2538	297	586	33	243	624	106	28

RED SOX MINOR LEAGUE PITCHING LEADERS

PITCHER	TEAM	W-L	ERA	IP	H	BB	SO
Cuevas, William	LOW	8-2	1.40	77.1	55	15	72
Taveras, Francisco	LOW	6-3	1.99	68.0	46	31	59
Barnes, Matt	GRE/SAL	7-5	2.86	119.2	97	29	133
Gomez, Sergio	GCL/LOW	5-4	2.89	62.1	48	11	60
Hernandez, Chris	POR/PAW	5-12	3.26	146.1	142	53	90
Couch, Keith	SAL	11-9	3.46	145.2	152	34	109
Workman, Brandon	SAL/POR	10-8	3.50	138.2	127	25	130
Castillo, Yeiper	GRE/SAL	8-8	3.60	137.2	117	62	119
Velette, Raynel	LOW/GRE	4-4	3.61	87.1	68	48	64
Buckner, Billy	POR/PAW	12-9	3.65	153.0	138	53	110

WINS

Buckner, Billy	POR/PAW	12	Barnes, Matt	SAL	133
Owens, Henry	GRE	12	Owens, Henry	GRE	130
Couch, Keith	SAL	11	Workman, Brandon	POR	130
Workman, Brandon	SAL/POR	10	Castillo, Yeiper	SAL	119
2 others tied at 9			Britton, Drake	POR	118

SAVES

Olmsted, Michael	SAL/POR	19
Fields, Josh	POR/PAW	12
Melancon, Mark	PAW	11
Clay, Caleb	POR	9
Lockwood, Tyler	GRE/SAL	9

TEAM PITCHING	W-L	ERA	H	CG	SHO	SV	HR	BB	SO
GCL Red Sox	34-26	3.11	457	0	4	15	21	163	460
Lowell	36-40	3.40	580	0	4	17	25	283	545
Pawtucket	79-65	3.43	1160	5	10	42	124	481	1074
Portland	68-73	4.06	1227	2	7	33	104	459	1013
Salem	68-69	4.21	1190	3	10	36	113	349	1005
Greenville	66-73	4.71	1250	0	6	33	113	460	1088

2012 MINOR LEAGUE AWARD WINNERS

RED SOX MINOR LEAGUE AWARD WINNERS

Pitcher of the Year	RHP Brandon Workman, Salem/Portland
Offensive Player of the Year	SS Xander Bogaerts, Salem/Portland
Defensive Player of the Year	OF Jackie Bradley, Jr., Salem/Portland
Base Runner of the Year	3B Garin Cecchini, Greenville
Latin Program Pitcher of the Year	RHP Kevin Heras DSL Red Sox
Latin Program Player of the Year	OF Manuel Margot, DSL Red Sox
Lou Gorman Award	OF Daniel Nava, Pawtucket

RED SOX MINOR LEAGUE MONTHLY AWARD WINNERS

	APRIL	MAY	JUNE
Offensive Player	3B Will Middlebrooks, PAW	OF Keury De La Cruz, GRE	C Ryan Lavarnway, PAW
Pitcher	RHP Matt Barnes, GRE	LHP Miguel Pena, GRE	RHP Brock Huntzinger, POR
Defensive Player	OF Jackie Bradley, Jr., SAL	1B Lars Anderson, PAW	C Christian Vazquez, SAL
Base Runner	3B, Kolbrin Vitek, POR	OF Shannon Wilkerson, SAL	OF Jeremy Hazelbaker, POR
Base Stealer	3B Garin Cecchini, GRE	SS Derrik Gibson, POR	OF Manuel Margot, DSL
	JULY	AUGUST/SEPTEMBER	
Offensive Player	1B Michael Almanzar, SAL	RF Bryce Brentz, POR/PAW	
Pitcher	RHP William Cuevas, LOW	RHP Michael Olmsted, POR	
Defensive Player	SS Cleuluis Rondon, GCL	OF Cody Koback, GRE	
Base Runner	OF Shannon Wilkerson, SAL	OF Jeremy Hazelbaker, POR/PAW	
Base Stealer	SS Deven Marrero, LOW	SS Mookie Betts, LOW	

MINOR LEAGUE MID-SEASON ALL-STARS

PAWTUCKET (International Lg.)	PORTLAND (Eastern Lg.)	SALEM (Carolina Lg.)	GREENVILLE (South Atlantic Lg.)	LOWELL (New York-Penn Lg.)	DSL RED SOX (Dominican Summer Lg.)
RHP Justin Germano	LHP Chris Hernandez	RHP Michael Olmsted	LHP Miguel Pena	DH Dreilly Guerrero	OF Manuel Margot
C Ryan Lavarnway	DH Reynaldo Rodriguez	1B Travis Shaw	3B Garin Cecchini	LHP Francisco Taveras	RHP Kevin Heras
1B Mauro Gomez	OF Bryce Brentz	SS Xander Bogaerts	OF Keury De La Cruz	RHP William Cuevas	
SS Pedro Ciriaco		OF Jackie Bradley, Jr.			

MINOR LEAGUE YEAR-END ALL-STARS

PAWTUCKET (International League)	SALEM (Carolina League)	GREENVILLE (South Atlantic League)
C Ryan Lavarnway	C Christian Vazquez	OF Keury De La Cruz
SS Jose Iglesias	SS Xander Bogaerts	
DH Mauro Gomez	OF Jackie Bradley, Jr.	
	3B Michael Almanzar	
	DH Travis Shaw	

MINOR LEAGUE PITCHERS AND PLAYERS OF THE WEEK

PAWTUCKET (International League)	PORTLAND (Eastern League)	SALEM (Carolina League)
RHP Ross Ohlendorf, 4/9-15	OF Juan Carlos Linares, 4/5-15	RHP Brandon Workman, 4/23-29
RHP Nelson Figueroa, 8/27-9/4	OF Bryce Brentz, 5/29-6/2	3B Travis Shaw, 5/29-6/2
	LHP Drake Britton, 6/4-10	LHP Drake Britton, 5/29-6/2
	OF Jeremy Hazelbaker, 7/16-22	RHP Matt Barnes, 6/4-10
	OF Bryce Brentz, 8/20-26	SS Xander Bogaerts, 7/30-8/5
		1B Drew Hedman, 8/13-19
GREENVILLE (South Atlantic League)	LOWELL (New York-Penn League)	
RHP Matt Barnes, 4/5-15	1B David Chester, 6/18-24	
LHP Miguel Pena, 5/7-13	RHP Raynel Veleete, 6/18-24	

ALL-STAR FUTURES GAME

Red Sox prospects **RHP Matt Barnes** (U.S. Team) and **SS Xander Bogaerts** (World Team) were selected to the SiriusXM All-Star Futures Game on 7/8 at Kauffman Stadium in Kansas City. Barnes tossed a scoreless 0.2 inning to close out the game in the U.S. Futures 17-5 win over the World Futures. Bogaerts was 1-for-4 for the World Team.

FUTURES AT FENWAY DOUBLEHEADER

Fenway Park hosted the 7th Annual "Futures at Fenway" doubleheader on 8/18. In Game 1, the Short-A Lowell Spinners fell to the Hudson Valley Renegades (TB), 5-6. The Triple-A Pawtucket Red Sox were shut out, 0-2, by the Buffalo Bisons (NYM) in Game 2 of the doubleheader. Red Sox affiliates are now 7-6 in "Futures at Fenway" contests.



PAWTUCKET RED SOX

INTERNATIONAL LEAGUE - TRIPLE-A

McCOY STADIUM, BEN MONDOR WAY, PAWTUCKET, RI 02860

President.....	Mike Tamburro
Vice President and General Manager.....	Lou Schwachheimer
Vice President of Public Relations.....	Bill Wanless
Manager.....	Gary DiSarcina
Pitching Coach.....	Rich Sauveur
Hitting Coach.....	Dave Joppie
Trainer.....	Jon Jochim
Stadium (First Season/Capacity).....	McCoy Stadium (1942 / 10,031)
Media Relations Telephone/Fax.....	(401) 724-7305 / (401) 724-2140



GARY DiSARCINA, Manager

OPENING DAY AGE: 45

BORN: November 19, 1967 in Malden, MA

RESIDES: Plymouth, MA

MINOR LEAGUE MANAGERIAL RECORD: 125-99 (.558)

Gary rejoins the Red Sox organization after a stint in the Los Angeles Angels front office as special assistant to the general manager in 2011 and field coordinator in 2012. He previously spent 5 years in the Red Sox organization as a Baseball Operations consultant in 2006, as manager of the Lowell Spinners from 2007-09, and as a minor league infield coordinator in 2010. He led the Spinners to back-to-back division titles in 2008 and 2009 with a franchise-record 45 wins in 2009.

A native of Billerica, MA, he attended the University of Massachusetts-Amherst and was selected by the Angels in the 6th round of the 1988 amateur draft. He had a career .258 batting average in 1,086 games with the California/Anaheim Angels from 1989-2000. He was a 1998 team MVP and a 1995 American League All-Star.

After retiring as an active player, he operated the DiSarcina Baseball Academy in Billerica and served as an analyst on NESN's pre- and post-game Red Sox coverage prior to joining the Boston organization. He was on the coaching staff for Team Italy in the 2006 World Baseball Classic.

Gary resides in Plymouth, MA and has two children, Carlee and Gary Jr.

CAREER MANAGERIAL RECORD

YEAR	CLUB	LEAGUE	W	L	PCT.	DIV.	PLAYOFFS
2007	Lowell	New York-Penn (A)	40	36	.526	(2nd)	
2008	Lowell	New York-Penn (A)	40	33	.548	(1st)	Lost to Batavia, 2-1 in semifinals
2009	Lowell	New York-Penn (A)	45	30	.600	(1st)	Lost to Staten Island, 2-1 in semifinals
Career Totals (3 years)			125	99	.558		



RICH SAUVEUR, Pitching Coach

OPENING DAY AGE: 49

BORN: November 23, 1963 in Falls Church, VA

RESIDES: Bradenton, FL

Rich returns for his 6th season as Pawtucket's pitching coach after guiding the staff to ERAs of 3.69 in 2008, 3.95 in 2009, 4.54 in 2010, 3.57 in 2011, and 3.42 in 2012. He spent the previous 5 campaigns as a pitching coach in the Milwaukee organization, serving 3 seasons (2005-07) with Double-A Huntsville and 2 years (2003-04) with Single-A Beloit.

Sauveur was selected by Pittsburgh in the 5th round of the 1983 draft and spent parts of 6 major league seasons with the Pirates (1986), Expos (1988), Mets (1991), Royals (1992), White Sox (1996), and Athletics (2000). In 34 big league games (3 starts), he went 0-1 with a 6.07 ERA (31 ER/46.0 IP). He played 18 seasons of professional baseball before retiring in 2000.

Rich resides in Bradenton, FL with his wife, Argentina, and children: Justin, Alexandra, Jacob, Joshua, Tristan, and Jose.



DAVE JOPPIE, Hitting Coach

OPENING DAY AGE: 47

BORN: December 11, 1965 in Hastings, MI

RESIDES: Grand Rapids, MI

Dave enters his 1st season with Pawtucket after 5 straight seasons as Portland's hitting coach. He previously served as hitting coach with Lancaster in 2007, helping the JetHawks to a record offensive season in which they set all-time California League marks with 1,081 runs and 217 homers and led the circuit in AVG (.296), hits (1,493), and walks (672). He joined the organization as the Wilmington Blue Rocks hitting coach in 2006.

Joppie worked in the Athletics system from 1995-2005, managing Single-A Kane County in 2004 and 2005. After leading the Cougars to the Western Division Championship with an 83-56 record in 2004, he was named Midwest League Manager of the Year as well as *Baseball America's* Class Low-A Minor League Manager of the Year. He served as hitting instructor for Double-A Midland (2001-03), Single-A Visalia (1999), Double-A Huntsville (1998, 1995-96) and Single-A Modesto (1997). He also managed Single-A Vancouver of the Northwest League in 2000.

Dave and his wife, Jennifer, have a son, Casey (7).



JON JOCHIM, Athletic Trainer

2013 will mark Jon's 10th season as an athletic trainer in the Red Sox farm system and his 4th consecutive year serving in that role for Pawtucket. Previously, he held the same position for the Portland Sea Dogs in 2009 and for the Lancaster JetHawks from 2007-08, where in 2007 he was named California League Trainer of the Year. He also served as the Gulf Coast League Red Sox athletic trainer in 2006 and spent 2 seasons as the athletic trainer for the Lowell Spinners (2004-05) while serving as the assistant minor league training coordinator.

Jochim was an intern for the GCL Red Sox in 2003, and prior to joining the Red Sox organization was an athletic trainer for the Harlem Globetrotters basketball team.

2012 Pawtucket Red Sox Season in Review

Record: 79-65, 2nd, 5.0 GB (North Division)

Pawtucket won their 1st Governors' Cup in 28 years, defeating the Charlotte Knights (CWS) in a 3-game sweep of the 8th Annual Governors' Cup Finals championship series. It was their 1st sweep of a postseason series in franchise history. The PawSox finished 2nd in the International League Northern Division with a 79-65 record, advancing to postseason play for the 2nd time in as many seasons. They lost the Triple-A National Championship Game on 9/18 in Charlotte, NC, falling 10-3 to the Pacific Coast League Champion Reno Aces (ARI).

In his 2nd year at the helm of the PawSox, manager Arnie Beyeler saw 23 of his players contribute with the Red Sox at the major league level, excluding rehab assignments. The team ended the regular season 3rd in the IL with a .266 team batting average, 2nd in the Red Sox system, and ranked 2nd in total bases (200), home runs (133), and slugging percentage (.412). The club's 3.43 ERA ranked 4th in the league.

1B Mauro Gomez was named 2012 International League Most Valuable Player, the 7th player in Pawtucket franchise history to earn the honors (last, Jeff Bailey in 2008). He hit .310 (120-for-387) with 34 doubles, 24 homers, 74 RBI and 35 walks in 100 games for the PawSox. Gomez led the Red Sox minor leagues in home runs, ranked 3rd in batting average, and 5th in RBI. He led the IL with a .589 slugging percentage and ranked 2nd with 59 extra-base hits. He made his ML debut on 5/13 and hit .275 (28-for-102) in 4 stints with the Red Sox.

OFs Bryce Brentz and **Juan Carlos Linares** ranked among postseason leaders, both batting .333 (T-5th, 8-for-24) with 2 home runs each (T-1st). Brentz, who was promoted from Double-A Portland on 8/30, hit 3 doubles, tied for the most in the IL, and ranked 2nd in slugging (.792) for the PawSox in 7 postseason games.

Linares hit .297 (60-for-202) with 11 doubles, 1 triple, 8 home runs, 29 RBI, 7 walks, and 24 runs scored in 52 games with Pawtucket after being promoted from Double-A Portland on 6/21.

RHP Nelson Figueroa was 5-3 with a 3.77 ERA (18 ER/43.0 IP) for Pawtucket and was named International League Pitcher of the Week for 8/27-9/4. He led IL postseason pitchers with 13 strikeouts and 2 wins (tied) and ranked 2nd with a 1.29 ERA (2 ER/14.0 IP).

RHP Justin Germano, **C Ryan Lavarney**, and **SS Pedro Ciriaco** were selected in addition to Gomez to represent the PawSox and the IL in the Triple-A All-Star Game. Lavarney was 1-for-2 in the IL's 3-0 loss to the Pacific Coast League. Gomez, Lavarney, and **SS Jose Iglesias** were named as post-season All-Stars.

Germano was 9-4 with a 2.40 ERA (28 ER/105.0 IP) and 72 strikeouts over 17 games (16 starts) before being selected to the Red Sox roster on 7/4. He made 1 appearance for the Red Sox, with 5.2 scoreless innings of relief in a 6-1 loss to the Yankees on 7/7 (Game 1) before being designated for assignment on 7/13.

Lavarney hit .295 (94-for-319) with 22 doubles, 8 home runs, 43 RBI, 52 runs scored, and 40 walks in 83 games for Pawtucket before being called up to Boston on 8/1. He was named the best defensive catcher in the International League by *Baseball America*. At the time of his promotion, he led the International League with 80 appearances behind the plate and ranked 2nd on the PawSox in runs, hits, and doubles (tied).

Ciriaco hit .301 (83-for-276) before being added to the Red Sox active major league roster on 7/6. He had 13 doubles, 2 triples, 4 homers, 21 RBI, 41 runs, 6 walks, and 14 stolen bases in 64 games for Pawtucket.

In 88 contests for the PawSox, Iglesias hit .266 (94-for-353) with 9 doubles, 1 triple, 1 home run, 23 RBI, 27 walks, 46 runs scored, and 12 stolen bases before his 2nd major league stint on 8/25. Named the best defensive shortstop in the International League by *Baseball America*, he ranked among team leaders in hits (T-2nd), stolen bases (3rd), and runs (4th) at the time of his promotion.



PawSox players celebrate winning the Governors' Cup.

PAWTUCKET RED SOX, CONTINUED

2012 BATTING AND PITCHING STATISTICS

PLAYER	AVG	G	AB	R	H	2B	3B	HR	RBI	SH	SF	HP	BB	SO	SB	CS	E
Anderson, Lars	.259	93	340	49	88	22	2	9	52	0	5	0	56	89	1	0	6
Bermudez, Ronald	.163	17	43	5	7	1	1	0	2	0	1	1	2	11	1	0	0
Brentz, Bryce	.118	5	17	0	2	0	0	0	0	0	0	0	1	6	0	0	0
Butler, Dan	.233	22	73	8	17	5	0	3	11	0	1	0	9	20	0	0	0
Ciriaco, Pedro	.301	64	276	41	83	13	2	4	21	3	2	2	6	49	14	8	11
Crawford, Carl	.333	3	12	2	4	0	0	0	1	0	0	0	1	1	1	0	0
De Jesus, Ivan	.385	7	26	5	10	0	0	0	0	0	0	0	2	3	1	0	1
Dent, Ryan	.214	5	14	2	3	0	0	0	1	1	0	0	2	5	0	0	0
Ellsbury, Jacoby	.125	2	8	1	1	0	0	0	0	0	0	0	0	1	0	0	0
Exposito, Luis	.200	3	10	1	2	0	0	0	1	0	0	0	1	2	0	0	0
Gomez, Mauro	.310	100	387	65	120	0	1	24	74	0	1	3	35	88	1	0	7
Hassan, Alex	.256	94	312	39	80	0	0	7	46	0	4	8	55	70	1	1	1
Hazelbaker, Jeremy	.267	7	30	2	8	0	0	0	3	0	1	1	0	8	3	0	0
Hee, Jonathan	.253	64	198	13	50	0	1	2	21	1	2	6	16	40	2	3	3
Iglesias, Jose	.266	88	353	46	94	0	1	1	23	9	5	2	27	46	12	3	13
Kalish, Ryan	.261	27	111	18	29	0	0	4	14	1	1	0	13	30	7	2	1
Kroeger, Josh	.244	64	238	34	58	0	0	9	25	0	4	0	22	43	1	5	1
LaRoche, Andy	.264	50	182	23	48	0	0	7	25	0	1	3	18	24	1	1	0
Lavarney, Ryan	.295	83	319	52	94	0	0	8	43	0	4	4	40	62	1	0	6
Lin, Che-Hsuan	.247	113	396	42	98	0	5	2	30	2	2	3	42	65	15	4	4
Linares, J.C.	.297	52	202	24	60	0	1	8	29	1	4	2	7	36	0	0	1
McDonald, Darnell	.190	6	21	2	4	0	0	0	2	0	1	1	0	6	0	0	0
Middlebrooks, Will	.333	24	93	18	31	0	1	9	27	0	0	0	7	18	3	1	1
Nava, Daniel	.313	29	99	20	31	0	1	4	18	0	1	4	16	15	1	1	0
Podsednik, Scott	.281	25	89	10	25	0	1	1	11	2	3	0	8	13	4	2	0
Repko, Jason	.225	47	178	30	40	0	4	7	26	1	2	3	15	40	4	3	0
Rivera, Mike	.250	43	140	7	35	0	0	3	18	0	1	5	8	35	0	1	1
Rodriguez, Reynaldo	.186	12	43	8	8	0	0	0	4	0	1	1	4	12	1	0	2
Ross, Cody	.143	2	7	1	1	0	0	0	0	0	0	1	1	0	0	0	1
Spears, Nate	.240	108	346	46	83	0	4	10	38	3	0	3	43	86	3	2	7
Spring, Matt	.333	2	9	1	3	0	0	0	1	0	0	0	0	4	1	0	0
Thomas, Tony	.242	68	223	35	54	0	2	10	30	0	4	1	22	64	12	1	5
Valencia, Danny	.306	13	49	3	15	0	0	1	8	0	0	0	3	12	0	2	3
Youkilis, Kevin	.364	4	11	1	4	0	0	0	1	0	0	0	3	4	0	1	0
Totals	.266	144	4855	654	1290	0	27	133	606	24	51	55	485	1008	91	41	96

PITCHER	W-L	ERA	G	GS	CG	SHO	SV	IP	H	R	ER	HR	HB	BB	SO	WP	BK
Atchison, Scott	0-0	13.50	2	1	0	0	0	2.0	3	3	3	1	0	0	2	0	0
Bailey, Andrew	0-0	0.00	3	0	0	0	0	3.1	1	0	0	0	0	0	4	0	0
Bard, Daniel	3-2	7.03	31	1	0	0	0	32.0	31	29	25	2	10	29	32	9	0
Beato, Pedro	0-0	0.00	4	0	0	0	1	5.0	1	1	0	0	0	4	7	2	0
Buchholz, Clay	0-0	0.00	1	1	0	0	0	2.1	1	0	0	0	0	2	3	0	0
Buckner, Billy	8-6	3.91	17	17	1	1	0	96.2	87	48	42	12	8	36	59	3	0
Carpenter, Chris	1-0	1.15	16	0	0	0	4	15.2	7	2	2	1	0	8	17	0	0
Cook, Aaron	3-0	2.41	6	6	2	0	0	37.1	33	12	10	1	0	12	16	3	0
De La Torre, Jose	1-0	2.45	12	0	0	0	2	18.1	15	5	5	2	0	3	16	1	0
Duckworth, Brandon	9-2	3.17	21	18	0	0	0	110.2	110	43	39	12	2	35	93	6	0
Fields, Josh	1-0	0.00	10	0	0	0	4	13.2	8	0	0	0	0	2	19	0	0
Figueroa, Nelson	5-3	3.77	8	6	1	0	0	43.0	34	19	18	3	2	12	33	4	0
Germano, Justin	9-4	2.40	17	16	1	0	0	105.0	82	33	28	15	5	13	72	1	0
Hee, Jonathan	1-0	0.00	2	0	0	0	0	2.0	0	0	0	0	0	0	0	0	0
Hernandez, Chris	1-4	3.59	8	7	0	0	0	42.2	40	18	17	4	2	17	30	1	1
Hill, Rich	1-0	1.13	8	0	0	0	0	8.0	3	1	1	1	0	2	10	0	0
Huntzinger, Brock	0-0	6.00	2	0	0	0	0	3.0	4	2	2	0	0	1	4	0	0
Inman, Will	1-3	2.23	35	0	0	0	6	48.1	35	14	12	3	3	34	60	2	1
Kehrt, Jeremy	0-0	7.20	2	1	0	0	0	5.0	7	4	4	1	0	1	3	0	0
LaRoche, Andy	1-0	0.00	1	0	0	0	0	1.0	1	0	0	0	0	0	1	0	0
Latimer, Will	0-2	6.30	5	0	0	0	0	10.0	13	7	7	4	0	4	5	1	0
MacDonald, Mike	0-1	4.50	1	1	0	0	0	4.0	7	2	2	1	0	1	6	0	0
Mathis, Doug	7-6	4.07	19	18	0	0	0	101.2	116	56	46	12	5	36	59	2	0
Matsuzaka, Daisuke	1-3	3.18	11	11	0	0	0	51.0	42	23	18	6	5	17	41	1	0
Melancon, Mark	0-0	0.83	21	0	0	0	11	21.2	15	2	2	0	2	3	27	1	0
Miller, Andrew	0-0	5.73	10	0	0	0	1	11.0	4	7	7	1	1	14	23	1	0
Mock, Garrett	3-3	3.33	35	0	0	0	5	48.2	49	18	18	5	3	23	53	1	0
Mortensen, Clayton	5-3	1.91	24	0	0	0	2	37.2	21	11	8	3	4	15	36	2	0
Ohlendorf, Ross	4-3	4.61	10	10	0	0	0	52.2	57	28	27	5	8	15	37	4	0
Pena Jr., Tony	1-9	4.75	32	12	0	0	0	91.0	108	50	48	11	9	30	62	4	2
Prior, Mark	1-0	3.96	19	0	0	0	1	25.0	15	11	11	4	2	23	38	3	0
Spoone, Chorye	1-1	2.79	14	0	0	0	0	19.1	18	8	6	2	1	20	10	2	0
Stewart, Zach	3-5	3.94	11	11	0	0	0	59.1	58	26	26	6	2	14	42	1	0
Tazawa, Junichi	3-2	2.55	25	0	0	0	4	42.1	34	18	12	2	0	17	56	3	1
Thomas, Justin	0-0	3.38	4	0	0	0	0	5.1	5	2	2	0	0	0	5	0	0
Wilson, Alex	5-3	3.72	40	3	0	1	1	72.2	76	40	30	3	0	33	78	4	3
Wright, Steven	0-1	3.15	4	4	0	0	0	20.0	19	10	7	1	2	5	16	1	0
Totals	79-65	3.43	144	144	5	10	42	1268.1	1160	553	483	124	76	481	1074	64	8



PORTLAND SEA DOGS

EASTERN LEAGUE • DOUBLE-A

HADLOCK FIELD, 271 PARK AVENUE, PORTLAND, ME 04102

President.....	Charlie Eshbach
Executive Vice President/General Manager.....	Geoff Iacuesa
Assistant General Manager/Director of Media Relations.....	Chris Cameron
Manager.....	Kevin Boles
Pitching Coach.....	Bob Kipper
Hitting Coach.....	Rich Gedman
Trainer.....	Brandon Henry
Stadium (First Season/Capacity).....	Hadlock Field (1994 / 7,368)
Media Relations Telephone/Fax.....	(207) 874-9300 / (207) 780-0317



KEVIN BOLES, Manager

OPENING DAY AGE: 38

BORN: January 16, 1975 in Chicago, IL

RESIDES: Northport, WA

MINOR LEAGUE MANAGERIAL RECORD: 729-713 (.506)

Kevin enters his 3rd season as manager of the Sea Dogs in 2013. In the 2011 offseason, he skippered the Sydney Blue Sox of the Australian Baseball League to a postseason berth and represented the World Team as a coach for the league's All-Star Game. He previously led Single-A Salem to a 73-65 record in 2010, 2nd place in the Carolina League's Southern Division, and spent 2008-09 at the helm of Greenville leading the Drive to a 1st-half division title in 2009. That year he was selected to manage the South Atlantic League's Southern Division All-Star Team.

Kevin spent 2006 and 2007 as manager of the Fort Myers Miracle, a Single-A affiliate of the Minnesota Twins. He also served as a manager in the Twins system with Single-A Beloit in 2005 and Single-A Quad City in 2004.

Prior to joining the Twins, he skippered Kansas City's Rookie-Advanced level Arizona Royals in 2003 and served as a coach with the Gulf Coast League Royals in 2002. He managed Florida's Short-A Utica Blue Sox in 2001 after making his professional managerial debut with the GCL Marlins in 2000, a team he led to a division title.

Kevin was selected by the Cubs in the 42nd round of the June 1998 draft out of the University of South Florida where he received a Bachelor's Degree in Communications. His father, John Boles, managed the Marlins in 1996 and from 1999-2001.

CAREER MANAGERIAL RECORD

YEAR	CLUB	LEAGUE	W	L	PCT.	DIV.	PLAYOFFS
2000	Marlins	Gulf Coast (R)	40	20	.667	(1st)	lost to GCL Yankees in 1-game playoff
2001	Utica	New York-Penn (A)	27	47	.365	(5th)	
2003	Royals	Arizona (R)	32	22	.593	(3rd)	
2004	Quad City	Midwest (A)	68	68	.500	(6th/4th)	
2005	Beloit	Midwest (A)	69	71	.493	(6th/T-2nd)	lost to Wisconsin, 2-1 in quarterfinals
2006	Ft. Myers	Florida State (A)	80	60	.571	(T-1st/1st)	lost to Dunedin, 2-1 in semifinal
2007	Ft. Myers	Florida State (A)	70	70	.500	(5th/4th)	
2008	Greenville	South Atlantic (A)	70	69	.504	(4th/7th)	
2009	Greenville	South Atlantic (A)	73	65	.529	(1st/4th)	def. Asheville, 2-0 in semifinals; lost to Lakewood, 3-1 in finals
2010	Salem	Carolina (A)	73	65	.529	(2nd/4th)	
2011	Portland	Eastern (AA)	59	83	.415	(6th)	
2011	Portland	Eastern (AA)	68	73	.482	(5th)	

Career Totals (12 years)

729 713 .506



BOB KIPPER, Pitching Coach

OPENING DAY AGE: 48

BORN: July 8, 1964 in Aurora, IL

RESIDES: Greer, SC

Bob returns as Portland's pitching coach, a position he's held since 2010 as well as from 2003-04. He previously served as the Greenville Drive's pitching coach from 2005-06 and from 2008-09. In 2009, he joined the Drive's coaching staff on the South Atlantic League All-Star Game roster and was named to the league's year-end All-Star team after guiding his hurlers to a 3.80 ERA. He served as pitching coach in Lancaster in 2007 helping the JetHawks to the California League's best record.

Previously, Kipper served as Boston's bullpen coach in 2002. He was also a pitching coach in the Red Sox farm system with Augusta from 2000-01 and with Lowell in 1999. He spent 3 years from 1996-98 as the pitching coach for Winnipeg of the independent Northern League after beginning his coaching career with the Evansville Otters of the independent Frontier League in 1995.

The 8th overall pick in the June 1982 draft by California, he was 27-37 with 11 saves and a 4.34 ERA in 271 games (45 starts) over 8 big league seasons for the Angels (1985), Pirates (1985-91), and Twins (1992).

Bob and his wife, Kristin, have 2 daughters, Kaylyn (18) and Kendal (14).



RICH GEDMAN, Hitting Coach

OPENING DAY AGE: 53

BORN: September 26, 1959 in Worcester, MA

RESIDES: Framingham, MA

Rich enters his 1st season as hitting coach with the Sea Dogs after serving in the same capacity for the Salem Red Sox (2012) and Lowell Spinners (2011). He served as manager of the independent Can-Am League's Worcester Tornadoes for 6 seasons from 2005-10, and prior to that acted as bench coach for the Can-Am League's North Shore Spirit.

A former catcher, Gedman signed with Boston as a non-drafted free agent in 1977 and played 13 major league seasons with the Red Sox (1980-90), Astros (1990), and Cardinals (1991-92). A career .252 hitter with 88 home runs and 382 RBI, he earned a pair of All-Star selections in 1985 and 1986. He served as catcher during Boston's AL pennant run in 1986 and caught Roger Clemens' 20-strikeout game on 4/29 of that season.

Gedman's son, Matthew, is an infielder in the Red Sox system.



BRANDON HENRY, Athletic Trainer

Brandon enters his 2nd season as athletic trainer for the Portland Sea Dogs after spending the previous 2 seasons in the same capacity with the Salem Red Sox. He begins his 7th season with the organization having also served as athletic trainer for the Greenville Drive (2009) and Lowell Spinners (2007-08), and was named New York-Penn League Athletic Trainer of the Year in 2008.

Brandon holds a bachelor's degree from Xavier (OH) University and a master's degree from West Virginia University. Previously, he held training positions with the Reds, Indians, and the University of Cincinnati men's soccer and baseball teams.

2012 Portland Sea Dogs Season in Review

Record: 68-73, 5th, 10.5 GB (Eastern Division)

In his 2nd season managing Portland, Kevin Boles led the Sea Dogs to a 68-73 record in the Eastern League's Northern Division. Portland batters were 8th in the league with a .259 batting average, led the EL in doubles (272), and ranked 4th in homers (112), 2nd in the Red Sox system. The club's 4.06 ERA was 8th in the EL.

OF Bryce Brentz was named the Sea Dogs Most Valuable Player, appearing in a team-high 122 games, hitting .296 (135-for-456) with 17 homers and 76 RBI. He led the team in batting (.296), hits (135), doubles (30), and RBI (76), and ranked 2nd with 17 homers. He was the 1st Sea Dog to ever record 2, 5-hit games and was named Eastern League Player of the Month for May. A 2-time EL Player of the Week (5/28-6/3 and 8/20-26), he was selected to the EL All-Star Team, with teammates **LHP Chris Hernandez** and **1B Reynaldo Rodriguez**.

Hernandez went 4-8 with a team-best 3.13 ERA (36 ER/103.2 IP) in 18 starts for Portland. Named Sea Dogs Pitcher of the Year, He was 6th in the league in ERA at the time of his 7/20 promotion to Triple-A Pawtucket.

Rodriguez hit .257 (84-for-327) with 27 doubles, 3 triples, 16 homers, and 49 RBI before a call-up to Triple-A Pawtucket on 8/1. He ranked among EL leaders in doubles (T-2nd, 27) and homers (T-4th, 16) when he was called up.

RHP Jeremy Kehrt was named Portland's 10th Player of the Year, appearing in 25 games for the Sea Dogs, including 14 starts. He led the team with 8 wins, notching an 8-3 record with a 4.15 ERA (50 ER/108.1 IP), including a 6-0 record with a 2.70 ERA (16 ER/53.1 IP) after the All-Star break.

LHP Drake Britton was named the No. 20 Eastern League prospect by *Baseball America*, finishing the season with a 3.72 ERA (35 ER/84.2 IP) in 16 starts for the Sea Dogs. He was 4-7 with 38 walks and 76 strikeouts after being called up from High-A Salem on 6/1. Named EL Pitcher of the Week for the week of 6/4-10, he posted a 1-0 record in 2 starts with no runs allowed, 3 hits and 7 strikeouts though 10.1 frames.

Red Sox Minor League Pitcher of the Year **RHP Brandon Workman** combined to go 10-8 with a 3.50 ERA (54 ER/138.2 IP) and 130 strikeouts in 25 starts with High-A Salem and Portland. He held the Altoona Curve (ATL) to just 2 hits in 6.0 shutout frames in his Double-A debut on 8/14 and finished the year 3-1 with a 3.96 ERA (11 ER/ 25.0 IP) for Portland. Workman ranked among club minor league leaders in strikeouts (T-2nd) and wins (4th).

SS Xander Bogaerts hit .326 (30-for-92) for the Sea Dogs and was named Red Sox Minor League Offensive Player of the Year for 2012. After being promoted on 8/9 from High-A Salem, Bogaerts hit safely in 19 of 23 games with Portland including 10 multi-hit contests. Named to *Baseball America's* 2012 Minor League All-Star Second-Team, he ranked among club minor league leaders in home runs (T-2nd), RBI (3rd), and batting (T-4th).

OF Jackie Bradley, Jr. hit .271 (62-for-229) with 16 doubles, 2 triples, 29 RBI, 35 walks, and 37 runs scored after his Double-A debut on 6/21. Bradley hit .315 (146-for-463) with 42 doubles, 4 triples, 9 homers, 87 walks,

PORTLAND SEA DOGS, CONTINUED

and 63 RBI in 128 games with Salem and Portland and ranked 5th on *Baseball America's* top EL prospects list.

OF Jeremy Hazelbaker ranked among EL Leaders in stolen bases (T-2nd, 33) and slugging (.479), hitting .273 (119-for-436) with 21 doubles, 6 triples, 19 home runs, and 64 RBI in 114 games with Portland. Named EL Player of the Week for 7/16-22, he was promoted to Triple-A Pawtucket on 8/27, ranked among Red Sox minor league leaders in batting (.273), home runs (T-4th, 19), and stolen bases (2nd, 36) between the 2 teams.

2012 BATTING AND PITCHING STATISTICS

PLAYER	AVG	G	AB	R	H	2B	3B	HR	RBI	SH	SF	HP	BB	SO	SB	CS	E
Bermudez, Ronald	.278	47	158	15	44	9	1	2	15	0	1	1	7	29	4	3	0
Bogaerts, Xander	.326	23	92	12	30	10	0	5	17	0	1	3	1	21	1	1	4
Bradley, Jr., Jackie	.271	61	229	37	62	16	2	6	29	0	3	4	35	49	8	3	3
Brentz, Bryce	.122	456	62	135	30	1	17	76	0	4	4	40	130	7	5	5	0
Butler, Dan	.251	73	247	29	62	14	2	6	26	0	0	7	31	42	0	0	5
Crawford, Carl	.400	3	10	2	4	0	1	0	1	0	0	0	2	1	1	0	0
Dent, Ryan	.237	83	266	40	63	6	0	3	22	6	3	2	29	60	4	2	11
Ellsbury, Jacoby	.222	2	9	1	2	1	0	0	0	0	0	0	0	1	0	0	0
Gentile, Zach	.241	41	133	16	32	7	0	0	15	5	1	3	11	19	3	1	5
Gibson, Derrik	.225	115	405	43	91	13	3	0	26	1	2	3	44	93	14	5	18
Hazelbaker, Jeremy	.273	114	436	77	119	21	6	19	64	6	2	9	35	114	33	11	6
Hedman, Drew	.127	22	71	8	9	3	0	4	7	0	1	2	9	28	0	0	1
Hee, Jonathan	.150	7	20	1	3	1	0	0	2	0	1	2	4	7	0	0	0
Hernandez, Jayson	.190	7	21	0	4	1	0	0	3	0	0	0	1	6	0	0	1
Hissey, Peter	.250	70	236	21	59	14	1	1	27	1	4	1	17	47	15	5	3
Johns, Bryan	.143	2	7	1	1	0	0	0	0	0	0	0	0	3	1	0	0
Kalish, Ryan	.222	3	9	0	2	1	0	0	0	0	0	0	4	1	0	0	0
Linares, J.C.	.333	58	210	34	70	17	1	8	33	0	2	4	22	30	0	1	0
Meneses, Heiker	.197	41	127	12	25	1	1	1	10	3	0	2	13	33	1	3	9
Natoli, Nick	.151	24	73	4	11	3	0	0	1	1	0	0	12	16	0	0	8
Rodriguez, Reynaldo	.257	90	327	45	84	27	3	16	49	0	2	4	35	81	6	3	5
Shaw, Travis	.227	31	110	13	25	13	0	3	12	0	1	1	21	34	1	1	2
Smith, Marquez	.293	71	280	43	82	22	1	8	37	3	4	4	23	52	1	0	9
Spring, Matt	.197	60	198	16	39	8	0	7	22	0	0	3	23	74	0	2	6
Sweeney, Ryan	.143	2	7	0	1	0	0	0	0	0	0	0	0	0	0	0	0
Tejeda, Oscar	.262	51	202	18	53	12	0	5	31	0	2	1	9	41	2	1	1
Vazquez, Christian	.205	20	73	11	15	4	0	0	5	0	1	0	8	9	0	0	3
Vitek, Kolbrin	.242	46	186	14	45	13	1	1	10	0	0	1	10	47	0	0	8
Wilkerson, Shannon	.264	24	91	8	24	5	0	0	6	0	0	1	5	16	3	0	1
Totals	.255	141	4689	583	1196	272	24	112	546	26	35	62	451	1084	105	47	123
PITCHER	W-L	ERA	G	GS	CG	SHO	SV	IP	H	R	ER	HR	HB	BB	SO	WP	BK
Bailey, Andrew	0-0	9.00	1	0	0	0	0	1.0	3	1	1	0	0	0	2	0	0
Balcom-Miller, Chris	4-5	4.41	26	12	0	0	0	85.2	79	46	42	9	10	49	61	10	0
Britton, Drake	4-7	3.72	16	16	0	0	0	84.2	86	41	35	3	1	38	76	2	0
Buckner, Billy	4-3	3.20	10	10	1	0	0	56.1	51	20	20	6	4	17	51	4	1
Carlson, Jesse	0-0	27.00	1	0	0	0	0	1.0	5	3	3	0	0	0	1	0	0
Carpenter, Chris	0-0	4.50	1	1	0	0	0	2.0	2	1	1	0	0	0	3	0	0
Clay, Caleb	3-3	4.61	34	1	0	0	9	66.1	76	37	34	12	4	19	61	4	0
Duarte, Marco	1-0	3.18	6	0	0	0	1	17.0	15	6	6	2	0	9	10	1	0
Fields, Josh	3-3	2.62	32	0	0	0	8	44.2	30	14	13	4	1	16	59	2	0
Hernandez, Chris	4-8	3.13	18	18	0	0	0	103.2	102	46	36	7	4	36	60	6	0
Hill, Rich	0-0	0.00	1	0	0	0	0	1.0	1	0	0	0	0	0	1	0	0
Huntzinger, Brock	4-5	3.93	38	4	0	0	6	71.0	60	35	31	4	2	24	55	3	0
Kehrt, Jeremy	8-3	4.15	25	14	0	0	0	108.1	125	56	50	10	4	31	66	3	0
Kurcz, Aaron	3-4	3.04	29	0	0	0	4	50.1	42	21	17	4	2	27	72	6	1
Latimer, Will	2-3	4.81	22	2	0	0	0	48.2	53	26	26	5	0	17	38	1	0
Lee, Michael	0-0	7.00	4	0	0	0	0	9.0	16	8	7	0	1	4	4	0	0
MacDonald, Mike	3-2	4.62	10	9	0	0	0	50.2	53	27	26	2	0	12	34	4	0
Martin, Chris	3-6	4.48	23	12	0	0	0	76.1	83	42	38	4	6	18	65	2	0
Matsuzaka, Daisuke	0-0	1.93	1	1	0	0	0	4.2	3	1	1	0	0	2	7	0	0
Mortensen, Clayton	0-0	18.00	1	0	0	0	0	1.0	3	2	2	0	0	1	0	0	0
Olmsted, Michael	1-2	0.00	14	0	0	0	3	20.0	11	5	0	0	0	1	7	31	0
Pimentel, Stolmy	6-7	4.59	22	22	1	0	0	115.2	115	66	59	9	2	42	86	8	0
Portice, Eammon	0-1	4.76	9	0	0	0	0	17.0	18	9	9	5	3	7	15	2	0
Pressly, Ryan	2-2	2.93	14	0	0	0	0	27.2	23	9	9	2	0	10	21	2	0
Ranaudo, Anthony	1-3	6.69	9	9	0	0	0	37.2	41	29	28	4	3	27	27	4	0
Rosario, Charlie	2-1	8.40	8	0	0	0	2	15.0	19	16	14	5	1	10	17	1	0
Spoone, Chorye	2-1	4.15	12	0	0	0	0	21.2	19	12	10	1	2	14	17	2	0
Urquidez, Jason	4-2	2.85	17	2	0	0	0	41.7	52	17	15	3	1	11	36	2	0
Webster, Allen	0-1	8.00	2	2	0	0	0	9.0	13	8	8	1	2	4	12	1	0
Workman, Brandon	3-1	3.96	5	5	0	0	0	25.0	23	12	11	2	0	5	23	0	0
Wright, Steven	1-0	1.50	1	1	0	0	0	6.0	5	1	1	0	1	2	2	0	0
Totals	68-73	4.06	141	141	2	7	33	1225.1	1227	617	553	104	55	459	1013	70	2



SALEM RED SOX

CAROLINA LEAGUE - HIGH-A

SALEM MEMORIAL BALLPARK, 1004 TEXAS STREET, SALEM, VA 24153

Vice President/General Manager.....	Todd Stephenson
Senior Assistant General Manager.....	Allen Lawrence
Director, Broadcasting and Media Relations	Evan Lepler
Manager	Billy McMillon
Pitching Coach	Kevin Walker
Hitting Coach	Nelson Paulino
Trainer	David Herrera
Stadium (First Season/Capacity)	LewisGale Field at Salem Memorial Ballpark (1995 / 5,503)
Media Relations Telephone/Fax.....	(540) 389-3333 / (540) 389-9710



BILLY McMILLON, Manager

OPENING DAY AGE: 41

BORN: November 17, 1971 in Otero, NM

RESIDES: Columbia, SC

MINOR LEAGUE MANAGERIAL RECORD: 223-193 (.536)

Billy enters his 2nd season as Salem's manager after skipping at Greenville from 2010-11 where he led the Drive to the South Atlantic League Championship Series in his 2010 managerial debut. He served as the Drive's hitting coach from 2008-09, guiding the team's offense to a league-best 663 runs and 448 walks while earning a spot on the South Atlantic League All-Star Team in 2009. In his 2008 coaching debut, the Drive led the league with 468 walks.

Billy spent parts of 6 seasons in the major leagues with the Florida Marlins (1996-97), Philadelphia Phillies (1997), Detroit Tigers (2000-01), and Oakland Athletics (2001-04).

Taken by the Marlins in the 8th round of the June 1993 draft, he made his big league debut on July 26, 1996 vs. San Diego. He set career highs as a member of the Athletics in 2003 with 66 games, 41 hits, 11 doubles, 6 homers, and 26 RBI. McMillon appeared in 3 Division Series games for the A's against the Red Sox that season, going 1-for-6 with a walk and a RBI.

Billy earned a B.A. from Clemson University and an MBA from the University of Phoenix. In his 3-year career at Clemson (1991-1993), he had the highest career batting average (.382) of any former Tiger.

He and his wife, Krista, live in Columbia, SC with children, Kennedy (11) and Jackson (8).

CAREER MANAGERIAL RECORD

YEAR	CLUB	LEAGUE	W	L	PCT.	DIV.	PLAYOFFS
2010	Greenville	South Atlantic (A)	77	62	.554	(2nd)	Def. Savannah, 2-0 in semi-finals; lost to Lakewood, 3-1 in finals
2011	Greenville	South Atlantic (A)	78	62	.557	(2nd)	
2012	Salem	Carolina League (A)	68	69	.496	(3rd)	

Career Totals (3 years) 223 193 .536



KEVIN WALKER, Pitching Coach

OPENING DAY AGE: 36

BORN: September 20, 1976 in Irving, TX

RESIDES: Holtville, CA

Kevin enters his 3rd season as the Salem Red Sox pitching coach after serving in that capacity for the Greenville Drive in 2010 and for the Lowell Spinners in 2009 in his pro coaching debut. Under his watch in 2009, Spinners hurlers led the New York-Penn League with 638 strikeouts and ranked 2nd with a franchise-best 2.96 ERA.

A left-handed pitcher, he compiled a 7-3 record and a 4.76 ERA in 122 career major league games for the San Diego Padres (2000-03), San Francisco Giants (2004), and Chicago White Sox (2005). A 6th-round selection by San Diego in the June 1995 draft, Kevin saw his first big league action with the Padres in 2000, going 7-1 with a 4.19 ERA in a career-high 70 outings, 2nd-most among major league rookies that year. His 14-year pro pitching career also included stints in the Texas Rangers (2006) and Colorado Rockies (2007) systems and 2 seasons with Camden of the independent Atlantic League (2007-08).

He and his wife, Aimee, live in Holtville, CA with daughter, Kamryn (8) and son, Brady (7).



NELSON PAULINO, Hitting Coach


OPENING DAY AGE: 40

BORN: January 28, 1973 in Salcedo, DR

RESIDES: San Pedro de Macoris, DR

Nelson enters his 1st year as hitting coach with Salem after serving in the same capacity for the Spinners in 2012. It marks his 16th consecutive year with the Red Sox after joining the organization in 1998. He previously served as hitting coach for Boston's Dominican Summer League club from 2008-11 and from 2001-02. Nelson was the DSL club's bench coach in 2007 and manager from 2003-06.

The switch-hitting infielder played 4 years in the Braves farm system from 1991-94, hitting .261 with 5 homers and 56 stolen bases in 306 career minor league games. Nelson and his wife, Neltkis Peguero, have 3 children: Angelina, Chrisberlin, and Nelson Jr.



DAVID HERRERA, Athletic Trainer

David begins his 6th season in the Red Sox organization and his 2nd as the Salem Red Sox athletic trainer. He has also served as athletic trainer for the Greenville Drive from 2010-11, the Lowell Spinners in 2009, and for the Gulf Coast League Red Sox in 2008. Previously, he worked for the St. Joseph Blacksnakes of the independent American Association in the summer of 2006.

Prior to that, he served as a student athletic trainer with the baseball, basketball, football, and volleyball teams at Graceland (IA) University-Lamoni from 2005-06. David graduated from Graceland in 2007 with a B.A. in athletic training and a minor in health.

2012 Salem Red Sox Season in Review

Record: 68-69, 3rd, 18.5 GB (Southern Division) / 1st Half: 41-28, 2nd, 3.0 GB / 2nd Half: 27-41, 4th, 15.5 GB

The Salem Red Sox finished the 2012 season 3rd in the Carolina League Southern Division at 68-77. In his 1st season with Salem, Billy McMillon led the Red Sox to a 41-28 record in the 1st half. Salem posted a 27-41 mark in the 2nd half.

The Sox finished with a .270 batting average, tops in the Red Sox minor league system and 2nd in the Carolina League. They led the CL in doubles (311), walks (487) and stolen bases (180). Sox pitchers combined for a 4.21 ERA, 6th in the CL. The Sox were tied for 1st in the league with a .973 fielding percentage, led by OF Shannon Wilkerson (.996) and 2B Sean Coyle (.967), who paced the league at their positions.

1B Travis Shaw was named Carolina League MVP for the 2012 California-Carolina League All-Star Game. Shaw was 1-for-2 with a walk, a 2-run homer and 2 runs scored as the Carolina All-Stars topped the California All-Stars, 9-1. **OF Jackie Bradley, Jr.** (0-for-5) and **SS Xander Bogaerts** (0-for-2) joined Shaw in the win. **RHP Michael Olmsted** was also named to the team but did not play.

Shaw was also a post-season All-Star, leading the Carolina League with a .411 on-base percentage and ranking among league leaders in batting average (3rd, .305) and RBI (T-4th, 73). He had 31 doubles, 3 triples, 16 homers, 73 RBI, 59 walks, and 69 runs scored before being promoted to Double-A Portland on 8/1.

Bradley committed just 7 errors in 260 chances for a .973 fielding percentage in 115 games between right field (1 game) and center field (114 games) with Salem and Double-A Portland to be named Red Sox Minor League Defensive Player of the Year. The 22-year-old hit .359 (84-for-234) with 26 doubles, 34 RBI and 52 walks for Salem before making his Double-A debut on 6/21. Bradley was named Topps Player of the Month in the Carolina League for May, batting .382 (34-for-89) with 21 walks to lead all CL hitters. He ranked 2nd in Boston's minor league system in batting average, was selected as a Carolina League mid- and post-season All-Star and named to *Baseball America's* 2012 Minor League All-Star Second Team.

Bogaerts hit .307 (146-for-476) with 37 doubles, 3 triples, 20 home runs, 81 RBI and 44 walks in 127 games with Salem and Double-A Portland. He was named Carolina League Player of the Week for 7/30-8/5 and was selected as a CL mid- and post-season All-Star. The Red Sox Minor League Offensive Player of the Year represented the Red Sox organization at the 2012 SiriusXM All-Star Futures Game, playing for the World team.

RHP Brandon Workman was named Red Sox Minor League Pitcher of the Year, going 7-7 with a 3.40 ERA (43 ER/113.2 IP) and 107 strikeouts in 2 starts for the Sox before being promoted to Double A-Portland on 8/8. The 24-year-old ranked among Carolina League qualifiers in ERA (4th), WHIP (2nd, 1.09), and opponent batting average (2nd, .244). He was named Carolina League Pitcher of the Week for April 23-29 after tossing a 6.0-inning, 3-hit shutout in his 4/27 start against the Carolina Mudcats (CLE).

RHP Matt Barnes made his High-A debut on 5/5, allowing just 1 run and striking out 12 through 6.0 frames for the win. He joined teammate Bogaerts in representing the Red Sox at the 2012 SiriusXM All-Star Futures Game as part of the U.S. Team. Barnes was named Carolina League Pitcher of the week for 6/4-10. He tossed 6.0 score-

SALEM RED SOX, CONTINUED

less innings against the Winston-Salem Dash and notched his 1st career shutout in a 7.0-inning opening game of Salem's doubleheader against the Potomac Nationals, allowing 9 hits, 4 walks and struck out 8 in that span.

Barnes combined to go 7-1 with a 0.99 ERA (8 ER/72.2 IP) between Salem and Single-A Greenville before the All-Star break, including a 5-1 record with a 1.37 ERA (7 ER/46.0 IP) for the Sox...He finished the season 5-5 with a 3.58 ERA (37 ER/93.0 IP), with 25 walks, and 91 strikeouts. He was named Carolina League Pitcher of the week for June 4-10 and combined for 133 strikeouts between Salem and Greenville to lead all Red Sox minor leaguers. His 2.86 ERA (38 ER/119.2 IP) ranked 3rd in the organization.

2B Sean Coyle led league-qualifying second basemen with a .967 fielding percentage, committing just 16 errors in 483 total chances. His 111 games at second base led the CL and he paced the position in total chances, assists (290) and double plays (67). Coyle hit .249 (109-for-437), with 31 doubles, 2 triples, 9 home runs, 63 RBI, 29 walks, and 60 runs scored.

2012 BATTING AND PITCHING STATISTICS

PLAYER	AVG	G	AB	R	H	2B	3B	HR	RBI	SH	SF	HP	BB	SO	SB	CS	E
Almanzar, Michael	.300	124	454	62	136	36	0	12	54	0	4	7	33	77	10	4	15
Blair, Carson	.206	51	165	25	34	11	3	3	24	0	3	2	21	48	2	3	4
Bogaerts, Xander	.302	104	384	59	116	27	3	15	64	1	2	5	43	85	4	4	17
Bradley, Jr., Jackie	.359	67	234	53	84	26	2	3	34	0	8	10	52	40	16	6	4
Chester, David	.360	7	25	4	9	1	0	1	5	0	1	0	1	7	0	0	0
Coyle, Sean	.249	116	437	60	109	31	2	9	63	0	3	15	29	116	16	0	16
De La Cruz, Keury	.280	6	25	1	7	2	0	1	6	0	0	0	1	2	1	1	0
Gentile, Zach	.346	8	26	6	9	3	0	0	5	0	0	0	7	4	1	0	2
Hedman, Drew	.247	62	190	31	47	13	3	5	33	0	4	3	34	52	10	0	5
Hernandez, Jayson	.125	12	40	2	5	3	0	0	1	0	0	0	1	10	0	0	2
Ibarra, Adalberto	.275	75	247	31	68	15	1	0	25	1	2	8	38	39	8	4	4
Jacobs, Brandon	.252	114	437	62	110	30	0	13	61	0	3	8	39	128	17	9	5
Johns, Bryan	.143	2	7	1	1	0	0	0	0	0	0	0	1	3	0	0	0
Johnson, Matty	.265	48	155	28	41	10	1	1	17	2	2	1	21	23	5	6	0
Kalish, Ryan	.333	3	12	3	4	0	0	1	1	0	0	0	0	3	1	1	0
Kang, James	.190	49	116	11	22	4	3	0	6	1	3	2	13	39	2	3	11
LeBlanc, Lucas	.200	41	125	16	25	8	1	0	9	4	1	5	10	33	1	4	1
Marquis, Matthew	.152	10	33	2	5	1	0	0	1	1	0	0	2	14	1	0	1
Meneses, Heiker	.272	62	250	35	68	16	4	2	32	5	2	7	3	55	18	11	6
Renfro, David	.182	10	33	2	6	1	0	0	5	0	1	1	3	7	0	1	2
Sanchez, Felix	.262	46	145	16	38	6	1	1	13	1	2	5	10	42	25	4	3
Shaw, Travis	.305	99	354	69	108	31	3	16	73	0	3	7	59	81	11	2	13
Vazquez, Christian	.266	81	293	43	78	17	0	7	41	3	2	4	40	70	2	2	9
Wilkinson, Shannon	.229	100	386	50	104	19	5	4	42	7	6	1	20	72	29	7	1
Totals	.270	138	4573	672	1234	311	32	94	615	26	52	91	487	1050	180	72	139

PITCHER	W-L	ERA	G	GS	CG	SHO	SV	IP	H	R	ER	HR	HB	BB	SO	WP	BK
Barnes, Matt	5-5	3.58	20	20	1	1	0	93.0	85	42	37	6	8	25	91	6	1
Bayer, Jeremiah	1-3	4.24	20	0	0	0	1	40.1	49	28	19	3	3	9	43	5	0
Britton, Drake	3-5	5.80	10	8	0	0	0	45.0	42	35	29	5	4	19	42	2	0
Castillo, Yeiper	3-4	3.17	11	11	0	0	0	59.2	44	24	21	3	1	25	49	7	0
Celestino, Miguel	7-9	4.68	26	26	0	0	0	134.2	129	75	70	18	8	44	93	11	3
Couch, Keith	11-9	3.46	28	22	2	0	0	145.2	152	65	56	9	8	34	109	5	2
Duarte, Marco	1-2	3.24	15	0	0	0	1	25.0	24	11	9	3	1	8	25	1	0
Flores, Ruben	1-0	2.72	19	0	0	0	2	36.1	25	14	11	5	4	8	31	5	0
Gleason, Michael	1-1	5.13	22	0	0	0	3	47.1	52	28	27	6	6	16	33	1	0
Hill, Rich	0-0	0.00	3	3	0	0	0	4.0	1	0	0	0	1	1	8	0	0
Jones, Andrew	5-4	3.35	39	0	0	0	4	75.1	89	32	28	3	2	9	53	4	0
Kehrt, Jeremy	0-1	4.50	2	2	0	0	0	10.0	9	6	5	0	0	2	5	2	0
Latimer, Will	2-1	7.15	5	0	0	0	0	11.1	15	9	9	2	0	5	12	0	0
Lockwood, Tyler	0-0	6.75	4	0	0	0	0	8.0	13	7	6	1	1	2	2	1	0
Matsuzaka, Daisuke	0-1	6.75	1	1	0	0	0	4.0	6	3	3	2	0	0	3	0	0
McCarthy, Michael	2-1	2.55	5	4	0	0	0	24.2	25	9	7	1	1	4	20	0	0
Olmsted, Michael	0-2	2.29	33	0	0	0	16	39.1	25	13	10	1	2	8	61	5	0
Pressly, Ryan	5-3	6.28	20	12	0	0	0	76.0	86	58	53	9	4	26	61	10	0
Rivera, Manuel	5-5	6.06	28	6	0	0	2	84.2	95	65	57	15	7	46	59	6	2
Rosario, Charle	4-2	4.91	20	2	0	0	2	51.1	55	30	28	5	3	15	36	2	0
Ruiz, Pete	5-2	3.14	27	0	0	0	5	48.2	47	17	17	3	0	16	51	11	0
Swinson, Scott	0-2	8.36	6	1	0	0	0	14.0	18	15	13	3	3	7	11	0	0
Workman, Brandon	7-7	3.40	20	20	0	0	0	113.2	104	47	43	10	1	20	107	6	1
Totals	68-69	4.21	138	138	3	10	36	1192.0	1190	633	558	113	68	349	1005	90	9



GREENVILLE DRIVE

SOUTH ATLANTIC LEAGUE - SINGLE-A

FLUOR FIELD AT THE WEST END, 945 SOUTH MAIN STREET, GREENVILLE, SC 29601

Co-Owner/President.....	Craig Brown
General Manager.....	Mike deMaine
Media Relations Manager.....	Cameron White
Manager.....	Carlos Febles
Pitching Coach.....	Paul Abbott
Hitting Coach.....	U.L. Washington
Trainer.....	Mackenzie Zabbo
Stadium (First Season/Capacity).....	Fluor Field at the West End (2006 / 5,700)
Media Relations Telephone/Fax.....	(864) 240-4504 / (864) 240-4501



CARLOS FEBLES, Manager

OPENING DAY AGE: 36

BORN: May 24, 1976 in El Seibo, DR

RESIDES: La Romana, DR

MINOR LEAGUE MANAGERIAL RECORD: 95-118 (.446)

Carlos begins his 2nd season at the helm for Greenville after making his managerial debut with the Spinners in 2011. He previously held positions as hitting coach with the Salem Red Sox (2009-10) and Lancaster JetHawks (2008) after making his professional coaching debut with Lowell in 2007. He led the JetHawks to California League-best marks in batting (.285), hits (1,423), and homers (154) in 2008.

The second baseman spent 6 seasons with the Kansas City Royals from 1998-03, batting .250 with 24 home runs and 146 RBI. As a rookie in 1999, he set career highs in homers (10), RBI (53) and stolen bases (20), ranking among AL rookies in triples (1st, 9), OBP (2nd, .336), walks (2nd, 47), stolen bases (T-2nd), and runs (3rd, 71).

He played his final professional season for the Red Sox organization with Pawtucket in 2004, batting .257 (67-for-261) with 3 homers and 28 RBI in 68 games.

Carlos and his wife, Nedelin, have two children: Karla and Carlos, Jr.

CAREER MANAGERIAL RECORD

YEAR	CLUB	LEAGUE	W	L	PCT.	DIV.	PLAYOFFS
2011	Lowell	New York-Penn (A)	29	45	.392	(4th)	
2012	Greenville	South Atlantic (A)	66	73	.475	(6th)	
Career Totals (2 years)			95	118	.446		



PAUL ABBOTT, Pitching Coach

OPENING DAY AGE: 45

BORN: September 15, 1967 in Van Nuys, CA

RESIDES: Fullerton, CA

Paul enters his 1st season as Greenville's pitching coach after spending the previous 2 seasons in the same capacity for Lowell. He previously spent 2 seasons with the independent Golden League's Orange County Flyers, serving as manager in 2010 and as pitching coach in 2009. He was also an assistant coach at Fullerton (CA) Junior College.

A right-handed pitcher, he played 20 seasons of professional ball from 1985-2005 and spent parts of 11 seasons in the major leagues with the Twins (1990-92), Indians (1993), Mariners (1998-2002), Royals (2003), Devil Rays (2004), and Phillies (2004). He was originally selected by Minnesota in the 3rd round of the 1985 draft and earned a career-high 17 victories during the Mariners 116-win season in 2001.

Paul lives in Fullerton, CA and has 4 children: Lance (26), Trent (25), Chloe (15), and Reese (12).



U.L. WASHINGTON, Hitting Coach

OPENING DAY AGE: 59

BORN: October 27, 1953 in Springtown, OK

RESIDES: Atoka, OK

U.L. begins his 1st season as Greenville's hitting coach after serving in the same capacity for 7 seasons with the GCL Red Sox. Prior to 2006, he was the Red Sox minor league infield coordinator for 2 seasons and Pawtucket's hitting coach in 2003. Before that, he spent 2 years in the same role for Double-A New Britain.

In 1999, Washington was the hitting coach for the Dodgers' Double-A San Antonio affiliate. He was a minor league hitting instructor for Kansas City from 1997 to 1998 and the Royals' Triple-A Omaha hitting coach in 1996. U.L. coached at Double-A Wichita. He coached with the Royals Double-A Memphis club from 1991-93. In 1989, Washington began his coaching career as manager of Pittsburgh's Short-A Welland affiliate.

A former shortstop, Washington played in parts of 11 major league seasons from 1977-87, batting .251 with 27 homers and 255 RBI in 907 games. He spent his 1st 8 years with Kansas City, hitting .303 in 9 postseason contests. U.L. played in Montreal in 1985 and closed out his career with 2 years in Pittsburgh.

U.L. and his wife, Sandra, have 2 children, daughter Shawnte (32) and son Christopher (28).



MACKENZIE ZABBO, Athletic Trainer

Mackenzie enters her 4th season with the Red Sox organization and her 1st as head athletic trainer with the Greenville Drive after serving in the same capacity for the Lowell Spinners in 2012. In 2011, she served as an assistant athletic trainer with the Greenville Drive and spent the 2010 season as an intern with the GCL Red Sox.

Zabo attended the University of New England for her undergraduate studies and then went on to pursue a master's degree at Brunel University in the United Kingdom.

2012 Greenville Drive Season in Review

Record: 66-73, 6th, 21.5 GB (Southern Division) / 1st Half: 34-36, 5th, 13.0 GB / 2nd Half: 32-37, 5th, 12.5 GA

In his 1st year as Greenville's manager, Carlos Febles led the Drive to a 66-73 season, 6th in the South Atlantic League Southern Division.

The club's regular-season attendance of 347,042 at Fluor Field led the Southern Division for the 5th straight year and ranked 3rd overall in the league.

Greenville's .263 batting average ranked 3rd in the Red Sox system, 7th in the SAL. The Drive finished 2nd in the South Atlantic League in doubles (270) and 3rd in walks (586). Club hurlers combined for a league-worst 4.71 ERA.

The Drive were represented by **LHP Miguel Pena**, **3B Garin Cecchini**, and **OF Keury De La Cruz** in the South Atlantic League All-Star Game. Pena walked 1 and struck out 1 in 1.0 inning of relief for the SAL South Division as they fell to the North Division. Cecchini was 0-for-2 in the loss and De La Cruz was named to the team but did not play in the game.

Pena went 8-7 with a 2.95 ERA (33 ER/100.2 IP) for the Drive. He struck out 91 and walked just 21 in 20 games (19 starts). He ranked among team leaders in wins (2nd), innings pitched (3rd), and strikeouts (3rd). Named South Atlantic League Pitcher of the Week for 5/7-13, he tossed 6.0 perfect innings against the Rome Braves (ATL) on 5/8 and combined with relievers **LHP Hunter Cervenka** and **RHP Tyler Lockwood** on the 1st 9-inning no-hitter in Greenville Drive history.

Cecchini was named Red Sox Base Runner of the Year, leading the organization with 51 stolen bases, 3rd-most in the South Atlantic League. He was caught stealing just 6 times for an 89.4 percent success rate. He led qualifying South Atlantic League third basemen with a .944 fielding percentage, committing 14 errors in 251 chances. Cecchini ranked among league leaders in doubles (T-3rd, 38) and runs scored (T-4th, 84).

De La Cruz led the Drive batting .308 (146-for-474) and had 8 triples, 19 home runs, 81 RBI, 254 total bases, and a .536 slugging percentage. His 62 extra-base hits were tied for 2nd most in the South Atlantic League. A post-season All-Star, he also ranked among league leaders in hits (3rd), slugging (3rd), home runs (T-3rd), and batting (7th), and earned a promotion to High-A Salem on 8/29. He combined for a .305 (139-for-455) batting average between Greenville and Salem, 6th best by a Red Sox minor leaguer.

RHP Matt Barnes was named the South Atlantic League Pitcher of the Week for 4/5-16, allowing just 3 hits in 10.0 scoreless innings over 2 starts. He walked 2 and struck out 16 in his 1st professional season. He led all

GREENVILLE DRIVE, CONTINUED

Single-A pitchers with a 0.34 ERA (1 ER/26.2 IP) in April, finishing the month with a 2-0 record over 5 pitching appearances and earning a promotion to High-A Salem on 5/5.

LHP Henry Owens led Greenville pitchers with 12 wins, tied for the most in the Red Sox organization, finishing the season 12-5 with a 4.87 ERA (55 ER/ 101.2 IP) for the Drive. He allowed 100 hits, 47 walks and struck out 130, 2nd most by a Sox minor leaguer and 4th in the SAL.

2012 BATTING AND PITCHING STATISTICS

PLAYER	AVG	G	AB	R	H	2B	3B	HR	RBI	SH	SF	HP	BB	SO	SB	CS	E
Cecchini, Garin	.305	118	455	84	139	38	4	4	62	0	3	7	61	90	51	6	14
De La Cruz, Keury	.308	116	474	71	146	35	8	19	81	0	0	6	26	101	19	7	9
Escobar, Leonel	.194	11	31	3	6	3	0	0	3	1	0	0	3	7	0	0	0
Garcia, Jose	.251	91	346	61	87	15	2	7	33	4	3	2	45	88	25	9	17
Guerrero, Dreilly	.210	18	62	7	13	2	0	0	7	2	0	1	3	21	0	0	1
Johns, Bryan	.232	74	241	33	56	17	0	0	19	3	3	5	50	56	5	4	12
Koback, Cody	.260	89	331	37	86	12	2	4	37	5	1	11	19	85	19	4	2
LeBlanc, Lucas	.264	34	121	16	32	6	0	3	15	1	2	5	9	31	1	3	3
Marquis, Matthew	.235	37	115	14	27	6	1	1	10	0	0	4	12	40	0	1	0
Moanaroo, Boss	.262	110	359	48	94	20	1	5	49	0	8	4	77	113	1	1	10
Natoli, Nick	.228	48	136	27	31	10	0	1	13	3	1	3	30	34	8	0	8
Ramos, Henry	.254	122	441	61	112	24	4	8	63	5	0	4	44	101	12	10	9
Renfroe, David	.256	96	355	49	91	27	0	10	64	0	2	7	33	69	4	0	6
Repko, Jason	.273	7	22	5	6	0	1	1	2	0	0	1	6	10	1	0	0
Swihart, Blake	.262	92	344	44	90	17	4	7	53	0	8	0	26	68	6	2	7
Turocy, Drew	.282	81	291	36	82	18	1	2	29	1	2	2	18	61	8	3	3
Vinicio, Jose	.277	70	256	37	71	9	3	3	32	3	2	4	13	56	24	11	25
Weems, Jordan	.201	86	298	33	60	11	0	0	29	1	0	2	44	87	4	1	4
Totals	.263	139	4678	666	1229	270	31	75	601	29	35	68	519	1118	188	62	150

PITCHER	W-L	ERA	G	GS	CG	SHO	SV	IP	H	R	ER	HR	HB	BB	SO	WP	BK
Barnes, Matt	2-0	0.34	5	5	0	0	0	26.2	12	1	1	0	1	4	42	0	1
Brahney, Kevin	2-1	10.00	14	0	0	0	0	27.0	40	31	30	4	3	8	28	5	0
Carpenter, Chris	0-0	4.50	2	2	0	0	0	2.0	1	1	1	0	1	1	4	1	0
Castillo, Yeiper	5-4	3.92	17	11	0	0	2	78.0	73	39	34	7	7	37	70	3	0
Cervenka, Hunter	0-3	8.04	9	0	0	0	0	15.2	15	17	14	1	1	12	24	1	0
Chavez, Dylan	1-2	9.00	15	0	0	0	0	22.0	29	22	22	2	4	10	20	3	0
Diaz, Luis	3-8	6.01	20	17	0	0	0	91.1	117	66	61	8	9	28	62	13	2
Erasmus, Justin	1-3	9.24	26	0	0	0	3	49.2	70	51	51	13	2	16	38	7	0
Garcia, Jason	6-6	6.16	28	22	0	0	2	115.1	135	85	79	8	8	67	95	13	3
Hill, Rich	0-0	4.50	2	2	0	0	0	2.0	2	1	1	0	0	0	5	0	0
Johns, Bryan	0-0	9.00	1	0	0	0	0	1.0	2	1	1	0	0	0	0	0	0
Kraus, Kyle	0-0	3.18	6	2	0	0	0	17.0	19	6	6	2	1	2	15	0	0
Lockwood, Tyler	5-3	3.46	44	0	0	0	9	65.0	70	29	25	4	2	27	52	8	0
McCarthy, Michael	3-4	3.66	26	4	0	0	1	64.0	55	29	26	1	3	24	51	9	0
Miller, Andrew	0-0	0.00	2	1	0	0	0	2.0	2	0	0	0	1	0	3	0	0
Ogando, Nefi	4-4	3.70	38	0	0	0	2	75.1	72	34	31	3	5	34	54	7	1
Ott, Matty	4-3	3.54	39	0	0	0	5	84.0	68	42	33	12	2	27	65	12	0
Owens, Henry	12-5	4.87	23	22	0	0	0	101.2	100	58	55	10	6	47	130	5	0
Pena, Miguel	8-7	2.95	20	19	0	0	0	100.2	95	43	33	7	4	21	91	4	3
Ramirez, Noe	2-7	4.15	16	16	0	0	0	84.2	89	43	39	12	3	19	82	2	1
Rosario, Charlie	1-0	4.80	7	0	0	0	0	15.0	12	8	8	2	0	4	17	2	0
Striz, Nathan	2-3	3.34	23	0	0	0	8	29.2	19	11	11	2	0	12	43	4	0
Swinson, Scott	4-0	1.74	14	4	0	0	0	51.2	47	14	10	0	2	12	34	1	0
Velette, Raynel	0-1	4.00	4	0	0	0	0	9.0	8	4	4	1	0	7	9	0	0
Wilson, Tyler	0-1	5.91	13	0	0	0	1	21.1	26	17	14	6	3	11	10	1	0
Younginger, Madison	1-8	7.29	13	12	0	0	0	54.1	72	52	44	8	2	30	44	6	0
Totals	66-73	4.71	139	139	0	6	33	1206.0	1250	705	631	113	70	460	1088	107	11



LOWELL SPINNERS

NEW YORK-PENN LEAGUE - SHORT-A

LELACHEUR PARK, 450 AIKEN STREET, LOWELL, MA 01854

Owner/Chief Executive Officer	Drew Weber
President/General Manager	Tim Bawmann
Vice President of Corporate Communications	Jon Goode
Director, Media Relations	Jon Boswell
Manager	Bruce Crabbe
Pitching Coach	Walter Miranda
Hitting Coach	Noah Hall
Trainer	Satoshi Kajiyama
Stadium (First Season/Capacity)	Edward LeLachur Park (1998 / 5,030)
Media Relations Telephone/Fax	(978) 805-5117 / (978) 459-1674



BRUCE CRABBE, Manager

OPENING DAY AGE: 51

BORN: February 14, 1962 in Louisville, KY

RESIDES: Orlando, FL

MINOR LEAGUE MANAGERIAL RECORD: 342-365 (.484)

Bruce enters his 9th year in the Red Sox organization and his 10th campaign as a minor league manager returning to Lowell after managing the club in 2006 and 2010. He previously skippered in Boston's farm system for the Salem Red Sox in 2011 and spent 4 seasons from 2006-09 as Boston's minor league infield coordinator. His tenure with the Red Sox began as hitting coach for the Wilmington Blue Rocks in 2005.

Bruce spent 7 years with the Texas Rangers from 1998-2004, the last 3 as a hitting and infield coach for Triple-A Oklahoma. From 1998-2001, he served dual roles as a Triple-A Coach and Single-A Pulaski's manager. In 1999, he led Pulaski to the best record in the Appalachian League and was named Manager of the Year. Crabbe spent 1995-97 as the manager, director of player development and scouting, and infield coach for the Colorado Silver Bullets, a professional women's baseball team.

Bruce played professionally in the Cubs, Blue Jays, and Braves systems from 1984-92 after attending the University of Florida, where he was an All-American selection in 1984. He holds a bachelor's degree in liberal arts.

CAREER MANAGERIAL RECORD

YEAR	CLUB	LEAGUE	W	L	PCT.	DIV.	PLAYOFFS
1994	Butte	Pioneer (R)	24	48	.333	(8th)	
1998	Pulaski	Appalachian (A)	29	37	.439	(4th)	
1999	Pulaski	Appalachian (A)	48	21	.696	(1st)	lost to Martinsville, 2-0 in finals
2000	Pulaski	Appalachian (A)	40	28	.588	(2nd)	
2001	Pulaski	Appalachian (A)	38	30	.558	(3rd)	
2006	Lowell	New York-Penn (A)	39	36	.520	(3rd)	
2010	Lowell	New York-Penn (A)	24	50	.324	(4th)	
2011	Salem	Carolina (A)	64	75	.460	(4th)	
2012	Lowell	New York-Penn (A)	36	40	.474	(2nd)	

Career Totals (9 years) 342 365 .484



WALTER MIRANDA, Pitching Coach

OPENING DAY AGE: 38

BORN: January 6, 1975 in Cartagena, Colombia

RESIDES: Cape Coral, FL

Walter returns to Lowell, where he also served as pitching coach from 2005-06 and in 2008, after serving as pitching coach for the Gulf Coast League Red Sox for 4 seasons from 2009-12. He helped guide the GCL club to a 3.11 ERA last season. He also held the position of pitching coach for the GCL Red Sox from 2000-04 and with the Greenville Drive in 2007.

Miranda joined the Red Sox organization in 1999 after a 6-year playing career in the Florida Marlins system, over which he went 21-19 in 68 games (60 starts). He played baseball and basketball in his native Colombia and became the 2nd player to sign with the expansion Marlins on 1/15/92.

Walter and his wife, Nicole, live in Cape Coral, FL with their daughter, Miel.



NOAH HALL, Hitting Coach

OPENING DAY AGE: 35

BORN: June 9, 1977 in Boulder Creek, CA

RESIDES: Clay, NY

Noah begins his 1st season with Lowell after helping lead his team to the finals in his coaching debut in 2012 with the Gulf Coast League Red Sox.

After spending 1 year at San Jose City College, he was selected by the Montreal Expos in the June 1995 draft and went on to play parts of 13 seasons as an outfielder in affiliated minor league baseball from 1996-09. He played in 1,543 games including 367 through parts of 5 seasons in independent leagues (2001, 2007 and 2009-11). He had a career year in 2005 while playing in the Carolina League when he hit .332, .459 OBP, .633 SLG, 1092 OPS, 112 runs, 26 HR, 92 RBI and 24 SB. He holds a .284 career average with a .390 OBP, 953 runs, 271 doubles, 134 homers, 64 triples, 833 RBI, 303 stolen bases and finished with more walks (789) than strikeouts (779) in his 16-year playing career.

Hall and his wife, Kelly, have 2 children, Isaiah (5) and Isabella (1).



SATOSHI KAJIYAMA, Athletic Trainer

He enters his 1st season as athletic trainer for Lowell after spending 2 years as a graduate assistant in the Illinois State Athletic Training Program. It is his 2nd stint with the Red Sox having previously served as an intern from 2007-08. Satoshi also interned with the Pittsburgh Pirates (2006) and the Los Angeles Dodgers (2009).

He graduated from Bridgewater State College with a B.S. in physical education with an athletic training concentration and received his M.S. in kinesiology and recreation with an athletic training emphasis from Illinois State University.

2012 Lowell Spinners Season in Review

Record: 36-40, 2nd, 15.0 GB (Stedler Division)

Led by Bruce Crabbe in his 3rd stint with Lowell after managing Salem in 2011, the Spinners finished the 2012 season with a 36-40 record, 2nd in the New York-Penn League's Stedler Division.

Lowell ranked 12th with a .231 team batting average, the lowest in the club's 17-year history, but ranked 2nd in the NYPL with 106 stolen bases.

Club hurlers combined for 6th in the league with a 3.40 ERA, 2nd in the Red Sox system and up from 13th in 2011 when pitchers posted a team 4.50 ERA.

The Spinners led the Stedler Division with a regular-season attendance of 168,239, 3rd in the league, and drew the largest crowd in LeLacheur Park history with 5,537 tickets sold on 8/19.

SS Deven Marrero, the Red Sox 1st selection in the 1st round (24th overall) of the June 2012 draft, made his professional debut on 6/24 going 2-for-4 with a walk and a run for the Spinners. He recorded multiple hits in 3 of his 1st 5 games. Marrero led the team in stolen bases (24), on-base percentage (.358), and doubles (T-1st, 14), and ranked among team leaders in batting (2nd, .268), slugging (2nd, .374), triples (2nd, 3), and RBI (T-3rd, 24).

OF Dreily Guerrero, **LHP Francisco Taveras** and **RHP William Cuevas** were selected to represent the Spinners in the 2012 New York-Penn League All-Star game. Taveras tossed 1.0 scoreless inning for the American League All-Stars in their 8-1 loss to the National League. Cuevas did not pitch in the game.

Taveras posted a 1.99 ERA (15 ER/68.0 IP), 2nd best by a Red Sox minor league pitcher and 4th in the NYPL, and held opponents to a .190 batting average, 3rd lowest in the league. He finished the season with a 6-3 record, allowing 46 hits, 31 walks and striking out 59.

Guerrero hit .274 (43-for-157) with 8 doubles, 13 RBI, 15 walks, and 17 runs scored over 3 stints with the Spinners. He collected a season-high 4 hits on 8/4 against the Staten Island Yankees. Guerrero stole a base in 5 consecutive games from 7/29-8/6 before finishing the season with Single-A Greenville after a promotion on 8/30.

Cuevas set a single-season record with an organizational-leading 1.40 ERA (12 ER/77.1 IP) and tied a Spinners single-season record with 8 wins. He did not give up a run in his 1st 11 innings and allowed just 1 run over his 1st 4 outings (1 ER/16.1 IP). Cuevas struck out a season-high 10 batters on 7/12 against the Mahoning Valley Scrappers (CLE). He ranked among NYPL leaders in wins (T-1st), ERA (2nd), strikeouts (3rd, 72), WHIP (3rd, 0.91), and innings pitched (T-4th, 77.1).

Lowell swept the New York-Penn League weekly awards for 6/18-24 with **1B David Chester** and **RHP Raynel Veleete** taking home Player and Pitcher of the Week honors respectively. Chester hit .394 (13-for-33) with 4 doubles, 2 homers, 7 RBI, and 8 runs over that span. Veleete surrendered just 1 hit through 6.0 shutout innings on 6/21 vs. the Connecticut Tigers (DET). He struck out 2 and did not allow a walk in his 1st start of the season for the Spinners.

LOWELL SPINNERS, CONTINUED

Chester led the team with 9 home runs, tied for 3rd most in the league, and his 6 consecutive multi-hit games (6/19-24) tied a Spinners record (last, Michael Goss in 2002). He hit .232 (38-for-164) with 8 doubles, 28 RBI, 22 walks, and 23 runs scored.

Velette finished the season with a 4-3 record and ranked among team leaders in ERA (3rd, 3.56), WHIP (3rd, 1.29), strikeouts (3rd, 55), and wins (T-4th, 4). His 78.1 innings pitched were 3rd most in the NYPL.

2B Mookie Betts led the Spinners with 31 RBI and finished the season hitting .267 (67-for-251) with 8 doubles, 1 triple, and 32 walks. He reached base safely in 13 consecutive games from 7/14-29 including 5 multi-hit games. Betts collected back-to-back 3-hit games 8/9 and 8/10.

2012 BATTING AND PITCHING STATISTICS

PLAYER	AVG	G	AB	R	H	2B	3B	HR	RBI	SH	SF	HP	BB	SO	SB	CS	E
Betts, Mookie	.267	71	251	34	67	8	1	0	31	2	4	3	32	30	20	4	15
Chester, David	.232	43	164	23	38	8	0	9	28	0	1	1	22	37	0	1	5
Colorado, Jose	.050	6	20	0	1	0	0	0	0	1	0	1	3	9	1	0	2
Davies, Jake	.254	34	122	10	31	5	1	0	13	0	2	1	9	27	0	1	1
Gedman, Matthew	.206	44	155	18	32	4	0	3	21	0	2	3	12	19	3	0	9
Guerrero, Dreilly	.274	41	157	17	43	8	0	0	13	2	3	0	15	44	11	5	8
Heller, Kevin	.333	7	24	3	8	2	0	2	3	1	0	0	2	7	2	0	1
Iglesias, Jose	.375	2	8	1	3	1	0	0	0	0	0	0	1	1	1	0	0
Jerez, Williams	.241	23	83	6	20	3	0	0	5	0	0	1	3	13	3	1	2
Johnson, Matty	.191	12	47	7	9	0	0	0	1	0	0	0	5	13	4	0	1
Kapstein, Zach	.160	26	81	9	13	3	0	0	2	0	0	3	7	31	0	0	1
Mager, Kevin	.200	3	10	0	2	0	0	0	0	0	0	0	0	4	0	0	0
Marquis, Matthew	.226	32	115	12	26	3	2	3	16	1	0	2	14	48	6	1	2
Marrero, Deven	.268	64	246	45	66	14	3	2	24	2	1	1	34	48	24	6	9
Miller, Mike	.261	66	264	39	69	14	1	1	15	1	0	1	29	35	21	3	6
Minnich, Nathan	.136	12	44	2	6	0	0	0	3	0	0	3	4	13	0	0	3
Moore, Nick	.115	7	26	0	3	0	0	0	1	1	0	0	2	12	0	0	1
Perez, Oscar	.148	42	135	10	20	7	0	0	11	2	3	1	6	32	0	1	2
Perkins, Kendrick	.223	42	148	24	33	6	1	4	16	0	1	3	17	60	3	1	5
Reyes, Roberto	.167	9	24	1	4	0	0	0	2	0	0	0	0	14	0	0	1
Roberson, Tim	.203	21	69	5	14	2	0	2	7	0	2	0	5	17	0	0	1
Rondon, Cleuluis	.000	2	4	0	0	0	0	0	0	0	0	0	0	1	0	0	0
Schwindenhammer, Seth	.073	13	41	4	3	0	1	2	8	0	0	0	4	24	0	0	0
Tavarez, Aneurys	.272	62	213	19	58	9	4	4	24	3	1	7	11	59	6	3	3
Thompson, Jason	.231	10	26	3	6	0	0	0	2	0	1	1	3	9	1	0	1
Vinicio, Jose	.000	2	8	0	0	0	0	0	0	0	0	0	0	2	0	0	0
Vitek, Kolbrin	.250	2	8	1	2	1	0	0	1	0	0	0	0	2	0	0	1
Watkins, J.T.	.200	17	45	4	9	1	0	1	4	0	0	3	3	13	0	1	1
Totals	.231	76	2538	297	586	99	14	33	251	16	21	35	243	624	106	28	86

PITCHER	W-L	ERA	G	GS	CG	SHO	SV	IP	H	R	ER	HR	HB	BB	SO	WP	BK
Augliera, Mike	1-3	4.42	15	14	0	0	0	38.2	42	21	19	2	2	3	43	2	0
Brahney, Kevin	0-0	2.57	5	0	0	0	1	7.0	7	2	2	0	0	4	8	0	0
Chavez, Dylan	0-2	6.00	4	0	0	0	0	6.0	8	10	4	0	3	0	7	0	0
Cuevas, William	8-2	1.40	15	6	0	0	0	77.1	55	12	12	4	0	15	72	3	1
Dahlstrand, Jacob	4-4	4.42	12	6	0	0	0	55.0	49	32	27	1	7	32	26	5	0
Gomez, Sergio	0-0	3.60	1	1	0	0	0	5.0	4	2	2	1	0	1	4	1	0
Good, Zachary	0-6	6.34	10	6	0	0	0	32.2	31	35	23	0	2	37	13	12	0
Haley, Justin	0-1	1.89	13	12	0	0	0	33.1	23	11	7	1	2	16	33	2	0
Johnson, Brian	0-0	0.00	4	4	0	0	0	5.2	2	0	0	0	0	1	4	0	0
Kaptein, Braden	0-1	1.82	19	0	0	0	7	34.2	12	8	7	0	5	23	35	6	0
Kraus, Kyle	0-0	2.61	10	0	0	0	3	10.1	10	5	3	0	0	2	8	0	0
Larson, Gregory	1-2	2.76	15	0	0	0	2	32.2	30	13	10	1	0	12	27	5	0
Light, Pat	0-2	2.37	12	12	0	0	0	30.1	27	9	8	1	1	5	30	2	0
Maddox, Austin	0-0	0.00	1	1	0	0	0	3.0	2	0	0	0	0	1	4	0	0
Marin, Leandro	2-2	9.28	9	0	0	0	0	10.2	13	16	11	0	0	13	14	6	0
Montas, Francellis	0-0	0.00	1	1	0	0	0	3.2	5	1	0	0	0	1	4	0	0
Oliveras, Gerardo	1-1	4.00	5	0	0	0	0	9.0	8	5	4	2	0	3	6	1	0
Ortega, Yunior	2-4	3.76	20	1	0	0	4	55.0	58	26	23	3	2	10	45	3	2
Schmeltzer, Jadd	2-3	6.14	12	0	0	0	0	22.0	31	16	15	0	1	10	13	5	0
Taveras, Francisco	6-3	1.99	15	1	0	0	0	68.0	46	21	15	0	1	31	59	5	0
Velette, Raynel	4-3	3.56	16	8	0	0	0	78.1	60	34	31	6	3	41	55	9	0
Wilson, Tyler	5-1	5.32	15	0	0	0	0	47.1	49	30	28	2	3	15	31	7	0
Younginer, Madison	0-0	4.09	3	3	0	0	0	11.0	8	5	5	1	2	7	4	1	1
Totals	36-40	3.40	76	76	0	4	17	676.2	580	314	256	25	34	283	545	75	4



GULF COAST LEAGUE RED SOX

GULF COAST LEAGUE - ROOKIE

JETBLUE PARK, 1500 FENWAY SOUTH DRIVE, FORT MYERS, FL 33913

Director of Florida Operations.....	Katie Haas
Assistant Director of Florida Baseball Operations.....	Ethan Faggett
Minor League Equipment and Clubhouse Manager.....	Mike Stelmach
Manager.....	Darren Fenster
Coach.....	Dave Tomlin
Pitching Coach.....	Dick Such/Glenn "Goose" Gregson
Hitting Coach.....	Raul Gonzalez
Coach.....	Tom Kotchman
Athletic Trainer.....	Mauricio Elizondo
Stadium (First Season/Capacity).....	JetBlue Park (2012 / 9,500)
Media Relations Telephone.....	(239) 226-6158



DARREN FENSTER, Manager

OPENING DAY AGE: 34

BORN: September 11, 1978 in Edison, NJ

RESIDES: Neptune, NJ

Darren makes his managerial debut after serving as hitting coach for Greenville in his affiliated coaching debut in 2012. He previously spent 6 seasons on the Rutgers University baseball staff, including 3 as an assistant coach and recruiting coordinator. He also served as an assistant coach for the Cape Cod Baseball League's Orleans Cardinals in 2008 where he guided the club to a league-best 25-17-2 regular-season record.

Selected by Kansas City in the 12th round of the June 2000 draft, Darren was named a Carolina League All-Star in 2002 and 2004 as a member of the Wilmington Blue Rocks. He spent 5 seasons in the Royals minor league system hitting .267 with 63 doubles, 179 RBI and 232 walks in 238 games.

A 2-time All-American shortstop at Rutgers University, he was elected into the Rutgers Olympic Sports Hall of Fame in 2008. Darren was also named to the Middletown High School South Athletic Hall of Fame in 2007.

CAREER MANAGERIAL RECORD

YEAR	CLUB	LEAGUE	W	L	PCT.	DIV.	PLAYOFFS
------	------	--------	---	---	------	------	----------

1st. Season



DAVE TOMLIN, Coach

OPENING DAY AGE: 63

BORN: June 22, 1949 in Maysville, KY

RESIDES: Manchester, OH

Dave begins his 3rd season as a coach for the Gulf Coast League Red Sox after managing the club to a combined 151-128 (.541) record from 2006-10, including 4 finishes over .500 and a 31-28 (.525) mark last season. He guided the team to a league championship in his 2006 managerial debut and previously served as pitching coach for the GCL Red Sox in 2005. This is his 8th straight and 12th overall season in Boston's farm system. He also held positions as pitching coach for the Lowell Spinners (2000-01, 2004), Sarasota Red Sox (1999) and GCL Red Sox (1998).

Dave joined the Red Sox after 3 years as a roving minor league pitching coach for the Atlanta Braves (1995-97) and 7 years as an instructor and coach in the Montreal Expos system (1988-94). He served as pitching coach for Montreal's Single-A West Palm Beach affiliate from 1988-89 and spent the next 4 years as the Expos' pitching instructor in the GCL. In 1994, Dave was the pitching coach for the Expos' Double-A Harrisburg club.

Selected by Cincinnati in the 29th round of the 1967 June draft, the left-hander went 25-12 with 12 saves and a 3.82 ERA in 409 major league outings (1 start) over 13 seasons with Cincinnati (1972-73, 1978-80), San Diego (1974-77), Montreal (1982, 1986), and Pittsburgh (1983, 1985).

Tomlin and his wife, Trudy, reside in Manchester, OH and operate 310 acres at Briteleaffarms where they raise beef cattle, corn, and soybeans.

GLENN (GOOSE) GREGSON, Pitching Coach - See Page 496



DICK SUCH, Pitching Coach

OPENING DAY AGE: 68

BORN: October 15, 1944 in Sanford, NC

RESIDES: Sanford, NC

Dick enters his 5th season as a pitching coach in the Red Sox farm system and his 1st for the GCL Red Sox after serving in the same capacity with Greenville (2011-12) and Salem (2009-10). Last year, Drive hurlers were 3rd in the league in strikeouts (1,131) and issued the 3rd-fewest walks (364). In 2009, he led Salem to a league-best 1,113 strikeouts and a 3.80 ERA, 3rd in the circuit. He previously served as a pitching coach in the independent

Atlantic League for 3 seasons including 2 years with the Camden Riversharks from 2007-08.

The North Carolina native worked as a pitching coach for the Minnesota Twins for 17 years from 1985-2001, helping the club to 2 World Series championships in 1987 and 1991, and for the Texas Rangers from 1983-85.

As a right-handed pitcher, he made 21 appearances for manager Ted Williams and the Washington Senators in 1970, his only season at the major league level.

Dick resides in Sanford, NC with his wife, Pamela Geisinger Such.



RAUL GONZALEZ, Hitting Coach

OPENING DAY AGE: 39

BORN: December 27, 1973

RESIDES: Carolina, PR

Gonzalez makes his coaching debut in 2013 with the Gulf Coast League Red Sox.

Selected by Kansas City in the June 1990 draft, he made his major league debut on 5/25/00 with the Cubs. An outfielder, he also played at the major league level with the Reds (2001-02), Mets (2002-03), and Indians (2004).



TOM KOTCHMAN, Coach

OPENING DAY AGE: 58

BORN: August 14, 1954

RESIDES: Seminole, FL

Kotchman returns to the Red Sox where he managed at the Single-A level in Winter Haven from 1982-83. A veteran of 34 years as a minor league manager and scout, he spent the last 29 seasons in the Angels system, and owns a 1,706-1,436 (.543) career record, also managing in the Tigers (1980-81) organization. Kotchman served as the manager of the Angels' Rookie-level affiliates in Provo and Orem, UT for the last 12

years, reaching the Pioneer League playoffs 11 times and winning the league's championship on 4 occasions. He led his clubs to 19 playoff berths and 8 league titles after joining the Angels in 1984.

Prior to his coaching career, Kotchman played 2 professional seasons in the Cincinnati organization from 1977-78.

Kotchman and his wife, Susan, have 2 children, Casey and Christal. Casey, a 1st baseman, spent part of the 2009 season with Boston.



MAURICIO ELIZONDO, Athletic Trainer

Mauricio enters his 6th season in the Red Sox organization and 1st as athletic trainer with the Gulf Coast League Red Sox after serving in the same capacity for Greenville in 2012. He previously served as athletic trainer for Lowell (2010-11) after joining the system as an athletic training intern with the GCL Red Sox in Fort Myers from 2008-09.

He graduated from Oregon State University with a BS in exercise and sports science before receiving an MS in exercise science at the University of Idaho. The native of Ciudad Obregón, México is a certified Strength and Conditioning Specialist by the National Strength and Conditioning Association.

2012 Gulf Coast League Red Sox Season in Review

Record: 34-26, 1st, 1.0 GA (South Division)

In his 2nd season as manager, George Lombard led the Gulf Coast Red Sox to a 1st-place finish in the league's South Division at 34-26. The Red Sox defeated the GCL Tigers in the 1st round of the Gulf Coast League post-season before being swept by the GCL Pirates in the 2nd round best-of-3 finals.

The GCL Red Sox led the league with 110 doubles and 217 walks, ranked 2nd with 277 runs and 259 RBI, 3rd with 477 hits, and 5th in the league with a .248 team batting average. The club's 3.11 ERA placed 4th in the league and they allowed the 2nd-fewest runs (213).

GULF COAST LEAGUE RED SOX, CONTINUED

OF Jose Colorado finished the season batting .286 (53-for-185) and led the Sox in games (53), runs (T-1st, 33), doubles (17), and RBI (30). His 17 doubles were the most in the league. He also ranked 2nd in the GCL in RBI (30), tied for 3rd in runs scored (33), and tied for 4th in walks (28) and extra-base hits (19).

3B Nick Moore tied Colorado with 33 runs scored to lead the Sox. He also led the team in home runs (3) and walks (32), finishing the season batting .251 (44-for-175). He ranked among league leaders in walks (2nd) and runs scored (T-3rd). He played 46 games at third base to lead the league in putouts (37) at the position.

RHP Sergio Gomez led the GCL with 57.1 innings pitched and ranked 2nd in ERA (2.83) and strikeouts (56). He led the club in wins (5), innings pitched (57.1), and strikeouts, and ranked 3rd in starts (8). Gomez ranked 4th among organizational leaders with a 2.89 ERA (20ER/62.1 IP) between the GCL and Short-A Lowell.

RHP Mario Alcantara led the team in starts (12), ranked 2nd in innings pitched (57.1), 3rd in strikeouts (38), and tied for 3rd in appearances (13) by a GCL Red Sox pitcher. His 12 starts were tied for the most in the GCL.

2012 BATTING AND PITCHING STATISTICS

PLAYER	AVG	G	AB	R	H	2B	3B	HR	RBI	SH	SF	HP	BB	SO	SB	CS	E
Aguero, Ynoel	.143	5	14	3	2	2	0	0	0	1	0	2	1	6	0	0	0
Bishop, Beau	.189	16	53	9	10	1	0	0	0	0	0	6	3	16	0	0	2
Briscoe, Keaton	.160	33	100	18	16	2	1	0	2	3	0	14	19	40	3	1	7
Colorado, Jose	.286	53	185	33	53	17	1	1	4	3	30	28	35	15	6	2	
Conklin, Iseha	.205	38	112	13	23	5	1	1	2	2	5	13	8	44	2	1	2
Coste, Carlos	.136	12	22	2	3	0	0	0	0	0	2	2	0	11	0	0	1
Crawford, Carl	.214	5	14	2	3	1	0	0	0	0	0	0	5	4	0	1	0
Davies, Jake	.279	20	68	12	19	7	0	1	0	0	1	9	9	9	1	0	1
Ellsbury, Jacoby	.200	4	10	3	2	1	0	1	0	0	0	3	4	3	0	0	0
Green-Thompson, Shaq	.000	13	39	3	0	0	0	0	0	0	0	1	8	37	1	1	0
Heller, Kevin	.263	12	38	11	10	3	0	0	0	0	0	2	6	8	0	1	1
Lin, Tzu-Wei	.255	29	110	21	28	5	1	0	1	3	0	16	16	28	4	2	6
Lopez, Deiner	.267	37	116	17	31	8	0	0	2	0	3	12	10	25	7	2	5
Loya, Jesus	.425	12	40	4	17	3	0	0	0	0	0	7	0	2	4	0	1
Mager, Kevin	.205	32	117	7	24	6	1	0	1	0	4	17	9	22	0	1	3
Meyers, Mike	.337	30	92	12	31	10	0	1	1	0	0	10	7	36	2	0	5
Minnich, Nathan	.232	27	95	13	22	5	1	0	0	3	1	17	21	34	0	0	4
Moore, Nick	.251	50	175	33	44	6	2	3	1	2	1	24	32	46	7	1	16
Pineda, Jeremias	.421	36	133	20	56	9	3	0	1	1	2	22	5	22	14	7	2
Rodriguez, Miguel	.183	31	93	9	17	6	0	0	1	1	1	10	7	23	1	0	2
Rondon, Cleulius	.231	47	182	19	42	10	6	0	3	3	2	16	9	42	2	2	10
Sopilka, David	.196	31	107	9	21	2	0	0	0	0	1	8	8	17	0	0	2
Vitek, Kolbrin	.273	4	11	4	3	1	0	0	0	0	0	2	2	0	0	0	0
Totals	.248	60	1926	277	477	110	17	8	16	24	26	243	217	510	63	26	82

PITCHER	W-L	ERA	G	GS	CG	SHO	SV	IP	H	R	ER	HR	HB	BB	SO	WP	BK
Alcantara, Mario	3-2	5.15	13	12	0	0	0	43.2	44	27	25	4	8	35	38	5	0
Aro, Jonathan	3-4	4.66	11	4	0	0	0	38.2	45	21	20	4	0	9	34	5	0
Bailey, Andrew	0-0	0.00	2	2	0	0	0	2.0	2	0	0	0	1	1	4	0	0
Bastardo, Luis	2-0	4.70	7	0	0	0	1	7.2	13	5	4	0	0	4	7	0	0
Betancourt, Ricardo	4-3	2.31	11	3	0	0	0	39.0	38	15	10	2	2	8	25	2	3
Bonnelly, Sully	1-0	3.34	12	0	0	0	1	29.2	27	11	11	2	3	16	23	10	0
Buttrey, Ty	0-0	1.80	4	3	0	0	0	5.0	5	2	1	0	1	1	5	0	1
Callahan, Jamie	1-0	5.19	5	4	0	0	0	8.2	8	5	5	0	0	3	7	0	0
Carpenter, Chris	0-0	4.50	2	1	0	0	0	2.0	1	1	1	0	0	1	1	1	0
Ethington, Willie	0-0	2.89	6	1	0	0	0	9.1	14	3	3	0	0	3	8	0	0
Fernandez, Jeffry	0-0	5.68	2	1	0	0	0	6.1	10	5	4	0	1	3	3	1	0
Gomez, Sergio	5-4	2.83	12	8	0	0	0	57.1	44	22	18	4	2	10	56	6	0
Hill, Rich	0-1	13.50	2	1	0	0	0	1.1	0	2	2	0	0	2	3	0	0
Jimenez, Ellis	3-1	2.18	9	2	0	0	1	33.0	30	9	8	1	1	6	26	4	0
Kukuk, Cody	2-0	0.90	5	0	0	0	0	10.0	3	2	1	0	2	3	16	3	0
Maddox, Austin	0-1	1.80	3	3	0	0	0	5.0	4	1	1	0	0	1	4	0	0
Mager, Kevin	0-0	0.00	1	0	0	0	0	1.0	1	0	0	0	0	2	1	0	0
Melendez, Oscar	1-1	4.83	12	0	0	0	1	31.2	38	20	17	0	3	11	23	6	2
Montas, Francellis	1-5	3.98	12	9	0	0	0	40.2	34	22	18	0	3	12	41	4	0
Olivares, Gerardo	1-0	0.52	13	0	0	0	5	17.1	15	1	1	0	2	3	20	3	0
Pena, Miguel	0-1	4.50	1	0	0	0	0	4.0	3	2	2	0	1	1	4	1	0
Pinales, Carlos	4-1	1.52	16	0	0	0	3	41.1	32	12	7	2	1	1	34	4	0
Reyes, Pedro	0-1	15.43	2	0	0	0	0	2.1	3	5	4	0	0	5	0	1	0
Ruiz, Pete	0-0	9.00	2	1	0	0	0	3.0	6	4	3	1	0	0	3	0	0
Scott, Robby	0-0	0.44	14	0	0	0	1	20.1	13	2	1	0	1	5	23	1	0
Spalding, Matt	1-1	2.70	8	4	0	0	0	20.0	11	10	6	1	10	12	15	3	0
Striz, Nathan	0-0	0.00	1	0	0	0	0	2.0	1	0	0	0	0	1	3	0	0
Swinson, Scott	0-0	0.00	2	0	0	0	0	3.0	0	0	0	0	0	0	1	0	0
Wendelken, Jeffrey	2-0	1.27	13	0	0	0	2	21.1	11	3	3	0	0	3	28	0	1
Williams, Stephen	0-0	0.00	2	0	0	0	0	3.0	0	0	0	0	0	1	1	0	0
Younginer, Madison	0-0	4.50	1	1	0	0	0	2.0	1	1	1	0	1	0	3	1	0
Totals	34-26	3.11	60	60	0	4	15	511.2	457	213	177	21	43	163	460	61	7



DOMINICAN SUMMER LEAGUE RED SOX

DOMINICAN SUMMER LEAGUE - ROOKIE
CARR. MELLA KM 23.5, EL TORO, DR

Director, Dominican Academy	Jesus Alou
Assistant to the Director, Dominican Academy.....	Javier Hernandez
Manager	Jose Zapata
Bench Coach	Junior Zamora
Pitching Coach	Amaury Telemaco/Oscar Lira
Coaching Assistant.....	Claudio Sanchez
Coach	Wilton Veras/Aly Gonzalez
Strength and Conditioning Coach	Antonio Diaz
Trainer.....	Guillermo Hinojosa
Telephone.....	(809) 450-5400



JESUS ALOU, Director of Dominican Academy

Jesus enters his 12th season as the Director of Boston's Dominican Academy having served in that role since 2002. He has been involved in baseball as a player, coach and scout for over 50 years.

Originally signed by San Francisco as a pitcher in 1958, Alou converted to outfield the following year and played 15 seasons in the majors with the Giants (1963-68), Astros (1969-73, 78-79), Athletics (1973-74), and Mets (1975). He played with his brothers, Felipe and Matty, on the Giants from 1963-65 and on 9/15/63, they became the only 3 siblings ever to play the outfield together in a big league game. He won 2 world championships with the A's in 1973 and 1974. In his final 2 seasons with the Astros, he served as a player/coach.



JOSE ZAPATA, Manager

OPENING DAY AGE: 42

BORN: September 15, 1970 in San Pedro de Macoris, DR

RESIDES: San Pedro de Macoris, DR

MINOR LEAGUE MANAGERIAL RECORD: 343-337 (.504)

Jose begins his 7th season as both the Red Sox Latin American Field Coordinator and manager of the Dominican Summer League affiliate after guiding the club to a 41-29 record in 2012. He was selected as manager of the American League DSL All-Star Team in 2009 and led the DSL Red Sox to a 44-25 mark that summer, breaking the club record for wins in a season for the 2nd straight year (43 wins in 2008). He skippered the Marlins' DSL club from 2003-06.

Zapata played professionally in the Expos minor league system from 1991-93. He served as the hitting coach for the Dominican Summer League Expos from 1994-2000 and for Short-A Vermont in 2001. He coached the Marlins' Short-A Jamestown affiliate and worked as an infield instructor in the DSL in 2002.

CAREER MANAGERIAL RECORD

YEAR	CLUB	LEAGUE	W	L	PCT.	DIV.	PLAYOFFS
2003	Marlins	Dominican Summer	18	48	.273	(5th)	
2004	Marlins	Dominican Summer	29	36	.446	(3rd)	
2005	Marlins	Dominican Summer	27	31	.467	(3rd)	
2006	Marlins	Dominican Summer	28	42	.400	(3rd)	
2007	Red Sox	Dominican Summer	38	31	.551	(4th)	
2008	Red Sox	Dominican Summer	43	27	.614	(3rd)	
2009	Red Sox	Dominican Summer	44	25	.638	(3rd)	
2010	Red Sox	Dominican Summer	37	35	.514	(6th)	
2011	Red Sox	Dominican Summer	38	22	.527	(4th)	
2012	Red Sox	Dominican Summer	41	29	.586	(4th)	

Career Totals (10 years)

343 337 .504



JUNIOR ZAMORA, Bench Coach

OPENING DAY AGE: 36

BORN: May 3, 1976 in San Pedro de Macoris, DR

RESIDES: San Pedro de Macoris, DR

Junior returns for a 6th season as bench coach for the DSL Red Sox after making his professional coaching debut in that capacity in 2008 following a 13-year minor league career in the Mets, Angels, and Astros systems.

The former 3rd baseman signed with the Mets as a non-drafted free agent on 9/30/93 and advanced as high as Triple-A, appearing in 6 games for the Angels' Salt Lake affiliate in 2001. He spent his last professional season with the New Haven County Cutters of the independent Can-Am League in 2007 and posted a .255 (794-for-3,111) lifetime average with 87 homers and 445 RBI.



AMAURY TELEMACO, Pitching Coach

OPENING DAY AGE: 39

BORN: January 19, 1974 in Higuey, DR

RESIDES: La Romana, DR

A 9-year major league veteran, Amaury returns as pitching coach with the Dominican Summer League Red Sox in 2013 after serving in the same capacity from 2010-12.

The right-hander compiled a 23-35 record and a 4.94 ERA in 64 major league outings (36 starts) with the Cubs (1996-98), Diamondbacks (1998-99), and the Phillies (1999-01, 2003-05). He also pitched in the Korean Baseball Organization. He originally signed with Chicago as an international free agent in 1991.



OSCAR LIRA, Pitching Coach

OPENING DAY AGE: 29

BORN: July 17, 1982 in Caracas, VZ

RESIDES: Caracas, VZ

Oscar enters his 2nd season as pitching coach for the Dominican Summer League Red Sox after serving as the club's assistant pitching coach in 2011.

Lira was signed by the Montreal Expos in 2001 and compiled an 8-19 record with a 4.62 ERA in 97 career minor league games (28 starts) over 6 seasons in the Montreal/Washington organization from 2001-06. He also pitched professionally in Italy, Venezuela, and Curacao.



WILTON VERAS, Coach

OPENING DAY AGE: 35

BORN: January 19, 1978

RESIDES: San Pedro de Macoris, DR

Veras enters his 2nd season with the Dominican Summer League Red Sox after making his coaching debut with the Sox in 2012.

A 3rd baseman, he signed with Boston as an international free agent in 1995 and played parts of 2 major league seasons for the Red Sox from 1999-2000. Following a 9-year career in affiliated baseball, he also played in independent leagues (2004, 2006-07), as well as in Mexico (2004, 2008), and Taiwan (2008-10).



ALY GONZALEZ, Coach

OPENING DAY AGE: 22

BORN: February 9, 1991

RESIDES: Barquisimeto, VZ

Gonzalez joins the Dominican Summer League staff full-time in 2013 after serving as a player/coach for the DSL Red Sox in 2012.

He played 3 season with Boston's DSL club from 2009-11, appearing at catcher, 1st base, 3rd base, and in the outfield.



ANTONIO DIAZ, Strength and Conditioning Coach

Antonio enters his 18th consecutive season in the Red Sox organization, his 6th as strength and conditioning coach for the club's Dominican Summer League affiliate. He served the previous 12 years as athletic trainer for all Red Sox Dominican Summer and assorted Winter League clubs.

The Dominican resident annually attends Spring Training to assist with the medical needs for the Red Sox Latin program.



GUILLERMO HINOJOSA, Athletic Trainer

Guillermo returns for his 4th season as athletic trainer for the Red Sox DSL squad. He served as an athletic trainer with Caracas Leones of the Venezuelan Baseball League from 2008-09 and has worked with national amateur teams in Venezuela since 2000.

Born in Los Teques, Venezuela, Hinojosa attended Instituto Pedagogico de Caracas with a specialization in physical education and sport.



Javier Hernandez

Assistant to the Director, Dominican Academy

2012 Dominican Summer League Red Sox Season in Review

Record: 41-29, 4th, 3.0 GB (Boca Chica North Division)

The DSL Red Sox went 38-33, the club's 6th straight winning season since Jose Zapata took the helm. Red Sox Latin Program Pitcher of the Year **RHP Kevin Heras** was 6-1 with a 2.03 ERA (14 ER/62.0 IP) in 13 starts. Named a DSL All-Star, the 18-year-old held opponents to 1 earned run or less in 9 of his 13 starts. **OF Manuel Margot** hit .285 (74-for-260) with 10 doubles, 45 RBI, 36 walks, and 33 stolen bases in 68 games for the DSL Red Sox. The 17-year-old ranked 3rd among DSL leaders with 33 stolen bases and was selected as a DSL All-Star. He paced the club in hits, RBI, stolen bases, runs (49), and total bases (110) and was named Boston's Latin Program Player of the Year.

2012 BATTING AND PITCHING STATISTICS

PLAYER	AVG	G	AB	R	H	2B	3B	HR	RBI	SH	SF	HP	BB	SO	SB	CS	E
Almengo, Osvaldo	.177	35	96	11	17	3	1	1	15	0	2	4	9	32	0	0	5
Amaya, Anthony	.232	62	198	28	46	11	1	2	21	4	1	12	22	38	10	9	5
Andujar, Ricardo	.225	48	138	17	31	2	3	0	10	1	1	5	25	33	6	4	21
Del Rosario, Robert	.238	67	260	36	62	10	3	3	38	0	3	1	30	50	20	4	2
Duncan, Roberto	.219	62	196	42	43	9	2	5	29	4	1	12	39	53	6	1	11
Estrella, Junior	.286	14	49	6	14	5	0	0	7	0	0	0	10	16	4	2	5
Flores, Raymel	.254	37	138	26	35	3	8	0	18	1	1	9	23	40	4	3	13
Garcia, Andres	.224	69	245	46	55	7	4	0	26	9	7	6	56	37	15	8	11
Margot, Manuel	.285	68	260	49	74	10	7	4	45	0	5	8	36	25	33	9	3
Paulino, Dory	.125	2	8	0	1	0	0	0	0	0	0	0	0	3	0	0	0
Peraña, Aneudis	.249	61	209	31	52	18	1	0	26	2	2	6	35	39	2	3	20
Segovia, Kevin	.167	17	42	8	7	1	0	0	4	3	0	2	7	19	0	0	0
Suarez, Alixon	.270	63	226	41	61	15	4	4	28	0	2	11	39	41	2	3	5
Titts, Gregori	.150	23	60	9	9	0	0	0	2	2	0	1	9	14	3	1	0
Urena, Pablo	.185	36	119	6	22	4	0	0	7	3	1	7	7	34	1	1	3
Valenzuela, Luis	.133	9	30	4	4	0	2	0	3	0	0	0	4	5	0	0	4
Totals	.234	70	2274	360	533	98	36	19	279	29	26	84	351	479	106	48	118

PITCHER	W-L	ERA	G	GS	CG	SHO	SV	IP	H	R	ER	HR	HB	BB	SO	WP	BK
Abreu, William	2-0	1.96	12	0	0	0	0	23.00	17	10	5	0	2	16	10	7	0
Betancourt, Ricardo	1-0	1.50	2	0	0	0	0	6.00	7	1	1	1	0	0	5	0	0
Bonnely, Sully	0-0	0.00	2	0	0	0	0	3.20	2	1	0	0	1	2	4	0	0
Espitia, Jose	0-0	1.50	2	2	0	0	0	6.00	3	1	1	0	0	1	8	1	0
Florian, Wildyn	0-0	7.53	10	0	0	0	1	14.10	17	15	12	0	6	9	6	5	0
Garcia, Carlos	1-3	6.23	13	0	0	0	1	30.10	38	29	21	2	1	15	19	6	0
Garcia, Edwar	1-2	4.04	14	14	0	0	0	49.00	44	33	22	1	5	30	33	2	0
Gonzalez, William	0-0	3.68	6	0	0	0	0	7.10	6	3	3	0	0	8	7	1	0
Heras, Kevin	6-1	2.03	13	13	0	0	0	62.00	46	15	14	2	8	20	30	5	1
Martinez, Enfember	3-0	1.69	12	0	0	0	3	32.00	26	6	6	2	0	5	14	1	0
Mercedes, Simon	0-0	0.00	1	1	0	0	0	4.00	4	0	0	0	1	2	4	0	0
Ortega, Luis	6-3	2.12	13	13	1	1	0	59.10	55	22	14	1	2	16	29	4	1
Osorio, Edwin	1-0	5.40	7	0	0	0	0	8.10	9	8	5	0	0	7	2	3	0
Pacheco, Edinixon	0-0	8.44	4	0	0	0	0	5.10	6	6	5	1	1	4	4	8	0
Perez, Randy	5-3	3.97	15	12	0	0	1	56.20	53	28	25	0	1	27	43	8	0
Pimentel, Yankory	1-0	2.76	12	0	0	0	1	32.20	28	13	10	1	0	15	30	2	0
Pinales, Carlos	1-0	0.00	2	0	0	0	0	4.10	2	0	0	0	0	1	2	0	0
Ramirez, Victor	3-0	1.32	13	0	0	0	4	47.20	31	15	7	0	5	13	29	3	1
Ramos, Luis	0-3	9.90	9	0	0	0	0	10.00	13	14	11	1	2	6	7	0	0
Rodriguez, Javier	0-1	9.00	4	0	0	0	0	3.00	6	5	3	0	0	5	1	1	0
Romero, Dioscar	5-4	2.69	15	15	1	1	0	60.10	48	31	18	0	3	23	47	4	0
Taveras, German	0-1	5.88	16	0	0	0	1	26.00	26	20	17	1	1	15	17	3	1
Torrealba, Jervis	2-5	4.40	15	0	0	0	1	45.00	51	31	22	0	2	16	22	3	2
Vasquez, Leonel	3-3	2.10	23	0	0	0	9	25.20	27	7	6	0	2	11	27	2	0
Totals	41-29	3.24	70	70	2	8	22	622.00	565	314	224	13	43	267	400	69	6

ALCANTARA, Mario Julio

RHP

HT: 6'2"; **WT:** 170; **BATS:** Right; **THROWS:** Right; **BORN:** 12/27/1992 in Santo Domingo, DR; **RESIDES:** Bajos De Haina, DR; **SIGNED BY:** Manny Nanita; **ACQUIRED:** Signed by the Red Sox as an international free agent, 7/2/2009.

2012: Paced the Gulf Coast League Red Sox and tied for the league lead with 12 starts in his return to the GCL...Also finished among club leaders in wins (T-4th, 3), appearances (T-3rd, 13), innings (2nd, 43.2), and strikeouts (3rd, 38)...Made 1st career relief appearance on 7/10 at the GCL Twins...Fanned a season-high 7 batters in 3.0 innings on 7/16 vs. the GCL Rays...Allowed 2 runs in 14.2 innings (1.27 ERA) over his final 4 starts of the season from 8/8-25...**2011:** Held opponents to a .238 clip (44-for-185), the 3rd-lowest mark in the GCL among qualifying starters...Tied for the GCL Red Sox lead with 11 starts and ranked 2nd with 51.2 innings...Held right-handed batters to a .172 AVG (16-for-93)...Allowed 1 earned run (4 R) in 14.0 innings over 3 starts from 6/28-7/9...**2010:** Made his pro debut with the DSL Red Sox...Tied for the club lead with 14 starts...His only win came in his longest outing of the season, with 6.0 frames in a combined 6-0 shutout over the DSL Mets2 on 6/24.

YEAR	CLUB	W-L	ERA	G	GS	CG	SHO	SV	IP	H	R	ER	HR	HB	BB	SO	WP	BK
2010	DSL Red Sox	1-7	4.55	14	14	0	0	0	55.1	62	39	28	0	9	21	30	10	0
2011	GCL Red Sox	2-6	4.18	11	11	0	0	0	51.2	44	31	24	2	9	20	24	9	0
2012	GCL Red Sox	3-2	5.15	13	12	0	0	0	43.2	44	27	25	4	8	35	38	5	0
Minor Lg. Totals		6-15	4.60	38	37	0	0	0	150.2	150	99	77	6	26	76	92	24	0

ALMANZAR, Michael Gabriel

1B/3B

HT: 6'3"; **WT:** 190; **BATS:** Right; **THROWS:** Right; **BORN:** 12/2/1990 in Santo Domingo, DR; **RESIDES:** Santo Domingo, DR; **SIGNED BY:** Pablo Lantigua; **ACQUIRED:** Signed by the Red Sox as an international free agent, 7/2/2007.

2012: Tied for 3rd in High-A with 36 doubles, and ranked 5th in the Carolina League and 7th among Red Sox minor leaguers with a career-high .300 AVG (136-for-454)...Also finished among CL leaders in doubles (T-1st), hits (T-3rd, 136), and total bases (4th, 208), all career highs...Set career highs in runs (62), homers (12), walks (33), and stolen bases (10) as well...Placed 2nd in the league among qualifying 3rd basemen with a .948 fielding percentage (14 E/271 TC)...Knocked a career-high 3 doubles on 5/8 vs. Potomac...Posted a pair of 11-game hit streaks from 5/25-6/4 (.452, 19-for-42) and 7/16-26 (.524, 22-for-42)...Named the Red Sox Minor League Offensive Player of the Month for July after batting .333 (36-for-108) with 10 doubles, 5 homers, 15 RBI, 12 walks, and 15 runs, including reaching base in 16 consecutive plate appearances from 7/22-25...Selected as a CL Post-Season All Star...After the season, played in 22 games for Surprise of the Arizona Fall League...**2011:** In 111 games between High-A Salem and Single-A Greenville, posted a .199 AVG (79-for-397) with 18 doubles, 4 homers, and 46 RBI...Started a combined 75 games at 1st base and 26 at 3rd base...Transferred to Greenville on 6/28 and hit .313 (15-for-48) with runners in scoring position...Placed on the DL on 9/2 and missed the season's final 4 games...**2010:** Returned to Greenville and set career highs in games (127), at-bats (487), and RBI (55)...Led the Drive in games, at-bats, and hits...Batted .322 (37-for-115) with 5 home runs over his last 29 games beginning 8/4...**2009:** Combined to hit .220 (90-for-410) with 4 home runs and 46 RBI between Greenville and Short-A Lowell...Went 3-for-12 (.250) in 3 playoff tilts for the Spinners...After the season, ranked by *Baseball America* as the No. 19 prospect in the NYPL...**2008:** Split his 1st pro season with the Gulf Coast Red Sox and Greenville, hitting a combined .262 (60-for-229) with 3 homers and 22 RBI...Was the youngest player in the South Atlantic League and 3rd youngest in the GCL...Began his pro debut with 4 straight multi-hit games at the GCL...**PERSONAL:** Attended the Dominican Baseball Academy in El Toro, DR...Son of former Major League RHP Carlos Almanzar (1997-2005).

YEAR	CLUB	AVG	G	AB	R	H	2B	3B	HR	RBI	SH	SF	HP	BB	SO	SB	CS	E
2008	GCL Red Sox	.348	23	89	16	31	6	1	1	11	0	0	2	8	15	3	3	2
	Greenville	.207	35	140	12	29	5	2	2	11	0	1	1	5	39	0	1	11
2009	Lowell	.230	59	222	29	51	7	3	1	29	0	2	3	16	52	1	2	15
	Greenville	.207	49	188	13	39	7	0	3	17	0	1	5	9	53	0	0	5
2010	Greenville	.246	127	487	56	120	27	3	10	55	0	8	6	30	114	4	1	37
2011	Greenville	.220	50	177	15	39	10	0	2	31	0	2	6	6	38	1	2	4
	Salem	.182	61	220	18	40	8	0	2	15	1	1	3	9	55	3	3	10
2012	Salem	.300	124	454	62	136	36	0	12	54	0	4	7	33	77	10	4	15
Minor Lg. Totals		.245	528	1977	221	485	106	9	33	223	1	19	33	116	443	22	16	99

ARO, Jonathan Arturo

RHP

HT: 6'0"; **WT:** 172; **BATS:** Right; **THROWS:** Right; **BORN:** 10/10/1990 in La Vega, DR; **RESIDES:** La Vega, DR; **SIGNED BY:** Victor Torres; **ACQUIRED:** Signed by the Red Sox as an international free agent, 6/6/2011.

2012: Spent the season with the Gulf Coast League Red Sox, ranking among team leaders in wins (T-4th, 3), starts (T-4th, 4), and K's (T-4th, 34)...Tallied at least 1 strikeout in each game...Surrendered 4 runs over 4 games in August (14.1 IP, 2.51 ERA), going 2-1 in the month...Allowed 2 hits over 5.0 shutout innings in his final outing of the season on 8/23 vs. the GCL Rays...**2011:** Made debut in the Dominican Summer League...Tallied a 0.96 WHIP, 2nd among DSL Sox qualifiers...Had 9.5 times more K's than walks (38 K/4 BB)...Posted a 1.82 ERA (6 ER/29.2 IP) over last 5 starts from 7/21, all at least 5.0 innings.

YEAR	CLUB	W-L	ERA	G	GS	CG	SHO	SV	IP	H	R	ER	HR	HB	BB	SO	WP	BK
2011	DSL Red Sox	2-2	3.06	9	6	0	0	0	47.0	41	22	16	1	6	4	38	2	0
2012	GCL Red Sox	3-4	4.66	11	4	0	0	0	38.2	45	21	20	4	0	9	34	5	0
Minor Lg. Totals		5-6	3.78	20	10	0	0	0	85.2	86	43	36	5	6	13	72	7	0

AUGLIERA, Michael (Mike)**RHP**

HT: 6'0"; **WT:** 200; **BATS:** Right; **THROWS:** Right; **BORN:** 6/8/1990 in Old Bridge, NJ; **RESIDES:** Old Bridge, NJ; **SIGNED BY:** Ray Fagnant; **ACQUIRED:** Red Sox 7th pick (5th round, 181st overall) in the June 2012 draft.

2012: Made his pro debut at Short-A Lowell, leading the Spinners with 14 starts...Posted a 0.99 ERA (3 ER/27.1 IP) with 30 strikeouts and just 2 walks over his final 9 appearances (8 GS) of the season from 7/24-9/4...Fanned a season-high 7 batters in 3.0 innings on 8/3 at Jamestown...**PERSONAL:** Tallied 6 wins, a 3.16 ERA (29 ER/82.2 IP) and led the America East Conference with 83 strikeouts compared to just 7 walks in 13 starts, including 7 complete games, as a senior at Binghamton University in 2012...Was an all-conference selection on 3 occasions...Set school records with 23 wins, 298.1 innings, 50 starts, and 13 complete games in his collegiate career.

YEAR	CLUB	W-L	ERA	G	GS	CG	SHO	SV	IP	H	R	ER	HR	HB	BB	SO	WP	BK
2012	Lowell	1-3	4.42	15	14	0	0	0	38.2	42	21	19	2	2	3	43	2	0

BACHANOV, Jonathan L. (Jon)**RHP**

HT: 6'4"; **WT:** 210; **BATS:** Right; **THROWS:** Right; **BORN:** 1/30/1989 in Orlando, FL; **RESIDES:** Mesa, AZ; **SIGNED BY:** Tom Kotchman (Angels); **ACQUIRED:** Selected from the Chicago White Sox in the Triple-A phase of the Rule 5 Draft on 12/6/2012.

2012: Compiled a 7-3 record with a 4.82 ERA (40 ER/74.2 IP) and 64 strikeouts in 32 appearances (10 GS) between High-A Winston-Salem and Double-A Birmingham...Held right-handed opponents to a .215 AVG (38-for-177)...Fanned a career-high 9 batters on 5/15 vs. Myrtle Beach...Acquired from the White Sox in the Triple-A phase of the Rule 5 Draft on 12/6...**2011:** Went 3-4 with a 3.04 ERA (16 ER/47.1 IP), 1 save and 40 strikeouts over 18 games (7 GS) between Single-A Kannapolis and Rookie-level Great Falls in his 1st season in the White Sox system...Signed by Chicago on 4/28 after being released by Los Angeles (AL) a week earlier...Posted a 2.05 ERA (5 ER/22.0 IP) in his 1st 10 appearances (3 GS) with the Intimidators from 7/1-8/11...Fanned a season-high 8 batters in his final outing on 9/1 vs. Greensboro...**2010:** Was 2-for-2 in save opportunities at Single-A Cedar Rapids...Posted a 2.31 ERA (3 ER/11.2 IP) over his 1st 7 games...**2009:** Went 4-0 with a 3.09 ERA (11 ER/32.0 IP) and 52 K's in 18 games between the AZL Angels and Rookie-level Orem...Fanned 14.6 batters per 9.0 innings, recording at least 1 strikeout in every outing...Held left-handers to a .216 AVG (11-for-51)...Did not allow a run over 6 appearances (11.2 IP) in the AZL from 7/15-8/11...**2008:** Did not play due to injury...**PERSONAL:** Selected by the Angels with a sandwich pick between the 1st and 2nd rounds (58th overall) of the June 2007 draft...Is a 2007 graduate of University (FL) High School.

YEAR	CLUB	W-L	ERA	G	GS	CG	SHO	SV	IP	H	R	ER	HR	HB	BB	SO	WP	BK
2009	AZL Angels	4-0	3.14	16	0	0	0	0	28.2	26	10	10	0	1	4	47	2	1
	Orem	0-0	2.70	2	0	0	0	0	3.1	5	1	1	0	0	1	5	0	0
2010	Cedar Rapids	2-0	5.47	18	0	0	0	2	26.1	31	17	16	1	3	14	23	7	0
2011	Great Falls	1-0	2.57	4	0	0	0	0	7.0	6	2	2	0	0	2	9	2	0
	Kannapolis	2-4	3.12	14	7	0	0	1	40.1	33	18	14	2	1	14	31	5	0
2012	Winston-Salem	7-2	3.95	23	9	0	0	0	66.0	52	33	29	4	5	43	55	10	0
	Birmingham	0-1	11.42	9	1	0	0	0	8.2	12	12	11	2	1	15	9	3	0
Minor Lg. Totals		16-7	4.14	86	17	0	0	3	180.1	165	93	83	9	11	93	179	29	1

BALCOM-MILLER, Christopher James (Chris)**RHP**

HT: 6'2"; **WT:** 210; **BATS:** Right; **THROWS:** Right; **BORN:** 3/3/1989 in San Jose, CA; **RESIDES:** San Jose, CA; **SIGNED BY:** Gary Wilson (Rockies); **ACQUIRED:** From the Colorado Rockies for RHP Manny Delcarmen and cash considerations, 8/31/10.

2012: Returned to Double-A Portland and split the season between starter and reliever...Missed time with a pair of DL stints...Went 1-1 with a 3.62 ERA (13 ER/32.1 IP) in 14 relief appearances from 6/19 to the end of the season...Posted a 2.08 ERA (5 ER/21.2 IP) in 7 outings in July...**2011:** Went 6-7 with a 4.08 ERA (53 ER/117.0 IP) while recording 112 K's and 43 walks between High-A Salem and Portland...Won his 1st 3 starts of the season, allowing 1 run over 15.0 innings with Salem from 4/12-22...Missed time on the DL from 4/29-5/14...Took a complete-game loss at New Britain (6.0 IP) in his Double-A debut on 5/31...Returned to the DL on 8/23 and missed the rest of the season...**2010:** Pitched most of the season for Colorado's Single-A Asheville before an 8/31 trade to Boston...Won his only regular-season start for the Drive, 9/4 vs. Hickory...Combined to go 7-7 with a 3.30 ERA (42 ER/114.2 IP) in 20 regular-season starts in the South Atlantic League and 1-0 with a 3.00 ERA (3 ER/9.0 IP) in 2 playoff starts...Finished 5th in the circuit in ERA and led qualifying SAL starters in K's per 9.0 IP (9.42)...Ranked among that group in WHIP (2nd, 0.96), base runners per 9.0 IP (2nd, 9.65), unintentional walks per 9.0 IP (2nd, 1.49), and opponent AVG (3rd, .215)...Named SAL Pitcher of the Week for 6/28-7/6 (1-0, 0.69 ERA, 1 ER, 13.0 IP in 2 GS)...Matched career high with 11 K's on 8/23 vs. Savannah...Rated by *Baseball America's* Best Tools survey as having the best control in the Red Sox system...**2009:** Spent his 1st pro season with Colorado's Rookie-level Casper and was named Pioneer League Pitcher of the Year, going 4-0 with a team-best 1.58 ERA (10 ER/57.0 IP)...Earned PL Pitcher of the Week honors on 3 occasions...Did not allow a run in any of his 1st 3 outings (12.0 IP)...Rated as the No. 9 prospect in the Pioneer League by *Baseball America*...**PERSONAL:** Selected by Colorado in the 6th round of the June 2009 draft out of West Valley (CA) College...Led the Vikings with a 3.02 ERA and was named to the All-Northern California Team in 2009.

YEAR	CLUB	W-L	ERA	G	GS	CG	SHO	SV	IP	H	R	ER	HR	HB	BB	SO	WP	BK
2009	Casper	4-0	1.58	11	11	1	0	0	57.0	37	13	10	3	4	10	60	6	2
2010	Asheville	6-7	3.31	19	19	1	1	0	108.2	86	42	40	3	13	19	117	17	0
	Greenville	1-0	3.00	1	1	0	0	0	6.0	5	2	2	1	0	0	3	1	0
2011	Salem	3-1	2.34	7	7	0	0	0	34.2	24	10	9	2	3	11	37	2	0
	Portland	3-6	4.81	16	16	1	0	0	82.1	103	53	44	4	9	32	75	9	0
2012	Portland	4-5	4.41	26	12	0	0	0	85.2	79	46	42	9	10	49	61	10	0
Minor Lg. Totals		21-19	3.53	80	66	3	1	0	374.1	334	166	147	22	39	121	353	45	2

BARNES, Matthew D. (Matt)

RHP

HT: 6'4"; **WT:** 205; **BATS:** Right; **THROWS:** Right; **BORN:** 6/17/1990 in Danbury, CT; **RESIDES:** Bethel, CT; **SIGNED BY:** Ray Fagnant; **ACQUIRED:** Red Sox 1st pick (1st round, 19th overall) in the June 2011 draft.

2012: Went 7-5 with a 2.86 ERA (38 ER/119.2 IP) and 133 strikeouts between Single-A Greenville and High-A Salem in his pro debut...Led Red Sox minor league qualifiers in ERA and opponent AVG (.225), while also pacing the system in strikeouts...Selected as the South Atlantic League Pitcher of the Week for 4/5-15 (0 R, 3 H, 2 BB, 16 K in 2 GS)...Chosen as the Red Sox Minor League Pitcher of the Month for April after going 2-0 with a 0.34 ERA (1 ER/26.2 IP) and 42 strikeouts over 5 starts with the Drive...Promoted to Salem on 5/5 and went 5-1 with a 1.37 ERA (7 ER/46.0) and 53 K's over his 1st 8 starts...Fanned a season-high 12 batters in 6.0 innings in his 1st High-A start on 5/5 at Winston-Salem...Named the Carolina League Pitcher of the Week for 6/4-10 after going 2-0 without allowing a run over 13.0 combined innings in 2 starts, including a 7.0-inning complete game shutout on 6/9 at Potomac...Tossed 0.2 innings for the United States in the All-Star Futures Game on 7/8...Following the season, ranked by *Baseball America* as Boston's No. 1 pitching prospect, No. 3 prospect overall, and as having the best fastball in the system...Selected as the No. 3 prospect overall in the CL by the same publication...**2011:** Following the season, ranked as Boston's No. 2 pitching prospect and No. 8 prospect overall by *Baseball America*...**PERSONAL:** Went 11-5 with 1.93 ERA (26 ER/121.0 IP) and 117 strikeouts in 17 starts as a junior at the University of Connecticut in 2011...Unanimously chosen as Big East Pitcher of the Year, named a Louisville Slugger and *Baseball America* All-American, and selected to Big East All-Academic Team...Won Big East pitching Triple Crown, leading the conference in wins (11), strikeouts (97), and ERA (1.20) during the regular season...Pitched for USA Baseball's Collegiate National Team in 2010 and for Wareham of the Cape Cod League in 2009 and 2010.

YEAR	CLUB	W-L	ERA	G	GS	CG	SHO	SV	IP	H	R	ER	HR	HB	BB	SO	WP	BK
2012	Greenville	2-0	0.34	5	5	0	0	0	26.2	12	1	1	0	1	4	42	0	1
	Salem	5-5	3.58	20	20	1	1	0	93.0	85	42	37	6	8	25	91	6	1
Minor Lg. Totals		7-5	2.86	25	25	1	1	0	119.2	97	43	38	6	9	29	133	6	2

BASTARDO, Luis Eduardo

RHP

HT: 6'1"; **WT:** 165; **BATS:** Right; **THROWS:** Right; **BORN:** 5/14/1990 in Cumanacoa, VZ; **RESIDES:** Cumanacoa, VZ; **SIGNED BY:** Ernesto Gomez; **ACQUIRED:** Signed by the Red Sox as an international free agent, 10/23/2007.

2012: Tossed just 7.2 innings in 7 games with the Gulf Coast League Red Sox, missing most of the season on the DL...Earned the win in his 1st 2 appearances on 7/30 at the GCL Orioles and 8/2 at the GCL Rays...Converted only save opportunity on 8/11 vs. the GCL Twins...**2011:** Led Short-A Lowell with a career-high 64 K's in 44.1 innings, and tied for 2nd with 3 wins...Ranked 3rd among New York-Penn League qualifying relievers with 12.99 strikeouts per 9.0 innings...Posted a 2.16 ERA (6 ER/25.0 IP) with 36 strikeouts in 7 home games...Held rights to a .130 AVG (13-for-100)...Fanned a career-high 8 batters on 6/30 vs. Tri-City (4.0 IP) and 8/31 vs. Brooklyn (4.0 IP)...**2010:** Combined to go 4-2 with a 3.04 ERA (19 ER/56.1 IP) between the Sox Dominican Summer League and GCL affiliates...Tied for 2nd on the GCL Red Sox with 16 appearances and placed 3rd in K's (39)...**2009:** Led the DSL Red Sox with 19 relief outings and tied for the club lead with 5 saves (6 chances)...**2008:** Pitched for the DSL Red Sox in his pro debut...Earned the save in his 1st outing, 6/5 at the DSL Blue Jays1.

YEAR	CLUB	W-L	ERA	G	GS	CG	SHO	SV	IP	H	R	ER	HR	HB	BB	SO	WP	BK
2008	DSL Red Sox	0-1	3.70	15	1	0	0	4	24.1	20	11	10	1	1	13	13	2	0
2009	DSL Red Sox	4-2	4.17	19	0	0	0	5	36.2	38	26	17	2	4	22	27	7	1
2010	DSL Red Sox	1-0	1.54	4	0	0	0	1	11.2	8	4	2	1	1	1	18	1	0
	GCL Red Sox	3-2	3.43	16	0	0	0	1	44.2	43	22	17	3	6	12	39	1	0
2011	Lowell	3-2	3.45	14	0	0	0	1	44.1	30	20	17	3	0	27	64	9	1
2012	GCL Red Sox	2-0	4.70	7	0	0	0	1	7.2	13	5	4	0	0	4	7	0	0
Minor Lg. Totals		13-7	3.56	75	1	0	0	13	169.1	152	88	67	10	12	79	168	20	2

BAYER, Jeremiah

RHP

HT: 6'2"; **WT:** 200; **BATS:** Right; **THROWS:** Right; **BORN:** 12/26/1985 in Northampton, MA; **RESIDES:** Greenfield, MA; **SIGNED BY:** Ray Fagnant; **ACQUIRED:** Red Sox 30th pick (30th round, 918th overall) in the June 2009 draft.

2012: Appeared in just 20 games in his return to High-A Salem due to a pair of stints on the DL...Finished 2nd on Salem with 4 holds...Held right-handed opponents to a .238 AVG (29-for-122)...Posted a 2.38 ERA (6 ER/22.2 IP) with 30 K's in 11 appearances from 4/30 until his 1st stint on the DL began on 6/15...Matched a career high with 6 K's in 3.1 innings on 4/30 at Wilmington...**2011:** Tied for the Salem lead with a career-high 36 appearances...Ranked among club leaders in wins (2nd, 7) and saves (T-3rd, 4) and was 3rd with a 3.26 ERA (min. 50.0 IP)...Went 2-0 in 6 scoreless relief appearances in June over 17.0 innings...Threw at least 2.0 innings in 28 of 36 appearances...**2010:** Pitched for Single-A Greenville and led the club with 98.1 relief innings...Ranked 2nd on the club with 10 saves (12 chances) and 3rd with 32 appearances...Went 1-0 with 5 saves and a 0.34 ERA (1 ER/26.0 IP) over his final 8 regular-season outings...Threw 2.1 scoreless frames in his only post-season appearance...**2009:** Converted 2 of 3 save chances over 14 relief appearances with Short-A Lowell in his pro debut...Tossed 1.1 scoreless innings in his only playoff outing...**PERSONAL:** Went 12-1 with 1 save and a 0.85 ERA (9 ER/95.1 IP) in 14 games (11 starts) as a senior at Trinity (CT) College in 2009, setting a Bantam record for wins in a season...Led the nation in ERA and innings...Was named 2009 National Collegiate Baseball Writers Association Division III Pitcher of the Year.

YEAR	CLUB	W-L	ERA	G	GS	CG	SHO	SV	IP	H	R	ER	HR	HB	BB	SO	WP	BK
2009	Lowell	0-0	4.15	14	0	0	0	2	26.0	26	16	12	1	0	7	27	3	1
2010	Greenville	7-2	3.39	32	0	0	0	10	98.1	101	42	37	7	3	29	86	16	2
2011	Salem	7-4	3.26	36	0	0	0	4	91.0	86	35	33	4	8	32	69	8	0
2012	Salem	1-3	4.24	20	0	0	0	1	40.1	49	28	19	3	3	9	43	5	0
Minor Lg. Totals		15-9	3.56	102	0	0	0	17	255.2	262	121	101	15	14	77	225	32	3

BEATO, Pedro - See Page 84**RHP****BERMUDEZ, Ronald Jose****OF**

HT: 6'1"; **WT:** 165; **BATS:** Right; **THROWS:** Right; **BORN:** 6/6/1988 in Maracaibo, VZ; **RESIDES:** San Francisco Zulia, VZ; **SIGNED BY:** Ernesto Gomez; **ACQUIRED:** Signed by the Red Sox as an international free agent, 9/10/2005.

2012: Batted .254 (51-for-201) with 10 doubles, 17 RBI, and 20 runs in 64 games between Double-A Portland and Triple-A Pawtucket after enduring 3 stints on the DL...Did not commit an error in 107 total chances at all 3 outfield positions...Hit .345 (19-for-55) in his 1st 17 games with the Sea Dogs from 4/15-5/5 after beginning the season on the DL...Promoted to Triple-A on 5/24 but then missed most of June with 2 trips to the DL...After the season, played in 22 regular-season games and then went 8-for-20 (.400) in 5 playoff contests for Caracas of the Venezuelan Winter League...**2011:** Hit .261 (74-for-283) with 20 doubles, 3 home runs, and 30 RBI in 85 games between High-A Salem, Portland and Pawtucket...Did not commit an error in a combined 144 total chances at all 3 outfield positions...Transferred from Salem to Pawtucket on 5/8 and then to Portland on 8/8...After the season, played in 26 games for Caracas of the VWL...**2010:** Appeared in a career-high 119 games between Single-A Greenville and Salem...Earned South Atlantic League Mid-Season All-Star honors...Led Drive qualifiers in AVG (.281) and SLG (.457)...Named SAL Player of the Week for 6/28-7/6 (.524, 11-for-21, 3 HR, 9 RBI)...Transferred to Salem on 8/7...Hit .229 (8-for-32) with 1 homer and 7 RBI in 15 games for Caracas of the VWL...**2009:** Ranked among Short-A Lowell leaders in games (1st, 70), sac hits (T-1st, 2), sac flies (T-1st, 3), and at-bats (2nd, 252)...Paced club qualifiers with a .315 clip (28-for-89) in July...Hit .339 (21-for-62) over his last 16 regular-season tilts, 8/21-9/6...Named Red Sox Minor League Defensive Player of the Month for August/September...Went 2-for-12 (.167) in 3 playoff games...**2008:** Made his domestic debut with Lowell...**2007:** Named Red Sox Minor League Latin Program Player of the Year after leading the Dominican Summer League with a .349 clip (80-for-229)...Also ranked among DSL leaders in doubles (T-1st, 19), OBP (3rd, .455), hits (T-4th, 80), and SLG (5th, .498)...**2006:** Began his pro career with the DSL Red Sox.

YEAR	CLUB	AVG	G	AB	R	H	2B	3B	HR	RBI	SH	SF	HP	BB	SO	SB	CS	E
2006	DSL Red Sox	.257	47	179	30	46	9	5	0	12	3	0	3	21	38	7	0	2
2007	DSL Red Sox	.349	65	229	37	80	19	3	3	39	1	1	3	42	34	12	9	0
2008	Lowell	.201	57	214	24	43	9	3	3	17	0	2	2	11	47	4	2	1
2009	Lowell	.258	70	252	31	65	11	1	1	27	2	3	5	9	54	12	4	2
2010	Greenville	.281	95	363	55	102	28	3	10	54	0	4	6	30	81	4	3	4
	Salem	.239	24	71	7	17	6	0	0	6	2	0	1	6	13	0	0	1
2011	Salem	.194	9	31	5	6	3	0	0	3	1	0	1	2	4	1	0	0
	Portland	.292	19	72	6	21	2	1	0	6	1	0	0	2	22	0	1	0
	Pawtucket	.261	57	180	20	47	15	1	3	21	2	1	0	9	26	0	1	0
2012	Portland	.278	47	158	15	44	9	1	2	15	0	1	1	7	29	4	3	0
	Pawtucket	.163	17	43	5	7	1	1	0	2	0	1	1	2	11	1	0	0
Minor Lg. Totals		.267	507	1792	235	478	112	19	22	202	12	13	23	141	359	45	23	10

BETANCOURT, Ricardo Jose**LHP**

HT: 6'2"; **WT:** 175; **BATS:** Left; **THROWS:** Left; **BORN:** 9/9/1992 in Maturin, VZ; **RESIDES:** Cumanacoa, VZ; **SIGNED BY:** Craig Shipley; **ACQUIRED:** Signed by the Red Sox as an international free agent, 7/2/2009.

2012: Ranked among Gulf Coast League Red Sox leaders in wins (T-2nd, 4) and innings (5th, 39.0)...Made 2 appearances with the Dominican Summer League Red Sox before being promoted on 6/17...Earned a win in his 1st 4 decisions in the GCL...Went 4-1 with a league-leading 0.60 ERA (2 ER/30.0 IP) in his 1st 7 appearances (3 GS) from 6/20-7/24, including a scoreless stretch of 5 games (21.2 IP)...Fanned a season-high 6 batters on 7/11 at the GCL Rays...**2011:** Led the DSL Sox with 7 wins...Tossed at least 3.0 innings in 11 of 12 appearances...Went 4-0 with a 1.06 ERA (2 ER/17.0 IP) in 4 June outings...Fanned a season-high 5 batters on 6/13 at the DSL Indians...**2010:** Went 4-for-4 in save opportunities in his pro debut with the DSL Sox...Did not allow an earned run over his final 5 outings from 7/30-8/19 (10.0 IP).

YEAR	CLUB	W-L	ERA	G	GS	CG	SHO	SV	IP	H	R	ER	HR	HB	BB	SO	WP	BK
2010	DSL Red Sox	1-1	4.88	13	0	0	0	4	24.0	25	15	13	1	2	7	15	2	0
2011	DSL Red Sox	7-1	2.22	12	1	0	0	0	44.2	37	14	11	2	2	12	26	3	2
2012	DSL Red Sox	1-0	1.50	2	0	0	0	0	6.0	7	1	1	1	0	0	5	0	0
	GCL Red Sox	4-3	2.31	11	3	0	0	0	39.0	38	15	10	2	2	8	25	2	3
Minor Lg. Totals		13-5	2.77	38	4	0	0	4	113.2	107	45	35	6	6	27	71	7	5

BETTS, Markus Lynn (Mookie)**SS**

HT: 5'9"; **WT:** 156; **BATS:** Right; **THROWS:** Right; **BORN:** 10/7/1992 in Nashville, TN; **RESIDES:** Brentwood, TN; **SIGNED BY:** Danny Watkins; **ACQUIRED:** Red Sox 8th pick (5th round, 172nd overall) in the June 2011 draft.

2012: Led all qualifying New York-Penn League 2nd basemen with a .969 fielding percentage (9 E/286 TC) at Short-A Lowell...Paced the Spinners and tied for 4th in the NYPL with 71 games played...Also led Lowell with 31 RBI and ranked among club leaders in at-bats (2nd, 251), runs (3rd, 34), hits (2nd, 67), walks (2nd, 32), and steals (3rd, 20)...Batted .338 (27-for-80) against southpaws compared to .234 (40-for-171) versus right-handers...Named the Red Sox Minor League Base Stealer of the Month for August/September after swiping 9 bases without being caught...**2011:** Played 1 game for the GCL Red Sox in his pro debut on 8/26 vs. GCL Twins...**PERSONAL:** Batted .509 and stole 30 bases to earn Louisville Slugger High School All-American honors as a senior in 2011 at John Overton (TN) High School.

YEAR	CLUB	AVG	G	AB	R	H	2B	3B	HR	RBI	SH	SF	HP	BB	SO	SB	CS	E
2011	GCL Red Sox	.500	1	4	0	2	0	0	0	2	0	0	0	0	0	1	0	3
2012	GCL Red Sox	.267	71	251	34	67	8	1	0	31	2	4	3	32	30	20	4	15
Minor Lg. Totals		.271	72	255	34	69	8	1	0	33	2	4	3	32	30	21	4	18

BISHOP, Beau Jordon Te Wera (Beau)**C**

HT: 6'2"; **WT:** 198; **BATS:** Right; **THROWS:** Right; **BORN:** 7/6/1993 in Wellington, NZ; **RESIDES:** Wellington, NZ; **SIGNED BY:** Jon Deeble; **ACQUIRED:** Signed by the Red Sox as an international free agent, 1/30/2011.

2012: Made his domestic debut with the Gulf Coast League Red Sox...Caught 6 of 23 (26.1%) attempted base stealers...**2011:** Played exclusively in the Major League Baseball Australia Academy Program...Hit .288 (38-for-132) in 48 games for the Kangaroos...Led the league in games (48), and ranked among leaders in at-bats (5th, 132), runs (9th, 16), hits (3rd, 38), RBI (T-8th, 12), homers (T-4th, 1), total bases (6th, 44), and walks (3rd, 15)...Caught 4 of 16 (25.0%) attempted base stealers...**PERSONAL:** Attended Aotea College in Porirua City, New Zealand...Was selected to New Zealand's national men's softball team, the Black Sox, as a 17-year-old in 2010...Previously played for various Porirua City United Softball teams...His 5 brothers and 1 sister also played for Porirua with his father coaching the senior men's squad...Also played for the Junior Black Sox team that won all 7 games in Australia in 2010, going 8-for-16 (.500) with 4 home runs in the series.

YEAR	CLUB	AVG	G	AB	R	H	2B	3B	HR	RBI	SH	SF	HP	BB	SO	SB	CS	E
2012	GCL Red Sox	.189	16	53	9	10	1	0	0	6	0	0	0	3	16	0	0	2

BLAIR, Carson**C**

HT: 6'1"; **WT:** 190; **BATS:** Right; **THROWS:** Right; **BORN:** 10/18/1989 in Argyle, TX; **RESIDES:** Argyle, TX; **SIGNED BY:** Jim Robinson; **ACQUIRED:** Red Sox 37th pick (35th round, 1,072nd overall) in the June 2008 draft.

2012: Played the season at High-A Salem, setting career highs in virtually every offensive category...Went 9-for-31 (.290) with 4 doubles against southpaws...Caught 10 of 48 (20.1%) attempted base stealers...Recorded 1st career triple on 4/18 vs. Lynchburg and 1st career stolen base on 5/12 at Myrtle Beach...Batted .306 (11-for-36) in 11 May games...**2011:** Spent most of the season with Single-A Greenville...Also played in 3 rehab games with Short-A Lowell after going on the DL on 5/9...Returned to Greenville on 6/23...Hit all 3 home runs in an 8-game stretch from 7/17-8/7...Tallied 8 of his 14 walks in his final 7 games...Caught 8 of 37 (21.6%) attempted base stealers while with the Drive...**2010:** Combined to hit .237 (9-for-38) with 1 homer and 4 RBI in 12 games between the Gulf Coast Red Sox and Lowell...**2009:** Spent most of the year with the GCL Red Sox, ranking 2nd on the team with 20 RBI, 16 walks, and 8 doubles (tied)...Led the GCL with 7 sac flies...**2008:** Hit safely in all 6 games in the GCL after signing with Boston...Went 2-for-4 with a homer and 5 RBI in his pro debut on 8/24 at the GCL Reds (G1)...**PERSONAL:** Hit .384 as a senior at Liberty Christian (TX) School in 2008.

YEAR	CLUB	AVG	G	AB	R	H	2B	3B	HR	RBI	SH	SF	HP	BB	SO	SB	CS	E
2008	GCL Red Sox	.409	6	22	2	9	1	0	1	9	0	1	0	0	5	0	0	1
2009	GCL Red Sox	.210	39	124	15	26	8	0	2	20	0	7	0	16	46	0	1	5
	Lowell	.500	1	2	0	1	1	0	0	0	0	0	0	1	1	0	0	1
2010	GCL Red Sox	.269	8	26	7	7	1	0	1	3	0	0	0	4	10	0	0	1
	Lowell	.167	4	12	0	2	0	0	0	1	0	0	0	1	5	0	0	0
2011	Lowell	.231	3	13	1	3	1	0	0	0	0	0	0	0	6	0	0	0
	Greenville	.190	33	100	12	19	8	0	3	9	0	1	0	14	40	0	0	1
2012	Salem	.206	51	165	25	34	11	3	3	24	0	3	2	21	48	2	3	4
Minor Lg. Totals		.218	145	464	62	101	31	3	10	66	0	12	2	57	161	2	4	13

BOGAERTS, Xander - See Page 87**INF****BONNELLY, Sully Abigail****RHP**

HT: 6'2"; **WT:** 215; **BATS:** Right; **THROWS:** Right; **BORN:** 10/14/1992 in San Francisco de Macoris, DR; **RESIDES:** San Francisco de Macoris, DR; **SIGNED BY:** Victor Torres and Craig Shipley; **ACQUIRED:** Signed by the Red Sox as an international free agent, 11/2/2009.

2012: Made his domestic debut with the Gulf Coast League Red Sox...Appeared in 2 games with the Dominican Summer League Red Sox before being promoted on 6/19...Earned his only win in his 1st outing on 6/21 at the GCL Orioles...Picked up his only save on 7/18 at the GCL Orioles...**2011:** Returned to the DSL and ranked among club leaders in games (T-4th, 14), starts (T-2nd, 13), innings (2nd, 61.1), and strikeouts (T-4th, 39)...Went at least 4.0 innings in 12 of 14 outings...Held right-handers to a .215 AVG (38-for-177)...**2010:** Made his pro debut with the DSL Red Sox, tying for 3rd on the club with 14 appearances...Held opponents to a .188 AVG (29-for-154)...Gave up just 4 hits in 55 opponent at-bats with RISP (.073 AVG)...Converted 3 of 6 save opportunities...Posted a 1.08 ERA (2 ER/16.2 IP) with 2 saves in 5 July games

YEAR	CLUB	W-L	ERA	G	GS	CG	SHO	SV	IP	H	R	ER	HR	HB	BB	SO	WP	BK
2010	DSL Red Sox	3-3	2.49	14	2	0	0	3	43.1	29	19	12	2	5	19	25	9	0
2011	DSL Red Sox	3-4	4.26	14	13	0	0	0	61.1	50	35	29	5	6	36	39	7	0
2012	DSL Red Sox	0-0	0.00	2	0	0	0	0	3.2	2	1	0	0	1	2	4	0	0
	GCL Red Sox	1-0	3.34	12	0	0	0	1	29.2	27	11	11	2	3	16	23	10	0
Minor Lg. Totals		7-7	3.39	42	15	0	0	4	138.0	108	66	52	9	15	73	91	26	0

BRADLEY Jr., Jackie - See Page 89**OF**

BRAHNEY, Kevin Edward**LHP**

HT: 6'5"; **WT:** 220; **BATS:** Left; **THROWS:** Left; **BORN:** 8/8/1988 in Dale City, CA; **RESIDES:** Sunnyvale, CA; **SIGNED BY:** Demond Smith; **ACQUIRED:** Red Sox 14th pick (11th round, 352nd overall) in the June 2011 draft.

2012: Made 19 relief appearances between Short-A Lowell and Single-A Greenville, going 2-1 with a 8.47 ERA (32 ER/34.0 IP) and 36 strikeouts...Began his season with the Spinners before being promoted to the Drive on 7/3...Missed time on the DL from 8/2-14...Fanned a season-high 5 batters over 3.0 scoreless frames in his final outing of the season on 9/3 vs. Hickory...**2011:** Made his pro debut with Lowell...Tied for the team lead with 17 appearances...Did not allow a home run in 27.0 innings...**PERSONAL:** Went 2-5 with a 3.58 ERA (26 ER/65.1 IP) and a team-high 74 strikeouts in 11 starts for Division II California State University-Chico in 2011...Averaged 9.73 strikeouts per 9.0 innings during his 2-year career.

YEAR	CLUB	W-L	ERA	G	GS	CG	SHO	SV	IP	H	R	ER	HR	HB	BB	SO	WP	BK
2011	Lowell	2-0	6.67	17	0	0	0	0	27.0	36	23	20	0	1	17	25	6	0
2012	Lowell	0-0	2.57	5	0	0	0	1	7.0	7	2	2	0	0	4	8	0	0
	Greenville	2-1	10.00	14	0	0	0	0	27.0	40	31	30	4	3	8	28	5	0
Minor Lg. Totals		4-1	7.67	36	0	0	0	1	61.0	83	56	52	4	4	29	61	11	0

BRENTZ, Bryce Everett**OF**

HT: 6'0"; **WT:** 190; **BATS:** Right; **THROWS:** Right; **BORN:** 12/30/1988 in Crossville, TN; **RESIDES:** Knoxville, TN; **SIGNED BY:** Danny Watkins; **ACQUIRED:** Red Sox 2nd pick (sandwich pick between the 1st and 2nd rounds, 36th overall) in the June 2010 draft.

2012: Named Double-A Portland's Most Valuable Player after leading the club in games (122), at-bats (456), hits (135), doubles (30), RBI (76), and total bases (218)...Placed 5th among Eastern League qualifiers with a .478 SLG...Ranked among all Red Sox minor league leaders in AVG (8th, .290) and RBI (4th)...Hit .390 (60-for-154) with 14 doubles and 7 homers in 38 games as a DH for the Sea Dogs...Collected a career-high 5 hits on 5/13 at Trenton and 5/31 at Harrisburg...Named EL Batter of the Week for 5/28-6/3 after hitting .435 (10-for-23) with 5 extra-base hits and a league-leading 6 runs (tied) and 19 total bases...Selected as EL Batter of the Week for 8/20-26 after posting a league-best .536 AVG (15-for-28) and 10 RBI...Chosen as Red Sox Minor League Offensive Player of the Month for August/September (.393, 35-for-89, 8 2B, 4 HR, 24 RBI, 14 R)...Promoted to Triple-A Pawtucket on 8/30 and played in 5 regular season games...Appeared in 7 playoff games with the PawSox and hit .333 (8-for-24) with 6 extra-base hits...Following the season, ranked by *Baseball America* as Boston's No. 2 outfield prospect, No. 8 prospect overall, and as having the best outfield arm in the EL after recording 10 assists...Hit .297 (19-for-64) with 2 home runs and 11 RBI in 17 games for Surprise of the Arizona Fall League and was named to the league's Top Prospects Team as a DH...**2011:** Named Red Sox Offensive Co-Player of the Year after hitting .306 (140-for-458) with 25 doubles, 4 triples, 30 home runs, 94 RBI, and 91 runs in 115 games between Single-A Greenville and High-A Salem...Led qualifying Sox minor leaguers in AVG and SLG (.574) and also paced the system in RBI, runs, and total bases (263) and ranked 2nd in homers...Had a Greenville franchise-record 35-game on-base streak to begin the season (57 H, 14 BB, 2 HBP) including a South Atlantic League-leading 26-game hit streak to end that stretch from 4/17-5/15...Named Player of the Week in the SAL for 5/9-15 after batting .552 (16-for-29) with 13 RBI, the highest marks in Single-A during that time...Transferred to Salem on 5/21 and ranked 5th among Carolina League leaders with 19 home runs despite spending time on the DL from 5/24-6/12...Selected Player of the Week in the CL for 6/27-7/3 after leading the league with 4 homers and 22 total bases...Picked as the Topps Player of the Month in the CL for August after hitting .321 (34-for-106) with 7 homers and 23 RBI during the month...Named Red Sox Minor League Offensive Player of the Month for April and August/September...Selected to the CL Year-End All-Star Team...Following the season, ranked by *Baseball America* as Boston's No. 1 outfield prospect, No. 5 prospect overall, and the best power hitter in the Red Sox system...Also named best power prospect and No. 8 prospect overall in the CL by the same publication...**2010:** Made his pro debut at Short-A Lowell and led the Spinners in games (69), at-bats (262), triples (4) and RBI (39) while placing 2nd in homers (tied, 5) and total bases (89)...Named the No. 13 prospect in the NYPL by *Baseball America*...**PERSONAL:** Hit .348 with 15 homers, 49 RBI, a .440 OBP, and .636 SLG in 46 games as a junior for Middle Tennessee State University in 2010...In 2009, led the NCAA in AVG (.465), homers (28), SLG (.930), and total bases (214) as Sun Belt Player of the Year...Hit .366 (26-for-71) in 23 games during the 2009 Team USA season...Selected by CLE in the 30th round of the June 2007 draft but did not sign.

YEAR	CLUB	AVG	G	AB	R	H	2B	3B	HR	RBI	SH	SF	HP	BB	SO	SB	CS	E
2010	Lowell	.198	69	262	28	52	14	4	5	39	0	2	1	21	76	5	4	4
2011	Greenville	.359	40	170	43	61	10	3	11	36	0	0	2	14	35	2	2	8
	Salem	.274	75	288	48	79	15	1	19	58	0	4	3	26	80	1	1	9
2012	Portland	.296	122	456	62	135	30	1	17	76	0	4	4	40	130	7	5	5
	Pawtucket	.118	5	17	0	2	0	0	0	0	0	4	0	1	6	0	0	0
Minor Lg. Totals		.276	311	1193	181	329	69	9	52	209	0	10	10	102	327	15	12	26

BRISCOE, Keaton L.**2B**

HT: 6'0"; **WT:** 190; **BATS:** Left; **THROWS:** Right; **BORN:** 5/13/1991 in North Vancouver, BC; **RESIDES:** North Vancouver, BC; **SIGNED BY:** Chris Pritchett; **ACQUIRED:** Red Sox 26th pick (24th round, 751st overall) in the June 2012 draft.

2012: Made pro debut with the Gulf Coast League Red Sox...Appeared in 15 games in left field, 8 games at 2nd base, 8 games at 3rd base, 1 game in right field, and 3 games at designated hitter...Drove in a season-high 4 runs on 7/10 at GCL Twins...Drew at least 1 walk in 12 straight games from 8/1-20...**PERSONAL:** Batted .318 with 4 homers, 51 RBI, and 77 runs while stealing 25 bases in 100 career games with the University of British Columbia.

YEAR	CLUB	AVG	G	AB	R	H	2B	3B	HR	RBI	SH	SF	HP	BB	SO	SB	CS	E
2012	GCL Red Sox	.160	33	100	18	16	2	1	0	14	2	3	0	19	40	3	1	7

BUTTREY, Ty Douglas**RHP**

HT: 6'2"; **WT:** 210; **BATS:** Left; **THROWS:** Right; **BORN:** 3/31/1993 in Matthews, NC; **RESIDES:** Gulfport, FL; **SIGNED BY:** Quincy Boyd; **ACQUIRED:** Red Sox 6th pick (4th round, 151st overall) in the June 2012 draft.

2012: Made 4 appearances (3 GS) with the Gulf Coast League Red Sox in pro debut...**PERSONAL:** Compiled a 9-2 record with 2 saves and a 0.91 ERA (7 ER/69.0 IP) at Providence (NC) Senior High School in 2012...Averaged 13.04 strikeouts per 9.0 innings (100 K's) in his senior season.

YEAR	CLUB	W-L	ERA	G	GS	CG	SHO	SV	IP	H	R	ER	HR	HB	BB	SO	WP	BK
2012	GCL Red Sox	0-0	1.80	4	3	0	0	0	5.0	5	2	1	0	1	1	5	0	1

CALLAHAN, James Douglas (Jamie)**RHP**

HT: 6'2"; **WT:** 205; **BATS:** Right; **THROWS:** Right; **BORN:** 8/24/1994 in Florence, SC; **RESIDES:** Hamer, SC; **SIGNED BY:** Quincy Boyd; **ACQUIRED:** Red Sox 4th pick (2nd round, 87th overall) in the June 2012 draft.

2012: Made 5 appearances (4 GS) with the Gulf Coast League Red Sox in his pro debut...Recorded at least 1 strikeout in each game...**PERSONAL:** Went 7-1 with a save, a 0.89 ERA, and 113 strikeouts in 50.0 innings for Dillon (SC) High School in 2012, while also hitting .439 with 5 homers and 32 RBI...Named the 2012 Gatorade South Carolina Baseball Player of the Year and Region 8-2A Player of the Year after helping to lead his team to the regional championship...Was an All-State selection in 2012 and 2011.

YEAR	CLUB	W-L	ERA	G	GS	CG	SHO	SV	IP	H	R	ER	HR	HB	BB	SO	WP	BK
2012	GCL Red Sox	1-0	5.19	5	4	0	0	0	8.2	8	5	5	0	0	3	7	0	0

CARPENTER, Chris - See Page 110**RHP****CARTER, Anthony - See Page 112****RHP****CECCHINI, Garin****SS**

HT: 6'3"; **WT:** 218; **BATS:** Left; **THROWS:** Right; **BORN:** 4/20/1991 in Sulphur, LA; **RESIDES:** Orange, TX; **SIGNED BY:** Matt Dorey; **ACQUIRED:** Red Sox 6th pick (4th round, 143rd overall) in the June 2010 draft.

2012: Named Red Sox Base Runner of the Year after leading the organization with 51 stolen bases for Single-A Greenville, 3rd-most in the South Atlantic League...Caught stealing just 6 times for an 89.4% success rate...Ranked among league leaders in doubles (T-3rd, 38), runs (T-4th, 84), and intentional walks (T-1st, 5)...Led qualifying SAL 3rd basemen with a .944 fielding percentage (14 E/251 TC)...Placed 6th in the Red Sox system with a .305 AVG (139-for-455)...Led the Drive in doubles and runs, while finishing 2nd on the club in games (118), at-bats, hits, triples (tied, 4), total bases (197), and walks (61)...Batted .338 (110-for-325) with all 4 home runs against right-handers...Hit .442 (34-for-77) when leading off an inning...Chosen as Red Sox Minor League Base Stealer of the Month for April...Reached base safely in a team-high 33 consecutive games from 4/13-5/22 at .349 (45-for-129) with 17 walks...Went 3-for-3 on stolen base attempts on 4/13 at West Virginia and 8/21 vs. Augusta...Knocked a season-high 5 hits and 5 RBI on 5/26 at Charleston...Named a South Atlantic League Mid-Season All-Star...Following the season, ranked by *Baseball America* as Boston's No. 1 3rd base prospect, No. 7 prospect overall, and as having the best infield arm in the system and SAL...Selected as the No. 15 prospect overall in the SAL by the same publication...**2011:** Was leading the New York-Penn League in doubles (12), ranked 4th in stolen bases (12) and tied for 5th in RBI (23) through 32 games with Short-A Lowell before missing the rest of the season after being placed on the DL on 7/24...Ranked 3rd in doubles on the Spinners and was 2nd in AVG (.298) on the club (min. 100 at-bats)...Named Red Sox Minor League Base Runner of the Month for June...Batted .342 (27-for-79) with 9 doubles, 3 homers, and 18 RBI in 22 games in July...Named NYPL Player of the Week for 7/18-24 after leading the league with a .571 AVG (12-for-21) and placing 3rd in total bases (19) and runs (9)...Selected to the NYPL All-Star Team...Following the season, ranked by *Baseball America* as Boston's No. 3 infield prospect, No. 7 prospect overall, and the best hitter for average in the Red Sox system...Selected as the No. 2 prospect overall in the NYPL by the same publication...**PERSONAL:** Did not play as a senior at Barbe (LA) High School in 2010 due to injury...Hit .402 with 6 home runs and 43 RBI as a junior in 2009...His younger brother, Gavin, was the 12th overall pick in the June 2012 draft by the Mets.

YEAR	CLUB	AVG	G	AB	R	H	2B	3B	HR	RBI	SH	SF	HP	BB	SO	SB	CS	E
2011	Lowell	.298	32	114	21	34	12	1	3	23	0	0	2	17	19	12	2	10
2012	Greenville	.305	118	455	84	139	38	4	62	0	3	7	61	90	51	6	14	
Minor Lg. Totals		.304	150	569	105	173	50	5	7	85	0	3	9	78	109	63	8	24

CELESTINO, Miguel Antonio

RHP

HT: 6'6"; **WT:** 185; **BATS:** Right; **THROWS:** Right; **BORN:** 10/10/1989 in San Pedro de Macoris, DR; **RESIDES:** San Pedro de Macoris, DR; **SIGNED BY:** Franklin Taveras, Patrick Guerrero and Bob Engle (Mariners); **ACQUIRED:** From the Seattle Mariners on 3/18/2010 as the PTBNL in the 1/7/2010 trade that sent 1B Casey Kotchman to Seattle in exchange for INF OF Bill Hall and cash.

2012: Spent the entire season with High-A Salem, pacing the club with 26 starts and finishing among leaders in wins (T-2nd, 7), innings (2nd, 134.2), and strikeouts (3rd, 93)...Allowed 12.10 base runners per 9.0 innings, the 5th-lowest rate among Carolina League starters...Induced a career-high 12 double plays...Held right-handed opponents to a .243 AVG (85-for-350)...Went 5-2 with a 3.06 ERA (23 ER/67.2 IP) in 13 starts over the 1st half of the season...Allowed just 2 hits over 8.0 scoreless frames on 7/11 vs. Lynchburg...**2011:** Tied for the lead in the South Atlantic League and was tops among all Red Sox minor leaguers in games (27)...Led all players in the Sox system in innings pitched (140.2) and tied for 2nd in wins (10)...Ranked 3rd on Single-A Greenville with 106 strikeouts...Ranked 3rd on the Drive and 14th among SAL qualifiers with a 3.84 ERA (60 ER/140.2 IP)...**2010:** In his 1st season in the organization, led Sox minor leaguers with a 2.09 ERA (15 ER/64.2 IP) between the Gulf Coast League and Short-A Lowell...Gave up 3 runs or less in all 13 appearances, combining to go 4-2...Named New York-Penn League Pitcher of the Week for 8/2-8 (2-0, 0.82 ERA, 1 ER, 11.0 IP, 11 K in 2 GS)...**2009:** Tied for the Rookie-level Arizona League Mariners lead with 5 wins...Ranked 2nd in the circuit with a club-high 66.2 innings...Won back-to-back scoreless starts on 8/11 at the AZL Royals (7.0 IP) and 8/16 at the AZL Angels (6.0 IP)...**2008:** Returned to the Dominican Summer League Mariners and ranked 3rd on the club in wins (5) and ERA (2.48)...Fanned 47 with 15 walks over 58.0 frames...**2007:** Won 3 of his 1st 4 appearances in his pro debut with the DSL Mariners.

YEAR	CLUB	W-L	ERA	G	GS	CG	SHO	SV	IP	H	R	ER	HR	HB	BB	SO	WP	BK
2007	DSL Mariners	4-2	3.38	14	1	0	0	0	29.1	25	12	11	1	2	17	14	4	1
2008	DSL Mariners	5-1	2.48	15	12	0	0	0	58.0	45	24	16	0	3	15	47	7	1
2009	AZL Mariners	5-3	4.73	13	12	0	0	0	66.2	76	36	35	5	4	23	48	12	0
2010	GCL Red Sox	2-0	0.90	4	3	0	0	0	20.0	18	6	2	0	0	3	14	0	1
	Lowell	2-2	2.62	9	9	0	0	0	44.2	39	16	13	0	3	17	28	4	0
2011	Greenville	10-6	3.84	27	27	0	0	0	140.2	146	74	60	8	6	33	106	17	1
2012	Salem	7-9	4.68	26	26	0	0	0	134.2	129	75	70	18	8	44	93	11	3
Minor Lg. Totals		35-23	3.77	108	90	0	0	0	494.0	478	243	207	32	26	152	350	55	7

CHAVEZ, Dylan Scott

LHP

HT: 6'3"; **WT:** 190; **BATS:** Left; **THROWS:** Left; **BORN:** 4/16/1991 in Sacramento, CA; **RESIDES:** Ranch Murietta, CA; **SIGNED BY:** Danny Watkins; **ACQUIRED:** Red Sox 16th pick (14th round, 451st overall) in the June 2012 draft.

2012: Struck out 27 batters in 28.0 innings between Short-A Lowell and Single-A Greenville in his pro debut...Transferred to the Drive on 7/15...Held left-handed batters to a .200 AVG (5-for-25) while right-handers hit .364 (24-for-66) at Single-A...Fanned a season-high 5 batters in 3.0 innings of relief and earned his 1st win on 9/3 vs. Hickory...**PERSONAL:** Struck out 36 while walking just 6 over 36.2 innings as a senior for Ole Miss in 2012...Originally selected by Minnesota in the 32nd round of the June 2011 draft but did not sign.

YEAR	CLUB	W-L	ERA	G	GS	CG	SHO	SV	IP	H	R	ER	HR	HB	BB	SO	WP	BK
2012	Lowell	0-2	6.00	4	0	0	0	0	6.0	8	10	4	0	3	0	7	0	0
	Greenville	1-2	9.00	15	0	0	0	0	22.0	29	22	22	2	4	10	20	3	0
Minor Lg. Totals		1-4	8.36	19	0	0	0	0	28.0	37	32	26	2	7	10	27	3	0

CHESTER, David

1B

HT: 6'5"; **WT:** 270; **BATS:** Right; **THROWS:** Right; **BORN:** 3/31/1989 in Collinsville, OK; **RESIDES:** Collinsville, OK; **SIGNED BY:** Chris Calcinio; **ACQUIRED:** Red Sox 36th pick (33rd round, 1,012nd overall) in the June 2011 draft.

2012: Played most of the season at Short-A Lowell, leading the club and tying for 3rd in the New York-Penn League with 9 home runs...Made a combined 5 errors in 363 total chances (.986%) at 1st base between the Spinners and High-A Salem...Went 20-for-57 (.351) with 6 homers when leading off an inning at both stops...Paced Lowell in SLG (.445) and ranked among team leaders in doubles (T-4th, 8), RBI (2nd, 28), and walks (4th, 22)...Named the NYPL Batter of the Week for 6/18-24 after pacing the league with 23 total bases at .448 (13-for-29) with 7 RBI and 8 runs in 7 games, including 6 straight contests with multiple hits...Promoted to Salem on 8/24...Posted 4 multi-hit games in his 7 contests at High-A...**2011:** Led the Gulf Coast League Red Sox in home runs (9) and RBI (23) in his 1st pro season...Ranked 5th among GCL leaders in home runs and at-bats per homer (18.78 AB/1 HR)...Tallied 5 consecutive multi-hit games from 7/11-14...**PERSONAL:** Led Big East hitters with 16 homers as a senior at the University of Pittsburgh...Named to the all-Big East 1st Team after also leading the Panthers in RBI (60), OBP (.470), and ranking 2nd among team qualifiers with a .345 AVG (69-for-200) in 2011...Selected as the Big East Player of the Week following a 6-game span in which he went 10-for-23 (.435) with 4 homers and 11 RBI.

YEAR	CLUB	AVG	G	AB	R	H	2B	3B	HR	RBI	SH	SF	HP	BB	SO	SB	CS	E
2011	GCL Red Sox	.243	46	169	19	41	8	0	9	23	0	2	7	9	42	0	0	4
2012	Lowell	.232	43	164	23	38	8	0	9	28	0	1	7	22	37	0	1	5
	Salem	.360	7	25	4	9	1	0	1	5	0	1	0	1	7	0	0	0
Minor Lg. Totals		.246	96	358	46	88	17	0	19	56	0	4	8	32	86	0	1	9

COLORADO, Jose Ignacio**OF**

HT: 6'1"; **WT:** 170; **BATS:** Left; **THROWS:** Right; **BORN:** 8/26/1990 in Ahome, Mexico; **RESIDES:** Ahome, Mexico; **SIGNED BY:** Mike Lord; **ACQUIRED:** Signed by the Red Sox as an international free agent, 11/11/2010.

2012: Played the majority of the season with the Gulf Coast League Red Sox, leading the league with 17 doubles...Paced the GCL Sox and was among league leaders in RBI (T-2nd, 30), extra-base hits (T-4th, 19), and runs (T-3rd, 33)...Ranked 2nd on the club and tied for 4th in the GCL with 28 walks...Also led the GCL Sox in games (53) and finished 2nd in at-bats (185), hits (53), total bases (75), and stolen bases (15)...Appeared at all 3 outfield positions...Hit safely in 17 of 19 games from 7/23-8/14 at .380 (27-for-71), the 2nd-highest AVG in the GCL in that span...Went 3-for-3 with 2 walks, 4 RBI, 3 runs and a steal on 7/31 vs. the GCL Orioles...Promoted to Short-A Lowell on 8/30 and appeared in 6 games...**2011:** Made pro debut with GCL Red Sox...Tied for 2nd in the GCL with a team-high 6 triples...Also ranked 2nd on the team in doubles (10) and walks (15)...Started 5 games at 1st base and 26 in right field.

YEAR	CLUB	AVG	G	AB	R	H	2B	3B	HR	RBI	SH	SF	HP	BB	SO	SB	CS	E
2011	GCL Red Sox	.259	41	147	17	38	10	6	1	17	1	0	1	15	44	3	5	1
2012	GCL Red Sox	.286	53	185	33	53	17	1	1	30	1	4	3	28	35	15	6	2
	Lowell	.050	6	20	0	1	0	0	0	0	1	0	1	3	9	1	0	2
Minor Lg. Totals		.261	100	352	50	92	27	7	2	47	3	4	5	46	88	19	11	5

CONKLIN, Iseha Joe**OF**

HT: 5'11"; **WT:** 180; **BATS:** Right; **THROWS:** Right; **BORN:** 9/11/1992 in Silver City, NM; **RESIDES:** Silver City, NM; **SIGNED BY:** Jim Woodward; **ACQUIRED:** Red Sox 21st pick (19th round, 601st overall) in the June 2012 draft.

2012: Made pro debut with the Gulf Coast League Red Sox, ranking 5th on the club with 38 games...Appeared in 23 games in left field, 11 games in right field, 2 games in center field, and 2 games at DH...Batted .275 (11-for-40) with runners in scoring position...Knocked 1st career home run on 7/13 vs. the GCL Orioles...**PERSONAL:** Won the JUCO World Series and NJCAA National Championship with Iowa Western in 2012.

YEAR	CLUB	AVG	G	AB	R	H	2B	3B	HR	RBI	SH	SF	HP	BB	SO	SB	CS	E
2012	GCL Red Sox	.205	38	112	13	23	5	1	1	13	2	2	5	8	44	2	1	2

COOPER, Khiry**OF**

HT: 6'2"; **WT:** 180; **BATS:** Right; **THROWS:** Right; **BORN:** 1/18/1990 in Scottsdale, AZ; **RESIDES:** Bossier City, LA; **SIGNED BY:** Chris Mears; **ACQUIRED:** Red Sox 27th pick (25th round, 781st overall) in the June 2012 draft.

2013: Will be 1st pro season...**PERSONAL:** Was a 3-time letterman in baseball at the University of Nebraska and also played wide receiver for the Huskers football team...Transferred to Tulsa in 2012 with a year of football eligibility remaining...Originally selected by the LAA in the 5th round of the June 2008 draft but did not sign.

COSTE, Carlos A.**C**

HT: 6'2"; **WT:** 186; **BATS:** Right; **THROWS:** Right; **BORN:** 5/11/1993 in San Juan, PR; **RESIDES:** San Juan, PR; **SIGNED BY:** Edgar Perez; **ACQUIRED:** Red Sox 38th pick (35th round, 1,072nd overall) in the June 2011 draft.

2012: Returned to the Gulf Coast Red Sox and appeared in just 12 games...Went 2-for-2 with the bases loaded...Recorded 1st career RBI on 7/18 at the GCL Orioles...**2011:** Made pro debut in 16 games with the GCL Red Sox...Collected a hit in his 1st at-bat on 6/21 vs. the GCL Rays.

YEAR	CLUB	AVG	G	AB	R	H	2B	3B	HR	RBI	SH	SF	HP	BB	SO	SB	CS	E
2011	GCL Red Sox	.158	16	19	0	3	0	0	0	0	1	0	0	0	9	0	0	0
2012	GCL Red Sox	.136	12	22	2	3	0	0	0	2	0	0	2	0	11	0	0	1
Minor Lg. Totals		.146	28	41	2	6	0	0	0	2	1	0	2	0	20	0	0	1

COUCH, Keith Gilbert**RHP**

HT: 6'2"; **WT:** 210; **BATS:** Left; **THROWS:** Right; **BORN:** 11/5/1989 in Mineola, NY; **RESIDES:** Elmont, NY; **SIGNED BY:** Ray Fagnant; **ACQUIRED:** Red Sox 15th pick (13th round, 413th overall) in the June 2010 draft.

2012: Tied for High-A lead with 2 complete games...Placed 5th among Carolina League qualifiers and 3rd among Red Sox minor leaguers with a 3.46 ERA (56 ER), while finishing both 3rd in the CL and in the system with 11 wins...Ranked 5th in the league and tops on Salem with 145.2 innings and 4th among CL starters with 2.03 walks per 9.0 innings (28 BB/124.1 IP)...Led Salem with 109 K's and also finished among club leaders in appearances (T-3rd, 28), and starts (2nd, 22)...Fanned a season-high 8 on 4/11 at Lynchburg...Posted a 2.52 ERA (17 ER/60.2 IP) over his final 10 starts beginning 7/10, the 2nd-lowest mark in the CL in that span...**2011:** Led Single-A Greenville and was tied for 2nd among Sox minor leaguers with 123 K's...Ranked 9th among South Atlantic League qualifiers in ERA (3.54) and was 6th overall among qualifiers in the Red Sox farm system...Also placed 2nd among Drive hurlers in wins (7) and innings (137.1)...Landed on the DL on 4/20 and returned on 4/29...Won 3 consecutive starts from 6/13-23...Following the season, rated by *Baseball America* as having the best control in the Red Sox system...**2010:** Turned in a 2.55 ERA (10 ER/35.1 IP) over his 1st 8 outings (5 GS) in his pro debut with Short-A Lowell...Tied for 3rd on the team with 43 strikeouts...Allowed 1 hit over 5.0 shutout innings to earn his 1st career win on 8/3 at Connecticut...**PERSONAL:** Went 5-2 with 2 saves and a 2.24 ERA over 13 appearances (10 starts) as a senior at Adelphi (NY) University in 2010...Named team MVP after leading the squad with 76.1 innings and 83 strikeouts.

COUCH, Keith Gilbert (CONT.)

RHP

YEAR	CLUB	W-L	ERA	G	GS	CG	SHO	SV	IP	H	R	ER	HR	HB	BB	SO	WP	BK
2010	Lowell	1-6	4.39	14	11	0	0	0	55.1	64	31	27	3	2	9	43	3	0
2011	Greenville	7-5	3.54	28	18	0	0	3	137.1	145	66	54	11	12	19	123	2	3
2012	Salem	11-9	3.46	28	22	2	0	0	145.2	152	65	56	9	8	34	109	5	2
Minor Lg. Totals		19-20	3.64	70	51	2	0	3	338.1	361	162	137	23	22	62	275	10	5

COYLE, Sean

INF

HT: 5'8"; **WT:** 175; **BATS:** Right; **THROWS:** Right; **BORN:** 1/17/1992 in Sellersville, PA; **RESIDES:** Chalfont, PA; **SIGNED BY:** Chris Calcinio; **ACQUIRED:** Red Sox 5th pick (3rd round, 110th overall) in the June 2010 draft.

2012: Spent the entire season at High-A Salem and led qualifying Carolina League 2nd basemen with a .967 fielding percentage (16 E), total chances (483), putouts (177), assists (290), and double plays (67)...Paced Salem with 15 HBP and ranked among club leaders in games (2nd, 116), at-bats (T-2nd, 437), runs (4th, 60), hits (4th, 109), doubles (T-2nd, 31), RBI (3rd, 63), and total bases (3rd, 193)...Swiped 16 bases without being caught...Went 10-for-21 (.476) in 5 games as DH...Drove in 6 runs on 4/20 at Potomac...Collected a career-high 4 hits on 6/28 vs. Potomac...Batted a CL-best .429 (18-for-42) with 6 doubles, 3 homers, and 14 RBI over 11 games from 7/17-8/3...Following the season, ranked by *Baseball America* as Boston's No. 1 2nd base prospect...**2011:** Led Single-A Greenville and tied for the Sox minor league lead with 7 triples...Also paced the Drive in walks (60) and hit by pitches (13) and was among club leaders in doubles (T-2nd, 27), RBI (3rd, 64), runs (2nd, 77), and steals (3rd, 20)...Recorded hits in 12 of 13 games from 4/21-5/7, posting a .347 clip (17-for-49) over that span with 3 homers and 11 RBI...Endured 2 stints on the DL...Selected as Red Sox Minor League Base Runner of the Month for August/September after successfully swiping 7 of 8 attempts...Tallied a career-high 7 RBI in the regular-season finale on 9/5 at Hickory...**2010:** Played 3 games for the Gulf Coast Sox in his pro debut...**PERSONAL:** Hit .562 with 55 RBI and a school-record 13 homers as a senior at Germantown (PA) Academy in 2010...Was successful in all 22 stolen base attempts...Hit .296 in 8 games for USA Baseball's 18-and-under team during the squad's gold-medal run at the Pan American Games in 2009.

YEAR	CLUB	AVG	G	AB	R	H	2B	3B	HR	RBI	SH	SF	HP	BB	SO	SB	CS	E
2010	GCL Red Sox	.200	3	10	5	2	1	0	0	0	0	0	1	1	1	0	0	0
2011	Greenville	.247	106	384	77	95	27	7	14	64	2	7	13	60	110	20	6	20
2012	Salem	.249	116	437	60	109	31	2	9	63	0	3	15	29	116	16	0	16
Minor Lg. Totals		.248	225	831	142	206	59	9	23	127	2	10	29	90	227	36	6	36

CUEVAS, William Enrique

RHP

HT: 6'0"; **WT:** 160; **BATS:** Right; **THROWS:** Right; **BORN:** 10/14/1990 in Caracas, VZ; **RESIDES:** Aragua, VZ; **SIGNED BY:** Angel Escobar; **ACQUIRED:** Signed by the Red Sox as an international free agent, 7/2/2008.

2012: Spent the season at Short-A Lowell, leading the club and placing among New York-Penn League leaders in ERA (2nd, 1.40, 12 ER), wins (T-1st, 8), strikeouts (3rd, 72), WHIP (0.91), and fewest base runners allowed per 9.0 innings (3rd, 7.92)...Also ranked 2nd on the Spinners and tied for 4th in the NYPL with 77.1 innings...Held left-handed batters to a .189 AVG (25-for-132)...Tossed at least 4.0 innings in 13 of his 15 appearances...Gave up 4 runs in 33.0 innings (1.09 ERA) as a starter...Did not allow a run over his 1st 3 appearances of the season (11.0 IP) from 6/18-27...Went 8-1 in 9 consecutive games with a decision from 7/12-8/27...Named Red Sox Minor League Pitcher of the Month for July after going 4-1 with a 2.18 ERA (8 ER/33.0 IP) and 35 strikeouts in 6 relief appearances...Collected a season-high 10 strikeouts on 7/12 vs. Mahoning Valley...Gave up 1 hit over 6.2 scoreless frames on 8/22 at Aberdeen...**2011:** Went 3-1 with a 2.19 ERA (12 ER/49.1 IP) in 14 games between the Red Sox Dominican Summer League and Gulf Coast League affiliates...Did not allow an earned run (3 R) in 10.2 innings over 3 appearances in the DSL prior to his transfer to the GCL on 6/20...**2010:** Ranked 2nd on the DSL Red Sox with 38 strikeouts and tied for 3rd with 14 appearances...Started his 1st 6 games of the season, going 0-3 with a 3.71 ERA (11 ER/26.2 IP), before posting a 2-1 record with a save and a 2.54 ERA (8 ER/28.1 IP) in final 8 games as a reliever...**2009:** Made pro debut with the DSL Red Sox...Tied for 3rd on the team with 18 appearances and ranked 3rd among club qualifiers with a 1.14 WHIP.

YEAR	CLUB	W-L	ERA	G	GS	CG	SHO	SV	IP	H	R	ER	HR	HB	BB	SO	WP	BK
2009	DSL Red Sox	4-1	3.17	18	0	0	0	3	48.1	44	19	17	1	4	11	36	3	0
2010	DSL Red Sox	2-4	3.11	14	6	0	0	1	55.0	54	22	19	0	2	12	38	7	0
2011	DSL Red Sox	1-0	0.00	3	0	0	0	0	10.2	8	3	0	0	1	1	12	2	0
	GCL Red Sox	2-1	2.79	11	2	0	0	1	38.2	32	16	12	2	1	9	25	8	0
2012	Lowell	8-2	1.40	15	6	0	0	0	77.1	55	12	12	4	0	15	72	3	1
Minor Lg. Totals		17-8	2.35	61	14	0	0	5	230.0	193	72	60	7	8	48	183	23	1

DAHLSTRAND, Jacob Connor

RHP

HT: 6'5"; **WT:** 205; **BATS:** Right; **THROWS:** Right; **BORN:** 3/26/1992 in Houston, TX; **RESIDES:** Houston, TX; **SIGNED BY:** Matt Dorey; **ACQUIRED:** Red Sox 12th pick (10th round, 323rd overall) in the June 2010 draft.

2012: Split the season between starter and reliever at Short-A Lowell, tying for 4th on the club with 4 wins and 55.0 innings...Went at least 3.0 innings in every appearance...Held left-handed batters to a .229 AVG (19-for-83)...Surrendered 3 hits in 23 at-bats (.130) with RISP and 2 outs...Posted a 3.72 ERA (12 ER/29.0 IP) in his 1st 6 appearances, all as a starter...Earned a New York-Penn League-best 4 wins from 7/25-8/9 with a 1.83 ERA (4 ER/19.2 IP) in that span...**2011:** Appeared in 8 games in his 2nd season with the Gulf Coast League Red Sox...Posted a 3.00 ERA (2 ER/6.0 IP) in 3 starts...**2010:** Appeared in 2 games, both starts, with the GCL Red Sox in his pro debut...**PERSONAL:** Went 7-2 with a 3.83 ERA as a senior at Memorial (TX) High School in 2010...Had committed to the University of Houston.

DAHLSTRAND, Jacob Connor (CONT.)**RHP**

YEAR	CLUB	W-L	ERA	G	GS	CG	SHO	SV	IP	H	R	ER	HR	HB	BB	SO	WP	BK
2010	GCL Red Sox	0-1	6.00	2	2	0	0	0	3.0	4	2	2	1	0	2	3	1	0
2011	GCL Red Sox	0-3	7.13	8	3	0	0	0	17.2	28	22	14	0	4	6	12	2	0
2012	Lowell	4-4	4.42	12	6	0	0	0	55.0	49	32	27	1	7	32	26	5	0
Minor Lg. Totals		4-8	5.12	22	11	0	0	0	75.2	81	56	43	2	11	40	41	8	0

DAVIES, Jake**1B**

HT: 6'0"; **WT:** 220; **BATS:** Left; **THROWS:** Left; **BORN:** 9/15/1989 in Atlanta, GA; **RESIDES:** Atlanta, GA; **SIGNED BY:** Tim Hyers; **ACQUIRED:** Red Sox 23rd pick (21st round, 661st overall) in the June 2012 draft.

2012: Appeared in 54 games between the Gulf Coast League Red Sox and Short-A Lowell in his pro debut...Made 2 errors in a combined 393 total chances for a .995 fielding percentage at 1st base...Hit .321 (17-for-53) with runners in scoring position between both stops...Batted .410 (16-for-39) with 7 doubles in 11 games from 6/29-7/11...Transferred to Lowell on 7/15...**PERSONAL:** Hit .326 (78-for-239) and tallied team-bests with 14 home runs and 73 RBI in 63 games at Georgia Tech in 2012...Named to the 2012 CBI All-America Team...Is the younger brother of Kyle Davies who pitched in the majors with the Braves (2005-07) and Royals (2007-11).

YEAR	CLUB	AVG	G	AB	R	H	2B	3B	HR	RBI	SH	SF	HP	BB	SO	SB	CS	E
2012	GCL Red Sox	.279	20	68	12	19	7	0	1	9	0	0	1	9	9	1	0	1
	Lowell	.254	34	122	10	31	5	1	0	13	0	2	1	9	27	0	1	1
Minor Lg. Totals		.263	54	190	22	50	12	1	1	22	0	2	2	18	36	1	1	2

DE LA CRUZ, Keury**OF**

HT: 5'11"; **WT:** 165; **BATS:** Left; **THROWS:** Left; **BORN:** 11/28/1991 in Villa Hermosa, DR; **RESIDES:** Villa Hermosa, DR; **SIGNED BY:** Luciano Del Rosario; **ACQUIRED:** Signed by the Red Sox as an international free agent, 2/6/2009.

2012: Led Red Sox minor leaguers in hits (153), total bases (266), triples (tied, 8), and RBI (87), while finishing 2nd in home runs (tied, 20) and 5th in AVG (.307)...Placed 2nd in Single-A in total bases, tied for 2nd with 65 extra-base hits and tied for 8th with 37 doubles...Spent the majority of the season at Single-A Greenville, leading the Drive with 474 at-bats, 81 RBI, and 254 total bases, and also ranking among South Atlantic League leaders in AVG (7th, .308), hits (3rd, 146), triples (4th, 8), home runs (T-3rd, team-high 19), and SLG (3rd, .536)...Recorded the 1st 20 HR/20 SB season for a Red Sox minor leaguer since George Lombard in 2005...Named Red Sox Minor League Offensive Player of the Month for May after batting .311 (38-for-122) with a league-leading 72 total bases (8 2B, 1 3B, 8 HR, 26 RBI)...Hit in 14 consecutive contests from 5/27-6/24 (.436, 24-for-55) and 15 straight from 6/26-7/13 (.323, 20-for-62), while reaching safely in 30 games in a row from 5/27-7/13 (.364, 44-for-121, 8 walks)...Missed time on the DL from 6/9-21...Knocked 2 homers with a career-high 7 RBI on 8/16 at Asheville...Promoted to High-A Salem on 8/29...**2011:** Led the New York-Penn League in at-bats (300) and was among league leaders in triples (T-2nd, 6) and hits (T-3rd, 79)...Named to the NYPL All-Star Team...Paced Short-A Lowell in games (71), hits, doubles (14), and triples, and ranked 3rd in runs (31)...Placed 3rd on the club with a .263 AVG (min. 100 at-bats)...Stole 12 bases in his 1st 20 games and finished tied for 2nd on the team with 15 swipes...Hit safely in 14 of 15 games at a .309 clip (21-for-68) from 6/28-7/13...**2010:** Led the Gulf Coast League in triples (7) and total bases (94)...Also ranked among league leaders in extra-base hits (T-2nd, 23), homers (T-3rd, 6), runs (T-3rd, 35), RBI (4th, 31), SLG (4th, .475), and home run ratio (5th, 1 HR/33.00 AB)...Topped the team in extra-base knocks, RBI, SLG, and home runs (tied)...Hit .370 (17-for-46) during a club-high, 11-game hit streak, 6/22-7/3...Rated the No. 16 prospect in the GCL by *Baseball America*...**2009:** Named Red Sox Latin Program Player of the Year in his pro debut with the Dominican Summer League Red Sox...Led the team with 65 hits, 16 doubles, 50 RBI, and 23 extra-base hits...Tied for 5th in the DSL in RBI.

YEAR	CLUB	AVG	G	AB	R	H	2B	3B	HR	RBI	SH	SF	HP	BB	SO	SB	CS	E
2009	DSL Red Sox	.259	67	251	31	65	16	4	3	50	0	5	4	42	43	13	8	4
2010	GCL Red Sox	.263	51	198	35	52	10	7	6	31	0	3	1	17	50	8	6	3
2011	Lowell	.263	71	300	31	79	14	6	4	24	0	0	2	10	56	15	11	6
2012	Greenville	.308	116	474	71	146	35	8	19	81	0	0	6	26	101	19	7	9
	Salem	.280	6	25	1	7	2	0	1	6	0	0	0	1	2	1	1	0
Minor Lg. Totals		.280	311	1248	169	349	77	25	33	192	0	8	13	96	252	56	33	22

DE LA TORRE, Jose - See Page 120**RHP****DENT, Ryan A.****SS**

HT: 6'0"; **WT:** 190; **BATS:** Right; **THROWS:** Right; **BORN:** 3/15/1989 in Long Beach, CA; **RESIDES:** Long Beach, CA; **SIGNED BY:** Jim Woodward; **ACQUIRED:** Red Sox 2nd pick (sandwich round between first and second rounds, 62nd overall) in the June 2007 draft.

2012: Returned to Double-A Portland and spent most of the season with the Sea Dogs...Appeared at 1st base (1 game), 2nd base (58 games), 3rd base (14 games), shortstop (14 games), and left field (2 games)...Batted .298 (17-for-57) in 16 August games before being promoted to Triple-A Pawtucket on 8/25...Played in 2 playoff games with the PawSox...**2011:** Played most of his season at Portland...Selected as Red Sox Minor League Base Stealer of the Month for April, when he went 5-for-5 in steal attempts at Portland...Combined to play 47 games at shortstop and 7 in center field...Placed on DL on 5/1 and played in 4 rehab games with the Gulf Coast Red Sox and 1 with Short-A Lowell before returning to the Sea Dogs on 7/14...After the season, played in 16 games for Scottsdale of the Arizona Fall League...**2010:** Played shortstop for High-A Salem and set new career highs with 112 games played and 382 at-bats...Ranked 5th in the Carolina League with a .400 clip (14-for-35) in a 10-game stretch from 8/2-13...Led league shortstops in fielding pct. (.965), games (110), chances (514),

DENT, Ryan A. (CONT.)**SS**

putouts (165), assists (331), and double plays (61)...**2009:** Named Red Sox Minor League Defensive Player of the Year after combining for a .971 fielding pct. (15 E/512 TC) between 2nd base (56 games) and shortstop (47) at Single-A Greenville and Salem...Selected as the club's Minor League Defensive Player of the Month for April and Base Runner of the Month for June...Promoted to Salem on 8/27 and hit 2 homers in 6 post-season games...**2008:** Finished 6th in the New York-Penn League with 17 stolen bases with Lowell...Named Red Sox Minor League Base Stealer of the Month for June...Ranked 2nd on the club with 33 runs...Went 1-for-6 with 8 walks, 5 runs, and 5 stolen bases in 3 playoff games...**2007:** Made his pro debut with 10 games with the Gulf Coast League Red Sox before an 8/27 promotion to Lowell...**PERSONAL:** Ranked No. 46 overall prospect and the No. 21 position player in the June 2007 draft by *Baseball America*...Hit .474 (45-for-95) with 28 stolen bases as a senior at Wilson (CA) High School in 2007.

YEAR	CLUB	AVG	G	AB	R	H	2B	3B	HR	RBI	SH	SF	HP	BB	SO	SB	CS	E
2007	GCL Red Sox	.371	10	35	7	13	1	2	1	2	1	0	1	5	5	4	3	4
	Lowell	.178	11	45	5	8	1	0	0	3	0	0	1	13	4	1	0	0
2008	Lowell	.154	58	201	33	31	7	2	6	21	2	3	3	29	87	17	4	13
2009	Greenville	.252	99	345	59	87	24	3	6	48	8	4	5	49	112	17	5	13
	Salem	.268	13	41	6	11	4	0	0	3	1	1	1	0	10	1	0	2
2010	Salem	.225	112	382	44	86	17	3	6	37	5	4	6	30	86	9	11	18
2011	GCL Red Sox	.100	4	10	0	1	0	0	0	1	0	0	0	1	2	0	0	0
	Lowell	.200	1	5	0	1	1	0	0	2	0	0	0	0	2	0	0	0
	Portland	.206	53	170	20	35	11	0	2	13	0	2	0	17	45	7	3	6
2012	Portland	.237	83	266	40	63	6	0	3	22	6	3	2	29	60	4	2	11
	Pawtucket	.214	5	14	2	3	1	0	0	1	1	0	0	2	5	0	0	0
Minor Lg. Totals		.224	449	1514	216	339	73	10	24	153	24	17	18	163	427	63	29	67

DIAZ, Jonathan - See Page 128**INF****DIAZ, Luis Edgardo****RHP**

HT: 6'3"; **WT:** 209; **BATS:** Right; **THROWS:** Right; **BORN:** 4/9/1992 in Valencia, VZ; **RESIDES:** Valencia, VZ; **SIGNED BY:** Ernesto Gomez; **ACQUIRED:** Signed by the Red Sox as an international free agent, 8/28/2008.

2012: Ranked 4th on Single-A Greenville with 17 starts and 91.1 innings despite missing time on the DL...Held left-handed batters to a .247 AVG (38-for-154) and just 1 homer...Fanned a season-high 7 batters on 4/6 vs. Lakewood...Made 4 starts before going on the DL from 4/22-6/12...After the season, made 3 relief appearances for Caracas of the Venezuelan Winter League...**2011:** Ranked 2nd in the Sox system and 6th among New York-Penn League qualifiers with a 2.53 ERA (21 ER/74.2 IP)...Led NYPL qualifiers in opponent AVG (.208) and base runners per 9.0 innings (9.28) and placed 2nd in WHIP (0.96) and 4th in unutilized walks per 9.0 innings (1.81)...Allowed 7 runs in his 1st start on 6/20 at Vermont before posting a 1.77 ERA (14 ER/71.1 IP) the rest of the season...Selected as Red Sox Minor League Pitcher of the Month for August/September after tallying a 1.03 ERA (4 ER/35.0 IP) in 6 starts...**2010:** Held lefties to a .149 clip (7-for-47) with just 1 extra-base hit in a return to the Dominican Summer League...Held opponents scoreless in 4 of his last 6 starts, posting a 2.08 ERA (6 ER/26.0 IP) in that time...**2009:** Made his pro debut with the DSL Sox...Did not allow an earned run over 7 tilts (19.1 IP) from 7/2-8/6.

YEAR	CLUB	W-L	ERA	G	GS	CG	SHO	SV	IP	H	R	ER	HR	HB	BB	SO	WP	BK
2009	DSL Red Sox	0-3	3.75	15	2	0	0	2	36.0	36	25	15	0	4	18	22	3	0
2010	DSL Red Sox	3-1	3.11	13	12	0	0	0	55.0	51	21	19	1	6	14	31	3	0
2011	Lowell	4-4	2.53	14	14	0	0	0	74.2	57	25	21	3	5	15	41	7	1
2012	Greenville	3-8	6.01	20	17	0	0	0	91.1	117	66	61	8	9	28	62	13	2
Minor Lg. Totals		10-16	4.06	62	45	0	0	2	257.0	261	137	116	12	24	75	156	26	3

DOYLE, Terry - See Page 134**RHP****DUARTE, Marco Antonio****RHP**

HT: 6'2"; **WT:** 185; **BATS:** Right; **THROWS:** Right; **BORN:** 8/19/1986 in Hermosillo, Mexico; **RESIDES:** Hermosillo, Mexico; **SIGNED BY:** Vinny Castilla (Colorado); **ACQUIRED:** From the Houston Astros for INF Marwin Gonzalez, 12/7/11.

2012: In his 1st season in the Red Sox system, went 2-2 with a 3.21 ERA (15 ER/42.0 IP) with 35 strikeouts between High-A Salem and Double-A Portland...Began the year with Salem and posted a 1.06 ERA (2 ER/17.0) with 17 K's in his 1st 9 outings before his promotion on 5/22...Did not allow a run in his 1st 3 appearances with the Sea Dogs (10.0 IP) from 5/25-6/6...After the season, went 5-4 with a 4.28 ERA (32 ER/67.1 IP) and 68 K's in 14 regular-season appearances (13 GS) and 1-1 with 21 K's in 23.2 innings in 5 playoff starts for Mexicali of the Mexican Winter Pacific League...**2011:** On loan from Colorado, tied for the Mexican League lead in wins (12) and was 5th in strikeouts (93)...Went 2-1 with a 5.19 ERA (15 ER/26.0 IP) in 5 post-season starts as Mexico advanced to the finals of the Mexican League playoffs...Selected by HOU in the Rule 5 Draft on 12/8 and then sent to BOS on the same day in exchange for INF Marwin Gonzalez, who was selected earlier in the ML portion of the draft by BOS from CHC...Went 5-1 with a 2.74 ERA (20 ER/65 IP) and 57 strikeouts in 12 games for Aguilas de Mexicali of the MPWL...**2010:** Began the season with Mexico of the Mexican League and appeared in 29 games in relief...Struck out 49 batters in 48.1 innings for Diablos Rojos...Made his debut with Single-A Asheville on 8/7 at Augusta and appeared in 9 games for the Tourists...Played in the MPWL for Mazatlan and posted a 4.58 ERA (10 ER/19.2 IP) in 11 games...**2009:** Spent entire season in the Mexican League while remaining property of Colorado...Went 2-1 with a 4.25 ERA (20 ER/42.1 IP) in 34 games between Oaxaca and Mexico...**2008:** Ranked 2nd on Rookie-level Casper in victories (5) and 3rd in starts (13), innings (66.0), strikeouts (67), and ERA (5.86) among qualifiers...**2007:** Signed by Colorado as a minor league free agent on 5/24...Made his pro debut and went 5-3 with a 4.76 ERA (33 ER/62.1 IP) between Short-A Tri-City and Rookie-level Casper.

DUARTE, Marco Antonio (CONT.)**RHP**

YEAR	CLUB	W-L	ERA	G	GS	CG	SHO	SV	IP	H	R	ER	HR	HB	BB	SO	WP	BK
2007	Tri-City	2-2	5.21	12	6	0	0	0	48.1	57	36	28	6	6	7	41	7	0
	Casper	3-1	3.21	5	0	0	0	0	14.0	10	5	5	1	0	2	11	2	0
2008	Casper	5-6	5.86	14	13	0	0	0	66.0	87	51	43	9	2	12	67	9	0
2009	Oaxaca	1-1	5.04	24	0	0	0	0	25.0	30	20	14	2	1	9	19	2	0
	Mexico	1-0	3.12	10	1	0	0	0	17.1	18	7	6	2	0	4	7	0	0
2010	Mexico	1-3	4.28	29	3	0	0	1	48.1	53	26	23	2	2	17	49	9	0
	Asheville	1-0	9.49	9	0	0	0	0	12.1	24	16	13	1	0	9	10	3	0
2011	Mexico	12-4	4.94	23	19	0	0	0	109.1	139	70	60	12	3	53	93	13	0
2012	Salem	1-2	3.24	15	0	0	0	1	25.0	24	11	9	3	1	8	25	1	0
	Portland	1-0	3.18	6	0	0	0	1	17.0	15	6	6	2	0	9	10	1	0
Minor Lg. Totals		13-11	5.12	61	19	0	0	2	182.2	217	125	104	22	9	47	164	23	0
Mexican Lg. Totals		15-8	4.63	86	23	0	0	1	200.0	240	123	103	18	6	83	168	24	0

DURBIN, Joseph Adam (J.D.)**RHP**

HT: 6'0"; **WT:** 200; **BATS:** Right; **THROWS:** Right; **BORN:** 2/24/1982 in Portland, OR; **RESIDES:** Gilbert, AZ; **SIGNED BY:** Lee MacPhail (Minnesota); **ACQUIRED:** Signed by the Red Sox as a minor league free agent, 1/5/2013.

2012: Returned to Lancaster of the Independent Atlantic League and led the club in wins (tied, 14), starts (28), and complete games (6)...Ranked 2nd on the team in innings (181.0) and K's (116)...**2011:** Appeared in 4 games (3 GS) with Tabasco of the Mexican League and then spent the season with Lancaster...Ranked 2nd on the Barnstormers in innings (106.2) and K's (81)...**2010:** Spent the season with Fukuoka in Japan's Nippon Professional Baseball League...**2009:** In his 1st season in the Dodgers system, was 2-9 with a 4.16 ERA (47 ER/101.2 IP) between Double-A Chattanooga and Triple-A Albuquerque...**2008:** Sent to the minors by PHI prior to the start of the season and spent the year with Double-A Reading and Triple-A Lehigh Valley...In 34 games (21 GS) between both stops, went 5-14 with a 5.82 ERA (84 ER/130.0 IP)...**2007:** Spent most of the season with PHI, finishing 8th among NL rookies with 6 wins and was the only MLB pitcher with both a shutout and a save...Entered Spring Training with MIN, and also spent time with ARI and BOS before being signed by PHI on 4/18...Was 1-1 with a save, 2.76 ERA (5 ER/16.1 IP) and .220 opponent AVG in 8 relief appearances with the club...Tallied his 1st ML hit on 7/17 at LAD...Tossed a complete-game shutout on 7/22 at SD...Earned his 1st ML save on 8/7 vs. FLA...**2006:** Returned to Triple-A Rochester but was limited to 16 starts due to injury...Allowed 2 earned runs or less in 13 contests, including 5 scoreless outings...Held opponents to a .209 AVG...Tossed 4.0 no-hit frames in his 1st start of the season on 4/10 at Pawtucket...Missed the rest of the season on the DL with right bicep tendinitis after being removed from his start on 6/29...**2005:** Spent the entire season with the Red Wings and missed over a month on the DL with a strained right shoulder...**2004:** Made ML debut with 4 appearances for MIN...Tallied a 7-4 record with a 3.53 ERA (42 ER/107.1 IP) between Double-A New Britain, Rochester, and the Twins...Began the season with the Rock Cats and posted a 1.64 ERA through his 1st 4 starts...Missed time on the DL from 5/17-6/28 after having surgery to repair a torn right labrum...Pitched in the Eastern League All-Star Game on 7/14...Promoted to Rochester on 8/1 and was named International League Pitcher of the Week for 8/3-9 after fanning a season-high 13 batters on 8/3 vs. Ottawa...Made 1st ML appearance in relief on 9/8 at BAL and 1st ML start on 9/23 at CLE...Following the season, rated the No. 8 prospect in the EL by *Baseball America*...Pitched for Grand Canyon in the Arizona Fall League...**2003:** Led all Twins minor leaguers in starts (28), wins (15), innings (182.0), and K's (139)...Went 15-5 with a 3.12 ERA (63 ER/182.0 IP) in 28 starts between High-A Fort Myers and New Britain...Was 6-0 with a 1.69 ERA over a 7-start stretch from 5/9-6/9...Named Twins Pitcher of the Month for May, including being selected Florida State League Pitcher of the Week for 5/19-25...Promoted to New Britain on 6/16...**2002:** Won the Twins Minor League Pitcher of the Year award after leading the Midwest League with 163 K's...Paced Single-A Quad City in starts (27), wins (13), ERA (3.19), and innings (161.0)...Won 8 consecutive decisions, going 8-0 with a 2.38 ERA from 5/22-7/14...Named Twins Minor League Player of the Month for June, including Minor League Player of the Week for 6/1-7...Notched 4 10-K games...Following the season, selected to the Single-A All-Star team by *Baseball America*...**2001:** Struck out 10.43 batters per 9.0 innings (39 K/33.2 IP) with Rookie-level Elizabethton...**2000:** Made pro debut in 2 games with the GCL Twins...**PERSONAL:** Is a 2000 graduate of Coronado (AZ) High School...Selected as the Arizona High School Player of the Year in 2000...Named to the Arizona All-State teams in baseball and football as a senior.

DURBIN, Joseph Adam (J.D.) (CONT.)**RHP**

YEAR	CLUB	W-L	ERA	G	GS	CG	SHO	SV	IP	H	R	ER	HR	HB	BB	SO	WP	BK
2000	GCL Twins	0-0	0.00	2	0	0	0	0	2.0	2	0	0	0	0	0	4	0	0
2001	Elizabethhton	3-2	1.87	8	7	0	0	0	33.2	23	13	7	2	4	17	39	5	1
2002	Quad Cities	13-4	3.19	27	27	0	0	0	161.0	144	66	57	14	5	51	163	6	1
2003	Fort Myers	9-2	3.09	14	14	0	0	0	87.1	73	35	30	3	3	22	69	3	1
	New Britain	6-3	3.14	14	14	2	0	0	94.2	102	39	33	10	4	29	70	1	1
2004	New Britain	4-1	2.52	13	13	0	0	0	64.1	62	21	18	4	4	22	53	1	0
	Rochester	3-2	4.54	7	7	0	0	0	35.2	49	27	18	4	1	16	38	1	0
	MINNESOTA	0-1	7.36	4	1	0	0	0	7.1	12	6	6	0	0	6	6	1	0
2005	Rochester	5-5	4.33	22	19	0	0	0	104.0	97	52	50	8	6	51	90	10	0
2006	Rochester	4-3	2.33	16	16	0	0	0	89.0	67	27	23	3	5	50	81	3	0
2007	Ottawa	2-4	4.55	10	10	0	0	0	59.1	67	33	30	9	0	21	44	4	0
	ARIZONA	0-0	94.50	1	0	0	0	0	0.2	7	7	7	0	0	1	1	0	0
	PHILADELPHIA	6-5	5.15	18	10	1	1	1	64.2	71	42	37	6	2	36	39	2	0
2008	Reading	5-7	4.31	19	15	0	0	0	94.0	96	54	45	7	3	40	61	3	0
	Lehigh Valley	0-7	9.75	15	6	0	0	0	36.0	58	40	39	8	1	19	29	2	0
2009	Chattanooga	2-3	2.05	20	5	0	0	3	52.2	39	12	12	1	0	21	34	1	1
	Albuquerque	0-6	6.43	10	9	0	0	0	49.0	55	41	35	6	2	30	35	3	1
2010	Softbank	0-2	6.75	3	3	0	0	0	16.0	16	12	12	3	2	10	11	1	0
2011	Lancaster	8-4	5.06	18	17	0	0	0	106.2	132	67	60	9	5	45	81	6	0
	Tabasco	0-2	13.86	4	3	0	0	0	12.1	17	19	19	4	0	12	9	0	0
2012	Lancaster	14-9	4.48	28	28	6	1	0	181.0	182	101	90	25	10	73	116	10	1
	Major Lg. Totals	6-6	6.19	23	11	1	1	1	72.2	90	55	50	6	2	43	46	3	0
	Minor Lg. Totals	78-66	4.07	250	213	8	1	3	1278.2	1281	659	578	120	55	529	1027	60	7
	Japan Totals	0-2	6.75	3	3	0	0	0	16.0	16	12	12	3	2	10	11	1	0
	Mexican Lg. Totals	0-2	13.86	4	3	0	0	0	12.1	17	19	19	4	0	12	9	0	0
	Independent Lg. Totals	22-13	4.69	46	45	6	1	0	287.2	314	168	150	34	15	118	197	16	1

ESCOBAR, Leonel Jose**C**

HT: 5'10"; **WT:** 175; **BATS:** Right; **THROWS:** Right; **BORN:** 9/4/1990 in Caracas, VZ; **RESIDES:** La Sabana, VZ; **SIGNED BY:** Fernando Veracierta; **ACQUIRED:** Signed by the Red Sox as an international free agent, 10/18/2007.

2012: Played in 11 games with Single-A Greenville after missing most of the season on the DL...Caught 5 of 16 (31.3%) attempted base stealers...**2011:** Endured a pair of DL stints to play 10 games with Short-A Lowell, 4 games with Greenville and 4 games with High-A Salem...Hit .241 (13-for-54) between the 3 stops...Combined to throw out 3 of 26 (11.5%) attempted base stealers...Made season debut with the Drive on 5/10 after starting season on DL...Activated from 2nd stint on DL on 6/13 and then transferred to the Spinners on 6/23...Transferred to Salem on 8/3...**2010:** Hit .290 (18-for-62) with 7 RBI in 30 games between the Gulf Coast Red Sox and Salem...Posted a .306 clip (11-for-36) in July...Combined to throw out 10 of 19 (52.6%) attempted base stealers...Also played 4 games at 3rd base in the GCL...**2009:** Hit .260 (20-for-77) with 11 RBI between the Red Sox Dominican Summer League and GCL affiliates...Started the season in the DSL before a 6/8 promotion to the GCL, where he tied for the team lead with 21 appearances behind the plate...**2008:** Hit .280 (42-for-150) with 11 RBI with the DSL Sox in his pro debut, leading the club with 46 games caught...Ranked 2nd on the club in batting.

YEAR	CLUB	AVG	G	AB	R	H	2B	3B	HR	RBI	SH	SF	HP	BB	SO	SB	CS	E
2008	DSL Red Sox	.280	47	150	29	42	6	0	0	11	3	0	10	19	24	3	0	5
2009	DSL Red Sox	.333	6	24	5	8	4	0	0	4	0	0	2	0	0	0	0	0
	GCL Red Sox	.226	21	53	9	12	3	0	0	7	0	0	2	8	9	0	1	2
2010	GCL Red Sox	.259	27	54	5	14	0	0	0	6	1	1	4	8	9	1	0	3
	Salem	.500	3	8	2	4	0	0	0	1	0	0	0	1	2	0	0	0
2011	Lowell	.200	10	30	2	6	1	0	0	2	0	0	2	4	5	0	0	1
	Greenville	.357	4	14	2	5	0	0	0	0	0	0	0	2	4	0	0	0
	Salem	.200	4	10	0	2	0	0	0	0	0	0	0	0	2	0	0	0
2012	Greenville	.194	11	31	3	6	3	0	0	3	1	0	0	3	7	0	0	0
	Minor Lg. Totals	.265	133	374	57	99	17	0	0	34	5	1	18	48	62	4	1	11

ETHINGTON, Willie Porter**RHP**

HT: 6'3"; **WT:** 200; **BATS:** Right; **THROWS:** Right; **BORN:** 12/8/1993 in Mesa, AZ; **RESIDES:** Mesa, AZ; **SIGNED BY:** Vaughn Williams; **ACQUIRED:** Red Sox 19th pick (17th round, 541st overall) in the June 2012 draft.

2012: Appeared in 6 games (1 GS) with the Gulf Coast Red Sox in his pro debut...**PERSONAL:** Earned 2012 Player of the Year honors on the Mesa All-City team and was selected as the Division I Player of the Year in a MaxPreps poll of Arizona coaches as a senior at Mountain View (AZ) High School.

YEAR	CLUB	W-L	ERA	G	GS	CG	SHO	SV	IP	H	R	ER	HR	HB	BB	SO	WP	BK
2012	GCL Red Sox	0-0	2.89	6	1	0	0	0	9.1	14	3	3	0	0	3	8	0	0

FERNANDEZ, Jeffry Aneudy**RHP**

HT: 6'3"; **WT:** 180; **BATS:** Right; **THROWS:** Right; **BORN:** 3/25/1993 in San Francisco De Macoris, DR; **RESIDES:** San Francisco De Macoris, DR; **SIGNED BY:** Manny Naita; **ACQUIRED:** Signed by the Red Sox as an international free agent, 2/21/2011.

2012: Made just 2 appearances with the Gulf Coast Red Sox before being placed on the DL for the remainder of the season...**2011:** Made pro debut with the Dominican Summer League Red Sox...Allowed 2 earned runs on 8 hits and 5 walks over 17.0 innings (1.06 ERA) in 1st 4 starts of the season from 5/31-6/19.

MINOR LEAGUE PLAYERS, CONTINUED

FERNANDEZ, Jeffry Aneudy (CONT.)

RHP

YEAR	CLUB	W-L	ERA	G	GS	CG	SHO	SV	IP	H	R	ER	HR	HB	BB	SO	WP	BK
2011	DSL Red Sox	0-2	4.20	12	12	0	0	0	40.2	34	20	19	1	4	25	20	7	0
2012	GCL Red Sox	0-0	5.68	2	1	0	0	0	6.1	10	5	4	0	1	3	3	1	0
Minor Lg. Totals		0-2	4.40	14	13	0	0	0	47.0	44	25	23	1	5	28	23	8	0

FLORES, Raymel

SS

HT: 5'9"; **WT:** 155; **BATS:** Switch; **THROWS:** Right; **BORN:** 9/22/1994 in San Pedro de Macoris, DR; **RESIDES:** San Pedro de Macoris, DR; **SIGNED BY:** Craig Shipley; **ACQUIRED:** Signed by the Red Sox as an international free agent, 7/9/2011.

2012: Tied for the Red Sox minor league lead with 8 triples in his pro debut with the Dominican Summer League Red Sox... Hit .300 (12-for-40) with RISP...Scored a season-high 3 runs on 6/2 at the DSL Mets...Knocked 4 hits including 2 triples on 6/12 at the DSL Yankees2...Walked 4 times on 6/23 at the DSL Yankees2.

YEAR	CLUB	AVG	G	AB	R	H	2B	3B	HR	RBI	SH	SF	HP	BB	SO	SB	CS	E
2012	DSL Red Sox	.254	37	138	26	35	3	8	0	18	1	1	9	23	40	4	3	13

GARCIA, Jason Emilio

RHP

HT: 6'0"; **WT:** 185; **BATS:** Right; **THROWS:** Right; **BORN:** 11/21/1992 in Bronx, NY; **RESIDES:** Land O' Lakes, FL; **SIGNED BY:** Anthony Turco; **ACQUIRED:** Red Sox 19th pick (17th round, 533rd overall) in the June 2010 draft.

2012: Made his full-season debut with Single-A Greenville, leading the club with 115.1 innings pitched over 28 appearances, including a team-high-tying 22 starts...Also placed among Drive leaders in wins (3rd, 6) and strikeouts (2nd, 95)...Held left-handed opponents to a .231 AVG (39-for-169) and 9 extra-base hits...Posted a 3.80 ERA (9 ER/21.1 IP) with 19 K's in 6 relief appearances...Converted 1st career save with 4.0 scoreless innings of relief on 4/8 vs. Lakewood...Induced a season-high 3 double plays on 8/22 vs. Augusta...**2011:** Ranked among Short-A Lowell leaders in wins (T-2nd, 3) and starts (3rd, 13)... Held right-handed hitters to a .221 AVG (27-for-122)...Started the season 3-0 with a 1.13 ERA (3 ER/24.0 IP) through 1st 6 starts...**2010:** Pitched for the Gulf Coast League Red Sox in his 1st pro campaign...Held opponents to 2 earned runs or less in all 8 of his starts, posting a 2.67 ERA (8 ER/27.0 IP) in that role...Led the team with a 2.14 ground out-to-air out ratio (min. 5.0 IP)...Fanned a career-high 5 in 5.0 shutout frames for his 1st win on 8/18 at the GCL Orioles...**PERSONAL:** Led Land O' Lakes (FL) High School in wins (6-4), ERA (1.46), K's (107), and innings (62.1) as a senior in 2010.

YEAR	CLUB	W-L	ERA	G	GS	CG	SHO	SV	IP	H	R	ER	HR	HB	BB	SO	WP	BK
2010	GCL Red Sox	1-3	3.03	9	8	0	0	0	29.2	31	16	10	0	2	6	17	1	0
2011	Lowell	3-3	3.88	13	13	0	0	0	55.2	52	38	24	1	6	36	4	0	0
2012	Greenville	6-6	6.16	28	22	0	0	2	115.1	135	85	79	8	8	67	95	13	3
Minor Lg. Totals		10-12	5.07	50	43	0	0	2	200.2	218	139	113	9	16	109	152	18	3

GARCIA, Jose Luis

SS

HT: 5'11"; **WT:** 165; **BATS:** Right; **THROWS:** Right; **BORN:** 4/23/1991 in San Pedro de Macoris, DR; **RESIDES:** San Pedro de Macoris, DR; **SIGNED BY:** Pablo Lantigua; **ACQUIRED:** Signed by the Red Sox as an international free agent, 5/5/2008.

2012: Tied for 4th among Red Sox minor leaguers with a career-high 25 stolen bases at Single-A Greenville...Ranked among club leaders in runs (T-3rd, 61), homers (T-4th, 7), and walks (4th, 45)...Posted career-highs in batting (.251), walks, and steals...Played 77 games at 2nd base, 12 at shortstop, and 3 at DH...Spent time on the DL from 4/17-5/11...Hit .425 (17-for-40) in 11 games following his return from the DL to 5/26...**2011:** Batted .234 (100-for-427) with 11 homers, 52 RBI, 59 runs, and 36 stolen bases in 107 games between Greenville and Short-A Lowell...Ranked 3rd in stolen bases among Red Sox minor leaguers...Went 4-for-11 (.364) with the bases loaded for the Drive...Stole 14 of 15 bases (93.3%) for Greenville... Transferred to Lowell on 6/16 and led the club in stolen bases (22) and runs (38)...Placed among Spinners leaders in at-bats (2nd, 212), hits (T-2nd, 53), triples (2nd, 4), home runs (3rd, 6), and walks (3rd, 18)...Spent time on DL from 7/12-27...**2010:** Combined to bat .239 (47-for-197) with 2 homers and 16 RBI with Lowell and Greenville...Placed 3rd on the Spinners with 7 stolen bases...Named a New York-Penn League Mid-Season All-Star and delivered the game-winning single in the 8th inning in a 4-3 AL victory on 8/17 at Staten Island...Hit .345 with an NYPL-best 19 hits in June (55 AB)...**2009:** Led the Gulf Coast Red Sox in games (49), at-bats (168), and runs (21)...Also ranked among club leaders in doubles (T-2nd, 8), homers (T-2nd, 2), hits (3rd, 42), RBI (3rd, 16), and walks (T-3rd, 15)...**2008:** Made his pro debut in the Dominican Summer League...Hit .326 (29-for-89) over 23 games from 7/2-28.

YEAR	CLUB	AVG	G	AB	R	H	2B	3B	HR	RBI	SH	SF	HP	BB	SO	SB	CS	E
2008	DSL Red Sox	.216	60	232	37	50	4	2	3	27	5	2	4	28	80	17	7	19
2009	GCL Red Sox	.214	49	168	21	36	8	1	2	16	0	1	4	15	39	5	6	18
2010	Lowell	.242	51	194	22	47	13	0	2	15	2	1	3	14	47	7	4	22
	Greenville	.000	1	3	0	0	0	0	0	1	0	1	0	0	0	0	0	0
2011	Lowell	.250	55	212	38	53	11	4	6	24	1	2	3	18	62	22	6	17
	Greenville	.219	52	215	21	47	6	2	5	28	1	1	1	13	58	14	1	20
2012	Greenville	.251	91	346	61	87	15	2	7	33	4	3	2	45	88	25	9	17
Minor Lg. Totals		.234	359	1370	200	320	57	11	25	144	13	11	17	133	374	90	33	113

GEDMAN, Matthew

HT: 6'2"; **WT:** 205; **BATS:** Left; **THROWS:** Right; **BORN:** 9/26/1988 in Worcester, MA; **RESIDES:** Framingham, MA; **SIGNED BY:** Ray Fagnant; **ACQUIRED:** Red Sox 48th pick (45th round, 1372nd overall) in the June 2011 draft.

2012: Returned to Short-A Lowell and ranked 5th among club leaders in games (44) and RBI (21)...Batted .293 (12-for-41) with RISP...Knocked multi-hits in 4 of 5 games from 7/11-16...Collected a season-high 3 RBI on 7/24 at Vermont...**2011:** Hit .234 (46-for-197) in 55 games between the Gulf Coast League Red Sox, Lowell, and Double-A Portland in his pro debut...Ranked 2nd among GCL Red Sox qualifiers in AVG (.282) and tied for 3rd in walks (12)...Batted .349 (22-for-63) in 16 home games...Hit .458 (11-for-24) with runners on base and 2 outs in the GCL...Knocked 1st career home run on 7/18 at the GCL Rays...Sent to Lowell on 7/30, and played in 23 games...Transferred to Portland on 9/5 and went 0-for-3 vs. New Hampshire in the Sea Dogs final game of the season...**PERSONAL:** His father, Rich, was a catcher for 13 Major League seasons, including 11 with the Red Sox, is currently the hitting coach at Portland and was hitting coach with Matt at Lowell in 2011...Led the Atlantic-10 with a .402 AVG (76-for-189), and his 189 hits in a season were the 2nd most in University of Massachusetts-Amherst history...Earned 1st-Team All-Star selection by the New England Intercollegiate Baseball Association, named to the A-10 Baseball All-Conference 1st Team and chosen as the National Collegiate Baseball Writers of America District I Player of the Year in 2011...Batted .334 (179-for-536) with 33 doubles, 4 triples, 14 homers, 94 RBI and 99 runs in 142 career games for the Minutemen...Was a 4-year letterwinner at Belmont Hill School.

YEAR	CLUB	AVG	G	AB	R	H	2B	3B	HR	RBI	SH	SF	HP	BB	SO	SB	CS	E
2011	GCL Red Sox	.282	31	117	14	33	5	1	2	15	1	0	2	12	17	1	0	8
	Lowell	.169	23	77	4	13	0	0	1	2	0	0	0	3	8	0	0	5
	Portland	.000	1	3	0	0	0	0	0	0	0	0	0	0	0	0	0	0
2012	Lowell	.206	44	155	18	32	4	0	3	21	0	2	3	12	19	3	0	9
Minor Lg. Totals		.222	99	352	36	78	9	1	6	38	1	2	5	27	44	4	0	22

GENTILE, Zach

HT: 5'8"; **WT:** 165; **BATS:** Left; **THROWS:** Right; **BORN:** 11/1/1986 in Sturgis, MI; **RESIDES:** Sturgis, MI; **SIGNED BY:** Duane Gustavson; **ACQUIRED:** Red Sox 51st pick (49th round, 1,477th overall) in the June 2008 draft.

2012: Played most of the season at Double-A Portland after beginning the year on the DL...Appeared mostly at 2nd base (39 games) but also saw time at 3rd base (4 games), 1st base (1 game), and left field (5 games) between the Sea Dogs and High-A Salem...Made just 3 combined errors in 202 total chances at 2nd base for a .985 fielding percentage...Hit safely in his 1st 11 games of the season at .361 (13-for-36)...Batted .333 (14-for-42) overall in 13 May contests...Spent 8/9-20 with Salem, hitting safely in 7 of the 8 games...**2011:** Played entire season at Salem...Placed on the DL on 8/6 and upon his return hit safely in the final 7 games of the season (8/28-9/5) at a .524 clip (11-for-21) with 7 RBI and 6 runs...Recorded a career-high 5 RBI on 8/31 at Winston-Salem...**2010:** Returned to Single-A Greenville and struck out once every 10.51 plate appearances, the best ratio among all qualifying Low-A batters...Played a team-high 63 contests at 2nd base and also appeared at 1st base (12 games), 3rd base (7), left field (15), and right field (1)...Batted .333 (7-for-21) with a team-high 6 runs in 6 playoff games...**2009:** Ranked among Drive leaders in sac hits (3rd, 4) and OBP (4th, .363)...Committed 3 errors between 2nd base (67 appearances), 3rd base (11), left field (3), and shortstop (1)...Posted 6 straight multi-hit games, 7/24-31...Hit .381 (8-for-21) in 6 post-season games...**2008:** Spent his 1st pro season with Short-A Lowell...Played at 2nd base (32 games) and in the outfield (7)...Appeared in 1 playoff game, going 0-for-1...**PERSONAL:** Hit .326 at Western Michigan University in 2008.

YEAR	CLUB	AVG	G	AB	R	H	2B	3B	HR	RBI	SH	SF	HP	BB	SO	SB	CS	E
2008	Lowell	.222	40	135	13	30	3	1	0	13	1	0	1	8	17	2	4	5
2009	Greenville	.281	88	306	45	86	11	2	1	27	4	1	4	36	45	7	6	3
2010	Greenville	.233	98	330	40	77	13	2	0	25	6	5	1	47	37	5	2	9
2011	Salem	.273	80	253	33	69	10	1	0	20	6	1	7	31	42	3	2	4
2012	Salem	.346	8	26	6	9	3	0	0	5	0	0	0	7	4	1	0	2
	Portland	.241	41	133	16	32	7	0	0	15	5	1	3	11	19	3	1	5
Minor Lg. Totals		.256	355	1183	153	303	47	6	1	105	22	8	16	140	164	21	15	28

GIBSON, Derrik C.

HT: 6'1"; **WT:** 170; **BATS:** Right; **THROWS:** Right; **BORN:** 12/5/1989 in Seaford, DE; **RESIDES:** Seaford, DE; **SIGNED BY:** Chris Calciano; **ACQUIRED:** Red Sox 4th pick (2nd round, 77th overall) in the June 2008 draft.

2012: Led Double-A Portland in walks (44) and placed among club leaders in games (2nd, 115), at-bats (3rd, 405), runs (T-4th, 43), hits (4th, 91), triples (T-2nd, 3), and stolen bases (3rd, 14)...Posted a .962 fielding percentage (16 E/419 TC) at shortstop...Went 5-for-16 (.313) with the bases loaded...Selected as the Red Sox Minor League Base Stealer of the Month for May after swiping 6 bases in 7 opportunities...Hit .359 (28-for-78) over a 25-game stretch from 5/7-6/2, the 3rd-highest AVG in the Eastern League in that span...**2011:** Led High-A Salem with 128 games and 48 walks and ranked 2nd on the team with 445 at-bats, 56 runs, 107 hits, and 24 stolen bases...Led Carolina League shortstops with a .966 fielding percentage (19 E/562 TC)...Selected as the Red Sox Minor League Defensive Player of the Month for May...Reached base safely in 19 straight road contests from 7/14-9/2, the 5th-longest such streak in the CL...Rated by *Baseball America's* 2012 Best Tools survey as being the best athlete in the Red Sox system...**2010:** Led Single-A Greenville in walks (61) and ranked among club leaders in runs (2nd, 77), hits (3rd, 112), and stolen bases (3rd, 39)...His 39 steals ranked 3rd in the Sox system...Led the South Atlantic League with a .960 fielding pct. (22 E/545 TC) at shortstop...Reached base safely in 19 straight tilts, 7/30-8/20...**2009:** Played shortstop (38 games) and 2nd base (30) for Short-A Lowell...Was the AL's starting 2nd baseman in the New York-Penn League All-Star Game...Named Red Sox Minor League Base Runner of the Year, leading the NYPL with 54

GIBSON, Derrik C. (CONT.)

runs...Stole 28 bases, 2nd in the Red Sox system and 3rd in the NYPL...Ranked 6th among Sox farmhands in batting (.290)... Drew a club-high 39 walks, 6th in the circuit...Tied for the club lead and tied for 4th in the NYPL with 74 hits...Selected as Red Sox Minor League Offensive Player of the Month for June, Base Stealer for July and Base Runner for August/September... Hit .250 (3-for-12) in 3 playoff tilts...Following the season, ranked as the No. 10 prospect and No. 8 position player in the Boston system and the No. 15 prospect in the NYPL by *Baseball America*...**2008:** Hit .248 (32-for-129) with 12 RBI with the Gulf Coast Red Sox and Lowell...Saw time at 3rd base, 2nd base, and shortstop...Successful in all 16 stolen bases...Appeared in 1 playoff game for Lowell...Following the season, rated by *Baseball America* as the fastest base runner in the Sox system... **PERSONAL:** Was a 2-time Delaware High School Player of the Year and 3-time All-State at Seaford Senior High School... Named to the 2008 *Baseball America* 1st-Team High School All-American.

YEAR	CLUB	AVG	G	AB	R	H	2B	3B	HR	RBI	SH	SF	HP	BB	SO	SB	CS	E
2008	GCL Red Sox	.309	27	94	15	29	6	1	0	9	1	1	3	14	18	14	0	4
	Lowell	.086	14	35	4	3	0	0	0	3	0	1	1	6	11	2	0	3
2009	Lowell	.290	67	255	54	74	15	4	0	25	2	1	6	39	42	28	5	17
2010	Greenville	.230	122	487	77	112	22	3	2	40	7	4	6	61	101	39	7	22
2011	Salem	.240	128	445	56	107	20	3	1	30	9	2	6	48	86	24	9	19
2012	Portland	.225	115	405	43	91	13	3	0	26	1	2	3	44	93	14	5	18
Minor Lg. Totals		.242	473	1721	249	416	76	14	3	133	20	11	25	212	351	121	26	83

GODFREY, Graham H.**RHP**

HT: 6'3"; **WT:** 215; **BATS:** Right; **THROWS:** Right; **BORN:** 8/9/1984 in Tampa, FL; **RESIDES:** Birmingham, AL; **SIGNED BY:** Marc Tramuta (Toronto); **ACQUIRED:** From the Oakland Athletics for RHP Sandy Rosario, 12/7/12.

2012: Began the season with Oakland but spent the majority of the campaign with Triple-A Sacramento...Won his 1st 9 decisions of the season with the River Cats from 4/26-7/16, posting a 2.86 ERA in that span...Fanned a season-high 9 batters on 6/5 at Tacoma...Converted 1st career save opportunity on 8/12 at Oklahoma City...**2011:** Honored as the A's Organizational Pitcher of the Year after leading the Oakland system, Pacific Coast League and tying for 5th in all of minor league baseball with 14 wins at Sacramento...Also made his ML debut with Oakland, appearing in 5 games (4 GS)...Won 4 straight starts with the River Cats from 4/17-5/5 with a 1.82 ERA and .186 opponent batting AVG...Selected from Sacramento on 6/10 and made his 1st ML start that day at Chicago (AL)...Credited with his 1st ML win in his 2nd start on 6/17 vs. San Francisco...Tossed 4.0 scoreless innings of relief on 9/20 vs. Texas, matching the longest outing by an A's reliever...Went 0-1 with a 5.73 ERA in 2 postseason starts with the River Cats...Following the season, named to *Baseball America's* Triple-A All-Star Team...Made 4 starts for Escogido in the Dominican Winter League, going 1-0 with a 3.31 ERA...**2010:** Went 4-8 with a 5.33 ERA in 29 games (20 GS) between Sacramento and Double-A Midland...Struck out 103 batters, ranking 10th among A's minor leaguers...Fanned a season-high 9 batters on 4/19 vs. Reno and on 9/1 at San Antonio...Went 2-3 with a 2.76 ERA in 6 May starts...Made 2 postseason starts for the RockHounds and was 0-1 with a 3.27 ERA...Following the season, was 3-3 with a 1.93 ERA in 11 starts for San Juan in the Puerto Rican Winter League...**2009:** Spent the entire season in the starting rotation at Midland and was named to the Texas League Mid- and Post-Season All-Star teams...Paced the league in innings (159.1) and starts (tied, 28) while finishing among leaders in wins (T-3rd), strikeouts (5th, 110), and ERA (7th, 3.50)...Also led the A's farm system in innings and ranked 4th in wins, 5th in ERA and 8th in strikeouts...Allowed just 8 home runs in 159.1 innings, an average of 0.45 per 9.0 frames...Went 7-2 with a 2.42 ERA over a 12-start stretch from 4/26-6/22...Struck out a season-high 11 on 5/27 at Northwest Arkansas...Tossed his only pro complete game on 6/1 at Tulsa...Went 1-0 with a 3.55 ERA in 2 postseason starts to help the RockHounds to the Texas League championship...**2008:** Pitched primarily for Single-A Stockton in his 1st season in the Oakland organization...Ranked 5th in the A's system with a career-high 123 strikeouts between the Ports and Sacramento...Placed 5th among California League starting pitchers with 7.79 K's per 9.0 innings...Named California League Pitcher of the Week after tossing 8.0 shutout frames with a season-high 9 strikeouts on 5/28 vs. High Desert...Went 2-0 with a 1.38 ERA in 2 postseason starts for the CL champions...**2007:** Made his pro debut with Single-A Lansing in the Blue Jay's system...Picked up his 1st win in his 1st start on 5/10 vs. Quad Cities...Missed time on the DL from 5/16-23 with a medial meniscus injury to his left knee...Traded to Oakland in the Marco Scutaro deal following the season...**PERSONAL:** Drafted by Toronto in the 34th round of the June 2006 draft...Went 8-2 with a 3.57 ERA and 101 K's in 98.1 innings over 16 games (15 GS) in 2006 at the College of Charleston.

YEAR	CLUB	W-L	ERA	G	GS	CG	SHO	SV	IP	H	R	ER	HR	HB	BB	SO	WP	BK
2007	Lansing	6-7	3.98	21	21	0	0	0	110.2	132	63	49	8	3	36	74	5	0
2008	Stockton	5-8	5.10	29	24	0	0	0	134.0	157	90	76	14	14	37	119	2	0
	Sacramento	0-0	4.05	2	0	0	0	0	6.2	6	3	3	1	0	2	4	0	0
2009	Midland	11-8	3.50	28	28	1	0	0	159.1	153	70	62	8	7	51	110	5	0
2010	Sacramento	4-7	5.59	24	16	0	0	0	106.1	108	76	66	9	8	53	87	4	0
2010	Midland	0-1	3.86	5	4	0	0	0	18.2	22	9	8	0	1	9	16	1	0
2011	Midland	0-0	0.00	1	1	0	0	0	4.0	3	2	0	0	0	1	6	0	0
	Sacramento	14-3	2.68	19	18	0	0	0	107.1	92	38	32	6	7	30	89	1	0
	OAKLAND	1-2	3.96	5	4	0	0	0	25.0	32	14	11	3	1	5	13	0	0
2012	Sacramento	9-2	3.29	20	17	0	0	1	104.0	98	39	38	8	9	26	60	2	0
	OAKLAND	0-4	6.43	5	4	0	0	0	21.0	26	18	15	4	3	10	10	0	0
Major Lg. Totals		1-6	5.09	10	8	0	0	0	46.0	58	32	26	7	4	15	23	0	0
Minor Lg. Totals		49-36	4.00	149	129	1	0	1	751.0	771	390	334	54	49	245	565	20	0

GOMEZ, Sergio Andres**RHP**

HT: 6'3"; **WT:** 155; **BATS:** Right; **THROWS:** Right; **BORN:** 6/8/1992 in Cartagena, Colombia; **RESIDES:** Cartagena, Colombia; **SIGNED BY:** Santiago Prada; **ACQUIRED:** Signed by the Red Sox as an international free agent, 11/21/2009.

2012: Returned to the Gulf Coast League and led the circuit in innings (57.1), WHIP (0.94), and opponent AVG (.210), while placing 2nd among leaders in ERA (2.83) and strikeouts (56)...Also paced the GCL Red Sox with 5 wins and ranked 3rd with 8 starts...Held left-handed batters to a .117 AVG (7-for-60)...Surrendered 3 hits in 22 opponent at-bats (.136) with RISP and 2 outs...Went at least 4.0 innings in 11 of 12 appearances in the GCL...Recorded 6 or more K's in 6 outings...Posted a 2.10 ERA (7 ER/30.0 IP) in 6 appearances (5 GS) in July...Allowed 2 hits over 6.0 scoreless frames on 8/10 at the GCL Twins...Promoted to Short-A Lowell on 8/30 and made 1 start with the Spinners...**2011:** Ranked 2nd on the GCL Red Sox, 3rd among Sox minor leaguers and 7th in the league in ERA (2.68)...Placed 2nd on the club and 5th in the GCL in WHIP (1.07) among qualifiers...Also among team leaders in starts (T-1, 11), innings (2nd, 50.1), and strikeouts (2nd, 37)...Held right-handed opponents to a .209 AVG (24-for-115)...Made only relief appearance on 6/27 vs. the GCL Rays...**2010:** Tied for the GCL lead with 12 starts, tops on the GCL Red Sox...Recorded 29 strikeouts in 29.2 innings...Did not allow an earned run in 5.1 innings over 2 starts against the GCL Orioles.

YEAR	CLUB	W-L	ERA	G	GS	CG	SHO	SV	IP	H	R	ER	HR	HB	BB	SO	WP	BK
2010	GCL Red Sox	0-4	6.37	13	12	0	0	0	29.2	32	26	21	2	4	14	29	4	0
2011	GCL Red Sox	1-3	2.68	12	11	0	0	0	50.1	38	18	15	4	2	16	37	5	3
2012	GCL Red Sox	5-4	2.83	12	8	0	0	0	57.1	44	22	18	4	2	10	56	6	0
	Lowell	0-0	3.60	1	1	0	0	0	5.0	4	2	2	1	0	1	4	1	0
Minor Lg. Totals		6-11	3.54	38	32	0	0	0	142.1	118	68	56	11	8	41	126	16	3

GOOD, Zachary Austin (Zach)**LHP**

HT: 6'3"; **WT:** 185; **BATS:** Left; **THROWS:** Left; **BORN:** 6/8/1992 in Garland, TX; **RESIDES:** Mesquite, TX; **SIGNED BY:** Jim Robinson; **ACQUIRED:** Red Sox 23rd pick (20th round, 622nd overall) in the June 2011 draft.

2011: Spent the entire season with Short-A Lowell...Gave up just 2 hits in 16 opponent at-bats (.125) with RISP and 2 outs...Recorded a 1.69 ERA (3 ER/16.0) over his 1st 3 starts of the season from 6/19-29...**2011:** Posted a 1.88 ERA (5 ER/24.0 IP) in 9 games for the Gulf Coast League Red Sox in his pro debut...Took the loss in his only decision of the season on 8/9 vs. the GCL Orioles...Made only relief appearance on 7/23 vs. GCL Twins, tossing 2.0 perfect innings...**PERSONAL:** Went 5-4 with 60 strikeouts in 64.1 innings for Grayson (TX) County College in 2011...Tossed 8.0 shutout innings with 10 strikeouts in the Vikings final game of the 2011 NJCAA Division I Junior College World Series.

YEAR	CLUB	W-L	ERA	G	GS	CG	SHO	SV	IP	H	R	ER	HR	HB	BB	SO	WP	BK
2011	GCL Red Sox	0-1	1.88	9	8	0	0	0	24.0	24	11	5	1	4	6	20	2	0
2012	Lowell	0-6	6.34	10	6	0	0	0	32.2	31	35	23	0	2	37	13	12	0
Minor Lg. Totals		0-7	4.45	19	14	0	0	0	56.2	55	46	28	1	6	43	33	14	0

GREEN-THOMPSON, Shaquille (Shaq)**OF**

HT: 6'2"; **WT:** 225; **BATS:** Right; **THROWS:** Right; **BORN:** 4/21/1994 in Sacramento, CA; **RESIDES:** Sacramento, CA; **SIGNED BY:** Vaughn Williams; **ACQUIRED:** Red Sox 20th pick (18th round, 571st overall) in the June 2012 draft.

2012: Made his pro debut with the Gulf Coast League Red Sox...**PERSONAL:** Started 13 games at safety for the University of Washington football team as a freshman in 2012...Ranked the No. 1 safety and the No. 3 overall football prospect in the country by Scout.com as a senior at Grant (CA) High School...His brother, Syd'Quan Thompson, played in the NFL for the Denver Broncos from 2010-11.

YEAR	CLUB	AVG	G	AB	R	H	2B	3B	HR	RBI	SH	SF	HP	BB	SO	SB	CS	E
2012	GCL Red Sox	.000	13	39	3	0	0	0	0	1	0	0	0	8	37	1	1	0

GUERRERO, Dreily Marino**INF/OF**

HT: 5'11"; **WT:** 162; **BATS:** Switch; **THROWS:** Right; **BORN:** 12/10/1990 in Higüey, DR; **RESIDES:** Higüey, DR; **SIGNED BY:** Manny Nani; **ACQUIRED:** Signed by the Red Sox as an international free agent, 6/3/2009.

2012: Hit .256 (56-for-219) in 59 games between Single-A Greenville and Short-A Lowell...Saw time at left field (22 games), right field (4 games), shortstop (15 games), 3rd base (9 games), and 2nd base (8 games), making a combined 9 errors in 179 total chances (.950%)...Batted .348 (23-for-66) against southpaws between both stops...Ranked 4th on the Spinners with 11 stolen bases and 8 doubles (tied)...Swiped a pair of bases on 6/21 at Connecticut...Knocked a season-high 4 hits on 8/4 at Staten Island...**2011:** Tied for 3rd on the Gulf Coast League Red Sox with 3 triples...Hit in 6 straight games from 8/9-18...Saw time at 2nd base (13), 3rd base (12), shortstop (5), 1st base (1), right field (3), and left field (1)...**2010:** Returned to the Dominican Summer League and ranked among league leaders with club-high marks in runs (T-2nd, 50) and at-bats (3rd, 263)...Also paced the DSL Red Sox in games (71), doubles (13), and stolen bases (23)...Also ranked among club leaders in RBI (2nd, 38), total bases (2nd, 91), triples (T-2nd, 5), hits (3rd, 65), and SLG (3rd, .346)...Saw time in left field (25 games), right field (4), center field (3), 3rd base (19), shortstop (14), and 2nd base (1)...**2009:** Split time between the outfield (24 games) and the infield (15) in his pro debut with the DSL Red Sox.

GUERRERO, Dreilly Marino (CONT.)

INF/OF

YEAR	CLUB	AVG	G	AB	R	H	2B	3B	HR	RBI	SH	SF	HP	BB	SO	SB	CS	E
2009	DSL Red Sox	.253	51	174	28	44	1	5	0	19	1	1	1	32	38	12	5	6
2010	DSL Red Sox	.247	71	263	50	65	13	5	1	38	2	5	4	38	66	23	5	13
2011	GCL Red Sox	.173	35	98	12	17	4	3	0	8	4	1	0	7	34	3	1	10
2012	Lowell	.274	41	157	17	43	8	0	0	13	2	3	0	15	44	11	5	8
	Greenville	.210	18	62	7	13	2	0	0	7	2	0	1	3	21	0	0	1
Minor Lg. Totals		.241	216	754	114	182	28	13	1	85	11	10	6	95	203	49	16	38

HAEGER, Charles Wallis (Charlie)

RHP

HT: 6'1"; **WT:** 202; **BATS:** Right; **THROWS:** Right; **BORN:** 9/19/1983 in Livonia, MI; **RESIDES:** Plymouth, MI; **SIGNED BY:** Ken Stauffer and Nathan Durst (White Sox); **ACQUIRED:** Signed by the Red Sox as a minor league free agent, 1/25/2013.

2012: Missed the entire season after undergoing Tommy John surgery...**2011:** Started the year with SEA's Triple-A affiliate in Tacoma before being released and signed by BOS...Missed April and most of May on the DL...Returned from the DL and made 9 starts for the Rainiers before being released on 7/15...Signed by BOS on 7/22 and sent to Double-A Portland...Earned a 6.0-inning complete-game victory in his 1st start with the Sea Dogs on 7/29 vs. Altoona...Fanned a season-high 9 batters on 8/9 vs. Akron and 8/30 at Harrisburg...**2010:** Began the season with LAD but endured a pair of DL stints before finishing the year in Triple-A...Opened the campaign as LAD's 5th starter...Struck out 12 batters on 4/11 vs. FLA, the most K's for a Dodger in his 1st start of the season in April since Don Drysdale's 14 in 11.0 innings on Opening Day 1960 (4/12/60)...Missed 36 ML games due to injury, including a 22-game stint on the DL from 5/9-6/3 with plantar fasciitis, and was then sidelined for 14 games from 6/6-24 with a sprained right big toe...Designated for assignment on 6/25 and returned to Albuquerque for the remainder of the year...Signed a minor league contract with Seattle on 11/27...**2009:** Signed with LAD as a free agent and spent most of the season at Triple-A Albuquerque...Named a Pacific Coast League All-Star after leading the circuit with 11 wins, 144.2 innings, and 4 complete games at the time of his call up to the majors on 8/11...Won the May Dodger Pride Award for Albuquerque, going 3-1 with a 4.41 ERA (16 ER, 32.2 IP) in 5 starts in the month...Limited opposing hitters to a .188 AVG (13-for-69) while with the Dodgers...Did not allow a run in 3 relief appearances (2.2 IP)...**2008:** Led the International League with 178.0 innings at Triple-A Charlotte before being claimed off waivers by SD in September...Designated for assignment by CWS on 9/6...Claimed by SD on 9/10 and made 4 relief appearances...**2007:** Spent most of the season with Charlotte, tying for 2nd in the IL with 3 complete games...Also appeared in 8 games with the White Sox from 7/12-8/1...Tossed 5.0 scoreless innings over 3 appearances from 7/17-21...**2006:** Led the IL with 14 wins and ranked 4th with a 3.07 ERA, 130 strikeouts, and 170.0 innings pitched in 26 games (25 starts) for Charlotte...Named the starting pitcher at the IL Mid-Season All-Star Game, tossing 2.0 perfect innings...Made his ML debut with CWS on 5/10 vs. LAD...Recorded his 1st ML strikeout against Jose Molina in the 2nd inning...Optioned back to Charlotte following the game...Recalled for a 2nd stint with CWS on 9/1 and was used exclusively out of the bullpen, going 1-0, 1.29 (2 ER, 14.0 IP) in 6 relief appearances...Recorded 1st ML win on 9/23 vs. SEA, striking out 5 in 3.1 scoreless innings of relief...Collected his 1st ML save on 9/27 at CLE...**2005:** Combined to go 14-5 with a 3.50 ERA (65 ER/167.1 IP) and 112 strikeouts in 27 games (26 GS) with High-A Winston-Salem and Double-A Birmingham...Led all White Sox minor leaguers in wins and innings, while also placing 5th in strikeouts and 6th in ERA...Began the season at Winston-Salem and named to the Carolina League Mid-Season All-Star Team...Tied for the Southern League lead with 3 complete games and 2 shutouts with Birmingham...Pitched for La Guaira in the Venezuelan Winter League...**2004:** Returned to baseball and went 2-9 with a 4.06 ERA (40 ER/88.2 IP) in 15 starts between Rookie-level Bristol and Single-A Kannapolis...**2003:** Spent the season on the voluntary retired list...Played college golf at Madonna University in Livonia, MI...**2002:** Spent 2nd straight season with the AZL White Sox, making all 25 appearances out of the bullpen...**2001:** Made his pro debut with the AZL White Sox...**PERSONAL:** Selected by CWS in the 25th round of the June 1999 draft...Named to the 2001 All-Catholic Team as a senior after going 7-2 with a 1.88 ERA and 101 strikeouts at Catholic Central High School in Plymouth, MI...Was the winning pitcher in the state championship game as a sophomore...His brother, Greg, played in the Detroit Tigers organization from 1990-94.

YEAR	CLUB	W-L	ERA	G	GS	CG	SHO	SV	IP	H	R	ER	HR	HB	BB	SO	WP	BK
2001	AZL White Sox	0-3	6.39	13	4	0	0	0	31.0	44	29	22	2	1	17	17	4	1
2002	AZL White Sox	1-4	4.17	25	0	0	0	6	41.0	46	25	19	2	6	13	24	1	0
2003	Did Not Play																	
2004	Bristol	1-6	5.18	10	10	0	0	0	57.1	70	41	33	6	10	22	23	1	0
	Kannapolis	1-3	2.01	5	5	0	0	0	31.1	31	17	7	0	3	12	21	1	0
2005	Winston-Salem	8-2	3.20	14	13	0	0	0	81.2	82	33	29	3	5	40	64	2	0
	Birmingham	6-3	3.78	13	13	3	2	0	85.2	84	43	36	1	5	45	48	4	0
2006	Charlotte	14-6	3.07	26	25	2	0	0	170.0	143	71	58	9	12	78	130	15	0
	CHICAGO (AL)	1-1	3.44	7	1	0	0	1	18.1	12	10	7	0	0	13	19	0	0
2007	Charlotte	5-16	4.08	24	23	3	0	0	147.2	138	82	67	16	6	67	126	8	0
	CHICAGO (AL)	0-1	7.15	8	0	0	0	0	11.1	17	11	9	3	1	8	1	0	0
2008	Charlotte	10-13	4.45	28	25	3	0	0	178.0	167	96	88	13	15	77	117	9	2
	SAN DIEGO	0-0	16.62	4	0	0	0	0	4.1	8	10	8	2	2	5	4	0	0
2009	Albuquerque	11-6	3.55	22	22	4	0	0	144.2	134	63	57	16	12	58	103	9	0
	LOS ANGELES (NL)	1-1	3.32	6	3	0	0	0	19.0	13	7	7	4	2	7	15	0	0
2010	AZL Dodgers	0-0	0.00	1	1	0	0	0	2.0	0	0	0	0	0	0	4	1	0
	Inland Empire	2-3	5.14	5	5	0	0	0	21.0	21	14	12	2	0	12	17	0	0
	Albuquerque	4-3	5.70	11	10	0	0	0	53.2	45	38	34	4	1	42	41	8	0
	LOS ANGELES (NL)	0-4	8.40	9	6	0	0	0	30.0	36	32	28	4	1	26	30	4	0
2011	Tacoma	2-2	7.74	9	9	0	0	0	47.2	53	44	41	5	7	42	35	6	0
	Portland	4-1	3.24	8	8	1	0	0	50.0	40	19	18	5	5	22	49	3	0
2012	Did Not Play Due to Injury																	
Major Lg. Totals		2-7	6.40	34	10	0	0	1	83.0	86	70	59	13	6	59	69	4	0
Minor Lg. Totals		69-71	4.10	214	173	16	2	6	1142.2	1098	615	521	84	88	547	819	72	3

HALEY, Justin**RHP**

HT: 6'5"; **WT:** 230; **BATS:** Right; **THROWS:** Right; **BORN:** 6/16/1991 in Orangevale, CA; **RESIDES:** Orangevale, CA; **SIGNED BY:** Demond Smith; **ACQUIRED:** Red Sox 8th pick (6th round, 211th overall) in the June 2012 draft.

2012: Made his pro debut with Short-A Lowell, tying for 2nd on the club with 12 starts...Did not throw more than 3.0 innings in any outing...Held opponents to 1 earned run or less in 12 of 13 appearances...Posted a 0.89 ERA (2 ER/20.1 IP) over his 1st 8 starts from 7/2-8/6, tied for the lowest mark among New York-Penn League hurlers in that span (min. 20.0 IP)...Fanned a season-high 6 batters on 7/27 vs. Williamsport...**PERSONAL:** Went 8-4 with a 3.08 ERA (43 ER/125.2 IP) and 122 K's in 31 appearances (17 GS) over 2 seasons at Fresno State...Earned 2nd-team all-WAC honors in 2012.

YEAR	CLUB	W-L	ERA	G	GS	CG	SHO	SV	IP	H	R	ER	HR	HB	BB	SO	WP	BK
2012	Lowell	0-1	1.89	13	12	0	0	0	33.1	23	11	7	1	2	16	33	2	0

HAMILTON, Mark - See Page 157**INF/OF****HAZELBAKER, Jeremy - See Page 167****OF****HEDMAN, Drew Arvid****1B/OF**

HT: 6'2"; **WT:** 200; **BATS:** Left; **THROWS:** Left; **BORN:** 7/20/1986 in Redding, CA; **RESIDES:** Redding, CA; **SIGNED BY:** Jim Woodward; **ACQUIRED:** Red Sox 50th pick (50th round, 1,518th overall) in the June 2009 draft.

2012: In 84 games between Double-A Portland and High-A Salem, batted .215 (56-for-261) with 16 doubles, 9 homers, 40 RBI and 39 runs...Appeared in 51 games at 1st base, 14 in left field, 6 in right field, and 12 at DH...Hit .308 (24-for-78) with 7 doubles, 2 triples, 3 homers, 15 RBI, and 14 runs in 23 games in August with Salem after spending time on the DL from 7/20-8/1...Named the Carolina League Batter of the Week for 8/13-19 after knocking a league-high 6 extra-base hits (3 2B, 2 3B, 1 HR) with 6 runs scored at .364 (8-for-22)...**2011:** Started a combined 50 games at 1st base for Single-A Greenville and Portland, and also made 5 starts in left field and 2 in right for the Sea Dogs...Began the season with the Drive and drove in a career-high 5 runs on 4/11 vs. Charleston...Reached base safely in 21 straight games at a .306 clip (22-for-72) with 9 doubles, 11 RBI, 12 runs, and 11 walks from 6/25-7/22...Played 1 game with Portland on 8/2...**2010:** Played for Salem...Hit .314 (11-for-35) in April...Connected for his 1st career triple and homer, 6/10 at Frederick...Split time between 1st base (team-high 52 games), left field (35), and right (5)...**2009:** Hit .265 (40-for-151) with 21 RBI and a club-high 19 doubles for Short-A Lowell in his pro debut...Tied for 5th in the New York-Penn League in doubles...Played 1st base (26 games) and left field (13)...Batted .317 (20-for-63) in 17 games after the All-Star Break...Compiled a .329 AVG (27-for-82) with 13 of his 19 doubles at home...Hit .182 (2-for-11) in 3 playoff games...**PERSONAL:** Led Division III players in homers (24), RBI (87), SLG (.994), and total bases (175) with Pomona (CA) College in 2009...Named Division III Player of the Year, Southern California Intercollegiate Athletic Conference Player of the Year, D3Baseball.com National Player of the Year and 1st-Team All-American.

YEAR	CLUB	AVG	G	AB	R	H	2B	3B	HR	RBI	SH	SF	HP	BB	SB	CS	E
2009	Lowell	.265	45	151	16	40	19	0	0	21	1	1	3	15	39	0	3
2010	Salem	.230	93	326	31	75	15	2	3	34	0	1	3	23	87	3	6
2011	Greenville	.272	95	324	46	88	21	1	6	45	0	2	10	38	77	9	5
	Portland	.000	1	1	1	0	0	0	0	1	0	1	1	0	0	0	0
2012	Salem	.247	62	190	31	47	13	3	5	33	0	4	3	34	52	10	5
	Portland	.127	22	71	8	9	3	0	4	7	0	1	2	9	28	0	1
Minor Lg. Totals		.244	318	1063	133	259	71	6	18	141	1	10	22	119	283	22	19

HEE, Jonathan**INF**

HT: 6'0"; **WT:** 180; **BATS:** Right; **THROWS:** Right; **BORN:** 8/11/1985 in Honolulu, HI; **RESIDES:** Honolulu, HI; **SIGNED BY:** Wally Komatsubara; **ACQUIRED:** Red Sox 23rd pick (21st round, 652nd overall) in the June 2008 draft.

2012: Returned to Double-A Portland for 7 games before being promoted to Triple-A Pawtucket for the rest of the season...Appeared in 35 games at 2nd base, 18 at shortstop, 17 at 3rd base, and 2 at 1st base between both stops...Committed just 3 errors in 283 total chances (.989 %) combined among all positions...Hit in 12 straight games from 7/6-8/17 at .390 (16-for-41) with 4 doubles, 6 RBI, 5 runs, and 5 walks...Tossed a perfect inning of relief in his pro debut as a pitcher on 7/22 at Louisville and also earned his 1st career win with a perfect frame on 9/3 vs. Scranton/Wilkes-Barre...Played in 6 playoff games with the PawSox...**2011:** Played at least 10 games at all 4 infield positions at Portland and was named the Sea Dogs 10th Player Award winner...Posted a combined .965 fielding pct. (17 E/482 TC) between the positions...Ranked 3rd in games (98) and doubles (26) on the Sea Dogs...Knocked a double in 5 straight games from 6/17-23...Set a career high with 5 RBI on 7/5 at Binghamton...**2010:** Spent the season with Salem and tied for 2nd in the Carolina League with 14 hit by pitches...Tallied a .326 (30-for-92) AVG against left-handed pitching...Combined for a .993 fielding pct. (4 E/562 TC) while appearing at 1st base (42 games), 3rd base (26), shortstop (18), and 2nd base (2)...**2009:** Hit .229 (92-for-402) with 3 homers and 47 RBI between Single-A Greenville and High-A Salem...Played 3rd base (81 games), 2nd base (21), 1st base (9), and the outfield (1)...Ranked among Salem leaders in sac flies (2nd, 8), games (4th, 87), at-bats (4th, 322), runs (5th, 38), and walks (5th, 28)...Named Red Sox Minor League Base Runner of the Month for April...Posted a season-high 11-game hit streak with Salem, 5/4-15...Led Salem with a .423 clip (11-for-26) in 6 playoff tilts...**2008:** Tied for the Short-A Lowell lead with 29 walks in his pro debut...Batted .330 (14-for-42) with a .440 OBP vs. lefties...Compiled a .970 fielding pct. (6 E/199 TC) while playing all 4 infield positions and 1 game in left field...Played in 4 games for Hawaii Winter Baseball's North Shore club...**PERSONAL:** Ranked 2nd on the University of Hawaii in batting (.368) and hits (88) as a senior in 2008...Named American Baseball Coaches Association NCAA Division I Gold Glove Shortstop in 2008...Selected to the All-Western Athletic Conference 2nd team and academic All-WAC as a junior in 2007.

MINOR LEAGUE PLAYERS, CONTINUED

HEE, Jonathan (CONT.)

INF

YEAR	CLUB	AVG	G	AB	R	H	2B	3B	HR	RBI	SH	SF	HP	BB	SO	SB	CS	E
2008	Lowell	.196	47	143	19	28	6	0	0	9	1	0	4	29	26	4	3	6
2009	Greenville	.200	26	80	11	16	3	1	0	11	0	0	3	7	20	0	1	1
	Salem	.236	87	322	38	76	15	0	3	36	3	5	3	28	40	3	3	10
2010	Salem	.242	88	277	33	67	13	1	1	20	2	2	14	29	50	0	3	4
2011	Portland	.275	98	331	47	91	26	0	4	40	2	0	12	33	85	3	2	17
2012	Portland	.150	7	20	1	3	1	0	0	2	0	1	2	4	7	0	0	0
	Pawtucket	.253	64	198	13	50	11	1	2	21	1	2	6	16	40	2	3	3
Minor Lg. Totals		.241	417	1371	162	331	75	3	10	139	9	10	44	146	268	12	15	41

HELLER, Kevin Francis

OF

HT: 5'10"; **WT:** 195; **BATS:** Right; **THROWS:** Right; **BORN:** 9/12/1989 in Brooklyn, NY; **RESIDES:** Brooklyn, NY; **SIGNED BY:** Ray Fagnant; **ACQUIRED:** Red Sox 42nd pick (40th round, 1,231st overall) in the June 2012 draft.

2012: Batted .290 (18-for-62) over 19 games between the Gulf Coast League Red Sox and Short-A Lowell in his pro debut... Appeared at all 3 outfield positions...Began the season in the GCL and hit safely in 9 of 12 games before being promoted on 8/30...Knocked a pair of homers on 9/5 at Brooklyn, his 1st professional longballs...**PERSONAL:** Hit .374 (40-for-107) as a senior at Division 3 Amherst College...Is the school's all-time leader in hits (172), runs (136), RBIs (126), and total bases (275), and is tied for the most home runs (18).

YEAR	CLUB	AVG	G	AB	R	H	2B	3B	HR	RBI	SH	SF	HP	BB	SO	SB	CS	E
2012	GCL Red Sox	.263	12	38	11	10	3	0	0	2	0	0	0	6	8	0	1	1
	Lowell	.333	7	24	3	8	2	0	2	3	1	0	0	2	7	2	0	1
Minor Lg. Totals		.290	19	62	14	18	5	0	2	5	1	0	0	8	15	2	1	2

HENRY, Justin - See Page 169

INF

HERAS, Kevin Anderson

RHP

HT: 6'1"; **WT:** 160; **BATS:** Right; **THROWS:** Right; **BORN:** 9/21/1994 in San Felipe, VZ; **RESIDES:** San Felipe, VZ; **SIGNED BY:** Ernesto Gomez and Craig Shipley; **ACQUIRED:** Signed by the Red Sox as an international free agent, 7/2/2011.

2012: Named the Red Sox Minor League Latin Program Pitcher of the Year after leading the Dominican Summer League Red Sox in wins (tied) and innings pitched...Selected as a DSL All-Star in his pro debut...Held opponents to 1 earned run or less in 9 of his 13 starts...Also tossed at least 5.0 innings in 9 outings...Went 4-0 and posted a 0.71 ERA (3 ER/38.0 IP) over his 1st 8 starts from 6/4-7/18, the 2nd lowest ERA in the DSL in that span.

YEAR	CLUB	W-L	ERA	G	GS	CG	SHO	SV	IP	H	R	ER	HR	HB	BB	SO	WP	BK
2012	DSL Red Sox	6-1	2.03	13	13	0	0	0	62.0	46	15	14	2	8	20	30	5	1

HERNANDEZ, Chris - See Page 171

LHP

HERNANDEZ, Jayson Edward

C

HT: 5'10"; **WT:** 200; **BATS:** Right; **THROWS:** Right; **BORN:** 9/2/1988 in Brooklyn, NY; **RESIDES:** Jackson, NJ; **SIGNED BY:** Ray Fagnant; **ACQUIRED:** Red Sox 43rd pick (41st round, 1,253rd overall) in the June 2010 draft.

2012: Played in just 19 games between High-A Salem and Double-A Portland after missing most of the season on the DL... Threw out a combined 10 of 17 attempted base stealers (58.8%)...**2011:** Spent most of the season with Short-A Lowell and tallied 7 hit by pitches to lead the club...Threw out 18 of 48 attempted base stealers (37.5%) with the Spinners...Batted .317 (19-for-60) with 9 RBI and 10 runs in 17 games with Lowell in July...Transferred to the Drive on 8/18 and played in 1 game before being placed on the DL the next day, missing the rest of the season...**2010:** Played for Lowell in his pro debut...Threw out 11 of 28 attempted base stealers (39.3%)...Hit safely in 9 of his 1st 14 tilts at .262 (11-for-42) but went 1-for-16 (.063) the rest of the way...**PERSONAL:** Hit .312 with 4 home runs and 25 RBI in 46 games as a senior with Rutgers (NJ) University in 2010...Was a high school teammate of fellow 2010 Red Sox draftee Anthony Ranaudo at St. Rose (NJ) High School.

YEAR	CLUB	AVG	G	AB	R	H	2B	3B	HR	RBI	SH	SF	HP	BB	SO	SB	CS	E
2010	Lowell	.207	21	58	4	12	0	0	0	4	2	1	2	7	9	1	0	4
2011	Lowell	.252	34	115	12	29	6	1	1	18	0	3	7	9	20	2	0	7
	Greenville	.333	1	3	1	1	0	0	0	0	0	0	0	1	0	0	0	0
2012	Salem	.125	12	40	2	5	3	0	0	1	0	0	0	1	6	0	0	2
	Portland	.190	7	21	0	4	1	0	0	3	0	0	0	1	10	0	0	1
Minor Lg. Totals		.215	75	237	19	51	10	1	1	26	2	4	9	18	46	3	0	14

HISSEY, Peter McLeod

OF

HT: 6'1"; **WT:** 180; **BATS:** Left; **THROWS:** Left; **BORN:** 1/17/1990 in Phoenixville, PA; **RESIDES:** West Chester, PA; **SIGNED BY:** Chris Calciano; **ACQUIRED:** Red Sox 6th pick (4th round, 142nd overall) in the June 2008 draft.

2012: Spent the entire season at Double-A Portland, placing 2nd on the club with 15 stolen bases...Appeared at all 3 outfield positions, making 3 errors in 112 total chances (.973 %) with 6 assists...Batted .300 (18-for-60) with RISP...Hit .318 (14-for-44) with 5 doubles in 14 games in June after missing time on the DL from 4/14-6/10...**2011:** Returned to High-A Salem and led the club with a career-high 25 doubles and 27 stolen bases, ranking 3rd in at-bats (378) and hits (91)...Also set career highs in homers (2) and RBI (41)...Selected as the Red Sox Minor League Base Runner of the Month for April... Hit safely in 14 consecutive games at a .367 clip (22-for-60) with 8 doubles, 4/14-30, the 5th-longest streak in the Carolina

HISSEY, Peter McLeod (CONT.)

OF

League...Knocked a grand slam and drove in a career-high 5 RBI on 9/5 at Myrtle Beach...**2010:** Led Salem in stolen bases (25), tied for the club lead in triples (6) and finished 3rd in at-bats (444)...Appeared in a career-high 112 games, all in center field, and led all CL outfielders with 269 putouts...Named Red Sox Minor League Defensive Player of the Month for July...Batted .318 (14-for-44) over a 12-game hitting streak, 7/12-24...**2009:** Led Single-A Greenville with 22 stolen bases, 4th among Red Sox farmhands...Ranked 2nd on the team in hits (103), triples (6), and sac hits (4)...Appeared in center field (61 games), right field (25), and left field (21)...Ranked 2nd in the South Atlantic League with a .400 AVG (32-for-80) in August...Batted .410 (25-for-61) during a career-high, 14-game hit streak, 8/13-9/1...Hit .240 (6-for-25) in 6 post-season games...**2008:** Split his 1st pro season between the Gulf Coast League Red Sox and Short-A Lowell, combining to hit .255 (14-for-55) with 5 RBI...Was successful in all 9 stolen base attempts...Hit safely and stole at least 1 base in 5 straight tilts with Lowell, 8/31-9/4...Hit .154 (2-for-13) with a double, 2 walks, and a run in 3 playoff games for the Spinners...**PERSONAL:** Was a 4-year starter at Unionville (PA) High School, hitting over .500 during his final 3 seasons.

YEAR	CLUB	AVG	G	AB	R	H	2B	3B	HR	RBI	SH	SF	HP	BB	SO	CS	E
2008	GCL Red Sox	.238	6	21	6	5	1	0	0	3	0	0	1	4	4	3	0
	Lowell	.265	9	34	3	9	0	0	0	2	0	0	0	5	11	6	0
2009	Greenville	.279	106	369	50	103	13	6	0	37	6	4	7	39	88	22	9
2010	Salem	.234	112	444	63	104	22	6	1	37	9	3	7	42	127	25	9
2011	Salem	.241	97	378	38	91	25	3	2	41	4	4	7	25	93	27	11
2012	Salem	.250	70	236	21	59	14	1	1	27	1	4	1	17	47	15	5
Minor Lg. Totals		.250	400	1482	181	371	75	16	4	147	20	15	23	132	370	98	34

HUNTZINGER, Brock A.

RHP

HT: 6'3"; **WT:** 200; **BATS:** Right; **THROWS:** Right; **BORN:** 7/2/1988 in Anderson, IN; **RESIDES:** Anderson, IN; **SIGNED BY:** Josh Loggins; **ACQUIRED:** Red Sox 4th pick (3rd round, 114th overall) in the June 2007 draft.

2012: Returned to Double-A Portland and converted to a reliever for the 1st time after making 4 starts to begin the season...Led the Sea Dogs with a career-high 38 appearances (4 GS)...Went 4-1 with 6 saves and a 2.44 ERA (15 ER/55.1 IP) as a reliever...Held left-handed opponents to a .202 AVG (24-for-119) overall between Portland and Triple-A Pawtucket...Named the Red Sox Minor League Pitcher of the Month for June after going 1-0 with 2 saves and a 1.80 ERA (3 ER/15.0 IP) in 9 games out of the bullpen with the Sea Dogs...Promoted to Pawtucket on 8/28 and made 2 regular season appearances and 1 post-season outing with the PawSox...After the season, went 0-1 with a hold, a 1.93 ERA (3 ER/14.0 IP) and 12 strikeouts in 10 appearances for Surprise of the Arizona Fall League...**2011:** Tied for 2nd among Sox minor leaguers with a career-high 123 strikeouts in 124.0 innings for Double-A Portland...Also led the Sea Dogs with 25 starts and was 2nd with 5 wins...Placed on the DL on 5/22 and earned the win with 6.0 scoreless innings in his return on 6/2 at New Britain...Struck out a career-high 11 over 6.0 innings on 8/21 vs. Binghamton...Went 2-1 with a 5.40 ERA (16 ER/26.2 IP) and 22 strikeouts in 8 games (6 starts) for Scottsdale of the Arizona Fall League...**2010:** Led High-A Salem with 134.2 innings and was named to the Carolina League Mid-Season All-Star Team...Placed 4th among qualifying CL starters in fewest base runners per 9.0 IP (11.56) and fewest unintentional walks per 9.0 IP (2.34)...Ranked 10th among qualifying Red Sox minor leaguers with a 4.14 ERA (62 ER/134.2 IP)...Went 5-0 with a league-best 1.59 ERA (6 ER/34.0 IP) in 6 May starts...**2009:** Led Single-A Greenville with 25 starts and 125.1 innings...Tied for the club lead and tied for 2nd among Red Sox farmhands with 10 wins...Ranked 5th in the Sox farm system and 3rd on the team with a career-high 102 K's...Named South Atlantic League Pitcher of the Week for 7/27-8/3...Took the loss in his only playoff start (4 ER/6.0 IP)...**2008:** Combined to go 7-3 with a 3.15 ERA (24 ER/68.2 IP) between Lowell and Greenville...Began the year with Lowell and was 5-0 with a league-leading 0.64 ERA (3 ER/42.0 IP) upon a 7/30 promotion to Greenville...Named New York-Penn League Pitcher of the Week for 6/16-22 and 7/14-20...Recorded 18.0-inning scoreless streak, 7/3-20...Led all NYPL pitchers and Red Sox farmhands with a 0.67 July ERA (2 ER/27.0 IP)...Rated by *Baseball America* as the NYPL's No. 13 prospect...**2007:** Made 4 appearances (3 starts) with the Gulf Coast League Red Sox in his pro debut...**PERSONAL:** Went 7-0 with the lowest ERA in the state of Indiana at 0.16 (1 ER/43.0 IP) as a senior at Pendleton Heights High School in 2007.

YEAR	CLUB	W-L	ERA	G	GS	CG	SHO	SV	IP	H	R	ER	HR	HB	BB	SO	WP	BK
2007	GCL Red Sox	0-1	2.57	4	3	0	0	0	7.0	5	3	2	0	0	0	8	1	0
2008	Lowell	5-0	0.64	8	8	1	1	0	42.0	25	3	3	1	0	7	32	1	0
	Greenville	2-3	7.09	6	6	0	0	0	26.2	34	23	21	12	0	6	11	0	0
2009	Greenville	10-9	4.09	25	25	0	0	0	125.1	127	64	57	7	5	32	102	5	0
2010	Salem	7-8	4.14	25	25	1	0	0	134.2	135	69	62	14	3	35	69	8	1
2011	Portland	5-11	6.17	25	25	0	0	0	124.0	159	91	85	23	10	41	123	5	1
2012	Portland	4-5	3.93	38	4	0	0	6	71.0	60	35	31	4	2	24	55	3	0
	Pawtucket	0-0	6.00	2	0	0	0	0	3.0	4	2	2	0	0	1	4	0	0
Minor Lg. Totals		33-37	4.44	133	96	2	1	6	533.2	549	290	263	61	20	146	404	23	2

IBARRA, Adalberto

C

HT: 5'10"; **WT:** 205; **BATS:** Left; **THROWS:** Right; **BORN:** 4/3/1987 in Camaguey, Cuba; **RESIDES:** San Pedro de Macoris, DR; **SIGNED BY:** Craig Shipley and Todd Claus; **ACQUIRED:** Signed by the Red Sox as an international free agent, 7/12/2010.

2012: Played the season at High-A Salem, appearing in 75 games with 55 coming as the designated hitter...Caught 6 of 37 attempted base stealers (16.2 %) in 17 games behind the plate...Hit .380 (19-for-50) with 6 doubles when leading off an inning...Batted .348 (24-for-69) with 8 doubles and 11 walks, including 8 multi-hit games, in 19 August contests...Tallied a season-high 4 hits on 8/5 vs. Wilmington...Collected 1st career triple on 8/9 vs. Carolina...**2011:** Placed on the DL to start the season and then had a rehab stint with the Gulf Coast League Red Sox before finishing with Short-A Lowell...Hit .304 (24-for-79) with 17 walks in 25 games between both teams...Recorded a hit in 8 of 9 games for the GCL Red Sox...Tallied

IBARRA, Adalberto (CONT.)**C**

8 hits in the final 6 games of the season with the Spinners...**2010:** Played his 1st pro season in the United States, including 5 games for the GCL Red Sox beginning 8/10 before an 8/17 transfer to High-A Salem...Combined to hit .228 (13-for-57) with 9 RBI in 19 games, all at DH...Hit .417 (5-for-12) over his last 4 games with Salem...Batted .333 (6-for-18) against lefties between the two stops...**PERSONAL:** Played for Camaguey in Cuba's major league Serie Nacional for 5 seasons from 2004-05 through the 2008-09 campaign.

YEAR	CLUB	AVG	G	AB	R	H	2B	3B	HR	RBI	SH	SF	HP	BB	SO	SB	CS	E
2010	GCL Red Sox	.188	5	16	4	3	1	0	0	6	0	1	0	4	3	0	0	0
	Salem	.244	14	41	7	10	1	0	0	3	0	2	2	10	12	2	0	0
2011	GCL Red Sox	.423	9	26	2	11	1	0	0	3	0	0	1	4	4	0	0	1
	Lowell	.245	16	53	5	13	2	0	0	1	0	0	1	13	9	2	1	0
2012	Salem	.275	75	247	31	68	15	1	0	25	1	2	8	38	39	8	4	4
Minor Lg. Totals		.274	119	383	49	105	20	1	0	38	1	5	12	67	67	12	5	5

JACOBS, Brandon Foster**OF**

HT: 6'1"; **WT:** 225; **BATS:** Right; **THROWS:** Right; **BORN:** 12/8/1990 in Atlanta, GA; **RESIDES:** Snellville, GA; **SIGNED BY:** Tim Hyers; **ACQUIRED:** Red Sox 10th pick (10th round, 318th overall) in the June 2009 draft.

2012: Spent entire season at High-A Salem, placing among club leaders in games (3rd, 114), at-bats (T-2nd, 437), runs (T-2nd, 62), hits (3rd, 110), doubles (4th, 30), homers (3rd, 13), RBI (4th, 61), total bases (4th, 179), and stolen bases (4th, 17)...Batted .394 (37-for-94) with 7 home runs against southpaws...Went 19-for-62 (.306) with RISP and 2 outs...Made 82 appearances in left field and 27 in center field, collecting 11 total outfield assists...Reached safely in a Carolina League-high-tying 29 consecutive games from 4/16-7/11 at .342 (38-for-111) with 12 walks...Missed time on the DL from 5/19-31...Knocked a career-high 4 hits on 7/19 at Frederick...**2011:** Led Single-A Greenville in hits (134) and doubles (32) and was 2nd on the team and 4th among Red Sox minor leaguers with 30 stolen bases...Ranked 2nd in Boston's system and 6th among South Atlantic League qualifiers in batting (.303)...Also placed among Drive leaders in games (2nd, 115), at-bats (2nd, 442), runs (3rd, 75), homers (2nd, 17), RBI (2nd, 80), and walks (T-2nd, 43)...Selected to the SAL Mid- and Post-Season All-Star teams, going 2-for-4 with a double, a walk, and a run in the All-Star Game on 6/21 in Salisbury, MD...Reached safely in 22 consecutive games at a .325 clip (26-for-80) with 13 RBI and 19 runs from 7/22-8/18...Went 3-for-3 in stolen base attempts on 7/17 vs. Rome...Following the season, ranked by *Baseball America* as Boston's No. 2 outfield prospect and No. 6 prospect overall...Selected as the No. 8 prospect overall in the SAL by the same publication...**2010:** Paced Short-A Lowell in doubles (18), homers (6), extra-base hits (26), and total bases (97)...Also ranked among team leaders in hits (2nd, 57), SLG (2nd, .411), runs (T-2nd, 30), and RBI (3rd, 31)...Hit .308 (24-for-78) over his 1st 22 games...**2009:** Made his pro debut with 8 games for the Gulf Coast League Red Sox from 8/16-31...Appeared in 2 tilts in left field and the rest as DH...**PERSONAL:** Hit .511 with 7 homers, 16 RBI, and slugged 1.307 for Parkview (GA) High School in 2009...Had committed to Auburn University as a football recruit (running back).

YEAR	CLUB	AVG	G	AB	R	H	2B	3B	HR	RBI	SH	SF	HP	BB	SO	SB	CS	E
2009	GCL Red Sox	.250	8	24	1	6	2	0	0	0	0	0	1	2	8	0	0	0
2010	Lowell	.242	64	236	30	57	18	2	6	31	0	3	3	21	59	4	1	4
2011	Greenville	.303	115	442	75	134	32	3	17	80	0	5	12	43	123	30	7	4
2012	Salem	.252	114	437	62	110	30	0	13	61	0	3	8	39	128	17	9	5
Minor Lg. Totals		.270	301	1139	168	307	82	5	36	172	0	11	24	105	318	51	17	13

JEREZ, Williams A.**CF**

HT: 6'4"; **WT:** 190; **BATS:** Left; **THROWS:** Left; **BORN:** 5/16/1992 in Santiago, DR; **RESIDES:** Brooklyn, NY; **SIGNED BY:** Ray Fagnant; **ACQUIRED:** Red Sox 5th pick (2nd round, 81st overall) in the June 2011 draft.

2012: Played in 23 games with Short-A Lowell before missing the remainder of the season on the DL...Placed on the season-ending DL on 7/17...**2011:** Made pro debut with the Gulf Coast Red Sox on 7/16...Ranked among club leaders in triples (T-3rd, 3) and stolen bases (3rd, 5)...Hit safely in 11 of 12 games from 7/20-8/3 including a 7-game streak from 7/20-27 over which he batted .394 (13-for-33)...Went 3-for-4 with a season-high 4 RBI and 3 runs on 7/29 vs. the GCL Twins...**PERSONAL:** Attended Grand Street Campus High School in Brooklyn, NY...Led New York City's Public School Athletic League with a .692 AVG, 36 hits, .758 OBP, and 1.385 SLG in 2011...Tallied 5 homers, 32 RBI, and stole 26 bases.

YEAR	CLUB	AVG	G	AB	R	H	2B	3B	HR	RBI	SH	SF	HP	BB	SO	SB	CS	E
2011	GCL Red Sox	.248	32	129	12	32	2	3	0	12	4	1	1	6	33	5	3	0
2012	Lowell	.241	23	83	6	20	3	0	0	5	0	0	1	3	13	3	1	2
Minor Lg. Totals		.245	55	212	18	52	5	3	0	17	0	1	2	9	46	8	4	2

JIMENEZ, Elis Raul**RHP**

HT: 6'2"; **WT:** 175; **BATS:** Right; **THROWS:** Right; **BORN:** 6/26/1992 in Valencia, VZ; **RESIDES:** Chirigua, VZ; **SIGNED BY:** Angel Escobar; **ACQUIRED:** Signed by the Red Sox as an international free agent, 11/10/2009.

2012: Spent the season with the Gulf Coast League Red Sox, tying for 4th on the club with 3 wins...Posted a 1.08 ERA (3 ER/25.0 IP) with 23 strikeouts in 7 appearances as a reliever...Held right-handed batters to a .218 AVG (17-for-78)...Converted only save opportunity on 7/13 vs. the GCL Orioles...Fanned a season-high 7 batters over 6.0 scoreless innings on 7/23 at the GCL Rays, his longest outing of the year...**2011:** Led the Dominican Summer League Red Sox in games (21), saves (6), and was tops in ERA (2.02) among club qualifiers...Also placed 3rd among DSL Red Sox qualifiers in WHIP (0.86)...Ranked 2nd among league qualifiers with 1.10 unintentional walks per 9.0 innings (6 BB/49.0 IP) and 4th with 8.27 base

JIMENEZ, Elis Raul (CONT.)**RHP**

runners allowed per 9.0 innings...Tossed 12.1 scoreless innings over 6 consecutive relief appearances from 7/15-8/2... Tossed 4.1 hitless innings on 7/29 vs. the DSL Brewers...**2010:** Led the DSL Red Sox with 16 games and tied for the club lead with 4 saves...Went 4-for-4 in save opportunities...Tossed 2.0 or more innings in 12 of 16 relief appearances...Earned 1st career save on 6/10 vs. the DSL Pirates...Picked up 1st pro win after tossing 6.0 scoreless innings in relief on 8/10 vs. the DSL Indians.

YEAR	CLUB	W-L	ERA	G	GS	CG	SHO	SV	IP	H	R	ER	HR	HB	BB	SO	WP	BK
2010	DSL Red Sox	1-3	2.50	16	0	0	0	4	41.1	41	21	18	2	0	12	22	3	0
2011	DSL Red Sox	3-1	2.02	21	0	0	0	6	49.0	36	12	11	3	3	6	39	1	0
2012	GCL Red Sox	3-1	2.18	9	2	0	0	1	33.0	30	9	8	1	1	6	26	4	0
Minor Lg. Totals		7-5	2.70	46	2	0	0	11	123.1	107	42	37	6	4	24	87	8	0

JOHNS, Bryan Patrick**SS**

HT: 5'9"; **WT:** 180; **BATS:** Right; **THROWS:** Right; **BORN:** 11/18/1988 in Plano, TX; **RESIDES:** Nashville, TN; **SIGNED BY:** Danny Watkins; **ACQUIRED:** Signed by the Red Sox as a non-drafted free agent, 7/17/2011.

2012: Played the majority of the season at Single-A Greenville, ranking 3rd on the club with 50 walks...Appeared in a combined 62 games at 2nd base and 12 at shortstop...Batted .300 (15-for-50) with 6 doubles in 16 June games with the Drive...Knocked a season-high 3 doubles on 6/1 vs. Charleston...Transferred to Double-A Portland for 2 games from 6/14-16...Made pro debut at pitcher on 8/17 at Asheville, allowing 1 run on 2 hits in 1.0 inning of relief...Promoted to High-A Salem on 8/30 and appeared in 2 games...**2011:** Made his pro debut on 7/20 and played in 19 games with the Gulf Coast Red Sox...Started 6 games at 3rd base, 5 at 2nd base and 4 at shortstop...**PERSONAL:** Played 2 seasons at Vanderbilt University...Batted .370 with 13 doubles, and 22 RBI in 45 games in 1st year with the Commodores...Hit .434 with 23 doubles, 8 home runs, 22 stolen bases, and 78 RBI in 64 games for Howard (TX) College in 2008 and 2009...Won the Junior College National Championship in 2009.

YEAR	CLUB	AVG	G	AB	R	H	2B	3B	HR	RBI	SH	SF	HP	BB	SO	SB	CS	E
2011	GCL Red Sox	.151	19	53	6	8	1	0	0	3	0	1	1	2	14	1	1	3
2012	Greenville	.232	74	241	33	56	17	0	0	19	3	5	50	56	5	4	12	
	Salem	.143	2	7	1	1	0	0	0	0	0	0	1	3	0	0	0	
	Portland	.143	2	7	1	1	0	0	0	0	0	0	0	3	1	0	0	
Minor Lg. Totals		.214	97	308	41	66	18	0	0	22	3	4	6	52	76	7	5	15

JOHNSON, Christopher B. (Brian)**LHP**

HT: 6'3"; **WT:** 225; **BATS:** Left; **THROWS:** Left; **BORN:** 12/7/1990 in Cocoa Beach, FL; **RESIDES:** Cocoa Beach, FL; **SIGNED BY:** Anthony Turco; **ACQUIRED:** Red Sox 2nd pick (1st round, 31st overall) in the June 2012 draft.

2012: Made 4 starts with Short-A Lowell in his pro debut before going on the DL for the remainder of the season...**PERSONAL:** Went 22-12 with a 3.85 ERA (104 ER/243.1 IP) and 196 strikeouts in 49 appearances (46 starts) over 3 seasons at Florida, and also tallied a .324 AVG (155-for-478) with 29 doubles, 3 triples, 15 homers, and 91 RBI...Named a 1st-team All-American by the National Collegiate Baseball Writers Association, selected as a 2nd-Team Louisville Slugger All-American, earned his 2nd straight 1st-Team All-SEC selection, and was a finalists for the John Olerud 2-Way Player of the Year Award as a junior in 2012...Was a member of the USA Collegiate National Team in 2010 and 2011, while also playing with Yarmouth-Dennis of the Cape Cod League in 2011...Named to the SEC's All-Freshman Team as both a starting pitcher and designated hitter in 2010, and was chosen as a Freshman All-American by *Baseball America*...Named Florida Today Player of the Year and Brevard County Player of the Year as a junior in 2008 at Cocoa Beach (FL) High School...Originally selected in the 27th round of the June 2009 draft by the Dodgers but elected not to sign.

YEAR	CLUB	W-L	ERA	G	GS	CG	SHO	SV	IP	H	R	ER	HR	HB	BB	SO	WP	BK
2012	Lowell	0-0	0.00	4	4	0	0	0	5.2	2	0	0	0	0	1	4	0	0

JOHNSON, Matthew Taff (Matty)**OF**

HT: 5'8"; **WT:** 165; **BATS:** Switch; **THROWS:** Right; **BORN:** 4/10/1988 in Chicago, IL; **RESIDES:** Omaha, NE; **ACQUIRED:** Signed by the Red Sox as a non-drafted free agent, 9/30/2010.

2012: Played 48 games at High-A Salem after spending 2 stints on the DL...Appeared at all 3 outfield positions...Knocked 1st career home run on 6/4 vs. Winston-Salem...Played in 12 games at Short-A Lowell while on rehab from 8/16-29...**2011:** Batted .307 (61-for-199) with 7 doubles, 14 RBI, 38 runs, 29 walks, and 19 stolen bases in 60 games between Short-A Lowell and Single-A Greenville in his affiliated debut...Played in 2 games with the Drive prior to the start of the New York-Penn League season and also in 4 games from 7/6-10 and 8/10 through the end of the season...Led Lowell with a .321 AVG (min. 100 at-bats) and tied for 2nd with 15 stolen bases in 16 chances (93.8%)...Went 4-for-5 with 2 doubles and a season-high 4 runs on 6/24 vs. Tri-City...Began the NYPL season with Lowell and was named to the NYPL Mid-Season All-Star Team...**2010:** Named top independent league prospect by *Baseball America* after batting .313 (57-for-182) with a .429 OBP for the Frontier League's Gateway Grizzlies...Led the team with 3 triples and 24 stolen bases (30 chances) despite playing just 47 games...Drew 35 walks compared to just 20 strikeouts...Had his contract purchased by Boston on 9/30...**PERSONAL:** Led Bellevue (NE) University with a .427 AVG and 26 steals (32 chances) as a senior in 2010 and was named a 2nd-Team NAIA All-American as well as 1st-Team All-MCAC while earning a MCAC Gold Glove...Played for Sedalia of the summer collegiate MINK League before joining Gateway.

JOHNSON, Matthew Taff (Matty) (CONT.)**OF**

YEAR	CLUB	AVG	G	AB	R	H	2B	3B	HR	RBI	SH	SF	HP	BB	SO	SB	CS	E
2010	Gateway	.313	47	182	43	57	6	3	0	19	4	0	2	35	20	24	6	2
2011	Lowell	.321	32	109	21	35	6	1	0	8	1	0	2	16	17	15	1	1
	Greenville	.289	28	90	17	26	1	1	0	6	4	0	1	13	18	4	4	0
2012	Lowell	.191	12	47	7	9	0	0	0	1	0	0	0	5	13	4	0	1
	Salem	.265	48	155	28	41	10	1	1	17	2	2	1	21	23	5	6	0
Minor Lg. Totals		.277	120	401	73	111	17	3	1	32	7	2	4	55	71	28	11	2
Independent Lg. Totals		.313	47	182	43	57	6	3	0	19	4	0	2	35	20	24	6	2

JONES, Andrew Michael**RHP**

HT: 6'3"; **WT:** 185; **BATS:** Right; **THROWS:** Right; **BORN:** 5/1/1989 in Marietta, GA; **RESIDES:** Marietta, GA; **SIGNED BY:** Danny Watkins; **ACQUIRED:** Red Sox 21st pick (18th round, 562nd overall) in the June 2011 draft.

2012: Spent the entire season at High-A Salem, leading the squad with 39 appearances and 6 holds...Also placed 2nd among club leaders with 22 games finished and 3rd with 4 saves...Ranked 2nd among Carolina League relievers with 1.08 walks per 9.0 innings (9 BB/75.1 IP)...Surrendered just 2 home runs...Posted a 1.47 ERA (5 ER/30.2 IP) over his 1st 17 games of the season from 4/7-6/10, the 2nd lowest ERA by a pitcher with at least 30.0 innings pitched during that span...**2011:** Went 3-1 with 3 saves and a 1.41 ERA in 19 games between Gulf Coast League Red Sox, Short-A Lowell and Single-A Greenville...Made pro debut with the GCL Red Sox on 6/23 and played in 2 games before being transferred to the Spinners...Allowed 1 run on 8 hits in 9 appearances with Lowell...Named the Best Late-Round Pickup and Best Pro Debut award winner for a pitcher in the Red Sox organization by *Baseball America*...**PERSONAL:** Posted a 1.49 ERA and held opponents to a .184 AVG while striking out 35 and walking 6 in 36.1 innings for Samford (AL) University in 2011...Served as the Bulldogs' closer as a senior in 2011 and set a school record with 15 saves.

YEAR	CLUB	W-L	ERA	G	GS	CG	SHO	SV	IP	H	R	ER	HR	HB	BB	SO	WP	BK
2011	GCL Red Sox	1-0	2.45	2	0	0	0	0	3.2	2	1	1	1	1	0	2	0	0
	Lowell	1-0	0.87	9	0	0	0	1	10.1	8	1	1	0	0	0	4	2	0
	Greenville	1-1	1.50	8	0	0	0	2	18.0	11	3	3	0	1	2	15	0	0
2012	Salem	5-4	3.35	39	0	0	0	4	75.1	89	32	28	3	2	9	53	4	0
Minor Lg. Totals		8-5	2.77	58	0	0	0	7	107.1	110	37	33	4	4	11	74	6	0

KAMINSKA, Kyle S.**RHP**

HT: 6'4"; **WT:** 180; **BATS:** Left; **THROWS:** Right; **BORN:** 10/5/1988 in Wauseon, OH; **RESIDES:** Naperville, IL; **SIGNED BY:** Scott Engler (Marlins); **ACQUIRED:** From the Pittsburgh Pirates for RHP Zach Stewart, 12/6/12.

2012: Combined to go 9-4 with 1 save, a 4.19 ERA (38 ER) and 66 strikeouts compared to 11 walks in 81.2 innings over 40 games (4 GS) between 4 stops in the Pirates and Marlins systems...Spent most of the season with MIA's Double-A affiliate Jacksonville, making 31 appearances out of the bullpen....Went 5-2 with a 2.45 ERA (9 ER/33.0 IP) and 31 strikeouts over 20 outings from 4/17-7/4...Traded to PIT on 7/31 along with 1B Gaby Sanchez in exchange for OF Gorkys Hernandez and a 2013 competitive balance pick (2nd pick after 1st round)...After the season, made 6 starts for Scottsdale in the Arizona Fall League, compiling a 3-1 record with a 1.61 ERA (5 ER/28.0 IP), 21 strikeouts, and 4 walks...Acquired by BOS on 12/6 to complete the Zach Stewart trade...**2011:** Went 5-2 with a 2.58 ERA (27 ER/94.1 IP) in 32 appearances (5 GS) between High-A Jupiter and Jacksonville...Began the year with the Hammerheads, posting 10 straight scoreless outings (27.0 IP) from 4/15-6/8...**2010:** Limited to 12 games (9 GS) at Jupiter due to injury...Went on the DL on 5/30 and missed the rest of the season...Made 2 rehab starts with the Gulf Coast League Marlins on 6/29 and 7/4 but was never activated from the DL...**2009:** Spent the entire season at Single-A in his return to Greensboro...Fanned a season-high 9 batters on 6/19 at Kannapolis...Gave up 1 earned run while going at least 6.0 innings in 4 consecutive starts from 7/3-19, posting a 1.29 ERA (4 ER/28.0 IP) in that span...**2008:** Began the year with Jupiter but was promoted to Greensboro after just 2 starts...Spent most of the final month of the season on the DL, making a pair of starts between DL stints...**2007:** Made his pro debut in 5 games (4 GS) with the GCL Marlins...**PERSONAL:** Selected by FLA in the 25th round of the June 2007 draft.

YEAR	CLUB	W-L	ERA	G	GS	CG	SHO	SV	IP	H	R	ER	HR	HB	BB	SO	WP	BK
2007	GCL Marlins	1-1	2.84	5	4	0	0	0	19.0	18	9	6	3	3	4	14	0	1
2008	Greensboro	5-7	6.54	18	17	0	0	0	85.1	122	67	62	13	3	14	82	11	0
	Jupiter	0-1	7.00	2	2	0	0	0	9.0	7	9	7	1	0	2	11	0	0
2009	Greensboro	9-9	4.16	26	25	0	0	0	142.2	162	91	66	10	16	36	112	3	1
2010	GCL Marlins	0-0	4.50	2	2	0	0	0	8.0	13	6	4	0	1	1	1	0	0
	Jupiter	1-4	3.51	10	7	0	0	0	48.2	46	22	19	3	1	8	33	2	0
2011	Jupiter	3-1	2.33	25	5	0	0	0	77.1	69	25	20	5	2	16	69	1	0
	Jacksonville	2-1	3.71	7	0	0	0	0	17.0	16	8	7	1	1	4	12	1	0
2012	Jacksonville	6-3	5.11	31	0	0	0	1	49.1	70	31	28	9	2	9	42	4	0
	New Orleans	0-1	6.23	2	0	0	0	0	4.1	5	3	3	0	0	0	2	0	0
	Bradenton	2-0	1.69	3	3	0	0	0	16.0	10	3	3	0	0	2	11	0	0
	Altoona	1-0	3.00	4	1	0	0	0	12.0	13	4	4	0	0	0	11	1	0
Minor Lg. Totals		30-28	4.22	135	66	0	0	1	488.2	551	278	229	45	29	96	400	23	2

KAPSTEIN, Zachary (Zach)

HT: 6'2"; **WT:** 195; **BATS:** Right; **THROWS:** Right; **BORN:** 5/28/1992 in Providence, RI; **RESIDES:** Tiverton, RI; **SIGNED BY:** Ray Fagnant; **ACQUIRED:** Red Sox 46th pick (44th round, 1,343rd overall) in the June 2010 draft.

2012: Played the season with Short-A Lowell...Missed time on the DL from 8/22-9/20...**2011:** Posted a .400 AVG (24-for-60) in 22 games with the Gulf Coast League Red Sox...Played defensively at 1st base (7 games), left field (3), and right field (2)...Hit safely in 9 consecutive games at a .533 clip (16-for-30) from 8/5-23...Knocked 1st career home run in his final game of the season on 8/27 at the GCL Twins...**2010:** Played 8 games for the GCL Red Sox in his pro debut...**PERSONAL:** Hit .603 (41-for-68) with 5 homers and 22 RBI while stealing 24 bases in as many attempts as a senior for Tiverton (RI) High School in 2010...Is the nephew of Red Sox Senior Advisor for Baseball Projects Jeremy Kapstein.

YEAR	CLUB	AVG	G	AB	R	H	2B	3B	HR	RBI	SH	SF	HP	BB	SO	SB	CS	E
2010	GCL Red Sox	.000	8	5	0	0	0	0	0	0	0	0	1	2	2	0	0	0
2011	GCL Red Sox	.400	22	60	4	24	4	0	1	6	0	0	2	5	13	0	1	0
2012	Lowell	.160	26	81	9	13	3	0	0	2	0	0	3	7	31	0	0	1
Minor Lg. Totals		.253	56	146	13	37	7	0	1	8	0	0	6	14	46	0	1	1

KAPTEYN, Braden S.

HT: 6'4"; **WT:** 225; **BATS:** Right; **THROWS:** Right; **BORN:** 9/28/1989 in Munster, IL; **RESIDES:** Lansing, IL; **SIGNED BY:** Jon Adkins; **ACQUIRED:** Red Sox 18th pick (15th round, 472nd overall) in the June 2011 draft.

2012: Returned to Short-A Lowell, leading the club and all New York-Penn League relievers with a .107 opponent AVG (12-for-112)...Paced the Spinners with 7 saves, converting all of his opportunities...Also led Lowell with 16 games finished and ranked 2nd with 19 appearances...Surrendered just 3 runs over his final 17 games (30.2 IP, 0.88 ERA)...Allowed more than 1 hit in just 1 appearance (7/21 at CT)...Earned a 3.0-inning save on 8/4 at Staten Island, his longest outing of the season...**2011:** Played in 12 games with Lowell after making his pro debut on 7/2 at Connecticut...Struck out 22 in 14.0 innings...Held opponents to a .176 AVG (9-for-51)...Made only start on 9/2 at Connecticut...**PERSONAL:** Was a 2-way player at the University of Kentucky...In his career as a pitcher, went 7-3 with 8 saves and 91 strikeouts in 71.2 innings...Led the Wildcats offensively with 42 RBI and 42 runs in 2011 while batting .300...As a pitcher, played for Harwich of the Cape Cod League in 2010 and was named to the All-Star team...Selected in the 39th round of the June 2008 draft by San Francisco but did not sign...His brother, Wade, was in the Tigers system in 2009.

YEAR	CLUB	W-L	ERA	G	GS	CG	SHO	SV	IP	H	R	ER	HR	HB	BB	SO	WP	BK
2011	Lowell	0-0	12.21	12	1	0	0	0	14.0	9	19	19	0	6	22	22	18	0
2012	Lowell	0-1	1.82	19	0	0	0	7	34.2	12	8	7	0	5	23	35	6	0
Minor Lg. Totals		0-1	4.81	31	1	0	0	7	48.2	21	27	26	0	11	45	57	24	0

KEHRT, Jeremy

HT: 6'2"; **WT:** 190; **BATS:** Right; **THROWS:** Right; **BORN:** 12/21/1985 in Indianapolis, IN; **RESIDES:** Plainfield, IN; **SIGNED BY:** Chris Mears; **ACQUIRED:** Red Sox 49th pick (47th round, 1,423rd overall) in the June 2008 draft.

2012: Appeared in 29 games (17 GS) between High-A Salem, Double-A Portland and Triple-A Pawtucket, posting a 4.31 ERA (59 ER/123.1 IP)...Began the season with the Sea Dogs and placed 2nd on the club with 8 wins, 3rd with 108.1 innings and 5th with 66 strikeouts...Made 2 appearances apiece with Salem and Pawtucket from 6/8-23 before being transferred back to Portland on 6/26...Appeared exclusively as a starter after returning to the Sea Dogs, going 6-3 with a 3.66 ERA (29 ER/71.1 IP) in 13 starts from 6/27-8/31...Went unbeaten over his final 10 starts from 7/13, earning an Eastern League-best 6 wins in that span...Tossed 5.0 hitless innings to earn the win on 7/18 vs. Reading...After the season, went 4-2 with a 3.00 ERA (14 ER/42.0 IP) in 9 regular-season starts for Mayaguez of the Puerto Rican Winter League...**2011:** Went 4-2 with 1 save while posting a 4.44 ERA (46 ER/93.1 IP) in 29 games (8 starts) between Double-A Portland and Triple-A Pawtucket...Began and ended the season with the Sea Dogs with July spent at Pawtucket...Posted a 2.84 ERA (6 ER/19.0 IP) in 6 appearances in May for Portland and won the Sea Dogs Citizen of the Year award...After the season, went 2-1 in 10 games with Scottsdale of the Arizona Fall League...**2010:** Split time between the bullpen and the rotation with 2 stints each at High-A Salem and Portland, compiling a 6-12 record with a 4.79 ERA (76 ER/142.2 IP) in 31 games (21 starts)...Led Red Sox farmhands in innings...Was 2-1 with a 2.93 ERA (5 ER/15.1 IP) with Salem in May and compiled a 2.59 mark (9 ER/31.1 IP) with the Sea Dogs in June...Fanned at least 1 batter in 30 of his 31 outings...Tallied 15 K's with no walks over his last 3 starts (15.2 IP)...**2009:** Went 3-4 with 2 saves and a 3.07 ERA (26 ER/76.1 IP) in 16 games (5 starts) between Short-A Lowell and Single-A Greenville...Held opponents to a .221 clip (65-for-294)...Began the year with Lowell and recorded 30 K's compared to 2 walks in 21.2 innings...Fanned a club season-high 11 in a 6.0-inning relief outing on 7/9...Transferred to Greenville on 7/13 and went 2-0 with a 1.13 ERA (1 ER/8.0 IP) in 2 playoff outings...**2008:** Combined to go 3-2 with 1 save and a 3.29 ERA (20 ER/54.2 IP) between the Gulf Coast League Red Sox, Lowell and Greenville in his pro debut...Made 11 of his 13 outings in the GCL...**PERSONAL:** Attended the University of Southern Indiana.

MINOR LEAGUE PLAYERS, CONTINUED

KEHRT, Jeremy (CONT.)

RHP

YEAR	CLUB	W-L	ERA	G	GS	CG	SHO	SV	IP	H	R	ER	HR	HB	BB	SO	WP	BK
2008	GCL Red Sox	3-2	2.84	11	8	0	0	1	50.2	46	19	16	2	2	7	44	3	1
	Lowell	0-0	9.00	1	0	0	0	0	2.0	4	2	2	1	0	0	1	0	0
	Greenville	0-0	9.00	1	0	0	0	0	2.0	4	2	2	0	0	3	3	0	0
2009	Lowell	1-2	2.49	5	1	0	0	0	21.2	17	10	6	0	2	2	30	1	0
	Greenville	2-2	3.29	11	4	0	0	2	54.2	48	24	20	4	4	13	33	2	0
2010	Salem	3-1	3.65	11	2	0	0	3	37.0	40	23	15	3	2	13	32	3	0
	Portland	3-11	5.20	20	19	0	0	0	105.2	123	69	61	11	4	36	58	5	0
2011	Portland	3-2	4.64	22	6	0	0	1	77.2	88	48	40	11	1	23	38	5	0
	Pawtucket	1-0	3.45	7	2	0	0	0	15.2	19	9	6	3	2	5	14	3	0
2012	Salem	0-1	4.50	2	2	0	0	0	10.0	9	6	5	0	0	2	5	2	0
	Portland	8-3	4.15	25	14	0	0	0	108.1	125	56	50	10	4	31	66	3	0
	Pawtucket	0-0	7.20	2	1	0	0	0	5.0	7	4	4	1	0	1	3	0	0
Minor Lg. Totals		24-24	4.17	118	59	0	0	7	490.1	530	272	227	46	21	136	327	27	1

KLAFCZYNSKI, Benjamin J.

RHP

HT: 6'3"; **WT:** 195; **BATS:** Left; **THROWS:** Right; **BORN:** 9/21/1988 in Medina, OH; **RESIDES:** Medina, OH; **SIGNED BY:** Tim Adkins (Cubs); **ACQUIRED:** Signed by the Red Sox as a minor league free agent, 9/21/2012.

2012: Converted to a pitcher with Lake Erie of the Independent Frontier League...Released by the Chicago Cubs on 3/18 and spent the season with the Crushers...Tossed 10 consecutive scoreless innings from 7/27-8/7...Allowed 2 earned runs over his final 16 appearances of the season, including 6.1 scoreless frames over his last 5 outings...Signed by the Red Sox to a minor league contract on 9/21...**2011:** In 62 games between Short-A Boise and Single-A Peoria as an outfielder in the Cubs system, batted .236 (54-for-229) with 5 doubles, a triple, 2 homers, 24 RBI and 14 runs...Appeared in a combined 42 games in left field and 6 games in right field in his pro debut...Homered in his 1st game with the Chiefs on 7/10 after being promoted the previous day...Hit .321 (27-for-84) in 23 August contests...**PERSONAL:** Selected as a 2011 Mid-American Conference All-Star as a senior at Kent State University.

YEAR	CLUB	W-L	ERA	G	GS	CG	SHO	SV	IP	H	R	ER	HR	HB	BB	SO	WP	BK
2012	Lake Erie	4-1	2.22	31	0	0	0	1	44.2	29	14	11	1	4	31	40	5	0

KOBACK, Cody J.

CF

HT: 6'1"; **WT:** 185; **BATS:** Right; **THROWS:** Right; **BORN:** 4/20/1990 in Plover, WI; **RESIDES:** Plover, WI; **SIGNED BY:** Blair Henry; **ACQUIRED:** Red Sox 13th pick (10th round, 322nd overall) in the June 2011 draft.

2012: Made full-season debut with Single-A Greenville, tying for 4th on the club with 19 stolen bases...Appeared primarily in center field, collecting 8 assists and making 2 errors in 168 total chances (.988 %)...Missed time on the DL from 5/12-6/11...Hit .301 (25-for-83) with 6 doubles, 1 triple, 2 homers, 16 RBI, and 10 runs in 21 games in July...Named the Red Sox Minor League Defensive Player of the Month for August/September...**2011:** Reported to the Gulf Coast League Red Sox and made pro debut on 8/1 vs. the GCL Orioles...Went 8-for-25 (.320) with runners on base...Recorded a season-high 3 hits on 8/3 at the GCL Rays...**PERSONAL:** Led the University of Wisconsin Stevens Point with a .424 batting AVG along with 8 home runs and a school-record 7 triples in 2011.

YEAR	CLUB	AVG	G	AB	R	H	2B	3B	HR	RBI	SH	SF	HP	BB	SO	SB	CS	E
2011	GCL Red Sox	.291	19	55	11	16	3	0	1	8	0	0	7	6	14	0	1	2
2012	Greenville	.260	89	331	37	86	12	2	4	37	5	1	11	19	85	19	4	2
Minor Lg. Totals		.264	108	386	48	102	15	2	5	45	5	1	18	25	99	19	5	4

KRAUS, Kyle M.

RHP

HT: 5'11"; **WT:** 185; **BATS:** Right; **THROWS:** Right; **BORN:** 1/19/1990 in West Linn, OR; **RESIDES:** West Linn, OR; **SIGNED BY:** Pat Portugal; **ACQUIRED:** Red Sox 9th pick (7th round, 241st overall) in the June 2012 draft.

2012: Posted a 2.96 ERA (9 ER/27.1 IP) with 3 saves and 23 strikeouts compared to 4 walks over 16 games in his pro debut between Single-A Greenville and Short-A Lowell...Began the season with the Spinners, tying for 3rd on the club with 9 games finished...Spent time on the DL from 6/25-7/7...Went 3-for-3 in consecutive save opportunities with Lowell from 7/24-8/2...Promoted to the Drive on 8/7...Fanned a season-high 5 batters on 8/26 vs. Asheville...**PERSONAL:** Went 27-20 with a 3.30 ERA (149 ER/406.0 IP) in 60 appearances (56 GS) over his 4-year career at the University of Portland...Named to the All-WCC 1st Team and earned WCC All-Academic honorable mention as a senior in 2012.

YEAR	CLUB	W-L	ERA	G	GS	CG	SHO	SV	IP	H	R	ER	HR	HB	BB	SO	WP	BK
2011	Lowell	0-0	2.61	10	0	0	0	3	10.1	10	5	3	0	0	2	8	0	0
	Greenville	0-0	3.18	6	2	0	0	0	17.0	19	6	6	2	1	2	15	0	0
Minor Lg. Totals		0-0	2.96	16	2	0	0	3	27.1	29	11	9	2	1	4	23	0	0

KUKUK, Cody S.**LHP**

HT: 6'4"; **WT:** 200; **BATS:** Left; **THROWS:** Left; **BORN:** 4/10/1993 in McLouth, KS; **RESIDES:** Dallas, TX; **SIGNED BY:** Chris Mears; **ACQUIRED:** Red Sox 10th pick (7th round, 232nd overall) in the June 2011 draft.

2012: Made 5 appearances for the Gulf Coast League Red Sox in his pro debut...Struck out 16 batters in 10 innings...Gave up just 2 hits in 30 at-bats against right-handers (.067) while holding batters to a .083 mark overall (3-for-35)...Fanned a season-high 6 in 3.0 frames on 8/25 (vs. the GCL Twins)...**PERSONAL:** Went 7-1 with a 2.89 ERA (17 ER/53.0 IP) and 103 strikeouts as a senior at Lawrence (KS) Free State High School...Named a Louisville Slugger High School All-American in 2011 and both the Gatorade and Louisville Slugger Baseball Player of the Year for Kansas in 2010.

YEAR	CLUB	W-L	ERA	G	GS	CG	SHO	SV	IP	H	R	ER	HR	HB	BB	SO	WP	BK
2012	GCL Red Sox	2-0	0.90	5	0	0	0	0	10.0	3	2	1	0	2	3	16	3	0

KURCZ, Aaron**RHP**

HT: 6'0"; **WT:** 175; **BATS:** Right; **THROWS:** Right; **BORN:** 8/8/1990 in Las Vegas, NV; **RESIDES:** Las Vegas, NV; **SIGNED BY:** Steve McFarland (Cubs); **ACQUIRED:** From the Chicago Cubs as the PTBNL on 3/15/12 as part of the compensation for Theo Epstein becoming the President of Baseball Operations.

2012: Fanned 72 batters in 50.1 innings (12.87 K/9.0 IP) at Double-A Portland in his 1st season in the Red Sox system...Tied for the Sea Dogs lead with 6 holds, while also placing 4th on the club in appearances (29), saves (4), and strikeouts...Held opponents to a .221 AVG (42-for-190)...Acquired from the Cubs on 3/15 as the PTBNL along with RHP Chris Carpenter for a PTBNL (C Jair Bogaerts, 3/29/12) as compensation for Theo Epstein becoming the President of Baseball Operations...Posted a 1.32 ERA (2 ER/13.2 IP) with 2 saves over 7 May outings...Struck out all 5 batters faced on 5/3 vs. Trenton...**2011:** Named a Mid-Season Florida State League All-Star after striking out 9.95 batters per 9.0 innings (91 K's/82.1 IP)...Placed among High-A Daytona leaders in K's (2nd), appearances (4th, 32), starts (5th, 12), innings (5th), and holds (T-3rd, 4)...Held let-handed batters to a .194 AVG (28-for-144)...Went 3-2 with a 2.72 ERA (11 ER/36.1 IP) and 49 strikeouts as a reliever...Began the season as a starter and moved to the bullpen full time on 6/23...Allowed 2 runs over 6 outings (5 GS, 24.0 IP) for a 0.75 ERA from 4/24-5/23...Held opponents scoreless in 11 of 13 appearances in relief from 6/28-8/18...**2010:** Spent most of the season in Short-A after making his pro debut in the Rookie-level Arizona League...Appeared in 1 game with the AZL Cubs before being promoted to Boise on 6/27...Converted all 9 save opportunities, allowing just 1 run over 9.2 innings in save situations (0.93 ERA)...Did not allow an earned run in 21 of 25 appearances...Fanned all 6 batters faced on 8/27 at Tri-City...**PERSONAL:** Selected by the Cubs in 10th round of the June 2010 draft...Attended the College of Southern Nevada and the United States Air Force Academy.

YEAR	CLUB	W-L	ERA	G	GS	CG	SHO	SV	IP	H	R	ER	HR	HB	BB	SO	WP	BK
2010	AZL Cubs	0-0	0.00	1	0	0	0	0	1.0	0	0	0	0	0	0	2	0	0
	Boise	2-1	2.05	25	0	0	0	9	26.1	15	7	6	2	5	11	46	1	0
2011	Daytona	5-4	3.28	32	12	0	0	0	82.1	67	34	30	6	9	34	91	6	0
2012	Portland	3-4	3.04	29	0	0	0	4	50.1	42	21	17	4	2	27	72	6	1
Minor Lg. Totals		10-9	2.98	87	12	0	0	13	160.0	124	62	53	12	16	72	211	13	1

LARSON, Gregory David (Greg)**RHP**

HT: 6'8"; **WT:** 225; **BATS:** Right; **THROWS:** Right; **BORN:** 9/25/1989 in West Palm Beach, FL; **RESIDES:** Longwood, FL; **SIGNED BY:** Anthony Turco; **ACQUIRED:** Red Sox 22nd pick (20th round, 631st overall) in the June 2012 draft.

2012: Made his pro debut with Short-A Lowell, ranking among club leaders in appearances (T-4th, 15), saves (4th, 2), holds (T-1st, 2), and games finished (T-3rd, 9)...Held right-handed batters to a .208 AVG (16-for-77)...Allowed 3 hits in 17 at-bats (.176) with RISP and 2 outs...Posted a 1.29 ERA (3 ER/21.0 IP) over his final 10 outings of the season beginning 7/20...**PERSONAL:** Went 6-0 with a team-low 1.31 ERA in 31 appearances for the University of Florida as a senior in 2012...Holds the Gators career mark with 17 appearances in the NCAA Tournament...Originally selected by LAA in the 29th round of the June 2011 draft but did not sign.

YEAR	CLUB	W-L	ERA	G	GS	CG	SHO	SV	IP	H	R	ER	HR	HB	BB	SO	WP	BK
2012	Lowell	1-2	2.76	15	0	0	0	2	32.2	30	13	10	1	0	12	27	5	0

LATIMER, William L.**LHP**

HT: 6'3"; **WT:** 190; **BATS:** Left; **THROWS:** Left; **BORN:** 12/4/1985 in Bayfield, CO; **RESIDES:** Bayfield, CO; **SIGNED BY:** Jon Lukens; **ACQUIRED:** Red Sox 23rd pick (22nd round, 684th overall) in the June 2007 draft.

2012: Played the majority of the season at Double-A Portland with stints at Short-A Salem and Triple-A Pawtucket...In 32 games (2 GS) between the 3 stops, went 4-6 with a 5.40 ERA (42 ER/70.0 IP)...Gave up 3 runs in 20.2 innings (1.31 ERA) in 9 games from 5/4-6/20 with the Sea Dogs...Made Triple-A debut on 6/23 vs. Louisville...**2011:** Spent most of the season with Salem and was named to the Carolina League Mid- and Post-Season All-Star teams...Went 1-0 with 8 saves and a 3.21 ERA (30 ER/84.0 IP) in 39 games between Salem and Portland...Led Salem hurlers (min. 50.0 IP) with a 2.93 ERA (25 ER/76.2 IP)...Also tied for the club lead with 36 appearances and was tied for 4th among Sox minor leaguers with a career-high 8 saves...Appeared in final 3 games with the Sea Dogs after transfer on 8/24...**2010:** Led Salem relievers in innings (77.2) and strikeouts (68) over a career-high 38 appearances, 2nd on the club...Finished 3rd among CL relievers in unintentional walks per 9.0 IP (2.43)...Converted 2 of 4 save chances...Turned in a 2.89 ERA (12 ER/37.1 IP) in 18 relief outings prior to the All-Star Break...**2009:** Combined to go 2-1 with 1 save and a 3.00 ERA (13 ER/39.0 IP) over 23 outings between Portland, Short-A Lowell and Single-A Greenville...Made his Double-A debut with 3 appearances with Portland to begin the season...Fanned 26 in 22.2 frames with the Spinners and ended the year with the Drive...**2008:** Was limited to 1 game due to injury...**2007:** Made his pro debut with the Gulf Coast Red Sox...**PERSONAL:** Attended Trinidad State (CO) Jr. College.

MINOR LEAGUE PLAYERS, CONTINUED

LATIMER, William L. (CONT.)

LHP

YEAR	CLUB	W-L	ERA	G	GS	CG	SHO	SV	IP	H	R	ER	HR	HB	BB	SO	WP	BK
2007	GCL Red Sox	1-0	5.40	2	0	0	0	0	3.1	3	2	2	1	0	4	1	0	0
2008	Greenville	0-0	0.00	1	0	0	0	0	2.0	2	0	0	0	0	0	0	0	0
2009	Lowell	1-0	2.78	13	0	0	0	1	22.2	19	11	7	0	0	12	26	7	0
	Greenville	1-1	2.92	7	0	0	0	0	12.1	11	6	4	2	0	5	11	1	0
	Portland	0-0	4.50	3	0	0	0	0	4.0	6	3	2	0	0	5	2	0	0
2010	Salem	5-6	3.48	38	0	0	0	2	77.2	87	43	30	4	1	21	68	4	0
2011	Salem	1-0	2.93	36	0	0	0	8	76.2	64	30	25	5	2	20	61	0	0
	Portland	0-0	6.14	3	0	0	0	0	7.1	9	5	5	0	0	2	6	0	0
2012	Salem	2-1	7.15	5	0	0	0	0	11.1	15	9	9	2	0	5	12	0	0
	Portland	2-3	4.81	22	2	0	0	0	48.2	53	26	26	5	0	17	38	1	0
	Pawtucket	0-2	6.30	5	0	0	0	0	10.0	13	7	7	4	0	4	5	1	0
Minor Lg. Totals		13-13	3.82	135	2	0	0	11	276.0	282	142	117	23	3	95	230	14	0

LeBLANC, Lucas Paul

OF

HT: 6'2"; **WT:** 200; **BATS:** Right; **THROWS:** Right; **BORN:** 5/7/1989 in Lockport, LA; **RESIDES:** Lockport, LA; **SIGNED BY:** Matt Dorey; **ACQUIRED:** Red Sox 13th pick (11th round, 353rd overall) in the June 2010 draft.

2012: Played in 75 games between Single-A Greenville and High-A Salem after missing time with multiple trips to the DL...Combined to hit .232 (57-for-246) with 14 doubles, 3 homers, 24 RBI, and 32 runs...Began the year with the Drive and batted .353 (12-for-34) in 9 games in May...Collected 4 hits, 5 RBI, and 3 runs on 6/8 at Hickory, all season highs...Promoted to Salem on 6/21...**2011:** Made his pro debut and played the majority of the season with Single-A Greenville before going on the DL on 7/4...Had a 5-game rehab stint with the Gulf Coast League Red Sox and then played final game of the season with Short-A Lowell...Batted .226 (57-for-252) in 67 games between the 3 stops...Appeared in 29 games in right field, 13 in center field, and 15 in left field...Drove in a season-high 5 runs on 5/12 at Asheville...**PERSONAL:** Hit .420 for Delgado (LA) Community College in 2010...Led the team with 17 doubles, 7 triples, 11 homers, 67 RBI, and 23 stolen bases as a sophomore...Named 1st team All-American for the National Junior College Athletic Association...Had committed to LSU.

YEAR	CLUB	AVG	G	AB	R	H	2B	3B	HR	RBI	SH	SF	HP	BB	SO	SB	CS	E
2011	GCL Red Sox	.364	5	11	0	4	1	0	0	0	0	0	1	1	1	0	0	0
	Lowell	.000	1	3	0	0	0	0	0	0	0	0	0	0	3	0	0	0
	Greenville	.223	61	238	28	53	8	3	1	31	0	0	4	7	69	10	5	2
2012	Greenville	.264	34	121	16	32	6	0	3	15	1	2	5	9	31	1	3	3
	Salem	.200	41	125	16	25	8	1	0	9	4	1	5	10	33	1	4	1
Minor Lg. Totals		.229	142	498	60	114	23	4	4	55	5	3	15	27	137	12	12	6

LIGHT, Patrick James (Pat)

RHP

HT: 6'5"; **WT:** 195; **BATS:** Right; **THROWS:** Right; **BORN:** 3/29/1991 in Colts Neck, NJ; **RESIDES:** Colts Neck, NJ; **SIGNED BY:** Ray Fagnant; **ACQUIRED:** Red Sox 3rd pick (sandwich pick between the 1st and 2nd rounds, 37th overall) in the June 2012 draft.

2012: Made his pro debut with Short-A Lowell, tying for 2nd on the club with 12 starts...Did not throw more than 3.0 innings in any outing...Held opponents to 1 earned run or less in 10 of 12 appearances...Struck out 30 compared to just 5 walks...Fanned a season-high 6 batters in 3.0 innings on 8/16 vs. Aberdeen...Following the season, ranked by *Baseball America* as the No. 17 prospect overall in the New York-Penn League...**PERSONAL:** Went 14-14 with a 3.84 ERA (100 ER/234.1 IP), 196 strikeouts, and just 52 walks in 3 seasons at Monmouth, becoming the highest draft pick in school history...Set single-season school records as a junior in 2012 with 102 strikeouts, tops in the Northeast Conference, and 101.1 innings pitched en route to being named 2012 New Jersey Collegiate Baseball Association Pitcher of the Year as well as 3rd-Team Louisville Slugger All-American and 1st-Team All-Northeast Conference...Named a 2-time NEC Pitcher of the Week in 2012 and also earned a Collegiate Baseball/Louisville Slugger National Player of the Week Award...Selected to the 2011 Northeast Conference All-Tournament Team and 2010 NJCBA All-Rookie squad...Played for Chatham in the Cape Cod League in 2011...Helped Christian Brothers (NJ) Academy to a State and 2A-North Sectional Championship...Originally selected by the Twins in the 28th round of the June 2009 draft but did not sign.

YEAR	CLUB	W-L	ERA	G	GS	CG	SHO	SV	IP	H	R	ER	HR	HB	BB	SO	WP	BK
2012	Lowell	0-2	2.37	12	12	0	0	0	30.1	27	9	8	1	1	5	30	2	0

LIN, Tzu-Wei

INF

HT: 5'9"; **WT:** 155; **BATS:** Left; **THROWS:** Right; **BORN:** 2/15/1994 in Kaohsiung County, Taiwan; **RESIDES:** Kaohsiung County, Taiwan; **SIGNED BY:** Louie Lin, Jon Deeble and Eddie Romero; **ACQUIRED:** Signed by the Red Sox as an international free agent, 6/16/2012.

2012: Made his pro debut in 29 games with the Gulf Coast Red Sox...Ranked 4th on the club with 21 runs and 5th with 16 walks...Collected a season-high 3 hits on 7/18 at the GCL Orioles...Following the season, rated by *Baseball America* as the fastest base runner in the Red Sox system and No. 8 prospect overall in the Gulf Coast League...**PERSONAL:** Won tournament MVP after hitting .607 in 32 plate appearances over 7 games at the 2010 World Junior Championship.

YEAR	CLUB	AVG	G	AB	R	H	2B	3B	HR	RBI	SH	SF	HP	BB	SO	SB	CS	E
2012	GCL Red Sox	.255	29	110	21	28	5	1	0	16	1	3	0	16	28	4	2	6

LINARES, Juan Carlos - See Page 203

OF

LOCKWOOD, Tyler Christian**RHP**

HT: 6'0"; **WT:** 185; **BATS:** Right; **THROWS:** Right; **BORN:** 12/9/1987 in Houston, TX; **RESIDES:** Sugarland, TX; **SIGNED BY:** Jim Robinson; **ACQUIRED:** Red Sox 27th pick (25th round, 773rd overall) in the June 2010 draft.

2012: Spent the majority of the season at Single-A in his return to Greenville...Led Red Sox minor leaguers with 48 appearances and tied for 4th in the system with 9 saves...Paced the Drive and ranked 3rd in the South Atlantic League with 36 games finished...Allowed a combined 4 hits in 21 opponent at-bats (.190) with the bases loaded...Posted a 1.93 ERA (2 ER/9.1 IP) in 8 outings with Greenville in June...Made 4 relief appearances with High-A Salem from 6/28-7/6...**2011:** Ranked 3rd in the SAL with 1.17 unintentional walks per 9.0 innings (9 BB/69.0 IP) with Greenville...Went 3-0 and converted 2 of 3 save opportunities with a 3.31 ERA (6 ER/16.1 IP) and 14 strikeouts in 8 games in April...Struck out a career-high 5 batters in 2.0 innings on 5/8 at Kannapolis...Spent time on the DL from 7/7-17...**2010:** Made his pro debut with Short-A Lowell and tied for the team lead with 4 saves in 5 chances...Went more than 1.0 inning in 10 of his 16 outings...Earned his 1st win with 3.0 shutout frames on 8/20 vs. Hudson Valley...**PERSONAL:** Went 6-2 with 9 saves and a 2.19 ERA as Texas Christian University's closer in 2010...Made 23 starts and 65 relief appearances in his 4 years with the Horned Frogs and was 1st team all-conference as a starter in 2008.

YEAR	CLUB	W-L	ERA	G	GS	CG	SHO	SV	IP	H	R	ER	HR	HB	BB	SO	WP	BK
2010	Lowell	1-0	4.00	16	0	0	0	4	27.0	31	15	12	1	1	9	18	0	0
2011	Greenville	5-8	6.00	39	0	0	0	3	69.0	106	52	46	8	8	9	62	5	0
2012	Greenville	5-3	3.46	44	0	0	0	9	65.0	70	29	25	4	2	27	52	8	0
	Salem	0-0	6.75	4	0	0	0	0	8.0	13	7	6	1	1	2	2	1	0
Minor Lg. Totals		11-11	4.74	103	0	0	0	16	169.0	220	103	89	14	12	47	134	14	0

LOPEZ, Deiner Antonio**INF**

HT: 6'0"; **WT:** 165; **BATS:** Switch; **THROWS:** Right; **BORN:** 5/30/1994 in Santa Barbara, VZ; **RESIDES:** Santa Barbara, VZ; **SIGNED BY:** Ernesto Gomez; **ACQUIRED:** Signed by the Red Sox as an international free agent, 9/1/2010.

2012: Played 37 games with the Gulf Coast League Red Sox, ranking among club leaders in doubles (5th, 8), hits (T-5th, 31), and steals (T-3rd, 7)...Made 2 errors in 142 total chances (.986%) at 2nd base...Batted .340 (17-for-50) with 7 doubles against southpaws...Went 11-for-33 (.333) with RISP...Hit .328 (19-for-58) with 5 doubles over 20 games in July...Collected a season-high 3 hits on 8/4 at the GCL Twins...**2011:** Made his pro debut with the DSL Red Sox...Led the club in triples (4), RBI (34), and runs (tied, 43)...Also ranked among team leaders in hits (3rd, 55), doubles (3rd, 9), and stolen bases (2nd, 17)...Played in 26 games at 2nd base, 3 at 3rd base, 10 at shortstop, 13 in left field, and also appeared in 9 games at designated hitter...Knocked 1st career home run on 7/31 vs. the DSL Mets2.

YEAR	CLUB	AVG	G	AB	R	H	2B	3B	HR	RBI	SH	SF	HP	BB	SO	SB	CS	E
2011	DSL Red Sox	.250	61	220	43	55	9	4	1	34	3	0	12	40	48	17	6	12
2012	GCL Red Sox	.267	37	116	17	31	8	0	0	12	2	0	3	10	25	7	2	5
Minor Lg. Totals		.256	98	336	60	86	17	4	1	46	5	0	15	50	73	24	8	17

LOYA, Jesus Alan**OF**

HT: 5'11"; **WT:** 175; **BATS:** Left; **THROWS:** Right; **BORN:** 6/15/1992 in Chihuahua, Mexico; **RESIDES:** Chihuahua, Mexico; **SIGNED BY:** Mike Lord; **ACQUIRED:** Signed by the Red Sox as an international free agent, 1/19/2010.

2012: Appeared in 12 games with the Gulf Coast League Red Sox before missing the rest of the season on the DL...Hit safely in 10 of 12 contests, including multiple hits 5 times...Went 10-for-22 (.455) against left-handers...**2011:** In his 1st season in the US, led the GCL Red Sox in at-bats (191) and runs scored (25)...Ranked 2nd on the club in hits (51) and stolen bases (13) and was 3rd in games (48), doubles (9), and walks (12)...Batted .295 (39-for-132) with 7 doubles and 2 homers against right-handers...Recorded a career-high 4 hits on 7/22 at the GCL Twins...Hit 1st professional home run on 8/11 at the GCL Rays...Following the season, played 7 games for Hermosillo of the Mexican Pacific League...**2010:** Placed 5th in the Dominican Summer League in at-bats (256) in his 1st pro season...Led the DSL Red Sox in triples (6) and ranked among club leaders in games (2nd, 69), at-bats (2nd), hits (2nd, 68), stolen bases (2nd, 15), batting (3rd, .266), and total bases (3rd, 88)...Hit .326 (30-for-92) in July...Posted a .994 fielding pct. (1 E/156 TC)...Appeared in 4 games for Hermosillo of the MPL after the season, making just 1 error for a .994 fielding pct. (156 TC).

YEAR	CLUB	AVG	G	AB	R	H	2B	3B	HR	RBI	SH	SF	HP	BB	SO	SB	CS	E
2010	DSL Red Sox	.266	69	256	34	68	8	6	0	27	1	4	2	41	45	15	6	1
2011	GCL Red Sox	.267	48	191	25	51	9	0	2	8	2	1	5	12	34	13	3	4
2012	GCL Red Sox	.425	12	40	4	17	3	0	0	7	0	0	0	0	2	4	0	1
Minor Lg. Totals		.279	129	487	63	136	20	6	2	42	3	5	7	53	81	32	9	6

MADDOX, Austin D.**RHP**

HT: 6'2"; **WT:** 220; **BATS:** Right; **THROWS:** Right; **BORN:** 5/13/1991 in Jacksonville, FL; **RESIDES:** Jacksonville, FL; **SIGNED BY:** Anthony Turco; **ACQUIRED:** Red Sox 5th pick (3rd round, 118th overall) in the June 2012 draft.

2012: Played in 4 games between Short-A Lowell and the Gulf Coast League Red Sox in his pro debut...**PERSONAL:** Went 3-3 with 12 saves, a 2.44 ERA (15 ER/55.1 IP), 57 strikeouts, and 11 walks in 32 appearances primarily as closer as a junior at Florida in 2012...Named a 3rd-team All-American by the National Collegiate Baseball Writers Association in 2012...Chosen to the SEC Academic Honor Roll in 2011 and selected as both the SEC's Freshman of the Year and a 3rd-team All-American by the NCBWA in 2010...Selected as the Florida Times-Union's All-1st Coast Baseball Player of the Year as a senior at Eagle's View Academy in 2009 after helping his team to a pair of state championships...Originally selected by the Tampa Bay in the 37th round of the June 2009 draft but did not sign.

MADDUX, Austin D. (CONT.)**RHP**

YEAR	CLUB	W-L	ERA	G	GS	CG	SHO	SV	IP	H	R	ER	HR	HB	BB	SO	WP	BK
2012	GCL Red Sox	0-1	1.80	3	3	0	0	0	5.0	4	1	1	0	0	0	4	0	0
	Lowell	0-0	0.00	1	1	0	0	0	3.0	2	0	0	0	0	1	4	0	0
Minor Lg. Totals		0-1	1.13	4	4	0	0	0	8.0	6	1	1	0	0	2	8	0	0

MAGEE, Brandon Alonzo**OF**

HT: 6'0"; **WT:** 225; **BATS:** Left; **THROWS:** Right; **BORN:** 10/22/1990 in Harbor City, CA; **RESIDES:** Chandler, AZ; **SIGNED BY:** Vaughn Williams; **ACQUIRED:** Red Sox 25th pick (23rd round, 721st overall) in the June 2012 draft.

2013: Will be his 1st pro season...**PERSONAL:** Was a 3-year letterman with the Arizona State University baseball team and a 4-year letterman on the Sun Devils football team as a linebacker...Led the ASU football team with 113 tackles as a senior in 2012...Originally selected by Tampa Bay in the 29th round of the June 2008 draft and then by Oakland in the 21st round of the June 2011 draft, but did not sign with either team.

MAGER, Kevin Joseph**INF**

HT: 6'2"; **WT:** 185; **BATS:** Right; **THROWS:** Right; **BORN:** 5/16/1989 in Middletown, NJ; **RESIDES:** Middletown, NJ; **SIGNED BY:** Laz Gutierrez; **ACQUIRED:** Signed by the Red Sox as a non-drafted free agent, 6/18/2012.

2012: Made pro debut with the Gulf Coast League Red Sox, tying for 4th on the club with 17 RBI and 5th with 117 at-bats... Appeared in 14 games in left field, 10 at 1st base, 7 at 3rd base, 2 at 2nd base, and 3 at DH...Tossed 1.0 inning of relief on 7/20 vs. the GCL Twins...Played in 3 games with Short-A Lowell after his promotion on 8/30...**PERSONAL:** Batted .332 in 49 contests during his senior season at Division II Rollins College...Led the team in OBP (.416), runs (35), RBI (35), and walks (27), and finished 2nd in SLG (.435)...Selected to the All-Sunshine State Conference Second Team in 2012.

YEAR	CLUB	AVG	G	AB	R	H	2B	3B	HR	RBI	SH	SF	HP	BB	SO	SB	CS	E
2012	GCL Red Sox	.205	32	117	7	24	6	1	0	17	1	0	4	9	22	0	1	3
	Lowell	.200	3	10	0	2	0	0	0	0	0	0	0	4	4	0	0	0
Minor Lg. Totals		.205	35	127	7	26	6	1	0	17	1	0	4	9	26	0	1	3

MAIER, Mitch - See Page 205**OF****MARGOT, Manuel****OF**

HT: 5'11"; **WT:** 170; **BATS:** Right; **THROWS:** Right; **BORN:** 9/28/1994 in San Cristobal, DR; **RESIDES:** San Cristobal, DR; **SIGNED BY:** Manny Nanita and Craig Shipley; **ACQUIRED:** Signed by the Red Sox as an international free agent, 7/2/2011.

2012: Named the Red Sox Minor League Latin Program Player of the Year after making his pro debut with the Dominican Summer League Red Sox...Paced the club in hits (74), RBI (45), stolen bases (33), runs (49), and total bases (110)...Selected as a DSL All-Star after ranking 3rd in the league in stolen bases and tied for 2nd with 260 at-bats...Had 22 multi-hit games... Hit .314 (27-for-86) against southpaws...Chosen as the Red Sox Minor League Base Stealer of the Month for June after swiping 14 bags in 15 attempts...Went 3-for-5 with a triple, homer, and 6 RBI in his 1st pro game on 6/2 at the DSL Mets... Batted .351 (26-for-74) with 6 extra-base hits and 13 runs in 20 August contests.

YEAR	CLUB	AVG	G	AB	R	H	2B	3B	HR	RBI	SH	SF	HP	BB	SO	SB	CS	E
2012	DSL Red Sox	.285	68	260	49	74	10	7	4	45	0	5	8	36	25	33	9	3

MARQUIS, Matthew C.**OF**

HT: 6'0"; **WT:** 200; **BATS:** Right; **THROWS:** Right; **BORN:** 2/22/1990 in Philadelphia, PA; **RESIDES:** Annandale, NJ; **SIGNED BY:** Chris Calciano; **ACQUIRED:** Red Sox 44th pick (41st round, 1,252nd overall) in the June 2011 draft.

2012: In 79 games between High-A Salem, Single-A Greenville and Short-A Lowell, hit .221 (58-for-263) with 10 doubles, 3 triples, 4 homers, 27 RBI, 28 runs, and 7 stolen bases...Played all 3 outfield positions between the 3 stops, collecting 7 assists...Began and ended his season with the Drive, batting .290 (9-for-31) in 8 games in April...Ranked 3rd on the Spinners with 2 triples and tied for 4th with 3 homers...**2011:** Made pro debut with the Gulf Coast League Red Sox on 8/4 vs. the GCL Rays, his only game at that level...Played 25 games with Lowell after being transferred on 8/6...Combined to hit .333 (28-for-101) between both stops...Knocked 1st professional homer in 1st game with the Spinners on 8/6 vs. Connecticut... Posted a season-high 4 hits and 3 runs on 8/12 at Jamestown...**PERSONAL:** Attended Vanderbilt University for freshman year and transferred to the University of Maryland, where he played 2 seasons...Hit .255 with a team-high 5 home runs as a sophomore...Selected by Boston in the 28th round of the June 2008 draft but did not sign.

YEAR	CLUB	AVG	G	AB	R	H	2B	3B	HR	RBI	SH	SF	HP	BB	SO	SB	CS	E
2011	GCL Red Sox	.000	1	1	0	0	0	0	0	0	0	1	1	1	0	0	0	0
	Lowell	.337	25	83	12	28	4	0	3	13	0	1	4	10	21	0	2	0
2012	Lowell	.226	32	115	12	26	3	2	3	16	1	0	2	14	48	6	1	2
	Greenville	.235	37	115	14	27	6	1	1	10	0	0	4	12	40	0	1	0
	Salem	.152	10	33	2	5	1	0	0	1	1	0	0	2	14	1	0	1
Minor Lg. Totals		.248	105	347	40	86	14	3	7	40	2	1	11	39	123	7	4	3

MARRERO, Deven - See Page 208**INF**

MARTIN, Christopher R.**RHP**

HT: 6'7"; **WT:** 175; **BATS:** Right; **THROWS:** Right; **BORN:** 6/2/1986 in Arlington, TX; **RESIDES:** Arlington, TX; **ACQUIRED:** Signed by the Red Sox as a non-drafted free agent, 3/31/2011.

2012: Returned to Double-A Portland and spent the entire campaign with the Sea Dogs...Began the season as a starter after primarily pitching as a reliever last year...Held left-handed opponents to a .215 AVG (28-for-130)...Recorded a season-high 8 strikeouts on 6/21 vs. Harrisburg...Went back to the bullpen on 8/1 after returning from his 2nd stint on the DL... After the season, went 1-0 with 2 holds, a 3.38 ERA (4 ER/10.2 IP), and 12 strikeouts compared to 1 walk in 7 appearances for Surprise of the Arizona Fall League...**2011:** Had contract purchased from the Grand Prairie AirHogs of the independent American Association on 3/31...Went 6-2 with 4 saves and a 2.55 ERA (21 ER/74.0 IP) in 23 games between Single-A Greenville, High-A Salem, and Portland...Lasted at least 2.0 innings in 20 of 22 relief appearances...Earned 4 wins in 6 relief appearances for the Drive...Made only start on 6/24 at Lexington in final appearance for Greenville...Transferred to Salem on 6/29 and tied for 3rd on club with 4 saves...Sent to Portland on 8/19 and appeared in 3 games...**2010:** Went 4-0 with a 1.96 ERA and 36 strikeouts in 36.2 innings for Grand Prairie...**PERSONAL:** Attended McLennan (TX) Community College in 2005...Selected in June 2004 draft by Detroit and then in the June 2005 draft by Colorado but did not sign with either club.

YEAR	CLUB	W-L	ERA	G	GS	CG	SHO	SV	IP	H	R	ER	HR	HB	BB	SO	WP	BK
2010	Grand Prairie	4-0	1.96	13	4	0	0	0	36.2	34	11	8	0	0	9	36	0	---
2011	Greenville	4-0	2.17	7	1	0	0	0	29.0	16	7	7	1	3	6	28	0	0
	Salem	2-1	0.92	13	0	0	0	4	39.1	29	4	4	0	3	6	24	0	0
	Portland	0-1	15.88	3	0	0	0	0	5.2	12	10	12	2	0	1	3	0	0
2012	Portland	3-6	4.48	23	12	0	0	0	76.1	83	42	38	4	6	18	65	2	0
Minor Lg. Totals		9-8	3.53	46	13	0	0	4	150.1	140	63	59	7	12	31	120	2	0
Independent Lg. Totals		4-0	1.96	13	4	0	0	0	36.2	34	11	8	0	0	9	36	0	---

MCCARTHY, Michael**RHP**

HT: 6'3"; **WT:** 185; **BATS:** Right; **THROWS:** Right; **BORN:** 11/18/1987 in Walnut Creek, CA; **RESIDES:** Brentwood, CA; **SIGNED BY:** Jim Woodward; **ACQUIRED:** Red Sox 17th pick (14th round, 442nd overall) in the June 2011 draft.

2012: Played the majority of the season at Single-A Greenville in his full-season debut...Went 5-5 with a 3.35 ERA (33 ER/88.2 IP) and 71 strikeouts in 31 games (8 GS) between the Drive and High-A Salem... Posted a combined 2.74 ERA (13 ER/42.2 IP) as a starter after appearing exclusively out of the bullpen in his 1st 20 appearances of the year...Started 4 of his final 6 games for the Drive and 4 of his 5 contests at Salem after being promoted to the Carolina League on 8/8...Allowed 1 run over 7.0 innings in a win on 8/30 vs. Frederick...**2011:** Led Short-A Lowell with 4 saves and tied for the club lead with 17 appearances in his pro debut...Struck out the side in order in his 1st career game on 6/20 at Vermont (1.0 IP)...Did not allow a hit to a lead-off batter (0-for-14, 3 BB)...**PERSONAL:** Posted a 1.62 ERA with 116 strikeouts and 28 walks in 127.2 innings over 17 games (16 starts) as a redshirt senior for California State University-Bakersfield.

YEAR	CLUB	W-L	ERA	G	GS	CG	SHO	SV	IP	H	R	ER	HR	HB	BB	SO	WP	BK
2011	Lowell	1-1	4.64	17	0	0	0	4	21.1	16	12	11	2	2	10	27	2	0
2012	Greenville	3-4	3.66	26	4	0	0	1	64.0	55	29	26	1	3	24	51	9	0
	Salem	2-1	2.55	5	4	0	0	0	24.2	25	9	7	1	1	4	20	0	0
Minor Lg. Totals		6-6	3.60	48	8	0	0	5	110.0	96	50	44	4	6	38	98	11	0

MCGEARY, John Anthony (Jack)**LHP**

HT: 6'3"; **WT:** 195; **BATS:** Left; **THROWS:** Left; **BORN:** 3/19/1989 in Boston, MA; **RESIDES:** Newton, MA; **SIGNED BY:** Mike Alberts (Washington); **ACQUIRED:** Selected from the Washington Nationals in the Triple-A phase of the Rule 5 Draft on 12/6/2012.

2012: Began and ended the season on the DL, missing most of the year...Appeared in 6 games in July and August with Short-A Auburn after making 2 rehab starts with the Gulf Coast League Nationals...Selected by the Red Sox in the Triple-A Phase of the Rule 5 draft on 12/6...**2011:** Missed most of season rehabbing an injury before pitching in 5 games with GCL Nationals...**2010:** Started 8 games with Single-A Hagerstown before suffering a season-ending injury...**2009:** Made a combined career-high 26 starts between Hagerstown and Single-A Vermont, going 2-12 with a 5.54 ERA (69 ER/112.0 IP)...**2008:** Led the Rookie-level GCL with 64 strikeouts...Posted a 4.92 strikeout-to-walk ratio (64 K/13 BB) in 12 starts...Went 2-1 with a 2.19 ERA (7 ER/28.2 IP) and 35 strikeouts in his final 5 regular season starts...**2007:** Made pro debut in 2 games (1 GS) with Vermont...**PERSONAL:** Named the 2007 Gatorade Player of the Year for Massachusetts after going 6-1 with a 0.88 ERA in 7 starts as a senior at Roxbury Latin (MA) High School...Earned ABCA/Rawlings Third-Team High School All-American honors...Entered the 2007 season as a *Baseball America* Preseason High School First-Team All-American.

YEAR	CLUB	W-L	ERA	G	GS	CG	SHO	SV	IP	H	R	ER	HR	HB	BB	SO	WP	BK
2007	Vermont	0-1	13.50	2	1	0	0	0	2.2	3	5	4	0	0	5	4	1	0
2008	GCL Nationals	2-2	4.07	12	12	0	0	0	59.2	61	34	27	2	6	13	64	10	1
	Vermont	0-0	4.50	1	1	0	0	0	4.0	6	2	2	0	1	3	5	0	0
2009	Hagerstown	0-6	6.79	13	13	0	0	0	55.2	58	48	42	4	2	45	44	9	1
	Vermont	2-6	4.31	13	13	0	0	0	56.1	61	43	27	5	4	41	45	4	1
2010	Hagerstown	4-1	4.62	8	8	0	0	0	39.0	38	22	20	4	5	15	32	4	2
2011	GCL Nationals	0-1	2.81	5	5	0	0	0	16.0	13	6	5	0	3	7	12	2	0
2012	GCL Nationals	0-0	5.40	2	0	0	0	0	1.2	1	1	1	0	1	4	1	2	0
	Auburn	0-1	7.04	6	0	0	0	0	7.2	6	7	6	0	3	9	5	4	0
Minor Lg. Totals		6-6	3.60	48	8	0	0	5	110.0	96	50	44	4	6	38	98	11	0

McGRATH, Daniel**LHP**

HT: 6'2"; **WT:** 200; **BATS:** Right; **THROWS:** Left; **BORN:** 7/7/1994 in Templestowe, Australia; **RESIDES:** Templestowe, Australia; **SIGNED BY:** Jon Deeble; **ACQUIRED:** Signed by the Red Sox as an international free agent, 2/7/2012.

2013: Will be 1st pro season.

MELENDEZ, Oscar Eduardo**RHP**

HT: 6'1"; **WT:** 150; **BATS:** Right; **THROWS:** Right; **BORN:** 10/13/1993 in Azua, DR; **RESIDES:** Azua, DR; **SIGNED BY:** Manny Nanita; **ACQUIRED:** Signed by the Red Sox as an international free agent, 9/27/2010.

2012: Spent the entire season with the Gulf Coast League Red Sox...Recorded a season-high 5 strikeouts on 7/16 vs. the GCL Rays...Converted his only save opportunity on 8/21 vs. the GCL Orioles...**2011:** Played the majority of his 1st professional season with the Dominican Summer League Red Sox...Following his transfer on 8/20, played final 2 games with the Gulf Coast League Red Sox...Went 4-3 with 2 saves and a 2.54 ERA (17 ER/60.1 IP) overall...Ranked 3rd on the DSL Red Sox with 52.1 innings and tied for 3rd with 4 wins and 2 saves...Went 1-1 with a 1.74 ERA (2 ER/10.1) in 2 starts...Combined to go 3-0 with 2 saves and a 1.72 ERA (7 ER/36.2 IP) in 9 outings in June and July.

YEAR	CLUB	W-L	ERA	G	GS	CG	SHO	SV	IP	H	R	ER	HR	HB	BB	SO	WP	BK
2011	DSL Red Sox	4-2	2.58	13	2	0	0	2	52.1	63	22	15	2	3	12	19	6	0
	GCL Red Sox	0-1	2.25	2	0	0	0	0	8.0	6	2	2	0	0	1	4	0	0
2012	GCL Red Sox	1-1	4.83	12	0	0	0	1	31.2	38	20	17	0	3	11	23	6	2
Minor Lg. Totals		5-4	3.33	27	2	0	0	3	92.0	107	44	34	2	6	24	46	12	2

MENESES, Heiker Albert**INF**

HT: 5'9"; **WT:** 160; **BATS:** Right; **THROWS:** Right; **BORN:** 7/1/1991 in Caracas, VZ; **RESIDES:** Guarenas, VZ; **SIGNED BY:** Angel Escobar; **ACQUIRED:** Signed by the Red Sox as an international free agent, 10/23/2007.

2012: In 103 games between High-A Salem and Double-A Portland, batted .246 (93-for-377) with 42 RBI, 47 runs, and 19 stolen bases...Appeared in 44 games at 2nd base, 40 at shortstop, and 22 at 3rd base...Combined to hit .345 (30-for-87) against southpaws...Began the season with the Sea Dogs before missing time on the DL from 4/29-5/9...Transferred to Salem on 6/10 and placed 2nd on the club with 4 triples and 3rd with 18 steals...Hit safely in 10 straight games from 7/23-8/4 at .318 (14-for-44) with 5 extra-base hits and 10 RBI...After the season, played in 1 game for La Guaira of the Venezuelan Winter League...**2011:** Batted .295 (115-for-390) with 18 doubles, 7 triples, 3 home runs, 41 RBI, 74 runs, and 25 stolen bases in 101 games between Single-A Greenville, Salem, and Portland in his 1st full season...Tied for the Red Sox minor league lead in triples (7) and had the 4th-highest AVG (.295)...Began the season with the Drive and was transferred to Portland on 7/5...Played in 24 games with Portland and was sent to Salem on 8/9, where he ranked 2nd on the club with 5 triples in 26 games...Hit safely in 1st 12 games with Salem at a .438 clip (21-for-48) from 8/9-21 with 5 doubles and 3 triples...After the season, played 2 games for Tiburones de La Guaira of the Venezuelan Winter League...**2010:** Paced the Gulf Coast League in games (56) and at-bats (208), and led the circuit's 3rd basemen in fielding pct. (.949)...Also topped the GCL Red Sox in steals (17) and was 2nd in hits (52) and total bases (75)...Hit safely in 17 of 19 tilts, 7/1-22, including a pair of 8-game runs...**2009:** Led the Dominican Summer League Red Sox with 25 stolen bases...Led league shortstops with 130 putouts...**2008:** Made his pro debut with the DSL Red Sox.

YEAR	CLUB	AVG	G	AB	R	H	2B	3B	HR	RBI	SH	SF	HP	BB	SO	SB	CS	E
2008	DSL Red Sox	.220	43	132	20	29	1	2	0	16	1	0	4	29	44	9	3	4
2009	DSL Red Sox	.199	65	216	48	43	2	6	1	17	4	1	13	34	68	25	5	28
2010	GCL Red Sox	.250	56	208	27	52	8	3	3	24	2	0	4	12	47	17	6	8
2011	Greenville	.277	51	206	38	57	6	2	2	22	2	0	8	18	56	17	5	4
	Salem	.356	26	101	23	36	9	5	1	13	1	1	3	8	24	6	1	2
	Portland	.265	24	83	13	22	3	0	0	6	0	1	3	3	25	2	0	10
2012	Salem	.272	62	250	35	68	16	4	2	32	5	2	7	9	55	18	11	6
	Portland	.197	41	127	12	25	1	1	1	10	3	0	2	13	33	1	3	9
Minor Lg. Totals		.251	368	1323	216	332	46	23	10	140	18	5	44	126	352	95	34	71

MERCEDES, Simon**RHP**

HT: 6'4"; **WT:** 200; **BATS:** Right; **THROWS:** Right; **BORN:** 2/17/1992 in Santo Domingo, DR; **RESIDES:** Santo Domingo, DR; **SIGNED BY:** Manny Nanita and Eddie Romero; **ACQUIRED:** Signed by the Red Sox as an international free agent, 3/14/2012.

2012: Made 1 start for the Dominican Summer League Red Sox in his pro debut.

YEAR	CLUB	W-L	ERA	G	GS	CG	SHO	SV	IP	H	R	ER	HR	HB	BB	SO	WP	BK
2012	DSL Red Sox	0-0	0.00	1	1	0	0	0	4.0	4	0	0	0	1	2	4	0	0

MEYERS, Michael**INF**

HT: 6'1"; **WT:** 175; **BATS:** Right; **THROWS:** Right; **BORN:** 12/28/1993 in Las Vegas, NV; **RESIDES:** Las Vegas, NV; **SIGNED BY:** Jim Woodward; **ACQUIRED:** Red Sox 14th pick (12th round, 391st overall) in the June 2012 draft.

2012: Made his pro debut in 30 games with the Gulf Coast League, placing 5th on the squad with 44 total bases...Batted .391 (25-for-64) with 7 doubles against right-handed pitchers...Went 8-for-24 (.333) with RISP...Played 18 games at 2nd base and 5 at shortstop...Knocked 1st career home run on 8/7 at the GCL Orioles...Led the GCL with a .446 AVG (25-for-56) in August, .057 higher than the next qualifying hitter...Also finished August with a league-high-tying 9 doubles along with 10 RBI and 10 runs in 18 games...Notched multiple hits in 4 consecutive games from 8/10-14...**PERSONAL:** Named to the 2012 Nevada All-State baseball 1st team as a senior at Silverado HS (NV).

MEYERS, Michael (CONT.)**INF**

YEAR	CLUB	AVG	G	AB	R	H	2B	3B	HR	RBI	SH	SF	HP	BB	SO	SB	CS	E
2012	GCL Red Sox	.337	30	92	12	31	10	0	1	10	1	0	0	7	36	2	0	5

MILLER, Michael**INF**

HT: 5'9"; **WT:** 170; **BATS:** Right; **THROWS:** Right; **BORN:** 9/27/1989 in Concord, CA; **RESIDES:** Concord, CA; **SIGNED BY:** Jim Woodward; **ACQUIRED:** Red Sox 11th pick (9th round, 301st overall) in the June 2012 draft.

2012: Made his pro debut with Short-A Lowell, ranking 2nd on the club and 3rd in the New York-Penn League with 21 stolen bases...Led the Spinners in at-bats (64), hits (69), and doubles (tied, 14), while placing 2nd in games (66), runs (39), and total bases (88)...Appeared in 31 games at shortstop, 29 at 3rd base, and 6 at 1st base...Hit .311 (28-for-90) when leading off an inning...Reached safely in 22 consecutive away games from 7/6-8/23 at .291 (25-for-86) with 17 walks...Knocked 1st career homer on 8/10 at Hudson Valley...**PERSONAL:** Selected to the All-Big West Conference 1st Team as a senior in 2012 after leading California Polytechnic State - San Luis Obispo with a .354 AVG (87-for-246).

YEAR	CLUB	AVG	G	AB	R	H	2B	3B	HR	RBI	SH	SF	HP	BB	SO	SB	CS	E
2012	Lowell	.261	66	264	39	69	14	1	1	15	1	0	1	29	35	21	3	6

MINNICH, Nathan**1B**

HT: 6'3"; **WT:** 245; **BATS:** Left; **THROWS:** Right; **BORN:** 7/21/1990 in Waynesboro, PA; **RESIDES:** Waynesboro, PA; **SIGNED BY:** Jon Adkins; **ACQUIRED:** Red Sox 10th pick (8th round, 271st overall) in the June 2012 draft.

2012: Played in 39 games in his pro debut between Short-A Lowell and the Gulf Coast League Red Sox, batting .201 (28-for-139) with 5 doubles, 1 triple, 20 RBI, 15 runs, and 25 walks...Began the season with the Spinners and transferred to the GCL on 7/15...Ranked 3rd on the GCL Sox with 21 walks and tied for 4th with 17 RBI...Collected a season-high 4 hits on 7/17 at the GCL Rays and ended July with a .324 AVG (11-for-34) with 10 RBI in 10 games...**PERSONAL:** Won the 2012 Tino Martinez Award as most outstanding player in Division II college baseball as a senior at Sheppard University (WV) after leading the level with .980 SLG and hitting .487 (74-for-152) with 12 doubles, a school-record 21 homers, 72 RBI, and 69 runs...Set the career mark for homers at Sheppard with 58.

YEAR	CLUB	AVG	G	AB	R	H	2B	3B	HR	RBI	SH	SF	HP	BB	SO	SB	CS	E
2012	GCL Red Sox	.232	27	95	13	22	5	1	0	17	0	3	1	21	34	0	0	4
	Lowell	.136	12	44	2	6	0	0	0	3	0	0	3	4	13	0	0	3
	Minor Lg. Totals	.201	39	139	15	28	5	1	0	20	0	3	4	25	47	0	0	7

MOANAROA, Crew Tipene (Boss)**1B**

HT: 6'1"; **WT:** 200; **BATS:** Left; **THROWS:** Right; **BORN:** 7/12/1991 in Newcastle, Australia; **RESIDES:** Newcastle, Australia; **SIGNED BY:** Jon Deeble; **ACQUIRED:** Signed by the Red Sox as an international free agent, 5/20/2008.

2012: Ranked 4th in the South Atlantic League with 77 walks after spending the entire season with Single-A Greenville...Placed 4th among Drive leaders in games (110), at-bats (359), and hits (94)...Collected a career-high 4 walks on 5/6 vs. Rome...Hit in 15 consecutive contests from 5/15-6/1 at .400 (22-for-55) with 7 doubles, 2 homers, 11 RBI, and 14 runs...Swiped his 1st career base on 6/27 at Rome...After the season, played in 34 games with Sydney in the Australian Baseball League...**2011:** Ranked 2nd on Short-A Lowell in games (58), RBI (31), and walks (29), and was 3rd in triples (3)...Batted .340 (17-for-50) with 5 doubles, 23 RBI, and 12 walks with runners in scoring position...After the season, batted .273 (36-for-132) with 6 doubles, 5 homers, and 22 RBI in 39 games with Sydney in the ABL...**2010:** Appeared in 18 games in a return to the Gulf Coast League, including 15 at 1st base...Connected for his 1st career HR in his season debut, 6/21 vs. the GCL Rays...Went 10-for-27 (.370) with 2 homers and 7 RBI over his 1st 9 games...After the season, hit .278 (22-for-79) with 4 homers and 12 RBI in 23 games with Sydney in the ABL...**2009:** Made his pro debut with the GCL Red Sox, appearing in all 29 games...Finished 3rd on the team (min. 50 at-bats) with a .289 AVG (28-for-97)...Hit .372 (16-for-43) in August...Batted .452 (14-for-31) during an 8-game hit streak to end the season...**2008:** Spent 2 weeks in Fort Myers after signing...Participated in the MLB Academy in Queensland...**PERSONAL:** Brother, Moko, was in the Sox system, 2008-11.

YEAR	CLUB	AVG	G	AB	R	H	2B	3B	HR	RBI	SH	SF	HP	BB	SO	SB	CS	E
2009	GCL Red Sox	.289	29	97	8	28	4	0	0	7	0	1	0	12	26	0	0	3
2010	GCL Red Sox	.268	18	56	8	15	3	0	2	9	0	1	1	9	14	0	0	3
2011	Lowell	.241	58	203	23	49	11	3	5	31	0	0	1	29	73	0	0	8
2012	Greenville	.262	110	359	48	94	20	1	5	49	0	8	4	77	113	1	1	10
	Minor Lg. Totals	.260	215	715	87	186	38	4	12	96	0	10	6	127	226	1	1	24

MONTAS, Francelis**RHP**

HT: 6'2"; **WT:** 185; **BATS:** Right; **THROWS:** Right; **BORN:** 3/21/1993 in Sainagua, DR; **RESIDES:** Sainagua, DR; **SIGNED BY:** Manny Nanita; **ACQUIRED:** Signed by the Red Sox as an international free agent, 12/14/2009.

2011: Played most of his season with the Gulf Coast League Red Sox, ranking 2nd on the club with 9 starts and 41 strikeouts and 4th with 40.2 innings...Held right-handed batters to a combined .216 AVG (24-for-111)...Allowed 2 runs over his 1st 4 starts of the season (13.0 IP, 1.38 ERA) from 6/21-7/9...Earned only win on 7/31 vs. the GCL Orioles...Promoted to Short-A Lowell on 8/30 and made 1 start...Following the season, ranked by *Baseball America* as the No. 20 prospect overall in the GCL...**2011:** Appeared in 5 games for the Dominican Summer League Red Sox...Held right-handed opponents to a .154 AVG (6-for-39)...Did not allow a hit or run in 1st 2 starts on 5/28 vs. the DSL Yankees (2.0 IP) and 6/3 vs. the DSL Athletics (3.0)...**2010:** Appeared in 12 games (4 starts) in his pro debut with the DSL Red Sox.

MINOR LEAGUE PLAYERS, CONTINUED

MONTAS, Francelis (CONT.)

RHP

YEAR	CLUB	W-L	ERA	G	GS	CG	SHO	SV	IP	H	R	ER	HR	HB	BB	SO	WP	BK
2010	DSL Red Sox	0-3	9.55	12	4	0	0	0	21.2	28	30	23	2	8	18	18	4	0
2011	DSL Red Sox	0-1	4.26	5	5	0	0	0	12.2	7	7	6	0	1	12	12	2	0
2012	GCL Red Sox	1-5	3.98	12	9	0	0	0	40.2	34	22	18	0	3	12	41	4	0
	Lowell	0-0	0.00	1	1	0	0	0	3.2	5	1	0	0	0	1	4	0	0
Minor Lg. Totals		1-9	5.38	30	19	0	0	0	78.2	74	60	47	2	12	43	75	10	0

MOORE, Nicholas Robert (Nick)

3B

HT: 6'2"; **WT:** 200; **BATS:** Switch; **THROWS:** Right; **BORN:** 12/9/1992 in Snellville, GA; **RESIDES:** Auburn, GA; **SIGNED BY:** Tim Hyers; **ACQUIRED:** Red Sox 33rd pick (30th round, 922nd overall) in the June 2011 draft.

2012: Spent the majority of the season with the Gulf Coast League Red Sox, leading the club and placing among league leaders in runs (T-3rd, 33) and walks (2nd, 32)...Also paced the GCL Sox with 3 homers and ranked among leaders in games (3rd, 50), at-bats (4th, 175), hits (3rd, 44), triples (3rd, 2), RBI (3rd, 24), total bases (4th, 63), and stolen bases (T-3rd, 7)...Batted .297 (22-for-74) with 5 doubles and 20 runs in 22 games in July...Promoted to Short-A Lowell on 8/30 and played 7 games with the Spinners...**2011:** Made pro debut in 15 games with the GCL Red Sox...Hit 1st pro homer on 8/13 at the GCL Twins...**PERSONAL:** Batted .400 with 6 home runs, 27 RBI, 32 runs and 12 stolen bases for Brookwood (GA) High School as a senior in 2011.

YEAR	CLUB	AVG	G	AB	R	H	2B	3B	HR	RBI	SH	SF	HP	BB	SO	SB	CS	E
2011	GCL Red Sox	.184	15	49	8	9	1	1	1	6	0	0	1	11	17	0	2	3
2012	GCL Red Sox	.251	50	175	33	44	6	2	3	24	1	2	1	32	46	7	1	16
	Lowell	.115	7	26	0	3	0	0	0	1	1	0	0	2	12	0	0	1
Minor Lg. Totals		.224	72	250	41	56	7	3	4	31	2	2	2	45	75	7	3	20

NATOLI, Nicholas J (Nick)

SS

HT: 6'1"; **WT:** 195; **BATS:** Right; **THROWS:** Right; **BORN:** 1/17/1988 in Ellicott City, MD; **RESIDES:** Ellicott City, MD; **SIGNED BY:** Chris Calciano; **ACQUIRED:** Signed by the Red Sox as a non-drafted free agent, 6/16/2011.

2012: In 72 games between Single-A Greenville and Double-A Portland, batted .201 (42-for-209) with 13 doubles, 14 RBI, and 31 runs...Appeared in 39 games at shortstop, 21 at 3rd base, and 10 at 2nd base...Knocked 1st pro homer on 5/6 vs. Rome...**2011:** Hit .271 (13-for-48) in 19 games between the Gulf Coast League Red Sox and Short-A Lowell...Made pro debut with GCL Red Sox on 6/22 vs. the GCL Orioles...Transferred to the Spinners on 7/5...**PERSONAL:** Batted .314 with 17 doubles, 4 home runs, 32 RBI, 38 runs, and 19 stolen bases for Towson (MD) University as a senior in 2011...Named Colonial Athletic Association Defensive Player of the Year in 2008 and 2011...Earned All-CAA honors in 2008, 2010, and 2011...Selected as CAA's best defensive infielder in pre-season poll of CAA coaches by College Baseball Insider in 2011.

YEAR	CLUB	AVG	G	AB	R	H	2B	3B	HR	RBI	SH	SF	HP	BB	SO	SB	CS	E
2011	GCL Red Sox	.263	8	19	1	5	2	0	0	0	0	0	1	6	3	0	0	0
	Lowell	.276	11	29	3	8	2	0	0	3	0	0	0	3	1	0	0	4
2012	Greenville	.228	48	136	27	31	10	0	1	13	3	1	3	30	34	8	0	8
	Portland	.151	24	73	4	11	3	0	0	1	1	0	0	12	16	0	0	8
Minor Lg. Totals		.214	91	257	35	55	17	0	1	17	4	1	4	51	54	8	0	20

OGANDO, Nefi Ismael

RHP

HT: 6'2"; **WT:** 185; **BATS:** Right; **THROWS:** Right; **BORN:** 6/3/1989 in Santo Domingo, DR; **RESIDES:** Santo Domingo, DR; **SIGNED BY:** Manny Nanita; **ACQUIRED:** Signed by the Red Sox as an international free agent, 6/14/2010.

2012: Ranked 3rd on the Drive with 38 appearances in his full-season debut with Single-A Greenville...Held left-handed hitters to a .188 AVG (19-for-101)...Collected 1st career save on 5/18 vs. West Virginia...Was 3-0 with a save and a 2.68 ERA (13 ER/43.2 IP) over 19 games in the 2nd half of the season...Went at least 2.0 innings in 22 of his final 25 outings...Did not allow a run in 7 August appearances (18.2 IP)...Tossed 4.0 hitless frames on 8/9 at Savannah...**2011:** Led Short-A Lowell with 49.0 innings pitched as a reliever...Ranked among club leaders in games (T-3rd, 15) and innings (3rd, 57.1), and was 3rd among qualifiers in ERA (2.83)...Held opponents to a .198 AVG (23-for-116) with runners on base...Went 1-3 with a 2.39 ERA (13 ER/49.0 IP) in 13 relief appearances and 0-2 with a 5.40 ERA (5 ER/8.1 IP) in 2 starts...Tossed 2.0 or more innings in all 13 relief outings...**2010:** Appeared in 11 games for the Red Sox Dominican Summer League team in his 1st pro campaign...Began the season in the bullpen but started each of his last 4 games, 7/30-8/20, going 2-1 with a 1.89 ERA (4 ER/19.0 IP) in that role...Recorded at least 1 strikeout in each of his last 10 outings.

YEAR	CLUB	W-L	ERA	G	GS	CG	SHO	SV	IP	H	R	ER	HR	HB	BB	SO	WP	BK
2010	DSL Red Sox	3-1	2.91	11	4	0	0	0	34.0	33	15	11	1	0	15	31	2	0
2011	Lowell	1-5	2.83	15	2	0	0	0	57.1	53	26	18	2	2	31	38	5	0
2012	Greenville	4-4	3.70	38	0	0	0	2	75.1	72	34	31	3	5	34	54	7	1
Minor Lg. Totals		8-10	3.24	64	6	0	0	2	166.2	158	75	60	6	7	80	123	14	1

OLIVARES, Gerardo Jonas**C**

HT: 5'11"; **WT:** 185; **BATS:** Right; **THROWS:** Right; **BORN:** 8/14/1988 in San Francisco de Macoris, DR; **RESIDES:** San Francisco de Macoris, DR; **SIGNED BY:** Eddy Toledo; **ACQUIRED:** Selected from the Tampa Bay Rays in the Double-A phase of the Rule 5 Draft on 12/8/2011.

2012: A converted catcher, went 2-1 with a 1.71 ERA (5 ER/26.1 IP) and 26 strikeouts in 18 appearances between the Gulf Coast League Red Sox and Short-A Lowell in his 1st year as a pitcher...In his 1st season in the Red Sox system, led the GCL Sox with 5 saves and 13 games finished, and tied for 3rd with 13 appearances...Converted all 5 save opportunities...Allowed 1 run in 17.1 innings (0.52 ERA) in the GCL before being promoted to the Spinners on 8/9...**2011:** Led Short-A Hudson Valley in SLG (.488) and AVG (.298), and was 2nd in OPS (.843) (min. 75 at-bats)...Appeared in 10 games as a catcher and 13 as a designated hitter...Caught 6 of 7 (85.7%) attempted base stealers...Hit in 14 of 15 games to start the season (6/17-7/17) including 10 straight from 6/17-7/1...Acquired from Tampa Bay in the Double-A phase of the Rule 5 Draft on 12/8...**2010:** Caught 16 of 40 (40.0%) attempted base stealers with Rookie-level Princeton...Hit .342 (13-for-38) in 12 games in August...**2009:** Led the Gulf Coast League Rays with 51 games, 179 at-bats, 46 hits, 12 doubles, 21 RBI, and 60 total bases...Batted .338 (26-for-77) with runners on base...Caught 10 of 33 (30.3%) attempted base stealers...**2008:** Ranked among Dominican Summer League Rays leaders in hits (3rd, 54), doubles (2nd, 13), homers (T-1st, 4), RBI (T-2nd, 34), and total bases (T-3rd, 79), and placed 3rd among qualifiers in SLG (.407)...Caught 24 of 54 (44.4%) attempted base stealers...Batted .356 (16-for-45) with 2 homers in 13 games in August...Knocked a career-high 3 doubles on 6/2 vs. DSL White Sox...**2007:** Signed by Tampa Bay as an international free agent on 5/4 and assigned to the DSL...Ranked among club leaders in at-bats (3rd, 196), hits (3rd, 51), and doubles (T-3rd, 10), and placed among qualifiers in AVG (2nd, .260)...Caught 17 of 64 (26.6%) attempted base stealers...Hit .311 (14-for-45) in 16 games in June.

YEAR	CLUB	W-L	ERA	G	GS	CG	SHO	SV	IP	H	R	ER	HR	HB	BB	SO	WP	BK
2012	GCL Red Sox	1-0	0.52	13	0	0	0	5	17.1	15	1	1	0	2	3	20	3	0
	Lowell	1-1	4.00	5	0	0	0	0	9.0	8	5	4	2	0	3	6	1	0
Minor Lg. Totals		2-1	1.71	18	0	0	0	5	26.1	23	6	5	2	2	6	26	4	0

ORTEGA, Luis David**LHP**

HT: 5'10"; **WT:** 155; **BATS:** Left; **THROWS:** Left; **BORN:** 4/20/1993 in Salcedo, DR; **RESIDES:** Santo Domingo, DR; **SIGNED BY:** Victor Rodriguez and Craig Shipley; **ACQUIRED:** Signed by the Red Sox as an international free agent, 7/2/2011.

2012: Made his pro debut with the Dominican Summer League Red Sox, ranking among team leaders in wins (T-1st, 6), ERA (2nd, 2.12), starts (3rd, 13), and innings (3rd, 59.1)...Went 4-0 with a 1.14 ERA (4 ER/31.2 IP) over his final 6 starts of the season from 7/20-8/20...Allowed just 1 hit and fanned a season-high 6 over a 5.0-inning complete-game shutout on 7/20 vs. the DSL Mets.

YEAR	CLUB	W-L	ERA	G	GS	CG	SHO	SV	IP	H	R	ER	HR	HB	BB	SO	WP	BK
2012	DSL Red Sox	6-3	2.12	13	13	1	1	0	59.1	55	22	14	1	2	16	29	4	1

ORTEGA, Yunior Esteban**RHP**

HT: 5'11"; **WT:** 170; **BATS:** Right; **THROWS:** Right; **BORN:** 8/10/1991 in Mao, DR; **RESIDES:** Puerto Plata, DR; **SIGNED BY:** Victor Torres; **ACQUIRED:** Signed by the Red Sox as an international free agent, 8/20/2008.

2012: Led Short-A Lowell with 20 appearances and 2 holds (tied) while placing among club leaders in innings (T-4th, 55.0), strikeouts (4th, 45), saves (2nd, 4), and games finished (2nd, 11)...Allowed 1.08 walks per 9.0 innings (6 BB/50.0 IP), 4th among New York-Penn League relievers...Held right-handed opponents to a .220 AVG (27-for-123)...Gave up 5 hits in 25 at-bats (.200) with RISP and 2 outs...Made only start on 7/5 at Auburn...Posted a .230 ERA (4 ER/15.2 IP) in 10 outings from 8/8 to the end of the season...**2011:** Converted from a starter to a reliever to begin the season with the Gulf Coast League Red Sox...Ranked 5th in the GCL with 1.60 unintentional walks per 9.0 innings...Led the GCL Red Sox in games (20) and shared the lead in wins (5) and saves (4)...Held right-handed opponents to a .207 AVG (19-for-92)...Did not allow a run over 4 consecutive appearances from 7/11-20 (11.1 IP)...**2010:** Returned to the Dominican Summer League Red Sox and led club starters with a 1.91 ERA (15 ER/70.2 IP)...Paced the club in innings (70.2) and strikeouts (42) while tying for the lead in wins (5) and starts (14)...Posted a 4-1 record and a 1.24 ERA (7 ER/50.2 IP) over his 1st 10 starts, 5/29-7/23...Held opponents to 1 earned run or less in 10 of his 14 starts...Started team shutouts on 6/20 vs. the DSL Rays (6.0 IP), 7/14 vs. the DSL Royals (6.0 IP) and 7/23 at the DSL Mets2 (5.0 IP)...**2009:** Tied for 2nd on the DSL Red Sox with 5 wins in his 1st pro season and ranked 3rd among club qualifiers in ERA (1.84)...Issued just 15 walks and led the club with a 1.02 WHIP...Posted a 2.05 ERA (10 ER/44.0 IP) while going 5-0, tied for the DSL lead in wins, over an 8-start stretch from 6/18-7/29.

YEAR	CLUB	W-L	ERA	G	GS	CG	SHO	SV	IP	H	R	ER	HR	HB	BB	SO	WP	BK
2009	DSL Red Sox	5-1	1.84	13	13	0	0	0	63.2	50	20	13	2	3	15	58	3	0
2010	DSL Red Sox	5-1	1.91	14	14	0	0	0	70.2	60	21	15	1	7	21	42	4	0
2011	GCL Red Sox	5-3	3.43	20	0	0	0	4	39.1	32	17	15	5	1	8	33	2	3
2012	Lowell	2-4	3.76	20	1	0	0	4	55.0	58	26	23	3	2	10	45	2	2
Minor Lg. Totals		17-9	2.60	67	28	0	0	8	228.2	200	84	66	11	13	54	178	12	5

OTT, Matthew Tyler (Matty)**RHP**

HT: 6'1"; **WT:** 190; **BATS:** Right; **THROWS:** Right; **BORN:** 4/20/1990 in New Orleans, LA; **RESIDES:** Walker, LA; **SIGNED BY:** Matt Dorey; **ACQUIRED:** Red Sox 16th pick (13th round, 412th overall) in the June 2011 draft.

2012: Finished 2nd on the Drive with 39 appearances and 3rd with 5 saves in his full-season debut with Single-A Greenville...Allowed 10.39 base runners per 9.0 innings (97 BR/84.0 IP), the 5th-lowest rate among South Atlantic League relievers...Held opponents to a .219 AVG (68-for-310)...Went at least 2.0 innings in 30 of his 39 relief outings...Surrendered 5 runs in 15.2 innings (2.87 ERA) in 8 games in June...**2011:** Made his pro debut with Short-A Lowell on 7/5 and appeared in 14 games in relief with the Spinners...Held right-handed opponents to a .170 AVG (9-for-53)...Earned the win in 2 of his 1st 3 career outings...Allowed 1 run in 11.1 innings over 1st 5 appearances from 7/5-22...**PERSONAL:** Played 3 seasons for Louisiana State University (2009-11), setting the school record with 33 saves...Named a 2nd-Team All-American and 1st-Team All-Southeastern Conference as a freshman in 2009 after setting a single-season school record with 16 saves and helping the Tigers to the National Championship...Played for Harwich of the Cape Cod League in 2010 and was selected as a Cape League All-Star.

YEAR	CLUB	W-L	ERA	G	GS	CG	SHO	SV	IP	H	R	ER	HR	HB	BB	SO	WP	BK
2011	Lowell	2-0	3.75	14	0	0	0	0	24.0	20	11	10	1	0	9	20	2	0
2012	Greenville	4-3	3.54	39	0	0	0	5	84.0	68	42	33	12	2	27	65	12	0
Minor Lg. Totals		6-3	3.58	53	0	0	0	5	108.0	88	53	43	13	2	36	85	14	0

OVERBAY, Lyle - See Page 249**INF****OWENS, Henry C.****LHP**

HT: 6'6"; **WT:** 190; **BATS:** Left; **THROWS:** Left; **BORN:** 7/21/1992 in Orange, CA; **RESIDES:** Huntington Beach, CA; **SIGNED BY:** Tom Battista; **ACQUIRED:** Red Sox 3rd pick (sandwich pick between the 1st and 2nd rounds, 36th overall) in the June 2011 draft.

2012: Made his pro debut with Single-A Greenville, tying for the Red Sox minor league lead with 12 wins and for 2nd in the system with 130 strikeouts...Led the Drive and ranked 4th in the South Atlantic League in K's...Also led the club in starts (22) and placed 2nd in innings (101.2)...Held right-handed opponents to a .230 AVG (73-for-317)...Tossed 15.0 scoreless frames over 3 games from 4/30-5/12...Earned a decision in 9 straight starts from 5/6-7/6, going 8-1 with 56 strikeouts in 45.1 innings in that span...Fanned a season-high 9 batters over 5.0 innings on 6/8 at Hickory...Following the season, ranked by *Baseball America* as Boston's No. 5 prospect, No. 3 pitching prospect, and as having the best changeup in the system...**PERSONAL:** Named the Cal-Hi Sports Mr. Baseball State Player of the Year after going 12-1 with 3 saves, a 1.15 ERA, and 140 strikeouts over 91.2 innings as a senior at Edison (CA) High School in 2011...Earned 2011 Sunset League Pitcher of the Year honors, his 2nd straight year garnering the award...Selected as a 2011 Louisville Slugger High School All-American.

YEAR	CLUB	W-L	ERA	G	GS	CG	SHO	SV	IP	H	R	ER	HR	HB	BB	SO	WP	BK
2012	Greenville	12-5	4.87	23	22	0	0	0	101.2	100	58	55	10	6	47	130	5	0

PENA, Miguel Eduardo**LHP**

HT: 6'2"; **WT:** 175; **BATS:** Left; **THROWS:** Left; **BORN:** 10/24/1990 in Mission, TX; **RESIDES:** Mission, TX; **SIGNED BY:** Matt Dorey; **ACQUIRED:** Red Sox 9th pick (6th round, 202nd overall) in the June 2011 draft.

2012: Made his full-season debut with Single-A Greenville, leading the club in ERA (2.95) and placing among leaders in wins (2nd, 8), starts (3rd, 19), innings (3rd, 100.2), and strikeouts (3rd, 91)...Held right-handed opponents to a .230 AVG (67-for-291)...Selected as the South Atlantic League Pitcher of the Week for 5/7-13 after tossing 6.0 no-hit innings on 5/8 vs. Rome...Named the Red Sox Minor League Pitcher of the Month for May after going 3-0 with a 1.91 ERA (7 ER/33.0 IP) and 40 strikeouts compared to 5 walks in 6 starts...Missed time on the DL from 7/7-8/6, making a rehab start with the Gulf Coast League Red Sox on 8/1...**2011:** Made pro debut in 5 games with Short-A Lowell before a season-ending DL stint beginning 7/22...Struck out 22 in 15.1 innings...Allowed 1 run on 4 hits and 1 walk over 7.1 innings in 2 starts...**PERSONAL:** Went 10-3 with a team-best 1.91 ERA (18 ER/85.0 IP) and 93 strikeouts in 14 starts for San Jacinto College North (TX) in 2011...Earned a National Junior College Athletic Association All-American honorable mention and was unanimous All-Region XIV South Conference in 2011...Selected by San Diego in the 13th round of the June 2010 draft and then by Washington in the 5th round of the June 2009 draft but did not sign with either club.

YEAR	CLUB	W-L	ERA	G	GS	CG	SHO	SV	IP	H	R	ER	HR	HB	BB	SO	WP	BK
2011	Lowell	1-0	2.35	5	2	0	0	0	15.1	10	4	4	0	0	3	22	1	1
2012	GCL Red Sox	0-1	4.50	1	0	0	0	0	4.0	3	2	2	0	1	1	4	1	0
	Greenville	8-7	2.95	20	19	0	0	0	100.2	95	43	33	7	4	21	91	4	3
Minor Lg. Totals		9-8	2.93	26	21	0	0	0	120.0	108	49	39	7	5	25	117	6	4

PEREZ, Oscar Andres**C**

HT: 6'1"; **WT:** 185; **BATS:** Right; **THROWS:** Right; **BORN:** 11/9/1991 in Caracas, VZ; **RESIDES:** Miranda, VZ; **SIGNED BY:** Fernando Veraciertio; **ACQUIRED:** Signed by the Red Sox as an international free agent, 7/2/2008.

2012: Returned to Short-A Lowell...Caught 22 of 50 (44.0%) opposing base stealers to lead the New York-Penn League...Also led all NYPL catchers with 46 assists...**2011:** In 47 games between the Gulf Coast League Red Sox and Lowell, batted .179 (26-for-145)...Caught 21 of 43 (48.8%) attempted bases stealers to lead the GCL and 24 of 55 (43.6%) between both stops...Transferred to Lowell on 8/19...After the season, played 2 games for Tiburones de La Guaira of the Venezuelan Winter League...**2010:** Led the GCL Red Sox with 30 games behind the plate...Ranked among GCL catchers in double plays turned (1st, 5th), assists (T-1st, 31), and caught stealing pct. (3rd, 37.5%, 18 of 48)...Hit a team-high .351 (13-for-37) in 14

PEREZ, Oscar Andres (CONT.)

C

July games...**2009:** Led the Dominican Summer League Red Sox with 46 games caught in his 1st pro season...Threw out a league-high 45 runners attempting to steal and ranked 4th among qualifying DSL backstops with a 44.1% caught stealing pct. (102 attempts)...Tied for 3rd on the team with 11 doubles...Began the season batting .289 (22-for-76) with 8 extra-base hits (7 doubles, 1 home run) and 13 RBI in 19 June games.

YEAR	CLUB	AVG	G	AB	R	H	2B	3B	HR	RBI	SH	SF	HP	BB	SO	SB	CS	E
2009	DSL Red Sox	.210	52	195	26	41	11	1	1	23	0	1	5	17	41	4	0	6
2010	GCL Red Sox	.250	30	84	7	21	1	0	0	6	0	0	0	6	23	2	0	5
2011	GCL Red Sox	.194	36	108	8	21	3	1	1	9	2	2	0	8	24	2	1	3
	Lowell	.135	11	37	1	5	0	0	0	1	1	0	0	0	6	0	0	2
2012	Lowell	.148	42	135	10	20	7	0	0	11	2	3	1	6	32	0	1	2
Minor Lg. Totals		.193	171	559	52	108	22	2	2	50	5	6	6	37	126	8	2	18

PEREZ, Randy

LHP

HT: 5'10"; **WT:** 165; **BATS:** Left; **THROWS:** Left; **BORN:** 4/1/1994 in San Cristobal, DR; **RESIDES:** San Cristobal, DR; **SIGNED BY:** Manny Nanita and Craig Shipley; **ACQUIRED:** Signed by the Red Sox as an international free agent, 7/2/2011.

2012: Made his pro debut with the Dominican Summer League Red Sox, ranking among club leaders in wins (T-3rd, 5), games (T-3rd, 15), starts (5th, 12), innings (4th, 56.2), and strikeouts (2nd, 43)...Came out of the bullpen for his 1st 3 appearances before posting a 3.62 ERA (20 ER/49.2 IP) as a starter over his final 12 games...Converted only save opportunity on 6/9 vs. the DSL Pirates...Gave up 1 hit over 5.0 scoreless frames to earn the win on 6/29 vs. the DSL Marlins...Struck out a season-high 9 batters on 8/15 at the DSL Marlins

YEAR	CLUB	W-L	ERA	G	GS	CG	SHO	SV	IP	H	R	ER	HR	HB	BB	SO	WP	BK
2012	DSL Red Sox	5-3	3.97	15	12	0	0	1	56.2	53	28	25	0	1	27	43	8	0

PERKINS, Kendrick Artez

OF

HT: 6'2"; **WT:** 225; **BATS:** Left; **THROWS:** Right; **BORN:** 9/12/1991 in La Porte, TX; **RESIDES:** La Porte, TX; **SIGNED BY:** Matt Dorey; **ACQUIRED:** Red Sox 8th pick (6th round, 203rd overall) in the June 2010 draft.

2012: Ranked among Short-A Lowell leaders in runs (4th, 24) and homers (T-2nd, 4) despite missing the last month of the season with an injury...Batted .345 (10-for-29) with 2 homers when leading off an inning...Scored a season-high 3 runs on 6/20 at Connecticut...Went on the DL on 8/11...**2011:** Led the Gulf Coast League Red Sox with 11 doubles and 27 walks...Ranked among club leaders in games (2nd, 49), at-bats (3rd, 171), runs (2nd, 24), hits (3rd, 44), homers (T-3rd, 3), and RBI (2nd, 19)...Batted .310 (13-for-42) with 3 home runs with runners on base and 2 outs...Set season highs with 3 doubles on 7/18 at the GCL Rays and 2 homers and 4 RBI on 7/25 vs. the GCL Rays...**2010:** Appeared in 3 games with the GCL Red Sox in his pro debut...**PERSONAL:** Hit .421 with 4 home runs and 26 RBI as a senior at La Porte (TX) High School in 2010...Had committed to playing both baseball and football at Texas A&M University before signing with Boston.

YEAR	CLUB	AVG	G	AB	R	H	2B	3B	HR	RBI	SH	SF	HP	BB	SO	SB	CS	E
2010	GCL Red Sox	.000	3	7	1	0	0	0	0	1	0	1	0	1	7	0	0	0
2011	GCL Red Sox	.257	49	171	24	44	11	1	3	19	1	0	1	27	62	1	2	2
2012	Lowell	.223	42	148	24	33	6	1	4	16	0	1	3	17	60	3	1	5
Minor Lg. Totals		.236	94	326	49	77	17	2	7	36	1	2	4	45	129	4	3	7

PINALES, Carlos Jose

RHP

HT: 6'1"; **WT:** 180; **BATS:** Right; **THROWS:** Right; **BORN:** 4/5/1992 in Bani, DR; **RESIDES:** Bani, DR; **SIGNED BY:** Manny Nanita and Craig Shipley; **ACQUIRED:** Signed by the Red Sox as an international free agent, 4/26/2010.

2012: Led the Gulf Coast League Red Sox with 16 appearances and 2 holds, while finishing among club leaders in wins (T-2nd, 4), saves (2nd, 3), innings (3rd, 41.1), strikeouts (T-4th, 34), and games finished (2nd, 12)...Surrendered just 1 walk in 41.1 innings (0.22) while allowing 34 total base runners (7.40) to lead all Gulf Coast League relievers...Began the season in the Dominican Summer League, making 2 appearances before being promoted to the GCL on 6/17...Posted the lowest ERA in the GCL (min. 40.0 IP) following his promotion until the end of the season...**2011:** Returned to the DSL and ranked among club leaders in wins (T-3rd, 4), appearances (3rd, 18), strikeouts (2nd, 46), and games finished (2nd, 14)...Struck out 10.53 batters per 9.0 innings (39.1 IP)...Converted 4 of 5 save opportunities...Gave up 2 hits in 23 opponent at-bats (.087) with RISP and 2 outs...Fanned a season-high 7 batters on 7/25 vs. the DSL Dodgers...**2010:** Made pro debut with the DSL Red Sox...Posted a 1.11 ERA (3 ER/24.1 IP) in 8 games as a reliever...Converted only save opportunity on 7/12 vs. the DSL Mets.

YEAR	CLUB	W-L	ERA	G	GS	CG	SHO	SV	IP	H	R	ER	HR	HB	BB	SO	WP	BK
2010	DSL Red Sox	1-3	1.46	11	3	0	0	1	37.0	37	12	6	2	5	7	18	3	0
2011	DSL Red Sox	4-3	2.06	18	0	0	0	4	39.1	35	11	9	1	3	7	46	1	0
2012	DSL Red Sox	1-0	0.00	2	0	0	0	0	4.1	2	0	0	0	0	1	2	0	0
	GCL Red Sox	4-1	1.52	16	0	0	0	3	41.1	32	12	7	2	1	1	34	4	0
Minor Lg. Totals		10-7	1.62	47	3	0	0	8	122.0	106	35	22	5	9	16	100	8	0

PRICE, Matthew Alexander**RHP**

HT: 6'3"; **WT:** 185; **BATS:** Right; **THROWS:** Right; **BORN:** 7/8/1989 in Atlanta, GA; **RESIDES:** Marietta, GA; **SIGNED BY:** Chris Calciano; **ACQUIRED:** Red Sox 10th pick (8th round, 263rd overall) in the June 2010 draft.

2012: Did not play...**2011:** Made his pro debut in 3 games between the Gulf Coast League Red Sox and Single-A Greenville...**PERSONAL:** Went 7-4 with a 4.95 ERA and 85 K's in 91.0 innings over 17 games (15 starts) for Virginia Tech as a sophomore in 2010, leading the Hookies in wins and innings...Originally selected by ATL in the 34th round of the June 2008 draft but did not sign.

YEAR	CLUB	W-L	ERA	G	GS	CG	SHO	SV	IP	H	R	ER	HR	HB	BB	SO	WP	BK
2011	GCL Red Sox	0-0	4.50	2	2	0	0	0	2.0	2	1	1	0	0	1	3	0	0
	Greenville	0-0	6.75	1	0	0	0	0	1.1	3	1	1	0	0	1	1	0	0
Did Not Play																		
Minor Lg. Totals		0-0	5.40	3	2	0	0	0	3.1	5	2	2	0	0	2	4	0	0

QUEVEDO, Heri Alberto**RHP**

HT: 6'2"; **WT:** 211; **BATS:** Right; **THROWS:** Right; **BORN:** 6/7/1990 in Bonao, DR; **RESIDES:** Bonao, DR; **SIGNED BY:** Manny Nanita and Eddie Romero; **ACQUIRED:** Signed by the Red Sox as an international free agent, 6/23/2012.

2013: Will be his 1st pro season.

RAMIREZ, Noe**RHP**

HT: 6'3"; **WT:** 180; **BATS:** Right; **THROWS:** Right; **BORN:** 12/22/1989 in Los Angeles, CA; **RESIDES:** Los Angeles, CA; **SIGNED BY:** Jim Woodward; **ACQUIRED:** Red Sox 7th pick (4th round, 142nd overall) in the June 2011 draft.

2012: Spent the entire season at Single-A Greenville in his pro debut...Struck out 8.72 batters per 9.0 innings (82 K/84.2 IP)...Held left-handed batters to a .216 AVG (25-for-116)...Tossed 5.0 perfect innings with 5 strikeouts in his 1st career outing on 6/10 at Hickory...Fanned a season-high 9 batters on 7/29 at Greensboro...**2011:** Following the season, rated by *Baseball America* as having the best changeup in the Red Sox system...**PERSONAL:** Went 8-4 with a 1.69 ERA (17 ER/90.2 IP) and 103 strikeouts while holding opponents to a .179 AVG in 14 appearances (13 starts) as a junior at California State University-Fullerton in 2011...Earned 2nd-Team All-American honors from Collegiate Baseball and named All-Big West Conference 1st Team...Played for USA Baseball's Collegiate National Team in 2010, earning the silver medal at the V FISU World University Baseball Championships in Japan.

YEAR	CLUB	W-L	ERA	G	GS	CG	SHO	SV	IP	H	R	ER	HR	HB	BB	SO	WP	BK
2012	Greenville	2-7	4.15	16	16	0	0	0	84.2	89	43	39	12	3	19	82	2	1

RAMOS, Henry**OF**

HT: 6'2"; **WT:** 187; **BATS:** Switch; **THROWS:** Right; **BORN:** 4/15/1992 in Maunabo, PR; **RESIDES:** Maunabo, PR; **SIGNED BY:** Edgar Perez; **ACQUIRED:** Red Sox 7th pick (5th round, 173rd overall) in the June 2010 draft.

2012: Played in a team-high 122 games in his return to Single-A Greenville...Placed among club leaders in at-bats (3rd, 441), runs (T-3rd, 61), hits (3rd, 112), doubles (4th, 24), triples (T-2nd, 4), homers (3rd, 8), RBI (3rd, 63), and total bases (3rd, 168), all career highs...Batted .303 (33-for-109) against southpaws...Went 5-for-13 (.385) with the bases loaded...Appeared at all 3 outfield positions...Hit .292 (31-for-106) with 8 doubles, 2 triples, 2 homers, and 17 RBI in May...Stole a career-high 2 bases on 7/8 vs. Rome...After the season, hit .286 (28-for-98) with 11 doubles in 33 regular-season games and .318 (14-for-44) in 14 playoff contests for Ponce of the Puerto Rican Winter League...**2011:** Tied for 2nd on Greenville with 4 triples...Appeared in 52 games in center field, 29 games in right field, and 5 at designated hitter...Scored a career-high 4 runs on 6/1 at Hagerstown...Hit safely in 15 consecutive games at a .393 clip (24-for-61) with 5 doubles, 2 triples, and 7 RBI for the Drive from 7/4-22...Recorded a career-high 4 hits on 9/4 at Hickory...Went 10-for-24 (.417) over his final 6 games...After the season, batted .273 (9-for-33) in 18 games with Ponce of the Puerto Rico Baseball League...**2010:** Hit .281 (45-for-160) with 3 homers and 28 RBI between the Gulf Coast League Red Sox and Short-A Lowell...Led Boston's GCL qualifiers in batting (.309), finished 2nd in OBP (.370) and OPS (.819), and 3rd in SLG (.449)...Batted .330 (37-for-112) over his final 35 games in the GCL before joining the Spinners on 8/28...Hit .428 (18-for-42) with runners in scoring position...Named the No. 19 prospect in the GCL by *Baseball America*...Played in 23 games with Ponce of the PRWL...**PERSONAL:** Attended Alfonso Casta Martinez (PR) High School.

YEAR	CLUB	AVG	G	AB	R	H	2B	3B	HR	RBI	SH	SF	HP	BB	SO	SB	CS	E
2010	GCL Red Sox	.309	43	136	18	42	8	1	3	26	2	3	3	12	28	12	6	4
2011	Lowell	.125	7	24	1	3	0	0	0	2	0	0	0	1	8	0	0	2
	Greenville	.262	85	332	40	87	17	4	5	43	0	3	2	17	76	15	6	7
2012	Greenville	.254	122	441	61	112	24	4	8	63	5	0	4	44	101	12	10	9
Minor Lg. Totals		.262	257	933	120	244	49	9	16	134	7	6	9	74	213	39	22	22

RANAUDO, Anthony R.**RHP**

HT: 6'7"; **WT:** 231; **BATS:** Right; **THROWS:** Right; **BORN:** 9/9/1989 in Freehold, NJ; **RESIDES:** Jackson, NJ; **SIGNED BY:** Matt Dorey; **ACQUIRED:** Red Sox 3rd pick (sandwich pick between the 1st and 2nd rounds, 39th overall) in the June 2010 draft.

2012: Made just 9 starts for Double-A Portland after enduring a pair of trips to the DL...Held left-handers to a .220 AVG (13-for-59)...Gave up 3 hits in 33 at-bats for opponents leading off an inning...After the season, started 4 games for Caguas of the Puerto Rican Winter League...**2011:** Went 9-6 with a 3.97 ERA (56 ER/127.0 IP) and 117 strikeouts in 26 games between Single-A Greenville and High-A Salem in his pro debut...Ranked 6th among Red Sox minor leaguers in strikeouts...Fanned 8 in 4.2 innings on 4/25 vs. Greensboro...Named South Atlantic League Pitcher of the Week for 5/2-8 after tossing 6.0 scoreless innings and allowing 1 hit and 1 walk in his only start of the week on 5/6 at Kannapolis...Selected as Red Sox Minor League Pitcher for May after going 3-0 with a 3.65 ERA (10 ER/24.2 IP) and 26 strikeouts in 5 starts...Transferred to Salem on 5/31...Went 2-0 with a 2.00 ERA (4 ER/18.0 IP) and 22 strikeouts in 4 starts in August...Following the season, ranked by *Baseball America* as Boston's No. 1 pitching prospect, No. 4 prospect overall, and as having the best curveball in the Red Sox system...Selected as the No. 14 prospect overall in the Carolina League by the same publication...**PERSONAL:** Went 5-2 with a 7.32 ERA and 54 strikeouts in 51.2 innings over 15 games (11 starts) for Louisiana State University as a junior in 2010...Pitched for Brewster of the Cape Cod League before signing and did not allow an earned run over 5 starts, going 3-0 with 10 hits allowed and 31 strikeouts in 29.2 innings...Was 12-3 with a 3.04 ERA for the Tigers as a sophomore...Earned the win in the clinching game of the 2009 College World Series...Entered 2010 rated as the draft's top pitching prospect by *Baseball America*...Was selected by Texas in the 11th round of the June 2007 draft but did not sign.

YEAR	CLUB	W-L	ERA	G	GS	CG	SHO	SV	IP	H	R	ER	HR	HB	BB	SO	WP	BK
2011	Greenville	4-1	3.33	10	10	0	0	0	46.0	35	20	17	4	4	16	50	1	0
	Salem	5-5	4.33	16	16	0	0	0	81.0	80	43	39	6	9	30	67	6	0
2012	Portland	1-3	6.69	9	9	0	0	0	37.2	41	29	28	4	3	27	27	4	0
Minor Lg. Totals		10-9	4.59	35	35	0	0	0	164.2	156	92	84	14	16	73	144	11	0

RENFROE, David C.**3B**

HT: 6'3"; **WT:** 200; **BATS:** Right; **THROWS:** Right; **BORN:** 11/16/1990 in Charlotte, NC; **RESIDES:** Batesville, MS; **SIGNED BY:** Danny Watkins; **ACQUIRED:** Red Sox 3rd pick (3rd round, 107th overall) in the June 2009 draft.

2012: Spent the majority of the season at Single-A in his return to Greenville...Placed among Drive leaders in doubles (3rd, 27), home runs (2nd, 10), RBI (2nd, 64), and total bases (4th, 148)...Played a combined 59 games at 1st base, 38 at 3rd base, and 10 at designated hitter between Greenville and High-A Salem...Committed 8 errors in 577 total chances for a .986 fielding percentage...Batted a combined .317 (34/107) against southpaws...Hit safely in 17 of 18 games at .270 (20-for-74) from 5/19-6/13...Promoted to Salem on 8/20...**2011:** Ranked 3rd on Greenville with 107 games...Batted .391 (25-for-64) with 8 doubles and 3 homers in 17 day games...Went 4-for-10 (.400) with the bases loaded...Hit in 15 of 19 games in June, posting a .348 (24-for-69) clip...**2010:** Played 58 games in his pro debut with Short-A Lowell, including a team-high 44 at 3rd base...Connected for his 1st pro homer, a 2-run shot, 7/22 at Brooklyn...Notched multiple hits in 3 of 4 contests, 8/4-10 (.375, 6-for-16)...Hit .342 (13-for-38) during a season-high, 10-game hit streak, 7/29-8/10...**PERSONAL:** Had committed to play quarterback at the University of Mississippi after starring in both baseball and football at South Panola (MS) High School...Played shortstop and pitched in high school, hitting .470 with 7 home runs, 35 RBI, and 18 stolen bases as a senior in 2009...His father, Laddie, appeared in 4 Major League games as a reliever for the Cubs in 1991.

YEAR	CLUB	AVG	G	AB	R	H	2B	3B	HR	RBI	SH	SF	HP	BB	SO	SB	CS	E
2010	Lowell	.190	58	200	22	38	8	0	2	13	1	0	1	20	68	1	1	15
2011	Greenville	.240	107	387	43	93	23	3	8	45	0	4	4	28	106	4	3	17
2012	Greenville	.256	96	355	49	91	27	0	10	64	0	2	7	33	69	4	0	6
	Salem	.182	10	33	2	6	1	0	0	5	0	1	1	3	7	0	1	2
Minor Lg. Totals		.234	271	975	116	228	59	3	20	127	1	7	13	84	250	9	5	40

REYES, Roberto L.**C**

HT: 6'3"; **WT:** 235; **BATS:** Right; **THROWS:** Right; **BORN:** 8/1/1990 in Bani, DR; **RESIDES:** Lynn, MA; **SIGNED BY:** Ray Fagnant; **ACQUIRED:** Signed by the Red Sox as a non-drafted free agent, 7/15/2010.

2012: Played in 9 games with Short-A Lowell after missing the beginning of the season on the DL...Did not catch a base stealer in 9 attempts...**2011:** Spent most of the season with the Gulf Coast League Red Sox...Also played 1 game with Single-A Greenville on 6/19...Ranked 2nd on the Dominican Summer League Sox with 6 home runs, all coming off right-handers...Caught 6 of 26 (23.0%) attempted base stealers and did not commit an error...Transferred to Single-A Greenville on 6/17 and played in 1 game before being returned to the GCL Red Sox on 6/20...**2010:** Played 9 games for the GCL Red Sox, his 1st pro action...Played at 3rd base (3 games), 1st base (2), catcher (1), and DH (3)...Slugged his 1st homer in his final at-bat of the year, 8/21 at the GCL Twins...**PERSONAL:** Hit .447 with a team-high 6 homers as a senior for Lynn English (MA) High School.

YEAR	CLUB	AVG	G	AB	R	H	2B	3B	HR	RBI	SH	SF	HP	BB	SO	SB	CS	E
2010	GCL Red Sox	.263	9	19	2	5	1	0	1	1	0	0	0	3	8	0	1	2
2011	GCL Red Sox	.216	31	102	11	22	2	0	6	13	0	0	1	3	33	1	0	0
	Greenville	.000	1	1	0	0	0	0	0	0	0	0	0	0	1	0	0	0
2012	Lowell	.167	9	24	1	4	0	0	0	2	0	0	0	0	14	0	0	1
Minor Lg. Totals		.212	50	146	14	31	3	0	7	16	0	0	1	6	56	1	1	3

RIVERA, Manuel Emilio**LHP**

HT: 6'0"; **WT:** 170; **BATS:** Left; **THROWS:** Left; **BORN:** 9/1/1989 in San Cristobal, DR; **RESIDES:** Sabana Grande De Palenque, DR; **SIGNED BY:** Luis Scheker; **ACQUIRED:** Signed by the Red Sox as an international free agent, 7/2/2006.

2012: Returned to High-A and spent the entire season at Salem...Placed among club leaders in wins (T-4th, 5), appearances (T-3rd, 28), and innings (5th, 84.2)...Went 2-for-2 in save opportunities...Earned the win after tossing 5.0 scoreless frames on 7/6 at Carolina...**2011:** Went 5-6 with 2 saves while posting a 3.91 ERA (51 ER/117.1 IP) with 106 strikeouts in 25 games (22 starts) between Single-A Greenville and Salem...Led the Sox system with a combined .229 opponent AVG (min. 75.0 IP)...Named South Atlantic League Pitcher of the Week for 4/25-5/1 after striking out 8 in 6.0 scoreless frames on 4/28 vs. Greensboro...Picked as the Red Sox Minor League Pitcher of the Month for April after going 3-1 with a 1.73 ERA (5 ER/26.0 IP) and 29 strikeouts in 5 starts...Selected to the SAL Mid- and Post-Season All-Star teams...Spent time on the DL, 7/13-26.0...Transferred to Salem on 8/10 and went 2-for-2 in save opportunities in his only 3 relief appearances of the season...**2010:** Ranked 4th among Red Sox minor leaguers with 107 K's in his 1st year of full-season ball with Greenville...Led SAL starters in unintentional walks per 9.0 IP (1.42)...Topped Drive hurlers in innings (129.2) and starts (26), and finished 3rd in strikeouts...Turned in a 3.01 ERA (24 ER/71.2 IP) over his 1st 15 starts, closing out that stretch with a 0.42 mark (1 ER/21.2 IP) over 4 starts from 6/7-30...**2009:** Led all minor league hurlers with a 1.19 ERA (7 ER/53.0 IP) for the Gulf Coast League Red Sox...Limited opponents to 2 earned runs or less in all 12 appearances (9 starts), including 7 without an earned run...Led the club with 53.0 innings and 50 K's and tied for 2nd in starts...**2008:** Named Red Sox Latin Program Pitcher of the Year with a 2.24 ERA (13 ER/52.1 IP) and a club-high 58 strikeouts in 13 starts for the Dominican Summer League Red Sox...Led club starters (min. 5 starts) in ERA and WHIP (1.13)...Limited opponents to a .212 AVG (40-for-187), including .059 (1-for-17) vs. lefties...**2007:** Gave up earned runs in just 3 of 20 appearances for the DSL Red Sox...Led the club with a 1.04 ERA (4 ER/34.2 IP), ranked 2nd with 34.2 relief innings...Had 10 straight scoreless appearances, 6/19-7/28 (19.0 IP).

YEAR	CLUB	W-L	ERA	G	GS	CG	SHO	SV	IP	H	R	ER	HR	HB	BB	SO	WP	BK
2007	DSL Red Sox	3-2	1.04	20	0	0	0	6	34.2	24	5	4	0	17	37	2	1	
2008	DSL Red Sox	4-3	2.24	13	13	0	0	0	52.1	40	21	13	1	3	19	58	3	1
2009	GCL Red Sox	1-3	1.19	12	9	0	0	0	53.0	40	14	7	0	1	14	50	2	2
2010	Greenville	5-9	4.10	27	26	0	0	0	129.2	140	72	59	12	4	21	107	7	0
2011	Greenville	5-4	3.58	20	20	0	0	0	98.0	84	43	39	16	5	23	98	6	0
	Salem	0-2	5.59	5	2	0	0	2	19.1	18	12	12	3	1	10	8	3	0
2012	Salem	5-5	6.06	28	6	0	0	2	84.2	95	65	57	15	7	46	59	6	2
Minor Lg. Totals		23-28	3.65	125	76	0	0	10	471.2	441	232	191	47	21	150	417	29	6

ROBERSON, Timothy Wayne (Tim)**C**

HT: 5'10"; **WT:** 190; **BATS:** Right; **THROWS:** Right; **BORN:** 7/19/1989 in West Palm Beach, FL; **RESIDES:** West Palm Beach, FL; **SIGNED BY:** Laz Gutierrez; **ACQUIRED:** Signed by the Red Sox as a non-drafted free agent, 6/16/2011.

2012: Returned to Short-A Lowell, tying for the New York-Penn League lead among catchers with 4 double plays...Caught 10 of 24 (41.7%) attempted base stealers...Went 9-for-28 (.321) in 8 games in August...**2011:** Made pro debut with Lowell...Caught 5 of 28 (17.9%) attempted base stealers...Hit .357 (10-for-28) with 2 homers over 8 games in August...**PERSONAL:** Hit .296 (60-for-203) with 15 doubles, 5 homers, and 41 RBI in 49 games at Florida Gulf Coast University in 2011...Tallied 40 home runs, 180 RBI, and 418 total bases in his career.

YEAR	CLUB	AVG	G	AB	R	H	2B	3B	HR	RBI	SH	SF	HP	BB	SO	SB	CS	E
2011	Lowell	.299	22	67	6	20	2	0	3	9	1	1	0	3	10	0	0	2
2012	Lowell	.203	21	69	5	14	2	0	2	7	0	2	0	5	17	0	0	1
Minor Lg. Totals		.250	43	136	11	34	4	0	5	16	1	3	0	8	27	0	0	3

RODRIGUEZ, Luis Miguel (Miguel)**C**

HT: 6'2"; **WT:** 227; **BATS:** Right; **THROWS:** Right; **BORN:** 10/8/1990 in Charlotte, NC; **RESIDES:** Cape Coral, FL; **SIGNED BY:** Quincy Boyd; **ACQUIRED:** Red Sox 38th pick (36th round, 1,111th overall) in the June 2012 draft.

2012: Made his pro debut with the Gulf Coast League Red Sox...Appeared in 18 games at catcher and 7 games at 1st base...Caught 3 of 19 (15.8%) attempted base stealers...Batted .296 (8-for-27) in 10 August contests...**PERSONAL:** Caught 10 of 22 attempted base stealers in 20 starts behind the plate for UNC Charlotte in 2012...Is the son of Red Sox Minor League Hitting Coordinator Victor Rodriguez and brother of club scout Victor Jr.

YEAR	CLUB	AVG	G	AB	R	H	2B	3B	HR	RBI	SH	SF	HP	BB	SO	SB	CS	E
2012	GCL Red Sox	.183	31	93	9	17	6	0	0	10	1	1	1	7	23	1	0	2

ROMERO, Dioscar Fernando**RHP**

HT: 6'3"; **WT:** 230; **BATS:** Right; **THROWS:** Right; **BORN:** 4/17/1995 in San Cristobal, DR; **RESIDES:** San Cristobal, DR; **SIGNED BY:** Manny Nanita and Craig Shipley; **ACQUIRED:** Signed by the Red Sox as an international free agent, 10/25/2011.

2012: Made his pro debut with the Dominican Summer League Red Sox, pacing the club and tying for the circuit lead with 15 starts...Also led the DSL Sox with 47 strikeouts and ranked among team leaders in wins (T-3rd, 5), appearances (T-3rd, 15), and innings (2nd, 60.1)...Held opponents to a .214 AVG (48-for-224)...Went 5-0 with a 0.50 ERA (2 ER/35.2 IP) in 7 starts from 7/19-8/22, the 3rd-best ERA in the DSL in that span, including not allowing an earned run (20.2 IP) over his final 4 outings...Tossed a 5.2-inning complete-game shutout on 8/4 vs. the DSL Marlins...Fanned a season-high 7 batters on 8/10 vs. the DSL Yankees2

ROMERO, Dioscar Fernando (CONT.)

RHP

YEAR	CLUB	W-L	ERA	G	GS	CG	SHO	SV	IP	H	R	ER	HR	HB	BB	SO	WP	BK
2012	DSL Red Sox	5-4	2.69	15	15	1	1	0	60.1	48	31	18	0	3	23	47	4	0

RONDON, Cleuluis Alcides

SS

HT: 6'0"; **WT:** 155; **BATS:** Right; **THROWS:** Right; **BORN:** 4/13/1994 in Maracay, VZ; **RESIDES:** Maracay, VZ; **SIGNED BY:** Angel Escobar; **ACQUIRED:** Signed by the Red Sox as an international free agent, 11/19/2010.

2012: Tied for the Gulf Coast League with 6 triples after spending the season with the GCL Red Sox...Ranked among team leaders in games (4th, 47), at-bats (3rd, 182), hits (4th, 42), doubles (T-2nd, 10), and total bases (3rd, 64)...Batted .293 (12-for-41) with 6 extra-base hits in 10 June games...Knocked a pair of triples on 6/20 at the GCL Orioles...Named the Red Sox Minor League Defensive Player of the Month for July...Promoted to Short-A Lowell on 8/30 and played in 2 games...**2011:** Made pro debut with the Dominican Summer League Red Sox...Caught stealing 1 time in 15 attempts, a team-best 93.3% success rate...Tied for the team lead with 2 home runs...Ranked 3rd on the club in total stolen bases and tied for 3rd with 39 runs...Posted a .920 fielding percentage (24 E/301 TC) at shortstop...Hit 1st pro homer on 6/13 vs. the DSL Indians.

YEAR	CLUB	AVG	G	AB	R	H	2B	3B	HR	RBI	SH	SF	HP	BB	SO	SB	CS	E
2011	DSL Red Sox	.171	62	205	39	35	6	1	2	27	6	2	14	43	50	14	1	24
2012	GCL Red Sox	.231	47	182	19	42	10	6	0	16	3	3	2	9	42	2	2	10
	Lowell	.000	2	4	0	0	0	0	0	0	0	0	0	0	1	0	0	0
Minor Lg. Totals		.197	111	391	58	77	16	7	2	43	9	5	16	52	93	16	3	34

ROSARIO, Alberto

C

HT: 5'10"; **WT:** 190; **BATS:** Right; **THROWS:** Right; **BORN:** 1/10/1987 in Bona, DR; **RESIDES:** Bona, DR; **SIGNED BY:** Leo Perez (Angels); **ACQUIRED:** Signed by the Red Sox as a minor league free agent, 11/28/2012.

2012: Limited to 71 games between Double-A Arkansas and Triple-A Salt Lake, hitting .221 (53-for-240) with 10 doubles, 2 homers, 25 RBI, and 20 runs...Caught a combined 34 of 74 (45.9%) attempted base stealers...Missed over a month on the DL from 8/17-9/22...Declared a free agent on 11/2...**2011:** Played the whole season at Arkansas, ranking 4th among qualifying Texas League catchers by nabbing 38 of 109 (34.9%) attempted base stealers...Following the season, selected by *Baseball America* as the best defensive catcher in the TL, and also the best in the Angels system for the 2nd consecutive season...**2010:** In 99 games between High-A Rancho Cucamonga and Arkansas, batted .251 (87-for-347) with 12 doubles, 1 triple, a career-high 4 homers, 32 RBI, and a career-best 45 runs...Caught a combined 56 of 121 (46.3%) attempted base stealers...Following the season, selected by *Baseball America* as the best defensive catcher in the Angels system...**2009:** Spent the entire season at Rancho Cucamonga, notching a career-high 35 RBI...Paced qualifying California League catchers by nabbing 56 of 126 (44.4%) attempted base stealers...Also led CL catchers with 103 games, 838 total chances, and 103 assists...Collected a season-high 3 RBI on 8/8 vs. San Jose...**2008:** In 73 games between Rookie-level Orem, Single-A Cedar Rapids, Rancho Cucamonga, and Salt Lake, hit .228 (52-for-228) with 12 doubles, 25 RBI, and 22 runs...Caught a combined 36 of 84 (42.9%) attempted base stealers...**2007:** Made domestic debut with the Arizona League Angels, catching a career high 57.1% (16 of 28) attempted base stealers...Batted a career-best .301 (22-for-73) despite missing over a month on the DL...Knocked 1st pro home run on 7/11 vs. the AZL Padres...**2006:** Returned to the Dominican Summer League Angels, tying for the league high in games as a catcher (55)...Went 7-for-22 (.318) against southpaws...Caught 25 of 58 (43.1%) attempted base stealers...Batted .336 (44-for-131) with 4 doubles and 4 triples in 41 games in July and August...**2005:** Made his pro debut in 46 games with the DSL Angels.

YEAR	CLUB	AVG	G	AB	R	H	2B	3B	HR	RBI	SH	SF	HP	BB	SO	SB	CS	E
2005	DSL Angels	.227	46	163	21	37	4	0	0	12	2	0	5	6	18	5	3	0
2006	DSL Angels	.275	55	178	28	49	5	4	0	23	3	2	4	18	21	3	5	5
2007	AZL Angels	.301	19	73	11	22	4	0	1	9	1	1	1	5	9	2	2	7
2008	Orem	.236	14	55	5	13	5	1	0	9	0	0	1	1	13	0	0	0
	Cedar Rapids	.239	16	46	5	11	2	0	0	2	2	0	0	1	11	1	1	2
	Cucamonga	.218	42	124	11	27	5	0	0	14	0	2	0	8	18	3	1	3
	Salt Lake	.333	1	3	1	1	0	0	0	0	0	0	0	0	0	0	0	0
2009	Cucamonga	.232	104	314	38	73	15	4	0	35	6	2	8	13	43	9	4	12
2010	Cucamonga	.304	48	181	34	55	9	1	4	24	10	3	5	11	25	8	1	2
	Arkansas	.193	51	166	11	32	3	0	0	8	5	1	0	7	31	2	2	6
2011	Arkansas	.228	89	290	32	66	6	1	3	26	0	3	4	23	40	5	1	7
2012	Arkansas	.221	50	163	14	36	7	0	1	17	1	1	3	6	32	1	3	4
	Salt Lake	.221	21	77	6	17	3	0	1	8	1	0	1	4	17	4	1	2
Minor Lg. Totals		.239	556	1833	217	439	68	11	10	187	31	15	32	103	278	43	24	50

ROSARIO, Charle Jose

RHP

HT: 5'10"; **WT:** 158; **BATS:** Right; **THROWS:** Right; **BORN:** 7/23/1988 in La Vega, DR; **RESIDES:** La Vega, DR; **SIGNED BY:** Luis Scheker; **ACQUIRED:** Signed by the Red Sox as an international free agent, 4/26/2007.

2012: In 35 games (2 GS) between Single-A Greenville, High-A Salem, and Double-A Portland, went 7-3 with 2 saves, a 5.53 ERA (50 ER/81.1 IP), 70 K's, and 18 games finished...Combined to go 2-1 with a save and 2.45 ERA (5 ER/18.1 IP) in 7 outings (1 GS) in June...Fanned a season-high 5 batters in 2.1 IP on 8/3 vs. Wilmington...**2011:** Played majority of his season at Greenville with 2 short stints at Portland...Went 7-1 with 4 saves and a 4.32 ERA (32 ER/66.2 IP) while fanning 63 in 35 games (1 start) between stops...Made debut on 4/21 with the Drive after beginning season on DL and finished 3rd on the club with 31 appearances...Earned 3 wins and 3 saves with a 2.77 ERA (4 ER/13.0 IP) in 7 appearances with Greenville in June...Fanned 10 in 8.2 innings with the Sea Dogs...**2010:** Led Short-A Lowell in relief innings (55.1) and K's (55)...Recorded

ROSARIO, Charle Jose (CONT.)

RHP

a strikeout and went at least 2.0 innings in all 17 outings, including 4.0 or more frames on 6 occasions...Posted a 1.46 ERA (4 ER/24.2 IP) with 25 K's over his last 8 outings, 8/3-95...**2009:** Went 4-1 with a 2.37 ERA (10 ER/38.0 IP) in 15 outings (1 start) between the Gulf Coast Red Sox, Lowell, and Greenville...Began his season in the GCL and went 3-0 without allowing a run in 15.0 innings...Promoted to Lowell on 7/21...Compiled a 1.42 ERA (1 ER/6.1 IP) in 2 outings with Greenville after a 9/1 transfer...**2008:** Led Lowell with 44.2 relief innings...Ranked 2nd on the club with 33 strikeouts in relief...Posted a 2.83 ERA (11 ER/35.0 IP) beginning 8/1...Made 1 playoff appearance...**2007:** Finished 2nd on the Dominican Summer League Red Sox with 64.0 innings...Pitched 5.0 innings or more in 6 of his last 7 starts from 7/17-8/23, going 2-2 with a 2.21 ERA in that time.

YEAR	CLUB	W-L	ERA	G	GS	CG	SHO	SV	IP	H	R	ER	HR	HB	BB	SO	WP	BK
2007	DSL Red Sox	3-3	3.66	14	12	0	0	0	64.0	54	32	26	2	1	12	56	6	0
2008	Lowell	2-2	3.63	17	0	0	0	2	44.2	48	21	18	4	2	12	33	1	2
2009	GCL Red Sox	3-0	0.00	5	1	0	0	0	15.0	11	0	0	0	1	0	10	0	0
	Lowell	1-1	4.86	8	0	0	0	0	16.2	22	10	9	1	1	5	20	2	0
	Greenville	0-0	1.42	2	0	0	0	0	6.1	6	4	1	1	2	2	6	0	0
2010	Lowell	1-0	4.07	17	0	0	0	2	55.1	60	31	25	5	1	18	50	3	0
2011	Greenville	6-1	4.66	31	1	0	0	4	58.0	71	33	30	4	0	22	53	4	0
	Portland	1-0	2.08	4	0	0	0	0	8.2	8	5	2	1	0	1	10	1	0
2012	Greenville	1-0	4.80	7	0	0	0	0	15.0	12	8	8	2	0	4	17	2	0
	Salem	4-2	4.91	20	2	0	0	2	51.1	55	30	28	5	3	15	36	2	0
	Portland	2-1	8.40	8	0	0	0	2	15.0	19	16	14	5	1	10	17	1	0
Minor Lg. Totals		24-10	4.14	133	16	0	0	12	350.0	366	190	161	30	12	101	308	22	2

RUIZ, Peter Anthony (Pete)

RHP

HT: 6'2"; **WT:** 205; **BATS:** Right; **THROWS:** Right; **BORN:** 8/21/1987 in Menlo Park, CA; **RESIDES:** Santa Barbara, CA; **SIGNED BY:** Jim Woodward; **ACQUIRED:** Red Sox 12th pick (10th round, 322nd overall) in the June 2008 draft.

2012: Made 27 appearances in his return to High-A Salem despite missing all of June on the DL...Placed 3rd on Salem with 20 games finished and tied for 3rd with 2 holds...Fanned 9.43 batters per 9.0 innings (51 K/48.2 IP)...Held left-handed opponents to a .237 AVG (14-for-59)...Converted 5 of his 6 save opportunities...Posted a 1.14 ERA (3 ER/23.2 IP) to start the season prior to going on the DL on 5/24, the 5th-lowest mark in the Carolina League among hurlers with at least 20.0 inning in that span...Made 2 rehab starts for the Gulf Coast Red Sox before being activated on 7/8...After the season, recorded 3 holds while fanning 16 in 12.0 innings over 10 appearances for Surprise of the Arizona Fall League...**2011:** Led High-A Salem with 94 strikeouts and ranked 3rd on the team with 115.1 innings...Went 4-2 with a 4.67 ERA (36 ER/69.1 IP) in 15 starts and 2-3 with 1 save and a 6.26 ERA (32 ER/46.0 IP) in 13 relief appearances...Held opponents to a .182 mark (12-for-66) with runners in scoring position and 2 outs...Posted a 2-1 record with a 3.32 ERA (8 ER/21.2 IP) in 5 games (2 starts) in June...Allowed 4 base runners (3 H, 1 BB) over 7.0 scoreless innings on 6/29 at Wilmington...**2010:** Ranked among Red Sox minor league leaders in wins (T-2nd, 10) and strikeouts (3rd, 109) in 26 games (20 starts) for Single-A Greenville...Led the Drive in strikeouts, tied for the team lead in wins and finished 2nd in innings (124.2)...Posted a 4.74 strikeout-to-walk ratio (23 BB)...Went 5-1 over his last 8 starts beginning 7/21, ranking 3rd in the South Atlantic League with a 1.91 ERA (10 ER/47.0 IP) in that time...Tossed a 7.0-inning shutout, 7/27 at Rome...Recorded a career-high 11 strikeouts over 5.2 innings on 8/13 at Asheville...**2009:** Split the season between the bullpen and the rotation in a return to the GCL...Fanned 19 batters in 19.0 innings with a 3.79 ERA (8 ER) in relief...Posted a 3.86 ERA (12 ER/28.0 IP) as a starter...Was 2-0 with a 1.96 ERA (5 ER/23.0 IP) in 5 games (4 starts) in July...**2008:** Reported to the GCL Red Sox...Went 2-0 with a 2.40 ERA (4 ER/15.0 IP) in 6 relief appearances...**PERSONAL:** Went 6-6 with a 3.88 ERA and 61 strikeouts in 19 games (9 starts) for Santa Barbara (CA) Community College in 2008.

YEAR	CLUB	W-L	ERA	G	GS	CG	SHO	SV	IP	H	R	ER	HR	HB	BB	SO	WP	BK
2008	GCL Red Sox	2-1	5.09	9	3	0	0	0	23.0	27	16	13	1	1	9	15	2	0
2009	GCL Red Sox	3-2	3.83	11	6	0	0	0	47.0	51	23	20	2	2	15	33	1	0
2010	Greenville	10-8	4.19	26	20	1	1	0	124.2	136	73	58	11	5	23	109	7	1
2011	Salem	6-5	5.31	28	15	0	0	1	115.1	126	80	68	5	12	55	94	7	0
2012	GCL Red Sox	0-0	9.00	2	1	0	0	0	3.0	6	4	3	1	0	0	3	0	0
	Salem	5-2	3.14	27	0	0	0	5	48.2	47	17	17	3	0	16	51	11	0
Minor Lg. Totals		26-18	4.45	103	45	1	1	6	361.2	393	213	179	23	20	118	305	28	1

SANCHEZ, Felix Alberto

OF

HT: 6'0"; **WT:** 165; **BATS:** Switch; **THROWS:** Right; **BORN:** 6/2/1990 in Santo Domingo, DR; **RESIDES:** Santo Domingo, DR; **SIGNED BY:** Pablo Lantigua; **ACQUIRED:** Signed by the Red Sox as an international free agent, 7/2/2008.

2012: Tied for 4th among Red Sox minor leaguers with 25 stolen bases despite playing in just 46 games with High-A Salem after missing time with 3 DL stints...Appeared in 19 games in both left field and right field...Batted .326 (14-for-43) against southpaws...Hit .324 (12-for-37) when leading off an inning...Had multiple steals in 5 contests...Went 20-for-63 (.317) with 6 extra-base hits in 17 games from 7/19-8/16...**2011:** Named the Red Sox Minor League Base Runner of the Year after leading the Red Sox system and the Single-A South Atlantic League with 55 stolen bases...Caught stealing 10 times for an 84.6% success rate...Led Greenville in games (119), at-bats (455), and runs (81), and ranked among team leaders in hits (3rd, 106), triples (T-2nd, 4), hit by pitches (3rd, 11), and walks (T-2nd, 43)...Played 73 games in center field, 20 in right, and 5 in left...Selected as the Red Sox Minor League Base Stealer for May and July after swiping an SAL-leading 14 and 18 bases, respectively...Went 4-for-4 in stolen base attempts on 6/10 at Rome...Following the season, rated by *Baseball America* as the fastest base runner in the Red Sox system and the fastest and best base runner in the SAL...Stole 4 bases in 8 games for

SANCHEZ, Felix Alberto (CONT.)

OF

Lacey of the Dominican Winter League...**2010:** Played all 57 games for Short-A Lowell in center field and joined Greenville for 1 game at the conclusion of the New York-Penn League season...Led the NYPL with a Spinners-record 38 stolen bases, 4th among Sox farmhands, and ranked 7th in the circuit in batting (.323)...Named to the NYPL Mid-Season All-Star Team...Named Red Sox Minor League Base Runner for July and the Base Stealer for August...Rated by *Baseball America's* 2011 Best Tools survey as the fastest base runner in the Sox system...**2009:** Led the Gulf Coast League Red Sox with 10 stolen bases...Tied for the team lead with 34 games in the outfield (22 CF, 9 RF, 4 LF)...Named Red Sox Minor League Base Stealer for May while at extended Spring Training...Ranked 8th in the GCL with a .315 AVG (23-for-73) in August...**2008:** Hit .244 (30-for-123) with 13 RBI in 41 games with the Dominican Summer League Red Sox...Did not commit an error in 37 appearances (51 TC) between all 3 outfield positions.

YEAR	CLUB	AVG	G	AB	R	H	2B	3B	HR	RBI	SH	SF	HP	BB	SO	SB	CS	E
2008	DSL Red Sox	.244	41	123	23	30	2	2	0	13	2	0	3	24	35	12	3	0
2009	GCL Red Sox	.246	40	138	17	34	7	3	1	11	2	1	0	9	39	10	4	2
2010	Lowell	.323	57	220	45	71	6	2	0	9	3	0	2	26	59	38	11	3
	Greenville	.000	1	3	0	0	0	0	0	0	0	0	0	1	1	0	0	1
2011	Greenville	.233	119	455	81	106	13	4	0	29	4	1	11	43	130	55	10	9
2012	Salem	.262	46	145	16	38	6	1	1	13	1	2	5	10	42	25	4	3
Minor Lg. Totals		.257	304	1084	182	279	34	12	2	75	12	4	21	113	306	140	32	18

SCOTT, Robert John (Robby)

LHP

HT: 6'3"; **WT:** 220; **BATS:** Switch; **THROWS:** Left; **BORN:** 8/29/1989 in Miami, FL; **RESIDES:** Miami, FL; **ACQUIRED:** Signed by the Red Sox as a non-drafted free agent, 8/9/2011.

2012: Made 14 relief appearances with the Gulf Coast League Red Sox after beginning the season on the DL...Posted a 0.44 ERA (1 ER/20.1 IP), the 3rd-lowest mark among GCL hurlers with at least 20.0 innings...Ranked 2nd on the club in outings and 3rd with 11 games finished...Gave up 1 hit or less in 12 appearances...Held right-handed batters to a .188 AVG (12-for-64) and .203 SLG...Did not allow a run while surrendering just 4 hits over his 1st 8 games of the season (11.0 IP)...Converted his only save opportunity on 8/8 at the GCL Rays...**2011:** Purchased from Yuma of the independent North American League on 8/9 after tossing 11 scoreless innings with 19 strikeouts for the Scorpions...Made pro debut on 8/11 and played in 6 games between the GCL Red Sox and Short-A Lowell...Converted both save opportunities while allowing 1 run on 4 hits in 7.1 innings with the GCL Red Sox...**PERSONAL:** Posted a 4.82 ERA (5 ER/9.1 IP) in 16 relief appearances for Florida State University in 2011.

YEAR	CLUB	W-L	ERA	G	GS	CG	SHO	SV	IP	H	R	ER	HR	HB	BB	SO	WP	BK
2011	Yuma	1-0	0.00	7	1	0	0	0	11.0	6	0	0	0	0	4	19	0	---
	GCL Red Sox	0-0	1.23	4	0	0	0	2	7.1	4	1	1	1	1	1	11	0	0
	Lowell	1-1	1.59	2	0	0	0	0	5.2	2	2	1	1	2	1	5	0	0
2012	GCL Red Sox	0-0	0.44	14	0	0	0	1	20.1	13	2	1	0	1	5	23	1	0
Minor Lg. Totals		1-1	0.81	20	0	0	0	3	33.1	19	5	3	2	4	7	39	1	0
Independent Lg. Totals		1-0	0.00	7	1	0	0	0	11.0	6	0	0	0	0	4	19	0	---

SHAW, Travis R.

3B

HT: 6'4"; **WT:** 225; **BATS:** Left; **THROWS:** Right; **BORN:** 4/16/1990 in Washington Court House, OH; **RESIDES:** Washington Court House, OH; **SIGNED BY:** Jon Adkins; **ACQUIRED:** Red Sox 12th pick (9th round, 292nd overall) in the June 2011 draft.

2012: Batted .287 (133-for-464) with 44 doubles, 3 triples, 19 homers, 85 RBI, 80 walks, 82 runs, and 12 stolen bases between High-A Salem and Double-A Portland...Led Red Sox minor leaguers with in doubles and finished among organizational leaders in RBI (2nd) and home runs (T-4th)...Paced the Carolina League in a .397 OBP and .517 SLG...Went a combined 5-for-8 (.625) with the bases loaded...Began the year with Salem and placed 3rd in High-A with a .957 OPS...Also led the CL with a .411 OBP and .545 SLG, while ranking among league leaders in AVG (4th, .305), extra-base hits (T-2nd, 50), RBI (4th, 73), walks (3rd, 59), and home run-to-at-bat ratio (3rd, 1/22.13)...Knocked a grand slam on 5/9 vs. Potomac...Named Batter of the Week in the CL for 5/29-6/3 after going 10-for-25 (.400) with 7 runs and a league-leading 4 homers, 11 RBI, and 24 total bases...Named MVP of the California-Carolina League All-Star Game on 6/9 after knocking a 2-run homer...Walked a career-high 4 times on 7/17 at Frederick...Selected as a CL Mid- and Post-Season All-Star...Promoted to Portland on 8/1...**2011:** In his 1st pro season, led Short-A Lowell with 36 RBI and 34 walks and ranked 2nd with 13 doubles, 8 homers, and 33 runs...Also ranked among team leaders in games (T-3rd, 57) and hits (T-2nd, 53)...Batted .379 (111-for-29) with runners in scoring position and 2 outs...Named the New York-Penn League Batter of the Week for 6/27-7/3 after setting a Spinners record for total bases in a single game by going 4-for-4 with 2 walks, 3 doubles, a home run, 3 runs and 5 RBI on 7/2 at Connecticut...Transferred to Single-A Greenville on 9/4 with 2 games left in the season...**PERSONAL:** Hit .307 (75-for-244) with a conference-leading 14 homers and posted a .553 SLG and 51 RBI in 62 games at Kent State University in 2011...Named to the All-MAC 1st-Team in 2011 and 2nd-Team in 2010...His father, Jeff, pitched parts of 12 ML seasons (1990-01)...Selected by Boston in the 32nd round of the June 2008 draft but did not sign.

YEAR	CLUB	AVG	G	AB	R	H	2B	3B	HR	RBI	SH	SF	HP	BB	SO	SB	CS	E
2011	Lowell	.262	57	202	33	53	13	0	8	36	0	2	2	34	47	3	0	9
	Greenville	.333	2	9	1	3	1	0	0	1	0	0	0	1	0	0	0	0
2012	Salem	.305	99	354	69	108	31	3	16	73	0	3	7	59	81	11	2	13
	Portland	.227	31	110	13	25	13	0	3	12	0	1	1	21	34	1	1	2
Minor Lg. Totals		.280	189	675	116	189	58	3	27	122	0	6	10	115	162	15	3	24

SHEPARD, Brenden Michael**RHP**

HT: 6'0"; **WT:** 190; **BATS:** Right; **THROWS:** Right; **BORN:** 10/7/1987 in Concord, MA; **RESIDES:** Boxford, MA; **SIGNED BY:** Jared Banner; **ACQUIRED:** Red Sox 31st pick (28th round, 862nd overall) in the June 2011 draft.

2012: Did not play due to injury...**2011:** Made pro debut in 10 games with the Gulf Coast League Red Sox...Went 1-1 with a 3.77 ERA (6 ER/14.1 IP) in 6 games in July...Converted his only save opportunity on 7/19 vs. the GCL Rays...**PERSONAL:** Collected a school-record 10 saves with a 3.63 ERA (9 ER/22.1 IP) and 34 K's in 20 relief appearances for Division II Stonehill (MA) College as a senior in 2011...Also played shortstop in 1st 3 years with the Skyhawks, posting a .239 AVG with 51 runs, 19 doubles, 7 triples, 4 home runs, and 55 RBI...Became the 1st Stonehill player to be selected in the MLB draft.

YEAR	CLUB	W-L	ERA	G	GS	CG	SHO	SV	IP	H	R	ER	HR	HB	BB	SO	WP	BK
2011	GCL Red Sox	1-1	4.84	10	0	0	0	1	22.1	24	16	12	1	0	5	16	5	0
2012	Did Not Play Due to Injury																	

SOPILKA, David Alejandro**C**

HT: 6'0"; **WT:** 170; **BATS:** Right; **THROWS:** Right; **BORN:** 8/30/1993 in Barquisimeto, VZ; **RESIDES:** Barquisimeto, VZ; **SIGNED BY:** Ernesto Gomez and Craig Shipley; **ACQUIRED:** Signed by the Red Sox as an international free agent, 5/7/2010.

2012: Caught 25 of 40 (62.5%) attempted base stealers in his domestic debut with the Gulf Coast League Red Sox...**2011:** Returned to the Dominican Summer League Red Sox, ranking among team leaders in hits (4th, 50), doubles (2nd, 10), RBI (3rd, 30), and total bases (4th, 65)...Caught 18 of 51 (35.3%) attempted base stealers...Hit .348 (16-for-46) against southpaws...Went 12-for-40 (.300) with RISP and 2 outs...Batted .293 (27-for-92) in 24 games from 6/30-7/31...Tallied a season-high 4 hits on 7/31 vs. the DSL Mets...Knocked 1st pro homer on 8/8 at the DSL Mariners and collected 1st steal on 8/19 at the DSL Indians...**2010:** Made his pro debut with the DSL Sox...Caught 16 of 51 (31.4%) attempted base stealers.

YEAR	CLUB	AVG	G	AB	R	H	2B	3B	HR	RBI	SH	SF	HP	BB	SO	SB	CS	E
2010	DSL Red Sox	.156	38	122	11	19	2	1	0	11	1	2	2	20	23	0	0	4
2011	DSL Red Sox	.260	53	192	25	50	10	1	1	30	2	7	3	20	29	1	2	4
2012	GCL Red Sox	.196	31	107	9	21	2	0	0	8	0	0	1	8	17	0	0	2
Minor Lg. Totals		.214	122	421	45	90	14	2	1	49	3	9	6	48	69	1	2	10

SPALDING, Matthew David**RHP**

HT: 5'11"; **WT:** 190; **BATS:** Right; **THROWS:** Right; **BORN:** 10/22/1992 in Louisville, KY; **RESIDES:** Louisville, KY; **SIGNED BY:** Jon Adkins; **ACQUIRED:** Red Sox 32nd pick (29th round, 892nd overall) in the June 2011 draft.

2012: Made 8 appearances (4 GS) in his pro debut with the Gulf Coast League Red Sox...Held right-handed batters to a .133 AVG (6-for-45)...**PERSONAL:** Went 6-4 as a senior at St. Xavier (KY) High School in 2011.

YEAR	CLUB	W-L	ERA	G	GS	CG	SHO	SV	IP	H	R	ER	HR	HB	BB	SO	WP	BK
2011	GCL Red Sox	1-1	2.70	8	4	0	0	0	20.0	11	10	6	1	10	12	15	3	0

SPRING, Matthew C.**C**

HT: 6'2"; **WT:** 215; **BATS:** Right; **THROWS:** Right; **BORN:** 11/7/1984 in Phoenix, AZ; **RESIDES:** Columbus, GA; **SIGNED BY:** Fred Repke (Tampa Bay); **ACQUIRED:** Signed by the Red Sox as a minor league free agent, 3/13/2011.

2012: Spent the majority of the season at Double-A Portland...Made 52 appearances at catcher and 11 at 1st base...Caught 14 of 79 (17.7%) attempted base stealers...After the season, played in 3 games for Escogido of the Dominican Winter League...**2011:** Signed by the Red Sox and split the season between High-A Salem and Portland with a short stint at Triple-A Pawtucket...Hit .250 (43-for-172) with 11 homers in 47 games between the 3 stops...Set career-highs in home runs and extra-base hits (28)...Made 37 appearances behind the plate and caught 21 of 60 (35.0%) attempted base stealers...**2010:** Batted .225 (38-for-169) in 48 games between High-A Charlotte and Double-A Montgomery...Threw out 6 of 22 (27.2%) attempted base stealers...Released by Tampa Bay on 11/6...**2009:** Set a career high with 33 RBI with Montgomery...Caught 22 of 89 (22.5%) attempted base stealers...**2008:** Set career highs in home runs (9), AVG (.248), OBP (.314) and SLG (.431)...At Charlotte, won the 2nd annual Erik Walker Community Champion Award, honoring a Tampa Bay minor leaguer who exemplifies teamwork, sportsmanship and community involvement...Played for Peoria of the Arizona Fall League...**2007:** In 59 games between Montgomery and Single-A Columbus, hit .186 (35-for-188)...Combined to catch 20 of 64 (31.3%) attempted base stealers...**2006:** In 98 games between Short-A Hudson Valley and Single-A Southwest Michigan, batted .204 (70-for-343)...Threw out a combined 26 of 92 (28.3%) attempted base stealers...**2005:** Caught 26 of 69 (37.7%) attempted base stealers for Hudson Valley...**2004:** Homered in professional debut with Hudson Valley on 6/18 at New Jersey...**PERSONAL:** Became the highest-drafted player from Dixie State (UT) College.

MINOR LEAGUE PLAYERS, CONTINUED

SPRING, Matthew C. (CONT.)

YEAR	CLUB	AVG	G	AB	R	H	2B	3B	HR	RBI	SH	SF	HP	BB	SO	SB	CS	E
2004	Hudson Valley	.220	50	168	20	37	4	2	8	23	0	3	3	17	62	0	1	3
2005	Hudson Valley	.188	50	170	24	32	8	1	4	19	0	2	2	27	60	2	0	7
2006	SW Michigan	.205	48	176	14	36	11	0	4	13	0	2	1	7	67	3	0	5
	Hudson Valley	.204	50	167	13	34	8	0	4	15	2	2	1	13	66	0	2	4
2007	Columbus	.209	30	91	9	19	4	1	3	18	0	0	0	10	24	0	0	1
	Montgomery	.165	29	97	11	16	4	0	4	11	3	2	0	5	32	0	0	5
2008	Montgomery	.248	70	246	28	61	16	1	9	30	0	3	3	22	68	0	1	4
2009	Montgomery	.196	68	224	23	44	13	0	8	33	1	2	2	22	74	0	0	6
2010	Charlotte	.252	29	103	14	26	4	0	4	12	2	1	0	8	25	0	0	2
	Montgomery	.182	19	66	10	12	5	0	3	15	0	2	2	4	20	1	0	2
2011	Salem	.250	24	88	13	22	7	0	7	23	0	0	0	6	32	0	1	0
	Portland	.257	20	74	12	19	9	0	4	13	0	0	2	9	27	0	0	0
	Pawtucket	.200	3	10	0	2	1	0	0	0	0	0	0	5	0	0	0	0
2012	Portland	.197	60	198	16	39	8	0	7	22	0	0	3	23	74	0	2	6
	Pawtucket	.333	2	9	1	3	1	0	0	1	0	0	0	4	1	0	0	0
Minor Lg. Totals		.213	552	1887	208	402	103	5	69	248	8	19	19	173	640	7	7	45

STRIZ, Nathan J. (Nate)

RHP

HT: 6'2"; **WT:** 233; **BATS:** Right; **THROWS:** Right; **BORN:** 10/15/1988 in Lakeland, FL; **RESIDES:** Lakeland, FL; **SIGNED BY:** Bob Mayer (Cleveland); **ACQUIRED:** Signed by the Red Sox as a minor league free agent, 1/7/2013.

2012: Placed 2nd on Single-A Greenville with 8 saves and 21 games finished in his 1st season in the Red Sox system...Converted 8 of 10 save opportunities...Recorded 9 perfect outings...Held right-handed batters to a .159 AVG (11-for-69)...Made 1 appearance with the Gulf Coast League Red Sox on 6/21...Allowed 1 earned run in 12 outings (15.0 IP, 0.60 ERA) from 7/14-8/16...Fanned a season-high 5 batters in 2.1 innings on 7/4 vs. Rome...Released by the Indians on 3/29...**2011:** In 38 games (2 GS) between Short-A Mahoning Valley and Single-A Lake County, went 4-7 with 2 saves, a 4.81 ERA (44 ER/82.1 IP) and 74 strikeouts...Transferred to Short-A on 7/2 and recorded a season-high 6 strikeouts that afternoon...Went 2-2 with a save, 2.21 ERA (5 ER/20.1 IP) and 23 K's over his 1st 9 outings with the Scrappers in July...**2010:** Made pro debut in 2 games with Mahoning Valley...**PERSONAL:** Went 3-0 with a 3.00 ERA (17 ER/51.0 IP) and 57 strikeouts in 51 career appearances at the University of North Carolina from 2008-09...Originally selected by the Twins in the 5th round of the June 2007 draft but did not sign.

YEAR	CLUB	W-L	ERA	G	GS	CG	SHO	SV	IP	H	R	ER	HR	HB	BB	SO	WP	BK
2010	Mahoning Valley	0-0	0.00	2	0	0	0	0	2.0	0	0	0	0	0	1	2	0	0
2011	Lake County	0-2	6.88	20	1	0	0	1	35.1	36	27	27	3	3	26	25	6	0
	Mahoning Valley	4-5	3.26	18	1	0	0	1	47.0	39	22	17	1	3	23	49	9	0
2012	GCL Red Sox	0-0	0.00	1	0	0	0	0	2.0	1	0	0	0	0	1	3	0	0
	Greenville	2-3	3.34	23	0	0	0	8	29.2	19	11	11	2	0	12	43	4	0
Minor Lg. Totals		6-10	4.27	64	2	0	0	10	116.0	95	60	55	6	6	63	122	19	0

STROUP, Kyle L.

RHP

HT: 6'6"; **WT:** 235; **BATS:** Right; **THROWS:** Right; **BORN:** 3/13/1990 in Elgin, IL; **RESIDES:** Ingleside, IL; **SIGNED BY:** Chris Mears; **ACQUIRED:** Red Sox 52nd pick (50th round, 1,504th overall) in the June 2008 draft.

2012: Did not play due to injury...**2011:** Ranked 3rd on Single-A Greenville with 21 starts...Held opponents to a .204 AVG (10-for-49) with RISP and 2 outs...Went 5-1 with a 1.82 ERA (8 ER/39.2 IP) in his final 8 starts from 7/17-9/3...Spent time on the DL from 6/20-7/16 and 8/21-9/1...Tossed the only complete game of the season for the Drive, a 7.0-inning effort on 8/15 vs. Rome (G1)...**2010:** Did not play due to injury...**2009:** Made his pro debut with 12 relief appearances with the Gulf Coast League Red Sox...Posted a 2.50 ERA (5 ER/18.0 IP) with 15 strikeouts over his last 8 appearances beginning 7/17...**PERSONAL:** Was selected with the final pick of the June 2008 draft...Combined to strike out 135 batters in 103.1 innings for Grant Community (IL) High School during his junior and senior years.

YEAR	CLUB	W-L	ERA	G	GS	CG	SHO	SV	IP	H	R	ER	HR	HB	BB	SO	WP	BK
2009	GCL Red Sox	1-1	4.50	12	0	0	0	0	24.0	28	12	12	0	1	14	19	6	0
2010	Did Not Play Due to Injury																	
2011	Greenville	6-6	3.67	21	21	1	0	0	95.2	101	44	39	6	4	26	75	6	1
2012	Did Not Play Due to Injury																	
Minor Lg. Totals		7-7	3.84	33	21	1	0	0	119.2	129	56	51	6	5	40	94	12	1

SUAREZ, Alixon Henry

C

HT: 6'1"; **WT:** 180; **BATS:** Right; **THROWS:** Right; **BORN:** 7/25/1994 in Carora, VZ; **RESIDES:** Carora, VZ; **SIGNED BY:** Ernesto Gomez and Craig Shipley; **ACQUIRED:** Signed by the Red Sox as an international free agent, 11/21/2010.

2012: Led the Dominican Summer League Red Sox with .425 SLG and placed 2nd with 15 doubles, 4 homers (tied), and 96 total bases...Also ranked 3rd on the club with 61 hits, 4 triples (tied), and 39 walks (tied)...Batted .292 (42-for-144) against right-handed pitchers...Went 18-for-52 (.346) when leading off an inning...Caught 27 of 73 (37.0%) attempted base stealers...Reached base safely in a DSL-high 32 consecutive games from 6/2-8/22 at .295 (36-for-122) with 18 walks...**2011:** Made pro debut with the DSL Red Sox, tying for the club lead with 2 home runs...Caught 33 of 84 (39.3%) attempted base stealers

SUAREZ, Alixon Henry (CONT.)**C**

YEAR	CLUB	AVG	G	AB	R	H	2B	3B	HR	RBI	SH	SF	HP	BB	SO	SB	CS	E
2011	DSL Red Sox	.224	62	210	35	47	7	0	2	25	4	3	11	39	45	0	1	4
2012	DSL Red Sox	.270	63	226	41	61	15	4	4	28	0	2	11	39	41	2	3	5
Minor Lg. Totals		.248	125	436	76	108	22	4	6	53	4	5	22	78	86	2	4	9

SUTTON, Drew - See Page 277**INF****SWEENEY, Ryan - See Page 281****OF****SWIHART, Blake Aubry****C**

HT: 6'1"; **WT:** 175; **BATS:** Switch; **THROWS:** Right; **BORN:** 4/3/1992 in Bedford, TX; **RESIDES:** Rio Rancho, NM; **SIGNED BY:** Matt Mahoney; **ACQUIRED:** Red Sox 2nd pick (1st round, 26th overall) in the June 2011 draft.

2012: Made his full-season debut with Single-A Greenville, ranking among club leaders in triples (T-2nd, 4) and homers (T-4th, 7)...Caught 27 of 86 (31.3%) opposing base stealers...Went 28-for-78 (.359) when leading off an inning...Hit safely in 18 of 20 games at .342 (26-for-76) with 9 extra-base hits and 16 RBI from 5/10-6/7...Batted .322 (19-for-59) in June...Knocked in a season-high 5 runs on 6/2 vs. Charleston...Missed time on the DL from 8/1-8/14...Following the season, ranked by *Baseball America* as Boston's No. 1 catching prospect and No. 6 prospect overall...Selected as the No. 17 prospect overall in the South Atlantic League by the same publication...**2011:** Made his pro debut with the Gulf Coast Red Sox...Ranked by *Baseball America* as Boston's No. 1 catching prospect and No. 3 overall prospect following the season...**PERSONAL:** Rated the No.1 catcher in the June 2011 draft by *Baseball America*...Became the highest-drafted player out of New Mexico since Shane Andrews in 1990...Hit .602 (56-for-93) with 17 doubles, 5 triples, 5 homers, 41 RBI, and 58 runs in 28 games as a senior at V. Sue Cleveland (NM) High School in 2011...Named to the Class 5A North All-Star squad by the New Mexico High School Coaches Association...Played for USA Baseball's 18U National Team in 2010 and led the team with a .448 AVG...Selected as a Louisville Slugger All-American and participated in the AFLAC All-American High School Baseball Classic in 2010.

YEAR	CLUB	AVG	G	AB	R	H	2B	3B	HR	RBI	SH	SF	HP	BB	SO	SB	CS	E
2011	GCL Red Sox	.000	2	6	0	0	0	0	0	0	0	0	0	2	0	0	0	0
	Greenville	.262	92	344	44	90	17	4	7	53	0	8	0	26	68	6	2	7
Minor Lg. Totals		.257	94	350	44	90	17	4	7	53	0	8	0	26	70	6	2	7

SWINSON, Scott**RHP**

HT: 6'2"; **WT:** 190; **BATS:** Right; **THROWS:** Right; **BORN:** 3/11/1988 in Columbia, MD; **RESIDES:** Ellicott City, MD; **SIGNED BY:** Danny Watkins; **ACQUIRED:** Signed by the Red Sox as a non-drafted free agent, 6/21/2010.

2012: Went 4-2 with a 3.01 ERA (23 ER/68.2 IP) in 22 games (5 GS) between High-A Salem, Single-A Greenville and the Gulf Coast League Red Sox...Posted a 4-0 record with a 1.71 ERA (9 ER/47.1 IP) over 12 appearances (4 GS) with the Drive from 4/26-6/16, the 2nd-best ERA in the South Atlantic League in that time...Made 2 rehab starts in the GCL while missing time on the DL from 6/24-8/20...**2011:** Ranked 2nd among Single-A Greenville qualifiers with a 3.27 ERA...Went 3-4 with a 2.76 ERA (15 ER/49.0 IP) in 10 starts and 2-1 with a 3.96 ERA (16 ER/36.1 IP) in 15 relief appearances...Struck out a season-high 8 batters in 3.1 innings on 5/11 at Asheville...Missed time on the DL from 6/28-7/8 and went 1-0 with a 2.45 ERA (5 ER/18.1 IP) in 4 games (2 starts) in July after his return...**2010:** Posted a 3.33 ERA (18 ER/48.2 IP) with the Gulf Coast Red Sox, 3rd among qualifying Sox farmhands and 2nd on the team...Tied for the club lead with 44.2 innings in relief and finished 2nd on the team in saves (3) and games finished (9)...Went at least 4.0 innings in 7 of his 15 games...Did not allow an earned run in 7 of 8 outings from 7/9-8/9 with a 1.08 ERA (3 ER/25.0 IP) in that span...**PERSONAL:** Went 11-0 with a 2.63 ERA as a senior with Lee (TN) University in 2010, with 92 K's and just 15 walks over 96.0 innings...Spent his 1st 3 college seasons at the University of Maryland...Was selected by Baltimore in the 46th round of the June 2009 draft but did not sign.

YEAR	CLUB	W-L	ERA	G	GS	CG	SHO	SV	IP	H	R	ER	HR	HB	BB	SO	WP	BK
2010	GCL Red Sox	2-2	3.33	15	1	0	0	3	48.2	52	30	18	2	1	9	36	1	0
2011	Greenville	5-5	3.27	25	10	0	0	0	85.1	84	37	31	7	2	17	61	1	0
2012	GCL Red Sox	0-0	0.00	2	0	0	0	0	3.0	0	0	0	0	0	0	1	0	0
	Greenville	4-0	1.74	14	4	0	0	0	51.2	47	14	10	0	2	12	34	1	0
	Salem	0-2	8.36	6	1	0	0	0	14.0	18	15	13	3	3	7	11	0	0
Minor Lg. Totals		11-9	3.20	62	16	0	0	3	202.2	201	96	72	12	8	45	143	3	0

TAVAREZ, Aneury De Jesus**2B**

HT: 5'9"; **WT:** 175; **BATS:** Left; **THROWS:** Right; **BORN:** 4/14/1992 in Barrio Obrero, DR; **RESIDES:** Barrio Obrero, DR; **SIGNED BY:** Manny Nanita; **ACQUIRED:** Signed by the Red Sox as an international free agent, 10/18/2010.

2012: Led Short-A Lowell with 4 triples and ranked among club leaders in games (4th, 62), at-bats (4th, 213), hits (4th, 58), doubles (3rd, 9), homers (T-2nd, 4), RBI (T-3rd, 24), and total bases (3rd, 87)...Spent the entire season with the Spinners, playing 29 games in left field, 17 in center field, and 14 in right field at a combined .974 fielding percentage (3 E/116 TC)...Batted .303 (20-for-66) against southpaws...Hit .295 (31-for-105) with 4 doubles, 4 triples, and 2 homers in 28 games in August...**2011:** Made pro debut with the Gulf Coast League Red Sox...Tied for 3rd on the club with 3 home runs...Hit a triple in each of the 1st 2 games of the season from 6/20-21...Knocked 1st professional homer on 8/5 at the GCL Twins.

YEAR	CLUB	AVG	G	AB	R	H	2B	3B	HR	RBI	SH	SF	HP	BB	SO	SB	CS	E
2011	GCL Red Sox	.220	33	100	10	22	1	2	3	8	1	1	4	8	40	3	3	12
2012	Lowell	.272	62	213	19	58	9	4	4	24	3	1	7	11	59	6	3	3
Minor Lg. Totals		.256	95	313	29	80	10	6	7	32	4	2	11	19	99	9	6	15

TAVERAS, Francisco Javier**LHP**

HT: 6'0"; **WT:** 168; **BATS:** Left; **THROWS:** Left; **BORN:** 5/23/1990 in Altos de las Rojas, DR; **RESIDES:** Altos de las Rojas, DR; **SIGNED BY:** Manny Nanita; **ACQUIRED:** Signed by the Red Sox as an international free agent, 5/11/2009.

2012: Spent the season at Short-A Lowell, leading the club and ranking 3rd in the New York-Penn League with a .190 opponent AVG while also placing 2nd on the Spinners and 4th in the league with a 1.99 ERA (15 ER/68.0 IP)...Finished 2nd on the team with 59 strikeouts and 3rd with 68.0 innings...Fanned at least 1 batter in every game and has now tallied a strikeout in all 52 pro outings...Did not surrender a home run all season and has now not allowed a longball in all 224.0 pro innings...Made 14 of 15 appearances out of the bullpen after spending the majority of his career as a starter...Held left-handed batters to a .111 AVG (6-for-54)...Struck out a career-high 9 batters in his only start of the year on 6/18 vs. Connecticut...Tossed at least 4.0 innings in 13 outings...Won 5 of his 6 decisions from 7/24-8/29...Allowed 1 hit over 5.2 scoreless frames on 7/29 vs. State College...**2011:** Led the Gulf Coast League Red Sox with 54.2 innings and 42 strikeouts and tied for the club lead with 5 wins and 11 starts...Ranked 5th in the league with 7.14 strikeouts per 9.0 innings...Went 4-1 with a 1.98 ERA (6 ER/27.1 IP) and 23 strikeouts in 6 games (5 starts) in July...Made only relief appearance on 7/8 at the GCL Twins...**2010:** Appeared in 12 games (9 starts) for the GCL Red Sox...Allowed 2 earned runs or less in 6 of his 9 starts...Led team southpaws in innings (43.1) and strikeouts (37)...Allowed 2 earned runs or less in 6 of his 9 starts...Did not yield a homer in 43.1 innings, the 7th-most frames without allowing a long ball in the GCL...**2009:** Finished among qualifying Dominican Summer League starters in strikeouts per 9.0 IP (11.02) and ERA (14th, 1.71)...Ranked 2nd on the club in ERA, strikeouts and opponent AVG (.172)...Allowed 1 earned run or less in each of his last 9 starts from 6/25-8/11, posting a 0.82 ERA (4 ER/43.2 IP) with 54 punch outs in that time.

YEAR	CLUB	W-L	ERA	G	GS	CG	SHO	SV	IP	H	R	ER	HR	HB	BB	SO	WP	BK
2009	DSL Red Sox	3-2	1.71	13	13	0	0	0	58.0	39	13	11	0	5	29	71	8	0
2010	GCL Red Sox	2-3	4.98	12	9	0	0	0	43.1	52	30	24	0	4	17	37	2	0
2011	GCL Red Sox	5-3	3.62	12	11	0	0	0	54.2	60	32	22	0	2	16	42	6	0
2012	Lowell	6-3	1.99	15	1	0	0	0	68.0	46	21	15	0	1	31	59	5	0
Minor Lg. Totals		16-11	2.89	52	34	0	0	0	224.0	197	96	72	0	12	93	209	21	0

TAVERAS, German Luis**RHP**

HT: 6'2"; **WT:** 180; **BATS:** Right; **THROWS:** Right; **BORN:** 2/15/1993 in Santo Domingo, DR; **RESIDES:** Santo Domingo, DR; **SIGNED BY:** Manny Nanita and Craig Shipley; **ACQUIRED:** Signed by the Red Sox as an international free agent, 5/7/2011.

2012: Returned to the Dominican Summer League Red Sox, placing among club leaders in appearances (2nd, 16), holds (T-3rd, 2), and games finished (2nd, 7)...Collected only save on 6/23 at the DSL Yankees2...Allowed 3 earned runs in 13.2 innings (1.98 ERA) over his final 7 outings of the season from 7/11-8/20...**2011:** Made pro debut in 5 games for the DSL Red Sox...Recorded a save in 1st career appearance on 6/24 vs. the DSL Yankees2.

YEAR	CLUB	W-L	ERA	G	GS	CG	SHO	SV	IP	H	R	ER	HR	HB	BB	SO	WP	BK
2011	DSL Red Sox	0-1	2.08	5	0	0	0	1	13.0	9	3	3	0	1	9	5	3	0
2012	DSL Red Sox	0-1	5.88	16	0	0	0	1	26.0	26	20	17	1	1	15	17	3	1
Minor Lg. Totals		0-2	4.62	21	0	0	0	2	39.0	35	23	20	1	2	24	22	6	1

THOMAS, Anthony Darrell Jr. (Tony)**2B**

HT: 5'10"; **WT:** 185; **BATS:** Right; **THROWS:** Right; **BORN:** 7/10/1986 in New Orleans, LA; **RESIDES:** Valrico, FL; **SIGNED BY:** Rolando Pino (Cubs); **ACQUIRED:** From the Chicago Cubs in exchange for RHP Robert Coello, 2/15/2011.

2012: Endured 3 trips to the DL to appear in 68 games for Triple-A Pawtucket...Tied for 3rd on the club with 12 stolen bases and for 4th with 10 homers...Made 5 errors in 213 total chances at 2nd base for a .977 fielding percentage...Knocked a pair of homers on 4/16 at Syracuse...Played in 7 post-season games with the PawSox...**2011:** Played the majority of his season with Pawtucket with a short stint at Double-A Portland and 3 trips to the DL...Batted .218 (65-for-298) at both stops...Went 6-for-14 (.429) with the bases loaded with both clubs, including 2 grand slams with Pawtucket...Played in 52 games at 2nd base, 5 at 3rd base, 4 in right field, 3 in left field, and appeared in 22 games at designated hitter...Hit safely in 10 straight games at a .361 clip (13-for-36) with 3 homers and 11 RBI from 4/9-22...Recorded a hit in 5 of 6 games with the Sea Dogs from 6/14-29...Played in Game 2 of the International League playoffs...After the season, batted .225 (20-for-89) with 17 runs in 26 games for Algodoneros de Guasave of the Mexican Pacific League...**2010:** Returned to Double-A Tennessee in the Cubs system, ranking among Southern League leaders in triples (T-2nd, 11) and SLG (4th, .485)...Led SL 2nd basemen with a .973 fielding pct. (14 E/525 TC)...Hit his 1st career grand slam on 6/13 vs. West Tennessee...Topped the Smokies with a career-high 73 RBI and ranked 2nd with 29 doubles...Hit .300 (9-for-30) with 6 runs, a double and 3 RBI in 8 playoff games...**2009:** Represented Tennessee in the Southern League All-Star Game...Led league 2nd basemen with 257 putouts...Participated in a 5-4-3 triple play, 6/20 vs. Carolina...**2008:** Led Chicago's High-A Daytona club with 30 doubles...Paced Florida State League 2nd basemen in fielding pct. (.989)...Named FSL Championship MVP after hitting .483 (14-for-29) with 8 runs, a double, a triple, a homer, and 8 RBI in 7 playoff tilts during the team's championship run...**2007:** Spent most of the year with Short-A Boise after beginning the year with 5 games in the Rookie-level Arizona League...Ranked among Northwest League leaders in stolen base pct. (.933, 28-for-30), triples (T-1st, 8), stolen bases (2nd, 28), SLG (3rd, .544) and AVG (7th, .308)...Named a *Baseball America* Short-A All-Star...Also named Chicago's 9th best prospect by the publication following the season...**PERSONAL:** Selected by the Cubs in the 3rd round of the June 2007 draft...Attended Florida State University and was named ACC Player of the Year and 1st-Team All-Conference in 2007...Named National Player of the Year by Collegiate Baseball and Rivals.com...Graduated from Bloomingdale (FL) High School in 2004...Is the nephew of former New England Patriots cornerback Maurice Hurst (1989-95).

THOMAS, Anthony Darrell Jr. (Tony) (CONT.)

2B

YEAR	CLUB	AVG	G	AB	R	H	2B	3B	HR	RBI	SH	SF	HP	BB	SO	SB	CS	E
2007	AZL Cubs	.176	5	17	7	3	0	2	0	6	0	1	1	2	5	0	0	2
	Boise	.308	46	182	44	56	12	8	5	33	1	1	5	25	41	28	2	9
2008	Daytona	.266	113	443	62	118	30	4	7	43	9	4	3	34	113	22	10	6
2009	Tennessee	.251	125	427	66	107	24	1	11	41	5	4	11	50	106	13	13	17
2010	Tennessee	.276	116	402	67	111	29	11	11	73	2	5	7	33	100	15	2	16
2011	Portland	.300	6	20	3	6	1	0	0	1	0	0	1	1	7	3	0	1
	Pawtucket	.212	80	278	35	59	17	1	8	32	0	3	4	21	74	11	3	6
2012	Pawtucket	.242	68	223	35	54	10	2	10	30	0	4	1	22	64	12	1	5
Minor Lg. Totals		.258	559	1992	319	514	123	29	52	259	17	22	32	188	510	104	31	62

TUROCY, Andrew Michael

OF

HT: 6'3"; **WT:** 190; **BATS:** Left; **THROWS:** Left; **BORN:** 12/26/1988 in Canfield, OH; **RESIDES:** Canfield, OH; **SIGNED BY:** Jon Adkins; **ACQUIRED:** Red Sox 27th pick (24th round, 742nd overall) in the June 2011 draft.

2012: Made full-season debut with Single-A Greenville...Batted .319 (22-for-69) against southpaws...Appeared at all 3 outfield positions collecting 9 assists and making 3 errors in 136 total chances (.978%)...Led the Drive and ranked 4th in the South Atlantic League with a .351 (59-for-168) over 43 games from 5/14-7/7...Recorded a season-high 4 hits on 6/8 at Hickory...**2011:** Made pro debut with Short-A Lowell...Batted .284 (25-for-88) with 10 RBI and 14 runs in 24 games in July...Went 5-for-6 with 3 runs on 7/2 at Connecticut...Hit 1st professional homer on 7/10 vs. Hudson Valley...**PERSONAL:** Hit .347 with 5 triples, 7 homers, 29 RBI, 35 runs, and 10 steals in 52 games as a senior at the University of Akron (OH) in 2011...Named 1st-Team All-Mid-American Conference in 2011...Set single-season records for hits (95) and at-bats (265) in 2010.

YEAR	CLUB	AVG	G	AB	R	H	2B	3B	HR	RBI	SH	SF	HP	BB	SO	SB	CS	E
2011	Lowell	.228	49	162	16	37	3	1	1	17	0	3	1	9	36	3	0	4
2012	Pawtucket	.282	81	291	36	82	18	1	2	29	1	2	2	18	61	8	3	3
Minor Lg. Totals		.263	130	453	52	119	21	2	3	46	1	5	3	27	97	11	3	7

VELETTE, Raynel

RHP

HT: 6'2"; **WT:** 165; **BATS:** Right; **THROWS:** Right; **BORN:** 6/10/1991 in Puerto Plata, DR; **RESIDES:** Puerto Plata, DR; **SIGNED BY:** Pablo Lantigua; **ACQUIRED:** Signed by the Red Sox as an international free agent, 2/25/2008.

2012: Split his season between starter and reliever in his return to Short-A Lowell, leading the club and ranking 3rd in the New York-Penn League with 78.1 innings pitched...Also ranked among Spinners leaders in wins (T-4th, 4), games (3rd, 16), starts (4th, 8), and strikeouts (3rd, 55)...Held right-handed opponents to a combined .174 AVG (30-for-172)...Appeared in 4 games with Single-A Greenville to begin his year and was transferred to Lowell on 6/18...Named NYPL Pitcher of the Week for 6/18-24 after allowing 1 hit over 6.0 scoreless innings to earn the win in his 1st start with the Spinners on 6/21 at Connecticut...Fanned a season-high 6 on 7/16 vs. Staten Island...**2011:** Spent entire season at Lowell...Held batters to a .176 clip (3-for-17) with the bases loaded...Posted a 4.15 ERA (6 ER/13.0 IP) in 3 starts in June...**2010:** Led the Gulf Coast League Red Sox with a 2.54 ERA (14 ER/49.2 IP), 2nd among qualifying Sox minor leaguers and 7th in the circuit...Topped GCL qualifiers in WHIP (0.91) and ranked 2nd in opponent AVG (.190)...Finished 5th among GCL relief leaders in fewest base runners per 9.0 IP (8.69)...Led the GCL Red Sox in innings (49.2) and tied for the club lead with 5 victories...Held opponents to 3 runs or less in all 12 outings and went at least 4.0 frames on 9 occasions...Named Red Sox Minor League Pitcher of the Month for August (2-1, 1.77 ERA)...**2009:** Made 14 appearances (13 starts) in a return to the Dominican Summer League...Held opponents to 2 runs or less in 13 of 14 outings, including 1 earned run or less 10 times...Did not allow an earned run over his last 3 starts (14.0 IP)...**2008:** Led the DSL Red Sox with 55.0 innings over 14 appearances (10 starts) in his 1st pro season...Served as a reliever for the final 4 games of the season, posting a 2.19 ERA (3 ER/12.1 IP) with 9 strikeouts.

YEAR	CLUB	W-L	ERA	G	GS	CG	SHO	SV	IP	H	R	ER	HR	HB	BB	SO	WP	BK
2008	DSL Red Sox	4-3	3.44	14	10	0	0	0	55.0	40	23	21	0	6	23	45	1	1
2009	DSL Red Sox	3-2	2.47	14	13	0	0	0	58.1	40	20	16	3	6	28	48	2	1
2010	GCL Red Sox	5-2	2.54	12	2	0	0	1	49.2	34	21	14	3	6	11	45	0	0
2011	Lowell	2-4	6.50	14	12	0	0	0	54.0	59	46	39	9	8	36	36	11	1
2012	Greenville	0-1	4.00	4	0	0	0	0	9.0	8	4	4	1	0	7	9	0	0
	Lowell	4-3	3.56	16	8	0	0	0	78.1	60	34	31	6	3	41	55	9	0
Minor Lg. Totals		18-15	3.70	74	45	0	0	1	304.1	241	148	125	22	29	146	238	23	3

VILLARREAL, Oscar - See Page 303

LHP

VINICIO, Jose Gregorio

SS

HT: 5'11"; **WT:** 150; **BATS:** Switch; **THROWS:** Right; **BORN:** 7/10/1993 in Santo Domingo, DR; **RESIDES:** Santo Domingo, DR; **SIGNED BY:** Manny Nani; **ACQUIRED:** Signed by the Red Sox as an international free agent, 7/13/2009.

2012: Ranked 3rd on Single-A Greenville with 24 stolen bases in 70 games despite spending 2 nearly month-long stints on the DL...Was the youngest player on the Drive the entire season...Batted .305 (57-for-187) with all 3 home runs against right-handers...Went 5-for-11 (.455) with the bases loaded...Led Greenville with a .370 AVG (30-for-81) over 21 games from 5/11-6/9...Tallied 3 hits including 2 doubles and 4 RBI, all season highs, on 6/1 vs. Charleston...Played in 2 rehab games with Short-A Lowell while on the DL from 6/22-7/11...Returned to the DL on 8/11 and missed the remainder of the season...**2011:** Led the Gulf Coast League Red Sox in games (50), hits (52), and stolen bases (19)...Ranked among GCL leaders in at-bats (2nd, 179), runs (3rd, 22), triples (T-4th), RBI (3rd, 18), and was 6th in the Red Sox organization among qualifiers in batting (.291)...Played all 50 games at shortstop to lead the GCL in games, chances (297), putouts (107), assists (161), and double

SS

VINICIO, Jose Gregorio (CONT.)

plays (25) at the position...Hit .351 (20-for-57) against left-handers...Named Red Sox Minor League Base Runner of the Month for July after swiping 14 bases, 2nd most among Red Sox minor leaguers and in the GCL in that time...Batted .386 (27-for-70) with 3 triples in 19 games in August...Following the season, selected as the No. 7 prospect in the GCL by *Baseball America*...**2010:** Was the Gulf Coast League's youngest position player and 2nd-youngest player overall in his pro debut, turning 17 on 7/10...Finished 2nd in the circuit with 6 triples, 2nd on the club...Ranked 2nd on the GCL Red Sox with 13 stolen bases...Paced the club with 43 games at shortstop...Went 5-for-5 with 3 runs, a double, and an RBI, 6/25 vs. the GCL Twins...His 1st pro homer came 8/16 vs. the GCL Rays.

YEAR	CLUB	AVG	G	AB	R	H	2B	3B	HR	RBI	SH	SF	HP	BB	SO	SB	CS	E
2010	GCL Red Sox	.253	43	158	23	40	4	6	1	22	1	2	2	7	26	13	1	23
2011	GCL Red Sox	.291	50	179	22	52	7	5	2	18	1	1	6	7	33	19	10	29
2012	Lowell	.000	2	8	0	0	0	0	0	0	0	0	0	0	2	0	0	0
	Greenville	.277	70	256	37	71	9	3	32	3	2	4	13	56	24	11	25	
Minor Lg. Totals		.273	93	337	45	92	11	11	3	40	5	5	12	27	117	56	22	77

VITEK, Kolbrin D.

3B

HT: 6'2"; **WT:** 195; **BATS:** Right; **THROWS:** Right; **BORN:** 4/1/1989 in Bryan, OH; **RESIDES:** Nashville, TN; **SIGNED BY:** Sam Ray; **ACQUIRED:** Red Sox 1st pick (1st round, 20th overall) in the June 2010 draft.

2012: Played in 46 games with Double-A Portland, missing most of the 2nd half of the season with a pair of DL stints...Went 13-for-36 (.361) when leading off an inning...Named the Red Sox Minor League Base Runner of the Month for April...Batted .316 (25-for-79) in 19 games from 4/13-5/4, including 4 straight multi-hit games to end the stretch...Knocked only home run of the year on 4/30 vs. Trenton...Spent time on the DL from 5/22 to 7/22, appearing in 4 rehab games with the Gulf Coast League Red Sox and 2 with Short-A Lowell during that time...Returned to the DL on 8/4 and missed the remainder of the season...**2011:** Ranked 8th among High-A Carolina League qualifiers in batting (.281) and placed 2nd in the circuit in runs (78)...Led Salem in runs, at-bats (473), hits (133), triples (6), and total bases (176)...Also placed among team leaders in games (2nd, 123), doubles (3rd, 22), RBI (T-3, 43), and walks (T-2nd, 45), and was 2nd among club qualifiers in batting...Hit .341 (28-for-82) with 5 doubles, 4 triples, and 17 runs in 21 games in April, including an 11-game hit streak from 4/17-27 (.458, 22-for-48)...**2010:** Combined to hit .270 with 4 home runs and 33 RBI between Short-A Lowell and Single-A Greenville in his 1st pro campaign...Spent most of the year with the Spinners and led club qualifiers in SLG (.422) and OPS (.781) while finishing 2nd in batting (.270) and OBP (.360)...Placed 2nd on the team in runs (tied, 30), triples (tied, 3), walks (tied, 26), and stolen bases (13)...Went 13-for-30 (.433) with 2 homers and 10 RBI over his final 8 games with Lowell before a promotion to Greenville on 8/26...Went 4-for-22 (.182) in 6 playoff games for the Drive...Named the No. 7 prospect in the NYPL by *Baseball America*...**PERSONAL:** Rated by *Baseball America* as the top 2nd baseman in the 2010 draft...Named MAC Player of the Year in 2010 after ranking among conference leaders in runs (1st, 73), homers (T-2nd, 17), RBI (3rd, 68), and total bases (3rd, 161) as a junior at Ball State (IN) University...Earned Louisville Slugger 1st-Team All-American honors, pacing the Cardinals in batting (.361), SLG (.691), doubles (20), and triples (tied, 30)...Also made 17 pitching appearances (13 starts) and finished 2nd in the MAC with a 3.28 ERA, going 3-4 with 3 saves and 60 strikeouts...Was a finalist for the 2010 Golden Spikes Award...Won the 2009 Triple Crown in the Great Lakes League (.400 AVG, 6 HR, 38 RBI).

YEAR	CLUB	AVG	G	AB	R	H	2B	3B	HR	RBI	SH	SF	HP	BB	SO	SB	CS	E
2010	Lowell	.270	56	204	30	55	13	3	4	30	0	4	5	26	61	13	2	14
	Greenville	.275	12	40	7	11	3	1	0	3	0	0	0	7	13	4	1	1
2011	Salem	.281	123	473	78	133	22	6	3	43	0	4	7	45	102	12	3	28
2012	GCL Red Sox	.273	4	11	4	3	1	0	0	2	0	1	0	2	0	0	0	0
	Lowell	.250	2	8	1	2	1	0	0	1	0	0	0	0	2	0	0	1
	Portland	.242	46	186	14	45	13	1	1	10	0	0	1	10	47	0	0	8
Minor Lg. Totals		.270	243	922	134	249	53	11	8	89	0	9	13	90	225	29	6	52

WATKINS, James Terrell (J.T.)

C

HT: 6'0"; **WT:** 190; **BATS:** Right; **THROWS:** Right; **BORN:** 8/30/1989 in Tuscaloosa, AL; **RESIDES:** Daphne, AL; **SIGNED BY:** Ray Fagnant; **ACQUIRED:** Red Sox 12th pick (10th round, 331st overall) in the June 2012 draft.

2012: Made debut with Short-A Lowell...Hit 1st career home run on 7/6 at Auburn...**PERSONAL:** Hit .316 (50-for-158) with 9 doubles, 5 homers, and 31 RBI in 46 games for Army in 2012...Was an All-Patriot League selection in 2011 and 2012...Holds Army career and single-season records for percentage of base runners caught...His father, Danny, is a Red Sox scout.

YEAR	CLUB	AVG	G	AB	R	H	2B	3B	HR	RBI	SH	SF	HP	BB	SO	SB	CS	E
2012	Lowell	.200	17	45	4	9	1	0	1	4	0	0	3	3	13	0	1	1

WEEMS, Jordan Blake

C

HT: 6'3"; **WT:** 175; **BATS:** Left; **THROWS:** Right; **BORN:** 11/7/1992 in Columbus, GA; **RESIDES:** Columbus, GA; **SIGNED BY:** Tim Hyers; **ACQUIRED:** Red Sox 6th pick (3rd round, 111th overall) in the June 2011 draft.

2012: Made full-season debut with Single-A Greenville...Caught 26 of 119 (21.8%) attempted base stealers in 68 games behind the plate...Collected a season-high 3 RBI on 9/1 vs. Hickory...**2011:** Reported to the Gulf Coast League Red Sox on 8/3 and made pro debut in 14 games...Went 4-for-12 (.333) with runners in scoring position...Caught 10 of 24 (41.7%) attempted base stealers...**PERSONAL:** Batted .443 with 6 home runs and 26 RBI in 39 games for Columbus (GA) High School in 2011...Led team to 2nd consecutive Georgia High School Association Class AAA State Championship in 2011...Named to the Columbus Ledger-Enquirer's 1st-Team and is an All-Bi-City Baseball selection...His father, Rick, was a minor league catcher in the St. Louis organization from 1980-82.

WEEMS, Jordan Blake (CONT.)**C**

YEAR	CLUB	AVG	G	AB	R	H	2B	3B	HR	RBI	SH	SF	HP	BB	SO	SB	CS	E
2011	GCL Red Sox	.182	14	44	4	8	2	0	0	8	0	0	1	7	16	0	0	4
2012	Greenville	.201	86	298	33	60	11	0	0	29	1	0	2	44	87	4	1	4
Minor Lg. Totals		.199	100	342	37	68	13	0	0	37	1	0	3	51	103	4	1	8

WENDELKEN, Jeffrey Benjamin (J.B.)**RHP**

HT: 6'0"; **WT:** 190; **BATS:** Right; **THROWS:** Right; **BORN:** 3/24/1993 in Guyton, GA; **RESIDES:** Guyton, GA; **SIGNED BY:** Tim Hyers; **ACQUIRED:** Red Sox 15th pick (13th round, 421st overall) in the June 2012 draft.

2012: Made his pro debut with the Gulf Coast League Red Sox, ranking 3rd on the club with 2 saves and tied for 3rd with 13 appearances...Tallied 11.8 K's per 9.0 innings (28 K/21.1 IP), recording at least 1 strikeout in every game...Posted a 0.66 WHIP, allowing just 11 hits and 3 walks on the season...Held left-handed batters to a .080 AVG (2-for-25)...Did not allow a run in 11 of 13 outings...Converted both of his save opportunities...Gave up 1 run over his 1st 9 appearances (17.0 IP, 0.53 ERA) from 7/9-8/8...**PERSONAL:** Allowed just 1 earned run over 46.0 innings (0.20 ERA) while going 7-0 with 9 saves as the closer at Middle Georgia State College in 2012...Named the 2012 GCAA Player of the Year and a 2nd Team All-American.

YEAR	CLUB	W-L	ERA	G	GS	CG	SHO	SV	IP	H	R	ER	HR	HB	BB	SO	WP	BK
2012	GCL Red Sox	2-0	1.27	13	0	0	0	2	21.1	11	3	3	0	0	3	28	0	1

WESTMORELAND, Ryan Michael**OF**

HT: 6'2"; **WT:** 195; **BATS:** Left; **THROWS:** Right; **BORN:** 4/27/1990 in Newport, RI; **RESIDES:** Portsmouth, RI; **SIGNED BY:** Ray Fagnant; **ACQUIRED:** Red Sox 7th pick (6th round, 172nd overall) in the June 2008 draft.

2011-12: Did not play...**2010:** Was diagnosed with a cavernous malformation in his brain in March and missed the entire season...**2009:** Named a New York-Penn League All-Star in his 1st pro season with Short-A Lowell...Ranked among league leaders in OBP (.401, 4th in the NYPL), walks (7th, 38), and stolen bases (9th, 19 in 19 attempts) before suffering a season-ending injury on 8/28...Finished 4th among Sox farmhands with a .296 AVG (66-for-223)...Led the club in homers (7), extra-base hits (25), OBP, and SLG...Reached safely in 55 of 60 games, including each of his 1st 25 tilts...Posted a season-long, 11-game hit streak, 7/26-8/6...Made his 1st appearance in left field on 8/15 after beginning the year as DH...After the season, ranked by *Baseball America* as Boston's No. 1 prospect and the top prospect in the NYPL...Also named *Baseball America's* Short-A Player of the Year, earning a spot on the publication's Short-A All-Star Team...Was rated as the system's best hitter for average and best athlete in *Baseball America's* 2010 Best Tools survey...**PERSONAL:** Entered 2009 as the Red Sox No. 7 prospect, the No. 4 position player, and as the best athlete in the Sox farm system according to *Baseball America*...Hit .486 with 4 homers, 31 RBI, 37 runs, and 17 steals for Portsmouth (RI) High School as a senior...Also went 7-0 with a 0.45 ERA in 7 games (6 starts) and tossed a perfect game on 4/30, fanning 19 of 21 batters faced...Also pitched a complete-game, 1-hit shutout with 20 K's on 4/3...Was named Rhode Island High School Baseball Player of the Year and the state's Schoolboy Athlete of the Year in 2007.

YEAR	CLUB	AVG	G	AB	R	H	2B	3B	HR	RBI	SH	SF	HP	BB	SO	SB	CS	E
2009	Lowell	.296	60	223	38	66	15	3	7	35	0	3	3	38	49	19	0	0
2010							Did Not Play											
2011							Did Not Play											
2012							Did Not Play											

WILKERSON, William Shannon (Shannon)**OF**

HT: 6'0"; **WT:** 198; **BATS:** Right; **THROWS:** Right; **BORN:** 7/20/1988 in Lawrenceville, GA; **RESIDES:** Dacula, GA; **SIGNED BY:** Tim Hyers; **ACQUIRED:** Red Sox 7th pick (6th round, 172nd overall) in the June 2008 draft.

2012: Played in a career-high 124 games between High-A Salem and Double-A Portland, batting .268 (128-for-477) with 32 stolen bases, the 3rd most steals among Red Sox minor leaguers...Spent the majority of the season with Salem, leading the club with 5 triples and placing 4th in the Carolina League with 29 steals...Led qualifying CL outfielders with a .996 fielding percentage (1 E/227 TC) over 55 games in right field and 47 in center field...Named the Red Sox Minor League Base Runner of the Month for both May and July...**2011:** Ranked 3rd on Salem with 102 games, 54 runs, 10 homers, and 13 stolen bases...Swiped 13 of 16 bases (81.3%), the best ratio on the club...Batted .312 (24-for-77) with runners in scoring position...Played 39 games in left field, 38 in center, and 22 in right...Notched 1st career multi-homer game with 2 on 4/27 at Kinston...Reached base in 18 straight contests from 6/30-7/21 with a .288 AVG (21-for-73) and 5 walks...Hit safely in 11 consecutive games at a .313 clip (15-for-48) with 8 RBI from 7/4-18...Batted .348 (24-for-69) in 23 games in August...**2010:** Played for Single-A Greenville but missed time with a pair of DL stints...Went 4-for-5 with a double and a season-high 3 RBI, 7/6 at Kannapolis...Reached safely in 11 straight games, 7/18-30...Posted a .333 clip (11-for-33) during a career-long, 9-game hit streak to end that stretch, 7/21-30...Appeared in 54 games in left field, 12 games in right field and 1 game in center field...Led the Drive with a .389 AVG (7-for-18) in the playoffs...**2009:** Split his 1st pro season between Short-A Lowell and Greenville, appearing at all 3 outfield positions...Led the Spinners with 5 triples, tops in the New York-Penn League at the time of his 7/31 promotion to Greenville...Hit .250 (4-for-16) in 5 playoff games for the Drive...**PERSONAL:** Named 2009 Division II Player of the Year after leading the Peach Belt Conference in batting (.441), SLG (.891), runs (82), hits (101), homers (24), and triples (7) as a junior for Augusta State (GA) University...Set school records in batting, RBI (82), hits, runs, and total bases (204).

WILKERSON, William Shannon (Shannon) (CONT.)

OF

YEAR	CLUB	AVG	G	AB	R	H	2B	3B	HR	RBI	SH	SF	HP	BB	SO	SB	CS	E
2009	Lowell	.264	31	125	15	33	10	5	0	11	1	0	3	5	22	5	1	1
	Greenville	.241	29	112	18	27	7	2	2	12	0	1	0	7	17	2	0	3
2010	Greenville	.245	73	269	26	66	13	4	0	36	2	5	5	17	57	11	6	2
2011	Salem	.251	102	342	54	86	18	2	10	39	2	5	4	34	70	13	3	3
2012	Salem	.269	100	386	50	104	19	5	4	42	7	6	1	20	72	29	7	1
	Portland	.264	24	91	8	24	5	0	0	6	0	0	1	5	16	3	0	1
Minor Lg. Totals		.257	359	1325	171	340	72	18	16	146	12	14	14	88	254	63	17	11

WILLIAMS, Stephen P.

RHP

HT: 6'5"; **WT:** 210; **BATS:** Right; **THROWS:** Right; **BORN:** 8/10/1992 in Oklahoma City, OK; **RESIDES:** Piedmont, OK; **SIGNED BY:** Chris Mears; **ACQUIRED:** Red Sox 18th pick (16th round, 511th overall) in the June 2012 draft.

2012: Appeared in 2 games making his pro debut with the Gulf Coast Red Sox...**PERSONAL:** Posted a 2.51 ERA (8 ER/28.2 IP) and 40 strikeouts in 23 games as a sophomore at Seminole State (OK) College in 2012.

YEAR	CLUB	W-L	ERA	G	GS	CG	SHO	SV	IP	H	R	ER	HR	HB	BB	SO	WP	BK
2012	GCL Red Sox	0-0	0.00	2	0	0	0	0	3.0	0	0	0	0	0	1	1	0	0

WILSON, Tyler Dalton

RHP

HT: 6'5"; **WT:** 192; **BATS:** Right; **THROWS:** Right; **BORN:** 12/24/1989 in Rome, GA; **RESIDES:** Rome, GA; **SIGNED BY:** Rob English; **ACQUIRED:** Red Sox 16th pick (14th round, 442nd overall) in the June 2008 draft.

2012: In 28 games between Single-A Greenville and Short-A Lowell, went 5-2 with a save and a 5.50 ERA (42 ER/68.2 IP)...Held batters leading off an inning to a .183 AVG (11-for-60) at both stops...Began the season with the Drive and earned his only save of the season on 5/27 at Charleston...Transferred to the Spinners and ranked 3rd on the club with 5 wins...Earned the victory in his 1st 5 decisions at Lowell...Fanned a season-high 6 batters on 8/25 vs. Connecticut...**2011:** Went 6-6 with a 3.44 ERA (26 ER/68.0 IP) in 16 games (9 starts) between Lowell and Greenville...Posted a 2.70 ERA (7 ER/23.1 IP) in 5 games (1 start) in June and July with the Spinners...Went 2-1 with 2 saves and a 2.45 ERA (6 ER/22.0 IP) in August and September back with the Drive...Held South Atlantic League hitters to a .194 AVG (13-for-67) with runners on base...**2010:** Led Lowell with 64.1 innings and tied for the team lead with 14 starts...Limited right-handed hitters to a .226 AVG (31-for-137)...Held opponents to 2 runs or less in all 8 starts over 5.0 innings...Allowed 1 earned run or less in 5 straight starts from 7/31-8/27, going 3-0 with a New York-Penn League-best 1.01 ERA (3 ER/26.2 IP) in that stretch...**2009:** Pitched in 6 games (5 starts) with the Gulf Coast League Red Sox in his pro debut...Fanned 11 batters in 8.0 innings...**PERSONAL:** Went 5-2 with a 1.52 ERA for Armuchee (GA) High School as a senior in 2008.

YEAR	CLUB	W-L	ERA	G	GS	CG	SHO	SV	IP	H	R	ER	HR	HB	BB	SO	WP	BK
2009	GCL Red Sox	0-2	5.63	6	5	0	0	0	8.0	7	5	5	1	3	4	11	0	1
2010	Lowell	3-4	4.20	14	14	0	0	0	64.1	69	37	30	5	8	19	41	2	0
2011	Lowell	2-3	3.99	7	3	0	0	0	29.1	30	18	13	3	5	7	19	0	0
	Greenville	4-3	3.03	9	6	0	0	2	38.2	36	14	13	6	2	16	19	3	0
2012	Lowell	5-1	5.32	15	0	0	0	0	47.1	49	30	28	2	3	15	31	7	0
	Greenville	0-1	5.91	13	0	0	0	1	21.1	26	17	14	6	3	11	10	1	0
Minor Lg. Totals		14-14	4.44	64	28	0	0	3	209.0	217	121	103	23	24	72	131	13	1

WORKMAN, Brandon Carlin

RHP

HT: 6'5"; **WT:** 225; **BATS:** Right; **THROWS:** Right; **BORN:** 8/13/1988 in Arlington, TX; **RESIDES:** Bowie, TX; **SIGNED BY:** Jim Robinson; **ACQUIRED:** Red Sox 4th pick (2nd round, 57th overall) in the June 2010 draft.

2012: Named the Red Sox Pitcher of the Year after going 10-8 with a 3.50 ERA (54 ER/138.2 IP) and 130 strikeouts in 25 starts between High-A Salem and Double A-Portland...Ranked among organizational minor league leaders in strikeouts (T-2nd) and wins (4th)...Placed among Carolina League qualifiers in ERA (4th, 3.40), WHIP (2nd, 1.09), opponent AVG (2nd, .244), strikeouts per 9.0 innings (2nd, 8.47), walks per 9.0 innings (2nd, 1.58) and fewest base runners per 9.0 innings (1st, 9.90)...Named Pitcher of the Week in the CL for 4/23-29 after tossing a 6.0-inning, 3-hit shutout in a start on 4/27...Went 3-1 with a 1.20 ERA (4 ER/30.0 IP) over 5 starts from 5/31-6/24, the 2nd-lowest ERA in the CL in that span...Recorded a season-high 10 strikeouts on 7/16 at Frederick...Promoted to Portland on 8/8...Won each of his 1st 3 starts with the Sea Dogs, allowing just 3 runs over 18.0 innings (1.50 ERA) with 15 strikeouts...Following the season, rated by *Baseball America* as having the best curveball and best control in the Red Sox system...**2011:** Made pro debut with Single-A Greenville...Ranked 2nd on the Drive and 13th among South Atlantic League qualifiers with a 3.71 ERA (54 ER/131.0 IP)...Also placed among club leaders in starts (2nd, 26), innings (3rd, 131.0), and strikeouts (2nd, 115)...Went 1-0 with a 2.67 ERA (9 ER/30.1 IP) and 27 strikeouts in 6 starts in May...Earned 1st career win on 5/29 vs. Asheville...Landed on the DL on 6/20 and fanned a season-high 9 batters in his 1st start back on 7/2 vs. Hickory...**PERSONAL:** Went 12-2 with a 3.35 ERA as a junior for the University of Texas in 2010...Led the Big 12 Conference in wins and ranked among conference leaders in innings (4th, 104.2), strikeouts (5th, 101), ERA (9th), and opponent AVG (9th, .247)...Rated by *Baseball America* as the No. 8 right-hander available in the June 2010 draft...Was selected by Philadelphia in the 3rd round of the June 2007 draft but did not sign.

YEAR	CLUB	W-L	ERA	G	GS	CG	SHO	SV	IP	H	R	ER	HR	HB	BB	SO	WP	BK
2011	Greenville	6-7	3.71	26	26	0	0	0	131.0	128	67	54	10	5	33	115	6	1
2012	Salem	7-7	3.40	20	20	0	0	0	113.2	104	47	43	10	1	20	107	6	1
	Portland	3-1	3.96	5	5	0	0	0	25.0	23	12	11	2	0	5	23	0	0
Minor Lg. Totals		16-15	3.60	51	51	0	0	0	269.2	255	126	108	22	6	58	245	12	2

YOUNGINER, John Madison IV (Madison)**RHP**

HT: 6'4"; **WT:** 195; **BATS:** Right; **THROWS:** Right; **BORN:** 11/3/1990 in Augusta, GA; **RESIDES:** Tampa, FL; **SIGNED BY:** Quincy Boyd; **ACQUIRED:** Red Sox 7th pick (7th round, 228th overall) in the June 2009 draft.

2012: Limited to 13 appearances (12 GS) in his full-season debut with Single-A Greenville after missing almost 3 months on the DL...Earned only win on 5/7 vs. Rome...Missed time on the DL from 6/4-8/28, making 1 rehab start with the Gulf Coast League Red Sox and 3 with Short-A Lowell in that time...**2011:** Tied for the Lowell lead with 14 starts, ranked 2nd with 61.1 innings and was 3rd with 48 strikeouts...Fanned at least 1 batter in every game...Earned only win on 7/22 at Vermont (G2)...**2010:** Finished among Lowell leaders in starts (T-1st, 14), wins (T-2nd, 3), and innings (3rd, 62.0) in pro debut...Held right-handers to a .208 AVG (26-for-125)...Won his pro debut, 6/19 at Vermont, allowing just 2 base runners over 5.0 shutout frames...Allowed 3 earned runs or less in each of his last 8 starts, posting a 3.05 ERA (13 ER/38.1 IP) from 7/20-8/31...Started the Spinners' rain-shortened "Futures at Fenway" loss, 7/10 vs. Jamestown...Named the No. 20 prospect in the New York-Penn League by *Baseball America*...**PERSONAL:** Named 2009 Gatorade South Carolina Baseball Player of the Year, going 4-0 with a 1.50 ERA and 33 strikeouts for Mauldin High School...Is the cousin of Brandon Snyder, a first-round selection (13th overall) by Baltimore in 2005.

YEAR	CLUB	W-L	ERA	G	GS	CG	SHO	SV	IP	H	R	ER	HR	HB	BB	SO	WP	BK
2010	Lowell	3-7	4.79	14	14	0	0	0	62.0	56	40	33	2	5	31	40	3	1
2011	Lowell	1-6	5.28	14	14	0	0	0	61.1	64	42	36	4	6	31	48	10	1
2011	GCL Red Sox	0-0	4.50	1	1	0	0	0	2.0	1	1	1	0	1	0	3	1	0
2012	Lowell	0-0	4.09	3	3	0	0	0	11.0	8	5	5	1	2	7	4	1	1
	Greenville	1-8	7.29	13	12	0	0	0	54.1	72	52	44	8	2	30	44	6	0
Minor Lg. Totals		5-21	5.62	45	44	0	0	0	190.2	201	140	119	15	16	99	139	21	3



Steven Wright, Strength and Conditioning Coordinator Michael Roose, Xander Bogaerts, Jackie Bradley Jr., and Allen Webster at the 2013 Red Sox Rookie Program.



MEDIA INFORMATION

RED SOX MEDIA RELATIONS



Kevin Gregg
Director, Media Relations



Leah Tobin
Manager, Media Relations



Abby DeCiccio
Media Relations
Specialist



Jon Shestakofsky
Baseball Information
Specialist



Peter Cohenno
Media Relations
Coordinator



Mikio Yoshimura
Japanese Media Liaison



Zineb Curran
Director,
Corporate
Communications



Mike Ivins
Manager of Photography

MEDIA RELATIONS PHONE/FAX: 617-226-6613


VIRTUAL PRESS BOX: <http://pressroom.redsox.com>

CREDENTIAL PICKUP: All credentials may be picked up at the Fenway Park media entrance at Gate D on Level G (street level), located on the corner of Yawkey Way and Van Ness Street. Gate D is open to accredited media 4 hours before game time for all regular season games. Credential applications can be submitted through credentials.mlb.com.

MAIN PRESS BOX: The Main Press Box is located directly behind home plate on Level 5. The press box may be reached by taking the elevators or ramps located inside Gate D. Only media with proper credentials will be allowed access to the 5th floor press area. Media Dining is also located on Level 5.

CLUBHOUSES: The Red Sox clubhouse is located on Level G, near sections 15 and 16 on the 1st base side. The visitors' clubhouse is located on Level G, near sections 25 and 26 on the 3rd base side. Both clubhouses will be open pre- and post-game only to accredited members of the media who are granted access by Major League Baseball.

PHOTO LOCATIONS: Assigned photo positions are located in permanent camera wells on the outfield side of both dugouts.



RED SOX ON NESN

NESN (New England Sports Network), New England's most watched sports network is in its 30th year of carrying Red Sox baseball. Consistently one of the top rated regional sports networks in the country, NESN's high definition (HD) coverage of the Red Sox includes one hour of pre- and post-game coverage before and after every game.

NESN's award-winning broadcast team of Don Orsillo, and Jerry Remy are back to bring Red Sox fans nearly every game once again this season. They will be joined by Red Sox field reporter Jenny Dell. Tom Caron is in his 10th year as host of NESN's pre- and post-game coverage. He will be joined by an All-Star line-up of studio analysts that includes Dennis Eckersley, Tim Wakefield, Jim Rice, Matt Stairs, and Peter Gammons.



DON ORSILLO (Twitter: @DonOrsillo) is in his 13th season (since 2001) as the voice of Boston Red Sox baseball on NESN. Born in Melrose, MA, Don grew up in Madison, NH and is a graduate of Northeastern University. Orsillo previously announced baseball for the Single-A Pittsfield Mets (1991-92), the Double-A Binghamton Mets (1993-95), and the Triple-A Pawtucket Red Sox (1996-00). He also called the action for the American Hockey League's Springfield Indians/Falcons (1991-96), Providence College men's basketball on ESPN Plus (2005-08) and NESN's Boston College basketball coverage.

For the past 5 years, Orsillo has been selected to be a play-by-play announcer for TBS' Division Series coverage. Orsillo was named the 2005 Massachusetts Sportscaster of the Year by the National Sportscasters and Sportswriters Association and is a two-time Emmy Award winner for outstanding play-by-play.



JERRY REMY (Twitter: @Jerry_Remy) has served as the Red Sox' color analyst on NESN for the past 26 years (since 1988) announcing over 3,000 regular-season Red Sox games during his career. The long-time Red Sox Nation favorite was elected to the Red Sox Hall of Fame in 2006 for his playing and broadcasting accomplishments and was named the Massachusetts Sportscaster of the Year by the National Sportscasters and Sportswriters Association in 2004. A native of Somerset, MA, Remy was an infielder for 10 years in the majors with the Angels (1975-77) and Red Sox (1978-84) with a career

.275 batting AVG and 208 stolen bases in 1,154 games. He ranked among the AL leaders with 10 triples and 41 stolen bases in 1977 and was an AL All-Star in his 1st season with Boston in 1978, when he scored 87 runs and stole 30 bases. Remy has also worked games for FOX as part of its Saturday Game of the Week package. In September of 2007, Remy was elected President of Red Sox Nation through on-line voting and can often be found at Remy's Bar and Grill, which opened in 2010 and features a view of Fenway Park.



JENNY DELL (Twitter: @JennyDelINESN) enters her 2nd season as NESN's sideline reporter. In the past year, she has also reported from the Winter Meetings, team press conferences and co-anchored NESN studio shows. Prior to coming to NESN, she spent time at ESPN where she served in a variety of roles, including on-air reporter. The University of Massachusetts graduate covered the Super Bowl in 2010 and 2011 and delivered AccuScore reports for ESPN.com. Since 2008, the Connecticut native has worked behind the camera for several high profile events and programs for ESPN, including Major League Baseball, Monday Night Football, National Basketball Association (NBA) and NASCAR coverage.



TOM CARON (Twitter: @TomCaron) is in his 10th season (since 2004) hosting NESN's pre- and post-game programs. The Lewiston, ME native joined NESN in 1995 and has served as a studio host for Boston Bruins hockey, Red Sox field reporter and Hockey East play-by-play announcer. Before joining NESN, he served as a sports anchor in Plattsburgh, NY, Hanover, NH and Portland, ME. In 1993, he joined the Portland Pirates of the AHL as play-by-play announcer and communications director. Caron is a 3-time Emmy winner and regular contributor to NESN.com. He is involved with many local and regional charities including serving on the advisory board for Good Sports, Inc.

and working with Mass Mentoring, the MetroWest Food Bank, and the Boston Chapter of the American Foundation for Suicide Prevention.



DENNIS ECKERSLEY (Twitter: @Eck43) has been a studio analyst on NESN's popular pre- and post-game shows since 2003. He was elected into Baseball's Hall of Fame in 2005 after pitching 24 seasons in the major leagues with 5 teams (Indians, Red Sox, Cubs, A's, Cardinals), including 2 different stints with the Red Sox (1978-84, 1998). He spent the 1st 12 years of his career as a starting pitcher then switched to the bullpen to become 1 of the most dominant closers in the game. During a 5-year stretch beginning in 1988, Eckersley averaged 44 saves, a 1.88 ERA, more than a strikeout/inning and less than 1 walk/9 innings.

In 1992, Eckersley became only the 2nd relief pitcher to win both the AL MVP and Cy Young Award in the same season. The 6-time All-Star has served as a color analyst for the Oakland A's television broadcasts (1999), has filled in for Jerry Remy during Red Sox broadcasts and has served as a postseason studio analyst for TBS since 2008.



JIM RICE is in his 11th year as a studio analyst on NESN (since 2003). In 2009, he became the 32nd member of the Red Sox to be elected into the National Baseball Hall of Fame. Rice played 16 seasons in the major leagues, all of them with the Red Sox. The 8-time All-Star finished his career with a .298 batting AVG, 382 home runs and 1,451 RBI. Rice was voted the AL MVP in 1978 and helped lead the Red Sox to 2 World Series (1975 and 1986). He ranks 3rd behind only Ted Williams and Carl Yastrzemski on the Red Sox all-time leaders list in home runs, RBI, hits and total bases. Since retiring after the 1989 season, Rice has

remained active in the Red Sox organization, serving as a minor league hitting instructor from 1992 to 1994 before joining the parent club as hitting coach from 1995-2000. He currently serves as a special organizational instructor for the team.



TIM WAKEFIELD joined NESN's pre- and post-game team in 2012 after his final season in baseball in 2011. His 19-year MLB career included 17 years as a popular member of the Red Sox (1995-2012). He ended his career with 200 wins, 186 of them with the Red Sox, which ranks third behind only Cy Young and Roger Clemens on the Red Sox all-time career win list. He was the American League Comeback Player of the Year in 1995, an All-Star in 2009, and a two time World Series Champion. He was also honored as a champion off the field as one of the most charitable players in the league winning the Roberto Clemente Award in 2010 after being nominated 8 times during his career.



PETER GAMMONS (Twitter: @pgammo) is in his 4th year as a baseball expert on NESN.

A 3-time National Sportswriter of the Year recipient by the National Sportscasters and Sportswriters Association, Gammons was elected to the Baseball Hall of Fame as the 2004 recipient of the J.G. Taylor Spink Award for outstanding baseball writing. He spent 21 years as a baseball analyst for ESPN and online contributor to ESPN.com after a Hall of Fame career as a reporter for *The Boston Globe* and *Sports Illustrated*. Gammons is also a gifted musician and is 1 of the creators and hosts of Hot Stove Cool Music, a biannual charity

concert and musical variety show that has raised more than \$2 million for the Jimmy Fund and Theo and Paul Epstein's Foundation To Be Named Later, a branch of the Red Sox Foundation.



MATT STAIRS joins NESN as a studio analyst for a 2nd year after a 19-year career in Major League Baseball with a record 12 teams, including 1 year with the Red Sox. Stairs hit .261 with 7 doubles and 17 RBI in 39 games with the Red Sox in 1995 and finished with a .262 career batting AVG while slugging 265 home runs and 899 RBI in 1,895 big league games. He holds the major league record for career pinch-hit home runs with 23. A native of Fredericton, New Brunswick, Canada, Stairs played for Canada in the 1988 Summer Olympics in Seoul, South Korea.

RED SOX RADIO NETWORK

The Red Sox Radio Network carries every regular season game. The Red Sox and Entercom Communications announced a 10-year agreement for 2007-2016 in May 2006. A network of over 60 stations broadcasts Boston's games throughout the New England area. Joe Castiglione and Dave O'Brien will again provide radio coverage for most games in 2013. Jon Rish serves as the host of pre- and post-game Red Sox coverage.



JOE CASTIGLIONE is in his 31st season on Red Sox radio, the longest of any Red Sox radio broadcaster, and has the 2nd longest tenure of any Boston broadcaster (the late Ned Martin had 32 years). Prior to coming to Boston, Castiglione called television games for the Cleveland Indians in 1979 and 1982 and for the Milwaukee Brewers in 1981. The Hamden, CT native has also announced television games for the NBA's Cleveland Cavaliers and did college basketball on NESN for 6 years. During the offseason, Joe teaches classes in broadcast journalism at Northeastern University where he has been since 1985. For the past 15 years, he has also taught courses at Franklin Pierce University and has been an active staff member for the Jimmy Fund since 1990. A graduate of both Colgate (undergraduate) and Syracuse Universities (graduate), Joe is the author of *Broadcast Rites and Sites-I Saw It on the Radio with the Boston Red Sox*, which was published in 2004, and *Can You Believe It, 30 Years Inside Red Sox Baseball* published in 2012. Joe and his wife, Jan have 3 children and 5 grandchildren. They reside in Marshfield, MA.



DAVE O'BRIEN enters his 7th season doing Red Sox baseball and his 23rd year calling major league games. O'Brien also broadcasts for ESPN, where he has handled a variety of play-by-play roles, including Major League Baseball, Major League Soccer, College Basketball, the NCAA Women's Final Four and the NBA since joining the network in 2002. O'Brien was the voice of the 2006 World Cup Soccer Tournament televised by ABC that was nominated for an Emmy and called MLB International's coverage of the American League Championship Series and World Series from 2004-09. He worked as both a radio and television announcer for the Florida Marlins from 1993-2001 and broadcast television games for the New York Mets from 2003-05. O'Brien has also done play-by-play for the Atlanta Braves and college football and basketball action for the University of Georgia and University of Miami. The Quincy, MA native and Syracuse University graduate resides in Rye, NH with his wife, Debbie, and children Michael (22), Samantha (19) and Kaitlyn (18).



JON RISH has served as the pre- and post-game host on the Red Sox Radio Network since 2006. Rish, who also calls games for the Red Sox in Dave O'Brien's absence, joined WEEI Radio in July 2005 after 6 years with ESPN Radio in Bristol, CT. During that time he served as a Radio SportsCenter anchor and hosted studio programming for Major League Baseball, NBA, and Bowl Championship Series coverage. Rish's other play-by-play credits include Boston Celtics basketball, Boston College hockey and basketball, Pawtucket Red Sox Baseball and college basketball for NESN as well as New England Revolution soccer. Rish is a 1994 graduate of Boston College and he lives in Natick, MA with his wife, Christina, and 4 children: Matthew, Abigail, Rebecca and Kathryn.

RED SOX SPANISH RADIO NETWORK

In its 13th year, Spanish Béisbol Productions (formerly Spanish Béisbol Network) broadcasts every game of the regular season to its affiliates, including flagship WWZN (1510 AM). Uri Berenguer and Oscar Baez will once again call the action in 2013 with assistance from Bill Kulik, president of Spanish Béisbol Productions (SBP).



URI BERENGUER started working with the Red Sox Spanish-language broadcast team in 2002 and, at the age of 30, is 1 of the youngest announcers in the Major Leagues. A former Jimmy Fund patient at the Dana-Farber Cancer Institute, he became interested in a broadcasting career after a visit from Sox announcer Joe Castiglione. Berenguer attended Boston Latin Academy and Northeastern University and is the nephew of former major league pitcher Juan Berenguer.



OSCAR BAEZ returns for a 9th season on the network. Báez has hosted *Conversando de Deportes*, a Spanish-language sports talk show in Boston since 2001 and has hosted *Calentando Brazo*, Spanish Béisbol's pre-game show, for 8 years. A native of Bani, Dominican Republic, Baez played minor league baseball in the New York Yankees organization, reaching the Double-A level.

2013 RADIO AFFILIATES

MASSACHUSETTS	Boston Beverly Cape Cod Fall River Fitchburg Milford New Bedford Pittsfield Springfield Worcester	WEEI (Flagship) WBOQ WEII WSAR WPKZ WMRC WBSM WBEC WVEI WVEI	93.7 FM/850 AM 104.9 FM 96.3 FM 1480 AM 1280 AM 1490 AM 1420 AM 1420 AM 105.5 FM 1440 AM
CONNECTICUT	Greenwich Hartford Putnam Willimantic	WGCH WTIC WINY WILI	1490 AM 1080 AM 1350 AM 1400 AM
MAINE	Augusta Bangor Calais Dover/Foxcroft Ellsworth Farmington Houlton Millinocket Portland Presque Isle Rockland	WFAU WZON WQDY WDME WDEA WKTJ WHOU WSYY WJJB WEGP WRKD	1280 AM 620 AM 92.7 FM 103.1 FM 1370 AM 93.3 FM 100.1 FM 1240 AM 96.3 FM 1490 AM 1450 AM
NEW HAMPSHIRE	Bedford Berlin Concord/Hillsboro Franklin Hanover Keene Laconia Manchester Meredith Nashua New London New London Plymouth Rochester	WTLN WMOU WTPL WFTN WTSN WKBK WEMJ WGAN WZEI WGHM WCFR WCNL WPNH WQSO	96.7 FM 1230 AM 107.7 FM 1240 AM 1400 AM 1290 AM 1490 AM 1250 AM 101.5 FM 900 AM 1480 AM 99.7 FM 1300 AM 96.7 FM
NEW MEXICO	Albuquerque	KDEF	1150 AM
NEW YORK	Albany	WOFX	980 AM
RHODE ISLAND	Providence	WVEI	103.7 FM
VERMONT	Bennington Brattleboro Burlington Middlebury Morrisville Newport Randolph Rutland St. Albans St. Johnsbury Waterbury Waterbury Woodstock	WBTN WKVT WJOY WFAD WLVN WIKE WCVR WSYB WRSA WSTJ WDEV WDEV WMXR	1370 AM 92.7 FM 1230 AM 1490 AM 93.9 FM 1490 AM 1320 AM 1380 AM 1420 AM 1340 AM 550 AM 96.1 FM 93.9 FM
WYOMING	Jackson	KSGT	93.3 FM
SPANISH NETWORK			
MASSACHUSETTS	Boston	WWZN (flagship)	1510 AM

ALL-TIME BROADCASTERS (SINCE 1926)

Name	Year(s)	Affiliate(s)
Andrews, Mike	1984	NESN Cable TV
Arnold, Dale	2008-11	WEEI-AM (2008-2009), WRKO-AM (2008-2009)
Baez, Oscar	2002-present	Spanish Baseball Productions, LLC
Berenguer, Uri	2003-present	Spanish Baseball Productions, LLC
Britt, Jim	1940-50	WAAB-AM (1940-42), WNAC-AM (1942, 1946), WHDH-AM (1947-50), TV-4 & TV-7 (1948-50)
Castiglione, Joe	1983-present (2007-present)	WRKO-AM (1983-94), WEEI-AM (1995-Present), WRKO-AM
Coleman, Ken	1966-74 1979-89	WHDH-AM (1966-71), TV-5 (1966-71), TV-4 (1972-74) WITS-AM (1979-82), WRKO-AM (1983-89)
Crowley, Bill	1957-60	TV-5 and WHDH-AM
Delaney, Bob	1951-53	WHDH-AM, TV-4 & TV-7
Der Divanis, Kent	1984	NESN Cable TV
Egan, Leo	1949-50	WHDH-AM (1949-50), TV-4 & TV-7 (1949)
Fornieles, Mike	1993	WROL-AM (Spanish)
Frisch, Frankie	1939	WAAB-AM
Geffner, Glenn	2007	WEEI-AM (2007), WRKO-AM (2007)
Gillis, Don	1957	TV-5 (Gowdy was out most of year with a bad back)
Gleeson, Art	1960-64	TV-5 and WHDH-AM
Gowdy, Curt	1951-65	WHDH-AM (1951-65), TV-4 & TV-7 (1951-56), TV-5 (1957-65)
Hadley, Bump	1948, 1950	TV-4 & TV-7
Harrelson, Ken	1975-81	WSBK-TV 38
Harrison, Gerry	1927	WNAC-AM
Hartrick, George	1943-45	WNAC-AM
Hoey, Fred	1927-38	WNAC-AM
Hussey, Tom	1939-54	WAAB-AM (1939-42), WNAC-AM (1942-46), WHDH-AM (1947-54), TV-4 & TV-7 (1948-54)
Kulik, Bill	2001-present	Spanish Baseball Productions, LLC
Kurtz, Bob	1993-00	NESN Cable TV
Martin, Dave	1972-73	WHDH-AM (joined crew in June)
Martin, Ned	1961-92	TV-5 (1961-71), WHDH-AM (1961-75), WMEX-AM (1976-77), WITS-AM (1978), WSBK-TV 38 (1979-87), NESN Cable TV (1988-92)
Martinez, Hector	1988-98	WRCA-AM (1988-90), WROL-AM (1991-98) (Spanish)
McDonough, Sean	1988-04	WSBK-TV 38 (1988-96), WABU-TV 68 (1997-98), WB-Ch. 56 (1999), FOX 25 (2000-02), UPN/WBZ (2003)
MacLean, John	1972	WHDH-AM (April to early May and left due to illness)
Miller, Jon	1980-82	WITS-AM
Montgomery, Bob	1982-95	WSBK-TV 38
Murphy, Bob	1954-59	WHDH-AM (1954-59), TV-4 & TV-7 (1954-56), TV-5 (1957-59)
O'Brien, Dave	2007-present	WEEI-AM (2007-present), WRKO-AM (2007-present)
Orsillo, Don	2001-present	NESN Cable TV (2001-present)
Parnell, Mel	1965-68	TV-5 and WHDH-AM
Pesky, Johnny	1969-74	WHDH-AM (1969-71), TV-5 (1969-71), TV-4 (1973-74)
Petrocelli, Rico	1979	WITS-AM
Remy, Jerry	1988-present	NESN Cable TV (1988-Present), WSBK-TV 38 (1996), WABU-TV 68 (1997-98), WB-Ch. 56 (1999), FOX 25 (2000-02), UPN/WBZ (2003)
Rish, Jon	2006-present	
Rooney, Gus	1926	WNAC-AM (Opening Day)
Serano, Bobby	1988-01	WRCA-AM (1988-90, 1999-01) WROL-AM (1991-98)
Starr, Bob	1990-92	WRKO-AM
Stockton, Dick	1975-78	WSBK-TV 38
Tiant, Luis	2002-03	Spanish Baseball Network
Trupiano, Jerry	1993-06	WRKO-AM (1983-94), WEEI-AM (1995-06)
Villaman, J.P.	1999-05	WRCA-AM, Spanish (1999-2005)
Woods, Jim	1974-78	WHDH-AM (1974-75), WMEX-AM (1976-77), WITS-AM (1978)

Corrections have been made in the above listing thanks to information provided to us from John K. Moynahan, author of *50 Years At The Game, A Sports Traveler's Journey*, and other sources. We appreciate this input as we attempt to produce an accurate account of our broadcasters. We are aware that through the years there have been "guest" or temporary fill-in broadcasters for Red Sox games, however, they are too numerous to list here.

SPRING TRAINING



jetBlue Park



Spring Training Home
of the Boston Red Sox



JetBlue Park, which sits within the Fenway South Spring Training and player development complex, features the same seating bowl geometry and playing field dimensions as Fenway Park in Boston. The ballpark, which opened in 2012, has a total capacity of roughly 11,000 (including standing room and reserved lawn seating), and takes many of its defining characteristics from "America's Most Beloved Ballpark."

One such characteristic is a near replica of the iconic Fenway Park Green Monster wall. The JetBlue Park wall features the similar dimensions and signature paint color of its counterpart up north, but is unique with its 2-level seating area both on top and inside the wall under cover. The wall also features a restored manual scoreboard that served Red Sox fans for almost 3 decades at Fenway Park in Boston starting in 1976.

JetBlue Park also features:

- **Close to 60,000 square feet of rolling canopy shading for the majority of seats, just about 1 ½ acres**
- **Approximately 9,900 fixed seats**
- **8 private suites**
- **378 Green Monster Wall seats on 2 separate levels**
- **A 50,000-square-foot Clubhouse**
- **A 2,400-square-foot Team Store**
- **A state-of-the-art 20'x24' HD video board**
- **5 permanent concession stands and numerous portable carts located throughout the concourse**

A street festival environment is recreated on Fenway South Drive. Much like Yawkey Way at Fenway Park, the street features specialty concession stands and entertainment, including face painting, magicians, stilt walkers, and other games for children.

While the interior of JetBlue Park pays homage to Fenway Park in Boston, the exterior of the ballpark takes cues from its natural Southwest Florida surroundings. The undulating shade canopy with its canted columns was inspired by the Cypress tree domes that surround the site. In addition to providing shade to the majority of the seating bowl, the canopy serves as one of the LEED certified ballpark's most striking architectural features. Locally manufactured masonry blocks used on parts of the exterior wall feature crushed Florida sea shells from Sanibel beaches. The light colors of the exterior enhance and contrast the deep shadows cast by the bright Florida sun.



JetBlue Park at Fenway South
 11500 Fenway South Drive
 Fort Myers, FL 33913
 Phone: (239) 334-4799

DIRECTIONS

- From the North: Take I-75 South to Exit 131 (Daniels Parkway). Make a left off the exit and go east for approximately 2 miles. Fenway South will be on your left.
- From the South: Take I-75 North to Exit 131 (Daniels Parkway). Make a right off exit and go east for approximately 2 miles. Fenway South will be on your left.



2013 EXHIBITION SCHEDULE

February 21	NORTHEASTERN BOSTON COLLEGE	1:35 p.m. TBD
February 22	Off Day	
February 23	TAMPA BAY	1:35 p.m./TV/Radio
February 24	at St. Louis	1:05 p.m.
February 25	at Toronto (SS)	1:05 p.m.
	at Tampa Bay (SS)	1:05 p.m.
February 26	ST. LOUIS	1:35 p.m.
February 27	at Baltimore (SS)	7:05 p.m./TV
February 28	at Pittsburgh	1:05 p.m.
March 1	PITTSBURGH	7:05 p.m./TV/Radio#
March 2	at Minnesota	1:05 p.m./Radio
March 3	NEW YORK YANKEES	1:35 p.m./TV/Radio
March 4	TAMPA BAY	1:35 p.m.
March 5	PUERTO RICO	7:05 p.m.
March 6	PITTSBURGH	1:35 p.m.
March 7	at Minnesota (SS)	1:05 p.m.
March 8	MINNESOTA	7:05 p.m./TV/Radio#
March 9	BALTIMORE	7:05 p.m./TV/Radio
March 10	at Tampa Bay	1:05 p.m./TV/Radio#
March 11	at Miami	1:05 p.m.
March 12	TORONTO	1:35 p.m.
March 13	Off Day	
March 14	at Minnesota	1:05 p.m.
March 15	at Baltimore (SS)	1:05 p.m.
	MINNESOTA (SS)	7:05 p.m./TV/Radio
March 16	at Tampa Bay	1:05 p.m./Radio
March 17	TAMPA BAY	1:35 p.m./TV/Radio
March 18	at Pittsburgh	1:05 p.m.
March 19	BALTIMORE	1:35 p.m.
March 20	at New York Yankees	1:05 p.m./ESPN2
March 21	PHILADELPHIA	7:05 p.m./TV#/Radio
March 22	at Toronto	1:05 p.m.
March 23	PITTSBURGH	1:35 p.m./TV/Radio
March 24	at Philadelphia	1:05 p.m./TV/Radio
March 25	at Baltimore	1:05 p.m./ESPN
March 26	Off Day	
March 27	MIAMI	1:35 p.m.
March 28	MINNESOTA	7:05 p.m./TV/Radio
March 29	at Minnesota	1:05 p.m.
March 30	MINNESOTA	1:35 p.m./TV#/Radio

(SS) - Split Squad; All Times Local
HOME GAMES at JetBlue Park at Fenway South in Lee County, Florida
TV - Telecast on NESN, TV# - Telecast on NESNplus, ESPN - Telecast on ESPN,
ESPN2 - Telecast on ESPN2
Radio - Aired on WEEI 93.7 FM, Radio# - Aired on WEEI 850 AM

SPRING TRAINING SITES

1901	Charlottesville, VA
1902	Augusta, GA
1903-06	Macon, GA
1907-08	Little Rock, AR
1909-10	Hot Springs, AR
1911	Redondo Beach, CA
1912-18	Hot Springs, AR
1919	Tampa, FL
1920-23	Hot Springs, AR
1924	San Antonio, TX
1925-27	New Orleans, LA
1928-29	Bradenton, FL
1930-31	Pensacola, FL
1932	Savannah, GA
1933-42	Sarasota, FL
1943*	Medford, MA
1944*	Baltimore, MD
1945*	Pleasantville, NJ
1946-58	Sarasota, FL
1959-65	Scottsdale, AZ
1966-92	Winter Haven, FL
1993-2011	Fort Myers, FL
2012-	Lee County, FL

* World War II

SPRING TRAINING ATTENDANCE HIGHS

Annual Home Record:
151,713 — 16 dates — 2012

Home Average Record:
9,482 — 16 dates — 2012

Single-Game Paid Attendance Record:
10,002 vs. Washington Nationals, April 2, 2012

2012 Home Total:
151,713 — 9,482 average — 16 dates

2012 Single-Game High:
10,002 vs. Washington Nationals, April 2

PACKING 'EM IN

The Red Sox sold out all 16 of their Grapefruit League games at JetBlue Park in 2012 with a total paid attendance of 151,713, a club Spring Training record.

The club drew 167,875 fans to the new park overall on the spring, including their 2 exhibition games against Northeastern and Boston College.

The Sox have sold out 135 of their last 136 home Grapefruit League games overall.

RECENT SPRING TRAINING RECORDS

1973: 3-14	1987: 16-13-1	2001: 14-16
1974: 18-8	1988: 17-15	2002: 15-15-2
1975: 1-20	1989: 12-19-1	2003: 15-14-1
1976: 9-5-1	1990: 9-8-1	2004: 17-12-1
1977: 17-10	1991: 22-11	2005: 13-15-1
1978: 15-11	1992: 16-13-2	2006: 9-20-1
1979: 15-11	1993: 11-20	2007: 15-12-4
1980: 11-9	1994: 15-13-2	2008: 7-11-2
1981: 15-14	1995: 5-7	2009: 19-13
1982: 11-16	1996: 12-17	2010: 17-14-1
1983: 9-16	1997: 11-19-1	2011: 14-19-2
1984: 15-11	1998: 20-8	2012: 16-11-4
1985: 12-16-1	1999: 18-10-2	
1986: 12-16	2000: 11-19	



BRING ON THE CELEBRATION

ENJOY RESPONSIBLY

©2013 Anheuser-Busch, Budweiser® Beer, St. Louis, MO

Major League Baseball trademarks and copyrights are used with permission of Major League Baseball Properties, Inc. Visit MLB.com

2013 BOSTON RED SOX SEASON SCHEDULE



APRIL

SUN	MON	TUE	WED	THU	FRI	SAT
	1 NYY 1:05	2	3 NYY 7:05	4 NYY 7:05	5 TOR 7:07	6 TOR 1:07
7 TOR 1:07	8 BAL 2:05	9	10 BAL 7:10	11 BAL 7:10	12 TB 7:10	13 F TB 1:05
14 TB 1:35	15 TB 11:05	16 CLE 7:05	17 CLE 7:05	18 CLE 7:05	19 KC 7:10	20 KC 1:10
21 KC 1:35	22 OAK 6:35	23 OAK 6:35	24 OAK 4:05	25 HOU 6:35	26 HOU 7:10	27 HOU 7:10
28 HOU 1:35	29	30 TOR 7:07				

JULY

SUN	MON	TUE	WED	THU	FRI	SAT
	1	2 SD 7:10	3 SD 7:10	4 SD 1:35	5 LAA 10:05	6 LAA 9:05
7 LAA 3:35	8 SEA 10:10	9 SEA 10:10	10 SEA 10:10	11 SEA 3:40	12 OAK 10:07	13 OAK 9:07
14 OAK 4:07	15 ★ ALL-STAR BREAK ★	16	17	18	19 NYY 7:10	20 F NYY 4:05
21 E NYY 8:05	22 TB 7:10	23 TB 7:10	24 TB 7:10	25 TB 7:10	26 BAL 7:05	27 BAL 7:05
28 BAL 1:35	29	30 SEA 7:10	31 SEA 7:10			

MAY

SUN	MON	TUE	WED	THU	FRI	SAT
			1 TOR 7:07	2 TOR 7:07	3 TEX 8:05	4 TEX 8:05
5 TEX 3:05	6 MIN 7:10	7 MIN 7:10	8 MIN 7:10	9 MIN 7:10	10 TOR 7:10	11 TOR 1:35
12 TOR 1:35	13	14 TB 7:10	15 TB 7:10	16 TB 7:10	17 MIN 8:10	18 MIN 7:10
19 MIN 2:10	20 CWS 8:10	21 CWS 8:10	22 CWS 8:10	23 CLE 7:10	24 CLE 7:10	25 CLE 1:35
26 CLE 1:35	27 PHI 7:10	28 PHI 7:10	29 PHI 7:05	30 PHI 7:05	31 NYY 7:05	

AUGUST

SUN	MON	TUE	WED	THU	FRI	SAT
				1 SEA 7:10	2 ARI 7:10	3 ARI 7:10
4 ARI 1:35	5 HOU 8:05	6 HOU 8:05	7 HOU 8:05	8 KC 8:10	9 KC 8:10	10 KC 7:10
11 KC 2:10	12	13 TOR 7:07	14 TOR 7:07	15 TOR 7:07	16 NYY 7:10	17 F NYY 4:05
18 NYY TBD	19 SF 10:15	20 SF 10:15	21 SF 3:45	22	23 LAD 10:10	24 F LAD 4:05
25 LAD TBD	26	27 BAL 7:10	28 BAL 7:10	29 BAL 7:10	30 CWS 7:10	31 CWS 7:10

JUNE

SUN	MON	TUE	WED	THU	FRI	SAT
						1 F NYY 7:15
2 NYY TBD	3	4 TEX 7:10	5 TEX 7:10	6 TEX 7:10	7 LAA 7:10	8 LAA 7:15
9 LAA 1:35	10 TB 7:10	11 TB 7:10	12 TB 7:10	13 BAL 7:05	14 BAL 7:05	15 BAL 4:05
16 BAL 1:35	17	18 TB 7:10	19 TB 7:10	20 DET 7:05	21 DET 7:05	22 F DET 7:15
23 DET 1:05	24	25 COL 7:10	26 COL 4:05	27 TOR 7:10	28 TOR 7:10	29 TOR 4:05
30						

SEPTEMBER

SUN	MON	TUE	WED	THU	FRI	SAT
1 CWS 1:35	2 DET 1:35	3 DET 7:10	4 DET 7:10	5 NYY 7:05	6 NYY 7:05	7 F NYY 1:05
8 NYY TBD	9	10 TB 7:10	11 TB 7:10	12 TB 7:10	13 NYY 7:10	14 F NYY 1:05
15 NYY TBD	16	17 BAL 7:10	18 BAL 7:10	19 BAL 7:10	20 TOR 7:10	21 TOR 7:10
22 TOR 1:35	23	24 COL 8:40	25 COL 8:40	26	27 BAL 7:05	28 BAL 7:05
29 BAL 1:35	30					

■ HOME GAME
E ESPN
F FOX

ALL GAME TIMES ARE EASTERN AND SUBJECT TO CHANGE.

ALL REGULAR SEASON GAMES ARE TELEVIEWED ON NESN UNLESS NOTED

AND BROADCAST IN ENGLISH ON WEEI 93.7 FM AND IN SPANISH ON WWZN 1510 AM.