



◆ 2012 Boston Red Sox Media Guide ◆



DAVID ORTIZ

2011 Roberto Clemente Award Winner

Presented annually, the award recognizes the Major League player who best represents the game of baseball through positive contributions on and off the field.



TABLE OF CONTENTS

2012 BOSTON RED SOX MEDIA GUIDE

4 YAWKEY WAY • BOSTON, MA 02215

Administration: 617-226-6000 • General Information: 877-REDSOX9

Tickets: 617-482-SOX

Send Suggestions to: fanfeedback@redsox.com

www.redsox.com

THE RED SOX ORGANIZATION

Fenway Park History	3-9
Red Sox Tradition	10-13
Red Sox in the Community	14-16
Front Office Directory	17-18
Principal Owner John W. Henry	19-20
Chairman Thomas C. Werner	21-22
President/CEO Larry Lucchino	22-23
Vice Chairmen David Ginsberg and Phillip H. Morse	24-25
Partners	25
Club Executives	26-37
The Red Sox Remember	38

2012 RED SOX

Manager Bobby Valentine and Coaching Staff	39-50
Major League Personnel/Medical Staff	51-55
Red Sox Players	57-318
2012 Rosters	319-321

2011 IN REVIEW

Season Recap and Highlights	324-327
Batting, Pitching and Fielding Statistics	328-329
Batting and Pitching Profiles	330-331
Day-by-Day	332-337
Statistical Breakdowns	336-339
Disabled List	339
Home Run Notes	340
Highs and Lows	340-341
The Last Time the Sox	342
Transactions	342-344

OPPONENTS

2011/All-Time vs. AL Clubs	346-358
2011/All-Time vs. NL Clubs	359-362
Opponent Leaders	360-361
Opponents Last Time	362

HISTORY AND RECORDS

History of the Boston Red Sox	364-371
Tim Wakefield Career Summary	372
Jason Varitek Career Summary	373
Ownership History	374
Managerial Records	375
All-Time Roster	376-384
Relatives Who Played for Red Sox	385
Awards Winners	386-389
All-Star Game	390-393
Red Sox Hall of Fame/Cooperstown	394-396
Retired Numbers	397-400
Won-Lost Records: Year-by-Year Record	401-402
Major League Standings Since 1969, 1976, 1995, 2002	403
Suspended Games and Doubleheaders	403
Miscellaneous Won-Lost Records	403-405
Attendance Records	406-407
Batting Records: Individual and Club—Season/Game/Inning	408-411
Single Season and Career Leaders	412-414

TABLE OF CONTENTS, CONTINUED

HISTORY AND RECORDS, CONTINUED

Annual Individual Batting Leaders	415-416
Miscellaneous Batting	417
RBI History	418-419
Multi-Run Innings and Games	419-420
Stolen Base History	420
Home Run Records	421-430
Pitching Records: Individual and Club Records—Season/Game/Inning	431-432
Single Season and Career Leaders	433-435
20-Game Winners/Win Streaks	435
Annual Individual Leaders	436-437
Strikeout Records	438
No-Hit/Low-Hit Games	438-439
Notable Beginnings/Long Outings	440
Double Digit Wins	441
Fielding Records: Club and Individual Records—Season	442-443
Career Leaders	443-445
Individual Records—Game	445-446
Individual Records—Errorless Games and Chances	446
Miscellaneous Fielding Records	447-448
Triple Plays	448
General Club Records/Longest Games	449

RED SOX IN THE POSTSEASON

Overall Listing	450
Yearly Postseason Recaps	451-482
Postseason Records	482

PLAYER DEVELOPMENT

Player Development and Scouting Staffs	484-485
Scouts	486-488
Minor League Coordinators	489-491
Player Development Consultants/Special Assignment Instructors	491-493
Red Sox 2011 Draft	494
2011 Minor League Leaders	495-496
Minor League Teams—2012 Staffs and 2011 Recaps	497-517
2012 Minor League Players	518-560

MEDIA INFORMATION

Media Relations Information	562
Red Sox Television	562-563
Red Sox Radio	564
Red Sox Radio Affiliates	565
History of Red Sox Broadcasters	566

SPRING TRAINING

Fenway South	567-568
Attendance Highs/2012 Schedule/Spring Training Records	569

FENWAY FACTS

Constructed:	1912
Rebuilt:	1934
First Game:	April 20, 1912
	Red Sox 7, Highlanders 6 (11 inn)
Seating Capacity (Night)	37,495
Seating Capacity (Day)	37,067
EMC Club/State Street Pavilion	4,997
Box Seats	13,650
Grandstand	11,929
Bleachers	6,448
Green Monster	269
Right Field Roof Deck	202

OUTFIELD DIMENSIONS

Left Field	310 feet
Left-Center Field	379 feet
Center Field	390 feet
Deep Center Field	420 feet
Deep Right Field	380 feet
Right Field	302 feet

HEIGHT OF OUTFIELD WALLS

Left Field	37 feet
Center Field	17 feet
Bullpens	5 feet
Right Field	3-5 feet

LENGTH OF LEFT FIELD WALL

231 feet (228 feet in fair territory)



Fenway Park feels strangely familiar – the shape, the stands, the seats and the sounds. It is asymmetric in every way possible but therein lies its beauty. To a pessimist it might seem cramped, small and old but to its fans, it always seems full of charm, larger than life and truly timeless.

Through the many events this venue has hosted – baseball, hockey and football games; political rallies and memorial services; soccer and boxing matches; religious masses and citizenship ceremonies – this building is the one common theme that seems to unite us all. People seem to come together because it is Fenway; they seem to gather because of Fenway. For over a century, this building has brought people together and given them a sense of hope for the future, with lessons from the past.

Fenway Park also feels comfortable. The gentle breeze over the lush green field, the buzzing of the lawn mowers, the smells of comfort food, the sunlight glinting off the Green Monster scoreboard, the laughter of children in the stands and the exuberance of adults all remind us of home. Amidst the excitement during games and events, there is always a sense of peace and calm within the confines of this majestic edifice.

When the Henry, Werner and Lucchino group bought the Red Sox together with its partners, they wanted to stay at Fenway Park but weren't really sure whether they could. They weren't sure if it was structurally sound or if it made sense financially. It turned out that this grand old ballpark had a strong anatomy and was built to last. With the help of scores of people who cared about Fenway Park and who grasped its cultural and social significance, the future of Fenway Park was given new life, assuring future generations the joys of being in this magical place.

Few places have the capability of being able to serve as the physical connection between generations. Grandkids watch a game at Fenway Park while sitting in the same exact seats that their grandparents once did. They are reminded of the bond within families as they sit and watch baseball, the American game, in a place that feels emotionally familiar. It is what keeps this park forever honest, forever innocent and forever young.

RED SOX BASEBALL AT FENWAY

4.20.1912

Following an April 9 exhibition victory over Harvard and a pair of rainouts, the Red Sox won the first official game at Fenway, beating the New York Highlanders (who'd later become the Yankees) 7-6 in 11 innings. Tris Speaker drove home the game winner in front of 27,000 fans. The Red Sox go on to win 105 regular season games and capture the World Series during their first season at Fenway Park.

4.26.1912

1B Hugh Bradley hit the first home run at Fenway and the first over the left field wall vs. Philadelphia. It was the second and last home run of his Major League career.

FENWAY PARK 1912



9.11.1918

Red Sox clinched the 1918 World Series with a 2-1, Game Six victory over the Chicago Cubs. This remains the last championship-clinching victory won by the Red Sox at Fenway Park.

6.12.1916

RHP George Foster threw the first no-hitter by a Red Sox pitcher at Fenway Park, leading the Red Sox to a 2-0 win over the New York Yankees. Fenway Park's first no-hitter was thrown by the Boston Braves' George Davis in a 7-0 victory over Philadelphia on September 9, 1914.

1912

OTHER FENWAY EVENTS

11.28. 1912

Boston Latin defeated Boston English 7-6 in Fenway Park's first high school game. Two days later, Oak Park (IL) High School beat Everett (MA) High School 32-12 in the National High School Championship Game. Over the next few decades, several high school football games were played at the park.

10.31.1914

Boston College and Norwich University competed in Fenway Park's first college football game with BC winning 28-6. The Eagles used the park as a frequent home venue through the 1950s.

BOSTON UNIVERSITY AT FENWAY PARK



5.23.1915

In memory of American military members killed in the Spanish-American War, a memorial service was held at Fenway Park with 15,000 in attendance. A memorial service was regularly held at the park over the next few decades.

1914

FENWAY PARK CONSTRUCTION

6.24.1911

Representing his family, John Taylor announced their intention to build Fenway Park. Prior to the 1912 season, the Red Sox played their home games at the Huntington Avenue Grounds, now part of the campus of Northeastern University.

FENWAY PARK 1912



9.24.1911

The groundbreaking occurred for the new ballpark.

5.28.1926

In the first Fenway Park fire, the bleachers along the left-field foul line burned down and were not replaced, giving fielders the chance to snare foul flies behind the third base grandstand.

1918

1918

7.3.1932

The Sox were hammered by the Yankees 13-2 in the first Sunday game at Fenway Park. Sunday baseball was approved in Boston three years earlier, but not at Fenway due to its proximity to a church. The Sox played their Sunday games at Braves Field on Commonwealth Avenue until the law was changed. They actually played the first Boston Sunday game, a 7-3 loss to Philadelphia, at Braves Field, April 28, 1929 in front of 22,000 fans.



TED WILLIAMS

1932

11.14.25

Boston University played its first football game at Fenway Park, a 14-6 victory over Providence College. BU played occasional home games at Fenway Park through the mid-20th century.



FENWAY PARK 1934

1.5.1934

A five-alarm, four-hour blaze, the second Fenway Park fire, virtually destroyed the construction underway by new owner Thomas A. Yawkey to refurbish the park. Following the fire, construction began on a new left-field grandstand, the bleachers, and the new left field wall.

1936

A 23-foot tall screen was installed above the left field wall. The screen would remain until the Green Monster Seats were constructed in 2003.

9.22.1935

The largest crowd to ever see a game at Fenway Park – 47,627 – turned out for a doubleheader with the Yankees. Crowds of this size will never be equaled under Fenway Park's current dimensions. More stringent fire laws and league rules after World War II prohibited overcrowding that was permitted in the 1930's.

1940

Bullpens were constructed in front of the bleachers replacing the old bullpen areas in the outfield foul territory beyond the dugouts. Tom Yawkey replaced the right field pavilion section he built in 1934 with an extension of the grandstand, reducing the distance to the right field foul pole to 302 feet.

1941

1934

1940

RED SOX BASEBALL
AT FENWAY

6.9.1946

Ted Williams hit a monumental 502-foot home run to right field off Detroit right-hander Fred Hutchinson. The ball landed on top of the straw hat of Joseph A. Boucher, a 56-year-old construction engineer from Albany, NY who was sitting in Section 42, Row 37, Seat 21. "The sun was right in our eyes," he said. "All we could do was duck. I'm glad I didn't stand up. They say it bounced a dozen rows higher, but after it hit my head, I was no longer interested." At that time the bleachers were actual bleachers and not individual seats.

1946

7.9.1946

The Red Sox hosted their first All-Star Game at Fenway Park, a 12-0 American League win. Eight Red Sox were on the All-Star team, but Ted Williams stole the show, going 4-for-4 with two homers, a walk, five RBI and four runs scored.

7.31.1961

Fenway Park was the site of the second All-Star Game played in 1961. The game ended in a 1-1 tie, called after nine innings and a 30-minute rain delay.

10.4.1948

The first playoff game in AL history took place at Fenway, and Cleveland rookie left-hander Gene Bearden beat the Red Sox 8-3. Shortstop-Manager Lou Boudreau led the Indians with two homers and two singles. The defeat prevented the only cross-town World Series in Boston history. Cleveland went on to beat the Boston Braves 4-2 in the World Series.

OTHER FENWAY
EVENTS

11.4.1944

Just three days before being elected to an unprecedented fourth term in the Oval Office, President Franklin D. Roosevelt delivered the final speech of his political career at Fenway Park before more than 40,000 supporters. Republican presidential nominee Barry Goldwater and Democratic presidential candidate Eugene McCarthy also gave speeches at Fenway Park in 1964 and 1968, respectively.

FENWAY PARK 1961



7.29.1954

Fenway Park's first basketball game took place as the Harlem Globetrotters defeated the George Mikan United States All-Stars, 61-41.

1960

FENWAY PARK
CONSTRUCTION

1947

Green paint replaced advertisements covering the left field wall. No more Calvert Owl ("Be wise"), Gem Blades ("Avoid 5 o'clock shadow"), Lifebuoy ("The Red Sox use it") and Vimms ("Get that Vimms feeling").

6.13.1947

The Red Sox defeated the White Sox 5-3 in Fenway Park's first night game. The Red Sox were the third-to-last of the 16 Major League clubs to do add lights to the playing field.

1947

5.26.1962

Red Sox RHP Earl Wilson no-hit the Los Angeles Angels in a 2-0 Boston win, becoming the first African-American to throw a no-hitter in the American League.



10.1.1967

On the final day of the regular season, the "Impossible Dream" Red Sox clinched the American League pennant with a 5-3 victory over Minnesota. The Red Sox would fall in seven games to the St. Louis Cardinals in the World Series.

1967

10.21.1975

The first World Series night game was played at Fenway Park, and it was a classic. The memorable Game 6, delayed three days by rain, lasted 4:01. The Red Sox tied the game at 6-6 in the last of the eighth on Bernie Carbo's three-run, pinch-hit homer with two outs taking the win with Carlton Fisk's oft-replayed home run off Pat Darcy leading off the last of the 12th.

10.2.1978

After finishing the season with identical records, the Red Sox and New York Yankees played the second playoff game of its kind in American League history at Fenway Park. On the strength of Bucky Dent's three-run, 7th inning homer, the Yankees defeated the Red Sox, 5-4 to capture the AL East Division crown.

9.8.1963

The AFL's Boston Patriots downed the New York Jets 38-18, kicking off a six-year stay at Fenway Park. The Boston Shamrocks, Boston Redskins and Boston Yanks also played professional football games at the park.



FENWAY PARK 1967

7.27-28.1973

The Newport-New England Jazz Festival brought Ray Charles, Stevie Wonder, B.B. King and many other famous musicians to play at Fenway Park.

7.8.1968

Legendary soccer player Pelé led his Santos FC team to a 7-1 victory over the Boston Beacons. Occasional soccer matches also took place at the park in the 1920s and 1930s.

1978

FENWAY PARK 1975



1976

Fenway Park's first message board in center field was part of a construction project that included a rebuilding of the left field wall as well as a new enclosed press box. Starting in 1976, National League scores were shown only on the new message board. They returned to the left field scoreboard in 2003.

1976

RED SOX BASEBALL
AT FENWAY

4.29.86

RHP Roger Clemens struck out a major-league, single-game record 20 batters in a 3-1 victory over the Seattle Mariners. Clemens earned AL MVP and Cy Young honors, leading the Red Sox to the 1986 World Series where they lost to the New York Mets in seven games.

1986

7.13.1999

The Red Sox hosted their third All-Star Game, a 4-1 AL win. For the first time in history, the All-Star Game was a three-day event featuring a celebrity hitting contest, a Futures game and a home run derby.

10.17.2004

With the Red Sox down to their last three outs in the 2004 ALCS, pinch-runner Dave Roberts stole second base off Yankees' closer Mariano Rivera and set up a game-tying RBI by third baseman Bill Mueller. The game ended on a David Ortiz walk-off home run in the 12th inning.



10.27.2004

86 years of heartache were erased with a 3-0 win in St. Louis, as the Red Sox completed a sweep of the 100th World Series for their first World Championship since 1918. Beginning at Fenway Park, a "rolling rally" parade was held three days later when the team returned to Boston.

OTHER FENWAY
EVENTS

9.6-7.2003

Bruce Springsteen and the E Street Band performed the first concerts at Fenway Park in three decades, beginning a series of concerts the park has held in recent years. Among those who have performed: Jimmy Buffett (2004); the Rolling Stones (2005); Dave Matthews Band and Sheryl Crow (2006); the Police (2007); Neil Diamond (2008); Dave Matthews Band and Phish, and Paul McCartney (2009); Aerosmith and J Geils Band (2010); New Kids on the Block and Backstreet Boys; Dropkick Murphys and Mighty Mighty Bosstones (2011).

DAVE MATTHEWS BAND/SHERYL CROW



9.17.2008

More than 3,000 new citizens were sworn in as Fenway Park hosted its first naturalization ceremony. The park also hosted a naturalization ceremony in 2010, the largest such ceremony ever held.

2004

FENWAY PARK
CONSTRUCTION

1982-1983

Private suites were built atop the left and right field stands.

1988-1989

"The 600 Club", a glass-enclosed section of 606 stadium club seats, was added on the roof behind home plate. New broadcast booths and the press box were relocated on top of the 600 Club. In 2002, the club was renamed the .406 club in honor of the late Ted Williams, who passed away earlier that year.

4.2002

Two rows of "dugout" seats debuted, along with a media interview room, players lounge and expanded family lounge. With these changes, a ten-year cycle of major, annual improvements to Fenway Park began.

1989

4.11.2005

The defending champions received their World Series rings, one by one, on the field, prior to the home opener against the Yankees. Led by Johnny Pesky and Carl Yastrzemski, former players who had longed for such a day helped the active players raise the World Championship flag. James Taylor sang "America the Beautiful," the Boston Symphony and Boston Pops played "The Star-Spangled Banner," and wounded soldiers back from war presented the rings. Boston icons Bobby Orr, Bill Russell, Ted Bruschi and Richard Seymour threw the Ceremonial First Pitches. And, in fitting style, the Red Sox beat the Yankees.

11.21.2006

David Ortiz hit his 51st home run off Minnesota Twins pitcher Johan Santana to eclipse Jimmie Foxx's 67-year-old club record for homers in a season. He finished the season with 54 home runs.

9.1.2007

Clay Buchholz became the first Red Sox rookie to ever pitch a no-hitter, blanking the Baltimore Orioles, 10-0.

10.21.2007


The Red Sox defeated the Cleveland Indians, 11-2, to capture their 12th American League pennant. It marks the first time that Boston has clinched a playoff series at Fenway Park since the 2004 Division Series versus Anaheim. The Red Sox went on to sweep the Colorado Rockies in the World Series, clinching their second championship in four years.

5.19.2008

Jon Lester threw the first no-hitter of 2008 in a 7-0 win vs. Kansas City. He became the fourth lefty ever to throw a no-hitter at Fenway Park.

2007

2010 WINTER CLASSIC



1.1.2010

On New Year's Day, the NHL's Boston Bruins won the 2010 Winter Classic beating the Philadelphia Flyers in a 2-1 overtime victory.

7.21.2010

42 years after Fenway Park's last soccer match, Celtic F.C. beat Sporting Lisbon, 2-1.

2012

2003

Among many changes, Green Monster seats debuted above the left-field wall and Yawkey Way officially opened after a one-month trial the previous September. Construction projects in subsequent off-seasons have included the building of the Budweiser Roof Deck (2004), improvements to the clubhouse and the creation of Game On! (2005), the transformation of the .406 Club into the open-air EMC Club and State Street Pavilion (2006), the creation of a new Third Base Deck and renovations to the suite level (2007), the addition of 800 new State Street Pavilion seats and the addition of the Coca-Cola Corner in left field and the Bleacher Bar restaurant under the center-field bleachers (2008), the complete repair of the lower seating bowl (2009-2011), and the installation of three new High Definition video display and scoring systems (2011).

3.25.2005

The Boston Red Sox announced a long-term commitment to remain at Fenway Park, "America's Most Beloved Ballpark," and the oldest park in the Major Leagues. A comprehensive plan for a complete renovation was submitted to the City of Boston Landmarks Commission, the Massachusetts Historic Commission and the National Park Service.

2010

RED SOX TRADITION

When the Boston Red Sox ownership group successfully outbid competitors to purchase the club on December 20, 2001, Principal Owner John W. Henry called it “a new day.” After a 69-year stewardship of the Boston Red Sox and Fenway Park by Tom and Jean Yawkey and their trustees, a new chapter in this franchise’s compelling saga would begin. Little did Henry know how prophetic his phrase would become.

In the 10 seasons since Henry, Tom Werner, Larry Lucchino, and their partners purchased the club, the ballpark, and 80 percent of the New England Sports Network (NESN) for an estimated \$660 million, plus \$40 million in assumed debt, the ownership has created an era in which the club has constructed the longest sellout streak in baseball history, saved America’s Most Beloved Ballpark from the wrecking ball, and won two World Series, the first in 2004 ending 86 years of excruciating frustration throughout New England and the worldwide fan base known as Red Sox Nation.

The club’s leaders continue to uphold the five promises they made at their introductory press conference on December 21, 2001. While the work goes on, these commitments have combined to transform the Boston Red Sox into a ballclub that exemplifies excellence.



COMMITMENT #1: TO FIELD A TEAM WORTHY OF THE FANS’ SUPPORT

Acknowledging that the primary obligation of a club is to field a team worthy of the fans’ support, the leaders set out to construct a club that would make New England proud. In their first 10 seasons, they have fielded winning teams each year, participated in postseason play six times in the last nine seasons, and are one of only two franchises in the 21st century to win two World Championships (also St. Louis Cardinals).

Since 2003, Boston’s .575 winning percentage is second best among the 30 Major League teams, and the Red Sox have posted at least 93 victories seven times. The club’s six playoff appearances in the last nine years also rank as second most in the Majors in this span.

TOP WINNING PERCENTAGES IN THE MAJOR LEAGUES, 2003-11

PCT	W-L	TEAM	POSTSEASON APPEARANCES	WORLD SERIES TITLES
.598	872-586	New York Yankees	8	1
.575	839-619	Boston Red Sox	6	2
.561	818-640	Philadelphia Phillies	5	1
.556	810-648	Los Angeles Angels	5	1
.552	804-653	St. Louis Cardinals	5	1

TOP WINNING PERCENTAGES IN POSTSEASON PLAY, 2003-11

(Four or more playoff appearances)

PCT	W-L	TEAM	YEARS IN POSTSEASON
.596	34-23	Boston Red Sox	2003, 04, 05, 07, 08, 09
.587	27-19	Philadelphia Phillies	2007, 08, 09, 10, 11
.557	34-27	St. Louis Cardinals	2004, 05, 06, 09, 11
.529	37-33	New York Yankees	2003, 04, 05, 06, 07, 09, 10, 11

As a result, the fans of Red Sox Nation continue to demonstrate their remarkable passion by turning out in record numbers, having achieved an active streak of 712 regular-season sellout games at Fenway Park.

The streak, which started on May 15, 2003, represents a new Major League record, set on September 8, 2008 with the club’s 456th consecutive regular-season sellout. The club reached 2.7 million in attendance for the first time in 2003, hit 2.8 million for the first time in 2004, saw the 2.9 million mark in 2006 and 2007, welcomed 3 million fans in 2008, 2009 and 2010, and saw 3,054,001 fans in 2011, the second-largest single-season home attendance ever for the club (3,062,699 in 2009).

COMMITMENT #2: TO PRESERVE ALL THAT'S GOOD ABOUT FENWAY PARK AND TO TAKE THAT EXPERIENCE TO A HIGHER LEVEL

While baseball is the Red Sox' highest priority, the club's leadership has put great emphasis on improving Fenway Park and enhancing the experience at a ballgame. With the expertise of the club's architects and the vision of team ownership, the club has made Fenway improvements each year, beginning in 2002. The primary objectives have been to add seats, shorten lines, increase amenities, enhance information access, and improve the facilities for players and staff at a ballpark that celebrates its 100th anniversary in 2012. In addition, the Red Sox promised to do their part to preserve and protect the neighborhoods around the park, from Kenmore Square through the Fenway to the Longwood Medical area.

As a result of the success of the improvements, Henry, Werner and Lucchino announced on March 23, 2005, that the club was formally committing to remain long-term at Fenway Park with "no strings attached." The news elicited congratulations, gratitude and honors at the local, state and federal levels.

The results of the improvements have been dramatic.

2002-2004: Immediately after purchasing the club, the new ownership group added 400 seats for Opening Day, 2002, and made a series of other improvements including the expansion of the park onto the neighboring street to create the Yawkey Way Concourse.

In 2003, the club added 269 Green Monster seats atop the fabled left-field wall, 87 Home Plate Seats on the field and 133 more Dugout Seats. A new "Big Concourse" was introduced beneath the center-field bleachers and right-field grandstand, which increased concession stands and usable space between Gates B and C.

In 2004, the Red Sox created a new Fenway Park area, the Right Field Roof. Installing tables shaped like home plate to accommodate parties of four, the roof also added space for 250 standing room patrons.

Across the field, the refreshed Third Base Concourse added new concessions, restrooms, and space, just as the Big Concourse had done the year before. Adding new amenities for the Dugout Seat patrons, the club created the Crown Royal Club (now the Absolut Clubhouse) on the Third Base Concourse.

2005-2011: In 2005, the Red Sox installed a new field with a sand-based drainage system that allowed the field to remain playable far longer than before. In addition, the Red Sox clubhouse received a new, large weight room, a room for hydrotherapy, a new coaches room and a larger interview room.

In 2006, the Red Sox broke the glass that had separated patrons in the .406 Club from the field, and divided the large venue into two open-air seating areas: the EMC Club below and the State Street Pavilion above.

In 2007, a Third Base Deck behind the Grandstand seats was constructed to add space and concessions. A total of 26 of the Private Suites also received a major upgrade. A new visitor's batting cage was added right behind the Third Base Concourse and the press box was expanded and improved with better sightlines and amenities.

2008's Year VII Fenway Park improvements included the addition of more than 800 new State Street Pavilion seats plus standing room tickets, down the first and third base lines. Eight new private suites replaced the temporary boxes placed on the pavilion for the 1999 All-Star Game. The "Coca-Cola Corner" was unveiled in left field as well featuring 412 new seats and was part of the extension and expansion of the Red Sox partnership with Coca-Cola, the longest-standing team sponsor with a relationship dating back to 1912. New, linear scoreboards lined portions of the EMC Level with the "LED" technology to provide more detailed game information.



As part of 2009's Year VIII improvements, a large portion of the lower seating bowl was repaired and waterproofed. Existing wheelchair and companion seating locations were improved with better sightlines as well.

In 2010, new larger restrooms for both men and women were constructed on a Mezzanine area positioned above Gate D. The lower Third Base Concourse, including a new stairway that provided improved access to/from the Gate A concourse, upgraded utilities and other infrastructure-related items, and enhancements to the interiors of both the visitor's clubhouse and grounds crew areas were also made.

RED SOX HOME ATTENDANCE 2002-11

2002	2,650,063
2003	2,724,162
2004	2,837,304
2005	2,847,888
2006	2,930,588
2007	2,971,025
2008	3,048,248
2009	3,062,699
2010	3,046,444
2011	3,054,001



In 2011, three new High Definition video display and scoring systems were installed at Fenway Park. The Red Sox selected ANC Sports to install three new state-of-the-art Mitsubishi Electric Diamond Vision™ light emitting diode (LED) video screens.

The 2010-11 offseason marked the final year of major annual improvements to the ballpark, thus completing a 10-year plan to fulfill a pledge made by ownership upon acquisition of the club, and reaffirmed in 2005, to improve every facet of the ballpark while preserving and protecting the ballpark for future generations. The investment for the 10-year program is estimated to total approximately \$285 million.

The Fan Experience: In addition to the structural changes, the club has added countless personal and ceremonial touches to the fan experience at Fenway Park. From leaders of group outings to little fans shouting "Play Ball!" to cue the start of the game, the Red Sox use their sacred lawn to cast the spotlight on average citizens, community heroes, non-

profit groups and the men and women of our Armed Forces.

Kids are chosen at random to be Honorary Bat Kids and to become "Little Stars" on Sundays and announce player names during the sixth inning over the Fenway Park microphone. Medical and health professionals are recognized as "Medical All-Stars" and teachers are honored as "Most Valuable Teachers." Special events have been introduced for Father's Day, Mother's Day, Grandparent's Day and Halloween, which have enabled fans to take a leisurely stroll around the Fenway green and reminisce about their fondest Fenway memories.

Fenway Park also began hosting the first-ever rock concerts in its history. These concerts have become a Fenway tradition and have featured legendary acts including Bruce Springsteen and the E Street Band, Jimmy Buffett, the ageless Rolling Stones, opened by the Black-Eyed Peas; the Dave Matthews Band, who in 2005 were preceded by Sheryl Crow and returned for another engagement in 2009; The Police; Neil Diamond, the cult-favorite Phish who launched their reunion tour at Fenway in 2009; Sir Paul McCartney who serenaded generations in 2010; and NKOTBSB and the Dropkick Murphys, who performed in 2011.


Former players and personalities have played a key role as well. In 2005, the club named the left-field pole "Fisk's Pole" to honor Carlton Fisk for his legendary home run in Game 6 of the 1975 World Series. In 2006, the club paid tribute to the 1946 and 1986 American League Champions and on September 27, celebrated Johnny Pesky's 87th birthday by formally naming "Pesky's Pole," making official in right field that which had been the established vernacular for decades. 2007 brought a season-long tribute for the 40th anniversary of the 1967 Red Sox that captured the hearts of New England during an improbable run to the American League pennant. In 2008, the club formally retired Pesky's uniform No. 6 for his over five decades of service in multiple capacities to the club. In 2009, the club honored former center fielder and Red Sox legend Dom DiMaggio who passed away in May 2009 at the age of 92. The Red Sox celebrated Jim Rice's induction into the National Baseball Hall of Fame in Cooperstown and retired his uniform No. 14. In 2010, a new statue named "Teammates" was unveiled outside Gate B for Red Sox greats Dom DiMaggio, Bobby Doerr, Johnny Pesky and Ted Williams.

COMMITMENT #3: TO MARKET AGGRESSIVELY TO A NEW, BROAD REGION

The third commitment made by ownership was to market the club aggressively to a new, broad region. The club, blessed with fans throughout New England, across the nation, and around the globe, engaged in programs to demonstrate that loyalty is a two-way street. Some of the myriad initiatives kicked off by the Red Sox to recognize, celebrate, honor and engage its fan base include the annual Red Sox Road Trip and Red Sox Caravans, New England State Days, World Championship Trophy Tours and the club's Red Sox Nation and Red Sox Kid Nation fan affinity programs.

From January 24-31, 2003, the Fenway Ambassadors, Red Sox alumni and current players rode through frigid and blizzard conditions to meet fans in Maine, New Hampshire, Vermont, Rhode Island and Connecticut. A Summer Caravan continued the outreach with combinations of Henry, Werner, and Lucchino. The visits to each state included pomp and ceremony from elected officials and fans at public rallies, and personal interaction and financial contributions at children's group homes in each state. In addition to the outbound visits, the club reprised an old tradition from the 1950's with celebrations for each of the states at Fenway Park called "State Days," a practice that continues every season.

In addition to the grass roots marketing, the club has worked more closely with NESN, the booming New England voice that carries Red Sox games and programming to most of New England, and beyond. In addition to broadcasting games, NESN also broadcasts club produced commercials and promotional pieces. It also airs the multiple New England Emmy Award winning show Red Sox Report, an inhouse program produced by Red Sox Video Production staffers.



Upon winning the World Series on October 27, 2004, the Red Sox received the long-awaited Commissioner's World Series Championship Trophy, and immediately set out to share it with their fans. The Red Sox carried the grand symbol of faith rewarded to every state in New England, plus New York, Los Angeles, Atlanta, Washington, D.C., Florida and the Dominican Republic. In addition, the club brought the trophy to each of the 351 cities or towns in Massachusetts. A second World Championship in 2007 led to another Trophy Tour, which even included a stop in Halifax, Nova Scotia.

Since winning the 2004 World Series, the Red Sox have sought to assemble and count their fan base in an on-line program that invites members of Red Sox Nation to make their citizenship official via redsox.com. With members from all 50 states and 40 countries, Red Sox Nation Fan Club is the largest in Major League Baseball. Citizens enjoy benefits ranging from ticket opportunities to exclusive access to club events, and connect to a community of fans on redsox.com. Red Sox Kid Nation presented by Hood enters its ninth season with members worldwide. Young Red Sox fans receive collectible souvenirs, discounted tickets to home games and are eligible for unique offers and drawings.

COMMITMENT #4: TO BE ACTIVE PARTICIPANTS IN THE COMMUNITY

This leadership of the Red Sox vowed to be active participants in the community, and has taken that outreach to new levels. Immediately after completing the purchase of the club on February 27, 2002, the new ownership group established the Red Sox Foundation, which has made disbursements of nearly \$40 million in over its 10 years in operation. In recognition of the impact the team charity has made on the community, the Red Sox Foundation received the 2009 Steve Patterson Award for Excellence in Sports Philanthropy from the Robert Wood Johnson Foundation and The Sports Philanthropy Project, and in 2010 it received the inaugural Commissioner's Award for Philanthropic Excellence presented by Major League Baseball for its work with the Red Sox Scholars program, the Foundation's educational Cornerstone.



The Red Sox enhanced community relations outreach has set records each year regarding appearances that foster player-fan interaction. In 2011 alone, Red Sox players and coaches made over 500 personal appearances. The Red Sox alumni also made over 170 appearances on behalf of the club.

Additionally, the Red Sox also donated thousands of items and experiences to be auctioned and benefit many worthy causes and charities. Ranging from pre-game ceremony participation and special in-game moments to autographed baseballs, jerseys, bats and pictures, the number of unique items and experiences donated in 2011 was over 4,750 items, that went to New England based non-profit organizations.

The Red Sox wives also consistently render services to the community producing a variety of events as a group and individually that have generated record amounts of food for the hungry, skin cancer awareness, and funds to fight diseases like diabetes, cancer, and the prevention of abuse towards women.

In 2003, the club instituted a tradition by using the dual nature of January 31—both Jackie Robinson's birthday and the eve of Black History Month—to provide an annual seminar that teaches children what they should learn—and teach—about the man who broke baseball's color barrier. The fresh initiative inspired Massachusetts Senator John Kerry and Representative Richard Neal to begin successful legislation in their respective Houses that resulted in Congress bestowing the Congressional Gold Medal to the family of the late Jackie Robinson on March 2, 2005.

COMMITMENT #5: TO END THE CURSE OF THE BAMBINO AND WIN WORLD CHAMPIONSHIPS FOR BOSTON, NEW ENGLAND AND RED SOX NATION

In their third year at the helm in 2004, the leaders of the Red Sox achieved the ultimate goal. They broke the proverbial "Curse of the Bambino," if it ever existed, and extinguished the suspense and frustration that had been a phenomenon known throughout the world of sports.

Red Sox Nation would not have to wait 86 years for another championship as a second World Series victory would follow just three years later in 2007. It certainly has been a new day for the Boston Red Sox, one that has created a new tradition of excellence.

RED SOX IN THE COMMUNITY


The success of the Boston Red Sox extends well beyond the playing field to the community itself where the club takes pride in supporting numerous charities and philanthropic activities through the Red Sox Foundation and the Red Sox Community Relations department. During the 2011 season alone, the Boston Red Sox won a number of local and national awards for the team's innovative community outreach and the impact of its charitable endeavors, culminating with David Ortiz being named the 2011 recipient of the prestigious Roberto Clemente Award. Presented annually, the award recognizes the Major League player who best represents the game of baseball through positive contributions on and off the field.

RED SOX FOUNDATION



Through the generosity of the team's owners, players, Red Sox wives, sponsors, members of the Front Office and loyal fans across Red Sox Nation, the Red Sox Foundation has become one of the largest and most respected team charities in professional sports. Created by the team's owners in 2002, the Red Sox Foundation is the official team charity, with a principle focus on serving at-risk children and wounded veterans through the Foundation's five cornerstone programs: The Red Sox Scholars Program, The Red Sox Foundation's RBI and Rookie

Youth Baseball Leagues, The Jimmy Fund, the Dimock Center and the Red Sox Foundation and Massachusetts General Hospital Home Base Program.



Over the past 10 years, the Red Sox Foundation has invested more than \$50 million in non-profit programs including the team charity's cornerstone initiatives as well as other grants to local charities, making it the largest team charity in all of Major League Baseball. In 2010, the Red Sox Foundation's Red Sox Scholars program was honored nationally with Major League Baseball's first-ever Commissioner's Award for Philanthropic Excellence and in 2009, the Foundation was recognized as the nation's "Best Team Charity in Sports" by the Robert Wood Johnson Foundation and the Sports Philanthropy Project.

The educational cornerstone of the Red Sox Foundation is the Red Sox Scholars Program, which provides college scholarships, tutoring, mentoring, after school enrichment and summer camp opportunities and other leadership development ac-

tivities to 220 academically talented and economically disadvantaged Boston Public School students. In addition team sponsor Beth Israel Deaconess provides medical champions for the 8th grade Scholars to introduce them to possible health careers. Red Sox Foundation staffers work with the Scholars from 6th grade through college, supported by generous grants in 2011 from The Sunshine Lady Foundation, The Highland Street Foundation, The Lynch Foundation, The Klarman Family Foundation and two corporate champions, Mansfield-based Covidien and national retailer Target.

The Red Sox Foundation's recreational cornerstone is the team charity-run RBI/Rookie Leagues, which serve over 2,000 children and teens from across Boston. The program leverages inner city youngster's interest in baseball and softball to promote healthy choices and learn life skills including nonviolent conflict resolution, resistance to drugs and alcohol, and educational achievement. In July of 2011, JetBlue, the official airline of the Boston Red Sox, generously sent 45 Boston teens to Major League Baseball's RBI Program's Northeast Regional All Star Baseball and Softball Tournament. Ranging in age from 13-18, one girls softball team and two boys baseball teams took part in the competition.

For its health cornerstone, the Red Sox Foundation proudly continues a team tradition of more than 50 years by supporting The Jimmy Fund, an independent 501c3 nonprofit that champions breakthrough cancer research at Boston's Dana-Farber Cancer Institute. With support from fans across Red Sox Nation, the WEEI/NESN Radio-Telethon raised more than \$25 million for Dana-Farber under the team's current owners since 2002. The Red Sox Foundation's social service cornerstone program is the work the Red Sox Foundation does with The Dimock Center in Roxbury, serving the needs of more than 60,000 residents of Boston's most disadvantaged neighborhoods.

The team charity's newest initiative is The Red Sox Foundation and Massachusetts General Hospital Home Base Program for local veterans returning from Iraq and Afghanistan with Traumatic Brain Injury (TBI) and Post-Traumatic Stress Syndrome (PTSD) and their families. Jumpstarted by Red Sox chairman Tom Werner in 2009,



100 ACTS OF KINDNESS

As a way to highlight and support the important work done by the many charitable institutions throughout New England, the Red Sox are conducting "100 Acts of Kindness" with various not-for-profit organizations throughout the 100th anniversary season. These acts will take on a number of different forms, including donations, volunteer efforts and hosting community events. These acts will be announced throughout the season and are designed to highlight charities throughout New England above and beyond the thousands of organizations the Red Sox currently support each year.

the Home Base Program provides clinical care for wounded veterans, counseling services for their families, community education about these two common war injuries, and research to improve treatments. Lead supporters of the Home Base Program include BAE Systems Electronics Division, a multinational defense company based in Nashua, New Hampshire, Major League Baseball and McCormick Foundation's Welcome Back Veterans Program, and Massachusetts businessman and philanthropist James Pallotta. In May of 2011, the Red Sox Foundation hosted its second "Run to Home Base Presented by New Balance," a 9K fun run in which some 2,500 runners, including many active duty military members, finished by crossing home plate at Fenway Park. Over the past two years, the Run raised more than \$5 million for the Home Base Program and in 2012, walkers and runners alike will cross home base at Fenway Park with the addition of a walk option for the event.

To raise the funds needed to support its programs and grants, the Foundation hosts a number of fan-favorite events including the Welcome Home Dinner Presented by

Covidien, the annual Picnic in the Park Presented by Ace Ticket, Fenway to the Runway with the Red Sox Wives and a 50-50 Raffle at each home game. Working with global medical devices giant and generous team charity sponsor Covidien, the Red Sox Foundation last year also engaged fans in community service projects in West Haven, CT, Springfield and Monson, MA and Central Falls, RI. Additional Foundation community service days are planned in each New England state in 2012.

The Red Sox Foundation also engages fans in its two international youth baseball exchange programs. Last summer marked the fourth year of The Red Sox Foundation's US-Japan Baseball Exchange Presented by Funai, in which Japanese and American youngsters learn about each other's history and culture through their shared love of baseball. It was also the eighth year of the Lindos Sueños program, which brings 10 American teens together with 10 Dominican teens for nine days of service, learning, and baseball in the Dominican Republic.

The Executive Director of Foundation is Red Sox Sr. VP Meg Vaillancourt. For more information about the Red Sox Foundation, its programs, sponsorship and volunteer opportunities, please visit www.redsoxfoundation.org.

COMMUNITY AND PLAYER RELATIONS

The Red Sox players repeatedly demonstrated their commitment to excellence on and off the field and in 2011 alone made over 500 appearances, hosting charitable fundraisers, fulfilling Make-A-Wish requests, participating in Sox Talk programs throughout the City of Boston and playing an active role by inviting sick and disadvantaged children to games. Players donated their time and tickets through various programs, including David Ortiz' Papi's Pals (3rd season) and Youk's Kids by Kevin Youkilis (6th season) for a total of 13,835 donations throughout the 2011 season. The Red Sox alumni also contributed by making over 170 appearances in the community on behalf of the club.

Players continued to maintain their community ties through personal fundraising events including the Beckett Bowl which benefits both Children's Hospital Boston and The Josh Beckett Foundation to support community-based programs striving to improve the health and well being of children. David Ortiz maintained his support of children in need of pediatric critical care in the Dominican Republic through the David Ortiz Children's Fund in partnership with International Hospital for Children. The Fund extended its mission to New England with a partnership with Massachusetts General Hospital for Children in 2009.

Participation in various events at Fenway Park continued throughout 2011 as well. Red Sox Hitting Coach Dave Magadan took part in the annual CVS Caremark All Kids Can Baseball Camps where children with physical and developmental disabilities take the field at Fenway to participate in batting practice, meet Wally the Green Monster, eat lunch in the dugouts and take a VIP tour of the park before watching the Red Sox take batting practice and enjoying the game with free tickets in the CVS Family section.



Darnell McDonald and Rich Hill took time to visit young fans at Camp Harbor View on Boston's Long Island. The camp was created to provide a true camp experience for children of Boston's at-risk neighborhoods through traditional activities along with innovative programs to build confidence and leadership skills.

The team's community outreach extends beyond New England to the Red Sox spring home in Fort Myers, FL where, for the 8th straight year, the Red Sox welcomed patients from Dana-Farber's Jimmy Fund Clinic to City of Palms Park to enjoy a weekend at Spring Training. The Red Sox uniformed personnel and front office staff also took part in Spring Training Days of Service, volunteering for an afternoon at PACE Center for Girls, Community Cooperative Ministries Incorporated (CCMI) Everyday Marketplace & Montessori Preschool, Eden Autism Services or Alliance for the Arts.

The Red Sox also donated thousands of items and experiences to be auctioned for the benefit of many worthy causes and charities. Ranging from pre-game ceremony participation and special in-game moments to autographed baseballs, jerseys, bats and pictures, the number of unique items and experiences donated in 2011 was over 4,750 items, given to New England-based non-profit organizations. Players also made hospital visits, purchased tickets for public service members, and participated in photo sessions once a homestand with fans.

Thanks to the hard work and generosity of thousands of volunteers, donors, contributors, sponsors and fans, as well as the ongoing support of the Red Sox team ownership, the Boston Red Sox remain firmly committed to not only winning additional World Championships, but also being charitable and community leaders of Red Sox Nation. For more information on in-kind donations, player appearances and player programs is available at www.redsox.com/community.



FRONT OFFICE DIRECTORY

Principal Owner	John W. Henry
Chairman	Thomas C. Werner
President/Chief Executive Officer	Larry Lucchino
Vice Chairmen	David Ginsberg, Phillip H. Morse
General Counsel/Fenway Sports Group	Ed Weiss

PARTNERS

Theodore Alfond	John A. Kaneb	Frank Resnek
William Alfond	Seth Klarman	Martin Trust
Thomas R. DiBenedetto	New York Times Co. (Jim Lessersohn)	Jeffrey Vinik
Michael Egan	Henry McCance	Herb Wagner
Michael Gordon	Arthur E. Nicholas	

FRONT OFFICE

Executive Vice President/Chief Operating Officer	Sam Kennedy
Executive Vice President/Business Affairs	Jonathan Gilula
Senior Advisor to the President/CEO	Charles Steinberg
Financial Advisor to the President/CEO	Jeff White
Director of Business Development	Tim Zue
Senior Advisor/Baseball Projects	Jeremy Kapstein
Special Assistant to the Principal Owner	Sylvia Moon
Special Assistant to the President/CEO	Jon Dienstag
Executive Assistant to the President/CEO	Fay Scheer
Executive Assistants	Barbara Bianucci, Caitlin Bergin, Leanne Doherty, Claire Durant

BASEBALL OPERATIONS

Executive Vice President/General Manager	Ben Cherington
Vice President/Assistant General Manager	Mike Hazen
Vice President/Assistant General Manager	Brian O'Halloran
Vice President/Player Personnel	Allard Baird
Traveling Secretary	Jack McCormick
Senior Advisor/Baseball Operations	Bill James
Director of Baseball Information Services	Tom Tippet
Director of Major League Operations	Zack Scott
Director of Player Personnel	David Finley
Executive Assistant, Baseball Operations	Erin Cox
Baseball Operations Assistant	Mike Murov
Baseball Operations Assistant	Mike Regan
Administrative Assistant to Manager	Zack Minasian
Software Developer, Baseball Operations	Shawn O'Rourke
Head Athletic Trainer	Rick Jameyson
Team Internist	Dr. Larry Ronan
Team Orthopedist	Peter Asnis
Head Physical Therapist	Mike Reinold
Medical Operations Coordinator	Jim Rowe
Assistant Athletic Trainer	Masai Takahashi
Assistant Athletic Trainer	Brad Pearson
Strength and Conditioning Coach	Pat Sandora
Clinical Consultant	Dan Dyrek
Strength and Conditioning Consultant	Mike Boyle
Japanese Interpreter	Jeff Cutler
Massage Therapists	Russell Nua, Mitsugu Funatsu
Home Clubhouse Manager	Tom McLaughlin
Equipment Manager	Edward "Pookie" Jackson
Visiting Clubhouse Manager	Joe Cochran
Video Coordinator	Billy Broadbent
Clubhouse Assistants	John Coyne, Steve Murphy
Instructors	Johnny Pesky, Jim Rice, Luis Tiant

MINOR LEAGUE OPERATIONS

Senior Director of Minor League Operations	Raquel Ferreira
Director of Player Development	Ben Crockett
Assistant Director of Florida Baseball Operations	Ethan Faggett
Player Development Consultants	Dick Berardino, Tony Cloninger, Dwight Evans, Tommy Harper, Frank Malzone, Carl Yastrzemski
Minor League Equipment Manager	Mike Stelmach

SCOUTING

Director of Amateur Scouting	Amiel Sawdaye
Director of Professional Scouting	Jared Porter
Director of International Scouting	Eddie Romero
Assistant Director of Amateur Scouting	Gus Quattlebaum
Advance Scouting Coordinator	Steve Langone
Amateur Scouting Coordinator	Jared Banner
Assistant, Amateur and International Scouting	Steve Sanders

ACCOUNTING AND FINANCE

Senior Vice President/Chief Financial Officer	Steve Fitch
Vice President/Controller	Mark Solitro
Senior Advisor to Finance and Accounting	Bob Furbush
Director of Finance	Ryan Oremus
Senior Manager of Accounting	Cathy Fahy
Manager of Financial Planning and Analysis	Ryan Scaffidi
Senior Accountant	Mark Sirota
Payroll Administrator	Mauricio Rosas
Junior Accountant	Marisa Roncevic
Accounts Payable	Tina Yong
Accounting Assistant	Gail Cummings

BALLPARK OPERATIONS

Director of Security and Emergency Services	Charles Cellucci
Director of Concessions and Merchandise Operations	Jeff Goldenberg
Director of Florida Business Operations	Katie Haas
Director of Ballpark Planning and Development	Paul Hanlon
Director of Grounds	Dave Mellor
Director of Grounds/Emeritus	Joe Mooney
Director of Ballpark Operations	Pete Nesbit
Director of Special Projects	Fred Olsen
Assistant Director of Grounds	Jason Griffith
Assistant Director, Fenway Park Tours and Special Events	Marcia Thompson
Special Advisor to Florida Operations	Todd Stephenson
Facilities Superintendent	Donnie Gardiner
Manager of Security and Emergency Services	Mark Cacciari
Manager of Special Projects	Kathleen Harrington
Manager of Facilities Maintenance	Glen McGlinchey
Manager of Grounds	Chris Williams
Coordinator of Florida Business Operations	Brett Bodine
Coordinator of Fenway Park Tours	Randy DeHaan
Ballpark Operations Assistant	John Sodini
Facilities Maintenance Staff	Mark Lombardi, Michael O'Connor, Thomas Carey
Security Staff	Bob Levin, Angel Santiago

CORPORATE PARTNERSHIPS AND CLIENT SERVICES

Senior Vice President/Corporate Partnerships	Troup Parkinson
Director of Client Services	Marcell Bhango
Senior Manager of Client Services	Carole Alkins
Senior Manager of EMC Club and Dugout Services	Erin Donovan
Manager of Suite Services	Kim Cameron
Manager of Travel & Hospitality	Kathleen Fleming
Manager of Client Services	Sean Walsh
Coordinator of Client Services	Andrew Dennen

FRONT OFFICE DIRECTORY, CONTINUED

CORPORATE PARTNERSHIPS AND CLIENT SERVICES (CONT.)

Coordinator of Sponsor Services Amanda Heglin
Executive Assistant Jeanne Bill

FAN SERVICES AND ENTERTAINMENT

Vice President/Fan Services and Entertainment... Sarah McKenna
Director of Red Sox Productions..... John Carter
Senior Manager of Fan Services and Entertainment.. Stephanie Manekis
Manager Red Sox Productions, Game Operations.. Matthew Bair
Manager of Entertainment..... Dan Lyons
Manager of Red Sox Productions, Creative Keith Macri
Manager of Special Projects..... Marty Ray
Red Sox Productions Engineer..... Eric Hancock
Coordinator of Red Sox Productions, Creative Jason Gorden
Coordinator of Red Sox Productions, Online and Television.....
Tim Heintzelman
Coordinator of Fan Services Jovan Holland
Coordinator of Red Sox Productions, Game Operations... Jack Lanzillotti
Coordinator of Alumni and Archives Dan Rea
Coordinator of Red Sox Productions, Events Abbey Thelin
Red Sox Productions Videographer / Editor Steve Roman

FENWAY AFFAIRS

Senior Vice President/Fenway Affairs..... Larry Cancro
Manager of Fenway Affairs Beth Krudys

HUMAN RESOURCES AND ADMINISTRATION

Vice President/Human Resources Amy Waryas
Senior Manager of Human Resources Patty Vattes
Human Resources Coordinator..... Scott Salley
Receptionist..... Brenna Peterson
Office Operations Coordinator Chris Knight
Office Coordinator Travis Patterson

INFORMATION TECHNOLOGY AND TELECOMMUNICATIONS

Director of Information Technology Steve Conley
Director of Business Applications Heidi Labritz
Senior Systems Analyst Randy George
Manager of Application Development..... Sheila MacDonald
Senior Operations Analyst..... Curran Raclin
IT Support Manager Bill Bartlett
IT Manager..... Ryan Oreste
Software Engineer..... Dan White

LEGAL

Senior Vice President and Assistant General Counsel Jennifer Flynn
Senior Vice President and Special Counsel David Friedman
Vice President/Club Counsel..... Elaine Weddington Steward
Legal Counsel..... Michelle Gewandter
Senior Manager of Legal Operations..... Amanda Eysie
Executive Assistant to the General Counsel Kate Page
Executive Assistant Sarah Potts

MARKETING

Senior Vice President/Marketing and Brand Development.....
Adam Grossman
Director of Marketing and Broadcast Services..... Colin Burch
Senior Manager of Corporate Communications Zineb Curran
Senior Manager of Creative Services..... Mike Olano
Manager of Community Marketing and Fan Clubs....Mardi Fuller

MARKETING (CONT.)

Manager of Social Media and Marketing..... Ann Unger
Marketing Coordinator..... Meghan Ryan

MEDIA RELATIONS

Director of Media Relations Pam Ganley
Manager of Media Relations..... Leah Tobin
Manager of Photography Mike Ivins
Media Relations Specialist Abby DeCiccio
Baseball Information Specialist..... Jon Shestakofsky
Media Relations Coordinator Peter Cohenno
Japanese Media Liaison Mikio Yoshimura

COMMUNITY AND PLAYER RELATIONS

Assistant Director of Community and Player Relations..Sarah Narracci
Community Relations Specialist Sheri Rosenberg
Community Relations Coordinator Kathryn Quirk

PUBLICATIONS AND ARCHIVES

Vice President/Emeritus and Team Historian Dick Bresciani
Director of Publications..... Debbie Matson

RED SOX FOUNDATION

Senior Vice President, Red Sox/Executive Director Foundation.....
Meg Vaillancourt
Director of Special Events Gena Borson
Manager of Red Sox Retreats, Burton Training Facility.... Ron Burton
Manager of Accounting..... Martin Cawsey
Academic Manager, Red Sox Scholars..... Matthew Jasie
Manager of Programs and Grants..... Rico Mochizuki
Program Manager, Red Sox Scholars..... Justin Prettyman

TICKETING

Senior Vice President/Ticketing and Fenway Enterprises.....
Ron Bumgarner
Vice President/Ticketing Richard Beaton
Director of Ticketing Naomi Calder
Director of Premium Sales William Droste
Assistant Director of Ticketing, Season Ticket Services Joe Matthews
Senior Manager of Premium Sales and New Business Development.....
Corey Bowdre
Manager of Ticket Accounting and AdministrationSean Carragher
Manager of Ticket Fulfillment and Systems Peter Fahey
Manager of Ticket Operations Gary Goldberg
Manager of Ticket Services Jenean Rombola
Account Executive, Premium Sales Brendan Hankard
Season Ticket Services Coordinator Benjamin Dorman
Premium Sales and Services Assistant..... Rachel Delfino
Ticket Operations Assistant Lisa Lindsay

FENWAY ENTERPRISES

Director of Sales & Service Carrie Campbell
Event Sales Manager Taylor Grinnell
Event Services Manager Chris Jordan
Mascot Coordinator..... Chris Bergstrom
Event Coordinator..... Bill Blanchfield
Event Coordinator Christina Kotsaes

2012 BOSTON RED SOX MEDIA GUIDE

Produced by the Red Sox Media Relations Department: Pam Ganley, Leah Tobin, Abby DeCiccio, Jon Shestakofsky and Peter Cohenno. **Additional Contributions:** Dick Bresciani, Zineb Curran, Jason Gorden, Charlie Marshall, Marty Ray, Dan Rea and Takuo Urushihara. **Design and Layout:** Mary-Lynne Bohn, Accent Design. **Cover Design:** Mike Olano. **Printing by:** Mass Printing and Forms. **Photography by:** Mike Ivins, Cindy Loo, Brita Meng Outzen, Amy Donnelly, Courtney Gardner, DVM Sports and Getty Images. **Statistical Assistance:** STATS, Elias Sports Bureau (special thanks to Ken Hirdt and John Labombarda), Major League Baseball, Baseball-Reference.com, and David Vincent (SABR). Copyright Boston Red Sox, ©2012. All rights reserved.





JOHN W. HENRY, Principal Owner

John W. Henry, an avid baseball fan, often refers to baseball as an “affair of the heart.” Known throughout the game as an involved and passionate owner, he believes the people of New England have always been and will always be the true owners of the Boston Red Sox. Mr. Henry views his role as a steward of New England’s beloved baseball team, charged with the responsibility on and off the field of ensuring the Red Sox continue to win World Championships while further enhancing the relationship between the community and the team.

Mr. Henry actively collaborates with Tom Werner and Larry Lucchino on a variety of aspects of the baseball experience.

“Larry Lucchino is my role model when it comes to baseball executives. His track record is impeccable. His commitment and passion for excellence on the field, creating fan-friendly environments and setting standards for community involvement make our ownership of the Red Sox something I look forward to each day.

“Tom Werner and I are like brothers. We talk every day about ideas on how to improve everything from the New England Sports Network to the length of the grass on the field. We are blessed with an incredibly strong ownership group that loves the Red Sox.”

On December 20, 2001, the Boston Red Sox partners voted unanimously to sell 100 percent of the team’s interests to an investment group headed by Mr. Henry and Tom Werner. The Major League clubs approved the ownership transfer from the Yawkey Trust and limited partners January 16, 2002. The sale closed February 27, 2002. World Series Championships in 2004 and 2007 have highlighted the stunning first 10 seasons for Mr. Henry and his partners.

The 2004 team captivated an adoring and faithful Red Sox Nation with the greatest comeback in baseball history, all the more satisfying after being heartbroken the previous year in Yankee Stadium when Aaron Boone ended a dramatic seven-game championship series to decide the pennant.

The club that never quit, even when down three games to none to the archrival Yankees, won four straight—in breathtaking fashion—to capture the pennant, then captured four more in a row to sweep the St. Louis Cardinals, giving the Red Sox their first World Series title since 1918 and sending millions into delirium. The achievement came less than a thousand days (973) after purchasing the club.

In 2005, the Red Sox reached the postseason for the third consecutive year, a first in the franchise’s rich 105-year history.

In 2007, Boston won its first AL East Division title since 1995 and posted an 11-3 postseason record to become the first two-time World Champion of the 21st century.

In 2008, the Red Sox returned to the playoffs for the fifth time over a six-year period. The team also drew three million fans for the first time at Fenway Park while setting a Major League record for consecutive home sellouts.

In 2009, the club reached the postseason for the third consecutive year and sixth time in seven years. Boston notched its 500th consecutive sellout at Fenway Park on June 17 and finished the regular season with 550 straight sellouts, dating back to May 15, 2003. The club’s sellout streak reached 712 straight games through the 2011 season.

Mr. Henry not only set out to win multiple World Series, but to make sure the Red Sox were active participants in the community. As a result, the club’s community relations department has set records each of his first 10 seasons as principal owner in the number of appearances arranged for players in the community, and the amount of authentic memorabilia donated to non-profit organizations in New England to help them raise funds. Immediately after taking ownership, Mr. Henry and his partners founded – and funded – The Red Sox Foundation. The Red Sox Foundation is the largest and one of the fastest growing team charities in Major League Baseball. Though a relative newcomer to the New England philanthropic community, it has won numerous awards for its imaginative outreach and impact, including the 2009 national award for “Best Sports Charity” from the Robert Wood Johnson Foundation and the Sports Philanthropy Project. In 2010 it was recognized by Major League Baseball with the inaugural “Commissioner’s Award for Philanthropic Excellence” for the Red Sox Scholars program, the Foundation’s educational cornerstone.

Supported through generous donations from Mr. Henry, along with Red Sox Chairman Tom Werner and their partners, as well as corporate sponsors and fans attending special fundraising events, The Red Sox Foundation has quickly become a powerful philanthropic force in this community. Over the past 10 years, the team charity has committed nearly \$50 million to non-profit health, education, recreation and social service programs serving at-risk children and their families.

With his passion and enthusiasm for baseball, Mr. Henry is accessible to the media and fans. He’s often seen moving throughout ballparks in Spring Training and during the regular season. He sits in many areas of Fenway Park, from the Bleachers to the Green Monster Seats to the seats near the dugouts, and often greets fans at the

gate. That exposure and interaction helped inspire the improvements that have widened the concourses, reduced concession lines and augmented the restrooms at Fenway Park.

"I love to listen to and interact with fans," Henry said. "Perhaps not every fan can identify with me, but I think I can identify with most of them because I've been a passionate baseball fan all my life. I know that even the best baseball team cannot win every night, but I want to make sure our fans win every night—that they enjoy as many aspects of our game, our tradition, and the Fenway experience as they can. If they don't, I want to know why and see what I can do to address their concerns immediately. It is the New England fans and their representative media that have created the romance, mystique and passion that we all feel when the words 'Boston Red Sox' are spoken."

Mr. Henry has garnered a wealth of experience—and nine championship rings—at three different levels in his 24 years (through 2011) in baseball at an ownership level. Prior to purchasing the Red Sox, he was chairman and sole owner of the Florida Marlins. He was also a limited partner of the New York Yankees, and was chairman and majority owner of the Tucson Toros of the Triple-A Pacific Coast League.

Mr. Henry also formed a co-ownership with Boca Raton, FL attorney Don Sider in the West Palm Beach Tropics of the Senior Professional Baseball League. The Tropics, managed by former Red Sox manager Dick Williams, posted a league-best 52-20 record in his one-year ownership, led by Hall of Famer Rollie Fingers and All-Stars Toby Harrah, Dave Kingman, Mickey Rivers and Al Hrabosky.

Mr. Henry is chairman of John W. Henry & Company, Inc. (JWH), which he founded in 1981. He has served on the Board of Directors of the Future Industry Association, National Association of Futures Trading Advisors (NAFTA) and the Managed Futures Trade Association. He is a recognized leader in alternative asset financial product innovation.

Mr. Henry is Principal Owner of Fenway Sports Group, formerly New England Sports Ventures (NESV). On October 15, 2010, Fenway Sports Group acquired 100% of Liverpool Football Club (LFC), one of the world's most historic sporting institutions. Fenway Sports Group owns a portfolio of companies that includes LFC, Boston Red Sox, New England Sports Network, Fenway Sports Management and Roush Fenway Racing.

In early 2002, he purchased a home in Boston. Born in Quincy, IL, John spent most of his childhood in Forrest City, AR, where his parents owned a farm. He was a dyed-in-the-wool baseball fan growing up, listening to St. Louis Cardinals broadcaster Harry Caray on the radio. At age 9, he saw his first Major League game at Sportsman's Park in St. Louis—the very city where he would see his own Boston Red Sox celebrate in triumph after completing the greatest comeback in baseball history.

RED SOX OWNERSHIP HISTORY

Charles W. Somers	1901-02
Henry J. Killilea	1903-04
John I. Taylor	1904-11
James R. McAleer	1912-13
Joseph J. Lannin	1913-16
Harry H. Frazee	1917-23
J.A. Robert Quinn	1923-33
Thomas A. Yawkey	1933-76
Jean R. Yawkey	1976-77
Jean R. Yawkey:	1978-80
Haywood Sullivan,	
Edward G. LeRoux Jr.	
Jean R. Yawkey Trust:	1981-86
Haywood C. Sullivan,	
Edward G. LeRoux Jr.	
Jean R. Yawkey Trust:	1987-93
Haywood Sullivan	
Jean R. Yawkey Trust	1994-2002
The Henry-Werner Group ..	2002-present



THOMAS C. WERNER, Chairman

In the 10 seasons that Tom Werner has been Chairman of the Boston Red Sox, the club has enjoyed unprecedented success, having advanced to postseason play three straight seasons and six times in seven years for the first time in its history. The pinnacle, of course, was the 2004 World Championship that ended an 86-year drought. Another World Series victory would follow in 2007. Red Sox fans have sold out 631 consecutive games at Fenway Park, the longest streak in baseball history. And together with Principal Owner John W. Henry and President/CEO Larry Lucchino, Werner on March 23, 2005, announced that the Red Sox had committed to remain long term at America's Most Beloved Ballpark.

Among the early bidders of the Red Sox in 2001, Werner led the only group that was committed to saving Fenway Park. Later joined by John Henry and Larry Lucchino, this group oversaw successive improvements that restored its luster. Now considered by many to be America's Most Beloved Ballpark, this ownership group is looking forward to celebrating its 100th anniversary at Fenway Park in 2012.

Through the successful improvements resulting from major investments, brilliant ingenuity, and dogged persistence, the club's ownership group concluded that the park could, indeed, be preserved. As a result, the ballpark is on track to see its 100th anniversary in 2012. The oldest and smallest park in the Majors would be the first ever to last 100 years.

A respected and veteran baseball owner since he purchased the San Diego Padres in 1990, Werner, along with Henry and their partners has helped lead the effort for a kinder, more fan-friendly atmosphere at the ballpark that has resonated with parents, grandparents, and children.

The Red Sox Foundation, established immediately after the purchase of the team, is another example of their leadership. Its charitable donations, after only eight seasons, are the biggest in professional baseball, as the Foundation gives away millions of dollars each year. In 2009, Werner helped in the establishment of the Home Base Program, an initiative founded and funded by the RSF and Massachusetts General Hospital, aiming to help military veterans affected by post-traumatic stress disorder and traumatic brain injury. The Home Base Program is recognized as a model public/private partnership dealing with our wounded warriors. Werner is also proud of his involvement in the Teddy Ebersol-Red Sox Fields, which are now used by thousands of children.

Werner, a member of the Television Academy Hall of Fame for his extraordinary achievements as a creator and producer of many groundbreaking series, has had baseball in his soul his entire life. He played the game during his childhood, coached his children in youth baseball and has attended countless Major League games.

As a 17-year-old freshman at Harvard, Werner gave his heart to the ultimate underdogs, the Impossible Dream Red Sox of 1967. He has been a devoted follower of the Red Sox ever since.

For his visual studies class at Harvard, Werner created a documentary about Opening Day at Fenway Park, starting with the quiet, quaint park at rest, then exploding with the excitement of fans pouring into the ballpark. The education in film would lead to a rewarding career in television; the passion for the Red Sox and Fenway Park would later lead Werner to begin a quest to buy the team when it was offered for sale in 2001.

Werner is also an active contributor to Major League Baseball. He has been appointed to the Board of Major League Baseball Enterprises, which has oversight over national media arrangements as well as Major League Baseball Properties. He has also been appointed to the Board of the MLB Network, which debuted in January 2009.

In addition to these responsibilities, Werner takes great pride in his contributions to the success of the New England Sports Network. Most people in the television industry now regard NESN to be one of the strongest sports channels in the country, as it televises almost 300 live events each year, including Red Sox and Bruins games. Since 2001, NESN has more than doubled the amount of original programming it airs.

Werner's entry into Major League Baseball came in 1990 when he led a group that purchased the San Diego Padres. He served baseball on the national level as a member of the Executive Council and Chairman of the Television Committee. As such, he was a key force in establishing one of the most crucial innovations in baseball history—the Wild Card, the very element that enabled the Boston Red Sox, years later, to win their first World Championship since 1918.

Werner feels that the relationship between the ballclub and Red Sox fans is the most special in all of baseball. After the sweep of the Colorado Rockies in 2007, Werner said the following which has resonated among fans of Red Sox Nation.

"2004 was for our parents and grandparents and those people who suffered through eight decades before a World Championship. This is for us and for our children and for everybody in Red Sox Nation."

Embodying the values of integrity and quality, Werner (born April 12, 1950) has already achieved a lifetime of accolades in the television business. He and his partner, Marcy Carsey, have helped create such hits as "The Cosby Show," "A Different World," "Roseanne," "Third Rock from the Sun," "Cybill," "Grace Under Fire" and

"That '70s Show." In September 2008, Werner's new animated show "The Life and Times of Tim" debuted on HBO. Carsey Werner is credited with almost 2,000 hours of quality half hour comedy Television.

Earlier, while working for ABC television, Werner and Carsey saw Robin Williams in a comedy club and launched his career in "Mork and Mindy." Werner also oversaw the development of "Bosom Buddies," which started the career of Tom Hanks; "Soap," which started the career of Billy Crystal; and "Taxi," which started the careers of Tony Danza and Danny DeVito.

Werner has also received the Lifetime Achievement Award from the Producers Guild of America. His company has garnered 24 Emmy Awards, 11 People's Choice Awards and numerous Golden Globes, Humanitas Prizes and Peabody Awards. In 2000, Werner and his longtime partners, Marcy Carsey and Caryn Mandabach, joined forces with Geraldine Laybourne and Oprah Winfrey to start Oxygen, a 24-hour cable channel serving the modern woman. Oxygen was acquired by NBC in late 2007 and is one of the fastest growing cable networks ever, now in almost 65,000,000 homes.

Werner spends much of the year in Boston, where he maintains a residence. He has served on a number of Boards, including the White House Fellows Commission. He currently serves on the Crossroads School Board and the Board for After School All Stars, a program helping at risk youth engage in after school programs, and the Ron Brown Scholar Program, which offers scholarships to African-American high school seniors who have demonstrated social commitment and leadership potential.



LARRY LUCCHINO, President/CEO

Larry Lucchino was named President/CEO of the Red Sox at the closing of the purchase of the team in February, 2002. Previously President/CEO of the Baltimore Orioles (1988-93) and the San Diego Padres (1995-01), Lucchino is a veteran of 33 years in Major League Baseball. With the Red Sox, Lucchino manages the franchise on a day-to-day basis with the active involvement of, and in collaboration with, Principal Owner John W. Henry and Chairman Tom Werner.

He has won rings with each franchise. The Orioles won the 1983 World Series, the Padres won the 1998 National League Pennant, and the Red Sox won the 2007 World Series, just three years after the 2004 World Championship that put an end to Boston's 86-year championship drought.

In his 23 full seasons as a President/CEO, his clubs have a winning record of 1,895-1,650 (.535), have reached post-season play eight times (1996, 1998, 2003, 2004, 2005, 2007, 2008, 2009), have won three pennants, and two World Series. In those 23 seasons, attendance has improved over the previous year 16 times and the franchises have set club attendance records 13 times, including an 8 year stretch with the Red Sox, topping 3 million for the first time in Red Sox history in 2008, and again surpassing 3 million in 2009, 2010 and 2011.

In addition to running championship franchises and setting attendance marks, Lucchino has earned a legacy for creating ballparks that have transformed the ballparks' role in the fan experience, influence on franchise value, and place in the community.

His vision for the design of Oriole Park at Camden Yards - a traditional, old-fashioned, asymmetrical, intimate downtown ballpark with modern amenities - ushered in an era of revolutionary ballpark architecture and attendance responsible in part for the game's resurgence since 1992.

He also had the vision for the ballpark that saved baseball in San Diego. Petco Park, designed to look and feel like San Diego, was approved in a 1998 landslide vote on Proposition C, a campaign that Lucchino spearheaded. As much as the Padres needed a ballpark, the city needed a catalyst to redevelop an under-utilized 26-block area in the city's downtown. As promised, a ballpark revitalized a key neighborhood, as it had done in Baltimore (and, subsequently, in other cities). The design of the park was completed in August, 2001, and construction was well underway when Lucchino left the Padres for the Red Sox after the 2001 season.

Subsequently, he was instrumental in pulling together the ownership group that joined John Henry and Tom Werner in their successful effort to purchase the Red Sox, announced on December 20, 2001. While every other group that sought to purchase the Red Sox advocated a replacement for venerable Fenway Park, the group led by Henry, Werner, and Lucchino was the only one that committed itself to save - and improve - America's most beloved ballpark. The ownership group officially formalized its commitment to keep Fenway Park long term on March 23, 2005.

Over the course of a 10 year-long project (ending during the 2011 offseason), Lucchino has helped to oversee many changes to preserve, protect and improve Fenway Park. Such successful additions include: the Green Monster Seats, the Right Field Roof Seats, Dugout Seats, the Yawkey Way Concourse, the Big Concourse, the Third Base Concourse, the First and Third Base Decks, the EMC Club, the State Street Pavilion, renovations of the premium suites, the Left Field Coca Cola Corner, the Bleacher Bar, the expansion of the right field roof box section, and the installation of new high definition video display and scoring systems. These and other well-received infrastructure innovations and improvements have enhanced the fans' experience while respecting the integrity of the historic park and the surrounding neighborhood.

In the winter of 2010, Fenway Park was transformed into a hockey venue when it hosted the Boston Bruins and the Philadelphia Flyers on New Years Day for the third installment of the NHL Winter Classic. A week later, the Red Sox hosted the first ever Hockey East outdoor college hockey games as the women's teams from UNH and Northeastern and the BC and BU men's squads played a doubleheader. In July of 2010, Fenway Park again was transformed, this time into a soccer site when Sporting C.P. from Portugal and Celtic F.C. from Scotland matched up for Football at Fenway - the first soccer match played at the ballpark in over 40 years. In the winter of 2011, the ballpark was once again turned back into a hockey site, when Frozen Fenway II saw 16 days of ice time for high school and college games, along with community skates for residents of the city of Boston. These hockey events helped lead off a year long of extensive and varied celebrations for Fenway Park's 100th Anniversary in 2012.

While setting attendance records with all three franchises, Lucchino has made his mark in the cutting-edge marketing of baseball. His efforts at regionalization in Baltimore expanded the Orioles' fan base from 2 million to 6 million. In his 14 years with the Orioles, the season ticket base increased from 1,600 to 28,000 plus a 13,000-person waiting list.

In his seven years with the Padres, the season ticket base more than doubled from 5,081 to 12,380 through 2000. Under his leadership, the Padres recorded their top four all-time attendance figures at Qualcomm Stadium in his last four years there (1998-2001).

In his 10 seasons in Boston, the club has set franchise attendance records in eight of ten years, and has sold out 712 straight games dating back to May 15, 2003. This streak is the longest in the history of Major League Baseball, a record established on September 8, 2008, with sell-out #456, breaking the previous MLB record of 455, set by the 1995-2001 Cleveland Indians.

Each of the three franchises he has served as chief executive has established a major charitable foundation during his tenure (The Orioles Foundation, The Padres Foundation, and The Red Sox Foundation). Under his leadership, each franchise has re-invigorated its philanthropy, its community relations efforts, and its ballpark ambience to ensure that all fans feel welcome. In November of 2010, the Red Sox and the Red Sox Foundation were given league wide recognition when they were named the recipients of the inaugural Commissioner's Award for Philanthropic Excellence.

Lucchino's passion for ballparks is rivaled by his drive for baseball's internationalization. He pioneered a groundbreaking relationship in Japan in 1997 with the Chiba Lotte Marines, and helped organize the Red Sox' first trip to Japan in March, 2008 when they opened the MLB regular-season with two games at the Tokyo Dome. In addition, he previously arranged the efforts to play Major League Baseball's first regular season games in Mexico (1996) and Hawaii (1997) and established baseball's first International Opening Day in Monterrey, Mexico in 1999. He was an early, active supporter of the World Baseball Classic, and also serves on Major League Baseball's International Committee.

He has served on MLB's Restructuring Committee, the American League's Cable Television Committee, and as Chairman of the Player Development Contract Negotiations Committee. He was a member of the Realignment Committee and the Commissioner's Blue Ribbon Task Force on Baseball Economics, which released its recommendations for attacking the game's economic and competitive balance issues in July, 2000.

In recognition for "long and meritorious service to baseball" over three decades in the game, Lucchino was awarded the Judge Emil Fuchs Award by the Boston Baseball Writer's Association at their 72nd annual BBWAA dinner on January 20, 2011.

Born in Pittsburgh, Lucchino was an All-City League basketball player and a second baseman on the Pittsburgh city championship baseball team at Taylor Allderdice High School. He graduated with honors from Princeton University and is a graduate of the Yale Law School. At Princeton, he was a member of two Ivy League championship basketball teams.

In 1974, he joined Williams and Connolly, the law firm founded by his mentor, friend, legendary sportsman, and trial attorney Edward Bennett Williams. He became a partner in 1978 and specialized in sports law and litigation. He was general counsel to the Washington Redskins, which Williams was president and part owner, and was a member of the Redskins Board of Directors from 1979 to 1985. When EBW bought the Orioles on August 2, 1979, Lucchino became vice president/general counsel. EBW named him president in May, 1988, to rebuild the club's baseball and business operations. Lucchino was an owner of the Orioles from 1989 until the club was sold at the end of the 1993 season, and of the Padres from December, 1994 to 2002.

The avid sportsman has the unique distinction of earning World Series rings (Orioles, '83; Red Sox, '04, '07), a Super Bowl ring (Redskins, '83), and a Final Four watch (Princeton, '65). Lucchino has been active in numerous civic and charitable efforts in Baltimore, San Diego, and Boston, with particular, active involvement in the research and treatment of cancer. Here in Boston, he is a board member and served as the co-chair of the Dana Farber Cancer Institute's \$1 billion "Mission Possible" Capital Campaign, which reached its goal in 2009, and is also on the board of Special Olympics International. He is married to Stacey Johnson Lucchino, and has two stepchildren, Davis (22) and Blair (20).

VICE CHAIRMEN



DAVID GINSBERG, Vice Chairman

David Ginsberg became Vice Chairman of the Red Sox upon the closing of the Red Sox acquisition on February 27, 2002. He is also Vice Chairman of Fenway Sports Group (FSG) (the holding company that owns the Boston Red Sox, New England Sports Network (NESN), the Liverpool Football Club (LFC) and indirectly 50% of Roush Fenway Racing (RFR). In addition, he is Vice Chairman of the Liverpool Football Club and a member of the board of directors of RFR. During 2002 to 2010, Mr. Ginsberg headed up the FSG finance committee and provided advice and assistance to Principal Owner John Henry, Chairman Tom Werner and President/CEO Larry Lucchino on business, financial and investment banking issues. He was primarily responsible for arranging and managing FSG's credit facilities and determining FSG's interest rate strategy. Ginsberg played an integral role in

the negotiation and execution of the acquisition of the Red Sox, NESN, LFC, RFR and the sale of the Florida Marlins. He had previously been Vice Chairman of the Florida Marlins starting in 1999.

Beginning in December 2010, Ginsberg joined FSG on a full time basis continuing in the above roles. In addition, Ginsberg is primarily responsible for the ongoing and close oversight of LFC's day-to-day business operations and financial activities and for assisting John Henry and Tom Werner in returning LFC to competitive success and long-term financial stability. Ginsberg also oversees all merger and acquisition activities contemplated or conducted by FSG; all FSG borrowings, credit facilities and interactions with FSG's lenders and other major financial institutions and is the point-person primarily responsible for coordinating FSG's real estate strategy and for overseeing all FSG real estate transactions. Ginsberg is also a member of the Overseers Board of the Red Sox Foundation and Mass General Hospital Home Base Program which is dedicated to improving the lives of veterans of the Afghanistan and Iraq wars who suffer from deployment related stress and traumatic brain injury.

Ginsberg was a Managing Director and a Founding Partner of Raptor Group Holdings from 2008-2010, an investment management company. From 2006-2008 he was the Managing Director of the Special Opportunities Group at Tudor Investment Corp. He served as the Special Advisor to the Chairman and as a Director at John W. Henry & Company (JWH) beginning in 1999 until June 2002. Before joining the Marlins and JWH, Ginsberg was a private investor and consultant. At Global Asset Management (GAM) in London, he started and served as the Managing Director of the Multi-Manager Group, one of the largest groups specializing in hedge funds, from its inception in 1989 until 1995. Prior to joining GAM, he was Vice President in charge of the Mergers and Acquisitions Advisory Group at the National Westminster Bank USA, where he began his career as a corporate lender in 1981.

A native of Winthrop, MA, he graduated from The Northfield Mount Hermon School and received a B.A. from Kenyon College. He later received an M.B.A. with a concentration in finance from the Boston University Graduate School of Management



PHILLIP H. MORSE, Vice Chairman

Phillip Morse was named Vice Chairman in 2004 and has been a partner in the Boston Red Sox since 2002. Morse grew up in Danvers, MA and has two brothers living in the Boston area. He attended the University of Maine and played baseball for the Black Bears. Upon graduation in 1964, Morse was hired by Liberty Mutual Insurance Company in Boston. In late 1966, he worked in sales for a Glens Falls, NY based small medical device company. In 1969, Morse founded North American Instrument Corporation, a company focused on the development, manufacturing and sales of the first transparent fluid delivery system for coronary angiography, the Morse Manifold. By 1994, the firm had grown into NAMIC U.S.A. Corporation, an 800-employee designer and manufacturer of a wide array of medical devices for interventional cardiology

and radiology. NAMIC made an initial public offering in 1991, and established operations in the Commonwealth of Puerto Rico in 1992 and in the Republic of Ireland in 1993. Morse served as NAMIC's Chairman until its sale to Pfizer, Inc. in 1995. Today, NAMIC U.S.A. is a member of the Navilyst family and after more than 40 years, the Morse Manifold continues to be used in more than 70 percent of all cardiac catheterization procedures.

After retiring from NAMIC in 1995, Morse founded Heritage Creations, Inc., a group of companies dedicated to providing premium quality products and services to premier private, public and resort golf courses, clubs and golf pro shops worldwide.

Morse retired from the board of directors of Evergreen Bank, a division of Banknorth, N.A., and was a former director of The Business Council of New York State, Inc. He is a generous contributor to numerous medical, athletic and educational charities, having made a gift of an artificial turf stadium field to the University of Maine. In a combined effort with his friend, the late Harold Alfond, a former Red Sox partner, his alma mater now has an outstanding athletic facility in which to play football, soccer and lacrosse. Over five years ago, Morse turned 43 acres of woodlands in Glens Falls, NY into an athletic complex with a field house, nine tennis courts, two baseball fields, three softball fields, four fields for soccer and lacrosse and donated it to Glens Falls High School.

VICE CHAIRMEN, CONTINUED

The Morses, who live in Jupiter, FL, have three married daughters all of whom live or work in Boston and the surrounding communities. With a growing number of grandchildren, now a total of six, the Morses remain busy dividing their time between Boston, Wells, ME, Lake George, NY and Florida.

PARTNERS



Theodore Alfond
Partner



William Alfond
Partner



Thomas DiBenedetto
Partner



Michael Egan
Partner



Michael Gordon
Partner



Seth Klarman
Partner



Jim Lessersohn
The New York Times Co.
Partner



Henry McCance
Partner



Art Nicholas
Partner



Frank Resnek
Partner



Martin Trust
Partner



Jeffrey Vinik
Partner



Herbert Wagner
Partner

Not Pictured: **John Kaneb**, Partner



SAM KENNEDY, EVP/Chief Operating Officer, Boston Red Sox President, Fenway Sports Group

In 2012, Sam Kennedy enters his 11th season with the Boston Red Sox. Currently he is EVP/Chief Operating Officer of the Red Sox, and he also serves as President of Fenway Sports Management. The Brookline, MA native was among the first executives that Red Sox President/CEO Larry Lucchino brought with him from the San Diego Padres to join his partners John Henry & Tom Werner in Boston shortly after acquiring the Red Sox from the Yawkey Trust. Since joining the Red Sox in March of 2002, Kennedy has been an instrumental part of the revitalization of the Red Sox brand, the financial stability of the franchise and the preservation and protection of Fenway Park. Kennedy and his staff have dramatically increased all club revenue streams over the past decade. The club has sold

out 712 consecutive games at Fenway Park, dating back to May, 2003, and has set attendance records in 9 of the past 10 seasons. Kennedy and his team have set the industry standard in the area of corporate sponsorship, premium seating, merchandising and they have established Fenway Park (celebrating her 100th anniversary in April) as one of the premier destinations in New England for non-baseball events such as concerts, outdoor hockey games, soccer matches and corporate functions.

Reporting directly to Lucchino, Kennedy oversees the club's general business matters including Ticketing (sales, operations and service), Corporate Sponsorship, Broadcasting, Marketing, Media Relations, Community Relations, Social Media, Advertising, Fenway Enterprises (non-baseball activities at Fenway Park) and all Client Service. In 2003, he helped conceive and execute the successful sales and marketing plan for the new "Legends Suite" at Fenway Park, the Dugout Seats innovation, and new tasteful advertising positions above the Green Monster. In 2004 Kennedy secured a long-term partnership with Anheuser-Busch that was instrumental in the creation of the new Right Field Roof Seats at Fenway. In 2005 he was charged with developing the sales and marketing plan for the new club seats at Fenway Park that debuted in 2006. Kennedy also secured long-term naming rights deals for the EMC Club and the State Street Pavilion at Fenway Park. In 2009, he oversaw the successful negotiations with the National Hockey League and Hockey East to stage the 2010 "Bridgestone NHL Winter Classic" and "Sun Life Frozen Fenway" NCAA Division I outdoor ice hockey games at Fenway Park. In addition to ice hockey, 2010 also saw the return of professional soccer to Fenway Park when Kennedy and his team arranged for an international friendly between Celtic FC & Sporting Lisbon. In 2011 Kennedy was a member of the team that developed the business plan for the Red Sox new Spring Training home in Fort Myers, FL and he led the successful negotiations with JetBlue Airways to name the new facility "Jet Blue Park at Fenway South". Kennedy brought Frozen Fenway back to the ballpark in January of 2012 as nearly 100,000 people came through the gates to watch ice hockey and skate at Fenway over a 16-day period. He also serves as a member the Red Sox Budget Committee, and as the club's business liaison to Major League Baseball Properties and Major League Baseball Advanced Media.

In 2004, Kennedy helped create Fenway Sports Management (FSM), formerly Fenway Sports Group, which has emerged as one of the most well respected international sports sales representation agencies in its seven year history. FSM is one of the portfolio of companies owned by Fenway Sports Group, which includes the Boston Red Sox, Liverpool FC, New England Sports Network and Roush Fenway Racing. As FSM's President, Kennedy has P & L responsibility and oversees Finance, HR, Legal, Sales, Corporate Consulting and Marketing. FSM's client roster includes the Boston Red Sox, NESN, RFR, Liverpool FC, Boston College, Major League Baseball Advanced Media, the Deutsche Bank Championship and NBA superstar LeBron James.

Kennedy was a key member of the Fenway Sports Group team that acquired 100% of Liverpool Football Club on October 15th, 2010. Kennedy worked closely with Fenway Sports Group principal owner John Henry and Chairman Tom Werner on the acquisition of one of the world's most important sporting institutions, further positioning Fenway Sports Group as one of the world's most prestigious sports & entertainment companies around the globe. FSM is now charged with growing LFC's commercial operations around the globe. In 2011 Kennedy and his team negotiated the largest uniform supplier partnership in the history of the English Premier League with Warrior Sports. Additionally, FSM will oversee Liverpool FC's 2012 North American tour.

In October 2007, Sam was named as one of the Boston Business Journal's 40 under 40 Award recipients, which recognizes 40 of Boston's best and brightest young professionals. In January of 2008, and again in January of 2010, Kennedy was selected as one of Sports Business Journal's Forty under 40 Award recipients. This national honor placed him in the company of the most influential and creative young professionals in the business of sports. Kennedy has been recognized throughout his career for hiring & retaining exceptional talent at the Red Sox and FSM.

Prior to joining the Red Sox, Kennedy was the Padres' Executive Director/Corporate Partnerships and Broadcasting. Originally hired as an account executive in 1996, he tripled sponsorship revenues from 1996-2001. Kennedy oversaw the sale of signage at Qualcomm Stadium (home of the Padres, Chargers, Super Bowl XXXII and other events), virtual advertising, promotional programs, broadcast media and print advertising. He also played an integral role in securing financing and developing the sales and marketing strategy for the Padres' new downtown ballpark, Petco Park. Before

joining the Padres, he sold radio advertising for WFAN 660AM and WABC 770AM in New York.

Sam attended Trinity College in Hartford, CT, where he played baseball and earned a degree in American Studies in 1995. At Brookline High School, he played ice hockey and was the captain of the baseball team. In 2004, Kennedy was sworn in as a board member on the Massachusetts Governor's Committee for Physical Fitness and Sports. Sam serves on the board of the Wellesley Youth Hockey Association (he also serves a coach) and The Greater Boston Chamber of Commerce. Sam and his wife of thirteen years, Amanda, reside in Wellesley, MA with their eight-year-old son, Jimmy, and seven-year-old daughter, Ally.



BEN CHERINGTON, Executive Vice President/General Manager

Ben Cherington was named Executive Vice President/General Manager of the Boston Red Sox on October 25, 2011, the 11th General Manager in club history. He is entering his 15th season in Major League Baseball and his 14th season in the Red Sox organization, and most recently served as Boston's Senior Vice President and Assistant General Manager since January 2009. In that role, he worked closely with Theo Epstein on all Major League personnel matters, including evaluation and analysis, player acquisition, and contract negotiation.

The 37-year-old Cherington previously held the position of Red Sox Vice President/Player Personnel beginning in January 2006. He oversaw amateur scouting and player development in addition to consulting on all Major League player acquisitions. While in charge of the club's farm system, the Red Sox developed several players on the current Major League roster including Daniel Bard, Clay Buchholz and Jacoby Ellsbury. Under his watch, Boston's 2006 draft was named the best in the Majors by Baseball America.

Cherington acted as Red Sox co-General Manager, along with Jed Hoyer, from December 12, 2005 through January 19, 2006. In that time, the Red Sox completed a trade that brought Josh Beckett and Mike Lowell to Boston from the Florida Marlins.

He began his professional baseball career with the Cleveland Indians as an advance scout in 1998 and joined the Red Sox organization in 1999 as a Mid-Atlantic area scout before becoming a baseball operations assistant that May. Cherington has also served as Boston's coordinator of international scouting, assistant director of player development and director of player development.

During Cherington's tenure with the organization, the club has received numerous awards, including being named Sporting News' Team of the Decade following the 2009 season.

A native of Meriden, NH, Cherington pitched for Lebanon (NH) High School and graduated with a degree in English from Amherst College, where he played four years of varsity baseball. He also spent a year as an assistant coach for his alma mater while working towards his Master's Degree from the University of Massachusetts' Sport Management Program.

Cherington sits on the advisory board for Good Sports, a Boston-based non-profit that distributes sports equipment to community organizations offering programs to disadvantaged youth, and has run the Boston Marathon and the New York Marathon in support of the charity. He has also participated in the Pan-Mass Challenge, which benefits the Dana-Farber Cancer Institute, and the 9K Run to Home Base, which raises funds for the Red Sox Foundation and Massachusetts General Hospital Home Base Program.

RED SOX GENERAL MANAGERS

1933-47	Eddie Collins	1984-93	Lou Gorman
1948-58	Joe Cronin	1994-2002	Dan Duquette
1959-60	Bucky Harris	2002	Mike Port (interim) ³
1961-62	Dick O'Connell ¹	2002-05	Theo Epstein
1963-65	Mike Higgins ²	2005-06	Ben Cherington/Jed Hoyer ⁴
1965-77	Dick O'Connell	2006-2011	Theo Epstein
1978-83	Haywood Sullivan	2011-present	Ben Cherington

(1) GM position was eliminated in 1961-62. Executive VP of Business and Baseball Operations Dick O'Connell assumed the role.

(2) Higgins was Executive Vice President in charge of baseball while O'Connell maintained oversight of the business side. O'Connell was named General Manager on 9/16/65 when Higgins resigned.

(3) Port was named interim General Manager on 2/28/02.

(4) Epstein left the Red Sox from 10/21/05-1/19/06. Cherington and Hoyer were named co-General Managers on 12/12/05 and served in that capacity until Epstein's return.



JONATHAN GILULA, Executive Vice President/Business Affairs

Jonathan Gilula has served as Executive Vice President/Business Affairs since October, 2009. In 2012, Gilula enters his 15th season in Major League Baseball and 10th as a member of the Boston Red Sox organization. Gilula oversees all ballpark operations, event operations, fan services, game entertainment, video production, information technology and Florida business operations activities of the Club. He also manages the relationships between the Red Sox and key business partners, including ARAMARK, Fenway Park's concessionaire, and Twins '47, the operator of the Official Red Sox Team Store.

Gilula has worked closely with President/CEO Larry Lucchino in directing the club's effort to preserve and protect Fenway Park, which celebrates its 100th Anniversary in 2012. Since 2002, the team has added capacity, created space for new fan-friendly features and amenities, and improved the infrastructure both within and around the ballpark. Gilula has played a key management role in the design and construction process, and in the development of business operating plans for the Fenway Park Improvements, which were formally completed in 2011. The list of projects completed during the 10-year major annual improvement process includes the Green Monster Seats, the Big Concourse, the Right Field Roof, the EMC Club, the State Street Pavilion, renovation of the private suites, repair and waterproofing of the lower seating bowl and bleachers, and the installation of three state-of-the-art High Definition video displays and scoring systems.

Gilula has assisted with the coordination of the club's real estate activities, which have focused on ensuring that development activities in the surrounding Fenway neighborhood are complementary to the ballpark. To that end, he has negotiated agreements that have resulted in the addition of popular year-round restaurants such as Game On!, The Bleacher Bar, and Jerry Remy's Sports Bar and Grill.

Gilula is an active participant in the planning and implementation of non-traditional, ancillary uses of Fenway Park including popular events such as summer concerts, Futures at Fenway (a doubleheader featuring Red Sox minor league affiliates) and the Cape Cod League All-Star Game. During the winter of 2009-2010, Gilula played a vital role in the preparation and execution of the first-ever ice hockey events to take place at Fenway Park highlighted by the 2010 Bridgestone NHL Winter Classic and the Sun Life Frozen Fenway college games, including the first-ever outdoor women's college hockey game. Gilula and his team once again transformed the grounds at Fenway into a hockey rink in January 2012 for the return of Sun Life Frozen Fenway activities that included several well-attended college and high school hockey games. In the summer of 2010, Gilula oversaw the successful conversion of the Fenway Park field into a soccer pitch as the Celtic Football Club faced the Sporting Club of Portugal in an international friendly, the ballpark's first soccer match since 1968.

Gilula is responsible for overseeing the development of JetBlue Park at Fenway South, the new Red Sox Spring Training and player development complex in Lee County, FL which opened for the 2012 Spring Training season. The new complex, which provides a state-of-the-art, single-site facility designed to meet the long-term needs of the organization and to create the premier Spring Training complex for both players and fans, represents a significant statement of commitment by the team to Southwest Florida as it will keep the Red Sox in Lee County for at least the next 30 years.

Gilula originally joined the Red Sox in October, 2002, as Special Assistant to the President/CEO, and in that capacity he worked on a number of special projects including the design and construction of annual Fenway Park Improvements, the refurbishment of the existing Red Sox Spring Training facilities in Lee County, FL, and the construction of the Red Sox Academy in the Dominican Republic.

Gilula began his baseball career in June, 1998, when Lucchino, then President/CEO of the San Diego Padres, hired him to work on the planning and development of the team's new ballpark and the surrounding neighborhood. As Director of Ballpark Development, Gilula coordinated all aspects of the design and construction of Petco Park, the acclaimed home of the Padres, which opened in downtown San Diego in 2004.

Gilula was born in New York City, NY and grew up in La Jolla, CA. He graduated with a degree in Politics from Princeton University in 1998, where he was captain of the varsity tennis team in 1997 and 1998. He serves on the Board of Trustees of the Pan-Mass Challenge, the nation's largest athletic fundraiser, which has raised \$338 million for cancer research and treatment through the Jimmy Fund since its inception in 1980. In January 2011, Gilula was selected as one of Sports Business Journal's "Forty Under 40" Award recipients, an honor that recognized him as one of the best young talents in the business of sports.

Jonathan resides in Boston with his wife, Robin, and their daughter, Brin.



ED WEISS, General Counsel/Fenway Sports Group

Ed Weiss was named General Counsel of Fenway Sports Group, the parent company of the Red Sox and New England Sports Network (NESN), in September 2009. Weiss currently has oversight on all legal matters for all Fenway Sports Group companies, including the Boston Red Sox, NESN, Liverpool FC, and Fenway Sports Management (FSM), and has offices both at Fenway Park and at NESN's headquarters in Watertown, MA.

Prior to joining the club, Weiss was Senior Vice President and Deputy General Counsel of Time Warner Inc. where he had been for the previous 13 years. In this role, Weiss was responsible for all litigation, regulatory and intellectual property issues across the company worldwide. He also handled any of Time Warner's significant antitrust issues, including all transaction and merger clearances, served as a key advisor on business and intellectual property issues related to the digital content distribution and had oversight of all FCC legal issues. Weiss began his tenure at Time Warner with Time Warner Cable in 1996, overseeing all litigation and antitrust matters for that cable operator.

Before joining Time Warner, Weiss served as a commercial litigator at the law firm of Cravath, Swaine and Moore in New York City where he worked on many litigation and antitrust counseling matters. Immediately following law school, he also served as a law clerk to the Honorable Jay C. Waldman, a federal judge in Philadelphia, PA, assisting with a wide variety of criminal and civil matters, including a number of jury trials.

A native of Norwood, MA, Weiss graduated magna cum laude from Harvard College concentrating in history and economics in 1988, and received his J.D. cum laude from the University of Pennsylvania Law School in 1991. At Penn Law, he was a member of the Law Review and its Managing Editor. During those years, he also was associated with one of Philadelphia's leading firms, Morgan, Lewis & Bockius, as a law clerk.

Weiss resides in Weston, MA with his wife, Susan, daughters, Nina (12) and Elizabeth (10), and son, Timmy (7).



RON BUMGARNER, Senior Vice President/Ticketing and Fenway Enterprises

Ron Bumgarner was named Senior Vice President/Ticketing and Fenway Enterprises in February of 2012, overseeing all ticketing and sales for the club, after serving as Senior Vice President/Ticketing from 2010-11. Previously, Bumgarner was the club's VP/Ticketing since January, 2006.

A veteran of 20 years in Major League Baseball, Bumgarner started his career with the Baltimore Orioles in 1991 in the sales and services departments. Under current Red Sox President/CEO Larry Lucchino, he was part of the team responsible for executing the relocation of season ticket holders from Memorial Stadium to Camden Yards and played a key role in building a league-leading season ticket base of 28,000 full season equivalents and a waiting list of over 13,000. In addition to his success on the sales front, Ron designed and implemented many of the suite and premium package offerings at the new facility.

When Lucchino took over the San Diego Padres, Bumgarner followed in 1995 as Assistant Director of Sales. In this role, he and his staff tripled the Padres' season ticket base, doubled the group sales attendance to more than 500,000 (3rd-best in MLB) and became a model for small-market teams. Promoted to Director of New Ballpark Sales in 1999, Bumgarner was the architect of the new ballpark's sales plan, critical to securing financing for what is now Petco Park. He helped design the park's popular, unique seating "neighborhoods."

In 2003, Bumgarner joined Lucchino in Boston and has been instrumental in the club's record-breaking success from a business perspective, including an MLB record 712 consecutive sellouts and an attendance increase in seven consecutive seasons through 2009. Bumgarner has played a vital role in the club's approach to generate revenues through new, creative business initiatives. He has been a key force in the integration of new technology and analytics, the development of aggressive marketing campaigns, the increased emphasis on "non-baseball" events at Fenway Park and the overhauled philosophies regarding fan interaction.

He and his wife, Jenny, have two daughters, Shelby and Stella.



LAWRENCE CANCRO, Senior Vice President/Fenway Affairs

Larry Cancro has served as Senior Vice President/Fenway Affairs since 2003. The veteran of 34 years in Major League Baseball, including 27 years with the Red Sox, is responsible for government and neighborhood relations and concerts at Fenway Park. Cancro was Vice President of Sales and Marketing from January 1996-2003. He joined the Red Sox in 1985 as Director of Marketing and became Vice President of Marketing in February of 1990.

During Cancro's tenure in sales and marketing, the Red Sox set six club season attendance records. He started the Friendly Fenway fan program that resulted in fan favorites like "Sweet Caroline" and "Dirty Water." He was on the Red Sox 1999 All-Star Game Task Force and is the creator of Wally the Green Monster™.

Cancro is a member of the board of directors of the Greater Boston Convention and Visitors Bureau and serves as chairman of their sports advisory committee. He is on the advisory boards of the Boston University Athletic Department and the School of Medicine. He is also the President of the New England Chapter of Autism Speaks and is a member of the Board of Directors for Melmark-New England. Cancro currently serves on the Executive Council of the Mass Sports and Entertainment Commission.

He graduated from Boston University with a B.A. in psychology. In 1978, Cancro began his career in pro baseball with the Eastern League Jersey Indians and he joined the Atlanta Braves in 1979. He resides in Andover, MA with his wife, Luise. They have two daughters, Laura Marie and Lisa.



STEVE FITCH, Senior Vice President/Chief Financial Officer

Steve Fitch enters his 18th season in Major League Baseball, 10th with the Red Sox. He is in his 4th year as Chief Financial Officer and Senior Vice President. Since joining the club in March, 2003, he has assumed numerous diverse leadership roles including VP of Human Resources, VP of Finance and VP/Controller. He oversees all financial and accounting activities of the club, including cash management, payroll, budgeting, reporting and taxation. He interacts with other senior executives to orchestrate organizational goals and to ensure that short and long term strategic initiatives are developed and implemented. Fitch is responsible for the club's risk management and banking needs, and works in conjunction with independent accounting and auditing firms and regulatory agencies to ensure overall financial compliance. He also over-

sees multiple related entities and played an active role in the financial negotiations for JetBlue Park at Fenway South, the brand new Red Sox spring training venue in Lee County, Florida.

Prior to joining the Red Sox, Fitch was the Executive Director of Finance for the San Diego Padres working under the leadership of CEO Larry Lucchino. His primary responsibilities were budgeting, financial statement reporting, staff management, MLB reporting and club representative for the Diverse Business Partners Program.

Fitch is a Michigan native and earned his Bachelor of Science degree from Central Michigan University. Prior to his career in baseball, he worked in public accounting before transitioning to the manufacturing and retail industries as a corporate controller. Fitch has been a Certified Public Accountant since 1989 and is a member of the AICPA, Massachusetts Society of Certified Public Accountants, and the Michigan Association of Certified Public Accountants.

Fitch resides in North Reading with his wife, Sherry, and sons, Jack and Andrew.



JENNIFER FLYNN, Senior Vice President/Assistant General Counsel

Jennifer Flynn was named Senior Vice President/Assistant General Counsel in January, 2010. She is entering her 12th season with the Red Sox and is responsible for handling legal matters relating to the Club's activities and operations at Fenway Park, and negotiating arrangements with key vendors and business partners. In addition, she advises on Club specific and league-wide licensing and intellectual property rights matters, and other day-to-day operations of the Club.

In addition to her role with the Red Sox, Flynn also holds the position of Deputy General Counsel for Fenway Sports Management (FSM), the sales and marketing arm of Fenway Sports Group, the parent company of the Red Sox. In her role with FSM, she is responsible for negotiating arrangements relating to FSM's property representation and sponsorship sales business, and its new venture initiatives.

Flynn is also involved with other entities affiliated with Fenway Sports Group, such as its majority owned regional

sports network, NESN. In her capacity with NESN, she handles negotiations for various content rights deals and provides counsel in connection with original programming initiatives. She also works closely with Fenway Sports Group's General Counsel on corporate legal matters relating to Fenway Sports Group and its affiliates.

Flynn grew up in Wellesley, MA, attended Wellesley High School and Frankfurt International School, and then earned her Bachelor's Degree from Bowdoin College where she was a member of the varsity basketball and softball teams. She received her Juris Doctor from Boston College Law School and is admitted to the Massachusetts Bar. She also serves on the Board of Directors for Make-A-Wish Foundation of Massachusetts. She was recently selected as a 2011 Forty Under Forty honoree by the Boston Business Journal. Flynn and her husband, Andy, reside in Boston.



DAVID FRIEDMAN, Senior Vice President/Special Counsel

David Friedman joined the Red Sox organization in 2010 and is Senior Vice President/Special Counsel for the Red Sox and Senior Counsel for the club's parent corporation, Fenway Sports Group. He handles a variety of legal matters, including regulatory compliance issues and oversight of litigation, and he assists with the club's interactions with Major League Baseball and other Major League teams on a variety of legal-related issues. Friedman also handles a range of legal and business matters for the Red Sox Foundation and for the club on special projects, including work on various elements of Fenway Park's 100th anniversary celebration in 2012, and he works on government affairs matters in conjunction with the club's Fenway Affairs department.

Friedman previously served as First Assistant Attorney General for Massachusetts, where he advised A.G. Martha Coakley and managed an office of 490 staff, supervising all aspects of civil and criminal law enforcement and representation of state agencies. Before that, from 2003 to 2006, he served as Counsel and Chief Policy Advisor to Massachusetts Senate President Robert E. Travaglini, where he worked on the state's landmark health care legislation, economic development policy, and a broad range of other issues. Friedman also worked for several years in private practice at the law firm of Hill & Barlow, and he served as a law clerk to U.S. Supreme Court Justice John Paul Stevens and federal appeals court Judge Michael Boudin.

Friedman is a graduate of Harvard College ('93), where he won the World Universities Debating Championship, and Harvard Law School ('96), where he was President of the Harvard Law Review. He lives in Newton with his wife, Jennie (an ophthalmologist), and their sons, Daniel and Robbie.



ADAM GROSSMAN, Senior Vice President/Marketing and Brand Development

Adam Grossman returns to the Red Sox in 2012 as Senior Vice President, Marketing and Brand Development after spending three years as Senior Vice President of Public Affairs for the NFL's Miami Dolphins. In his new role, Grossman will oversee all aspects of the club's marketing functions including advertising, branding, social media, marketing and fan analytic initiatives. He will also lead the club's fan and loyalty programs which include Red Sox Nation and Kid Nation. He began his career with the Red Sox in 2002 and was named the Special Assistant to President/CEO Larry Lucchino in 2004. He became the VP/Marketing in 2008 and oversaw the club's advertising campaigns, worked with MLB International on all aspects of the Red Sox presence in Japan and played a key role in expanding event opportunities at Fenway Park, including the "Futures at Fenway" minor league doubleheaders which brought the first official minor league games to the ballpark.

While with the Dolphins, Grossman initiated and expanded the Dolphins' advertising, regional marketing, Hispanic and community efforts. He oversaw the Dolphins marketing efforts and worked extensively on the club's rebranding in partnership with the NFL. Grossman also developed the Miami Dolphins Special Teams volunteer force and the Miami Dolphins "Touchdown for Life" Blood Drive, which became Florida's largest one-day blood drive. He was also instrumental in the expansion of Fins Weekend, the Foundation's annual golf and fishing fundraiser, as well as the implementation of the Dolphin Cycling Challenge that raised over \$1.5 million for cancer research in its first two years.

A Cleveland native and graduate of Duke University, Grossman resides in Boston with his wife, Candy Hannemann.

A Cleveland native and graduate of Duke University, Grossman resides in Boston with his wife, Candy Hannemann.



TROUP PARKINSON, Senior Vice President/Corporate Partnerships

Troup Parkinson was promoted to Senior Vice President, Corporate Partnerships in February 2011 after three years as the Vice President of Client Services. From 2004 until 2008, Parkinson was the club's Director/Client Services. Prior to joining the Red Sox in 2002, Parkinson spent four years with Octagon Marketing working in various areas including event management, client relations, corporate consulting, sponsorship sales and public relations.

In his current role, Parkinson heads up the club's corporate partnerships operation, securing new business, formulating local marketing strategies and renewing corporate relationships. He also continues to oversee the client services department, which includes managing relationships with all Red Sox limited partners, corporate sponsors, season suite holders, EMC Club members, Dugout Seat holders and State Street Pavilion Club members.

In 2005, Parkinson worked on the creation/branding of both the EMC Club and State Street Pavilion Club while also designing the hospitality plan, benefit structure and overall client experience. He was instrumental in the seat relocation and sales process for the EMC Club and SSP Club from the former .406 Club during the 2005 off-season.

In the winter of 2006, the club began a two-year project focused on the renovation of all 45 season suites. Parkinson and his staff spearheaded the sales effort and also developed the hospitality plan. He attended St. Lawrence University in Canton, NY where he earned a bachelor's degree in Sociology in 1998. Parkinson and his wife, Alexandra, reside in Wellesley, MA with their two sons, Oscar and Fletcher.



MEG VAILLANCOURT, Senior Vice President-Executive Director/Red Sox Foundation

Working with the team's owners, players, sponsors, Front Office members and fans, Meg Vaillancourt directs the Red Sox Foundation, the Red Sox official team charity, overseeing the Foundation's fundraising and award-winning programs.

A New Hampshire native, Vaillancourt was raised in the Manchester Children's Home and graduated from Harvard College with honors. As a Rhodes Scholar, she studied at Oxford University before embarking on a journalism career, working as a TV reporter, an associate documentary producer and State House and Business reporter for The Boston Globe. She left journalism to work for New England Patriots owner Robert Kraft as the NFL team's Vice President of Corporate and Community Affairs. Responsible for managing Patriot players' community appearances and assisting with the team's government relations, she also worked with the Kraft family in support of the NE Patriots Charitable Foundation. Hired by the Red Sox in 2003, she helped the team's owners build the Red Sox Foundation into the largest and most successful team charity in Major League Baseball.

Over the past 10 years, the Foundation has invested more than \$50 million in non-profit programs including the team charity's cornerstone initiatives and has won numerous awards, including being named "Best Team Charity in Sports" by The Sports Philanthropy Project and The Robert Wood Johnson Foundation. In November 2010, the Red Sox charitable work was recognized nationally by MLB with the first ever "Commissioner's Award for Philanthropic Excellence."

Vaillancourt has served on a variety of charitable boards and the selection committees for Rhodes and Marshall Scholars. She was the recipient of the Lady Powell Award, bestowed on "a distinguished woman who has had a significant impact on area youth through service, leadership and personal example." Named "Executive of the Year" by Women's Business Magazine, she was appointed by Governor Patrick as a state Commissioner of the Commonwealth Corps to encourage community service. She also serves as an elected Director of the Harvard Alumni Association board and volunteers with the Massachusetts Iraq and Afghanistan Fallen Heroes Memorial Fund.



ALLARD BAIRD, Vice President/Player Personnel

Allard Baird was recently named Vice President, Player Personnel and continues to be a key voice on all player personnel decisions. In 2011, Baird served as the Vice President, Player Personnel/Professional Scouting, overseeing the Red Sox professional scouting department in addition to his player personnel responsibilities. Previously, Baird was Assistant to the General Manager, a position he held since November 1, 2006. In that role, he ran the pro scouting operation and served as an advisor to Executive Vice President/General Manager Theo Epstein on all facets of the club's baseball operations. Baird was a special assignment scout for Major and minor league coverage as well as the amateur draft.

Baird, 50, joined the Boston organization in July, 2006 as a special assignment scout. He served as Senior Vice President and General Manager of the Kansas City Royals from June 2000-May 2006, the fifth GM in franchise history. In 2003, he was honored with the Negro Leagues Baseball Museum's Rube Foster Award as the American League Executive of the Year. He was a member of the Baseball Olympic Selection Committee for the 2000 Gold medal winning team.

Overall, Baird spent 18 years in the Kansas City organization beginning as a minor league hitting coach as well as an infield instructor in 1988. He then served as Territorial Scouting Supervisor in Florida from 1990-92 and as National Scouting Cross-Checker from 1993-1997, when he was appointed Special Assistant to the General Manager. In 1998, he was appointed to Assistant General Manager. During his scouting tenure, he was responsible for signing outfielder Johnny Damon.

Prior to joining the Royals, Baird served as head baseball coach at Broward (FL) Community College for two years after beginning his coaching tenure in 1985 as an assistant at Southern Arkansas University, where he also played. A native of Rochester, NH, Baird now makes his home in Miami Beach, FL with his wife, Julie.



RICHARD BEATON, Vice President/Ticketing

Richard Beaton was promoted to Vice President/Ticketing in February 2010 after serving as the team's Director/Ticketing since 2003. He oversees the ticket operations and services departments - responsible for the sale, service, distribution and reconciliation of all tickets sold for any event held at Fenway Park and at the team's spring training facility. He also serves as the club's primary liaison to its ticket system provider Tickets.com. A veteran of 27 years with Major League Baseball, all with the Red Sox, Beaton began his career with the club as a ticket seller and quickly became the team's ticket office manager, a role in which he served for many years.

During his tenure, Beaton has played an integral role in improving and revamping each fan's ticket sale experience and access to tickets by introducing conveniences such as elements of electronic/digital ticketing, print-on-demand will call, ticket kiosk technology and also pioneered several new online sale initiatives and protocols now commonly used as industry standard by other teams. In addition, he has helped orchestrate and design some of the physical improvements in and around Fenway Park including ticket office refurbishing projects, the addition of ticket windows at the gates for game day use, and managing a number of seating configuration changes.

Beaton and his entire ticketing team in Boston and Fort Myers recently completed a spring training season ticket migration project—moving fan seat locations from City of Palms Park to JetBlue Park at Fenway South—the new spring training home of the Red Sox. He also collaborated with other club officials to help shape the design and operational aspects of the new facility.

Under Beaton's stewardship, the team has sold 68 million tickets. By planning and executing a disciplined and detailed course/inventory management protocol, he and the entire ticketing department have played an instrumental role in guiding the team to an MLB all-time record setting 712 consecutive sellouts at Fenway Park dating back to May, 2003. Beaton has also prepared and reported the Red Sox game attendance figure for nearly every regular season and postseason home game since 1988.



MIKE HAZEN, Vice President/Assistant General Manager

Mike Hazen was recently promoted to Vice President/Assistant General Manager, overseeing the club's amateur and international scouting departments as well as player development. Hazen previously served as the club's Vice President, Player Development and Amateur Scouting for the 2011 season. In that role, Hazen supervised both the organization's farm system and amateur scouting. He spent five seasons as the club's Director of Player Development beginning in February 2006 following five years with the Cleveland Indians organization. He took over as Cleveland's Assistant Director of Player Development in September 2003 after coordinating and overseeing Cleveland's Major League advance scouting in 2001 and 2002 and serving as the Indians Assistant Director of Professional Scouting in 2003. The Abington native played four years of varsity baseball

at Princeton University and was a first-team All-Ivy League outfielder in 1997 and 1998. A 31st-round draft pick by the Padres in 1998, he played two minor league seasons before joining the Indians' scouting department.

Hazen lives in West Roxbury with his wife, Nicole, and sons Charlie, John, Teddy and Sam.



SARAH MCKENNA, Vice President/Fan Services and Entertainment

Sarah McKenna was named Vice President of Fan Services and Entertainment in January of 2008. She is responsible for Fan Services, as well as Fenway Park's game entertainment and team-related special events. In this capacity she also oversees the club's Emmy Award-winning television and video production department, including the creation of video content for the Red Sox social media platform and the production of the team's weekly television program, The Red Sox Report, which airs regionally on NESN. She is also responsible for overseeing the design and programming of Fenway Park's three new high definition video boards as well as the club's efforts to celebrate the 100th anniversary of Fenway Park in 2012. McKenna joined the Red Sox on March 1, 2002 as the Director of Fan Services and

since then has helped set a new standard in the club's relationship with its fan base.

McKenna started her baseball career with the Portland Rockies of the Northwest League. Prior to joining the Red Sox, she was the Government Relations Manager for the San Diego Padres. A Native of Springfield, MA, she earned her B.S. from Providence College and now lives in Hull with her husband Bill, daughter, Jameson and son, Angus.



BRIAN O'HALLORAN, Vice President/Assistant General Manager

Brian O'Halloran was recently promoted to Vice President/Assistant General Manager. He had held the role of Vice President/Baseball Operations since February 2011. He assists EVP/General Manager Ben Cherington in Major League Operations, including player acquisitions, contract negotiations, roster management, financial analysis, MLB rule compliance, and the day-to-day management of the baseball operations department. O'Halloran was previously Director of Baseball Operations from 2006-2010. He joined the Red Sox as Baseball Operations Assistant in 2002. Prior to that, he served as an intern in Baseball Operations with the San Diego Padres.

The Weymouth, MA native has a BA from Colby College and an MBA from UCLA. Before working in baseball, he spent two years in Tbilisi, Republic of Georgia studying ethnic conflict and three years in Moscow, Russia supervising business operations for an international logistics company. O'Halloran is fluent in Russian and Georgian. He lives in Cohasset, MA with his wife Jean, sons Sean and Sam, and daughter Abby.



MARK SOLITRO, Vice President/Controller

Mark Solitro joined the Red Sox in June 2009 and was named Vice President and Controller in February 2011. He currently manages the daily operations of the accounting department and oversees financial statement reporting, taxation, planning and forecasting.

Prior to joining the Red Sox, Solitro served as Vice President, Finance and Chief Financial Officer for several successful software and high-tech companies in both public and private markets. A veteran of 19 years in the field of finance and accounting, he has a successful track record of building top-tier finance organizations. Solitro began his career in public accounting with PricewaterhouseCoopers LLP where he earned his CPA.

Solitro grew up in Worcester, MA and earned his Bachelor's Degree from the Wallace E. Carroll School of Management at Boston College where he graduated summa cum laude. He and his wife, Heather, currently reside in Bedford, MA with their three children, Francesca, Christina and Nicholas.



ELAINE WEDDINGTON STEWARD, Vice President/Club Counsel

Elaine W. Steward was appointed Vice President and Club Counsel on March 7, 2002. She joined the Red Sox in July 1988 as associate counsel and was named Assistant General Manager in January, 1990. She was named legal counsel in February of 1995, while continuing with her responsibilities as Assistant General Manager, and she was appointed a Vice President on January 30, 1998.

Steward is a native of New York City and graduated with honors from St. John's University in 1984 with a B.S. in Athletic Administration. While attending St. John's, she served as an intern in the New York Mets public relations department and was a member of the St. Vincent's College Honor Society. She was a recipient of the Jackie Robinson Foundation Sports Management scholarship.

Upon graduation from St. John's University School of Law in 1987, Steward was an intern in the Office of the Commissioner of Baseball through the Executive Development program. She was admitted to the New York State Bar in April of 1988 and is a member of the American Bar Association. In 1999, she was selected as one of the Ten Outstanding Young Leaders of Boston and was elected into the YWCA Academy of Women Achievers. In 2001, she received the Outstanding Alumna Award from the St. John's University Black Alumni Association. Steward is a recipient of the St. John's University President's Medal and is featured in the National Baseball Hall of Fame Women in Baseball exhibit in Cooperstown, New York.

Elaine and her husband, Charles are the parents of three daughters.



AMY WARYAS, Vice President, Human Resources

Amy Waryas joined the Red Sox in November 2011 as the Vice President of Human Resources. Her responsibilities include organizational and leadership development, recruiting, compensation, benefits, diversity, employee relations and training for the Red Sox and their affiliates.

Waryas, who has over 18 years of experience in human resources management, began her career with General Electric as a recruiter and trainer, and has since worked in a variety of industries, including manufacturing, consumer packaged goods, publishing and software. She has worked with companies of varying sizes, from Fortune 10 to a software start-up, where she built the HR function and department from the ground up.

Prior to joining the Red Sox, Waryas served for the past eight years as Director of Human Resources for The Boston Beer Company, Inc., maker of Samuel Adams beers, where she was a key member of the executive management team and led the human resources department. In this role, Waryas focused heavily on creating strong organizational development programs and enhancing the culture of this innovative, 800+ employee public company. Now at the Red Sox, Waryas is extremely excited and proud to lead the human resources function of yet another, iconic Boston brand.

Waryas holds a Bachelor's Degree from Vanderbilt University and a Master's Degree in Industrial/Organizational Psychology from UNC-Charlotte. A native of the Boston area, she grew up in Sudbury, MA. She and her husband, Keith, currently reside in Holliston, MA with their two children.



RICHARD BRESCIANI, Vice President/Emeritus and Team Historian

Dick Bresciani was named Vice President, Team Historian in 2009 after serving as Vice President/Publications and Archives since 2003. Previously he was Vice President of Public Affairs, and Vice President of Public Relations since August, 1987. Bresciani joined the Red Sox in May 1972 as assistant public relations director, became publicity director in 1978 and public relations director in 1984.

Bresciani oversees the club's historical archives and alumni, coordinates the selection of the annual national Tony Conigliaro Award recipient as well as the Red Sox Hall of Fame selection committee, and assists in the production of Red Sox publications. He is the club's liaison to the BoSox Club, the Red Sox official booster club, and is on the Board of Directors of the Cape Cod Summer Baseball League. He was chairman of the Red Sox Task Force Committee for the 1999 All-Star Game.

Bresciani was inducted into the Cape Cod League Hall of Fame in 2001 and in 2003 was inducted into the UMass Athletic Hall of Fame. He is on both Hall of Fame selection committees. In 2006, Bresciani was inducted into the Red Sox Hall of Fame and also into the New England Italian-American Sports Hall of Fame. He was the recipient of the Boston Press Photographers Association's Sports Personality Award in 2007.

In 1997, he received the Robert O. Fishel Award for Public Relations Excellence in Major League Baseball. In 1998,

Dick received an "Award of Distinction" from the Massachusetts Baseball Coaches Association for "significant contributions to the development of the youth of the community."

A graduate of Hopedale (MA) High School and the University of Massachusetts with a degree in journalism, Bresciani received the University's Alumni Award for Professional Excellence in 1994. He received the BBWAA "Good Guy" Award in 1987, the 1989 Brad Jernegan Award from the BoSox Club and the New England Intercollegiate Baseball Coaches Association's Distinguished Service Award in 1990.

Before joining the Red Sox, Bresciani was assistant sports information director at UMass for 11 years. He was also the director of public relations and statistics for the Cape Cod Summer Baseball League from 1967-71. He and his wife, Joanne, reside in Wellesley, MA.



ROBERT FURBUSH, Senior Advisor/Finance and Accounting

Robert Furbush was Vice President and Chief Financial Officer from October 1987 to December 2008. He joined the Red Sox as controller in November 1983 and was promoted to treasurer in June 1984.

Furbush is a graduate of St. Mary's High School in Waltham, MA where he was captain of the basketball and baseball teams. In high school he played in an All-Star baseball game at Fenway Park. He earned a degree in economics at Boston College and played three years of varsity basketball, two for Coach Bob Cousy. In his senior year he won the Ronald J. Hickey Award for scholastic and athletic achievement. After two years of Army service, including one in Vietnam, Furbush got a graduate degree in accounting at

Northeastern University, became a Certified Public Accountant, and worked for Ernst & Young before he joined the Red Sox. He has served as the president and as a member of the Board of Directors of National American Insurance Company Limited and is a member of both the Major League Baseball Non-Uniformed Pension Plan Committee and the AICPA. He has made presentations to various civic and professional organizations and has served as a panelist at the Chief Financial Officers' Summit sponsored by the MIT Sloan Alumni Club. Furbush and his wife, Emily, live in Framingham, MA, and have three children, Sarah and her husband Ben, Stephen and his wife, Kristen, and Mark and his wife, Nicole, and two grandchildren, Kayley and Patrick.



BILL JAMES, Senior Advisor/Baseball Operations

A baseball writer since 1975, Bill James joined the Red Sox as a Senior Baseball Operations Advisor in November of 2002. He works with senior management and the baseball operations group to provide research and analysis of special projects, player contracts and on-going concerns.

The author of the annual Baseball Abstract from 1977 through 1987, James came to national prominence as a result of a Sports Illustrated article written in June of 1981. He is the author of more than 30 baseball books and the creator of the popular statistical summary, The Bill James Handbook, now published annually by ACTA Sports. His other contributions to the sport include the concepts of Runs Created (an estimate of the number of runs each hitter has contributed to his team), Sabermetrics (the effort to replace conjecture and speculation about issues of concern to baseball fans with objective and verifiable knowledge), Win Shares (an estimate of each player's contribution to his team's win total) and Secondary Average (a way of summarizing the other things that a player does to create runs, other than hit for average).

James lives in Lawrence, Kansas, with his wife of 33 years, Susan McCarthy.



DR. CHARLES A. STEINBERG, Senior Advisor to the President/CEO

Dr. Charles Steinberg rejoined the Boston Red Sox in February, 2012. He spent the past two years as Senior Advisor to the Commissioner of Baseball for Public Affairs and the previous two as Executive Vice-President/Marketing and Public Relations (CMO) for the Los Angeles Dodgers.

Steinberg was the Red Sox' Executive Vice-President/Public Affairs from 2002 through 2007, responsible for the club's public and community relations, ballpark entertainment, television and video production, fan services, and advertising. Focused on the fan experience at the ballpark and in the community, he helped create the Fenway Ambassadors, Red Sox Scholars, and the Fathers Day Catch at Fenway Park. He also helped orchestrate the club's tribute to Ted Williams, Opening Day Ceremonies (including the presentation of World Series rings in 2005), and Rolling Rallies after the World Series championships in 2004 and 2007.

Prior to joining the Red Sox, he held a similar position with the San Diego Padres from 1995 through 2001.

Before moving to San Diego, he spent 19 years with his hometown Baltimore Orioles, starting as a 17-year-old intern from Gilman School. Working in the public relations department, he became the statistician for Hall of Fame Manager Earl Weaver and began his association with Larry Lucchino (now Red Sox President/CEO), his mentor whom he followed to San Diego and Boston.

Each of the four franchises for whom he has worked set attendance records during his tenure.

Steinberg earned his bachelor's at the University of Maryland and his doctorate at Maryland's Dental School. While continuing his work in the front office, he also became team dentist. He is a founding and charter member of the Academy for Sports Dentistry.

An amateur musician, he has composed songs that have been recorded by Marilyn McCoo & Billy Davis, Jr. and others. He played "Take Me Out to the Ballgame" on Fenway Park's organ during Jimmy Buffett's 2004 concerts, was part of a group that sang on the Dropkick Murphy's song, "Tessie," and had a cameo with Drew Barrymore in the Farrelly Brothers' hit, "Fever Pitch." He received an Emmy Award for the television production of the 1998 National League Champion Padres and a Telly Award for the video of the 1989 Orioles.



JEFF WHITE, Financial Advisor to the CEO

Jeff White has worked for the Red Sox since 2002 and is responsible for advising the club's ownership and management on a variety of industry and team financial issues including revenue sharing and Boston area real estate operations. He also serves as Treasurer of the Red Sox Foundation and is a limited partner in the organization's minor league franchise in Salem, VA.

White also worked for the Tampa Bay Rays from 2002-07. From 1991-2002, he served under Commissioners Selig and Vincent as Chief Financial Officer of Major League Baseball. He structured the first industry credit line, built the financial reporting system for MLB, and developed MLB's current facilities. He worked on industry task forces and committees on revenue sharing and the introduction of the Wild Card and the expansion of playoffs.

Previously, he spent 12 years at CBS last serving as Vice President of Finance for CBS News. After CBS he was the CFO for Broadcast Music, Inc. (BMI) and then President of Child Growth and Development, an educational toy company. Outside of sports, he serves as a board member and Chairman of the Audit Committee for Convera Corp (CNVR).

For many years, White served as the Treasurer of the Baseball Assistance Team (BAT) working with Joe Garagiola, Ralph Branca, and the Board in building an endowment for the group's charitable efforts. He now serves as Treasurer of the Friends of Teddy Ebersol Red Sox Fields. He is a Trustee of Suffield Academy and Chairman of Westport (Connecticut) Baseball & Softball. White is a graduate of the University of Southern California (BA), Northwestern's Kellogg School of Management (MBA) and the University of San Francisco School of Law (JD). He is a member (inactive) of the California Bar. He and his wife, Susan, have three grown children, Erin, Sean, and Colleen.

THE RED SOX REMEMBER

THE CLUB WAS SADDENED TO HEAR OF THE PASSINGS OF THE FOLLOWING MEMBERS OF THE RED SOX FAMILY WHO PASSED AWAY IN THE LAST YEAR:

DAN BURKE, 82, owner of the Portland Sea Dogs, on October 26, 2011 in Rye, NY. Dan is credited with bringing a professional baseball team back to Portland, Maine's largest city, after a near 50-year absence, when he was awarded an Eastern League franchise in 1992. The Sea Dogs have been a Red Sox affiliate since 2003, having previously been an affiliate of the Florida Marlins since the team's inception in 1993. In 2006, the Sea Dogs won their first Eastern League Championship.

JOHNNY SCHMITZ, 90, former LHP, on October 1, 2011 in Wausau, WI. Johnny appeared in two games (4.1 IP) for Boston in 1956, as part of a 13-year Major League career that also included stints with the Cubs, Dodgers, Yankees, Reds, Senators and the Orioles. He was just 20 years old when he broke into the Majors with Chicago in 1941.

TOMMY CREMENS, 52, former Red Sox clubhouse worker and bat boy in the 1970s, on September 11, 2011 in Woburn, MA. Tommy formed friendships with several members of the 1975 pennant-winning Red Sox team. He served as clubhouse attendant for the Winter Haven Super Sox of the Florida Senior League and that team's New England barnstorming troupe, the Grey Sox, in 1991.

JOE TRIMBLE, 80, former RHP, on August 11, 2011 in Lincoln, RI. A native of Providence, Joe pitched in two games (2.0 IP) for Boston in 1955 and in five games with the Pirates in 1957.

MIKE PALM, 86, former RHP, on July 24, 2011 in Scituate, MA. The Boston native, who signed with the Red Sox while in high school, appeared in three games (3.0 IP) for the club in 1948. He was 41-24 in his first three Red Sox minor league seasons, 1946-48, including 14-8 with a 2.20 ERA for Double-A Birmingham in 1948.

DICK WILLIAMS, 82, former manager, on July 7, 2011 in Las Vegas, NV. Dick was the Red Sox manager from 1967-69 compiling a 260-217 record (.545). He led the 1967 club to the AL pennant after a ninth-place finish in 1966 and earned Major League Manager of the Year honors. From 1971-73, he managed the Oakland A's and won World Championships in 1972-73. In 1984 he won the NL pennant with the San Diego Padres, whom he managed from 1982-85. Dick was inducted into the Red Sox Hall of Fame in 2006 and the National Baseball Hall of Fame in 2008.

DON BUDDIN, 77, former SS, on June 30, 2011 in Greenville, SC. Don appeared in 640 games with Boston (1956, 1958-61) hitting .244 (519-2,126) with 29 home runs and 211 RBI. He was signed by the Red Sox at the age of 18.

GENE KIRBY, 95, former Red Sox executive, on April 27, 2011 in St. Petersburg, FL. In December 1973, Gene was named a Red Sox executive assistant and radio/TV coordinator. He also served as the club's community relations director. From March 1975 through 1977, he was the club's vice president of administration.

EDDIE JOOST, 94, former INF, on April 12, 2011 in Fair Oaks, CA. Eddie was the oldest living Red Sox player at the time of his death, as well as the oldest living member of the 1940 World Champion Cincinnati Reds. Eddie played in 55 games for Boston in 1955, hitting .193 (23-119).

JAMES "LOU" GORMAN, 82, former Red Sox executive consultant, executive VP of baseball operations and executive VP and GM, on April 1, 2011 in Weston, MA. Lou joined the Red Sox in 1984 and served as the team's general manager until 1993. The 1986 team that he assembled won the AL Championship and came within one strike of winning the World Series. His 1988 and 1990 teams won Eastern Division titles. He was named the club's executive vice president of baseball operations in November 1993 and served as an executive consultant from 1996-2011. Lou's baseball career spanned four decades with five teams beginning with the Orioles, followed by the Royals, Mariners, Mets and Red Sox. He was involved in the formation of the Red Sox Hall of Fame in 1995 and was inducted into the Hall in 2002. A graduate of Stonehill College (Easton, MA), Lou served in the military over 34 years in the U.S. Navy, both active and reserves, and retired as a Captain.



COACHING STAFF

BOBBY VALENTINE • 25 • MANAGER



FULL NAME: Robert John Valentine
OPENING DAY AGE: 61 (Turns 62 on May 13)
BORN: May 13, 1950 in Stamford, CT
RESIDES: Stamford, CT
MAJOR LEAGUE COACHING CAREER: Third Base Coach, New York Mets (1983-85); Manager, Texas Rangers (1985-92); Third Base Coach, Cincinnati Reds (1993); Manager, New York Mets (1996-2002); Manager, Boston Red Sox (1st season)

MANAGERIAL/COACHING CAREER

✦ In his 1st season as manager of the Red Sox...Named the 45th manager in club history on 12/1/11...Signed through 2013 with club options for 2014 and 2015.

✦ Is the 6th Red Sox manager born in New England and 2nd from Connecticut, joining Meriden's Jack Barry, who managed the club in 1917.

✦ Owns an 1,117-1,072 (.510) Major League managerial record over parts of 15 seasons with the Rangers (1985-92) and Mets (1996-2002)...Ranks 4th among active managers in games (2,189) and 5th in wins.

✦ Has been ejected 37 times as a Major League manager and 40 times overall in the Big Leagues, including twice as a player and once as a coach.

✦ Managed the Chiba Lotte Marines of Japan's Pacific League for 6 seasons from 2004-09, his 2nd stint with the club (also served as manager in 1995).

✦ In 2005, led the Marines to their 1st Pacific League pennant in 31 years and a 4-game sweep of the Japan Series for the Nippon Professional Baseball Championship...Became the 1st foreign manager to guide a team to the Nippon Series...Chiba Lotte also won the inaugural Asia Series that year, defeating the Samsung Lions of Korea Professional Baseball.

✦ Presented with the 2005 Matsutaro Shoriki Award, given to an individual who makes great contributions to professional baseball in Japan...Also received the Golden Spirits Award in 2005, which is given annually in Nippon Professional Baseball to the individual who best exemplifies the game of baseball, sportsmanship, community involvement and team contributions...Is the only foreigner to receive either award...Also named the 2005 Sportsman of the Year by the Foreign Sports Writers Association of Japan.

✦ Spent parts of 7 seasons from 1996-2002 at the helm in New York and guided the Mets to a 536-467 (.534) record, the 2nd-most managerial wins in franchise history behind only Davey Johnson's 595...Named New York's manager on 8/26/96, the 16th manager in Mets history...Dismissed from the position on 10/1/02.

✦ Took the Mets to the postseason in back-to-back years in 1999 and 2000, the only time in club history they reached the playoffs in consecutive seasons.

✦ Led the 1999 Mets to a 2nd-place finish with 97 wins and the NL Wild Card after beating the Reds in a 1-game playoff...New York defeated the Diamondbacks in the Division Series (3-1), but fell to the Braves in the NLCS (2-4).

✦ Honored with the New York Athletic Club's Manager of the Year Award after the 1999 season.

✦ Again guided the Mets to a 2nd-place finish and the NL Wild Card in 2000 after the club won 94 games...New York beat San Francisco in the Division Series (3-1) and St. Louis in the NLCS (4-1) to become the 2000 National League Champions...The Mets fell to the Yankees in the World Series, dropping 4 of 5 games.

✦ Notched 1,000th career managerial victory on 7/14/01 in a 2-0 win vs. BOS...Became the 48th manager in Major League history to reach the 1,000-win plateau.

✦ Managed at the minor league level for parts of 2 seasons with the Mets Triple-A Norfolk club in 1994 and 1996...Named the Tides manager for the 1st time on 11/22/93 and led the team to a 67-75 mark (.472) for the 1994 season...Returned to Norfolk on 11/15/95 and managed the club to a 76-57 (.571) record in 1996 until being selected as the Mets manager on 8/26.

✦ Became the 1st American to manage in Japan's Pacific League when he took the helm of the Chiba Lotte Marines in 1995...Led the club to a 69-58-3 mark and 2nd-place finish in the league that year, their 1st winning season and best finish since 1985.

RED SOX MANAGERS BORN IN NEW ENGLAND

MANAGER	YEARS	BIRTHPLACE
Bill Carrigan	1913-16; 1927-29	Lewiston, ME
Jack Barry	1917	Meriden, CT
Hugh Duffy	1921-22	Cranston, RI
John "Shano" Collins	1931-32	Charlestown, MA
Joe Morgan	1988-91	Walpole, MA
Bobby Valentine	2012	Stamford, CT

ACTIVE MANAGERIAL LEADERS

RK	MANAGER	GAMES
1.	Jim Leyland	3,175
2.	Dusty Baker	2,852
3.	Bruce Bochy	2,736
4.	Bobby Valentine	2,189

RK	MANAGER	WINS
1.	Jim Leyland	1,588
2.	Dusty Baker	1,484
3.	Bruce Bochy	1,360
4.	Davey Johnson	1,188
5.	Bobby Valentine	1,117

☛ Worked in the Reds organization in 1993, spending the 1st part of that year as an advance scout before joining manager Davey Johnson's Big League staff as third base coach in May.

☛ Made Major League managing debut with Texas after he was named to the post on 5/16/85...Was at the helm of the Rangers until 7/9/92 and led the club to a 581-605 (.490) mark during his tenure...Owns the Rangers record for all-time managerial victories and games.

☛ Selected as the American League's Manager of the Year in 1986 by United Press International after guiding the Rangers to an 87-75 record (.537), an increase of 25 victories from 1985.

☛ Served as the Mets minor league infield instructor in 1982 before being named to New York's Major League staff as third base coach and infield and baserunning instructor on 11/15/82...Held that position until taking over as the Rangers manager in May of 1985, working under managers George Bamberger, Frank Howard and Davey Johnson.

☛ Began coaching career with the Padres, serving as minor league infield instructor in 1980-81.

PLAYING CAREER

☛ Selected by the Los Angeles Dodgers in the first round (5th overall) of the 1968 June Draft.

☛ Played parts of 10 Major League seasons with the Dodgers (1969, 1971-72), Angels (1973-75), Padres (1975-77), Mets (1977-78) and Mariners (1979)...Batted .260 (441-for-1,698) with 59 doubles, 9 triples, 12 home runs, 157 RBI, 176 runs, 140 walks and 27 stolen bases in 639 career games while appearing at every position except pitcher...Retired as an active player in 1979 at the age of 29.

☛ Named Pacific Coast League Player of the Year in 1970 after leading the circuit with a .340 AVG (211-for-621).

PERSONAL

☛ Married to Mary, who is the daughter of former Brooklyn Dodgers pitcher Ralph Branca...The couple has a son, Robert John Jr.

☛ Served as an analyst for ESPN's baseball coverage in 2003 and for parts of 3 years from 2009-11...Was a member of the network's *Sunday Night Baseball* broadcast team for the 2011 season.

☛ Has been in the restaurant business for over 30 years...His restaurant "Bobby V's Sports Gallery Café" has locations in Connecticut and Texas.

☛ Owns a sports academy in Stamford, CT, "Bobby Valentine's Sports Academy."

☛ Held the position of Director of Public Health and Safety for the City of Stamford from January 2011 until joining the Red Sox.

☛ In 2003, was inducted into the National Italian American Sports Hall of Fame in Chicago.

☛ Served as the Grand Marshall for the 2001 Columbus Day Parade in New York City.

☛ Attended the University of Southern California and Arizona State University.

☛ Graduated from Stamford's Rippowan High School in 1968...Starred in baseball, football and track...Is the only 3-time All-State High School football player in Connecticut scholastic history.

☛ Selected to the Connecticut High School Coaches Association Hall of Fame in 1986.

☛ Voted among the greatest athletes of the 20th century from Connecticut in a 1999 *Sports Illustrated* poll.

☛ Played a summer in the Cape Cod Baseball League before his senior year in high school...Hit .294 and led the CCBL in runs scored with the Yarmouth Indians.

☛ A champion ballroom dancer, performed in opening ceremonies of the 1964 World's Fair in New York City.

IN THE COMMUNITY

Among the great philanthropists in the game, Bobby has donated his time and resources to numerous charitable organizations and has received many awards and accolades for his community service... Since joining the Red Sox, he has attended events benefitting the Red Sox Foundation and the Jimmy Fund, visited with local youth programs and met with members of the Coast Guard and first responders in Boston... Bobby is on the board of several charitable organizations, including The Mickey Lione Jr. Fund for Scholastic Excellence, The Western CT Chapter of Multiple Sclerosis, Tully Health Center in Stamford, and The Richard D. Frisbee Foundation, which raises funds for research and treatment of cancers that affect children and adults... Has served as an honorary chairman, auctioneer, keynote speaker, celebrity waiter/host and presenter for numerous non-profit organizations, including CT Swim Across the Sound, Stamford Hospital Foundation, Stamford Downtown, Sterling House Community Center and The Hannah Storm Foundation... Selected as the City of Stamford's 2010 Citizen of the Year for his lifelong commitment to the people and community of Stamford... Was actively involved in community outreach in Japan while with the Marines and has aided with relief efforts following the country's devastating earthquake and tsunami in March of 2011... Presented with the Key to New York City from Mayor Rudy Giuliani for his work during the September 11 recovery, and received humanitarian service awards from both the New York Chapter of the BBWAA and New Jersey Baseball Writers following the 2001 season... Honored with the nationally prestigious Branch Rickey Award on 11/15/02 in recognition of his community service accomplishments following September 11... Other community service awards include: 1st annual William A. Shea Distinguished Little League Graduate Award in February 1987; Good Guy Award from both the New York Press Photographers Association and the New Jersey sportswriters in 1998; Thurman Munson Award in February 2001; Good Guy Award from the New York Chapter of the BBWAA in February 2001; Lifetime Achievement Award from the Bobby Bragan Youth Foundation in November 2001; Joan Payson Award from the New York Chapter of the BBWAA in January 2002; and Baseball Assistance Team's Bart Giamatti Award in 2003... Also has been honored by the New York Chapter of the Arthritis Foundation in November of 1999, Cooley's Anemia Foundation in November of 2002, National Diabetes Foundation in January of 2003, Tuesday's Children in 2003, and QSAC (Quality Services for the Autism Community) in 2003.

BOBBY VALENTINE'S CAREER MANAGERIAL RECORD

YEAR	CLUB	LEAGUE	W-L	PCT.	FINISH
1985	TEXAS	American	53-76*	.411	7th, West
1986	TEXAS	American	87-75	.537	2nd, West
1987	TEXAS	American	75-87	.463	T-6th, West
1988	TEXAS	American	70-91	.435	6th, West
1989	TEXAS	American	83-79	.512	4th, West
1990	TEXAS	American	83-79	.512	3rd, West
1991	TEXAS	American	85-77	.525	3rd, West
1992	TEXAS	American	45-41**	.523	4th, West
1994	Norfolk (Mets Triple-A)	International	67-75	.472	4th, West
1995	Chiba Lotte	Japanese	69-58-3	.543	2nd, Pacific
1996	Norfolk (Mets Triple-A)	International	76-57***	.571	2nd, West
	NEW YORK	National	12-19****	.387	4th, East
1997	NEW YORK	National	88-74	.543	3rd, East
1998	NEW YORK	National	88-74	.543	2nd, East
1999	NEW YORK	National	97-66	.595	2nd, East#
2000	NEW YORK	National	94-68	.580	2nd, East#+
2001	NEW YORK	National	82-80	.506	3rd, East
2002	NEW YORK (NL)	National	75-86	.466	5th, East
2004	Chiba Lotte	Japanese	65-65-3	.500	4th, Pacific
2005	Chiba Lotte	Japanese	84-49-3	.632	1st, Pacific+%-
2006	Chiba Lotte	Japanese	65-70-1	.481	4th, Pacific
2007	Chiba Lotte	Japanese	76-61-7	.555	2nd, Pacific#
2008	Chiba Lotte	Japanese	73-70-1	.510	4th, Pacific
2009	Chiba Lotte	Japanese	62-77-5	.446	5th, Pacific
Major League Totals (15 seasons)			1117-1072	.510	
Minor League Totals (2 seasons)			143-132	.520	
Japanese League Totals (7 seasons)			494-450-23	.523	

* 5/16 through the end of the season

** Beginning of the season through 7/9

*** Beginning of the season through 8/25

**** 8/26 through the end of the season

Wild Card

+ League Champions

% Japan Series Champions

~ Asia Series Champions

BOBBY VALENTINE'S MAJOR LEAGUE POSTSEASON MANAGERIAL RECORD

YEAR	CLUB	LEAGUE	W-L	PCT.	FINISH
1999	NEW YORK	National	5-5	.500	Lost in NLCS
2000	NEW YORK	National	8-6	.571	Lost in World Series
Totals			13-11	.542	

BOBBY VALENTINE, CONTINUED

BOBBY VALENTINE'S MAJOR LEAGUE RECORD

YEAR	CLUB	AVG.	G	AB	R	H	2B	3B	HR	RBI	SH	SF	HP	BB	SO	SB	CS	E
1969	LA DODGERS	---	5	0	3	0	0	0	0	0	0	0	0	0	0	0	0	0
1971	LA DODGERS	.249	101	281	32	70	10	2	1	25	4	5	2	15	20	5	3	16
1972	LA DODGERS	.274	119	391	42	107	11	2	3	32	8	6	2	27	33	5	5	23
1973	CALIFORNIA	.302	32	126	12	38	5	2	1	13	3	2	0	5	9	6	1	6
1974	CALIFORNIA	.261	117	371	39	97	10	3	3	39	8	7	3	25	25	8	5	17
1975	CALIFORNIA	.281	26	57	5	16	2	0	0	5	1	3	1	4	3	0	2	2
	SAN DIEGO	.133	7	15	1	2	0	0	1	1	1	0	0	4	0	1	0	0
1976	SAN DIEGO	.367	15	49	3	18	4	0	0	4	2	0	0	6	2	0	1	0
1977	SAN DIEGO	.179	44	67	5	12	3	0	1	10	0	1	0	7	10	0	0	2
	NY METS	.133	42	83	8	11	1	0	1	3	1	0	0	6	9	0	0	1
1978	NY METS	.269	69	160	17	43	7	0	1	18	6	2	1	19	18	1	1	6
1979	SEATTLE	.276	62	98	9	27	6	0	0	7	1	1	0	22	5	1	2	2
Major Lg. Totals		.260	639	1698	176	441	59	9	12	157	35	27	9	140	134	27	20	75



TIM BOGAR • 17 • BENCH COACH



FULL NAME: Timothy Paul Bogar

OPENING DAY AGE: 45

BORN: October 28, 1966 in Indianapolis, IN

RESIDES: Bloomington, IL

MAJOR LEAGUE COACHING CAREER: Quality Assurance Coach, Tampa Bay Rays (2008); First Base Coach, Boston Red Sox (2009); Third Base Coach, Boston Red Sox (2010-11); Bench Coach, Boston Red Sox (1st season)

COACHING CAREER

🔴 In 1st season as Red Sox bench coach...Served as club's first base coach in 2009 and third base coach in 2010-11.

🔴 Spent 2008 as the quality assurance coach for the AL Champion Rays, his 1st season on a Major League staff...Served as a coordinator during Spring Training...Suited up for all pre-game practices during the regular season and assisted in infield and baserunning instruction...Also assisted with advance series preparation.

🔴 Managed in the Cleveland and Houston minor league systems over 4 seasons from 2004-07, compiling a 289-200 record (.591) and advancing to the postseason on 3 occasions.

🔴 Led the Indians Double-A Akron club in 2006-07, reaching the Eastern League championship series both years...In 2006, earned Eastern League Manager of the Year honors and named the league's "Best Manager Prospect" by *Baseball America*.

🔴 Began coaching career as a manager in the Astros system from 2004-05...In 2004, was named Appalachian League Manager of the Year after guiding Rookie-level Greeneville to a 41-26 record (.612) and a league title...The following year his Single-A Lexington club went 81-58 (.583), the best mark in the South Atlantic League.

PLAYING CAREER

🔴 Selected by the Mets in the eighth round of the 1987 amateur draft...Spent 9 seasons in the Majors with the Mets (1993-96), Astros (1997-2000) and Dodgers (2001)...Played under Bobby Valentine in New York for part of the 1996 season...Legged out 3 inside-the-park home runs in his Big League career.

🔴 In 4 seasons with Houston, won 3 National League Central Division titles from 1997-99...Made only postseason start in Game 4 of 1999 NLDS vs. ATL and had 3 hits, including a double, and an RBI in the Astros 7-5 loss.

🔴 Primarily a shortstop, also saw action at the 3 other infield positions, the outfield and pitched in 2 games during his Major League career...Started a career-high 82 games at shortstop for Houston in 2000.

PERSONAL

🔴 Married to Wendy...Has 2 sons, T.J. and Ty, and 2 daughters, Aralee and Jesse Lynn.

🔴 Attended Eastern Illinois University...Hit .408 with 17 homers, earning Mid-Continent Conference MVP in 1987.

TIM BOGAR'S MAJOR LEAGUE RECORD

YEAR	CLUB	AVG.	G	AB	R	H	2B	3B	HR	RBI	SH	SF	HP	BB	SO	SB	CS	E
1993	NY METS	.244	78	205	19	50	13	0	3	25	1	1	3	14	29	0	1	9
1994	NY METS	.154	50	52	5	8	0	0	2	5	2	1	0	4	11	1	0	1
1995	NY METS	.290	78	145	17	42	7	0	1	21	2	1	0	9	25	1	0	6
1996	NY METS	.213	91	89	17	19	4	0	0	6	3	2	2	8	20	1	3	1
1997	HOUSTON	.249	97	241	30	60	14	4	4	30	3	4	3	24	42	4	1	6
1998	HOUSTON	.154	79	156	12	24	4	1	1	8	1	1	2	9	36	2	1	3
1999	HOUSTON	.239	106	309	44	74	16	2	4	31	0	3	4	38	52	3	5	9
2000	HOUSTON	.207	110	304	32	63	9	2	7	33	5	4	3	35	56	1	1	12
2001	LA DODGERS	.333	12	15	4	5	2	0	2	2	0	0	0	2	1	0	0	0
Major Lg. Totals		.228	701	1516	180	345	69	9	24	161	17	17	17	143	272	13	12	47

DAVE MAGADAN • 29 • HITTING COACH



FULL NAME: David Joseph Magadan
OPENING DAY AGE: 49 (Turns 50 on September 30)
BORN: September 30, 1962 in Tampa, FL
RESIDES: Palm Harbor, FL
MAJOR LEAGUE COACHING CAREER: Hitting Coach, San Diego Padres (2003-06); Hitting Coach, Boston Red Sox (2007-present)

COACHING CAREER

🔴 In 6th season as Red Sox hitting coach...Over 1st 5 years from 2007-11, the Sox have led the Majors with 7,732 hits, 3,159 walks, 1,750 doubles, 2,865 extra-base hits, 12,677 total bases, 11,192 times on base (tied), a .275 AVG, .451 SLG and .803 OPS...The club also ranks 2nd in the ML in runs (4,277), RBI (4,082) and OBP (.352) in that span.

🔴 Under his guidance, Red Sox hitters led the Majors in at-bats (5,710), runs (875), RBI (842), hits (1,600), total bases (2,631), times on base (2,631), doubles (352), extra-base hits (590), OBP (.349), SLG (.461) and OPS (.810) in 2011... They led the ML in at-bats (5,646), total bases (2,546), doubles (358) and OPS (.790) in 2010...The 2008 Sox offense posted a ML-best .358 OBP and 646 walks...In his 1st season in Boston, the club led the ML with 689 walks, its most since 1956 (727), tied for ML lead with 352 doubles and was 2nd with a .362 OBP, also its best mark since 1956 (.362).

🔴 Served as San Diego's Major League hitting coach for parts of 4 seasons from 2003-6/15/06...Began coaching career as the Padres minor league hitting instructor in 2002.

PLAYING CAREER

🔴 Selected by the Mets in the second round of the 1983 June Draft...Played 1,582 games over 16 Major League seasons with the Mets (1986-92), Marlins (1993, 1994), Mariners (1993), Astros (1995), Cubs (1996), A's (1997-98) and Padres (1999-2001)...Posted a .390 career OBP...Primarily played 3rd (709 games) and 1st (593) base.

🔴 Tallied a .292 clip (610-for-2,088) in 7 seasons with the Mets from 1986-92, the 4th-best career mark in club history (minimum 2,000 at-bats) behind David Wright (.300), Keith Hernandez (.297) and Mike Piazza (.296).

🔴 Finished 2nd in the National League with a .417 OBP and 3rd with a .328 AVG in 1990...Established a Mets record with a Major League-leading .998 fielding percentage at 1st base that year.

PERSONAL

🔴 Married to Monique...Has 2 sons, Jordan (23) and Christian (20), and 2 daughters, Peyton (7) and Avery (3)...Is a cousin and grandson of former Major League manager Lou Piniella.

🔴 Attended the University of Alabama for 3 years and was an All-Southeastern Conference selection in each season...In 1983, won USA Baseball's Golden Spikes Award and was tabbed as the College Player of the Year by *Baseball America* and the All-SEC Player of the Year after leading all NCAA Division I batters with a .525 AVG... Helped the Crimson Tide to the championship game of the 1983 College World Series, batting .550 (11-for-20) with a homer and 5 RBI in 5 CWS games...Was inducted into the National College Baseball Hall of Fame in 2010.

🔴 Graduated from Jesuit High School in Tampa, FL...Selected by Boston in 12th round of 1980 June Draft but did not sign.

DAVE MAGADAN'S MAJOR LEAGUE RECORD

YEAR	CLUB	AVG.	G	AB	R	H	2B	3B	HR	RBI	SH	SF	HP	BB	SO	SB	CS	E
1986	NY METS	.444	10	18	3	8	0	0	0	3	0	0	0	3	1	0	0	0
1987	NY METS	.318	85	192	21	61	13	1	3	24	1	1	0	22	22	0	0	2
1988	NY METS	.277	112	314	39	87	15	0	1	35	1	3	2	60	39	0	1	6
1989	NY METS	.286	127	374	47	107	22	3	4	41	1	4	1	49	37	1	0	6
1990	NY METS	.328	144	451	74	148	28	6	6	72	4	10	2	74	55	2	1	2
1991	NY METS	.258	124	418	58	108	23	0	4	51	7	7	2	83	50	1	1	5
1992	NY METS	.283	99	321	33	91	9	1	3	28	2	0	0	56	44	1	0	0
1993	FLORIDA	.286	66	227	22	65	12	0	4	29	0	3	1	44	30	0	1	0
	SEATTLE	.259	71	228	27	59	11	0	1	21	2	3	0	36	33	2	0	3
1994	FLORIDA	.275	74	211	30	58	7	0	1	17	0	3	1	39	25	0	0	0
1995	HOUSTON	.313	127	348	44	109	24	0	2	51	1	2	0	71	56	2	1	0
1996	CHI CUBS	.254	78	169	23	43	10	0	3	17	1	2	0	29	23	0	2	0
1997	OAKLAND	.303	128	271	38	82	10	1	4	30	4	1	2	50	40	1	0	0
1998	OAKLAND	.321	35	109	12	35	8	0	1	13	0	1	0	13	12	0	1	0
1999	SAN DIEGO	.274	116	248	20	68	12	1	2	30	0	7	0	45	36	1	3	3
2000	SAN DIEGO	.273	95	132	13	36	7	0	2	21	0	2	0	32	23	0	0	0
2001	SAN DIEGO	.250	91	128	12	32	7	0	1	12	0	1	1	12	20	0	0	1
Major Lg. Totals		.288	1582	4159	516	1197	218	13	42	495	24	50	12	718	546	11	11	28

BOB McCLURE • 22 • PITCHING COACH



FULL NAME: Robert Craig McClure
OPENING DAY AGE: 59 (Turns 60 on April 29)
BORN: April 29, 1952 in Oakland, CA
RESIDES: Stuart, FL
MAJOR LEAGUE COACHING CAREER: Bullpen Coach, Florida Marlins (1994); Pitching Coach, Kansas City Royals (2006-11); Pitching Coach, Boston Red Sox (1st season)

COACHING CAREER

- Named Boston's pitching coach on 12/23/11...Joined the Red Sox organization as a special assignment scout/instructor in November of 2011.
- Spent 6 seasons as the Royals pitching coach from 2006-11...His 2011 staff posted a 4.44 ERA (716 ER/1,451.1 IP), the best mark for the club since 1994...While with KC, tutored 2009 AL Cy Young Award Winner Zack Greinke.
- Served as a minor league pitching coach in the Colorado Rockies system for 7 seasons, including 3 years with High-A Salem from 1999-2001 and 4 seasons with Triple-A Colorado Springs from 2002-05.
- Coached his son's Sequoia High School baseball team in Redwood City, CA from 1995-98.
- Began 1994 season as the Marlins bullpen catcher before making coaching debut with Florida in May as bullpen coach, a position he held for the remainder of the season...Also served as a scout with the Marlins in 1996.

PLAYING CAREER


- Selected by the Royals in the third round of the secondary phase of the 1973 June Amateur Draft.
- Left-hander pitched 19 Major League seasons with the Royals (1975-76), Brewers (1977-86), Expos (1986-88), Mets (1988), Angels (1989-91), Cardinals (1991-92) and Marlins (1993), compiling a 68-57 record with 52 saves and a 3.81 ERA (490 ER/1,158.2 IP) in 698 career games (73 starts).
- Posted career-high 12 wins and tossed 5 complete games while helping Milwaukee to the World Series in 1982...Saved 2 of the Brewers 3 victories in the Fall Classic as they fell to the Cardinals in 7 games...Also earned the win in relief in the deciding Game 5 of the ALCS vs. the Angels.

PERSONAL

- Married to Shirley...Has 4 sons, Jake, Adam, and twins Teddy and Brock, and a daughter, Jessica.
- Played at the College of San Mateo...Went 17-1 and hit .340 in college career and earned All-State and All-America honors.
- Graduated from Terra Nova High School in Pacifica, CA, where he lettered in football, basketball and baseball...Played Little League baseball with former All-Star 1st baseman Keith Hernandez.

BOB McCLURE'S MAJOR LEAGUE RECORD

YEAR	CLUB	W-L	ERA	G	GS	CG	SHO	SV	IP	H	R	ER	HR	HB	BB	SO	WP	BK
1975	KANSAS CITY	1-0	0.00	12	0	0	0	1	15.1	4	0	0	0	0	14	15	0	2
1976	KANSAS CITY	0-0	9.00	8	0	0	0	0	4.0	3	4	4	0	0	8	3	0	0
1977	MILWAUKEE	2-1	2.52	68	0	0	0	6	71.1	64	25	20	2	1	34	57	1	2
1978	MILWAUKEE	2-6	3.74	44	0	0	0	9	65.0	53	30	27	8	6	30	47	1	1
1979	MILWAUKEE	5-2	3.88	36	0	0	0	5	51.0	53	29	22	6	3	24	37	5	0
1980	MILWAUKEE	5-8	3.08	52	5	2	1	10	90.2	83	34	31	6	2	37	47	0	2
1981	MILWAUKEE	0-0	3.52	4	0	0	0	0	7.2	7	3	3	1	0	4	6	0	0
1982	MILWAUKEE	12-7	4.22	34	26	5	0	0	172.2	160	90	81	21	4	74	99	5	5
1983	MILWAUKEE	9-9	4.50	24	23	4	0	0	142.0	152	75	71	11	5	68	68	4	6
1984	MILWAUKEE	4-8	4.38	39	18	1	0	1	139.2	154	76	68	9	2	52	68	1	3
1985	MILWAUKEE	4-1	4.31	38	1	0	0	3	85.2	91	43	41	10	3	30	57	5	0
1986	MILWAUKEE	2-1	3.86	13	0	0	0	0	16.1	18	7	7	2	0	10	11	0	0
	MONTREAL	2-5	3.02	52	0	0	0	6	62.2	53	22	21	2	1	23	42	1	1
1987	MONTREAL	6-1	3.44	52	0	0	0	5	52.1	47	30	20	8	0	20	33	0	1
1988	MONTREAL	1-3	6.16	19	0	0	0	2	19.0	23	13	13	3	1	6	12	0	3
	NY METS	1-0	4.09	14	0	0	0	1	11.0	12	5	5	1	1	2	7	1	0
1989	CALIFORNIA	6-1	1.55	48	0	0	0	3	52.1	39	14	9	2	1	15	36	2	2
1990	CALIFORNIA	2-0	6.43	11	0	0	0	0	7.0	7	6	5	0	0	3	6	0	1
1991	CALIFORNIA	0-0	9.31	13	0	0	0	0	9.2	13	11	10	3	1	5	5	2	1
	ST. LOUIS	1-1	3.13	32	0	0	0	0	23.0	24	8	8	1	1	8	15	0	0
1992	ST. LOUIS	2-2	3.17	71	0	0	0	0	54.0	52	21	19	6	2	25	24	1	0
1993	FLORIDA	1-1	7.11	14	0	0	0	0	6.1	13	5	5	2	0	5	6	0	0
Major Lg. Totals		68-57	3.81	698	73	12	1	52	1158.2	1125	551	490	104	34	497	701	29	30



FULL NAME: Randal Harold Niemann
OPENING DAY AGE: 56
BORN: November 15, 1955 in Scotia, CA
RESIDES: Port St. Lucie, FL
MAJOR LEAGUE COACHING CAREER: Bullpen Coach, New York Mets (1997-99, 2000-02, 2009-10); Assistant Pitching Coach, Boston Red Sox (1st season)

COACHING CAREER

- In 1st season as the Red Sox assistant pitching coach...Also marks his 1st season in the Boston organization.
- Joins the Red Sox after 24 seasons in the Mets organization, including serving as New York's rehabilitation pitching coordinator in 2011...Was also the Mets rehabilitation coordinator in 2004-05 and 2007-08.
- Had 3 stints as the Mets bullpen coach, most recently for the 2009-10 seasons...Also held the position from 1997-6/8/99 and 2000-02, working on Bobby Valentine's staff during the latter spans.
- Served as pitching coach for New York's Triple-A Norfolk affiliate for the 2003 and 2006 campaigns.
- Began 2005 as the Mets rehabilitation coordinator and assumed the added responsibilities of pitching coach for High-A St. Lucie...Had previously served as pitching coach for St. Lucie from 1996-97 and was a coach with the club in 1992.
- From 6/7/99-2000, was the pitching coordinator for the Mets minor league system.
- Began coaching career with New York's Rookie-level Sarasota club in 1988...Also served as a coach with Rookie-level Kingsport in 1989, Short-A Pittsfield in 1990, and Double-A Binghamton from 1992-1994.

PLAYING CAREER

- Selected by the Yankees in the second round of the secondary phase of the 1975 June Amateur Draft...Left-hander pitched in the Majors for parts of 8 seasons with the Astros (1979-80), Pirates (1982-83), White Sox (1984), Mets (1985-86) and Twins (1987), compiling a 7-8 record with 3 saves and a 4.64 ERA (103 ER/200.0 IP) in 122 games (10 starts).
- Was a member of the Mets World Championship team in 1986, going 2-3 with a 3.79 ERA (15 ER/35.2 IP) in a career-high 31 games (1 start) during the regular season.
- Last pitched professionally for the Mets Triple-A Norfolk club in 1988.

PERSONAL

- Married to Mary Anne...Has 2 sons, Danny (5/6/82) and Michael (1/19/84), and a daughter, Alexandra (9/8/86).
- Studied physical education at the College of the Redwoods in Eureka, CA...Named All-Golden Valley Conference in baseball...Inducted into the school's Athletic Hall of Fame in 1999.
- Graduated from Union High School in Fortuna, CA where he was all-conference in baseball and also starred in basketball and football.

RANDY NIEMANN'S MAJOR LEAGUE RECORD

YEAR	CLUB	W-L	ERA	G	GS	CG	SHO	SV	IP	H	R	ER	HR	HB	BB	SO	WP	BK
1979	HOUSTON	3-2	3.76	26	7	3	2	1	67.0	68	32	28	1	1	22	24	0	2
1980	HOUSTON	0-1	5.45	22	1	0	0	1	33.0	40	21	20	2	0	12	18	0	1
1982	PITTSBURGH	1-1	5.09	20	0	0	0	1	35.1	34	22	20	1	2	17	26	4	1
1983	PITTSBURGH	0-1	9.22	8	1	0	0	0	13.2	20	14	14	2	1	7	8	3	0
1984	WHITE SOX	0-0	1.69	5	0	0	0	0	5.1	5	1	1	0	0	5	5	1	0
1985	NY METS	0-0	0.00	4	0	0	0	0	4.2	5	0	0	0	0	0	2	0	0
1986	NY METS	2-3	3.79	31	1	0	0	0	35.2	44	17	15	2	0	12	18	2	0
1987	MINNESOTA	1-0	8.44	6	0	0	0	0	5.1	3	5	5	0	2	7	1	1	0
Major Lg. Totals		7-8	4.64	122	10	3	2	3	200.0	219	112	103	8	6	82	102	11	4

ALEX OCHOA • 36 • FIRST BASE COACH



FULL NAME: Alex Ochoa

OPENING DAY AGE: 40

BORN: March 29, 1972 in Miami, FL

RESIDES: Miami Lakes, FL

MAJOR LEAGUE COACHING CAREER: Staff Assistant, Boston Red Sox (2009); First Base Coach, Boston Red Sox (1st season)

COACHING CAREER

🔴 In 1st season as the Red Sox first base coach...Marks 2nd stint on Boston's Major League staff after spending the 2009 campaign as the club's staff assistant in his professional coaching debut.

🔴 Served as hitting coach for Boston's High-A Salem affiliate in 2011...His batters led the Carolina League in OBP (.328) and finished 3rd in AVG (.254) and SLG (.387).

🔴 Was a special assistant in the Red Sox Baseball Operations department in 2010.

PLAYING CAREER

🔴 Signed with the Orioles as a third-round pick in the 1991 draft...An outfielder, spent 8 seasons in the Majors with the Mets (1995-97), Twins (1998), Brewers (1999, 2002), Reds (2000-01), Rockies (2001) and Angels (2002)...Played under Bobby Valentine for parts of 2 seasons with the Mets in 1996-97.

🔴 Hit .279 with 131 doubles, 19 triples, 46 home runs, 261 RBI, 320 runs, 203 walks and 56 stolen bases over 807 career games...Tallied 51 assists in just 663 games in the outfield from 1996-2002.

🔴 Acquired by the Angels from the Brewers at the 2002 trade deadline and won a World Series title with Anaheim that year.

🔴 Played in the Japanese Central League for parts of 6 seasons from 2003-08...Combined to bat .289 with 97 home runs and 416 RBI in 765 total games with the Chunichi Dragons (2003-06) and Hiroshima Carp (2007-08).

🔴 Was a non-roster invitee to Boston's Major League Spring Training camp in 2007 and began that season with Triple-A Pawtucket, appearing in 24 games for the PawSox before returning to Japan.

PERSONAL

🔴 Graduated from Hialeah-Miami Lakes (FL) High School...Earned 3 varsity letters in baseball and was team captain during his junior and senior seasons...Won a pair of MVP awards and was an All-Miami selection...Hit .375 as a junior and .410 as a senior.

🔴 His parents emigrated from Cuba in 1971.

ALEX OCHOA'S MAJOR LEAGUE RECORD

YEAR	CLUB	AVG.	G	AB	R	H	2B	3B	HR	RBI	SH	SF	HP	BB	SO	SB	CS	E
1995	NY METS	.297	11	37	7	11	1	0	0	0	0	0	0	2	10	1	0	0
1996	NY METS	.294	82	282	37	83	19	3	4	33	0	3	2	17	30	4	3	5
1997	NY METS	.244	113	238	31	58	14	1	3	22	2	2	2	18	32	3	4	2
1998	MINNESOTA	.257	94	249	35	64	14	2	2	25	0	0	1	10	35	6	3	4
1999	MILWAUKEE	.300	119	277	47	83	16	3	8	40	0	2	5	45	43	6	4	3
2000	CINCINNATI	.316	118	244	50	77	21	3	13	58	0	4	3	24	27	9	4	3
2001	CINCINNATI	.289	90	349	48	101	20	4	7	35	2	2	2	24	53	12	9	2
	COLORADO	.251	58	187	25	47	10	3	1	17	2	2	2	21	23	5	4	1
2002	MILWAUKEE	.256	85	215	32	55	9	0	6	21	1	0	2	32	30	8	5	1
	ANAHEIM	.277	37	65	8	18	7	0	2	10	0	0	0	10	5	2	2	1
Major Lg. Totals		.279	807	2143	320	597	131	19	46	261	7	15	19	203	288	56	38	22

JERRY ROYSTER • 43 • THIRD BASE COACH



FULL NAME: Jeron Kennis Royster

OPENING DAY AGE: 59

BORN: October 18, 1952 in Sacramento, CA

RESIDES: Santa Monica, CA

MAJOR LEAGUE COACHING CAREER: Third Base Coach, Colorado Rockies (1993); Bench Coach, Milwaukee Brewers (2000-02); Interim Manager, Milwaukee Brewers (2002); Third Base Coach, Boston Red Sox (1st season)

COACHING CAREER

- 2012 marks 1st season as the Red Sox third base coach and 1st season overall in the Boston organization.
- Managed the Lotte Giants of Korea Professional Baseball from 2008-10... Was the league's 1st foreign manager... Led the Giants to a 204-185 (.524) overall record and a playoff berth in each of his 3 seasons at the helm.
- Previously held Major League coaching positions with Milwaukee and Colorado... Was Davey Lopes' bench coach with the Brewers and coordinated the club's Spring Training camp from the beginning of the 2000 campaign until taking over as Milwaukee's interim manager on 4/18/02... Named the club's full-time manager for the remainder of the 2002 season on 4/30... Served as third base coach for the Rockies in their inaugural 1993 campaign.
- Spent 10 seasons as a minor league manager in the Dodgers and Padres systems, compiling a 608-650 (.483) career record... Was at the helm of Los Angeles' Triple-A Las Vegas affiliate in 2005-06... Also managed in the Dodgers organization from 1989-92 with Rookie-level Kissimmee (1989), Short-A Yakima (1990), High-A Vero Beach (1991) and Double-A San Antonio (1992)... Won a Northern Division championship with the GCL Dodgers in 1989 and 1st-half division title and playoff berth with Vero Beach in 1991... Managed Double-A Memphis (1995) and Triple-A Las Vegas (1996-98) in the San Diego minor league system... Earned the Padres Manager of the Year award in 1996 after guiding the Triple-A Las Vegas Stars to the Pacific Coast League's 2nd-half title.
- Was a coach with Seattle's Double-A Jacksonville club in 1994... After 1992 season, managed Sun Cities Solar Sox to an Arizona Fall League title in the league's 1st year... Also held the positions of minor league baserunning and infield coordinator with the Expos in 1999 and minor league infield coordinator with the Dodgers in 2003-04.

PLAYING CAREER

- Signed with Dodgers as an amateur free agent in 1970... Was in LA organization with Bobby Valentine in 1971-72.
- Played 16 seasons in the Majors with Dodgers (1973-75), Braves (1976-84, 1988), Padres (1985-86), White Sox (1987) and Yankees (1987)... Primarily a 2nd and 3rd baseman, also saw action at shortstop and in the outfield.
- Saw only postseason action with the Braves in the 1982 NLCS... Best Big League season came in 1979 when he hit .273 and set career highs with 25 doubles, 51 RBI, 62 walks, 103 runs and 35 stolen bases for Atlanta.

PERSONAL

- Has 2 daughters, Kara and Kristie.
- Attended Healds Business College in Sacramento, CA... Graduated from Sacramento (CA) High School where he lettered in baseball, basketball, football and track.

JERRY ROYSTER'S MAJOR LEAGUE RECORD

YEAR	CLUB	AVG.	G	AB	R	H	2B	3B	HR	RBI	SH	SF	HP	BB	SO	SB	CS	E	
1973	LA DODGERS	.211	10	19	1	4	0	0	0	2	0	0	0	0	5	1	0	3	
1974	LA DODGERS	---	6	0	2	0	0	0	0	0	0	0	0	0	0	0	0	0	
1975	LA DODGERS	.250	13	36	2	9	2	1	0	1	0	0	0	1	3	1	0	2	
1976	ATLANTA	.248	149	533	65	132	13	1	5	45	14	5	1	52	53	24	13	19	
1977	ATLANTA	.216	140	445	64	96	10	2	6	28	6	1	1	38	67	28	10	28	
1978	ATLANTA	.259	140	529	67	137	17	8	2	35	8	4	3	56	49	27	17	23	
1979	ATLANTA	.273	154	601	103	164	25	6	3	51	6	7	0	62	59	35	8	22	
1980	ATLANTA	.242	123	392	42	95	17	5	1	20	4	1	1	37	48	22	13	18	
1981	ATLANTA	.204	64	93	13	19	4	1	0	9	4	1	0	7	14	7	5	4	
1982	ATLANTA	.295	108	261	43	77	13	2	2	25	5	3	2	22	36	14	6	10	
1983	ATLANTA	.235	91	268	32	63	10	3	3	30	5	2	0	28	35	11	7	9	
1984	ATLANTA	.207	81	227	22	47	13	2	1	21	2	2	1	15	41	6	4	9	
1985	SAN DIEGO	.281	90	249	31	70	13	2	5	31	3	2	1	32	31	6	5	8	
1986	SAN DIEGO	.257	118	257	31	66	12	0	5	26	6	3	0	32	45	3	5	14	
1987	WHITE SOX	.240	55	154	25	37	11	0	7	23	2	2	1	19	28	2	1	2	
	NY YANKEES	.357	18	42	1	15	2	0	0	4	1	0	0	4	4	2	1	2	
1988	ATLANTA	.176	68	102	8	18	3	0	0	1	3	0	0	6	16	0	0	1	
Major Lg. Totals			.249	1428	4208	552	1049	165	33	40	352	69	33	11	411	534	189	95	174

GARY TUCK • 57 • BULLPEN COACH



FULL NAME: Gary Robert Tuck

OPENING DAY AGE: 57 (Turns 58 on September 6)

BORN: September 6, 1954 in Minaville, NY

RESIDES: Nashville, IN

MAJOR LEAGUE COACHING CAREER: Catching and Bullpen Coach, New York Yankees (1990); Catching Instructor, New York Yankees (1997-99, 2003-04); Bench Coach, Florida Marlins (2006); Bullpen Coach, Boston Red Sox (2007-present)

COACHING CAREER

- 🔴 2012 marks his 6th season as the Red Sox bullpen coach...Named to the post on 11/13/06.
- 🔴 Has coached or scouted for 7 teams that have reached the World Series, with 5 of those clubs winning titles... Served as a coach for the AL squad at the 2008 All-Star Game at the original Yankee Stadium.
- 🔴 Spent the 2006 campaign as Joe Girardi's bench coach with the Marlins.
- 🔴 Had 3 stints in the Yankees organization...Was the club's Major League catching instructor in 2003-04, a position he also held for the 1996-99 seasons when the team won 3 World Series championships (1996, 1998-99)... Also served as roving catching instructor and managed Single-A Oneonta in 1996...Joined the Yankees in 1989 as a strength/catching coach at Triple-A Columbus and served as New York's catching and bullpen coach in 1990.
- 🔴 Made 3 stops in the Indians chain...In 1991, was the minor league catching instructor and managed the Single-A Watertown affiliate...With Cleveland again from 1993-94 and 2000-02 as a Major League scout, national cross-checker and catching consultant.
- 🔴 Spent 7 years as a minor league coach and manager in the Astros system from 1982-88, earning Southern League Manager of the Year honors in 1986 after leading Double-A Columbus to the league championship.
- 🔴 Coached at the collegiate level at Arizona State University and the University of Notre Dame...Helped lead ASU to the NCAA National Championship in 1981 as an assistant coach.

PLAYING CAREER

- 🔴 A catcher, he was signed by Montreal as a free agent in 1977 and played for 3 seasons at Expos minor league affiliates in Sarasota (1977), Jamestown (1978) and West Palm Beach (1979).

PERSONAL

- 🔴 Married to Annie...Has a daughter, Shelby.
- 🔴 Did post-graduate work at Arizona State and Notre Dame.
- 🔴 Earned a bachelor's degree in physical education from Indiana University in 1979, where he also played football...In 1972, was nominated to the U.S. Military Academy at West Point.

MAJOR LEAGUE PERSONNEL



DAVID FINLEY, Director of Player Personnel

David Finley was promoted to Director, Player Personnel in November 2011. Finley previously served as Special Assistant to the General Manager since January 2010 after spending five years as the Red Sox National Crosschecker. Finley joined the Boston organization as the West Coast Crosschecker prior to the 2002 season. Previously he was an area scout for the Padres (1991-94) and Marlins (1995-2001). Finley was named Red Sox Scout of the Year in 2007 and received the same honor with the Marlins in 2000.

Finley played at the University of Arizona in 1985, before transferring to UC Riverside where he was named 1st team All American in 1986 and 1987. He was drafted by Oakland in the 1987 amateur draft and played two seasons in the A's system. Finley

resides in San Diego with his wife Tricia, daughters Brooke (21) and Brittany (18), and son Drew (15).



JACK McCORMICK, Traveling Secretary

Jack McCormick is in his 24th season with the Red Sox organization, his 17th as traveling secretary since being appointed to that position in 1996. He is responsible for arranging all of the Major League club's travel plans during spring training, the regular season and postseason and oversees the home and visiting clubhouses' operations. Jack also coordinates the Children's Hospital Golf Tournament in Fort Myers each spring.

McCormick won the 2004 Donald Davidson Memorial Award as the MLB's top traveling secretary. He previously served as the Red Sox manager of food and beverage and as manager of the old 600 Club at Fenway Park. McCormick is a native of Boston, attended Boston State College as an undergraduate and holds a Master's Degree from Anna Maria College in Paxton, MA.



ZACK SCOTT, Director of Major League Operations

Zack Scott was promoted to Director, Major League Operations in November 2011 after having served as the Assistant Director, Baseball Operations for the previous six years beginning in 2006. He joined the organization as an intern in baseball operations in 2004 and served as an assistant in the department the following year. Before coming to the Red Sox, Scott worked for Tom Tippett at Diamond Mind, Inc. from 2000-03, where he consulted for Boston's baseball operations department in 2003.

Scott graduated from the University of Vermont in 1999 with a B.S. in Mathematics. He and his wife, Molly, reside in Malden, MA with their daughter, Zoe.



TOM TIPPETT, Director of Baseball Information Services

Tom was hired as Director of Baseball Information Services in November, 2008. He began consulting with the Red Sox baseball operations department in 2003 and has since assisted on a variety of technology and baseball research projects. He was the founder and president of Diamond Mind, Inc. and developed its baseball simulation software from 1985 until he sold the company in 2006. He worked in a variety of software development and marketing capacities for IBM in Toronto and Index Technology in Cambridge, MA from 1982 to 1992.

Tippett, a native of Toronto, received an Honours B.Math degree from the University of Waterloo and an MBA from Harvard Business School. He lives in Lexington, MA with

his wife, Jodi, and their daughter, Alison.



DANA LEVANGIE, Major League Advance Scout

Dana Levangie returns for his seventh season as Major League Advance Scout after serving as a pro scout in 2005 and as Boston's bullpen catcher for the previous eight years. He handles advance scouting duties and serves as a coaching assistant to the Major League staff.

The 2012 season will be Levangie's 22nd in the Red Sox organization, as the former catcher has remained with the club since being selected in the 14th round (17th Red Sox pick) of the 1991 First-Year Player Draft. The Whitman, MA native attended Cape Cod Community College (1987-89) and American International College in Springfield, MA (1989-91) after graduating in 1987 from Whitman-Hanson (MA) High School. He

is a member of the AIC Athletic Hall of Fame and in 2011 was elected to the Northeast-10 Baseball Hall of Fame. Levangie's playing career peaked at Triple-A Pawtucket in 1995. He and his wife Traci live in East Bridgewater, MA with their son Liam (11) and daughter Avery (8).



TOM McLAUGHLIN, Home Clubhouse Manager

Tom McLaughlin is in his 1st season as the Red Sox Home Clubhouse Manager after being in charge of the visiting clubhouse at Fenway Park since 1992. As the Visiting Clubhouse Manager, McLaughlin had assisted in the home clubhouse and also ran the visiting clubhouse during Spring Training in Fort Myers, FL. McLaughlin began his tenure with the Red Sox as a batboy in the visiting clubhouse in 1986 and served as a clubhouse assistant from 1988-91.

Born and raised in Boston, McLaughlin attended St. John Don Bosco High School.



EDWARD "POOKIE" JACKSON, Equipment Manager

Edward "Pookie" Jackson was promoted to Equipment Manager to start the 2012 season. He had previously served as the Assistant Equipment Manager since 2005. Jackson has spent 18 years in the Red Sox organization beginning in 1994 as a clubhouse attendant for the minor leagues at Spring Training in Fort Myers, FL. At the conclusion of that spring, he was named the clubhouse manager for the Utica Blue Sox and was promoted to clubhouse attendant for the Major League club in Spring Training of 1995.

Jackson resides in West Roxbury with his wife, Stacy, and daughters Ashlyn and Sydney.



JOE COCHRAN, Visiting Clubhouse Manager

Joe Cochran returns to the position of Visiting Clubhouse Manager, a role he previously held from 1990-91. From 1992-2011, Cochran served as the Equipment and Home Clubhouse Manager for the Red Sox. Cochran joined the organization in 1984 and worked for team Supervisor of Grounds and Maintenance Joe Mooney through 1989. He was the recipient of the 2004 Tommy McCarthy Good Guy Award from the Boston BBWAA chapter.

Cochran attended the Pomfret School, Worcester Academy, and the University of Maine at Orono. A native of South Yarmouth, MA, Joe and his wife Marcy live in Chelsea, MA.



Billy Broadbent
Video Coordinator



Erin Cox
Exec. Asst. Baseball Ops



Jeff Cutler
Interpreter



Ino Guerrero
Major League Staff



Steve Langone
Advance Scouting
Coordinator



Mani Martinez
Bullpen Catcher



Zack Minasian
Administrative Assistant
to the Manager



Michael Murov
Assistant,
Baseball Operations



Shawn O'Rourke
Software Developer



Mike Regan
Assistant,
Baseball Operations

MEDICAL STAFF AND TRAINERS



RICK JAMEYSON, Head Athletic Trainer

Rick Jameyson joins the Red Sox this season as the club's Head Athletic Trainer. Jameyson spent the last 20 seasons as an athletic trainer in the Cleveland Indians organization, including 10 seasons as the Assistant Athletic Trainer for the Major League club from 2002-2011. He began his professional athletic training career in 1992 with Cleveland's Short-A Watertown club and also served as the trainer at Single-A Columbus (1994-98) and Triple-A Buffalo (1999-2002). The Wellington, OH native earned a degree in health education with specialization in athletic training from Baldwin-Wallace (OH) College. He also was an athletic trainer in the Arizona Fall League in 1995 and 2000.

Jameyson and his wife Jennifer live in Tallmadge, OH with their daughter, Jessica (15) and son, Nicholas (12).



MIKE REINOLD, Head Physical Therapist

Mike Reinold has been named the Red Sox Head Physical Therapist in 2012 after serving as the club's Head Athletic Trainer/Assistant Director, Medical Services for the previous two seasons. Reinold spent from 2006-09 as the team's Rehabilitation Coordinator and Assistant Athletic Trainer. Reinold was formerly the Facility Director at Champion Sports Medicine and Coordinator of Rehabilitative Research at the American Sports Medicine Institute in Birmingham, AL.

Reinold received his B.S. in physical therapy from Northeastern University and his Doctorate in physical therapy from the Massachusetts General Hospital Institute of Health Professions. He is a certified athletic trainer, strength and conditioning specialist and

board certified clinical specialist in sports physical therapy by the American Board of Physical Therapy Specialties. He also graduated from the postprofessional sports physical therapy fellowship program of the American Sports Medicine Institute, in Birmingham, AL.

Reinold has lectured throughout the nation and has published numerous journal articles and book chapters in publications such as AJSM and JOSPT. He has also authored several books including his latest, *The Athlete's Shoulder*. He and his wife Sandi, and daughter Avery currently live outside of Boston, MA.



JIM ROWE, Medical Operations Coordinator

Jim Rowe joined the Boston Red Sox in 1994, serving as the Athletic Trainer for Triple-A Pawtucket. He was promoted to Boston as Head Athletic Trainer in 1995. Rowe served 11 years as Head Trainer before moving to the position of Medical Operations Coordinator in November of 2005. In this position, Rowe is responsible for coordinating the medical operations of both the Major League and Minor League operations. Rowe began his career as a Minor League Athletic Trainer for the Milwaukee Brewers in 1985. He worked at A-Ball for Beloit for three years and then two years at AA-Ball El Paso. Rowe is a member of the NATA and the Athletic Trainers Association of Massachusetts. Rowe resides in Newmarket, NH with his wife, Elizabeth, and their daughter, Brittany.



MASAI TAKAHASHI, Assistant Athletic Trainer

Masai is entering his sixth year as an Assistant Athletic Trainer for the Red Sox after formerly serving as Head Athletic Trainer for the Portland Sea Dogs, the Double-A affiliate of the Red Sox in Portland, ME.

Takahashi and his wife, Ayumi, spend their offseason in Las Vegas, NV.



BRAD PEARSON, Assistant Athletic Trainer

Brad Pearson was promoted to Assistant Athletic Trainer for the Red Sox prior to the 2012 season. Pearson is in his 10th year with the organization, serving as the club's Minor League Athletic Training Coordinator for the previous three seasons. He joined Boston's system as an athletic training intern with the Rookie-level Fort Myers team in 2001 and also has five years of experience as a minor league athletic trainer for Red Sox affiliates with Augusta (2004), Greenville (2005), Wilmington (2006), and Portland (2007-08). Prior to joining the Red Sox organization, Pearson worked as head baseball trainer at the University of Massachusetts (2002-03) and at College of Holy Cross (2000-02). The Ludlow, VT native earned a bachelor of science in athletic training from

Springfield College and a master's degree in exercise science from the University of Massachusetts. Pearson currently resides in Fort Myers, FL.



PAT SANDORA, Strength and Conditioning Coach

Pat Sandora was named the Red Sox Strength and Conditioning Coach prior to the 2012 season. From 2007-11, Sandora served as Boston's Minor League Strength and Conditioning Coordinator. His previous experience in professional baseball includes stints as a minor league strength and conditioning coach in the Rangers (1998-99), Brewers (2005) and Indians (2006) systems, and parts of six years as the Phillies Minor League Strength and Conditioning Coordinator from 1999-2004. Sandora was associate director of strength and conditioning at West Virginia University from 2004-05, overseeing men's and women's basketball.

A certified strength and conditioning specialist, Sandora graduated from West Virginia University and has a master's degree in athletic coaching. He and his wife Kimberly live in Randolph, MA.



DAN DYREK, Clinical Consultant

Dan Dyrek joins the Red Sox as a Clinical Consultant. With over 30 years of experience as a physical therapist specializing in orthopedics, he provides consultation services to athletes, teams and clinicians regarding the management of difficult clinical cases, and has treated athletes at the professional, Olympic, international and collegiate level. Dyrek has held clinical and administrative positions at two large Boston teaching hospitals, and was on the faculty and served as the Coordinator of the Orthopaedic Physical Therapy curriculum at the MGH Institute of Health Professions for 12 years. Dyrek graduated summa cum laude in physical therapy from Downstate Medical Center in Brooklyn, NY. He and his wife, Susan, reside in Norwell, MA.



MICHAEL BOYLE, Strength and Conditioning Consultant

Michael Boyle enters his first season with the Red Sox as Strength and Conditioning Consultant. He has over 30 years of experience in the field of strength and conditioning, including over 25 years on the Boston University staff. Boyle, who is the co-founder of Mike Boyle Strength and Conditioning training centers, has been involved in training and rehabilitation with a wide range of athletes and has served as a consultant to players and teams in the NFL, NHL, MLB and NBA, and at the collegiate level. He received his bachelor's and master's degrees from Springfield College. Boyle resides in Reading, MA with his wife Cindy, daughter Michaela (12) and son Mark (7).

RED SOX TRAINING PERSONNEL



Russell Nua
Massage Therapist



Mitsugi Funatsu
Massage Therapist



Tara Mardigan
Team Nutritionist

Not Pictured:

TJ Hagan, Chiropractor Consultant



DR. LAURENCE J. RONAN, Head Team Internist

Dr. Laurence J. Ronan is a staff physician at Massachusetts General Hospital and has been Head Team Internist for the Boston Red Sox since 2005. He graduated from Harvard College (1978) and Harvard Medical School (1987). He did his internship and residency training in internal medicine and pediatrics (1991) at Massachusetts General Hospital. He is board certified in Internal Medicine. He presently serves as the MGH Director of Team 4 Hospitalist Service.

Dr. Ronan has served as director of residency training for the MGH and Harvard Combined Medicine/Pediatrics Training Programs (1992–2002). He has served on a number of boards including Partners HealthCare, Inc. and the Massachusetts General

Physicians Organization. Dr. Ronan is the author of articles, textbook chapters, and a book on primary care related issues.

Dr. Ronan is a member of the American College of Physicians and the Association of Major League Baseball Team Physicians. He serves as the Director of the Thomas S. Durant Fellowship in Refugee Medicine and is Senior Adviser to the Red Sox/ Mass General Hospital Home Base Program for Veterans and to the Center for the Integration of Medicine and Innovative Technology.



DR. PETER ASNIS, Head Team Orthopedist

Dr. Peter Asnis begins his first season as the Red Sox Head Team Orthopedist after serving as a Team Physician since 2005. He is also the Head Team Physician for the NHL's Boston Bruins and a Team Physician for the NFL's New England Patriots.

Dr. Asnis is an Instructor of Orthopaedic Surgery at Harvard Medical School. He is a Fellow of the American Academy of Orthopaedic Surgeons as well as a Member of the American Orthopaedic Society for Sports Medicine. Additionally he is a member of the Team Physician Societies for MLB, the NFL, and the NHL.

Dr. Peter Asnis earned his undergraduate degree cum laude in biology at Harvard College and his MD from Cornell University Medical School with Honors in Research. After finishing a general surgery internship at New York Presbyterian Hospital, Dr. Asnis completed his orthopaedic residency at the Hospital for Special Surgery in New York where he was awarded the Jean C. McDaniel Resident Teaching and Leadership Award. Dr. Asnis completed a fellowship in Orthopaedic Sports Medicine at the Massachusetts General Hospital, and following his fellowship he joined the MGH staff.

Dr. Asnis and his wife, Brooke, have a son, Owen (11) and twin daughters, Caitlin and Sydney (9).

RED SOX PHYSICIANS



Dr. Eric Berkson



Dr. Jeff Bostic



Dr. Brian Busconi



Dr. Tom Holovac



Dr. Jim Januzzi



Dr. Arun Ramappa



Dr. Steve Southard



Dr. George Theodore

THIS IS YOUR GAME



redsox.com

Baseball Everywhere

redsox.com lets you customize how you follow the Red Sox, whether checking in at Fenway Park with At Bat 12 or watching games live or on-demand on your favorite devices with MLB.TV. redsox.com delivers breaking news, up-to-the-moment stats and ticket and gear offers whenever and wherever you want it on your computer, tablet or mobile phone. This is your game, follow it your way.



redsox.com
shop

MLB.TV

mediasrojas.com


MLB.com
At Bat 12

MLB.com/mobile

© 2012 MLB Advanced Media, L.P. Major League Baseball trademarks and copyrights are used with permission of the applicable MLB entities. All rights reserved. Photos: Getty Images. All screen images simulated. iPhone and iPad are registered trademarks of Apple Inc. All rights reserved.



2012 RED SOX



FULL NAME: Alfredo Aceves

BATS: Right **THROWS:** Right **HEIGHT:** 6-3 **WEIGHT:** 218

OPENING DAY AGE: 30

BORN: December 8, 1981 in Sonora, Mexico

RESIDES: Sonora, Mexico

MAJOR LEAGUE SERVICE: 3 years, 1 day

ACQUIRED: Signed as a free agent on February 9, 2011

CONTRACT STATUS: Signed through 2012

CAREER HIGHLIGHTS

✦ Named Red Sox Pitcher of the Year and Red Sox Unsung Hero in 2011 by the Boston BBWAA, his 1st season with the organization...Previously saw Major League action with the Yankees from 2008-10.

✦ Owns a career record of 24-3 (.889), the best winning percentage in Major League history for any player with at least 14 decisions...Won 18 consecutive relief decisions from 6/7/09-8/27/11, the longest relief win streak since PIT's Roy Face won 22 straight decisions out of the bullpen from 6/7/58-8/30/59.

✦ Has gone at least 2.0 innings in 49 of 105 ML relief outings (46.7 percent), the most such games by an AL reliever since 2008.

✦ Is one of 3 Mexican-born pitchers to play in a game for the Red Sox, joining Vicente Romo (1969-70) and Dennys Reyes (2011).

✦ His No. 91 is the highest uniform number ever worn by a Red Sox in a game...Previous high had been J.T. Snow's No. 84 in 2006.

2011: In 1st season with the Red Sox, earned Red Sox Pitcher of the Year and Unsung Hero honors from the Boston Chapter of the BBWAA.

✦ Among AL hurlers with at least 100.0 innings pitched, ranked 3rd in ERA (2.61), 2nd in opponent AVG (.204), 2nd in opponent SLG (.321), tied for 6th in opponent OPS (.621) and 10th in WHIP (1.11).

✦ Set career-highs in appearances (55), games finished (15), saves (2), innings (114.0) and strikeouts (80)...Matched a career-best with 10 wins (also 2009)...Was the only Major Leaguer with multiple saves and double-digit wins, the 1st AL hurler to do that since the Angels Scott Shields in 2005 (10 wins and 7 saves).

✦ Had a 2.37 ERA (27 ER/102.1 IP) against AL opponents, the lowest mark among hurlers with at least 70.0 innings against the circuit...Also led the Majors (min. 50.0 IP) with a 2.04 ERA (14 ER/61.2 IP) against the AL East.

✦ Held left-handers to a .190 clip (35-for-184), 8th-best among AL qualifiers and 6th-best among AL right-handers...Led qualifying AL pitchers and ranked 4th in the Majors with a 1.57 ERA (6 ER/34.1 IP) in day games.

✦ Went 9-1 with a 2.03 ERA (21 ER) in relief and topped the Majors with 93.0 innings out of the bullpen over 51 relief appearances...Ranked among AL relief leaders in ERA (6th), wins (1st) and opponent AVG (9th, .193)...His 9 relief wins were the most by a Red Sox since Bob Stanley in 1984 (9) and his 93.0 relief innings were the most by Red Sox since Derek Lowe in 1999 (109.1).

✦ Paced the Majors with 21 relief outings of at least 2.0 innings and 13 relief outings of 3.0 or more innings, the most 3.0-inning bullpen appearances by a Major Leaguer since Cleveland's Terry Mulholland in 2003 (13) and most for a Red Sox since Dennis Lamp in 1990 (14)...Had an ML-high 7 scoreless relief outings of at least 3.0 IP.

✦ Went at least 2.0 frames in 8 straight relief outings from 7/4-26, the longest such streak in the Majors in 2011 and the longest as a Red Sox reliever since Rolando Arrojo in 8 games from 5/1-27/02.

✦ Both his saves were 3.2 scoreless IP (6/8 at NYY, 8/19 at KC)...Was the only Major Leaguer in 2011 with 2 saves of 3.0 or more IP and was 1st Red Sox with multiple 3.0-inning saves in a season since Tim Wakefield in 2002 (3).

✦ Ranked 2nd on the team with 11 holds behind Daniel Bard (34)...Became the 1st ever Red Sox with at least 9 wins, 10 holds and 2 saves in a season.

✦ Led the AL (min. 40.0 IP) with a 1.77 ERA (11 ER/56.0 IP) and a .189 opponent AVG (37-for-196) after the All-Star break...Ranked 2nd in the Majors in opponent AVG in that time after LAD's Ted Lilly (.183).

✦ Had a 0.56 ERA (1 ER/16.0 IP) over his last 9 appearances beginning 9/13 and posted a 1.21 ERA (5 ER/37.1 IP) in his last 19 outings beginning 8/13...Had career-best 7-game scoreless streaks from 8/13-30 (12.1 IP) and 9/13-26 (11.1 IP) with a career-high 15.0 scoreless inning streak from 9/10-27...Ranked 3rd in the AL (min. 25.0 IP) with a 1.80 ERA (5 ER/25.0 IP) in September, his best ERA in any month with at least 20.0 innings pitched.

BEST WINNING PERCENTAGE IN MAJOR LEAGUE HISTORY (minimum 14 decisions)

PCT (W-L)	PITCHER	YEARS
.889 (24-3)	Alfredo Aceves	2008-11
.857 (18-3)	Luis Aloma	1950-53
.857 (12-2)	Eddie Yuhas	1952-53
.800 (12-3)	Freddie Martin	1946-50
.800 (48-12)	Al Spalding	1876-77

🔴 Went 1-1 with a 5.14 ERA (12 ER/21.0 IP) in 4 starts...Allowed 1 run in each of back-to-back starts, 5/21 vs. CHC (5.0 IP) and 5/26 at DET (6.0 IP)...Was the only Major Leaguer with 2 saves and 4 or more starts in 2011.

🔴 Threw 3.0 perfect innings with 4 K's on 7/10 vs. BAL, his longest career outing without allowing a base runner.

🔴 Improved to 23-2 in his career with a win on 8/27 vs. OAK (0 R/3.0 IP), becoming the 1st Major League pitcher ever to win 23 of his 1st 25 decisions.

🔴 Fanned multiple batters in 6 straight appearances from 8/13-27, the longest stretch of his career and matching the longest by an AL reliever in 2011 (also Matt Albers, 7/5-25).

🔴 Finished 2nd in the AL with a career-high 15 hit batters...Hit an ML-high 10 batters in relief, the most by a Boston reliever since Greg Harris in 1993 (10).

🔴 Began the season with Triple-A Pawtucket...Recalled for 1st stint with the Red Sox on 4/8 and optioned back to the PawSox on 4/21...Recalled again on 5/6 and remained with Boston for the remainder of the season...Made 2 appearances for Pawtucket, both starts.

2010: Limited to just 10 games with the Yankees due to a strained lower back.

🔴 Held opponents to just a .208 clip (10-for-48) in his Major League outings, including .235 (4-for-17) vs. lefties and .194 (6-for-31) against right-handers...Retired 9 of 10 1st batters faced (90.0 percent).

🔴 Prevented 5 of 6 inherited runners from scoring, an 83.3 percent success rate.

🔴 Half of his outings were more than 1.0 inning...Held opponents scoreless in 7 of 10 appearances and did not surrender an earned run over final 7 games (8.0 IP).

🔴 Made 1st career Opening Day roster...Tossed 2.0 scoreless innings of relief on 4/6 at BOS to earn the win in the Yankees 1st victory of 2010.

🔴 Also picked up wins on 4/30 vs. CWS and 5/8 at BOS...Became just the 2nd pitcher since 1900 to record at least 3 wins in a season while pitching 12.0 innings or fewer (also the Mets Don Florence in 1995).

🔴 Collected a save in 5/5 win vs. BAL, retiring only batter faced...Was 2nd career save (also 7/5/09 vs. TOR).

🔴 Earned the win on 5/8 at BOS despite leaving the game with 2 outs in the 6th inning with a stiff lower back (1.0 IP, 2 H, 1K)...Placed on the 15-day disabled list on 5/12 with a strained lower back, missing the remainder of the season (131 games).

🔴 Attempted a rehab assignment with Triple-A Scranton/Wilkes-Barre and Double-A Trenton, working to a 6.17 ERA (8 ER/11.2IP) in 7 combined appearances (5 starts) from 8/10-30 before being shut down for the season.

2009: Led the Majors with 10 relief wins and was 4th among AL relievers with 80.2 IP.

🔴 Was just the 3rd Yankees rookie to reach double-digit wins in relief in 1 season, joining Ron Davis (14 wins in 1979) and Wilcy Moore (13 wins in 1927)...Since 1990, only 1 Yankees pitcher recorded as many wins in relief—Lee Guetterman (11, 1990).

🔴 Joined Ron Davis as the only Yankees rookies to win at least 8 of his 1st 9 decisions in 1 season over the last 50 years (Davis started 8-1 en route to a 14-2 record in 1979) (Elias).

🔴 Limited opponents to a .220 average (69-for-313), .212 (32-for-151, 3HR) vs. LHBs and .228 (37-for-162, 7HR) vs. RHB...Retired 37 of 43 1st batters faced as a reliever (86.0 percent).

🔴 Prevented 22 of 30 inherited runners from scoring (73.3 percent).

🔴 Tossed at least 2.0 frames in 24 of 42 relief outings (57.1 percent)...Made 8 relief appearances of at least 3.0 innings, holding opponents scoreless in 7 of those outings...Tossed at least 4.0 innings 3 times (5/4 vs. BOS, 7/5 vs. TOR and 8/10 vs. TOR).

🔴 Appeared in consecutive games 7 times, once following the All-Star break (7/20-21 vs. BAL).

🔴 Recalled from Triple-A Scranton/Wilkes-Barre on 5/4 and made 2009 debut that night in a 6-4 Yankees loss vs. BOS, allowing 4 hits and 2 earned runs while striking out a career-high 7 batters in a season-high 4.1 IP (2 BB/1 IBB, 1 HR, 1 HBP)...Were the most strikeouts by a Yankees reliever since Brian Boehringer fanned 7 batters in 3.1 IP of relief on 5/4/97 at SEA.

🔴 Tossed a perfect 11th inning to earn his 1st win of the season in the Yankees 6-4, walk-off victory on 5/16 vs. MIN (1.0 IP)...Also earned the win the following day on 5/17 vs. the Twins, tossing a perfect 10th inning (1.0 IP, 1 K) prior to Johnny Damon's walk-off home run...Entered 5/21 win vs. BAL with 2 outs and 2 runners on in the 1st inning after Joba Chamberlain was removed from the game with a bruised right knee...Tossed 3.1 scoreless innings (3 H, 1 BB, 1 K) to earn 3rd win over a span of 6 team victories from 5/16-21.

2011 AMERICAN LEAGUE SECOND-HALF LEADERS (minimum 40.0 IP decisions)

ERA

RK	PITCHER, TEAM	ERA
1.	Alfredo Aceves, BOS	1.77
2.	Doug Fister, SEA/DET	2.47
3.	C.J. Wilson, TEX	2.56
4.	Jeremy Hellickson, TB	2.64
5.	Ricky Romero, TOR	2.72

OPPONENT BATTING AVERAGE

RK	PITCHER, TEAM	AVG
1.	Alfredo Aceves, BOS	.189
2.	Ricky Romero, TOR	.193
3.	Justin Verlander, DET	.199
4.	Jeremy Hellickson, TB	.210
5.	Doug Fister, SEA/DET	.211

- 🔴 Over 17 appearances (1 GS) from 5/29-7/21, went 3-0 with 1 save and a 2.12 ERA (29.2 IP, 20 H, 7 ER, 6 BB, 23 K)...Earned 1st Major League save in 7/5 win vs. TOR, tossing 4.0 scoreless IP (1 H, 5 K)...Became 1st Yankee to record a 4.0-inning save since Orlando Hernandez on 6/28/02 vs. the Mets (4.0 IP).
- 🔴 Made only start of season in 7/9 win at MIN, recording a no-decision (3.1 IP, 4 H, 4 R/3ER, 1 BB, 1 HBP, 2 K, 1 HR).
- 🔴 Held opponents scoreless over final 4 outings beginning on 9/25 vs. BOS (7.1 IP, 3 H, 0 BB, 7 K).
- 🔴 Began season with Scranton/WB and was 2-0 with a 3.80 ERA in 4 starts at the time of his recall...Opponents were batting .202 (18-for-89).

POSTSEASON: Appeared in 4 postseason games, going 0-1 with a 4.15 ERA...Tossed a scoreless 10th inning in the Yankees 11-inning Game 2 win in the ALDS vs. MIN...Suffered the loss in Game 3 of the ALCS at LAA, allowing Jeff Mathis' walk-off RBI double.

2008: Made Major League debut with the Yankees and appeared in 6 games (4 starts) overall with the Big League club after signing a minor league contract with New York in March.

- 🔴 Held opponents to a .227 clip with the Yankees (25-for-110), including .238 (15-for-63, 3HR) vs. left-handers and .213 (10-for-47) vs. righties.
- 🔴 Selected to the 25-man active roster from Triple-A Scranton/Wilkes-Barre prior to 8/28 win vs. BOS...Made Major League debut in 8/31 loss vs. TOR, retiring all 6 of his batters faced (2.0 IP, 3 K).
- 🔴 Threw 5.0 IP of relief in 9/4 loss at TB (5 H, 1 ER, 2 BB, 4 K, 1 HR), the longest relief outing by a Yankee in 2008.
- 🔴 Made 1st Major League start on 9/9 at LAA, recording the win in a 7-1 Yankees victory...Allowed just 1 ER on 6 hits in 7.0 IP (0 BB, 2 K)...Became the 1st Yankee to earn the win in his 1st Major League start since Ian Kennedy on 9/1/07 vs. TB...Was the 1st Yankee to do so on the road since Tyler Clippard on 5/20/07 at the Mets...Joined Esteban Loaiza as the only Mexican-born pitchers to earn a win in their 1st start with the Yankees...Had held right-handed batters hitless in their 1st 15 ML AB against him until Robb Quinlan's 5th-inning single.
- 🔴 Started and threw 6.0 scoreless innings in 9/20 win vs. BAL but did not record a decision in the 2nd-to-last game at Yankee Stadium...Recorded an unassisted double play in the 1st inning, catching a pop-up on Adam Jones' bunt attempt then doubling Brian Roberts off second base by himself...According to Elias, it was the 1st unassisted double play by a Major League pitcher since Milwaukee's Dave Bush accomplished the feat on 6/23/07 vs. KC...Also recorded the 3rd out in the 1st inning to become the 1st pitcher to collect 3 putouts in 1.0 inning since 9/1/07 (Dan Haren w/ OAK vs. DET).
- 🔴 Was 8-6 with a 2.62 ERA in 25 games (23 GS) combined at Single-A Tampa, Double-A Trenton and Scranton/WB (140.2 IP, 111 H, 47 R/41 ER, 27 BB, 114 K)...Opponents combined to bat .217 (111-for-512).
- 🔴 Following the season, was ranked by *Baseball America* as the organization's 7th-best prospect and tabbed as having the "Best Change-up" among Yankees prospects.

2002-07: Traded by Toronto to Yucatan of the Mexican League (Triple-A) on 4/24/02...Spent 6 seasons in the league, pitching for Yucatan (2002-05) and Monterrey (2006-07).

- 🔴 Compiled a 34-23 record and a 4.06 ERA in 126 games (75 starts) between Yucatan and Monterrey.
- 🔴 With Yucatan in 2005, tossed league-leading 3 complete games and ranked 3rd in the circuit with 145.2 IP and 101 K.
- 🔴 Placed 4th in the league in 2007 with Monterrey with a .242 opponents average, allowing 11.51 base runners per 9.0 IP (5th-lowest average in the league).

2001: Began professional career with Toronto's Dominican Summer League team after signing as an international free agent in January.

PERSONAL

- 🔴 Married to Arley.
- 🔴 Father, Alfredo Sr., was a power-hitting first baseman in the Mexican League...Brother, Jonathan, played in the White Sox minor league system for 10 years (1997-2006).

IN THE COMMUNITY

In 1st season in Boston in 2011, Alfredo attended the Welcome Home Dinner, benefitting the Red Sox Foundation ...While with the Yankees, served as the honorary "Dean of Discipline" at P.S. 55, in the Bronx, on 6/16/09, joined by then-teammate Robinson Cano (who served as "Principal for a Day") as the pair met with a group of the school's highest performing students...After a night game during the Yankees HOPE Week 2009, accompanied Brian Cashman and played the guitar as the Yankees GM sang with a group of children from the XP Society on the field at Yankee Stadium...The XP Society supports children who have Xeroderma Pigmentosum, a rare genetic disorder that prevents individuals from going outdoors in daylight.

ALFREDO ACEVES' CAREER RECORD

YEAR	CLUB	W-L	ERA	G	GS	CG	SHO	SV	IP	H	R	ER	HR	HB	BB	SO	WP	BK
2001	DSL Blue Jays	2-1	3.10	10	1	0	0	1	29.0	29	13	10	1	1	3	24	3	0
2002	Yucatan	1-2	3.00	23	4	0	0	0	45.0	42	22	15	0	4	20	25	2	0
2003	Yucatan	1-1	3.35	27	2	0	0	1	43.0	49	17	16	3	4	18	29	3	0
2004	Yucatan	4-2	4.55	17	11	0	0	0	65.1	64	33	33	4	6	37	37	7	0
2005	Yucatan	9-8	4.32	22	21	3	0	0	145.2	155	77	70	12	10	44	101	7	0
2006	Monterrey	8-5	4.50	19	19	3	1	0	124.0	126	65	62	15	6	26	95	4	1
2007	Monterrey	11-5	3.64	18	18	1	0	0	106.1	96	46	43	6	7	33	70	3	2
2008	Tampa	4-1	2.11	8	8	0	0	0	47.0	32	16	11	1	1	8	37	2	0
	NY YANKEES	1-0	2.40	6	4	0	0	0	30.0	25	8	8	4	0	10	16	1	0
	Trenton	2-2	1.80	7	7	1	1	0	50.0	37	10	10	3	0	6	35	1	0
	Scranton/WB	2-3	4.12	10	8	0	0	0	43.2	42	21	20	6	1	13	42	0	0
2009	Scranton/WB	2-0	3.80	4	4	0	0	0	23.2	18	11	10	3	1	5	18	0	1
	NY YANKEES	10-1	3.54	43	1	0	0	1	84.0	69	36	33	10	5	16	69	0	0
2010	Scranton/WB	0-0	7.36	3	2	0	0	0	3.2	4	4	3	0	2	5	4	0	0
	NY YANKEES	3-0	3.00	10	0	0	0	1	12.0	10	5	4	1	1	4	2	0	0
	Trenton	0-0	5.63	4	3	0	0	0	8.0	10	5	5	1	0	1	7	0	0
2011	Pawtucket	0-1	5.63	2	2	0	0	0	8.0	6	6	5	0	1	4	6	0	0
	BOSTON	10-2	2.61	55	4	0	0	2	114.0	84	37	33	8	15	42	80	1	2
Major League Totals		24-3	2.93	114	9	0	0	4	240.0	188	86	78	23	21	72	167	2	2
Minor League Totals		12-8	3.13	48	35	1	1	1	213.0	178	86	74	15	7	45	173	6	1
Red Sox Totals		10-2	2.61	55	4	0	0	2	114.0	84	37	33	8	15	42	80	1	2
Mexican Lg. Totals		34-23	4.06	126	75	7	1	1	529.1	532	260	239	40	37	178	357	26	3

- 2001 Signed by the Toronto Blue Jays as an international free agent on 1/24
 2002 Acquired by Yucatan of the Mexican League along with LHP Manuel Camacho, RHP Juan Delgadillo and 3B Miguel Inzunza on 4/24
 2008 Signed by the New York Yankees as a minor league free agent on 3/10
 2011 Signed by the Boston Red Sox as a free agent on 2/9

DIVISION SERIES RECORD

YEAR	CLUB	W-L	ERA	G	GS	CG	SHO	SV	IP	H	R	ER	HR	HB	BB	SO	WP	BK
2009	NY Yankees vs. MIN	0-0	0.00	1	0	0	0	0	1.0	1	0	0	0	0	1	1	0	0

LEAGUE CHAMPIONSHIP SERIES RECORD

YEAR	CLUB	W-L	ERA	G	GS	CG	SHO	SV	IP	H	R	ER	HR	HB	BB	SO	WP	BK
2009	NY Yankees vs. LAA	0-1	13.50	2	0	0	0	0	1.1	3	2	2	0	0	2	0	0	0

WORLD SERIES RECORD

YEAR	CLUB	W-L	ERA	G	GS	CG	SHO	SV	IP	H	R	ER	HR	HB	BB	SO	WP	BK
2009	NY Yankees vs. PHI	0-0	0.00	1	0	0	0	0	2.0	1	0	0	0	0	0	1	1	0

CAREER FIELDING RECORD

YEAR	CLUB	POS	PCT.	G	GS	PO	A	E	TC	DP
2008	NY YANKEES	P	1.000	6	4	3	2	0	5	2
2009	NY YANKEES	P	.846	43	1	2	9	2	13	1
2010	NY YANKEES	P	1.000	10	0	0	2	0	2	0
2011	BOSTON	P	1.000	55	4	6	5	0	11	1
Career Totals			P .935	114	9	11	18	2	31	4

CAREER BATTING TOTALS

AVG.	G	AB	R	H	2B	3B	HR	RBI	SH	SF	HB	BB	SO	SB	CS	E
Major League Totals	.000	114	2	0	0	0	0	0	0	0	0	0	1	0	0	2

CAREER SINGLE-GAME HIGHS

INNINGS PITCHED	7.0, 9/9/08 for NYY at LAA (start) 5.0, 9/4/08 for NYY at TB (relief)
LOW-HIT COMPLETE GAME	None
STRIKEOUTS	7, 5/4/09 for NYY vs. BOS
HITS ALLOWED	8, 5/31/11 vs. CWS
RUNS ALLOWED	8, 5/31/11 vs. CWS
WALKS ALLOWED	6, 6/21/11 vs. SD
HOME RUNS ALLOWED	2, 3 times, last 7/19/11 at BAL
WINNING STREAK	12, 6/7/09-5/26/11
EJECTIONS	None

MATT ALBERS • 32 • RHP



FULL NAME: Matthew James Albers
BATS: Left **THROWS:** Right **HEIGHT:** 6-0 **WEIGHT:** 225
OPENING DAY AGE: 29
BORN: January 20, 1983 in Houston, TX
RESIDES: The Woodlands, TX
MAJOR LEAGUE SERVICE: 4 years, 141 days
ACQUIRED: Signed as a free agent on December 16, 2010
SIGNED BY: Rusty Pendergrass (Astros)
CONTRACT STATUS: Signed through 2012

CAREER HIGHLIGHTS

✦ In 2nd season with the Red Sox organization...Has pitched in the Majors in each of the last 6 seasons with Houston (2006-07) and Baltimore (2008-10).

✦ Ranks 2nd in the AL with 82 relief outings longer than 1.0 inning since joining Baltimore in 2008.

✦ Owns a 2.32 ERA (8 ER/31.0 IP) and a .181 opponent AVG (19-for-105) in 24 career outings against the Yankees, all in relief since 2008...Ranks 2nd in ERA and 1st in opponent AVG among all pitchers with at least 30.0 innings against NYY in that time.

2011: In 1st season with Boston, fanned career-high 9.46 batters per 9.0 innings (68 K's/64.2 IP), the 2nd-highest mark among qualifying club relievers (Papellbon, 12.17) and 15th best in the AL.

✦ Pitched in 56 games, matching his 2nd most in the Majors after 62 in 2010 with BAL.

✦ Entered August with 8 holds, a 2.09 ERA (10 ER/43.0 IP) and 43 strikeouts in his 1st 35 appearances of the season...Ranked 10th in the AL at that time in ERA among hurlers with at least 40.0 innings.

✦ Allowed runs in 11 of his 21 subsequent outings from 8/1 through the remainder of the season, posting a 9.97 ERA (24 ER/21.2 IP) in that time, but held opponents scoreless in 6 of his last 9 appearances beginning 9/4.

✦ Threw 13.1 scoreless innings in July, the most innings by any Major Leaguer with no runs allowed in the month...Also posted ERA's under 2.00 in April (1.50) and June (1.93).

✦ Tallied career-high 10-game/13.1-inning scoreless streak from 7/1-28...Went 8 scoreless outings from 6/4-24 (8.1 IP).

✦ Held opponents to a .228 clip (23-for-101) in road games with a 3.90 ERA (12 ER/27.2 IP) away from Boston...Had a 1.64 ERA (4 ER/22.0 IP) during day games.

✦ Struck out 2 or more batters in 6 straight outings from 7/5-25, his longest career streak as a reliever and matching the longest by any AL reliever in 2011 (also Alfredo Aceves, 8/13-27).

✦ Tied for 6th in the AL with 21 relief outings more than 1.0 inning...Threw a season-high 2.0 frames 9 times, including 4 such outings in May.

✦ Tallied holds in back-to-back scoreless outings on 9/19 vs. BAL (GM 2) (0.2 IP) and 9/20 vs. BAL (1.0 IP), snapping a season-high 21-game stretch without a hold since 7/20 at BAL.

✦ Placed on the 15-day DL on 4/8 (retro to 4/6) with a right latissimus strain...Activated on 4/21 after allowing 1 hit with 2 strikeouts over 2 rehab outings with Triple-A Pawtucket (3.0 IP).

✦ Threw 6.0 hitless and scoreless innings with 3 holds, 11 strikeouts and just 1 walk and 1 hit batter allowed over 5 relief outings against BAL, his former team.

✦ Allowed just a walk over 2.0 scoreless innings on 5/29 at DET (GM 1) for the win, his 1st victory with Boston.

✦ Earned 3rd win with 2.0 scoreless IP on 7/5 vs. TOR...Relieved Jon Lester (left latissimus strain) to start the 5th inning and threw 1.2 hitless frames before allowing a 2-out single in the 6th (Jose Bautista), Toronto's 1st hit of the game.

✦ Yielded a solo home run to Garrett Jones over 0.2 IP on 6/25 vs. PIT...The homer snapped a career-long stretch of 60 games and 77.0 IP without allowing a long ball beginning 6/13/10...The 77.0 innings had been the longest active homerless streak by an AL reliever.

✦ Matched career relief-high for the 5th and 6th times with 4 K's on 7/8 vs. BAL (2.0 IP) and 9/4 vs. TEX (1.2 IP).

2010: Led the Orioles with a career-high 62 appearances, all in relief.

✦ Ranked 3rd among AL relievers with 75.2 innings pitched...Also finished among AL relief qualifiers in winning percentage (4th, .625, 5-3) and ground ball/fly ball ratio (10th, 2.12).

✦ Tossed more than 1.0 inning on 25 occasions, tops among AL relievers and 3rd in the Majors...His 75.2 innings set a career relief high.

Also set a career best with 5 wins, tied for 9th among AL relievers...All 3 losses came in his 1st 10 appearances through 4/24, over which he posted a 9.35 ERA (9 ER/8.2 IP)...Compiled a 3.90 ERA (29 ER/67.0 IP) throughout the remainder of the season with a 5-0 record, his longest career winning streak...Was victorious in back-to-back outings for the 1st time in his career, 4/30 and 5/2 vs. BOS.

Held opponents to a .269 average (78-for-290), including a .250 mark (43-for-172) against right-handed hitters.

Pitched to a 3.88 ERA (28.2 ER/65.0 IP) in 50 contests against teams that ended the season with a record of .500 or better...Made just 12 appearances against teams that finished the year with a losing record.

Posted a 3.52 ERA (9 ER/23.0 IP) over his last 19 games beginning 8/7, including a 0.68 mark (1 ER/13.1 IP) in a 12-game stretch, 8/7-9/7.

Set season-highs with 3.1 innings and 4 strikeouts (tied), 7/19 vs. TB...Also had 4 K's on 7/26 at TOR.

Pitched to a 1.93 ERA (4 ER/18.2 IP) in 10 July games, 4th among AL hurlers in that time (min. 13.0 IP) and 2nd among relievers after Tampa Bay's Joaquin Benoit (0.59).

2009: Made 56 relief outings for the Orioles in his 1st Major League season pitching exclusively out of the bullpen.

Had 4 stints at the Major League level, from the start of the season through 4/11, 4/15-28, 5/22-8/17 and 9/1 through the end of the season.

Went a season-high 2.1 innings twice, 7/10 vs. TOR and 7/29 vs. KC...Struck out a season-high 3 batters on 2 occasions, 6/24 at FLA and 9/22 at TOR.

Owned a 1-3 record with a 3.58 ERA (15 ER/37.2 IP) in the 1st half but went 2-3 with a 7.98 ERA (26 ER/29.1 IP) after the All-Star break...Pitched to a 2.12 ERA (7 ER/29.2 IP) in a 21-game stretch from 6/5-7/31.

Allowed just 1 earned run over 9 Interleague games for a 0.84 ERA (10.2 IP)...Posted a 1.42 ERA (1 ER/6.1 IP) in 5 games against NYY.

Also appeared in 10 games for Triple-A Norfolk, going 1-0 with a 5.68 ERA (8 ER/12.2 IP) and 12 strikeouts.

2008: Pitched to a career-best 3.49 ERA (19 ER/49.0 IP) over 28 games (3 starts) in his 1st season with the Orioles.

Was on a Major League Opening Day roster for the 1st time.

Left start on 6/25 at CHI after 0.1 innings with discomfort in his right shoulder...Placed on 15-day DL on 6/26 with right shoulder inflammation and missed remainder of the season...Transferred to 60-day disabled list on 8/20.

Totaled 2.0 scoreless innings over 2 rehab appearances for Short-A Aberdeen in September.

Held opponents to 1 earned run or less in 24 of his 25 relief appearances, including 15 scoreless games out of the bullpen...Overall, compiled a 2.63 ERA (11 ER/37.2 IP) in relief compared to a 6.35 (8 ER/11.1 IP) mark in 3 starts.

2007: Set career-highs in starts (18), innings (110.2), strikeouts (71) and losses (11) in 31 contests over 2 stints with Houston.

Began the season at Triple-A Round Rock before being called up to Houston on 4/17...Started 7 games for the Astros from 4/20-5/23 and was optioned to Round Rock on 5/24...Was recalled on 6/28 and remained in the Majors for the remainder of the season.

Overall, went 2-3 with a 3.74 ERA (22 ER/53.0 IP) in 9 starts over 2 stints at Triple-A...Fanned a season-high 10 batters in a 9.0-inning, complete-game victory at Sacramento on 6/3.

Ranked 8th among NL rookies in innings pitched and strikeouts.

Finished 6th in the NL (min. 100 batters faced) with a .184 opponent batting average (23-for-125) with 2 outs.

Earned his 1st Major League victory in his 8th career appearance (6th start), 5/5 at STL, with a career-high, 7.1 shutout innings.

Picked up his 2nd career win, 1st in relief, on 7/3 vs. PHI with scoreless 12th and 13th innings.

Pitched to a 3.63 ERA (7 ER/17.1 IP) in 10 July outings (1 start).

Finished the season with 9 consecutive starts beginning 8/14...Recorded a career-high 8 strikeouts over 5.0 innings in his final start of the season, 9/28 vs. ATL.

Traded from Houston to Baltimore with OF Luke Scott, RHP Dennis Sarfate, LHP Troy Patton and minor league 3B Mike Costanzo in exchange for SS Miguel Tejada on 12/12.

2006: Pitched in 4 games, including 2 starts, for Houston in his 1st Major League action.

Began the season at Double-A Corpus Christi and was named Texas League Pitcher of the Year after going 10-2 with a 2.17 ERA (28 ER/116.0 IP) in 19 starts.

Was promoted straight to Houston on 7/21...At the time, was leading the Texas League in wins (10) and ERA (2.17) and ranked 3rd with 95 strikeouts.

Won 5 consecutive starts on 2 occasions with Corpus Christi, 4/18-5/9 and 6/6-7/2...Went 5-0 with a 1.86 ERA (10 ER/48.1 IP) and 48 K's over his last 8 Double-A starts, 6/6-7/18.

- ♣ Made his Major League debut on 4/25 vs. CIN...Entered in the 9th inning and got a fielder's choice out after allowing a double to his 1st batter faced, Scott Hatteberg.
- ♣ Made his 1st Big League start on 8/3 at SD, allowing 5 runs in 5.0 IP to suffer the loss.
- ♣ Was optioned to Triple-A Round Rock on 8/4 and recalled on 9/1, but was optioned back to make a playoff start for the Express on 9/7...Recalled on 9/16 and made his 2nd Big League start on 9/19 vs. CIN, allowing 5 runs in 4.2 IP to take the loss.
- ♣ Following the season, went 0-1 with a 3.94 ERA (7 ER/16.0 IP) in 6 starts for Mesa of the Arizona Fall League.

2005: Spent most of the season in the starting rotation at High-A Salem, finishing tied for 4th in the Carolina League with a team-high 146 strikeouts.

- ♣ Ranked 4th among qualifying league starters with 8.65 strikeouts per 9.0 innings (138 K's/143.2 IP) in that role.
- ♣ Finished 5-1 with a 3.06 ERA (17 ER/50.0 IP) over his last 8 starts from 7/28-9/3, including 8.0 shutout innings in his final start of the season, a 9/3 win vs. Lynchburg.
- ♣ Struck out a season-high 10 batters twice, 5/31 at Frederick and 8/18 at Kinston.

2004: Led Single-A Lexington and ranked 9th in the South Atlantic League with a 3.31 ERA (41 ER/111.1 IP).

- ♣ Was named a SAL All-Star.
- ♣ Struck out 11.32 batters per 9.0 innings (140 K's/111.1 IP).
- ♣ Tossed back-to-back scoreless 6.0-inning starts on 4/23 and 4/29 to earn SAL Pitcher of the Week honors for 4/23-29...Posted a 0.82 ERA (2 ER/22.0 IP) in April en route to club's Pitcher of the Month Award.
- ♣ Was rated the No. 6 prospect in the Houston system by *Baseball America*.

2003: Led the New York-Penn League with 94 strikeouts and ranked 2nd in the circuit with 86.1 innings pitched for Short-A Tri-City.

- ♣ Struck out 9.80 batters per 9.0 innings.
- ♣ Was rated as the No. 9 prospect in the Houston organization by *Baseball America*.

2002: Made 13 starts in his pro debut with Rookie-level Martinsville.

- ♣ Averaged 10.86 strikeouts per 9.0 innings (72 K's/59.2 IP).

PERSONAL

- ♣ Married to Tara.
- ♣ Played baseball for Clements High School in hometown of Sugar Land, TX.
- ♣ Attended San Jacinto (TX) Junior College where he was a member of the baseball team.

IN THE COMMUNITY

In 1st season in Boston in 2011, Matt attended the Welcome Home Dinner and Picnic in the Park, both benefitting the Red Sox Foundation, posed with fans during the Red Sox On-Field Photo Day and spoke at a BoSox Club Luncheon... Also played in the Children's Hospital of Southwest Florida Celebrity Golf Classic during Spring Training in Fort Myers...During the 2009-10 seasons, with his wife, Tara, spearheaded efforts for the Baltimore Orioles pet calendar which featured photos of Orioles players with their pets...Proceeds from the calendar sale, which reached \$50,000 and sold out both years, were donated to the Maryland Society for the Prevention of Cruelty to Animals.

MATT ALBERS' CAREER RECORD

YEAR	CLUB	W-L	ERA	G	GS	CG	SHO	SV	IP	H	R	ER	HR	HB	BB	SO	WP	BK
2002	Martinsville	2-3	5.13	13	13	0	0	0	59.2	61	38	34	2	7	38	72	5	1
2003	Tri-City	5-4	2.92	15	14	0	0	0	86.1	69	37	28	1	5	25	94	4	1
2004	Lexington	8-3	3.31	22	21	0	0	0	111.1	95	51	41	3	6	57	140	11	0
2005	Salem	8-12	4.66	28	27	0	0	0	148.2	161	86	77	15	8	62	146	7	0
2006	Corpus Christi	10-2	2.17	19	19	0	0	0	116.0	96	40	28	4	12	47	95	9	0
	HOUSTON	0-2	6.00	4	2	0	0	0	15.0	17	10	10	1	0	7	11	0	0
	Round Rock	2-1	3.96	4	4	0	0	0	25.0	24	11	11	2	2	10	26	0	0
2007	Round Rock	2-3	3.74	9	9	1	0	0	53.0	50	28	22	6	2	22	43	3	0
	HOUSTON	4-11	5.86	31	18	0	0	0	110.2	127	77	72	18	7	50	71	7	0
2008	Aberdeen	0-0	0.00	2	0	0	0	0	2.0	1	0	0	0	0	1	4	0	0
	BALTIMORE	3-3	3.49	28	3	0	0	0	49.0	43	21	19	4	2	22	26	1	0
2009	Norfolk	1-0	5.68	10	0	0	0	0	12.2	19	11	8	1	0	5	12	2	0
	BALTIMORE	3-6	5.51	56	0	0	0	0	67.0	80	43	41	3	2	36	49	3	0
2010	BALTIMORE	5-3	4.52	62	0	0	0	0	75.2	78	41	38	6	2	34	49	2	0
2011	Pawtucket	0-0	0.00	2	0	0	0	0	3.0	1	0	0	0	0	0	2	0	0
	BOSTON	4-4	4.73	56	0	0	0	0	64.2	62	35	34	7	5	31	68	2	0
Major League Totals		19-29	5.04	237	23	0	0	0	382.0	407	227	214	39	18	180	274	15	0
Minor League Totals		38-28	3.63	124	107	1	0	0	617.2	577	302	249	34	42	267	634	41	2
Red Sox Totals		4-4	4.73	56	0	0	0	0	64.2	62	35	34	7	5	31	68	2	0

2001 Selected by the Houston Astros in the 23rd round of the First-Year Player Draft (signed 5/31/02)

2007 Acquired by the Baltimore Orioles with 3B Mike Costanzo, LHP Troy Patton, RHP Dennis Sarfate and OF Luke Scott for SS Miguel Tejada on 12/12

2010 Signed by the Boston Red Sox as a free agent on 12/16

CAREER FIELDING RECORD

YEAR	CLUB	POS	PCT.	G	GS	PO	A	E	TC	DP
2006	HOUSTON	P	1.000	4	2	4	4	0	8	1
2007	HOUSTON	P	.952	31	18	7	13	1	21	2
2008	BALTIMORE	P	1.000	28	3	5	6	0	11	0
2009	BALTIMORE	P	1.000	56	0	4	6	0	10	0
2010	BALTIMORE	P	.955	62	0	6	15	1	22	3
2011	BOSTON	P	.900	56	0	1	8	1	10	0
Career Totals			P .963	237	23	27	52	3	82	6

CAREER BATTING TOTALS

	AVG.	G	AB	R	H	2B	3B	HR	RBI	SH	SF	HB	BB	SO	SB	CS	E
Major League Totals	.059	237	34	0	2	0	0	0	0	3	0	0	0	21	0	0	3

CAREER SINGLE-GAME HIGHS (IN RELIEF)

INNINGS PITCHED	5.0, 7/27/06 for HOU vs. CIN
STRIKEOUTS	4, 6 times, last 9/4/11 vs. TEX
HITS ALLOWED	6, 5/24/08 for BAL at TB
RUNS ALLOWED	6, 5/21/11 vs. CHC
WALKS ALLOWED	3, 3 times, last 9/25/09 for BAL at CLE
HOME RUNS ALLOWED	2, 9/2/11 vs. TEX
EJECTIONS	None



FULL NAME: Lars Eric Anderson
BATS: Left **THROWS:** Left **HEIGHT:** 6-5 **WEIGHT:** 195
OPENING DAY AGE: 24 (Turns 25 on September 25)
BORN: September 25, 1987 in Oakland, CA
RESIDES: Fair Oaks, CA
MAJOR LEAGUE SERVICE: 44 days
ACQUIRED: Selected in the 18th round of the 2006 First-Year Player Draft
SIGNED BY: Blair Henry (Red Sox)
CONTRACT STATUS: Signed through 2012

CAREER HIGHLIGHTS

- 🔴 Has played in 24 career Major League games, all with Boston over the last 2 seasons.
- 🔴 In 6th season in the Red Sox organization, 4th straight year going to Major League Spring Training camp.
- 2011: For a 2nd straight year saw Major League action with Boston as a September call-up.**
- 🔴 Was recalled to Boston on 9/13 and played in 6 Big League games through the conclusion of the season, all at 1st base...Went 0-for-5 at the plate with 2 runs scored.
- 🔴 Made 1st ML appearance of the year 9/13 vs. TOR as a pinch-runner for Adrian Gonzalez in the 8th inning.
- 🔴 Spent the entire minor league season at Triple-A Pawtucket, hitting .265 (130-for-491) with 31 doubles, 2 triples, 14 homers, 78 RBI and 65 runs in 136 games...Stole a career-high 5 bases in as many attempts.
- 🔴 Led the International League and topped Sox farmhands with 80 walks...Paced Pawtucket and ranked among IL leaders in games (T-3rd), at-bats (4th), hits (T-8th), doubles (T-8th), RBI (T-7th) and total bases (T-14th, 207).
- 🔴 Topped IL 1st basemen in games (132) and double plays (123) at the position.
- 🔴 Tied for 5th in the IL with 23 RBI in July and tied for 7th in the month with 6 homers...Hit .288 (30-for-104) with a .910 OPS, his best marks of any full month...Notched 8 multi-hit and 6 multi-RBI efforts in July.
- 🔴 Hit .333 (13-for-39) with a home run and 7 RBI over his final 12 tilts with PawSox...Hit a pair of grand slams, both at McCoy Stadium, 7/16 vs. Durham and 8/6 vs. Buffalo.
- 🔴 Went deep in both ends of a doubleheader on 5/18 at Columbus...Also homered in back-to-back tilts on 6/3-4 at Durham, 7/3 vs. Scranton/Wilkes-Barre and 7/4 at Rochester and 8/5-6 vs. Buffalo.
- 🔴 Went 2-for-10 (.200) with a double, a homer and 2 RBI in 3 playoff games for the PawSox.
- 2010: Made Major League debut as a September call-up after playing most of the year with Triple-A Pawtucket.**
- 🔴 Selected from Pawtucket on 9/6 and appeared in 18 games with the Sox, all at 1st base, including 11 starts.
- 🔴 Went 0-for-4 in his ML debut, a start at 1st base on 9/6 vs. TB...At 22 years, 346 days old, became the youngest Red Sox to appear at the position since Cecil Cooper at 22 years, 289 days old on 10/4/72 at DET.
- 🔴 Reached base safely in 10 of 15 Big League games with a plate appearance...Notched 1st ML hit on 9/8 vs. TB, a single off Matt Garza in the 4th inning...Collected 1st RBI later in that game with a run-scoring single in the 7th.
- 🔴 Combined to hit .274 (129-for-471) with 37 doubles, 3 triples, 15 home runs, 69 RBI and 62 runs scored in 130 games between Double-A Portland and Triple-A Pawtucket...Ranked 5th among all Sox farmhands in homers.
- 🔴 Promoted to the PawSox on 4/29 for his 1st Triple-A action...Led the club with a .330 AVG (31-for-94) in his last 25 games beginning 8/10...Tallied 8 doubles, 1 triple, 3 home runs and 16 RBI during that time.
- 🔴 Earned Red Sox Minor League Defensive Player of the Month for August/September.
- 2009: Named to the Eastern League All-Star Team in his 1st full season at the Double-A level.**
- 🔴 Reached base safely in 90 of his 119 games with Portland...Appeared in 95 games at 1st base and 24 at DH.
- 🔴 Hit .272 (81-for-298) with 8 homers and 42 RBI in 79 games prior to the All-Star break...Batted .154 (23-for-149) with 1 home run and 9 RBI in 40 games after.
- 🔴 Belted 8 of his 9 home runs in 64 games through 6/28, but did not go deep again until 8/27, a span of 155 at-bats...Hit a pair of roundtrippers on 5/16 at New Britain (GM 1).
- 🔴 Had 4 hits on 4/18 at Binghamton (4-for-6) and 6/3 vs. Binghamton (4-for-5)...Set a Double-A career high with 5 RBI on 4/26 vs. Connecticut.
- 🔴 After the season, named 4th-best prospect in the club's minor league system according to *Baseball America*, the 3rd-best position player...Also ranked as the organization's Best Power Hitter for the 3rd consecutive year.

2008: Named Red Sox Minor League Offensive Player of the Year in just his 2nd professional season, splitting the season between Single-A Lancaster and Double-A Portland.

- ✦ Ended the year ranked as the No. 1 prospect in the Boston system by *Baseball America* and named the organization's Best Hitter for Average and Power in the publication's Best Tools survey...Also tabbed the No. 3 prospect in the California League and No. 4 prospect in the Eastern League according to *Baseball America*.
- ✦ Ranked among Sox farmhands in AVG (3rd, .317) and RBI (T-4th, 80) while also combining for 18 homers.
- ✦ Appeared in 77 games for Lancaster to begin the season...Ranked 7th in the California League with a .317 clip (97-for-306) at the time of 7/16 promotion to Portland...Hit .395 (34-86) against Cal League lefties.
- ✦ Posted career-high, 16-game hit streak with Lancaster 5/15-6/13, batting .464 (32-69) with 2 homers and 17 RBI.
- ✦ Reached base safely in 36 of 41 games with the Sea Dogs, including 20 straight from 7/30-8/20.
- ✦ Named Eastern League Player of the Week for 8/11-17 after going 10-for-21 (.476) with 2 homers and 6 RBI...Knocked grand slams on 8/5 at Reading and 8/14 vs. Altoona and was 2nd in the EL with 26 RBI in August.
- ✦ Hit .182 (2-11) with a home run and an RBI in 3 playoff games with Portland.

2007: Split 1st professional season between Single-A Greenville and Lancaster.

- ✦ After the season, rated the No. 3 prospect in the Red Sox farm system, the No. 2 position player, according to *Baseball America*...Also named by the publication as the organization's Best Hitter for Average and for Power.
- ✦ Finished tied for 5th in the South Atlantic League with 71 walks at Greenville and tied for 6th with 35 doubles.
- ✦ Earned Red Sox Minor League Quality Plate Appearances Award in April (with Iggy Suarez) and May...In April, hit .314 (27-for-86) with 11 walks and a .392 OBP...Hit .320 (32-for-100) with 18 walks and a .424 OBP in May.
- ✦ Posted season-high, 11-game hitting streak from 5/8-20, batting .442 (19-for-43) with 2 homers and 9 RBI.
- ✦ Hit safely in 18 of final 21 games with Greenville from 7/30-8/22, batting .320 (24-for-75) over that stretch to earn a promotion to Lancaster on 8/23...Reached base safely in 9 of 10 games with the JetHawks.
- ✦ Went 3-for-12 (.250) with a homer, 3 runs and 2 RBI in 4 playoff games against Lake Elsinore.

PERSONAL

- ✦ Hit .423 (33-for-78) with 14 homers, 33 RBI, 39 runs and a .574 on-base percentage in 29 games during his senior year at Jesuit (CA) High School...Also played basketball in high school.
- ✦ Played for USA Baseball's junior national team in 2005...Hit .464 with 11 RBI in 8 games, helping Team USA win a silver medal in the Pan American Championship in Mexico.
- ✦ Participated in the 2009 Red Sox Rookie Development Program.

IN THE COMMUNITY

During Spring Training in 2010 and 2011, Lars participated in the "Dancing with the New Stars" event...In 2010, also played in the Children's Hospital of Southwest Florida Celebrity Golf Classic in Fort Myers...After call-up to Boston in 2010, took part in a fan/player photo session and greeted fans at the gates during a home game in September.

LARS ANDERSON'S CAREER RECORD

YEAR	CLUB	AVG.	G	AB	R	H	2B	3B	HR	RBI	SH	SF	HB	BB	SO	SB	CS	E
2007	Lancaster	.343	10	35	13	12	2	0	1	9	0	1	0	11	9	0	0	0
	Greenville	.288	124	458	69	132	35	3	10	69	0	2	2	71	112	2	4	10
2008	Portland	.316	41	133	27	42	13	0	5	30	0	1	0	29	43	1	0	3
	Lancaster	.317	77	306	58	97	19	1	13	50	0	3	3	46	64	0	0	6
2009	Portland	.233	119	447	50	104	23	0	9	51	0	1	1	63	114	2	0	10
2010	Portland	.355	17	62	13	22	5	0	5	16	0	2	0	7	16	1	1	1
	Pawtucket	.262	113	409	49	107	32	3	10	53	0	3	6	44	109	2	2	9
	BOSTON	.200	18	35	4	7	1	0	0	4	0	1	0	7	8	0	0	0
2011	Pawtucket	.265	136	491	65	130	31	2	14	78	0	3	3	80	120	5	0	9
	BOSTON	.000	6	5	2	0	0	0	0	0	0	0	0	3	0	0	0	1
Major League Totals		.175	24	40	6	7	1	0	0	4	0	1	0	7	11	0	0	1
Minor League Totals		.276	637	2341	344	646	160	9	67	356	0	16	15	351	587	13	7	48
Red Sox Totals		.175	24	40	6	7	1	0	0	4	0	1	0	7	11	0	0	1

2006 Signed by the Boston Red Sox as an 18th-round selection (club's 22nd pick) in the First-Year Player Draft

ADDITIONAL BATTING STATISTICS

YEAR	CLUB	OBP	SLG	OPS	TB	GDP
2010	BOSTON	.326	.229	.554	8	1
2011	BOSTON	.000	.000	.000	0	0
Major League Totals		.292	.200	.492	8	1

LARS ANDERSON, CONTINUED

CAREER FIELDING RECORD

YEAR	CLUB	POS	PCT.	G	GS	PO	A	E	TC	DP
2010	BOSTON	1B	1.000	18	11	96	9	0	105	9
2011	BOSTON	1B	.938	6	0	12	3	1	16	1
Career Totals		1B	.992	24	11	108	12	1	121	10

SINGLE-GAME HIGHS

HITS	2, 9/8/10 vs. TB
DOUBLES	1, 9/13/10 at SEA
HOME RUNS	None
RBI	1, 4 times, last 10/3/10 vs. NYY
RUNS SCORED	1, 6 times, last 9/19/11 vs. BAL (G2)
WALKS	1, 7 times, last 10/2/10 vs. NYY (G2)
STRIKEOUTS	2, 9/6/10 vs. TB
STOLEN BASES	None
HITTING STREAK	3, 9/13/10-9/21/10
EJECTIONS	None

HOME RUN NOTES

MULTI-HOME RUN GAMES (0)
LEADOFF HOME RUNS (0)
GRAND SLAMS (0)
PINCH-HIT HOME RUNS (0)
EXTRA-INNING HOME RUNS (0)
GAME-ENDING HOME RUNS (0)
INSIDE-THE-PARK HOME RUNS (0)

HOW THEY WERE OBTAINED — 2012 RED SOX 40-MAN ROSTER

Amateur Draft Picks (13): Anderson (2006-18th round), Bard (2006-1st round), Bowden (2005-compensation round), Britton (2007-23rd round), Buchholz (2005-compensation round), Ellsbury (2005-1st round), Exposito (2005-31st round), Kalish (2006-9th round), Lavarnway (2008-6th round), Lester (2002-2nd round), Middlebrooks (2007-5th round), Pedroia (2004-2nd round), Youkilis (2001-8th round)


By Trade (10): Aviles (From Royals, July 2011), Bailey (From Athletics, Dec. 2011), Beckett (From Marlins, Nov. 2005), Carpenter (From Cubs, Feb. 2012), Gonzalez (From Padres, Dec. 2010), Melancon (From Astros, Dec. 2011), Morales (From Rockies, May 2011), Mortensen (From Rockies, Jan. 2012), Saltalamacchia (From Rangers, July 2010), Sweeney (From Athletics, Dec. 2011)

Free Agents (12): Aceves (Feb. 2011), Albers (Dec. 2010), Crawford (Dec. 2010), Hill (June 2010), Jenks (Dec. 2010), Lackey (Dec. 2009), McDonald (Nov. 2009), Miller (Dec. 2010), Ortiz (Jan. 2003), Punto (Dec. 2011), Ross (Jan. 2012), Shoppach (Dec. 2011)

Via MLB-NPB Posting System (1): Matsuzaka (Dec. 2006)

International Free Agent (6): Doubront (July 2004), Iglesias (Sept. 2009), Lin (June 2007), Pimentel (July 2006), Tazawa (Dec. 2008), Tejeda (July 2006)

SCOTT ATCHISON • 48 • RHP



FULL NAME: Scott Barham Atchison

BATS: Right **THROWS:** Right **HEIGHT:** 6-2 **WEIGHT:** 200

OPENING DAY AGE: 36

BORN: March 29, 1976 in Denton, TX

RESIDES: Keller, TX

MAJOR LEAGUE SERVICE: 2 years, 168 days

ACQUIRED: Signed as a free agent on December 2, 2009

SIGNED BY: Des Hamilton (Mariners)

CONTRACT STATUS: Signed through 2012

NON-ROSTER INVITEE

CAREER HIGHLIGHTS

✦ In his 3rd straight season with the Red Sox organization...Has a 4.08 ERA (41 ER/90.1 IP) in 60 games (1 start) with Boston over the last 2 seasons, his 1st in the United States since 2007 with the Giants organization.

✦ Pitched for the Hanshin Tigers of Japan's Central League from 2008-09...Compiled a 12-9 record with a 2.77 ERA (60 ER/194.2 IP), 166 strikeouts and 46 walks in 117 career outings (12 starts) with Hanshin.

✦ Has also seen Major League action out of the bullpen with the Mariners (2004-05) and Giants (2007).

✦ Issued just 39 walks in 165.0 combined innings between Triple-A Pawtucket and Boston over the last 2 seasons, including just 14 free passes over 74.2 innings at the Triple-A level in that time.

2011: Posted a career-best 3.26 ERA (11 ER/30.1 IP) in 17 appearances over 6 stints with the Red Sox in his 2nd season in the organization.

✦ Of his 17 Major League outings, 10 lasted more than 1.0 IP, including at least 3.0 IP on 3 occasions.

✦ Posted a 2.30 ERA (4 ER/15.2 IP) in 4 games against AL East opponents.

✦ Held batters to a .224 AVG (13-for-58) with runners on base and a .250 clip (4-for-16) with 2 outs and RISP.

✦ Did not allow a homer with Boston...Has gone a career-high 20 games (33.0 IP) since surrendering his last Major League long ball on 9/24/10 at NYY (Alex Rodriguez).

✦ Did not issue more than 1 walk in any of his 53 outings between Boston and Pawtucket.

✦ Began the season with Triple-A Pawtucket before 5/5 recall to Boston and made 1st ML appearance of the season that day, tossing a career-high 67 pitches and 3.2 innings vs. LAA.

✦ Gave up runs in his 1st 2 outings with Boston but held opponents scoreless in 10 of his last 15 appearances beginning 5/20...Posted a 2.52 ERA (7 ER/25.0 IP) with a .241 opponent AVG (21-for-87) in that time.

✦ Collected 1st career save 5/20 vs. CHC with 3.0 hitless and scoreless innings, matching his longest career outing without allowing a run for the 4th time...Marked the 1st save of at least 3.0 IP by a Sox hurler since Bronson Arroyo on 8/25/03 vs. SEA (3.0 IP) and the 1st of 3 such saves for Boston this season (Alfredo Aceves, 2).

✦ Stranded each of his last 6 inherited runners dating back to 6/3, including all 5 inherited over his last 4 outings...Allowed just 4 of 10 inherited runners to score overall.

✦ Did not allow a run over his last 6 outings (9.1 IP), lowering his ERA from 4.71 to 3.26...The 9.1-inning scoreless streak was the longest of his career...Those 6 appearances came in an 11-day span from 9/15-25.

✦ Combined for 4.2 innings without a run from 9/18-20, pitching on 3 consecutive days for the 2nd time in his ML career, also 8/3-5/04 with SEA.

✦ Made his final appearance of the season with 1.1 scoreless innings in Game 1 of a 9/25 doubleheader at NYY...Left the game due to a right groin strain.

✦ In 36 games with Triple-A Pawtucket (1 start), went 6-2 with 5 saves, 5 holds and a 2.64 ERA (18 ER/61.1 IP)...Did not allow an earned run in 26 of his 36 Triple-A outings.

✦ With the PawSox, recorded 8 times more strikeouts (72) than walks (9)...Led club with a 0.96 WHIP (min. 55.0 IP).

2010: Reached career highs with 43 appearances (1 start) and 60.0 innings pitched over 4 stints with the Red Sox in 1st season with the club...Recorded a career-high 7 holds and tied career marks for wins (2), losses (3) and games finished (8).

✦ After the season, was named the Sox Unsung Hero by the Boston Chapter of the BBWAA.

✦ Allowed just 21.9 percent of inherited runners to score (7 of 32), tops among Sox relievers and 8th in the AL.

✦ Threw more than 1.0 inning in 24 of 42 relief outings with a 2.14 ERA (11 ER/46.1 IP) in those tilts...Went at least 2.0 frames 13 times and a career-high tying 3.0 twice out of the bullpen.

- ❖ Held right-handers to a .220 clip (27-for-123) compared to .290 (31-for-107) against lefties...Limited opponents to a .213 average with 2 outs (16-for-75), .180 with runners in scoring position (11-for-61), .200 with RISP and 2 outs (6-for-30), and .100 with the bases loaded (1-for-10).
- ❖ Made 1st career Opening Day roster...Sox debut came on 4/6 vs. NYY, his 1st Major League action since 9/29/07 for SF at LAD.
- ❖ Yielded the 1st homer at Minnesota's new Target Field on 4/12, a solo shot to Jason Kubel in the 7th inning.
- ❖ Made 1st career start on 6/12 vs. PHI after Daisuke Matsuzaka was scratched (right forearm strain)...Tied career high with 3.0 IP and yielded 2 runs on 2 hits and a walk with 2 K's but did not decide in the Sox 10-2 win.
- ❖ Relieved injured Clay Buchholz (left hamstring) in the 2nd inning on 6/26 at SF and tossed 2.1 innings of 1-run ball, earning 1st ML win since 8/31/04 for Seattle at TOR.
- ❖ Posted best single-month ERA in July, going 1-0 with a 2.92 mark (4 ER/12.1 IP) over 8 games...Did not allow an earned run over 9.1 innings from 7/6-23 (5 games), the longest such stretch of his career.
- ❖ Struck out the Angels Erick Aybar on 8/19 to record 100th career strikeout.
- ❖ Gave up 7 unearned runs, 2nd-most in the AL and the most by a Red Sox reliever since Rob Stanifer surrendered 8 in 2000...Gave up 5 unearned runs (0 ER) over 2.0 innings on 8/4 vs. CLE, the most allowed in a game by a Red Sox pitcher since Javier Lopez also yielded 5 unearned runs on 7/14/06 vs. OAK.
- ❖ Made 11 relief appearances over 3 stints with Triple-A Pawtucket, going 1-0 with a 4.05 ERA (6 ER/13.1 IP) and 17 strikeouts...Held opponents scoreless in 8 of the 11 outings with the PawSox.
- 2009: Tallied a 1.70 ERA (17 ER/90.0 IP) and went 5-3 in 75 games with the Hanshin Tigers.**
- ❖ Had 81 K's compared to 20 walks...Collected 30 holds...4th in ERA among Central League set-up relievers.
- 2008: Went 7-6 with a 3.70 ERA (43 ER/104.2 IP) in 42 appearances (12 starts) for Hanshin.**
- ❖ Struck out 85 and walked 26 batters.
- 2007: Made 22 relief appearances over 2 stints with SF...1st Major League action since 2005.**
- ❖ Selected to the Giants roster on 7/4...Tossed 4.0 scoreless frames over 3 outings before being optioned back to Triple-A Fresno on 7/8...Marked 1st ML stint since pitching with Seattle in 2005.
- ❖ Recalled back to SF on 8/6 for the remainder of the campaign...Did not yield a run over final 7 games (8.2 IP), 9/15-29...Threw a season-high 3.0 innings on 9/18 at ARI.
- ❖ Held batters to a .218 AVG (44-for-202) in 38 games (1 start) overall with Fresno.
- ❖ Signed by the Red Sox as a minor league free agent on 12/7 and released on 12/21.
- 2006: Last season in the Mariners chain, made 30 relief appearances for Triple-A Tacoma.**
- ❖ Missed time on the disabled list with a right elbow strain, 4/13-5/29.
- ❖ Posted a 0.86 ERA (2 ER/21.0 IP) in his last 12 games of the season, 7/29-9/4.
- ❖ Became a free agent after the season and signed a minor league deal with SF on 11/13.
- 2005: On 60-day disabled list for most of the year, coming back from strained right elbow.**
- ❖ Placed on 60-day DL, 4/2...Remained in Peoria, AZ for extended Spring Training while rehabilitating until 7/6.
- ❖ On 7/7, began a series of rehab assignments with Rookie-level Peoria (7/7-16), Double-A San Antonio (7/16-28) and Triple-A Tacoma (7/28-9/3)...Returned from rehab and activated from the 60-day DL on 9/3.
- ❖ Made 2005 ML debut, 9/10 vs. BAL (2.0 IP, 0 R)...Did not allow a run in 4 of 6 ML appearances overall.
- ❖ Following the season, was designated for assignment on 1/11/06 and outrighted to Tacoma 1/20/06.
- 2004: Made Big League debut with Mariners...Spent 1st part of campaign at Triple-A Tacoma.**
- ❖ Was 1 of 15 players to make Big League debut with Seattle in 2004...Selected to Major League roster 7/30 and made debut 7/31 at ANA, allowing 1 run on 4 hits with 2 K's over 2.2 innings.
- ❖ Recorded 1st ML win 8/5 at TB, yielding 1 run over 2.0 frames.
- ❖ Was named to the Pacific Coast League All-Star team with Tacoma.
- 2003: Appeared in 39 games (7 starts) with Tacoma, 1st season working primarily in relief.**
- ❖ Went 4-7 with 1 save and 3.84 ERA (32 ER/75.0 IP) in relief and 2-2 with 5.35 mark (20 ER/33.2 IP) as a starter.
- 2002: Spent 1st full season at Triple-A level, appearing in 27 games (21 starts) with Tacoma.**
- ❖ Marked 1st season not working out of rotation exclusively...Logged 5-9 ledger with a 4.59 ERA (58 ER/113.2 IP) in 21 starts, while going 0-1 with 2 saves and a 5.06 ERA (6 ER/10.2 IP) in 6 relief appearances.
- ❖ Posted a 1.36 ERA in 16 games with Lara in the Venezuelan Winter League.
- 2001: Selected to the Texas League All-Star team with Double-A San Antonio.**
- ❖ Also pitched for Peoria in the Arizona Fall League following the season.

2000: Made several stints between Single-A Lancaster and Triple-A Tacoma.

Placed on Lancaster's DL 4/6 with right elbow sprain...Transferred to Tacoma 5/4 and reinstated from DL.

Won 1st career complete game on 7/10 with Lancaster vs. Lake Elsinore.

1999: Opened professional career with Single-A Wisconsin in Midwest League.**PERSONAL**

Married to Sarah Kohn...The couple has a daughter, Callie.

Graduated from McCullough High School in The Woodlands, TX in 1994.

Attended Texas Christian University...Earned 4 letters at TCU and was named All-Southwest Conference twice and All-Western Athletic Conference once.

SCOTT ATCHISON'S CAREER RECORD

YEAR	CLUB	W-L	ERA	G	GS	CG	SHO	SV	IP	H	R	ER	HR	HB	BB	SO	WP	BK
1999	Wisconsin	4-5	3.42	15	13	0	0	0	81.2	67	34	31	4	3	25	85	4	1
2000	Tacoma	1-1	3.81	5	5	0	0	0	26.0	22	11	11	3	0	6	18	0	0
	Lancaster	5-5	3.69	18	18	1	0	0	97.2	117	58	40	10	4	21	77	2	0
2001	San Antonio	9-10	4.24	24	24	1	0	0	136.0	171	84	64	11	12	28	83	6	0
2002	Tacoma	5-10	4.63	27	21	1	1	2	124.1	123	68	64	13	9	31	112	1	0
2003	Tacoma	6-9	4.31	39	7	0	0	1	108.2	114	57	52	8	3	37	83	2	0
2004	Tacoma	5-3	4.15	40	1	0	0	7	69.1	71	35	32	8	2	26	76	5	0
	SEATTLE	2-3	3.52	25	0	0	0	0	30.2	29	12	12	4	0	14	36	2	0
2005	Peoria	0-0	5.40	4	3	0	0	0	5.0	7	3	3	0	1	1	9	0	0
	San Antonio	0-0	0.00	5	0	0	0	0	6.0	3	0	0	0	0	2	8	0	0
	Tacoma	0-0	4.15	10	0	0	0	0	13.0	13	6	6	0	0	5	17	1	0
	SEATTLE	0-0	6.75	6	0	0	0	0	6.2	7	5	5	1	0	1	9	0	0
2006	Tacoma	4-0	2.34	30	0	0	0	1	50.0	49	13	13	2	1	15	39	2	0
2007	Fresno	3-2	2.01	38	1	0	0	4	53.2	44	17	12	1	1	8	51	3	0
	SF	0-0	4.11	22	0	0	0	0	30.2	32	14	14	5	1	10	25	2	0
2008	Hanshin	7-6	3.70	42	12	0	0	0	104.2	104	50	43	9	2	26	85	1	3
2009	Hanshin	5-3	1.70	75	0	0	0	0	90.0	60	20	17	3	1	20	81	0	1
2010	Pawtucket	1-0	4.05	11	0	0	0	0	13.1	13	6	6	0	0	5	17	2	0
	BOSTON	2-3	4.50	43	1	0	0	0	60.0	58	37	30	9	1	19	41	4	0
2011	Pawtucket	6-2	2.64	36	1	0	0	5	61.1	50	20	18	5	4	9	72	5	0
	BOSTON	1-0	3.26	17	0	0	0	1	30.1	31	11	11	0	2	6	17	2	0
Major League Totals		5-6	4.09	113	1	0	0	1	158.1	157	79	72	19	4	50	128	10	0
Minor League Totals		49-47	3.74	302	94	3	1	20	846.0	864	412	352	65	40	219	747	33	1
Red Sox Totals		3-3	4.08	60	1	0	0	1	90.1	89	48	41	9	3	25	58	6	0
Japan Totals		12-9	2.77	117	12	0	0	0	194.2	164	70	60	12	3	46	166	1	4

1998 Signed by the Seattle Mariners as a 49th-round selection in the First-Year Player Draft

2006 Signed by the San Francisco Giants as a free agent on 11/13

2007 Signed by the Boston Red Sox as a minor league free agent on 12/7...Released on 12/21

2009 Signed by the Boston Red Sox as a free agent on 12/2

CAREER FIELDING RECORD

YEAR	CLUB	POS	PCT.	G	GS	PO	A	E	TC	DP
2004	SEATTLE	P	1.000	25	0	2	6	0	8	1
2005	SEATTLE	P	1.000	6	0	1	0	0	1	0
2007	SAN FRANCISCO	P	1.000	22	0	2	6	0	8	1
2010	BOSTON	P	1.000	43	1	7	6	0	13	1
2011	BOSTON	P	.833	17	0	2	3	1	6	0
Career Totals			P .972	113	1	14	21	1	36	3

CAREER BATTING TOTALS

AVG.	G	AB	R	H	2B	3B	HR	RBI	SH	SF	HB	BB	SO	SB	CS	E
Major League Totals	.000	114	2	0	0	0	0	0	0	0	0	0	1	0	0	1

CAREER SINGLE-GAME HIGHS

INNINGS PITCHED	3.2, 5/5/11 vs. LAA
STRIKEOUTS	5, 6/18/10 vs. LAD
HITS ALLOWED	7, 5/5/11 vs. LAA
RUNS ALLOWED	5, 8/4/10 vs. CLE
WALKS ALLOWED	3, 2 times, last 8/25/10 vs. SEA (G2)
HOME RUNS ALLOWED	1, 19 times, last 9/24/10 at NYY
EJECTIONS	None

MIKE AVILES • 3 • INF



FULL NAME: Michael Anthony Aviles
BATS: Right **THROWS:** Right **HEIGHT:** 5-10 **WEIGHT:** 204
OPENING DAY AGE: 31
BORN: March 13, 1981 in New York, NY
RESIDES: Washington, UT
MAJOR LEAGUE SERVICE: 3 years, 91 days
ACQUIRED: From Kansas City in exchange for INF Yamaico Navarro and RHP Kendal Volz on July 30, 2011
SIGNED BY: Steve Connelly (Royals)
CONTRACT STATUS: Signed through 2012

CAREER HIGHLIGHTS

☛ Acquired in a mid-season trade from Kansas City in 2011...Also appeared in the Majors with the Royals from 2008-11...Served as the Royals primary shortstop in 2008 and primary 2nd baseman in 2010.

☛ Set a Royals rookie record (min. 400 AB) with a .325 batting average (136-for-419) in 2008...That season was honored as the 2008 Les Milgram Royals Player of the Year and was KC's nominee for the Hank Aaron Award.

☛ Was named an All-Star in each of his 1st 3 minor league seasons...Earned the honor at Rookie-level Arizona League in 2003, High-A Carolina League in 2004 and Double-A Texas League in 2005.

2011: Hit .317 (32-for-101) in 38 games for Boston after being acquired from Kansas City on 7/30.

☛ Combined to slug .576 against left-handed pitching, 10th best among American Leaguers with at least 85 plate appearances vs. southpaws...His .318 AVG (27-for-85) against lefties ranked 16th-best among that group.

☛ Stole 14 bases, tying a single-season career-high (also 2010)...Was successful in 4 of 6 stolen base attempts with Boston...Swiped 2 bags as a pinch runner.

☛ Went 41-for-185 (.222) with with Kansas City prior to the trade...Was optioned to Triple-A Omaha on 6/9 and hit .307 (43-for-140) with 8 doubles, 2 triples, 9 home runs and 25 RBI in 35 games with the Storm Chasers...Following a 7/20 recall to Kansas City, went 37-for-117 (.316) in 44 games between the Royals and Red Sox.

☛ For Boston, appeared at 3rd base, shortstop, 2nd base, right field and left field...Started in right field on 8/6 vs. NYY, his 1st game in the outfield as a professional, and made his 1st start in left field on 8/26 vs. OAK.

☛ His .317 AVG with Sox ranked 15th among AL players from 7/30 through the remainder of the season (min. 100 AB)...Hit .364 (28-for-77) in his 1st 30 games with the club through 9/18 but went 4-for-24 (.167) the rest of the season.

☛ Hit .444 (16-for-36) over 16 games from 8/27-9/20, the 2nd-best AVG in the Majors in that time (min. 35 PA) after Texas' Mike Napoli (.448).

☛ Homered twice in a 3-game stretch, 9/16-18, his 1st 2 shots with Boston...His 1st Red Sox homer, a solo shot in 4th inning on 9/16 vs. TB, proved to be the winning run in a 4-3 victory...Snapped a 54-game homerless drought, the 2nd longest of his career after 80 games from 5/11-9/12/10 with KC.

☛ Following the season, hit .289 (11-for-38) with 3 doubles, 2 homers, 5 RBI and 8 walks in 10 games with Leones de Ponce of the Puerto Rico Baseball League, including 9 starts in right field.

2010: Was on the Royals Opening Day roster less than 9 months removed from Tommy John surgery on his right elbow on 7/7/09.

☛ Was optioned to Triple-A Omaha on 4/11...Returned to Kansas City on 5/3 and served as the club's primary 2nd baseman for the remainder of the season...Also played at shortstop and 3rd base.

☛ Led all of baseball with a .412 AVG (42-for-102) and .450 OBP when leading off an inning (min. 100 AB).

☛ Slugged .648 with 12 extra-base hits (5 2B, 1 3B, 6 HR) over his final 20 games of the season after slugging just .351 with 15 extra-base hits (11 2B, 2 3B, 2 HR) in his 1st 90 games with the Royals.

☛ Led the Royals and tied for 7th in the AL with 14 games with 3 or more hits.

2009: Made his 1st Opening Day roster as KC's starting shortstop.

☛ Batted .183 (22-for-120) in 36 games before going on the 15-day DL with a right forearm strain on 5/24.

☛ Underwent season-ending Tommy John surgery on his right elbow on 7/7...Transferred to the 60-day DL on 7/7.

☛ Played in 5 games for Puerto Rico in the World Baseball Classic and was 4-for-21 (.190) with a double and 2 RBI.

2008: Hit .325 (136-for-419) in his 1st ML campaign, highest AVG ever by a Royals rookie with at least 400 at-bats...Finished with 2nd-best OBP (.354) and SLG (.480) in Royals rookie history.

☛ Named the 2008 Les Milgram Royals Player of the Year, becoming the 3rd rookie to win the award (also Bob Hamelin in 1994 and David DeJesus in 2004)...Was Kansas City's nominee for the Hank Aaron Award.

❖ Tied for 4th in AL Rookie of the Year voting...Was named to the Topps Major League Rookie All-Star Team at shortstop...Selected as 1 of 3 finalists for the AL Players Choice Outstanding Rookie Award.

❖ Led ML rookies in AVG and also finished among AL rookie leaders in multi-hit games (2nd, 39), OBP (2nd, .354), hits (3rd), runs (3rd, 68), doubles (4th, 27), total bases (4th, 201) and SLG (4th, .480).

❖ His .325 AVG was highest by a ML rookie since Seattle's Ichiro Suzuki hit .350 and St. Louis' Albert Pujols hit .329 in 2001 (min. 400 AB)...Also 12th-highest AVG in Royals history overall (min. 400 AB).

❖ Finished 3rd in the AL and 5th in the Majors with a .359 clip (66-for-184) with men on base.

❖ Posted the 5th-best fielding percentage (.974) among AL shortstops (min. 90 G)...Also had the 2nd-best zone rating (.849) and the 4th-best range factor per 9.0 innings (4.56) at the position.

❖ Selected from Triple-A Omaha on 5/29 and made his ML debut that night vs. MIN...Collected his 1st ML hit on 6/6 at NYY, a double off Darrell Rasner...Slugged 1st ML homer on 7/12 vs. TEX, a 2-run shot off Eric Hurley.

❖ Hit above .300 in each of his 1st 4 full months in the Majors, batting .330 in June, .330 in July, .339 in August and .308 in September...Was named Royals Player of the Month in both July and August.

❖ Led ML rookies with 33 hits in September...Scored 22 runs in the month, the most ever among KC rookies in September.

❖ Named AL Co-Player of the Week for 7/28-8/3 (with NYY's Xavier Nady)...Hit .577 (15-for-26) with 3 doubles, a triple and 2 homers in that time.

❖ Posted a career-long 12-game hitting streak from 7/7-22...Batted .423 (22-for-52) with 7 doubles, a home run and 10 RBI during that stretch.

❖ Started the season at Triple-A Omaha and was hitting .336 (72-for-214) with 21 doubles, 6 triples, 10 homers, 42 RBI and 42 runs scored in 51 games with the O-Royals at the time of his call-up.

❖ Following the season, played for Cangrejeros de Santurce of the Puerto Rico Baseball League...Batted .321 (36-for-112) with 9 doubles, 5 triples and 13 RBI in 29 games.

2007: Named KC's Minor League Player of the Year and Triple-A Omaha's Player of the Year.

❖ Spent his 2nd straight season with the O-Royals...Hit .296 (159-for-538) while leading the team in RBI (77), runs (78), hits and triples (6).

❖ Posted a .320 AVG (47-for-147) with a .510 SLG against left-handed pitchers...Also hit .310 (45-for-145) with runners in scoring position and .467 (7-for-15)...Hit 2 home runs in extra innings.

❖ Averaged 1 strikeout per 9.85 plate appearances (59 K's/581 PA), the 4th-lowest mark among Pacific Coast League qualifiers.

❖ Appeared at shortstop (53 games), 3rd base (49) and 2nd base (33).

❖ Following the season, played for Aragua in the Venezuelan Winter League, hitting .299 (61-for-204) with 13 doubles, 2 triples, 6 home runs and 27 RBI in 56 games.

2006: Made his Triple-A debut, spending the entire season with Omaha.

❖ Struck out an average of once every 10.46 plate appearances (502 PA), the 5th-best ratio among Pacific Coast League qualifiers.

❖ Played primarily 3rd base (95 games)...Also appeared at shortstop (15 games) and 2nd base (1 game).

❖ Hit .317 (40-for-126) over his final 34 games of the season beginning 7/28...Batted .308 (32-for-104) when leading off an inning and went 5-for-15 (.333) with the bases loaded.

2005: Spent the entire season with Double-A Wichita and was named both a mid- and post-season Texas League All-Star.

❖ Led the Wranglers while ranking among league leaders in extra-base hits (T-3rd, 53), doubles (4th, 33) and at-bats (4th, 521)...Also topped the club in runs (79) and hits (146).

❖ Appeared at shortstop (102 games), 3rd base (20) and 2nd base (12).

❖ Had an 11-game home hitting streak from 5/25-6/17 and a 10-game road streak from 8/6-26.

❖ Ranked 4th in the circuit with a .348 clip (32-for-92) in June...Tied for 4th with 20 RBI in the month.

2004: Made his Triple-A debut, spending the entire season with Omaha.

❖ Named to both the circuit's mid-season and post-season All-Star teams...Also earned team Player of the Year honors.

❖ Paced the league with 40 doubles, which set a franchise record.

❖ Also finished 3rd in the league in extra-base hits (50) and tied for third in hits (139).

BEST SINGLE-SEASON ROOKIE BATTING AVG SINCE 1988 (minimum 400 AB)

AVG	PLAYER, TEAM	YEAR
.350	Ichiro Suzuki, SEA	2001
.329	Albert Pujols, STL	2001
.325	Mike Aviles, KC	2008
.324	Ryan Braun, MIL	2007
.322	Hunter Pence, HOU	2007

2003: Named MVP of the Rookie-level Arizona League as well as Royals AZL Player of the Year.

- ♣ Helped the Royals club to the AZL Championship with a league-leading 19 doubles and 51 runs...Also ranked among AZL leaders in hits (T-2nd, 77), extra-base hits (T-3rd, 30), AVG (4th, .363) and SLG (4th, .585).
- ♣ Selected to Arizona League All-Star Team at shortstop and named by *Baseball America* as a Short-Season All-Star.
- ♣ Tabbed by Topps as its Arizona League Player of the Month for August.

PERSONAL

- ♣ Is the nephew of former Major League infielder Ramon Aviles, who played parts of 4 Major League seasons, including 1 game with the Red Sox in 1977.
- ♣ Resides in Washington, UT, with his wife, Jessy...Has 3 daughters, Kyla, and twins Adriana and Maiya.
- ♣ Graduated from Middletown (NY) High School in 1999...Attended Concordia (NY) College, where he was named Rawlings/ABCA Position Player of the Year and ABCA/Rawlings Division II Player of the Year as a senior after leading all Division II players in batting average (.500) with 20 doubles, 6 triples, 22 home runs and 65 RBI in 45 games.

IN THE COMMUNITY

After he was acquired by Boston in 2011, Mike took part in a fan/player photo session and spoke at a BoSox Club Luncheon...Following the season, participated in the Red Sox Winter Caravan, making stops in Providence, RI; Farmington, CT; and Marlborough, MA...Prior to joining the Red Sox, took part in the 2009 Royals Caravan and also participated in the Royals 2009 and 2010 FanFest.



MIKE AVILES' CAREER RECORD

YEAR	CLUB	AVG.	G	AB	R	H	2B	3B	HR	RBI	SH	SF	HB	BB	SO	SB	CS	E
2003	Surprise	.363	52	212	51	77	19	5	6	39	2	5	5	13	28	11	5	11
2004	Wilmington	.300	126	463	66	139	40	4	6	69	1	6	1	39	57	2	5	21
2005	Wichita	.280	133	521	79	146	33	6	14	80	2	5	1	30	64	11	6	41
2006	Omaha	.264	129	469	52	124	21	3	8	47	0	3	2	28	48	14	5	22
2007	Omaha	.296	133	538	78	159	27	6	17	77	5	6	2	30	59	5	5	23
2008	Omaha	.336	51	214	42	72	21	6	10	42	0	1	1	11	23	3	0	7
	KANSAS CITY	.325	102	419	68	136	27	4	10	51	0	2	2	18	58	8	3	10
2009	KANSAS CITY	.183	36	120	10	22	3	1	1	8	2	1	0	4	26	1	0	4
2010	Omaha	.271	17	70	8	19	3	1	1	8	0	0	1	4	10	0	0	4
	KANSAS CITY	.304	110	424	63	129	16	3	8	32	0	3	1	20	49	14	5	14
2011	Omaha	.307	35	140	21	43	8	2	9	25	1	3	0	6	17	6	4	5
	KANSAS CITY	.222	53	185	14	41	11	3	5	31	3	3	2	9	27	10	2	10
	BOSTON	.317	38	101	17	32	6	0	2	8	1	1	0	4	17	4	2	2
Major League Totals		.288	339	1249	172	360	63	11	26	130	6	10	5	55	177	37	12	40
Minor League Totals		.297	676	2627	397	779	172	33	71	387	11	29	13	161	306	52	30	134
Red Sox Totals		.317	38	101	17	32	6	0	2	8	1	1	0	4	17	4	2	40

2003 Signed by the Kansas City Royals as a seventh-round selection in the First-Year Player Draft

2011 Acquired by the Boston Red Sox in exchange for INF Yamaico Navarro and RHP Kendal Volz on 7/30

ADDITIONAL BATTING STATISTICS

YEAR	CLUB	OBP	SLG	OPS	TB	GDP
2008	KANSAS CITY	.354	.480	.833	201	12
2009	KANSAS CITY	.208	.250	.458	30	3
2010	KANSAS CITY	.335	.413	.748	175	13
2011	KANSAS CITY	.261	.395	.656	73	5
	BOSTON	.340	.436	.775	44	3
Major League Totals		.318	.419	.737	523	36

WORLD BASEBALL CLASSIC RECORD

YEAR	CLUB	AVG.	G	AB	R	H	2B	3B	HR	RBI	SH	SF	HB	BB	SO	SB	CS	E
2009	Puerto Rico	.190	5	21	2	4	1	0	0	2	-	-	-	1	1	0	0	-

CAREER FIELDING RECORD

YEAR	CLUB	POS	PCT.	G	GS	PO	A	E	TC	DP
2008	KANSAS CITY	3B	1.000	7	3	3	3	0	6	0
		2B	1.000	28	9	26	33	0	59	5
		SS	.974	91	89	141	238	10	389	65
2009	KANSAS CITY	3B	-	2	1	0	0	0	0	0
		SS	.973	34	33	51	92	4	147	29
		SS	.959	13	11	18	29	2	49	5
2010	KANSAS CITY	2B	.976	87	86	183	258	11	452	40
		3B	.750	5	4	2	1	1	4	0
		2B	.971	20	19	45	56	3	104	16
2011	KANSAS CITY	3B	.910	24	22	13	48	6	67	3
		SS	.933	6	2	4	10	1	15	2
		2B	1.000	7	1	5	4	0	9	1
	BOSTON	3B	.949	22	14	7	30	2	39	1
		SS	1.000	8	6	3	21	0	24	1
		OF	1.000	5	2	5	0	0	5	0
		Career Totals		2B	.978	142	115	259	351	14
Career Totals		OF	1.000	5	2	5	0	0	5	0
Career Totals		3B	.922	60	44	25	82	9	116	4
Career Totals		SS	.973	152	141	217	390	17	624	102

CAREER SINGLE-GAME HIGHS

HITS	4, 5 times, last 6/15/10 for KC vs. HOU
DOUBLES	2, 5 times, last 4/13/11 for KC at MIN
HOME RUNS	2, 4/24/11 for KC at TEX
RBI	4, 3 times, last 5/1/11 for KC vs. MIN
RUNS SCORED	4, 6/14/08 for KC at ARI
WALKS	2, 6/4/11 for KC vs. MIN
STRIKEOUTS	2, 23 times, last 9/24/11 at NYY
STOLEN BASES	1, 37 times, last 8/27/11 vs. OAK (G1)
HITTING STREAK	12, 7/7/08-7/22/08
EJECTIONS	None

HOME RUN NOTES

MULTI-HOME RUN GAMES (1)
2-HOME RUN GAMES (1)
4/24/11 at TEX
LEADOFF HOME RUNS (0)
GRAND SLAMS (0)
PINCH-HIT HOME RUNS (0)
EXTRA-INNING HOME RUNS (1)
7/7/08 at TB off Dan Wheeler
GAME-ENDING HOME RUNS (0)
INSIDE-THE-PARK HOME RUNS (0)

ANDREW BAILEY • 40 • RHP



FULL NAME: Andrew Scott Bailey
BATS: Right **THROWS:** Right **HEIGHT:** 6-3 **WEIGHT:** 240
OPENING DAY AGE: 27 (Turns 28 on May 31)
BORN: May 31, 1984 in Voorhees, NJ
RESIDES: Cherry Hill, NJ
MAJOR LEAGUE SERVICE: 3 years
ACQUIRED: From Oakland with OF Ryan Sweeney in exchange for OF Josh Reddick, RHP Raul Alcantara and 1B Miles Head on December 28, 2011
SIGNED BY: Jeff Bittiger (Athletics)
CONTRACT STATUS: Signed through 2012

CAREER HIGHLIGHTS

✦ In his 1st year with the Red Sox after his 1st 3 ML seasons with the Athletics...Was named an AL All-Star in each of his 1st 2 Major League campaigns (2009 and 2010).

✦ Owns a 2.07 ERA (40 ER/174.0 IP) in his career, the 2nd-lowest ERA in ML history among pitchers with at least 100.0 innings since the earned run became an official stat (1912 in the NL, 1913 in the AL)...Trails only Atlanta's Jonny Venters (1.89).

✦ With ERA's of 1.84 in 2009 and 1.47 in 2010, became the 3rd AL pitcher ever to compile an ERA under 1.90 while pitching at least 15.0 innings in each of their 1st 2 seasons...Washington's Walter Johnson (1907-08) and the White Sox Mollie Wolfgang (1914-15) previously accomplished the feat.

✦ Is 1 of just 3 players to record 20 saves in each of his 1st 3 ML seasons since the save became an official stat in 1969...Seattle's Kazuhiro Sasaki (2000-02) and Toronto's Billy Koch (1999-2001) also accomplished the feat.

✦ Has converted 75 of 84 (89.3%) career save opportunities, the best save percentage in Athletics history (min. 30 chances)...His 75 saves are tied for 5th most in franchise annals...Converted 27 consecutive saves from 6/16/09-5/8/10, the 2nd-longest save streak in franchise history (40, Dennis Eckersley from 9/15/91-8/7/92).

✦ Has tallied 13 career saves of at least 1.1 innings, tops in the AL over the last 3 years.

✦ Named AL Rookie of the Year in 2009 when he set an Athletics rookie record with 26 saves...Was the only rookie named to either All-Star team that season.

✦ Has not hit a batter in 157 career ML outings, the longest streak to begin a career by an AL pitcher since Tom Ferrick went 192 games from 4/19/41-7/3/49...Cleveland's Rafael Perez (158) is the only AL pitcher entering 2012 with a longer active streak.

✦ Owns a career .204 opponent OBP vs. 1st batters faced, 3rd-best mark among ML relievers since 1974 (min. 150 BF).

✦ Was converted to a reliever at the 2008 All-Star break while with Double-A Midland after beginning his professional career as a starter.

✦ Held opponents to 1 run or less in 69 consecutive games from 9/6/09-7/3/11, the 4th-longest streak by an AL pitcher since 1919...Set an Oakland record with 121 consecutive games allowing 2 runs or less from 6/14/09-9/4/11.

✦ Has a 0.74 ERA (2 ER/24.1 IP) in 22 career appearances against the NL...Has not blown a save in 39 career chances after the All-Star break...Has converted all 18 career save chances against the AL Central.

✦ Was given the 2011 MLB Comeback Player of the Year Award by the New Jersey Sportswriters Association.

2011: Led the A's in saves for the 3rd straight year despite missing nearly the 1st 2 months of the season due to injury.

✦ Converted 24 of 26 (92.3%) save opportunities, the 2nd-best percentage in the AL and the 4th-best mark in Oakland history (min. 20 chances).

✦ Posted a 3.24 ERA (15 ER/41.2 IP) in 42 outings after beginning the season on the disabled list with a strained right forearm...Was injured during a Spring Training game on 3/14.

✦ Was activated on 5/29 after tossing 4 scoreless rehab outings with Triple-A Sacramento from 5/20-27 (4.0 IP)...Made 4 appearances before resuming his duties as closer on 6/10 at CWS.

✦ Went a perfect 16-for-16 in save chances after the All-Star break...16 saves were 3rd most in the AL in the 2nd half.

✦ Tied for 3rd in the AL with a .125 clip (5-for-40) against 1st batters faced...Held that group to a .167 OBP, 4th best in the AL.

✦ Threw a season-high 2.0 innings on 8/31 at CLE, matching a career-high for the 15th time.

AMERICAN LEAGUE LEADERS, 2009-11

SAVES OF MORE THAN 1.0 IP

NO.	PITCHER
13	Andrew Bailey
9	Jonathan Papelbon
9	Mariano Rivera
9	Joakim Soria

2010: Paced the A's with 25 saves and was named to the AL All-Star team for the 2nd consecutive year despite missing a month and a half due to injuries.

- ❖ Compiled a 1.47 ERA (8 ER/49.0 IP), 2nd-best ERA in the AL among pitchers with at least 45.0 innings... Allowed 1 run or fewer in all 47 of his appearances, the 2nd-longest streak of the season in the AL after Tampa Bay's Randy Choate (51 games, 5/26-9/8).
- ❖ Had just 3 blown saves for a percentage of 89.3, 5th best in the league... Recorded 4 or more outs in 5 of his saves.
- ❖ Held opponents to a .199 opponent AVG (34-for-171)... Ranked 7th among AL relievers in opponent OBP (.251) and 8th in opponent SLG (.292).
- ❖ Was named to his 2nd consecutive AL All-Star Team, appearing in the exhibition for the 1st time... Entered in the top of the 7th with the AL trailing 3-1 and a runner on 2nd with 2 outs... Issued a walk before striking out Cincinnati's Brandon Phillips to end the threat.
- ❖ Did not allow a run in 12 outings to begin the year (11.2 IP), concluding a career-long 21.2-inning scoreless streak from 9/6/09-5/8/10... The streak tied for 9th longest in OAK history by a reliever.
- ❖ Blown save on 5/11 at TEX snapped a streak of consecutive successful saves at 27 since 6/16/09 at LAD, the 2nd-longest save streak in franchise history (40, Dennis Eckersley from 9/15/91-8/7/92).
- ❖ Tied for the AL lead with 9 saves in May, tied for the 5th-highest single-month total in Athletics history... Converted each of his final 13 save chances beginning 6/20... Was 1-0 with 7 saves, no blown saves and a 0.75 ERA (1 ER/12.0 IP) after the All-Star break.
- ❖ Was placed on the 15-day disabled list on 7/30 (retro to 7/21) with a right intercostal strain... Made 7 rehab appearances with the Rookie-level Arizona League Athletics from 7/9-8/10 and started on rehab for Triple-A Sacramento on 8/20 vs. Iowa (CHC)... Was reinstated on 8/22 and did not allow a run in 8 of his final 9 outings after that point (1.04 ERA, 1 ER/8.2 IP).
- ❖ Made his final appearance on 9/17 at MIN before undergoing season-ending right elbow surgery a week later... Dr. James Andrews performed surgery on 9/24 in Florida.

2009: Made jump from Double-A to Majors and named AL Rookie of the Year by the BBWAA.

- ❖ Assumed the A's closer duties by the end of May and set an Athletics rookie record with 26 saves, passing Huston Street's total of 23 in 2005... Tied for the 6th-highest save total by a rookie in AL history at the time.
- ❖ Was selected to the AL All-Star Team, the only rookie named to either squad... Was the 6th Oakland rookie to be named to the AL All-Star team and just the club's 2nd rookie pitcher to be honored (Matt Keough in 1978)... Also tagged as the closer on *Baseball Digest's* ML All-Star Rookie Team.
- ❖ Led ML rookies in saves and ranked 9th overall in the AL overall... Converted each of his final 21 save opportunities, a career-long stretch, and tied for the year's 2nd-longest save streak in the AL.
- ❖ Topped AL relievers with a .167 opponent AVG (49-for-294), trailing only the Dodgers Jonathan Broxton (.165) for the ML lead... It was the 5th-lowest mark by a reliever in Athletics history... Compiled an AL-low .146 opponent AVG and .248 opponent SLG against left-handed hitters (min. 125 BF).
- ❖ Yielded a .152 average (10-for-66) with runners in scoring position... Held opponents to 3-for-37 (.081) with RISP and 2 outs... 1st batters faced hit .125 (8-for-64), the 5th-lowest clip among AL relievers (min. 40 G).
- ❖ Ranked 2nd among AL relievers and 8th among AL rookies overall with 91 strikeouts, the 11th-highest total by a reliever in OAK history.
- ❖ Finished 3rd among AL relievers with a 1.84 ERA (17 ER/83.1 IP), the 3rd-lowest mark by an Athletics pitcher with 80.0 or more innings since earned runs became an official stat (1912 in the NL, 1913 in the AL).
- ❖ Ranked 2nd among AL relievers in opponent OBP (.228), 3rd in innings and opponents SLG (.248), and tied for 8th in wins (6)... Appeared in 68 games, 3rd most among AL rookies and tied for 2nd-highest rookie total in A's history.
- ❖ Tossed at least 1.0 inning in 67 of his 68 outings, 2nd most in the AL after Detroit's Fernando Rodney (68)... Tossed a season-high 2.0 innings on 11 occasions.
- ❖ Struck out at least 2 batters 31 times, tied with teammate Michael Wuertz for the AL lead and trailing only the Dodgers Jonathan Broxton (41) for the most in the Majors.
- ❖ Made his ML debut on Opening Night, 4/6 at LAA, and retired the side in order in the 8th inning... Fanned Kendrys Morales for his 1st strikeout... Picked up his 1st win in his 2nd outing on 4/8 vs. LAA... Retired all 6 batters faced for his 1st career save on 5/8 vs. TOR.
- ❖ Struck out a career-high 4 batters on 4/17 at TOR and matched that feat on 5/23 vs. ARI... Had a 15.1-inning scoreless streak from 6/14-7/19.
- ❖ Did not allow a run in 22 of his final 23 outings beginning 7/31, posting a 0.77 ERA (2 ER/23.1 IP) and .114 opponent AVG (9-for-79) over that span... Retired all 1st batters faced in that time.
- ❖ Had an AL-leading 14 saves over an 18-game span from 7/25-9/12... Did not walk a batter over a career-high 16-game stretch from 7/28-9/6... Retired 30 of 31 batters from 7/29-8/27.
- ❖ Was named AL Rookie of the Month in August... Did not allow a run in 11.0 innings, going 2-0 with 7 saves in 11 appearances while holding opponents to just 4 base runners, all of which came on singles.

2008: Spent the entire season at Double-A Midland and converted to relief mid-season.

🔴 Began the season in the rotation and went 1-8 with a 6.18 ERA (49 ER/71.1 IP) in 15 starts before the All-Star break... Was the winning pitcher in his 1st start of the season but went 0-8 with a 6.75 ERA (49 ER/65.1 IP) over his final 14 starts... Made his last start on 6/21 vs. San Antonio.

🔴 Was moved to the bullpen in the 2nd half and finished the season going 4-1 with a 0.92 ERA (4 ER/39.0 IP) and .207 opponent AVG (30-for-145) in 22 relief appearances.

🔴 Tossed at least 1.0 inning in each of his relief appearances, including 2.0 or more 11 times... Did not have a save opportunity.

🔴 Tossed a scoreless inning in his 1st relief appearance on 6/28 at Arkansas and did not allow an earned run in his 1st 8 games out of the bullpen (12.0 IP)... Went 4-0 with a 1.29 ERA (3 ER/21.0 IP) in 11 August outings.

🔴 Following the season, pitched for Phoenix in the Arizona Fall League... Posted a 1.29 ERA (2 ER/14.0 IP) with 1 save in 11 appearances... Struck out 16 batters and walked just 1.

2007: Led the A's farm system with 150 strikeouts between 3 Oakland affiliates and finished 2nd among minor league organizational qualifiers with a 3.46 ERA (48 ER/125.0 IP).

🔴 Averaged 10.77 strikeouts per 9.0 innings in his 22 starts, 6th best among qualifying full season minor league starting pitchers... Had 6 games with 10 or more strikeouts... Also made 1 relief appearance.

🔴 Began the season in extended Spring Training and was sent to Single-A Kane County on 5/6... Went 1-4 with a 3.35 ERA (19 ER/51.0 IP) in 11 games (10 starts) with the Cougars.

🔴 Struck out a season-high 12 batters in 6.0 innings 6/8 at Wisconsin for his only win with Kane County and again in his final start with the Cougars on 7/1 at Cedar Rapids.

🔴 Promoted to High-A Stockton on 7/3 and went 3-4 with a 3.82 ERA (28 ER/66.0 IP) in 11 starts for the Ports.

🔴 Transferred to Triple-A Sacramento at the end of the season to make a start on 9/3 at Tucson... Earned the win, allowing 1 run on 3 hits and a walk in a season-high-tying 8.0 innings.

2006: Began his professional career with Short-A Vancouver and went 2-5 with a 2.02 ERA (13 ER/58.0 IP) in 13 games (10 starts).

🔴 Limited opponents to a .187 AVG (39-for-209) and just 2 home runs.

🔴 Made his pro debut on 7/4 at Everett with 2.0 scoreless innings of relief... Each of his 1st 3 appearances came in relief (0-1, 3.52 ERA) while his final 10 outings were starts (2-4, 1.79 ERA).

🔴 Ranked 2nd among Northwest League qualifiers with a .182 opponent AVG (33-for-181) as a starter... Allowed the 5th-fewest base runners per 9.0 innings among that group (10.01).

🔴 Had a no-decision in his 1st start on 7/19 vs. Spokane and did not allow a run in his 1st 3 starting assignments (15.1 IP)... Capped the streak with his 1st pro win on 7/30 vs. Tri-City when he tossed 5.0 shutout innings.

🔴 Named the circuit's Pitcher of the Week from July 24-30 with 2 scoreless starts in that time (11.0 IP).

PERSONAL

🔴 Married to Amanda.

🔴 Graduated from Paul VI (NJ) High School in 2002... Was a second team All-South Jersey selection as a senior... Graduated from Wagner College where he amassed 14 wins and a school-record 237 strikeouts while leading the Seahawks to 3 straight NEC Tournament appearances... Had his uniform No. 17 retired by Wagner on 1/28/10.

IN THE COMMUNITY

Serves as Director of Development for former teammate Craig Breslow's Strike 3 Foundation, which heightens awareness, mobilizes support and raises funding for childhood cancer research... Held the inaugural "Bailey Bowl" on 1/7/12 in Pennsauken, NJ to raise funds for the Strike 3 Foundation... Prior to joining the Red Sox, supported various A's Community Fund events and initiatives... Supports the Major League Baseball Players Trust.

ANDREW BAILEY'S CAREER RECORD

YEAR	CLUB	W-L	ERA	G	GS	CG	SHO	SV	IP	H	R	ER	HR	HB	BB	SO	WP	BK
2006	Vancouver	2-5	2.02	13	10	0	0	0	58.0	39	20	13	2	3	20	53	2	0
2007	Kane County	1-4	3.35	11	10	1	0	0	51.0	42	25	19	6	3	22	74	2	0
	Stockton	3-4	3.82	11	11	0	0	0	66.0	56	31	28	8	9	31	72	0	0
	Sacramento	1-0	1.13	1	1	0	0	0	8.0	3	1	1	0	0	1	4	0	0
2008	Midland	5-9	4.32	37	15	0	0	0	110.1	99	63	53	13	6	56	110	6	0
2009	OAKLAND	6-3	1.84	68	0	0	0	26	83.1	49	17	17	5	0	24	91	6	0
2010	Sacramento	0-0	27.00	1	1	0	0	0	0.2	3	2	2	0	0	0	1	2	0
	OAKLAND	1-3	1.47	47	0	0	0	25	49.0	34	8	8	3	0	13	42	0	0
2011	Sacramento	0-0	0.00	4	0	0	0	0	4.0	3	0	0	0	2	1	3	0	0
	OAKLAND	0-4	3.24	42	0	0	0	24	41.2	34	18	15	3	0	12	41	0	0
Major League Totals		7-10	2.07	157	0	0	0	75	174.0	117	43	40	11	0	49	174	6	0
Minor League Totals		12-22	3.50	78	48	1	0	0	298.0	245	142	116	29	23	131	317	12	0

2005 Selected by the Milwaukee Brewers in the 16th round of the First-Year Player Draft (did not sign)

2006 Signed by the Oakland Athletics as a sixth-round selection in the First-Year Player Draft

2011 Acquired by the Boston Red Sox with OF Ryan Sweeney in exchange for OF Josh Reddick, RHP Raul Alcantara and 1B Miles Head on 12/28

ALL-STAR GAME RECORD

YEAR	CLUB	W-L	ERA	G	GS	CG	SHO	SV	IP	H	R	ER	HR	HB	BB	SO	WP	BK
2009	AL at STL								Selected--Did Not Pitch									
2010	AL at LAA	0-0	0.00	1	0	0	0	0	0.1	0	0	0	0	0	1	1	0	0
All-Star Game Totals		0-0	0.00	1	0	0	0	0	0.1	0	0	0	0	0	1	1	0	0

CAREER FIELDING RECORD

YEAR	CLUB	POS	PCT.	G	GS	PO	A	E	TC	DP
2009	OAKLAND	P	.941	68	0	7	9	1	17	0
2010	OAKLAND	P	1.000	47	0	4	5	0	9	0
2011	OAKLAND	P	1.000	42	0	1	4	0	5	0
Career Totals		P	.968	157	0	12	18	1	31	0

CAREER SINGLE-GAME HIGHS

INNINGS PITCHED	2.0, 15 times, last 8/31/11 for OAK at CLE
STRIKEOUTS	4, 2 times, last 5/23/09 for OAK vs. ARI
HITS ALLOWED	3, 11 times, last 9/17/11 for OAK vs. DET
RUNS ALLOWED	3, 2 times, last 9/5/11 for OAK vs. KC
WALKS ALLOWED	2, 8 times, last 8/23/11 for OAK at NYY
HOME RUNS ALLOWED	1, 11 times, last 8/24/11 for OAK at NYY
EJECTIONS	None



FULL NAME: Daniel Paul Bard
BATS: Right **THROWS:** Right **HEIGHT:** 6-4 **WEIGHT:** 215
OPENING DAY AGE: 26 (Turns 27 on June 25)
BORN: June 25, 1985 in Houston, TX
RESIDES: Madison, MS
MAJOR LEAGUE SERVICE: 2 years, 148 days
ACQUIRED: Selected in the first round (28th overall) of the 2006 First-Year Player Draft
SIGNED BY: Jeff Zona (Red Sox)
CONTRACT STATUS: Signed through 2012

CAREER HIGHLIGHTS

🔴 Has set a new club single-season record for holds in each of the last 2 seasons...Had at least a share of the AL lead in holds in 2010 (led with 32) and 2011 (tied with 34).

🔴 Leads AL and ranks 3rd in the Majors with 79 holds in 192 appearances over his 3 Major League seasons since 2009...Marks the most holds ever by a Major Leaguer in his 1st 192 Major League games as well as the 2nd most holds by any player in his 1st 3 Big League seasons after San Diego's Luke Gregerson (83 from 2009-11).

🔴 Since 2009, also ranks among AL relievers in strikeouts (4th, 213), opponent AVG (6th, .190), opponent SLG (8th, .307) and ERA (13th, 2.88).

🔴 Did not allow a run over a Red Sox-record 25 consecutive outings from 5/27-7/31/11.

🔴 Converted to relief while participating in the Hawaii Winter Baseball League following the 2007 season...Has since pitched exclusively out of the bullpen.

🔴 Named 2010 Red Sox Fireman of the Year by the Boston Chapter of the BBWAA.

🔴 Made Major League debut in 2009 and was tabbed the Red Sox Rookie of the Year that season by the Boston Chapter of the BBWAA.

🔴 Earned Red Sox Minor League Pitcher of the Year honors in 2008.

2011: Tied for the AL lead with 34 holds, trailing only Washington's Tyler Clippard (38) and Atlanta's Jonny Venters (35) for the Major League lead.

🔴 Was the most holds for a Red Sox in a single season since the stat was 1st tracked in 1969, breaking his own club record set the previous year (32)...Led the AL with a franchise-record 21 holds before the All-Star break.

🔴 Paced the team while placing among AL relief leaders in appearances (T-5th, 70) and opponent AVG (5th, .179)...Also ranked among qualifying AL relievers in WHIP (6th, career-best 0.96), opponent OBP (7th, .254) and strikeouts (T-7th, 74).

🔴 Allowed just 14.7 percent of inherited runners to score (5 of 34), the 4th-lowest mark among AL qualifiers...Was the 2nd-best single-season mark by a Sox reliever (min. 30 IR) since 1995 after Jonathan Papelbon in 2008 (13.3%, 4 of 30).

🔴 Held right-handers to a .136 clip (15-for-110), 4th best among AL hurlers with at least 100 batters faced... Limited hitters in the 3rd-6th spots in the lineup to a .128 AVG (14-for-109), including just .138 (4-for-29) to cleanup hitters, which tied for 2nd best in the AL (min. 30 BF)...Opponents hit just .133 (12-for-90) against him with 2 outs, 3rd lowest in the AL (min. 50 BF).

🔴 Held opponents hitless in all 12 at-bats with the bases loaded, the most opponent at-bats among AL hurlers who did not allow a hit in that situation.

ALL-TIME RED SOX SINGLE-SEASON HOLDS LEADERS

HOLDS	PITCHER	YEAR
34	Daniel Bard	2011
32	Daniel Bard	2010
27	Hideki Okajima	2007
24	Hideki Okajima	2009
24	Mike Timlin	2005

2011 MAJOR LEAGUE HOLDS LEADERS

HOLDS	PITCHER	TEAM
38	Tyler Clippard	WAS
35	Jonny Venters	ATL
34	Daniel Bard	BOS
34	Sean Marshall	CHC
34	David Robertson	NYN

🔴 Tallied a .161 opponent AVG (24-for-149) in the 1st half, the best mark by any qualifying Red Sox pitcher before the break over the last 65 seasons since 1946.

🔴 Had a career-long 7 straight outings with a hold from 7/1-16, tying the 2nd-longest such streak ever by a Red Sox after Hideki Okajima's 8-game run from 4/21-5/6/07...Led the Majors with 10 holds in 13 July tilts overall.

🔴 Led club and tied for 5th in AL in both scoreless appearances (55) and perfect outings (30)...Was the most appearances by a Red Sox without allowing a base runner since Tom Gordon in 1998 (31).

❖ Did not allow a run over a Red Sox-record 25 consecutive outings from 5/27-7/31...Posted an AL-high and career-best 26.1-inning scoreless streak in that time...It was the longest single-season scoreless inning streak by a Red Sox since Pedro Martinez in 2002 (35.0, 7/25-8/16) and the longest for the team as a reliever since Bob Stanley in 1980 (27.1, 7/29-9/1/80).

❖ Went more than 1.0 IP a career-high 16 times, posting a 0.75 mark (2 ER/24.0 IP) with 10 holds and 28 K's in those outings.

❖ Struck out a season-high 4 batters on 5/4 vs. LAA, tossing scoreless 11th and 12th innings in the team's 13-inning loss...Also hurled 2.0 frames on 8/21 at KC, matching his season-high.

❖ Fanned 2 in a scoreless 9th inning on 4/23 at LAA, combining with Daisuke Matsuzaka (8.0 IP) for a 5-0 shutout at LAA on 4/23.

❖ Pitched a perfect 9th inning on 6/5 vs. OAK in a 6-3 win for his only save of the season, the 5th of his career.

❖ Lost a career-high 9 games, the most by a Red Sox reliever since 2001 (Derek Lowe, 10)...Took the loss in 3 straight outings from 9/7-14, becoming the 1st Red Sox reliever to suffer the loss in 3 straight appearances since Jim Willoughby dropped 3 straight from 8/22-26/76...Threw 36 pitches in 1.0 inning of work on 9/7 at TOR, his 2nd-largest single-game total after 38 pitches on 5/13/09 at LAA.

2010: Led the American League with 32 holds, setting a single-season Red Sox record...Was just the 3rd Sox reliever all time to record an ERA under 2.00 while throwing at least 70.0 innings.

❖ Earned the Sox 2010 Fireman of the Year honors from the Boston Chapter of the BBWAA.

❖ His 32 holds also placed 3rd in the Majors behind SD's Luke Gregerson (40) and Mike Adams (38)...Passed Hideki Okajima's mark of 27 in 2007 for most by a Boston hurler.

❖ Paced Boston and tied for 5th in the AL with 73 games...Tied for the team lead (also Jonathan Papelbon) and tied for 3rd in the AL with 76 relief strikeouts...Also led Sox relievers and ranked among AL leaders out of the bullpen in opponent average (4th, .176), innings (T-4th, 74.2) and ERA (6th, 1.93)...Struck out at least 1 batter in an AL-relief-high 51 appearances.

❖ Became the 1st Red Sox reliever to toss at least 70.0 frames and record an ERA under 2.00 since Dick Radatz in 1963 (132.1 IP/1.97 ERA)...Is the 5th Boston pitcher to do it overall in that time (also starters Luis Tiant (1.91 in 1972), Roger Clemens (1.93 in 1990) and Pedro Martinez (1.74 in 2000)...Only the 3rd Sox reliever to accomplish the feat overall, also Ellis Kinder in 1953 (107.0 IP/1.85 ERA).

❖ Tossed more than 1.0 inning on 15 occasions, posting a 1.11 mark (3 ER/24.1 IP) with 8 holds and 22 strikeouts in those outings.

❖ Collected a career-high 3 saves: 5/19 vs. MIN, 6/8 at CLE and 6/18 vs. LAD.

❖ Tallied an AL-relief-best 0.81 ERA (3 ER/33.1 IP) and .131 opponent average (14-for-107) at home (min. 25.0 IP) compared to 2.83 (13 ER/41.1 IP) and .208 (31-for-149) on the road...Had a 1.68 ERA at night (11 ER/59.0 IP) compared to 2.87 (5 ER/15.2 IP) during the day.

❖ Held left-handed batters to a .141 mark (19-for-135), 3rd among AL relievers (min. 50 LH batters faced)...Limited righties to a .215 clip (26-for-121).

❖ Had a 1.75 ERA (7 ER/36.0 IP) in 35 games against AL East rivals, including 8.1 scoreless innings in 8 outings vs. TB and 8.1 shutout frames in 7 appearances vs. TOR.

❖ Posted ERA's under 1.00 in 2 months: 0.79 in May (1 ER/11.0 IP) and 0.96 (1 ER/9.1 IP) in July.

2010 MAJOR LEAGUE HOLDS LEADERS

HOLDS	PITCHER	TEAM
40	Luke Gregerson	SD
38	Mike Adams	SD
32	Daniel Bard	BOS
27	Kevin Jepsen	LAA
26	Joba Chamberlain	NY
26	Scott Downs	TOR
26	Arthur Rhodes	CIN

❖ Combined on 1-hitters twice in 4 days: 5/22 at PHI with Daisuke Matsuzaka, and 5/25 at TB with Jon Lester, Manny Delcarmen and Jonathan Papelbon...Is the 1st Red Sox pitcher to contribute to a pair of 1-hitters in the same season since Rick Wise did so in 1976 (both starts).

❖ Tallied season-high, 15.2-inning scoreless streak over 16 outings from 6/15-7/25, the longest stretch by a Sox reliever in 2010.

❖ Held opponents scoreless in 35 of his last 42 tilts beginning 6/15 with a 1.50 ERA (7 ER/42.0 IP) in that time.

❖ Made 100th career appearance on 8/9 at NYY and recorded a hold...Marked his 38th career hold, tied for the 7th most ever by a pitcher in his 1st 100 games.

2009: Spent 1st season at Major League level after making Big League debut in May...Named Red Sox Rookie of the Year by the Boston Chapter of the BBWAA...Led Major League rookie relievers and was 6th among AL relievers with 11.49 strikeouts per 9.0 innings pitched.

❖ The 11.49 strikeouts per 9.0 IP marked the 3rd-best ratio among AL rookie relievers since 1952 behind Ken Brett (12.04 with Boston in 1970) and Rafael Soriano (11.55 with Seattle in 2003).

LONGEST STREAKS OF SCORELESS OUTINGS IN RED SOX HISTORY

G	PITCHER	DATES
25	Daniel Bard	5/27-7/31/2011
21	Jonathan Papelbon	7/17-9/16/2011
20	Ugueth Urbina	4/26-6/26/2002

Also ranked among AL rookie relievers in strikeouts (4th, 63), opponent batting average (8th, .228), games (7th, 49) and innings (9th, 49.1).

His 63 strikeouts tied Hideki Okajima (2007) for 4th among Red Sox rookie relievers since 1946 behind only Dick Radatz (143 in 1962), Jonathan Papelbon (75 in 2006) and Ken Brett (70 in 1970)...Ranked 8th among Sox rookie relievers since 1946 with a 2.86 strikeout-to-walk ratio (63 K's/22 BB).

Recorded multiple strikeouts on 19 occasions including 8 games of 3 or more...Struck out 3 batters in each of 3 straight outings, 7/9-17...Was the 1st Red Sox reliever to do so since Alan Embree, 8/7-17/02, and the 1st rookie reliever since Craig Skok's 4 straight from 7/17-8/7/73.

Selected to the Big League roster from Triple-A Pawtucket on 5/10...Made ML debut on 5/13, tossing 2.0 scoreless frames at LAA and striking out his 1st batter faced (Mike Napoli).

Fanned each of his last 5 batters faced on 5/29 at TOR, a career-high 2.1-inning outing...Became the 1st Red Sox rookie to strike out 5 straight since Casey Fossum on 8/27/02 vs. the Yankees.

1st Major League save came on 6/12 at PHI, throwing a scoreless 13th inning.

No earned runs allowed over a span of 14.0 innings (12 games) from 6/28-8/1 with 23 strikeouts compared to no walks...Streak ran to 14.1 IP before yielding a run in the 8th on 8/4 at TB.

Made 27 appearances before yielding 1st home run, 8/4 at TB (Evan Longoria)...Marked longest homerless streak to begin a Major League career by any Red Sox pitcher since at least 1919.

Earned 1st ML victory with 1.1 scoreless innings, 8/26 vs. CWS...Sox won, 3-2, on a walk-off HR by David Ortiz.

Entering the season, was named the No. 4 prospect in the Red Sox system by *Baseball America* and dubbed as having the Best Fastball in the system in the publication's "Best Tools" survey.

POSTSEASON: Made postseason debut in Game 1 of the ALDS at LAA on 10/8, tossing 1.0 perfect inning with 2 strikeouts...Also threw 2.0 perfect frames with 2 K's in Game 3 on 10/11 at Fenway Park.

2008: Named Red Sox Minor League Pitcher of the Year, splitting time between Single-A Greenville and Double-A Portland in his 2nd professional season.

Threw more than 1.0 inning in 33 of 46 combined appearances, including 11 straight, 4/6-5/7 with Greenville.

Combined to hold right-handed batters to a .150 clip (23-for-153) compared to .168 (19-for-113) vs. lefties...Yielded 4 homers to righties and none to left-handers.

Began the season with Greenville...No runs allowed in 14 of 15 appearances with the Drive.

Garnered Red Sox Minor League Pitcher of the Month honors for April, tossing 20.0 scoreless frames and going 1-0 with a system-best 32 strikeouts over 10 appearances...Scoreless streak stretched to 22.0 innings and 11 outings before surrendering 2 runs on 5/7 against Rome.

Earned a promotion to Portland on 5/17...Fanned at least 1 batter in 29 of 31 appearances with the Sea Dogs.

Landed on the disabled list 8/29 and missed the rest of the season.

Following the season, ranked the No. 9 prospect in the Eastern League according to *Baseball America* and also named a First-Team Minor League All-Star by that publication.

2007: In 1st pro season, started 22 games between Single-A Lancaster and Greenville.

Made 5 starts for Lancaster, 4/6-27, before landing on the DL on 5/2 with an elbow strain.

Transferred to Greenville on 6/5...Held opponents to 3 earned runs or less in each of his first 9 outings from 6/5-7/20, going 3-1 with a 3.65 ERA (15 ER/37.0 IP) in that time.

Pitched exclusively in relief over 16 appearances for the Honolulu Sharks of the Hawaii Winter League...Posted a 1.08 ERA (2 ER/16.2 IP), 4th best in the circuit...Named to the league's post-season All-Star team.

Prior to the season, cited by *Baseball America* as No. 4 prospect and having the Best Fastball in the Boston chain.

PERSONAL

Married to Adair.

Attended the University of North Carolina and went 23-12 with a 3.86 ERA (116 ER/270.1 IP) and 235 strikeouts over 3 seasons with the Tar Heels...Tied career high in wins (8) and posted personal bests in ERA (3.47) and strikeouts (90) as a junior in 2006...Was teammates with fellow Red Sox pitcher Andrew Miller.

Played for the Wareham Gatemen of the Cape Cod Baseball League in the summer of 2005.

His father Paul played 5 years of minor league baseball in the Dodgers and Orioles organizations...Younger brother Luke was selected by the Red Sox in the 16th round of the 2009 First-Year Player Draft but did not sign...Grandfather Fran O'Brien has coached baseball at Stonehill, MIT, Holy Cross and Brandeis University.

IN THE COMMUNITY

Daniel has been active in many of the Red Sox community efforts since joining the Big League club in 2009...He participates in events that benefit the Red Sox Foundation, including the Welcome Home Party and Picnic in the Park...Has visited with fans as part of the Red Sox Destinations program...During Spring Training, has played in the Children's Hospital of Southwest Florida Celebrity Golf Classic in Fort Myers and, in 2010, attended "An Evening with the Red Sox," a fundraiser for the Boys & Girls Clubs of Lee County...In 2011, spoke with children attending the Red Sox Baseball Academy and participated in the Bank of America Youth Clinic at Fenway Park...Also took part in the Foundation to be Named Later's Business of Baseball Luncheon and participated in the Red Sox On-Field Photo Day...Took part in the annual BoSox Club Family Day at Fenway Park in 2010...In 2009, he participated in the New Stars for Young Stars event to benefit the Jimmy Fund and visited the Jimmy Fund and Children's Hospital Boston as part of the Rookie Program...Also in 2009, he assisted in a baseball clinic at McCoy Stadium, the home of the Red Sox Triple-A club, and took part in a fan/player photo session.

DANIEL BARD'S CAREER RECORD

YEAR	CLUB	W-L	ERA	G	GS	CG	SHO	SV	IP	H	R	ER	HR	HB	BB	SO	WP	BK
2007	Lancaster	0-2	10.13	5	5	0	0	0	13.1	21	23	15	2	1	22	9	5	0
	Greenville	3-5	6.42	17	17	0	0	0	61.2	55	49	44	3	7	56	38	22	1
2008	Portland	4-1	1.99	31	0	0	0	7	49.2	30	14	11	3	3	26	64	8	0
	Greenville	1-0	0.64	15	0	0	0	0	28.0	12	2	2	1	3	4	43	0	0
2009	Pawtucket	1-0	1.13	11	0	0	0	6	16.0	6	2	2	2	1	5	29	0	0
	BOSTON	2-2	3.65	49	0	0	0	1	49.1	41	24	20	5	3	22	63	1	1
2010	BOSTON	1-2	1.93	73	0	0	0	3	74.2	45	18	16	6	2	30	76	2	0
2011	BOSTON	2-9	3.33	70	0	0	0	1	73.0	46	29	27	5	2	24	74	2	1
Major League Totals		5-13	2.88	192	0	0	0	5	197.0	132	71	63	16	7	76	213	5	2
Minor League Totals		9-8	3.95	79	22	0	0	13	168.2	124	90	74	11	15	113	183	35	1
Red Sox Totals		5-13	2.88	192	0	0	0	5	197.0	132	71	63	16	7	76	213	5	2

2006 Signed by the Boston Red Sox as a first-round selection (28th overall) in the First-Year Player Draft

DIVISION SERIES RECORD

YEAR	CLUB	W-L	ERA	G	GS	CG	SHO	SV	IP	H	R	ER	HR	HB	BB	SO	WP	BK
2009	BOS vs. LAA	0-0	0.00	2	0	0	0	0	3.0	0	0	0	0	0	0	4	0	0

CAREER FIELDING RECORD

YEAR	CLUB	POS	PCT.	G	GS	PO	A	E	TC	DP
2009	BOSTON	P	.750	49	0	4	2	2	8	1
2010	BOSTON	P	.875	73	0	7	7	2	16	1
2011	BOSTON	P	.941	70	0	11	5	1	17	0
Career Totals		P	.878	192	0	22	14	5	41	2

CAREER SINGLE-GAME HIGHS

INNINGS PITCHED	2.1, 5/29/09 at TOR
STRIKEOUTS	5, 5/29/09 at TOR
HITS ALLOWED	4, 4/1/11 at TEX
RUNS ALLOWED	5, 9/7/11 at TOR
WALKS ALLOWED	4, 9/11/10 at OAK
HOME RUNS ALLOWED	2, 2 times, last 5/19/11 vs. DET
EJECTIONS	None

JOSH BECKETT • 19 • RHP



FULL NAME: Joshua Patrick Beckett
BATS: Right **THROWS:** Right **HEIGHT:** 6-5 **WEIGHT:** 225
OPENING DAY AGE: 31 (Turns 32 on May 15)
BORN: May 15, 1980 in Spring, TX
RESIDES: Cotulla, TX
MAJOR LEAGUE SERVICE: 10 years, 30 days
ACQUIRED: From Florida with 3B Mike Lowell and RHP Guillermo Mota in exchange for SS Hanley Ramirez and RHPs Anibal Sanchez, Jesus Delgado and Harvey Garcia on November 24, 2005
SIGNED BY: Bob Laurie (Marlins)
CONTRACT STATUS: Signed through 2014

CAREER HIGHLIGHTS

- Is 5th in the Majors with 1,484 strikeouts since the start of the 2003 campaign.
- Joins Derek Lowe, CC Sabathia and Javier Vazquez as the only hurlers in baseball to record at least 100 strikeouts in each of the last 10 seasons from 2002-11.
- Has fanned at least 1 batter in each of his 279 career Major League games (since 9/4/2001), the longest active streak in the Majors and the 2nd longest to begin a career since 1900 after Dwight Gooden's streak of 349 games from 4/7/84-9/3/97.
- Has thrown at least 100.0 innings and made 20 or more starts in each of the last 10 seasons beginning in 2002, 1 of 7 Big Leaguers to reach those marks.
- Ranks 5th in the Majors with 99 wins since 2005 and is 3rd in the AL with 84 victories since the start of the 2006 campaign.
- Has compiled a .641 winning percentage (84-47) in 6 seasons with the Red Sox since 2006, the 5th-best mark in club history among hurlers with at least 100 decisions.
- Selected as an AL All-Star in 2007, 2009 and 2011... Was the winning pitcher in the 2007 Mid-Summer Classic at SF.
- Named 2007 Red Sox Pitcher of the Year by the Boston Chapter of the BBWAA.
- Ranks 6th in the AL with 1,014 K's over 6 seasons with Boston from 2006-11... Ranks 9th in the AL during that span with 1,112.2 innings.
- His 1,014 strikeouts with the Sox are 7th on the club's all-time list... Bruce Hurst is 6th at 1,043... Had 583 strikeouts through his 1st 100 starts with Sox... Pedro Martinez (937) and Roger Clemens (650) are only pitchers in club history with more through 100 starts.
- His ratio of 8.20 strikeouts per 9.0 innings with Boston ranks 3rd in team history (min. 1,000.0 IP) and 3rd in the AL since 2006 (min. 1,000.0 IP).
- Has tallied a .643 winning percentage (45-25) away from Fenway Park in his career with the Red Sox, the best percentage on the road in the AL since 2006 (min. 60 decisions) and 2nd-highest mark for a Boston hurler since 1946 behind Pedro Martinez at .756 (59-19) (min. 60 decisions).
- Has compiled a 7-3 record with a 3.07 ERA (32 ER/93.2 IP) in 14 career postseason games (13 starts).
- Ranks 2nd among pitchers with at least 85.0 career postseason innings with a .198 opponent AVG (67-for-338)... Also places among that group in opponent OBP (3rd, .253), fewest base runners allowed per 9.0 innings (3rd, 8.84), and winning percentage (10th, .700).
- Has tossed 3 complete-game shutouts in the playoffs, tied with Mordecai Brown (1906-10) and Whitey Ford (1950-64) for 2nd-most all-time, 1 behind Christy Mathewson (1905-13).

AL WINS LEADERS, 2006-11

WINS	PITCHER	TEAMS
107	Justin Verlander	DET
96	CC Sabathia	CLE/NYY
84	Josh Beckett	BOS
82	Jered Weaver	LAA
81	Felix Hernandez	SEA
81	John Lackey	LAA/BOS

ALL-TIME RED SOX LEADERS, STRIKEOUTS PER 9.0 INNINGS

(minimum 1,000.0 innings)

K/9	PITCHER	YEARS
10.95	Pedro Martinez	1998-2004
8.40	Roger Clemens	1984-96
8.20	Josh Beckett	2006-11
6.54	Ray Culp	1968-73
6.43	Bruce Hurst	1980-88

- Named MVP of the 2003 World Series with the Marlins... Went 1-1 with a 1.10 ERA (2 ER/16.1 IP) in 2 WS starts vs. NYY... Pitched a complete-game, 5-hit shutout in the decisive 2-0 Game 6 win on 10/25 at NYY... Did it on 3 days rest... Became the 1st pitcher since MIN's Jack Morris in 1991 to go the distance in a deciding World Series game (19th ever)... Was also the youngest hurler (23 years, 5 months, 10 days) to win a deciding WS game since KC's Bret Saberhagen (21 years, 6 months, 16 days) in 1985.
- In 2007, notched 4 wins in the playoffs for the Red Sox, tied for 3rd-most all-time in a single postseason... Earned ALCS MVP honors, winning both starts vs. CLE with a 1.93 ERA (3 ER/14.0 IP).

2011: Posted his best marks in 10 full Major League seasons in ERA (2.89), opponent AVG (.211) and WHIP (1.03)...Made his 3rd career All-Star team.

✦ Halved his ERA from 2010 (5.78), becoming the 1st Red Sox ever to shave his ERA by as many as 2.89 runs from 1 season to the next with at least 125.0 innings for the club in each year.

✦ Led the team and ranked among AL leaders in ERA (5th), opponent AVG (3rd), WHIP (4th), winning pct. (7th, .650), strikeout-per-walk ratio (11th, 3.37)...Tied for AL lead with 7 scoreless starts.

✦ Ranked among AL leaders in home ERA (10th, 2.71), road ERA (7th, 3.05) and night ERA (7th, 3.01)...Also topped the Sox in innings (193.0) and quality starts (20) and was 2nd in wins (13), starts (30) and K's (175).

✦ Ranked 6th in the AL with a .186 (75-for-403) opponent clip vs. left-handers, the 2nd-lowest mark by a qualifying Red Sox starter in 30 years after Pedro Martinez's 2000 season (.150)...Was also 6th in the AL in opponent AVG with RISP (.193).

✦ Voted to his 3rd-career All-Star team (also 2007 and 2009) via the Player Ballot, a vote of the players, managers and coaches...Attended the exhibition but did not appear in the game.

✦ Held opponents to a Major League-low .187 AVG (72-for-385) in the 1st half and ranked 3rd in the AL with a 2.27 ERA (28 ER/111.0 IP) and 6th with a .727 winning percentage (8-3) in that time.

✦ His 2.27 1st-half ERA was the best by a qualifying Sox starter since 2001 (Pedro Martinez, 2.26)...His .187 opponent AVG was 3rd lowest by a Sox starter before the break since 1946, best since 2000 (Martinez, .164).

✦ Allowed 5 runs or less in each of his 1st 28 starts of the season, the longest such streak to begin a campaign by a Red Sox since Alex Ferguson did it in his 1st 28 starts of 1924...Allowed a season-high 6 runs in each of his 2 subsequent outings of the year, 9/21 vs. BAL and 9/26 at BAL, increasing his ERA from 2.50 to 2.89.

✦ His 6 runs allowed on 9/21 snapped a streak of 35 starts allowing 5 runs or less dating back to 8/25/2010...It was the longest streak by a Red Sox since Bill Monbouquette's 41-gamer from 6/28/1964-7/16/1965.

✦ Tossed the Sox only 9.0-inning complete game and shutout of the year, a 1-hitter in Boston's 3-0 win at TB on 6/15, his 10th career complete game (7th with BOS) and 5th shutout (3rd with BOS)...Since 1920, Hideo Nomo (5/25/01 vs. TOR) is the only other Red Sox pitcher to toss a shutout with 1 hit allowed or less while not walking or hitting any batters and facing just 1 hitter over the minimum.

✦ Boston went 20-10 in his starts...Led Sox starters with a career-high 10 no-decisions...Tied for the ML lead with 6 no-decisions in which he allowed 1 run or less and 8 no-decisions in which he allowed 2 runs or less.

✦ Received 3 runs of support or less in 17 of his 30 starts overall, including 2 runs or less in 9 of his 10 no-decisions...Started 7 of Boston's 11 extra-innings games in 2011.

✦ Collected his 1,000th strikeout as a member of the Red Sox on 9/16 vs. TB...Passed Smoky Joe Wood (986) for 7th on the team's all-time strikeouts list on 8/31 vs. NYY.

✦ Went 7.0 innings or more while allowing 5 base runners or less in 3 straight games from 4/10-21...Joined Pedro Martinez (4, 7/25-8/10/02), Tex Hughson (3, 6/13-22/43) and Ed Durham (3, 9/12-21/31) as the only Boston hurlers to achieve the feat since 1919.

✦ Went 2-0 with a 0.56 ERA (2 ER/32.1 IP) in his 1st 5 home starts through 5/19...Allowed 1 run or less in each of those games, the longest such streak by a Red Sox at home to begin a season since 1919.

✦ Had a 1.00 ERA (4 ER/36.0 IP) in 6 May starts, the best mark by a Red Sox pitcher with at least 25.0 innings in May since 2000 (Pedro Martinez, 0.86) and the lowest ERA by a Red Sox in any full month (min. 25.0 IP) since September 2003 (Martinez, 0.82).

✦ Held opponents to fewer hits than innings pitched in 11 straight starts from 5/4-7/3, 2 shy of the team's single-season record, set by Babe Ruth in 1916...Allowed 1 run or less in 5 straight starts from 5/4-24, the longest such streak of his career and the longest by a Red Sox since Derek Lowe, 7/17-8/8/02.

✦ Did not surrender a home run over a career-high 7 straight starts from 5/4-6/4, the longest such streak of the season by a Red Sox...Threw a career-high 8 straight quality starts from 5/9-6/15, the longest stretch on the team in 2011...Went 4-1 with a 1.51 ERA (9 ER/53.2 IP) in that time.

✦ Pitched at least 6.0 innings while allowing 5 hits or less in 9 straight starts from 5/14-7/3, the longest such streak in Red Sox history...Matched the longest streak of its kind by an AL right-hander since 1919.

✦ Did not allow a run over a career-high 19.1 innings from 4/27-5/19, including a career-high 3 straight scoreless starts from 5/9-14...Also had a 16.0-inning scoreless streak from 6/9-28 and a 14.0-inning run from 7/8-23.

✦ Went 4-0 with a 1.85 ERA (7 ER/34.0 IP) and 38 K's in 5 starts against the Yankees, becoming the 1st Red Sox with 4 wins vs. NYY in a season since Al Nipper in 1987 (4)...No other Major Leaguer won more than 2 games against New York in 2011.

**LOWEST OPPONENT AVG,
2011 MAJOR LEAGUE LEADERS**

AVG	PITCHER	TEAM
.192	Justin Verlander	DET
.207	Clayton Kershaw	LAD
.210	Jeremy Hellickson	TB
.211	Josh Beckett	BOS
.211	Michael Pineda	SEA

🔴 On 4/10, earned a 4-0 win over the Yankees with 8.0 scoreless innings, allowing 2 hits while fanning 10... Became the 1st Red Sox hurler to go at least 8.0 scoreless innings with 10+ strikeouts while limiting the opposition to 2 hits or less since Pedro Martinez on 7/25/2002 vs. TB (8.0 IP, 2 H, 11 K)...The only other Red Sox hurler since 1919 to reach those marks in a game against the Yankees was Ray Culp, 9/21/1968 at NYY (9.0 IP, 1 H, 11 K).

🔴 Had 1 other double-digit strikeout game, fanning a season-high 11 batters on 7/3 at HOU to become the 1st Red Sox with at least 11 K's and no walks in an outing since Pedro Martinez on 7/7/2003 at NYY (11 K).

🔴 Was 2-0 with a 0.78 ERA (2 ER/23.0 IP) in 3 starts against the Rays, the best single-season mark against the club (min. 20.0 IP) by a Major Leaguer since Pedro Martinez in 2003 (0.55)...Allowed just an infield single in each of his 1st 2 starts against TB, both at Tropicana Field (9.0 IP on 6/15 and 8.0 IP on 7/17)...Was the 1st pitcher since 1925 with consecutive starts against an opponent of 8.0+ innings and no more than 1 combined hit and walk allowed (BRO's Dazzy Vance, 9/8 and 9/15 vs. PHA).

🔴 His 2, 1-hit outings of at least 8.0 innings matched them most in a season by a Red Sox since 1919, also accomplished by Rick Wise in 1976 and Pedro Martinez in 2000.

2010: Limited to 127.2 innings over 21 starts due to injury with his fewest wins (6) and strikeouts (116) since 2002 with Florida and a career-high 5.78 ERA (82 ER/127.2 IP).

🔴 Tallied a 1-2 record with a 9.95 ERA (42 ER/38.0 IP) in 7 starts against 2010 ALCS participants Texas and New York...Went 5-4 with a 4.01 ERA (40 ER/89.2 IP) in 14 combined starts against all other opponents.

🔴 Posted a 3.86 ERA (8 ER/18.2 IP) through his 1st 3 starts of the season, but finished the month of April with a 7.22 ERA (23 ER/28.2 IP), the exact same mark he posted in April 2009...Since 1952, Marty Pattin is the only Sox pitcher with a higher ERA in the month of April (minimum 25.0 IP) at 9.00 (25 ER/25.0 IP) in 1973.

🔴 Made 2nd consecutive Opening Day start on 4/4 vs. NYY, the 5th Opening Day nod of his career (also 3 with the Marlins from 2003-05)...Allowed 5 runs over 4.2 innings but did not factor in the 9-7 victory.

🔴 Signed a 4-year contract extension with Boston through the 2014 season on 4/5.

🔴 Allowed a career-high-tying 9 runs (3rd time, 1st since 2006) and took the loss as the Sox fell 10-3 vs. NYY on 5/7...Struck out 8 and also hit 2...Became the 1st ML pitcher with as many as 9 runs, 8 strikeouts and 2 HBPs in the same game since Philadelphia's Jack Coombs at 6/28/1911 at WAS (9 R, 10 K, 3 HBP)...Was the 1st Sox pitcher with at least 9 runs and 8 K's since Red Ruffing on 9/27/1928 at Cleveland (14 R, 8 K).

🔴 Loss on 5/7 snapped a stretch of 10 straight undefeated starts beginning 9/12/09, the 2nd-longest undefeated streak of his career after an 11-game run from 4/4-6/8/07.

🔴 Landed on the 15-day disabled list with a lower back strain on 5/19 and transferred to the 60-day DL on 7/16...Did not receive a decision while posting a 4.50 ERA (4 ER/8.0 IP) over 2 rehab starts with Triple-A Pawtucket on 7/11 and 7/17...Activated from the DL on 7/23.

🔴 Tallied a 2.18 ERA (5 ER/20.2 IP) with a 2-0 record over his 1st 3 games after coming off the DL, but gave up at least 6 earned runs in each of his next 3 tilts from 8/8-19 (10.69 ERA, 19 ER/16.0 IP)...Compiled a 4.17 ERA (21 ER/45.1 IP) over his final 7 starts beginning 8/25.

🔴 Tossed a season-high 8.0 innings in a 3-1 win against the Indians at Fenway Park on 8/3, allowing 1 run on a season-low 3 hits with no walks and 8 strikeouts...Retired the final 14 batters he faced beginning with the 2nd out of the 4th inning...Ejected in the bottom of the 8th during an on-field incident, his 1st career ejection.

🔴 Fanned Torii Hunter in the opening frame on 8/19 vs. LAA for his 1,400th career strikeout in his 242nd ML outing...Became the 3rd-fastest pitcher since 2000 to reach 1,400 K's, after only A.J. Burnett (237th game on 8/7/09) and Jake Peavy (222nd game on 5/8/10).

2009: Named an All-Star for the 2nd time...Established career highs in innings (212.1), strikeouts (199) and complete games (4).

🔴 Finished among AL leaders in complete games (T-3rd, 4), wins (T-4th, 17), strikeouts per 9.0 innings (5th, 8.43), strikeouts (6th), innings (9th), opponent batting average (9th, .244) and fewest walks per 9.0 innings (9th, 2.33).

🔴 His 4 complete games marked most by a Sox hurler since Pedro Martinez's 7 in 2000.

🔴 Went 8-1 with a 2.69 ERA (29 ER/97.0 IP) in 14 starts following a Sox loss...The team was 11-3 in those contests.

🔴 In 16 home starts, went 10-1 with a 3.59 ERA (43 ER/107.2 IP)...Took only home loss on 8/23 vs. NYY, his 12th start of the year at Fenway Park...Was 1st Red Sox hurler to go undefeated in his 1st 11 home starts to begin a season since Curt Schilling in 2004 (11).

🔴 Was Boston's Opening Day starter on 4/7 vs. TB, his 1st Opening Day nod for the Red Sox and 4th overall...Tossed 7.0 innings of 2-hit, 1-run ball with 10 strikeouts and earned the 5-3 win...The 10 K's were the most by a Sox pitcher on Opening Day since Pedro Martinez fanned 11 at SEA on 4/4/00.

🔴 Went 2-2 with a 7.22 ERA (23 ER/28.2 IP) in 5 April starts but went 15-4 with a 3.33 ERA (68 ER/183.2 IP) in 27 starts over the remainder of the season.

🔴 Served 5-game suspension (reduced from 6) 4/19-24 as result of on-field incident that occurred 4/12 at LAA.

🔴 Posted a 2.17 ERA (31 ER/128.1 IP) while going 12-2 over 18 starts from 5/5-8/12, tops in the AL and 3rd in the Majors in that time behind San Francisco's Tim Lincecum (1.98) and Los Angeles' Clayton Kershaw (2.00).

- ❖ Made 100th start for Boston on 5/28 at MIN, tossing 7.0 innings of 1-run ball for the 3-1 victory.
- ❖ Belted 3rd career homer on 6/14 at PHI, a 6th-inning leadoff shot off J.A. Happ...Was 1st homer by a Red Sox pitcher since he did it on 5/20/06 also at PHI.
- ❖ Earned AL Player of the Week honors for 7/6-12, going 2-0 with a 1.15 ERA (2 ER/15.2 IP).
- ❖ Tossed complete-game, 3-hit shutout to earn 100th career Major League win, a 6-0 Sox victory on 7/12 vs. KC... Was the 1st Red Sox pitcher to get 100th career win with a shutout since Sonny Siebert on 6/22/71 vs. CLE.
- ❖ Entered the All-Star break tied for the Major League lead with 11 wins...Joined Tim Wakefield as the 7th pair of teammates ever to share their league's lead at that point in the season...Atlanta's Tom Glavine and Greg Maddux were the last to do it with 12 each in 1998...Wes Ferrell and Lefty Grove are the only other pitchers to accomplish the feat for Boston, winning 11 games each before the Midsummer Classic in 1936.
- ❖ Finished 5th among AL starters in the Players All-Star Balloting...Was at the game but did not pitch in the Midsummer Classic on 7/14 at STL.
- ❖ Tossed a club season-high 18.0 consecutive scoreless innings from 8/1-12.

POSTSEASON: Started Game 2 of the ALDS at LAA...Tagged with the loss, yielding 4 runs over 6.2 frames... Snapped personal 6-game postseason win streak over 8 starts dating back to Game 6 of the 2003 World Series.

2008: Finished 8th in the American League with 172 strikeouts while walking only 34 batters...Missed time with 2 stints on the disabled list.

- ❖ Averaged 8.88 strikeouts per 9.0 innings, 2nd in the AL behind only Toronto's A.J. Burnett (9.39).
- ❖ Ranked 9th in the AL with 1.76 walks per 9.0 innings...Tied with teammate Paul Byrd and Cleveland's Cliff Lee for the 2nd-fewest walks of any AL hurler with at least 170.0 innings.
- ❖ Walk total marked lowest single-season tally since issuing 11 free passes over 4 games with Florida in 2001, his 1st season at the Major League level.
- ❖ Placed 4th in the AL with a 2.85 ERA (32 ER/101.0 IP) in 15 road starts compared to a 5.65 ERA (46 ER/73.1 IP) in 12 outings at Fenway Park...Overall, went 7-5 on the road and 5-5 at home.
- ❖ Placed on the 15-day DL on 3/25 (retroactive to 3/19) with a lower back strain...Missed the Sox opening series in Japan...Reinstated 4/6.
- ❖ Struck out a career-high 13 in a 3-0 loss at TB on 4/27, tied for the ML's highest single-game total of 2008... Recorded each of 1st 6 outs with strikeouts and fanned 8 through 3.0 frames.
- ❖ Collected career strikeout No. 1,000, fanning Brandon Inge on 5/8 at DET.
- ❖ Beginning on 5/24 at OAK, went 5-2 with a 2.23 ERA (17 ER/68.2 IP) in his final 10 road starts of the season, the best road ERA in the Majors over that span (minimum 60.0 innings).
- ❖ Recorded 3 strikeouts in a 10-6 loss vs. BAL on 6/10, ending a streak of 17 consecutive starts with at least 5 K's that began 8/29/07...Since 1919, Pedro Martinez (43 and 21) and Roger Clemens (20 and 20) are the only Red Sox pitchers with streaks of at least that length.
- ❖ Tossed 5th-career complete game on 7/19 at LAA but took the 4-2 loss...Did not allow a run until a 7th-inning leadoff homer by Vladimir Guerrero.

- ❖ On the 15-day disabled list again on 8/28 (retro to 8/18) with right elbow inflammation...Reinstated 9/5 and made 4 starts, going 1-1 with a 2.16 ERA (6 ER/25.0 IP) to close out the season.

POSTSEASON: Despite injuries, started 3 games in the postseason and went 1-0 with an 8.79 ERA (14 ER/14.1 IP)...Took the hill for Game 3 of the ALDS against the Angels at Fenway Park, 12 days after his final start of the regular season...Allowed a postseason career-high 9 hits and was touched for 4 runs in 5.0 innings but left with the score tied at 4-4 and did not figure in Boston's 5-4, 12-inning loss...Turned in shortest playoff start of his career in Game 2 of the ALCS at TB on 10/11, going 4.1 frames while setting postseason highs with 8 runs and 3 homers allowed and matching the 9 hits...Did not receive a decision as the Sox went on to lose, 9-8, in 11 innings...Staved off elimination with a win in Game 6 at TB on 10/18, allowing 2 runs on 4 hits and 1 walk while fanning 3 over 5.0 innings in a 4-2 victory.

2007: Selected as the Red Sox Pitcher of the Year by the Boston Chapter of the BBWAA after leading the Majors with 20 wins...Also named to 1st All-Star team.

❖ Tabbed as the Major League Starting Pitcher of the Year in fan voting on MLB.com...Also chosen as 1 of 4 starting pitchers on *Baseball America's* Major League All-Star Team.

- ❖ Finished 2nd in BBWAA Cy Young Award voting...Received 86 points (8, 1st; 14, 2nd; 4, 3rd), trailing only Cleveland's CC Sabathia (119 points).
- ❖ Became the Sox 1st 20-game winner since Curt Schilling in 2004 (21) and 27th pitcher overall in club history to reach the mark (47th time).

FEWEST INNINGS PITCHED BY A 20-GAME WINNER

WINS	PITCHER/YEAR/TEAM	IP
20	Bob Grim/1954/NYY	199.0
20	Pedro Martinez/2002/BOS	199.1
20	Mike Mussina/2008/NYY	200.1
20	Josh Beckett/2007/BOS	200.2
20	Tim Hudson/2000/OAK	202.1

Recorded 20th win in 29th start on 9/21 at TB, the fewest starts to reach 20 victories since Chris Carpenter in 2005 (28) and fewest for an AL pitcher since Pedro Martinez with the Sox in 1999 (25)...Tex Hughson (28th start in 1942), Boo Ferriss (29th start in 1945 and 26th start in 1946), Mel Parnell (28th start in 1949), Ellis Kinder (29th start in 1949), Roger Clemens (27th start in 1986 and 1990) and Martinez are the only other Red Sox to reach 20 wins in as few or less starts since 1920.

Tossed 200.2 innings on the year, marking the 4th-lowest total ever by a 20-game winner.

Was 1st Boston hurler to lead Majors in wins since Curt Schilling's 21 victories in 2004.

Ranked 2nd in the AL with a .741 winning percentage and had 6th-lowest ERA at 3.27.

Also placed among AL leaders in strikeouts/walks ratio (3rd, 4.85), fewest base runners allowed per 9.0 innings (4th, 10.50), fewest walks per 9.0 innings (6th, 1.79), strikeouts (7th, 194), opponent batting average (7th, .245), strikeouts per 9.0 innings (7th, 8.70), and fewest home runs per 9.0 innings (10th, 0.76).

Held opponents to a .207 clip with runners in scoring position (37-for-179), 2nd lowest in the AL.

Went 10-3 when starting after a Red Sox loss.

Posted the lowest road ERA in the Majors at 2.18 (22 ER/90.2 IP)...Tied for the AL lead (T-2nd in Majors) with 11 road wins (also Los Angeles' John Lackey).

Red Sox scored 147 runs while he was in the game, 8th most in the Majors...The club averaged 6.59 runs per 9.0 innings when he was on the mound, the 4th-highest ML mark.

Earned the win in the Sox home opener for the 2nd straight year, tossing 7.0 innings of 1-run ball with 8 K's on 4/10 vs. SEA...Became 1st Sox pitcher to win back-to-back home openers since Dennis Eckersley in 1979-80.

Voted Red Sox Player of the Month for April, going 5-0 with a 2.48 ERA (9 ER/32.2 IP) in 5 starts...Tied club record for wins in April, matching Babe Ruth (1917) and Pedro Martinez (2000).

Won each of his 1st 7 games with a 2.51 ERA (13 ER/46.2 IP)...Became just the 6th pitcher in franchise history to win at least his 1st 7 starts in a season...Babe Ruth (1917), Dave Ferriss (1945) and Roger Moret (1973) share the club record with wins in their 1st 8 contests to begin a season.

Took a no-decision on 5/13 vs. BAL, going only 4.0 innings and leaving the game after tearing skin on right middle finger...Placed on the disabled list on 5/19 (retroactive to 5/14) and missed 2 starts...Activated on 5/29.

Was 9-0 through 11 starts before taking the loss on 6/14 vs. COL...Was the 6th Sox hurler ever to win at least his 1st 9 decisions of a season, 1st since Roger Clemens began a club-record 14-0 in 1986.

9-game win streak (4/4-6/8) also marked a career high and tied for 2nd longest in the Majors in 2007, behind Oakland's Dan Haren (10, 4/18-7/1).

Carried a 12-2 record into the All-Star break, just the 18th time that a Sox pitcher has recorded at least 12 wins before the break (last, Derek Lowe with 12 wins in 2002).

Named to his 1st All-Star team after receiving the most votes of any AL starting pitcher.

Earned the win for the AL in the Midsummer Classic on 7/10 in SF, fanning 2 over 2.0 scoreless relief frames...Was the 3rd Sox pitcher ever to win an All-Star Game, 1st in relief...Roger Clemens (1986 in HOU) and Pedro Martinez (1999 in BOS) also accomplished the feat and Jonathan Papelbon did it in 2009 at STL.

Lone complete game in the regular season was an 8.0-inning defeat on 7/25 at CLE.

POSTSEASON: 4 wins overall in the playoffs tied for 3rd most all-time in a single postseason...Also matched record for most playoff victories as a starter in 1 year and was 1st Red Sox to reach that mark...Posted a 1.20 ERA (4 ER/30.0 IP) in 4 starts, tied for 5th lowest among pitchers with at least 30.0 innings in 1 postseason...Struck out 35, tied for 8th most ever in a postseason, and permitted just 2 walks...Went the distance and blanked the Angels on 4 hits, in a 4-0 Sox win in Game 1 of the ALDS on 10/3 at Fenway Park...Became 8th pitcher in postseason history to throw complete-game shutouts in consecutive starts (also Game 6 of 2003 WS vs. NYY)...Was the 7th complete-game shutout in Red Sox postseason history, 1st since Luis Tiant in Game 1 of 1975 World Series...Also 2nd Sox hurler to do it in a postseason opener, the other was Babe Ruth in Game 1 of 1918 World Series...Retired 19 consecutive batters after allowing 1st-inning leadoff single to Chone Figgins, the 8th-longest streak in postseason history...Earned ALCS MVP honors, winning both starts vs. CLE with a 1.93 ERA (3 ER/14.0 IP)...Issued 4 hits and 2 runs in 6.0 innings for a 10-3 Game 1 victory at Fenway Park on 10/12...Allowed 1st-inning run to end postseason scoreless streak at 18.0 frames...Saved Boston from elimination with a 7-1 win in Game 5 on 10/18 at Jacobs Field, permitting 5 hits and a run in 8.0 innings...Had not issued a walk in 1st 16.0 frames of the postseason before a free pass to Franklin Gutierrez in the 2nd inning...Fanned 11, the most in a postseason game for any pitcher since he fanned 10 in Game 3 of the 2003 World Series...Was 4th playoff game of 10 or more strikeouts in Sox history...In the World Series, won his 3rd-straight series opener, 13-1, over Colorado at home on 10/24...Issued 1 run in 7.0 innings with 9 K's...Fanned the 1st 4 batters, 3rd most ever to start a World Series game...Became 19th pitcher to start a World Series game in both leagues.

2006: Spent 1st year with Red Sox and led club in wins (16), starts (33) and innings (204.2).

Ranked among AL leaders in opponent average against (4th, .245), starts (T-6th) and wins (T-8th).

Tied for 2nd in Majors in homers allowed (36) and ranked 5th in AL in walks (74), both career highs.

👉 Won 7 of his 1st 8 decisions and carried a 10-3 record into July...Became the Majors 1st 13-game winner on 7/24 at OAK.

👉 Knocked 2nd career home run on 5/20 at PHI, a solo homer off Brett Myers in the 7th inning...Marked the 1st homer by a Red Sox hurler since Marty Pattin on 9/26/72 vs. MIL.

👉 Walked a career-high 9 batters on 8/19 vs. the Yankees, the most walks by a Sox pitcher since Roger Moret issued 9 free passes on 8/22/75 vs. CWS.

2005: In final season with Marlins, ranked among NL leaders in strikeouts per 9.0 innings (9th, 8.36), opponent batting avg. (9th, .234), winning pct. (T-9th, .652) and ERA (11th, 3.38).

👉 Allowed 3 earned runs or less in 23 of his 29 starts...Surrendered 2 earned runs or fewer in 19 outings, including each of his final 5 starts from 9/3-23 when he went 3-0 with a 2.25 ERA (8 ER/32.0 IP).

👉 On the disabled list from 6/15-29 with blister on right middle finger and 7/6-22 with strained left oblique.

👉 Traded to the Red Sox on 11/24 with third baseman Mike Lowell and right-hander Guillermo Mota in exchange for infielder Hanley Ramirez and right-handers Anibal Sanchez, Jesus Delgado and Harvey Garcia.

2004: Made 26 starts for Florida despite 3 different stints on the disabled list.

👉 Made 3 trips to the DL...Placed on the 15-day disabled list with a blister on his right middle finger 5/31 and reinstated 6/17...Made the start that day but left the game with a strained lower back and landed back on the DL on 6/24 (retro to 6/18)...Reinstated 7/5 and started that game vs. PIT, suffering a skin tear on his right middle finger...Placed on the DL again on 7/6 and reinstated 7/30.

👉 Tossed 1st-career complete game, a 6-hit shutout in a 5-0 Marlins win on 8/31 at NYM.

2003: Completed 2nd full Major League season and earned World Series MVP honors, helping the Marlins beat the Yankees in 6 games.

👉 Struck out 7 or more in 14 of his 23 starts...Notched a season-high 11 K's, 9/14 vs. ATL.

👉 Tallied a 2.55 ERA (25 ER/88.1 IP) after the All-Star break, 8th best in the NL.

👉 Made 1st career Opening Day start in a loss on 3/31 vs. PHI (2.2 IP, 7 R, 2 ER).

👉 Placed on the disabled list 5/8 with a right elbow sprain...Reinstated 7/1.

POSTSEASON: Named MVP of the Marlins World Series win over the Yankees...Went 2-2 with a 2.11 ERA (10 ER/42.2 IP) and 2 complete-game shutouts in 6 postseason contests (5 starts)...Recorded 47 strikeouts, tied for 2nd most in a single postseason (also Randy Johnson in 2001 and Cliff Lee in 2010) behind Curt Schilling's 56 in 2001...Fell to SF in Game 1 of NLDS on 9/30 despite yielding 1 run over 7.0 innings with 9 K's...Was 1-0 with a 3.26 ERA (7 ER/19.1 IP) in 3 NLCS games (2 starts) vs. the Cubs, hurling a 2-hit shutout with 11 strikeouts to win Game 5 on 10/12...Went 1-1 with a 1.10 ERA (2 ER/16.1 IP) and 19 strikeouts in 2 World Series starts...Lost to the Yankees, 6-1, in Game 3 on 10/21 after allowing 2 runs over 7.1 frames with 10 strikeouts...Tossed a complete-game, 5-hit shutout in the Marlins decisive 2-0 Game 6 win on 10/25 at NYY...Pitching on 3 days rest, became the 1st pitcher since Minnesota's Jack Morris in 1991 to go the distance in a deciding World Series game (19th ever)...Was also the youngest pitcher (23 years, 5 months, 10 days) to win a deciding World Series game since KC's Bret Saberhagen (21 years, 6 months, 16 days) in 1985.

2002: Spent 1st full season at the Big-League level.

👉 Limited opposing batters to a .232 average (93-for-107.2) in 23 games (21 starts).

👉 Blister on right middle finger landed him on DL 3 times: 5/1 (retro to 4/29)-5/13, 6/5-7/15 and 8/23-9/10.

👉 Went 2-2 with a 2.90 ERA (16 ER/49.2 IP) in his 1st 8 outings, 4/6-5/24, but was 4-5 with a 5.12 mark (33 ER/58.0 IP) over his final 15 games (13 starts), 5/29-9/29.

👉 Fanned 11 or more twice: 4/23 vs. HOU (11 K's) and 7/21 vs. MON (13 K's).

2001: Made Major League debut in September and earned Marlins Rookie of the Year honors from the South Florida Chapter of the BBWAA...Also selected as Florida's Minor League Player of the Year.

👉 Recalled by the Marlins from Double-A Portland on 9/1 and made 4 starts with the Big League club.

👉 Made Major League debut 9/4 vs. CHI, allowing just 1 hit and walking 3 over 6.0 innings while fanning 5 in Florida's 8-1 win...Became just the 4th Marlins starter to win his Big League debut.

👉 Combined to go 14-1 with a 1.54 ERA (24 ER/140.0 IP) in 26 games (25 starts) between Double-A Portland and Single-A Brevard County.

👉 Honored as the *Sportsticker* and *Baseball Weekly* Minor League Pitcher of the Year and *USA Today*, *Baseball America* and *The Sporting News* Minor League Player of the Year.

👉 Labeled as Florida's top prospect and No. 3 overall by *Baseball America*...In annual voting of league managers by *Baseball America*, was rated as the Eastern League's and Florida State League's best pitching prospect, and his fastball and breaking pitch were dubbed the FSL's best.

👉 Named the organization's Minor League Pitcher of the Month in April (2-0, 0.00 ERA, 46 K's), June (3-0, 1.03 ERA, 35 K's) and August (5-0, 1.02 ERA, 57 K's).

JOSH BECKETT, CONTINUED

🔴 Earned Pitcher of the Week honors in his league 3 times...Twice in the Florida State League with Brevard County, 4/5-15 (1-0, 0.00 ERA) and 4/30-5/6 (2-0, 0.00 ERA)...Also received the accolade in the Eastern League for 8/13-19 (1-0, 1.93).

🔴 Named a Florida State League All-Star but did not play due to 6/14 promotion to Portland.

🔴 Tossed 7.0 innings in a combined no-hitter 8/13 with Portland at Binghamton (Brandon Bowe and Aaron Scheffer also pitched in the game).

2000: In his pro debut with Single-A Kane County, was rated by Midwest League managers as having the league's Best Fastball in *Baseball America's* Best Tools survey.

🔴 Had 2 trips to DL, 4/17-5/29 and 8/16 through the end of the season, suffering from right shoulder tendinitis.

🔴 Pitched in the All-Star Futures Game in Atlanta on 7/9, tossing 1.0 inning with 1 walk and 1 strikeout.

PERSONAL

🔴 Married to Holly...The couple has a daughter.

🔴 Graduated from Spring (TX) High School...Was named *USA Today's* High School Pitcher of the Year as a senior in 1999 after going 10-1 with a 0.46 ERA...Selected as the Texas 5-A Player of the Year as both a junior and a senior...Was 13-2 with a 0.39 ERA his junior year.

🔴 Tabbed as the top high school prospect in the country by *Baseball America*...Became the 1st high school pitcher to be selected in the first round by the Marlins when he was the 2nd overall pick in 1999.

🔴 Was the 1st high school right-hander to be selected as high as No. 2 in the draft since Montreal took Bill Gullickson with the 2nd pick in 1977.

IN THE COMMUNITY

Josh has hosted the Beckett Bowl, benefitting the Josh Beckett Foundation and Children's Hospital Boston, each of the last 5 years...Attends events to raise funds for the Red Sox Foundation, including the Welcome Home Party and Picnic in the Park...Met a child as part of the Make-A-Wish program in both 2011 and 2008...Launched a charity wine in 2010 with proceeds benefitting the Josh Beckett Foundation...Was honored by Children's Hospital Boston with the 2009 Champions for Children Award...Unveiled the Josh Beckett Treatment Room at Children's Hospital Boston early in 2009 and has visited patients and made donations to the hospital...During Spring Training, has participated in the Children's Hospital of Southwest Florida Celebrity Golf Classic in Fort Myers...Nominated for *The Sporting News* Good Guy Award in 2002 while with the Marlins...Was active with the Florida Marlins Community Foundation, including sponsorship of the Josh Beckett Baseball Tournament, held for 6 straight years.

JOSH BECKETT'S CAREER RECORD

YEAR	CLUB	W-L	ERA	G	GS	CG	SHO	SV	IP	H	R	ER	HR	HB	BB	SO	WP	BK
2000	Kane County 2-3	2.12	13	12	0	0	0	0	59.1	45	18	14	4	2	15	61	1	1
2001	Brev. County 6-0	1.23	13	12	0	0	0	0	65.2	32	13	9	0	0	15	101	1	1
	Portland 8-1	1.82	13	13	0	0	0	0	74.1	50	16	15	8	4	19	102	1	1
	FLORIDA 2-2	1.50	4	4	0	0	0	0	24.0	14	9	4	3	1	11	24	1	0
2002	Jupiter 1-0	0.00	1	1	0	0	0	0	6.0	4	0	0	0	0	1	12	0	0
	Gulf Coast 0-0	4.50	1	1	0	0	0	0	4.0	5	2	2	0	0	1	7	1	0
	FLORIDA 6-7	4.10	23	21	0	0	0	0	107.2	93	56	49	13	1	44	113	5	0
2003	Jupiter 0-0	0.00	1	1	0	0	0	0	3.0	2	0	0	0	0	0	5	0	0
	Carolina 0-0	4.50	1	1	0	0	0	0	4.0	4	2	2	1	0	0	7	0	0
	FLORIDA 9-8	3.04	24	23	0	0	0	0	142.0	132	54	48	9	2	56	152	6	1
2004	FLORIDA 9-9	3.79	26	26	1	1	0	0	156.2	137	72	66	16	6	54	152	5	0
2005	FLORIDA 15-8	3.38	29	29	2	1	0	0	178.2	153	75	67	14	7	58	166	5	0
2006	BOSTON 16-11	5.01	33	33	0	0	0	0	204.2	191	120	114	36	10	74	158	11	1
2007	BOSTON 20-7	3.27	30	30	1	0	0	0	200.2	189	76	73	17	5	40	194	3	0
2008	BOSTON 12-10	4.03	27	27	1	0	0	0	174.1	173	80	78	18	9	34	172	5	0
2009	BOSTON 17-6	3.86	32	32	4	2	0	0	212.1	198	99	91	25	7	55	199	3	1
2010	Pawtucket 0-0	4.50	2	2	0	0	0	0	8.0	7	4	4	2	0	1	7	0	0
	BOSTON 6-6	5.78	21	21	0	0	0	0	127.2	151	89	82	20	8	45	116	3	0
2011	BOSTON 13-7	2.89	30	30	1	1	0	0	193.0	146	65	62	21	9	52	175	6	0
	Major League Totals 125-81	3.84	279	276	10	5	0	0	1721.2	1577	795	734	192	65	523	1621	53	3
	Minor League Totals 17-4	1.85	45	43	0	0	0	0	224.1	149	55	46	15	6	52	302	4	3
	Red Sox Totals 84-47	4.04	173	173	7	3	0	0	1112.2	1048	529	500	137	48	300	1014	31	2

1999 Signed by the Florida Marlins as a first-round selection (2nd overall) in the First-Year Player Draft

2005 Acquired by the Boston Red Sox with 3B Mike Lowell and RHP Guillermo Mota in exchange for SS Hanley Ramirez and RHPs Anibal Sanchez, Jesus Delgado and Harvey Garcia on 11/24

JOSH BECKETT, CONTINUED

DIVISION SERIES RECORD

YEAR	CLUB	W-L	ERA	G	GS	CG	SHO	SV	IP	H	R	ER	HR	HB	BB	SO	WP	BK
2003	FLA vs. SF	0-1	1.29	1	1	0	0	0	7.0	2	1	1	0	0	5	9	1	0
2007	BOS vs. LAA	1-0	0.00	1	1	1	1	0	9.0	4	0	0	0	0	0	8	1	0
2008	BOS vs. LAA	0-0	7.20	1	1	0	0	0	5.0	9	4	4	2	0	4	6	0	0
2009	BOS vs. LAA	0-1	5.40	1	1	0	0	0	6.2	5	4	4	0	1	1	3	0	0
Division Series Totals		1-2	2.93	4	4	1	1	0	27.2	20	9	9	2	1	10	26	2	0

LEAGUE CHAMPIONSHIP SERIES RECORD

YEAR	CLUB	W-L	ERA	G	GS	CG	SHO	SV	IP	H	R	ER	HR	HB	BB	SO	WP	BK
2003	FLA vs. CHC	1-0	3.26	3	2	1	1	0	19.1	11	7	7	3	0	2	19	0	0
2007	BOS vs. CLE	2-0	1.93	2	2	0	0	0	14.0	9	3	3	1	1	1	18	1	0
2008	BOS vs. TB	1-0	9.64	2	2	0	0	0	9.1	13	10	10	5	1	2	8	0	0
LCS Totals		4-0	4.22	7	6	1	1	0	42.2	33	20	20	9	2	5	45	1	0

WORLD SERIES RECORD

YEAR	CLUB	W-L	ERA	G	GS	CG	SHO	SV	IP	H	R	ER	HR	HB	BB	SO	WP	BK
2003	FLA vs. NYY	1-1	1.10	2	2	1	1	0	16.1	8	2	2	0	1	5	19	0	0
2007	BOS vs. COL	1-0	1.29	1	1	0	0	0	7.0	6	1	1	0	0	1	9	0	0
World Series Totals		2-1	1.16	3	3	1	1	0	23.1	14	3	3	0	1	6	28	0	0

ALL-STAR GAME RECORD

YEAR	CLUB	W-L	ERA	G	GS	CG	SHO	SV	IP	H	R	ER	HR	HB	BB	SO	WP	BK
2007	AL at SF	1-0	0.00	1	0	0	0	0	2.0	1	0	0	0	0	0	2	0	0
2009	AL at STL																	
2011	AL at ARI																	
All-Star Game Totals		1-0	0.00	1	0	0	0	0	2.0	1	0	0	0	0	0	2	0	0

CAREER FIELDING RECORD

YEAR	CLUB	POS	PCT.	G	GS	PO	A	E	TC	DP
2001	FLORIDA	P	1.000	4	4	0	6	0	6	0
2002	FLORIDA	P	.952	23	21	11	9	1	21	0
2003	FLORIDA	P	.962	24	23	6	19	1	26	0
2004	FLORIDA	P	.913	26	26	4	17	2	23	0
2005	FLORIDA	P	.973	29	29	6	30	1	37	1
2006	BOSTON	P	1.000	33	33	14	24	0	38	3
2007	BOSTON	P	.938	30	30	18	12	2	32	1
2008	BOSTON	P	.943	27	27	15	18	2	35	2
2009	BOSTON	P	.926	32	32	11	14	2	27	2
2010	BOSTON	P	.967	21	21	9	20	1	30	0
2011	BOSTON	P	.917	30	30	15	18	3	36	0
Career Totals		P	.952	279	276	109	187	15	311	9

CAREER BATTING TOTALS

AVG.	G	AB	R	H	2B	3B	HR	RBI	SH	SF	HB	BB	SO	SB	CS	E
Major League Totals	.145	279	221	15	32	9	0	3	16	26	1	0	10	81	0	15

CAREER SINGLE-GAME HIGHS

INNINGS PITCHED	9.0, 6 times, last 6/15/11 at TB
LOW-HIT COMPLETE GAME	1, 6/15/11 at TB (9.0 IP)
STRIKEOUTS	13, 4/27/08 at TB
HITS ALLOWED	13, 8/29/07 at NYY
RUNS ALLOWED	9, 3 times, last 5/7/10 vs. NYY
WALKS ALLOWED	9, 8/19/06 vs. NYY
HOME RUNS ALLOWED	5, 8/23/09 vs. NYY
WINNING STREAK	9, 4/4/07-6/8/07
HOME RUNS HIT	3: 9/8/05 at WSH, 5/20/06 at PHI, 6/14/09 at PHI
EJECTIONS	8/3/10 vs. CLE (HP, T. Welke)

BECKETT

MICHAEL BOWDEN • 64 • RHP



FULL NAME: Michael Matthew Bowden
BATS: Right **THROWS:** Right **HEIGHT:** 6-3 **WEIGHT:** 215
OPENING DAY AGE: 25 (Turns 26 on September 9)
BORN: September 9, 1986 in Winfield, IL
RESIDES: Oswego, IL
MAJOR LEAGUE SERVICE: 143 days
ACQUIRED: Selected in the supplemental round (47th overall) of the 2005 First-Year Player Draft
SIGNED BY: Danny Haas (Red Sox)
CONTRACT STATUS: Signed through 2012

CAREER HIGHLIGHTS

🔴 Spent the majority of each of the last 3 seasons at Triple-A Pawtucket after reaching Triple-A for the 1st time in 2008...Owns a 3.27 ERA (118 ER/324.2 IP) in 103 career contests (46 starts) at that level.

2011: Made 14 relief appearances over 4 stints with the Red Sox, posting a 4.05 ERA (9 ER/20.0 IP)...Spent the majority of the season as Triple-A Pawtucket's primary closer.

🔴 Was with Boston from 5/18-20, 5/29-30, 6/10-23 and 8/27 through the end of the season...Did not pitch in a game during his 1st stint with the club.

🔴 Reached Major League career highs in appearances (tied), innings, strikeouts (17) and games finished (9)...Finished each of his 1st 4 and his last 3 outings.

🔴 Had a career-high, single-season streak of 4 scoreless outings from 5/30-6/18 (4.1 IP)...Run allowed on 6/20 vs. SD ended a career-long 6-game scoreless stretch since 9/30/2010 (7.0 IP).

🔴 Pitched more than an inning in a career-high, 5-game stretch from 6/22-9/8.

🔴 Allowed at least 1 run in a career-high 5 straight outings from 8/27-9/11, surrendering 8 earned runs in 9.0 innings in that time...Gave up just 1 run over 11.0 combined frames in his other 9 appearances with Boston.

🔴 Had a career-high 5 strikeouts in a season-high 2.2 innings on 9/2 vs. TEX...Marked the most K's by a Red Sox reliever in 2011 and most for a Boston hurler in less than 3.0 IP since Daniel Bard did it on 5/29/09 at TOR (5 in 2.1 IP)...Struck out the side in order in the 3rd inning for the 2nd time in his career (also 9/25/09 at NYY in the 5th).

🔴 Struck out at least 1 batter in each of his last 9 outings of the season beginning 6/22, a career-high streak...Fanned 16 batters over 14.2 innings in that time.

🔴 With the PawSox, went 3-3 with 16 saves and a 2.73 ERA (16 ER/52.2 IP) while pitching exclusively out of the bullpen...Recorded 61 K's compared to 18 walks and limited opponents to a .218 clip (43-for-197), including a .121 mark (15-for-124) vs. right-handed batters.

🔴 His 16 saves tied for 1st among all Red Sox minor leaguers...Converted all but 1 of his save chances with Pawtucket, including each of his last 12.

🔴 Ranked 2nd on the PawSox with 41 appearances...Held opponents to 1 run or less on 37 occasions, including 31 scoreless contests.

2010: Made 14 appearances, all in relief, over 3 stints with Boston.

🔴 Tossed 2.1 scoreless innings over 3 outings from 7/18-22 in his 1st stint with the Red Sox...Returned to Boston from 8/14-27 and made 3 appearances (4 ER/3.2 IP)...Recalled 9/7 for the remainder of the season.

🔴 Held opponents scoreless in 10 of his 14 Major League games, including 6 of 8 appearances after his final recall on 9/7 (3.86 ERA, 4 ER/9.1 IP)...Of his 8 runs allowed with the Sox, 5 came around on homers, all vs. TOR.

🔴 Suffered a loss in his only decision of the season as the Sox fell, 5-4, on 9/28 at CWS...Allowed 1 of 3 batters faced in the bottom of the 9th to reach base and the runner came around to score the game-winner when Matt Fox gave up a single to Dayan Viciedo.

🔴 Posted a 3.66 ERA (43 ER/105.2 IP) in 31 games (16 starts) with Triple-A Pawtucket, the 2nd-best mark among PawSox hurlers with at least 50.0 innings pitched (Robert Manuel, 1.68).

🔴 Ranked 3rd among Pawtucket hurlers with 105.2 innings and 5th with 77 strikeouts...Tied for 3rd on the team with 6 wins and recorded his 1st professional save on 7/16 at Syracuse.

🔴 Held International League opponents to a .222 clip (84-for-379), including a .200 avg. (44-for-220) vs. right-handers.

🔴 Made each of his last 15 appearances with Pawtucket out of the bullpen, going 2-1 with 1 save, a 3.20 ERA (7 ER/19.2 IP) and 18 strikeouts.

2009: Made 3 stints with Red Sox but spent majority of the year with Triple-A Pawtucket.

- 🔴 1-0 with 6.92 ERA (10 ER/13.0 IP) in 7 relief outings with Boston...Had 4 scoreless games and 5 of 2.0 or more IP.
- 🔴 Called up to Boston 3 times, including twice for only 1 day: 4/26, 8/21 and 9/5 through remainder of season.
- 🔴 ML season debut at Fenway Park on 4/26, tossing 2.0 perfect innings out of the bullpen with 2 K's in a 4-1 win vs. NYY...Optioned back to Pawtucket after the game.
- 🔴 Made 2nd career start (1st of 2009) on 9/28 vs. TOR after Josh Beckett was scratched...Suffered 1st career defeat in an 11-5 loss, yielding 7 runs on 7 hits and a walk while fanning 3 over 3.0 innings.
- 🔴 Posted a 3.13 ERA (44 ER/126.1 IP) with Pawtucket, 3rd in the International League and 6th among all Red Sox minor leaguers...Led the PawSox with 24 starts.
- 🔴 Ranked 2nd in the IL with a .228 opponent AVG (106-for-464) and 5th with a 1.21 WHIP...Finished 4th among International League starters in fewest average base runners per 9.0 IP (10.97).
- 🔴 Placed on the Pawtucket disabled list on 7/10 (retro to 7/8) with a mild right calf strain...Reinstated 7/19.

2008: Played at 3 levels of the Red Sox organization, climbing from Double-A Portland to Triple-A Pawtucket before making his Major League debut with Boston.

- 🔴 Selected to the Red Sox roster from Pawtucket on 8/30...Made Big League debut that night against the White Sox at Fenway Park...Allowed 2 runs on 7 hits and 1 walk and struck out 3 over 5.0 innings to earn the 8-2 victory...At 21 years, 356 days old became the youngest Red Sox pitcher to start and win his ML debut since Juan Pena on 5/8/99 (21 years, 315 days)...Was optioned back to Pawtucket the following day.
- 🔴 Was the last of the Sox 1st 5 selections in the 2005 Draft to advance to the Majors...Joined Jacoby Ellsbury, Craig Hansen, Clay Buchholz and Jed Lowrie.
- 🔴 Ranked among the organization's minor league leaders in ERA (2nd, 2.62), strikeouts (3rd, 130) and wins (4th, 9) in 26 games (25 starts) between Portland and Pawtucket.
- 🔴 Began the season with Portland...Earned Red Sox Minor League Pitcher of the Month honors in May after going 3-1 with a 1.22 ERA (5 ER/37.0 IP) in 6 starts.
- 🔴 Landed on DL 7/12 (retroactive to 7/10) with a calf injury...Reinstated 7/20 and promoted to Pawtucket.
- 🔴 Named an Eastern League Mid-Season All-Star but DL stint prevented him from representing the Sea Dogs in the EL All-Star Game in Manchester, NH.
- 🔴 Made 1 relief appearance with the PawSox in the postseason, working 1.2 scoreless frames in Game 3 of the Governors Cup Semi-Finals at Scranton/Wilkes-Barre.
- 🔴 After the season, named the No. 2 prospect in the Red Sox organization, the No. 1 pitcher, by *Baseball America*...Also rated in the publication's "Best Tools" survey as having the best control in Boston's farm system.

2007: Advanced from Single-A Lancaster to Double-A Portland, finishing 3rd among Sox minor leaguers with 128 strikeouts, tied for 4th with 10 wins and 5th with a 3.34 ERA (53 ER/142.2 IP).

- 🔴 Began the year with Lancaster, earning Red Sox Minor League Pitcher of the Month honors for April after going 1-0 with a 2.33 ERA (7 ER/27.0 IP) in 5 starts.
- 🔴 Went undefeated in 1st 11 starts of the year from 4/5-5/29, going 4-0 with a 1.64 ERA (11 ER/60.1 IP)...Stretch included 1st 3 outings with the Sea Dogs after 5/14 promotion to Portland.
- 🔴 In 1 playoff game with Portland on 9/7, gave up 3 runs while fanning 5 in a 3-2 loss vs. Trenton.
- 🔴 Following season, dubbed No. 7 prospect in Red Sox organization, No. 3 pitcher, according to *Baseball America*...Also rated as having best control in club's minor league system in the publication's annual "Best Tools" survey.

2006: Ranked 4th among Red Sox farmhands with 121 strikeouts.

- 🔴 Led Single-A Greenville with 118 K's and tied for team lead with 9 wins (also Buchholz)...Ranked 2nd on staff in starts (24) and innings (107.2)...Finished 5th among Carolina League starters with 9.86 K's per 9.0 innings.
- 🔴 Promoted to Wilmington on 8/25...Went 0-1 despite a 1.69 ERA (1 ER/5.1 IP) in 1 start in the postseason.
- 🔴 Rated as having best control in the Sox minor league system according to *Baseball America*'s annual "Best Tools" survey released after the season...Also ranked as No. 3 prospect in the organization, No. 2 pitcher.

2005: Made pro debut with the Gulf Coast League Red Sox.

- 🔴 Held opponents to a .190 average (4-for-21) in 4 games (2 starts).

PERSONAL

- 🔴 Married to Markella.
- 🔴 Graduated from Waubesa Valley (IL) High School...Was 8-1 with a 0.59 ERA (4 ER/61.0 IP) in 10 games as a senior in 2005...Recorded 135 strikeouts to average 19.9 K's per 9.0 innings.
- 🔴 In *Baseball America*'s "Best Tools" survey previewing 2005 Draft, listed as having 3rd-best breaking ball among draft-eligible high school pitchers...Also ranked No. 38 overall prospect and No. 16 pitcher in the draft by *BA*.

IN THE COMMUNITY

Michael has participated in the Holiday Caravan in 2 of the last 3 offseasons, visiting the Jimmy Fund, Beth Israel Deaconess Medical Center, Shriner's Hospital, Children's Hospital Boston, Franciscan Hospital for Children, Massachusetts General Hospital, the New England Center for Homeless Veterans and the Boston Medical Center in December 2011 while also attending Christmas at Fenway...During the 2011 season, participated in Pan Mass Challenge Day at Fenway Park and took part in a fan/player photo session...Also attended the Red Sox Foundation's Dancing with the New Stars event and played in the Children's Hospital of Southwest Florida Celebrity Golf Classic for the 4th straight year at Spring Training...In 2010, visited Camp Harbor View, attended a BLOHARDS Luncheon in New York, took part in a fan/player photo session and greeted fans at the gates during a home game in September...Was a contestant in the Dancing with the New Stars event in Fort Myers during Spring Training...Participated in the New Stars for Young Stars event to benefit the Jimmy Fund in 2008 and 2009...As part of the Red Sox Rookie program in 2008, visited the Jimmy Fund and Children's Hospital, and signed at the Red Sox Foundation autograph session at the Souvenir Store.

MICHAEL BOWDEN'S CAREER RECORD

YEAR	CLUB	W-L	ERA	G	GS	CG	SHO	SV	IP	H	R	ER	HR	HB	BB	SO	WP	BK
2005	GCL Red Sox	1-0	0.00	4	2	0	0	0	6.0	4	0	0	0	0	4	10	0	0
2006	Wilmington	0-0	9.00	1	1	0	0	0	5.0	9	5	5	0	0	1	3	1	0
	Greenville	9-6	3.51	24	24	0	0	0	107.2	91	50	42	9	2	31	118	9	0
2007	Portland	8-6	4.28	19	19	1	0	0	96.2	105	51	46	9	4	33	82	3	1
	Lancaster	2-0	1.37	8	8	0	0	0	46.0	35	10	7	1	0	8	46	2	0
2008	Pawtucket	0-3	3.38	7	6	0	0	0	40.0	40	16	15	5	0	5	29	0	0
	Portland	9-4	2.33	19	19	0	0	0	104.1	72	31	27	5	0	24	101	3	0
	BOSTON	1-0	3.60	1	1	0	0	0	5.0	7	2	2	0	0	1	3	0	0
2009	Pawtucket	4-6	3.13	24	24	0	0	0	126.1	106	47	44	11	1	47	88	5	0
	BOSTON	1-1	9.56	8	1	0	0	0	16.0	23	17	17	3	0	6	12	3	0
2010	Pawtucket	6-4	3.66	31	16	0	0	1	105.2	84	43	43	13	2	37	77	4	1
	BOSTON	0-1	4.70	14	0	0	0	0	15.1	20	8	8	2	0	4	13	2	0
2011	Pawtucket	3-3	2.73	41	0	0	0	16	52.2	43	19	16	5	1	18	61	1	0
	BOSTON	0-0	4.05	14	0	0	0	0	20.0	19	9	9	3	0	11	17	3	0
Major League Totals		2-2	5.75	37	2	0	0	0	56.1	69	36	36	8	0	22	45	8	0
Minor League Totals		42-32	3.19	178	119	1	0	17	690.1	589	272	245	58	10	208	615	28	2
Red Sox Totals		2-2	5.75	37	2	0	0	0	56.1	69	36	36	8	0	22	45	8	0

2005 Signed by the Boston Red Sox as a supplemental-round selection (club's 5th pick, 47th overall) in the First-Year Player Draft

CAREER FIELDING RECORD

YEAR	CLUB	POS	PCT.	G	GS	PO	A	E	TC	DP
2008	BOSTON	P	1.000	1	1	1	1	0	2	1
2009	BOSTON	P	1.000	8	1	1	1	0	2	0
2010	BOSTON	P	.500	14	0	0	1	1	2	0
2011	BOSTON	P	1.000	14	0	2	1	0	3	0
Career Totals		P	.889	37	2	4	4	1	9	1

CAREER SINGLE-GAME HIGHS

INNINGS PITCHED	5.0, 8/30/08 vs. CWS (start) 2.2, 2 times, last 9/2/11 vs. TEX (relief)
LOW-HIT COMPLETE GAME	None
STRIKEOUTS	5, 9/2/11 vs. TEX
HITS ALLOWED	8, 8/21/09 vs. NYY
RUNS ALLOWED	7, 2 times, last 9/28/09 vs. TOR
WALKS ALLOWED	3, 8/21/09 vs. NYY
HOME RUNS ALLOWED	2, 2 times, last 9/4/11 vs. TEX
WINNING STREAK	1, 2 times, last 10/4/09
EJECTIONS	None

DRAKE BRITTON • 87 • LHP



FULL NAME: John Drake Britton

BATS: Left **THROWS:** Left **HEIGHT:** 6-2 **WEIGHT:** 200

OPENING DAY AGE: 22 (Turns 23 on May 22)

BORN: May 22, 1989 in Waco, TX

RESIDES: Magnolia, TX

MAJOR LEAGUE SERVICE: None

ACQUIRED: Selected in the 23rd round of the 2007 First-Year Player Draft

SIGNED BY: Jim Robinson (Red Sox)

CONTRACT STATUS: Signed through 2012

CAREER HIGHLIGHTS

- 🔴 In his 5th season in the Red Sox system, his 1st in Major League Spring Training camp.
- 🔴 Selected in the 2007 First-Year Player Draft...Was added to Boston's 40-man roster on 11/18/2011.
- 🔴 Missed much of the 2009 season after undergoing Tommy John Surgery in October 2008.
- 🔴 Enters the season ranked by *Baseball America* as Boston's No. 5 pitching prospect and No. 1 left-hander in the Red Sox farm system.

2011: Made 26 starts while spending entire season with High-A Salem, his 1st action at that level.

- 🔴 Posted a 6.91 ERA (75 ER/97.2 IP), increasing his career ERA as a professional from 3.12 before the season to his current mark of 4.82 (117 ER/218.2 IP).
- 🔴 Tied for the Carolina League lead in games started, matching Ryan Pressly for the club lead...Led the circuit with 13 losses, tied for the most among Red Sox farmhands (also Stolmy Pimentel).
- 🔴 Paced Salem with 8.20 strikeouts per 9.0 innings (min. 55.0 IP)...Ranked 2nd on the team with 89 K's overall and was 4th on the club in innings pitched.
- 🔴 Struck out at least a batter per inning pitched in 14 of his 26 starts.
- 🔴 Gave up 3 earned runs or less in 20 of his 26 starts, including a season-long 8-game stretch from 4/20-5/30 and 7 of his last 8 starts beginning 7/19.
- 🔴 Compiled a 4.00 ERA (12 ER/27.0 IP) in 6 May starts, his best mark in any month...His .154 opponent AVG (19-for-123) over 8 starts from 4/20-5/30 ranked 2nd among Carolina League qualifiers in that time.
- 🔴 Yielded just 1 run in each of back-to-back starts on 5/2 vs. Kinston (4.0 IP) and 5/7 vs. Myrtle Beach (6.0 IP), allowing 2 hits in each outing...Picked up his only win on 5/7.
- 🔴 Recorded a season-high 7 strikeouts on 5/18 vs. Wilmington (5.1 IP) and again in his final start of the season on 9/3 at Myrtle Beach (6.0 IP).
- 🔴 Held left-handers to a .226 batting average (21-for-93) and only 7 extra-base hits (6 doubles, 1 home run).

2010: Had a 2.97 ERA (25 ER/75.2 IP) with 78 strikeouts in 21 starts with Single-A Greenville.

- 🔴 Led Greenville starters in ERA and strikeouts per 9.0 innings (9.28)...Recorded a strikeout-to-walk ratio of 3.39 (23 BB)...Held lefties to a .203 clip (15-for-74).
- 🔴 Limited opponents to 3 earned runs or less in all 21 starts...Went a season-high 5.0 innings on 6 occasions.
- 🔴 Had a 2.00 ERA (2 ER/9.0 IP) in 2 April starts before landing on the disabled list from 4/15-5/23...Compiled a 2.85 ERA (19 ER/60.0 IP) with 65 strikeouts over his last 16 starts beginning on 6/8.
- 🔴 Struck out a career-high 10 batters over 5.0 innings in his last regular-season start, 9/2 at Charleston.
- 🔴 Went 2-0 with a 2.45 ERA (4 ER/14.2 IP) and 14 K's over 3 playoff starts.
- 🔴 Following the season, ranked as Boston's No. 2 pitching prospect and No. 3 prospect overall by *Baseball America*...Also Named the No. 16 prospect in the South Atlantic League and rated as having the best fastball in the Red Sox system by the publication.

2009: Missed most of the season recovering from offseason Tommy John Surgery.

- 🔴 Combined for a 0.77 ERA (1 ER/11.2 IP) with 19 K's in 7 starts between the Rookie-level Gulf Coast Red Sox and Short-A Lowell.
- 🔴 Began the year with 4 scoreless rehab starts in the GCL from 8/6-21...Activated from the DL on 8/23 and made 3 starts with Lowell, striking out 8 batters in 4.2 innings.

2008: Had his 1st professional season cut short due to injury.

- 🔴 Began his pro career with Lowell before being placed on the disabled list on 8/22.
- 🔴 Notched his 1st pro win on 8/3 vs. Vermont, fanning 5 in 5.0 scoreless and hitless innings in his final appearance of the season...Struck out at least 2 batters in all 8 outings.
- 🔴 Underwent Tommy John Surgery in October.

PERSONAL

- 🔴 Graduated from Tomball (TX) High School...Named Aflac All-American as a junior in 2006 after going 9-2 with a 1.34 ERA and 84 K's in 60.0 innings.
- 🔴 Participated in USA Baseball's Junior Olympics in 2006.

DRAKE BRITTON'S CAREER RECORD

YEAR	CLUB	W-L	ERA	G	GS	CG	SHO	SV	IP	H	R	ER	HR	HB	BB	SO	WP	BK
2008	Lowell	1-2	4.28	8	7	0	0	0	33.2	30	18	16	3	0	16	26	1	0
2009	GCL Red Sox	0-0	0.00	4	4	0	0	0	7.0	2	0	0	0	0	4	11	0	0
	Lowell	0-0	1.93	3	3	0	0	0	4.2	4	1	1	0	1	3	8	0	0
2010	Greenville	2-3	2.97	21	21	0	0	0	75.2	69	32	25	5	2	23	78	7	0
2011	Salem	1-13	6.91	26	26	0	0	0	97.2	111	81	75	12	6	55	89	16	0
Minor League Totals		4-18	4.82	62	61	0	0	0	218.2	216	132	117	20	9	101	212	24	0
2007	Signed by the Boston Red Sox as a 23rd-round selection in the First-Year Player Draft																	





FULL NAME: Clay Daniel Buchholz
BATS: Left **THROWS:** Right **HEIGHT:** 6-3 **WEIGHT:** 190
OPENING DAY AGE: 27 (Turns 28 on August 14)
BORN: August 14, 1984 in Nederland, TX
RESIDES: Scottsdale, AZ
MAJOR LEAGUE SERVICE: 3 years, 59 days
ACQUIRED: Selected in the supplemental round (42nd overall) of the 2005 First-Year Player Draft
SIGNED BY: Jim Robinson (Red Sox)
CONTRACT STATUS: Signed through 2015 (club options for 2016 and 2017)

CAREER HIGHLIGHTS

Has a 2.704 ERA (77 ER/256.1 IP) over the last 2 seasons, trailing Los Angeles' Jered Weaver (2.700) for the best mark among AL pitchers in that time (250.0 IP)...During that span, has lowered his career ERA from 4.91 to 3.64 (181 ER/447.0 IP).

Has gone 42 consecutive starts since the beginning of 2010 without allowing more than 5 earned runs, the longest streak by a Red Sox starter since Roger Clemens did it in 53 games from 5/7/85-5/27/87...The only other streak of that length in the AL since the start of 2010 is David Price's active 47-gamer.

Leads the Majors with a .731 winning percentage on the road (19-7) since the start of 2009 (min. 20 decisions)...In that time, ranks 2nd in the AL (min. 125.0 IP) with a 2.94 road ERA (61 ER/187.0 IP) after SEA's Felix Hernandez (2.57).

Was selected to the AL All-Star team in 2010, his 1st full Major League season...Was also named as the Red Sox 2010 Pitcher of the Year along with Jon Lester by the Boston Chapter of the BBWAA.

Tossed a no-hitter in 2nd Big League appearance, 9/1/07 vs. BAL...Marked 17th official no-hitter in franchise history.

Tabbed Red Sox Minor League Pitcher of the Year in 2006 and 2007...Earned 2007 Co-Minor League Player of the Year honors from the Boston Chapter of the BBWAA, sharing the award with Jacoby Ellsbury.

2011: Posted a 3.48 ERA but was limited to 14 starts due to a stress fracture in his lumbar spine.

Was placed on the 15-day disabled list on 6/19 (retro to 6/17) with a lower back strain and did not pitch for the remainder of the season...Was transferred to the 60-day DL on 7/31...Was activated prior to the Sox final game on 9/28 but did not appear in the contest.

Held left-handers to a .241 clip (39-for-162), a .305 OBP and a .401 SLG...Limited right-handers to a .242 AVG (37-for-153), .314 OBP and .392 SLG...Opposing batters in the 1st lineup spot hit just .143 (6-for-42) with a .217 OBP, both of which were 3rd lowest in the AL among hurlers with at least 40 such batters faced.

Pitched to a .152 clip (10-for-66) with runners in scoring position, tied for 4th best in the AL (min. 60 BF)...His .231 opponent OBP in that situation tied for 2nd best among that group.

Compiled a 3.20 ERA (18 ER/50.2 IP) in 8 road starts compared to a 3.94 mark (14 ER/32.0 IP) at home.

Took a 5-1 loss at TEX on 4/3 in his season debut, allowing 4 runs on 5 hits over 6.1 innings, with all 4 runs on solo homers...Became the 1st Red Sox pitcher to surrender at least 4 home runs on 5 hits or less since Ellis Kinder on 9/1/1952 at NYY (5 H, 4 HR).

Walked 3 or fewer batters in each of his last 10 starts beginning 4/26, including a career-high stretch of 2 walks or less in 9 straight starts from 4/26-6/10.

Ranked 5th in the AL with a 2.08 ERA (9 ER/39.0 IP) in 6 May starts (min. 25.0 IP)...Went 3-0 with 29 strikeouts and 8 walks in the month.

Closed out his season with a career-long, 9-game undefeated streak from 5/2-6/16, allowing 2 runs or less in 7 of those games...During that time, went 5-0 and ranked among AL leaders in wins (T-4th), ERA (6th, 2.59 ERA), opponent AVG (7th, .204) and WHIP (9th, 1.02).

Pitched 5.0 scoreless innings for the win on 5/7 vs. MIN, including 3.0 frames after a rain delay of 2 hours and 7 minutes...Combined with 4 other Sox pitchers in the 4-0 team shutout.

Fanned a season-high 7 batters in back-to-back starts on 5/13 at NYY and 5/18 vs. DET, both 7.0-inning outings...Pitched a season-high 7.1 innings in his next start, 5/23 at CLE.

On 4/10, signed a 4-year contract extension through the 2015 season with club options for 2016 and 2017.

MAJOR LEAGUE ERA LEADERS, 2010-11

(minimum 250.0 innings)

ERA	PITCHER	TEAM
2.40	Roy Halladay	PHI
2.57	Clayton Kershaw	LAD
2.70	Jered Weaver	LAA
2.70	Clay Buchholz	BOS
2.77	Cliff Lee	SEA/TEX/PHI

2010: Named an All-Star and Red Sox Co-Pitcher of the Year in his 1st full season in the Majors...Set career bests in virtually every category, including wins (17), starts (28), innings (173.2) and strikeouts (120).

🔴 Earned Red Sox Pitcher of the Year honors along with Jon Lester from the Boston Chapter of the BBWAA...Are the 1st pair of Sox hurlers to share the award since Bill Lee and Luis Tiant in 1973.

🔴 Placed 6th in American League Cy Young Award voting (2, 3rd place votes; 5, 4th and 4, 5th).

🔴 Was the 2010 recipient of the BoSox Club Man of the Year Award, chosen not only for his contributions to the success of the Red Sox but also for his cooperation and efforts in community endeavors.

🔴 Named an All-Star for the 1st time in his career, selected by the Player Ballot...Did not pitch in the game at Angel Stadium due to injury (left hamstring strain) but attended the festivities.

🔴 Finished 2nd in the AL with a 2.33 ERA (45 ER/173.2 IP) after only Seattle's Felix Hernandez (2.27)...In the live ball era (since 1920), only 4 Red Sox pitchers have finished a season with a better ERA: Tex Hughson (2.26 in 1944), Luis Tiant (1.91 in 1972), Roger Clemens (1.93 in 1990) and Pedro Martinez (2.07 in 1999, 1.74 in 2000, 2.26 in 2002 and 2.22 in 2003).

🔴 Also ranked among AL leaders in wins (T-7th, 17), winning percentage (4th, .708, 17-7), opponent batting average against (7th, .226), opponent slugging (2nd, .312) and ground ball/fly ball ratio (9th, 1.79).

🔴 Led the AL and placed 3rd in the Majors with a 2.45 ERA (25 ER/92.0 IP) on the road (Philadelphia's Roy Oswalt, 2.22 and Los Angeles' Clayton Kershaw, 2.43)...Was 10-3 in 15 starts away from home, tied for 2nd in the Majors for road wins (6 others), behind only teammate Jon Lester's 11.

🔴 Posted a team-best 2.20 home ERA (20 ER/81.2 IP) in 13 starts at Fenway Park (7-4), 6th among AL leaders.

🔴 Paced the Majors with a 1.97 ERA (29 ER/132.2 IP) in night games...14 night wins tied for most in the AL with teammate Jon Lester...Only Philadelphia's Roy Halladay (16) had more in the Majors.

🔴 Finished 3rd on the staff with 19 quality starts (at least 6.0 IP/3 or fewer ER)...Had a quality start in each of his 19 outings of at least 6.0 innings, going 14-2 in those starts.

🔴 Started 5 of Boston's 9 shutouts, including his 2nd career, complete-game shutout (also 2007 no-hitter), an 11-0 win at BAL on 6/4 (9.0 IP, 5 H, BB, 2 K)...2 K's in that game were the fewest by a Sox pitcher in a shutout since Danny Darwin had 2 on 8/18/93 vs. CWS.

🔴 Made a team-high 6 starts with at least 8.0 IP and 2 runs or fewer allowed, 10th most in the AL...The last Sox pitcher with more such starts was Pedro Martinez with 10 in 2002.

🔴 Tied for 2nd in the AL with 9 starts in which he allowed 0 earned runs (also teammate Jon Lester and Oakland's Gio Gonzalez), behind only Oakland's Trevor Cahill (10)...Tied with Seattle's Felix Hernandez for the ML lead with 17 starts allowing no more than 1 ER.

🔴 Held opponents to a Major League-best .161 clip with RISP (22-for-137)...Did not allow a home run in 137 at-bats with RISP, the most in the Majors without surrendering a long ball.

🔴 Allowed just 9 homers over his 173.2 IP, the 3rd-fewest home runs per 9.0 IP in the AL (0.47)...Went a career-high, 6 straight starts (36.1 IP) without giving up a HR from 5/29-6/26 and threw 39.1 homerless frames overall from the 5th inning on 5/24 through the 1st on 7/21.

🔴 Went 6-2 with a 1.46 ERA (11 ER/67.2 IP) in 10 starts against AL East foes, including 5-0 with a 1.18 mark (6 ER/45.2 IP) in 6 road starts in the AL East.

🔴 Lost to Tampa Bay, 6-5, on 4/17 despite not allowing an earned run (5.0 IP, 4 R), becoming the 1st Red Sox starter to suffer a loss without allowing an ER since Casey Fossum on 8/8/03 (4 R in a 4-2 loss vs. BAL).

🔴 Recorded a career-high 10 strikeouts in a 3-0 losing effort vs. TEX on 4/22 (6.2 IP, 3 R/ER)...At 25 years, 251 days old, became the club's youngest righty to fan 10 or more in a game since Aaron Sele (23 years, 95 days) had 11 on 9/28/93 vs. DET (G1).

🔴 Threw 18.0 straight scoreless innings from the 5th inning on 5/24 at TB through the 9th on 6/4 at BAL.

🔴 11-0 loss at CLE on 6/9 (7.0 IP, 3 R/ER) was his 1st on the road since 8/8/09 at NYY, snapping a streak of wins in 9 straight road starts from 8/19/09-6/4/10...Posted a ML-best 1.53 road ERA (10 ER/59.0 IP) in that span (min. 30 IP)...Roger Clemens is the only other pitcher in Sox history to win at least 9 straight road starts, doing it 3 times (last, 7/18/92-4/20/93).

🔴 Placed on the 15-day disabled list with a left hamstring strain on 7/5 (retroactive to 6/27)...Made 1 rehab start for Triple-A Pawtucket at Syracuse on 7/16, allowing 2 runs on 4 hits (1 HR) and a walk with 2 strikeouts over 3.2 IP...Activated from the DL on 7/21.

🔴 Named AL Pitcher of the Month for August, his 1st career monthly honor...Went 4-0 with a 1.03 ERA (5 ER/43.2 IP) and 28 K's in 6 starts during the month, placing 2nd in the Majors in ERA and ranking among AL leaders in wins (T-2nd) and innings (T-3rd)...Allowed no more than 1 earned run in 5 of the 6 outings.

LOWEST RED SOX ERA'S SINCE 1920

NAME	YEAR	ERA
Pedro Martinez	2000	1.74
Luis Tiant	1972	1.91
Roger Clemens	1990	1.93
Pedro Martinez	1999	2.07
Pedro Martinez	2003	2.22
Tex Hughson	1944	2.26
Pedro Martinez	2002	2.26
Clay Buchholz	2010	2.33

🔴 Tallied a career-high 7 straight quality starts (6.0 or more IP/3 or fewer ER) from 7/26-8/28, going 5-0 with a 1.07 ERA (6 ER/50.2 IP) during that span...Went at least 7.0 innings in a career-high 5 straight starts, 7/26-8/17, at 4-0 with a 1.21 ERA (5 ER/37.1 IP).

🔴 Notched career-high streaks of 26.0 scoreless innings (2nd inning, 8/11-6th, 8/28) and 30.1 innings without allowing an earned run (6th, 8/6-7th, 8/28)...Both streaks were the longest for a Sox hurler since Pedro Martinez's 35.0-inning scoreless run from 7/25-8/16/02...His 26.0-IP scoreless streak was the longest by an AL starter all year, 3rd longest in the AL overall (Chicago's J.J. Putz, 27.0 and Texas' Darren O'Day, 26.1)...Stretch included 3 straight starts without an earned run from 8/11-22.

🔴 Lasted just 1.0+ inning, yielding 5 runs in a 5-0 loss at OAK on 9/10, shortest non-injury related start of his career.

2009: Split the season between Triple-A Pawtucket and Boston...Tied for the team lead with 7 wins (also Jon Lester, T-8th in AL) and led the staff with 16 starts (T-1st in ML) and 92.0 innings pitched after making his Big League season debut right after the All-Star break.

🔴 Recalled 7/17 and made 1st Major League appearance of the season with a start that night at TOR...Earned first Big League win since 5/2/08 vs. TB with 5.2 innings of 1-run ball.

🔴 Optioned to Pawtucket 7/18 but did not pitch before being recalled again on 7/21 to replace an injured Tim Lincecum...Remained with the Red Sox for the rest of the season.

🔴 Allowed 3 earned runs or less in 12 of 16 starts with Boston, including 2 or less on 10 occasions...Recorded 9 quality starts, all in final 12 starts of the season.

🔴 Induced 157 ground balls compared to 83 fly balls...Beginning when he made his season debut on 7/17, finished 4th in the AL in total ground balls...Also was 4th with a 1.89 ground ball/fly ball ratio during that span.

🔴 Sox scored 72 runs in his 92.0 innings, 2nd-highest total in Majors beginning 7/17 behind Colorado's Jorge De La Rosa (73)...Also 2nd in Majors in that time with avg. of 7.04 runs of support per 9.0 IP, trailing only De La Rosa (7.44).

🔴 Yielded 3 earned runs over back-to-back starts, 8/8-13 (13.0 IP), but lost both as Boston was shut out...Marked 1st time Sox were shut out in back-to-back starts by a single pitcher since Frank Castillo, 5/16-5/22/02.

🔴 Undefeated over 8 starts from 8/19-9/24, going 6-0 with a 2.44 ERA (14 ER/51.2 IP)...6 victories marked longest winning streak of his career and led the Majors during that span...Had 7 quality starts in that time, including 6 straight from 8/29-9/24.

🔴 Tossed 15.0 consecutive scoreless innings over 3 starts from 9/3 (5th inning)-9/13 (6th inning).

🔴 Matched team season high with a career-high 5 homers allowed on 9/29 vs. TOR (also Beckett, 8/23 vs. NYY).

🔴 Began season with Pawtucket...Ranked among International League leaders in the 1st half in ERA (2nd, 2.36), strikeouts (T-4th, 89) and innings (4th, 99.0)...Limited opponents to a .191 batting average (65-for-341) in 16 starts, lowest among qualifying IL starters and 6th among all minor league starters in the 1st half.

🔴 1 of 3 PawSox named to the IL All-Star team but did not attend due to call-up...Twice earned IL Pitcher of the Week honors: 4/27-5/3 and again for 5/25-31.

🔴 Named Boston's Minor League Pitcher of the Month for May after leading the IL with a 1.12 ERA (5 ER/40.1 IP)...Began the month with 22.1 consecutive scoreless innings, including 20.1 over his first 3 starts.

🔴 Tossed a complete-game, 1-hit shutout at Louisville on 5/25...Retired 24 straight batters over the first 8.0 innings before allowing a single to begin the 9th.

POSTSEASON: No decision in playoff debut, a 7-6 Sox loss to the Angels in Game 3 of ALDS on 10/11...Started and yielded 2 runs over 5.0 innings...Left in line for win but bullpen yielded 5 runs over the 8th and 9th innings.

2008: On the Red Sox Opening Day roster for the 1st time...Made 16 appearances (15 starts) over 2 stints with the Big League club...Missed time on the disabled list and also made starts with Triple-A Pawtucket and Double-A Portland.

🔴 Went 2-2 with a 3.71 ERA (14 ER/34.0 IP) over 1st 6 starts, 4/5-5/2, turning in 3 quality outings...Struck out 33 batters in 34.0 frames in that span...His 8.74 K's per 9.0 innings from the beginning of the season through 5/2 ranked 2nd in the AL behind CC Sabathia's 9.28 mark for Cleveland (min. 30 IP).

🔴 2nd career complete game 4/26 at TB, 1st since no-hitting Baltimore on 9/1/07...Tagged with loss despite yielding just 2 runs on 3 hits and 2 walks while fanning 9 over 8.0 innings...Was his 8th career start (9th game), becoming the 1st Red Sox pitcher to go the distance twice within his 1st 10 Major League appearances since Jeff Sellers (9/26/85 and 6/29/86)...Also the 1st Sox hurler to toss 2 complete games within his 1st 10 career outings while allowing 3 hits or less in each contest since Don Aase (7/31/77 and 9/5/77).

🔴 No wins in final 10 Big League games (9 starts) of season, going 0-7 with a 9.21 ERA (43 ER/42.0 IP) 5/7-8/20.

🔴 Landed on 15-day disabled list with a torn nail on his right middle finger on 5/14 (retro to 5/13)...Sent to Pawtucket on a minor league rehab assignment on 5/25, going 0-0 with a 4.50 ERA (4 ER/8.0 IP) in 2 starts...Activated from the DL on 5/31 and optioned to Pawtucket.

🔴 Recalled 7/11 and made 8 more appearances (7 starts) with the Big League club, going 0-6 with an 8.29 ERA (31 ER/33.2 IP) before he was optioned to Portland on 8/20.

⚾ Made 9 starts overall for the PawSox...Posted wins in 4 straight starts from 6/14-30, allowing just 1 earned run in 22.2 innings for a 0.40 ERA.

⚾ Started 2 regular-season games with Portland 8/25 and 8/30...Limited New Hampshire to just 2 hits with 1 walk and 10 strikeouts over 8.0 scoreless frames in a 7-0 win on 8/30...Got the nod in Game 2 of the Northern Division Championship Series on 9/4 at Trenton...Gave up 3 runs on 6 hits and 1 walk with 9 K's in 6.0 innings...Departed with the score tied at 3-3 and did not figure in the Sea Dogs 4-3 loss.

⚾ After the season, started 5 tilts for the Scottsdale Scorpions of the Arizona Fall League...Went 1-2 with a 3.86 ERA (9 ER/21.0 IP)...Fanned 17 and walked 9.

⚾ Named as the top prospect in the Red Sox organization by *Baseball America* entering the 2008 season...Also tabbed by the publication as having the Best Curveball and Best Changeup in the Boston system.

2007: Advanced from Double-A Portland to the Major Leagues, pitching a no-hitter in 2nd Big League appearance...Was the 17th official no-hitter in franchise history...Also earned Red Sox Minor League Pitcher of the Year honors for the 2nd straight season.

⚾ Held Big League batters to a .184 AVG (14-for-76), including .133 (4-for-30) vs. RHB and .217 (10-for-46) against LHB.

⚾ Made Major League debut 8/17, a spot start in the day game of a split doubleheader vs. LAA at Fenway Park...Opposed John Lackey and earned the win, yielding 4 runs (3 ER) on 8 hits and 3 walks while fanning 5 over 6.0 frames in the Sox 8-4 victory...At 23 years, 3 days old, was youngest Sox pitcher to win his debut as a starter since Juan Pena on 5/8/99 (21 years, 315 days)...Optioned to Triple-A Pawtucket following the game.

⚾ Recalled for 2nd stint with Boston on 9/1 and threw the 17th official no-hitter in franchise history that night vs. BAL, his 2nd Big League start...Allowed 4 base runners: hit Nick Markakis with a pitch in the 1st, and walked Kevin Millar and Aubrey Huff in the 5th and Brian Roberts in the 6th...Retired the final 11 batters he faced...Threw 115 pitches overall and recorded 9 K's in the Red Sox 10-0 victory.

⚾ Became 1st Sox rookie pitcher to win each of his 1st 2 ML starts since Juan Pena, 5/8 and 5/14/99.

⚾ Notched a 16.0-inning scoreless stretch over parts of 3 games (2 starts), 9/1 (1st inning)/9/19 (4th inning)...Worked 3.0 scoreless frames in relief 9/6 at BAL, matching longest relief outing by a Sox pitcher in 2007.

⚾ Officially shut down for the remainder of the season on 9/28 due to fatigue in his pitching shoulder.

⚾ Went 8-5 with a 2.44 ERA (34 ER/125.1 IP) and 171 K's in 24 games (23 starts) between Pawtucket and Portland.

⚾ Named Red Sox Minor League Pitcher of the Year, leading the system with 171 K's...Voted the club's Minor League Player of the Year by the Boston Chapter of the BBWAA, sharing the honor with Jacoby Ellsbury.

⚾ Led all of minor league baseball with an average of 12.34 K's per 9.0 innings and finished 5th with 171 strikeouts...Also had the 5th-lowest opponent batting average at .191.

⚾ Spent the 1st half of the season with the Sea Dogs and was leading Eastern League hurlers with a 1.77 ERA (17 ER/86.2 IP) and 116 strikeouts at the time of his promotion to Pawtucket on 7/12...Held Eastern League hitters to a .180 AVG (55-for-305).

⚾ Garnered Red Sox Minor League Pitcher of the Month honors for May after going 2-0 with a 1.50 ERA (6 ER/36.0 IP) and 51 strikeouts in 6 starts...Struck out a franchise-record 8 consecutive batters 5/11 vs. Binghamton...Finished with 11 K's in the game.

⚾ Named Eastern League Pitcher of the Week for 6/25-7/1, going 1-0 with a 0.79 ERA (1 ER/11.1 IP) in 2 starts...Selected to play in the EL All-Star Game but did not pitch.

⚾ Pitched for the U.S. Team in the All-Star Futures Game at AT&T Park in SF on 7/8...Fanned 2 and allowed a homer in 1.0 relief inning in the U.S. squad's 7-2 loss to Team World.

⚾ Prior to the season, listed as No. 2 overall prospect, top pitcher, in the Red Sox system according to *Baseball America*...Also dubbed as having the Best Curveball in the organization in the publication's Best Tools Survey.

INSIDE THE NO HITTER

⚾ 17th official no-hitter in Red Sox history, 1st since Derek Lowe on 4/27/02 vs. TB.

⚾ 1 of 3 no-hitters in the Majors in 2007...Also the White Sox Mark Buehrle (4/18 vs. TEX) and Tigers Justin Verlander (6/12 vs. MIL).

⚾ Was 21st Major League rookie and 1st in Red Sox history to pitch a no-hitter...1st rookie since Florida's Anibal Sanchez, 9/6/06 vs. ARI, and 1st in American League since Chicago's Wilson Alvarez, 8/11/91 at BAL.

⚾ Became 3rd pitcher since 1900 to throw a no-hitter in either his 1st or 2nd Major League start, the 2nd to throw 1 in his 2nd Big League game, joining Wilson Alvarez in 1991...Bobo Holloman threw a no-hitter in his 1st career start for the St. Louis Browns, 5/6/53 vs. the Philadelphia A's but had pitched in relief prior to that start.

⚾ At 23 years, 18 days, only Joe Wood (21 years, 277 days; 7/29/1911 vs. SLB) and Dave Morehead (23 years, 11 days; 9/16/65 vs. CLE) threw no-hitters for Boston at a younger age.

⚾ No-hitter was selected as the top single-game performance of 2007 in fan balloting in MLB.com's "This Year in Baseball Awards."



2006: Named Red Sox Minor League Pitcher of the Year, going 11-4 with a 2.42 ERA (32 ER/119.0 IP) in 24 starts between Single-A Greenville and Wilmington.

- ☛ Led all Sox minor league hurlers with 140 strikeouts and tied for lead with 11 wins (also Scott Shoemaker).
- ☛ Earned Red Sox Minor League Pitcher of the Month honors in August, going 5-0 with a 1.14 ERA (4 ER/31.2 IP) and 43 K's in 6 starts between Greenville and Wilmington.
- ☛ Promoted to Wilmington on 8/15...Named Carolina League Pitcher of the Week for 8/21-27, with 10 strikeouts in 6.0 scoreless frames in an 8/24 win vs. Myrtle Beach.
- ☛ Won his only playoff start for Wilmington on 9/6 at Frederick...Surrendered 1 run in 6.0 innings with 10 K's.

2005: Made professional debut with Short-A Lowell...Selected in the supplemental round (42nd overall) as compensation for free agent Pedro Martinez.

- ☛ Ranked tied for 3rd in the New York-Penn League with 15 starts.
- ☛ Tallied 14 strikeouts over 7.0 IP in last 2 starts...Struck out 8 batters over 3.0 scoreless innings 9/1 vs. Vermont...Fanned 6 in 4.0 shutout frames 9/6 at Oneonta.

PERSONAL

- ☛ Married to Lindsay Clubine...The couple has a daughter, Colbi.
- ☛ Graduated from Lumberton (TX) High School.
- ☛ Pitched at Angelina (TX) Junior College...Selected 2005 Region 14-East Conference Player of the Year, going 12-1 with a 1.05 ERA (10 ER/85.2 IP) in 15 starts...Earned first-team, all-district and all-state honors...Fanned 129 batters in 85.2 innings...Also saw time in the outfield...Helped lead the Roadrunners to a No. 11 ranking in the National Junior College Athletic Association.

IN THE COMMUNITY

Clay has served as Co-Captain of the Jimmy Fund (with Tim Wakefield) in each of the last 2 seasons, making visits to the clinic and appearances at events at Fenway Park, and shooting PSA's...Also served as the spokesman for the Jimmy Fund Rally Against Cancer program for the 2nd straight year and visited the Furnace Brook Middle School in Marshfield, MA as well as Dynamics Corporation...Over the last 2 years has met with Jimmy Fund patients during their trips to Fort Myers, Pittsburgh and Baltimore and has also participated in the Jimmy Fund Radio-Telethon... Additionally in 2011, visited with a Make-A-Wish patient in Fort Myers and spoke with children attending the Red Sox Baseball Academy...Attends events that benefit the Red Sox Foundation, including the Welcome Home Dinner and Picnic in the Park, and has donated auction items -- a pitching lesson in 2010 and the chance to play video games with him in 2011 -- to each of the last 2 Picnic in the Park events...Honored by the Lowell Spinners with the Dick Berardino Lowell Spinners Alumni Award in January 2011 and named the 2010 BoSox Club's "Man of the Year"... Has played in the Children's Hospital of Southwest Florida Celebrity Golf Classic in Fort Myers during Spring Training each of the last 4 years...Meets with fans as part of the Red Sox Destinations program...While with the Big League club in 2009, took part in a fan/player photo session...In 2008, met with Jimmy Fund patients as part of their trip to Spring Training and attended a reception at the U.S. Embassy while with the Red Sox in Japan...Also visited the Jimmy Fund and Children's Hospital, and signed for the Red Sox Foundation autograph session at the Souvenir Store as part of the 2008 Red Sox Rookie Program.

CLAY BUCHHOLZ'S CAREER RECORD

YEAR	CLUB	W-L	ERA	G	GS	CG	SHO	SV	IP	H	R	ER	HR	HB	BB	SO	WP	BK
2005	Lowell	0-1	2.61	15	15	0	0	0	41.1	34	15	12	2	1	9	45	0	1
2006	Wilmington	2-0	1.13	3	3	0	0	0	16.0	10	4	2	0	0	4	23	1	0
	Greenville	9-4	2.62	21	21	0	0	0	103.0	78	34	30	10	5	29	117	8	1
2007	Pawtucket	1-3	3.96	8	8	0	0	0	38.2	32	21	17	5	1	13	55	1	3
	Portland	7-2	1.77	16	15	1	0	0	86.2	55	18	17	4	2	22	116	1	1
	BOSTON	3-1	1.59	4	3	1	1	0	22.2	14	6	4	0	1	10	22	0	0
2008	Pawtucket	4-2	2.47	9	9	0	0	0	43.2	36	13	12	3	2	17	43	3	0
	Portland	1-0	1.80	2	2	0	0	0	15.0	7	4	3	0	0	1	18	0	0
	BOSTON	2-9	6.75	16	15	1	0	0	76.0	93	63	57	11	2	41	72	2	1
2009	Pawtucket	7-2	2.36	17	16	1	1	0	99.0	67	30	26	7	0	30	89	4	1
	BOSTON	7-4	4.21	16	16	0	0	0	92.0	91	44	43	13	2	36	68	1	0
2010	Pawtucket	0-0	4.91	1	1	0	0	0	3.2	4	2	2	1	1	1	2	0	1
	BOSTON	17-7	2.33	28	28	1	1	0	173.2	142	55	45	9	5	67	120	7	1
2011	BOSTON	6-3	3.48	14	14	0	0	0	82.2	76	34	32	10	2	31	60	3	0
Major League Totals		35-24	3.64	78	76	3	2	0	447.0	416	202	181	43	12	185	342	13	2
Minor League Totals		31-14	2.44	92	90	2	1	0	447.0	323	141	121	32	12	126	508	18	8
Red Sox Totals		35-24	3.64	78	76	3	2	0	447.0	416	202	181	43	12	185	342	13	2

2005 Signed by the Boston Red Sox as a supplemental-round selection (club's 3rd pick, 42nd overall) in the First-Year Player Draft

CLAY BUCHHOLZ, CONTINUED

DIVISION SERIES RECORD

YEAR	CLUB	W-L	ERA	G	GS	CG	SHO	SV	IP	H	R	ER	HR	HB	BB	SO	WP	BK
2009	BOS vs. LAA	0-0	3.60	1	1	0	0	0	5.0	6	2	2	1	1	1	3	0	1

ALL-STAR GAME RECORD

YEAR	CLUB	W-L	ERA	G	GS	CG	SHO	SV	IP	H	R	ER	HR	HB	BB	SO	WP	BK
2010	AL at LAA																	

Selected--Did Not Pitch

CAREER FIELDING RECORD

YEAR	CLUB	POS	PCT.	G	GS	PO	A	E	TC	DP
2007	BOSTON	P	.800	4	3	1	3	1	5	0
2008	BOSTON	P	1.000	16	15	3	6	0	9	0
2009	BOSTON	P	.941	16	16	8	8	1	17	0
2010	BOSTON	P	.957	28	28	21	24	2	47	1
2011	BOSTON	P	.967	14	14	15	14	1	30	0
Career Totals		P	.954	78	76	48	55	5	108	1

CAREER BATTING TOTALS

AVG.	G	AB	R	H	2B	3B	HR	RBI	SH	SF	HB	BB	SO	SB	CS	E
Major League Totals	1,000	79	1	0	1	0	0	0	0	0	0	0	0	0	0	5

CAREER SINGLE-GAME HIGHS

INNINGS PITCHED	9.0, 2 times, last 6/4/10 at BAL
LOW-HIT COMPLETE GAME	0, 9/1/07 vs. BAL
STRIKEOUTS	10, 4/22/10 vs. TEX
HITS ALLOWED	12, 4/26/11 at BAL
RUNS ALLOWED	8, 7/18/08 at LAA
WALKS ALLOWED	5, 6 times, last 4/15/11 vs. TOR
HOME RUNS ALLOWED	5, 9/29/09 vs. TOR
WINNING STREAK	6, 8/19/09-9/24/09
EJECTIONS	None

NO-HITTERS BY ROOKIES IN MAJOR LEAGUE HISTORY

PITCHER	TEAM	DATE	OPPONENT	SCORE
Christy Mathewson	New York (NL)	July 5, 1901	St. Louis	5-0
Nick Maddox	Pittsburgh	September 20, 1907	Brooklyn	2-1
Jeff Tesreau	New York (NL)	September 6, 1912	Philadelphia	3-0
Charlie Robertson	Chicago (AL)	April 30, 1922	Detroit	2-0 (perfect game)
Paul Dean	St. Louis (NL)	September 21, 1934	Brooklyn	3-0
Vern Kennedy	Chicago (AL)	August 31, 1935	Cleveland	5-0
Bill McCahan	Philadelphia (AL)	September 3, 1947	Washington	3-0
Bobo Holloman	St. Louis (AL)	May 6, 1953	Philadelphia	6-0
Sam Jones	Chicago (NL)	May 12, 1955	Pittsburgh	4-0
Bo Belinsky	Los Angeles (AL)	May 5, 1962	Baltimore	2-0
Don Wilson	Houston	June 18, 1967	Atlanta	2-0
Vida Blue	Oakland	September 21, 1970	Minnesota	6-0
Burt Hooton	Chicago (NL)	April 16, 1972	Philadelphia	4-0
Steve Busby	Kansas City	April 27, 1973	Detroit	3-0
Jim Bibby	Texas	July 30, 1973	Oakland	6-0
Mike Warren	Oakland	September 29, 1983	Chicago	3-0
Wilson Alvarez	Chicago (AL)	August 11, 1991	Baltimore	7-0
Jose Jimenez	St. Louis	June 25, 1999	Arizona	1-0
Bud Smith	St. Louis	September 3, 2001	San Diego	4-0
Anibal Sanchez	Florida	September 6, 2006	Arizona	2-0
Clay Buchholz	Boston	September 1, 2007	Baltimore	10-0

DANIEL BUTLER • 8 I • C



FULL NAME: Daniel John Butler
BATS: Right **THROWS:** Right **HEIGHT:** 5-10 **WEIGHT:** 190
OPENING DAY AGE: 25
BORN: October 17, 1986 in Phoenix, AZ
RESIDES: Peoria, AZ
MAJOR LEAGUE SERVICE: None
ACQUIRED: Signed as a non-drafted free agent on July 28, 2009
SIGNED BY: Matt Mahoney (Red Sox)
CONTRACT STATUS: Signed through 2012

NON-ROSTER INVITEE

CAREER HIGHLIGHTS

- In his 4th season with the Red Sox, his 1st in Major League Spring Training camp.
- Named a South Atlantic League All-Star in 2010 and a Carolina League All-Star in 2011, his 1st 2 full professional campaigns, after going undrafted.

2011: Batted .241 (92-for-381) with 25 doubles, 12 homers, 71 RBI and 54 walks in 113 games between High-A Salem, Double-A Portland and Triple-A Pawtucket.

- Began the season with Salem and was named to the Carolina League mid-season All-Star Team...Joined the Sea Dogs on 8/3, where he played 21 games before transferring to Pawtucket on 9/4.
- Combined to throw out 35.5 percent (49 of 138) of attempted base stealers across all 3 levels...Paced qualifying Carolina League catchers with a .995 fielding percentage (3 E/586 TC).
- Led the Salem Sox in RBI (66), ranked 2nd in home runs (11) and was tied for 2nd in walks (45).
- Ranked 5th in the Carolina League with a .351 AVG (20-for-57) and 24 RBI in 16 April games...Tallied 9 doubles and 5 homers during the month.
- Knocked a grand slam on 4/23 vs. Potomac and again in a season-high tying 7-RBI effort on 5/30 vs. Lynchburg (also 4/18 at Lynchburg).
- Received CL Player of the Week honors on 3 occasions (4/18-24, 5/30-6/5, and 7/25-7/31).
- Cracked a 2-run homer in Boston's 3/30 exhibition at Minute Maid Park.
- Following the season, posted a .313 clip (15-for-48) with 13 walks in 16 games for Scottsdale in the Arizona Fall League.

2010: Led Red Sox farmhands in batting (.310) in 98 games spent mostly at Single-A Greenville and High-A Salem...Combined for 7 homers and 48 RBI.

- Named a South Atlantic League mid-season All-Star.
- Earned SAL Player of the Week honors for 4/19-25 after hitting .450 (9-for-20) with 4 doubles and 2 homers.
- Tabbed Red Sox Minor League Defensive Player of the Month for April.
- Batted .426 (23-for-54) over a 14-game hitting streak, 6/11-7/12.
- Ranked among SAL leaders in batting (2nd, .327), OBP (5th, .406), slugging (3rd, .523) and OPS (3rd, .929) prior to his promotion to Salem on 7/15.
- Also played 2 games with Triple-A Pawtucket in early July.
- Combined to throw out 33 of 121 attempted base stealers (27.2 percent).

2009: Spent most of his 1st professional season in 22 games for Short-A Lowell.

- Also played 2 games for High-A Salem in early September...Returned to Lowell for the playoffs and went 2-for-11 (.182) in 3 postseason games.
- Crushed a go-ahead, 11th-inning homer and Lowell held on for a 3-2 win at Staten Island in Game 2 of the New York-Penn League semifinals.
- Combined to catch 8 of 27 (29.6%) attempting base stealers.

PERSONAL

- Hit .263 with 3 homers and 18 RBI in 27 games for the University of Arizona as a senior in 2009.
- Played for Yarmouth-Dennis and Brewster during the 2009 Cape Cod Baseball League season.

DANIEL BUTLER, CONTINUED

DANIEL BUTLER'S CAREER RECORD

YEAR	CLUB	AVG.	G	AB	R	H	2B	3B	HR	RBI	SH	SF	HB	BB	SO	SB	CS	E
2009	Lowell	.179	22	78	7	14	3	1	1	10	0	1	5	4	14	0	1	2
	Salem	.000	2	3	0	0	0	0	0	0	0	0	0	0	1	0	0	0
2010	Greenville	.327	61	214	37	70	18	3	6	31	0	1	9	20	44	0	0	9
	Pawtucket	.000	2	5	0	0	0	0	0	0	0	0	0	0	1	0	0	0
2011	Salem	.292	35	113	16	33	12	0	1	17	0	1	6	23	21	1	0	1
	Salem	.247	91	312	39	77	20	0	11	66	0	5	7	45	56	4	1	3
	Portland	.212	21	66	4	14	5	0	0	2	0	0	1	9	11	0	0	3
	Pawtucket	.333	1	3	1	1	0	0	1	3	0	0	0	0	2	0	0	0
Minor League Totals		.263	235	794	104	210	58	4	20	129	0	8	28	101	150	5	2	18

2009 Signed by the Boston Red Sox as a non-drafted free agent on 7/28

ALL-TIME RED SOX LEADERS AT FENWAY PARK

BATTING LEADERS

AVG	.369	Wade Boggs
SLG	.652	Ted Williams
Hits	1,822	Carl Yastrzemski
Walks	1,031	Ted Williams
SB	107	Harry Hooper
Doubles	382	Carl Yastrzemski
Triples	63	Harry Hooper
HR	248	Ted Williams
RBI	1,063	Carl Yastrzemski

PITCHING LEADERS

Wins	98	Tim Wakefield
Strikeouts	1,332	Roger Clemens
ERA	1.80	Carl Mays
Saves	104	Jonathan Papelbon

NOTE: Minimum 2,000 AB for AVG and SLG,
Minimum 500.0 IP for ERA

Fenway Park leaders courtesy Elias Sports Bureau

ALL-TIME OPPONENT LEADERS AT FENWAY PARK

BATTING LEADERS

AVG	.377	Fred McGriff
SLG	.724	Frank Robinson
Hits	218	Al Kaline
Walks	126	Eddie Yost
SB	47	Rickey Henderson
Doubles	49	Al Kaline
Triples	17	Ty Cobb
HR	38	Mickey Mantle, Babe Ruth
RBI	156	Lou Gehrig

PITCHING LEADERS

Wins	19	Hooks Dauss
Strikeouts	186	Bob Feller
ERA	1.72	Lefty Grove
Saves	34	Mariano Rivera

NOTE: Minimum 200 AB for AVG and SLG,
Minimum 100.0 IP for ERA

Fenway Park leaders courtesy Elias Sports Bureau



FULL NAME: Jesse Craig Carlson
BATS: Left **THROWS:** Left **HEIGHT:** 6-0 **WEIGHT:** 160
OPENING DAY AGE: 31
BORN: December 31, 1980 in New Britain, CT
RESIDES: Newington, CT
MAJOR LEAGUE SERVICE: 3 years, 49 days
ACQUIRED: Signed as a minor league free agent on Dec. 7, 2011
SIGNED BY: Derrick Ross (Tigers)
CONTRACT STATUS: Signed through 2012

NON-ROSTER INVITEE

CAREER HIGHLIGHTS

❖ Missed 2011 due to injury...Previously appeared in the Majors for the Blue Jays from 2008-10, posting a 3.63 ERA (57 ER/141.1 IP) in relief.

❖ Owns a .232 opponent average (121-for-521) in the Majors, including a .154 mark (4-for-26) at Fenway Park.

❖ Would be the 9th Connecticut native to pitch for the Red Sox, the 1st since Craig Breslow (2006).

2011: Missed the entire season due to injury.

❖ Was placed on Toronto's 60-day DL with a left shoulder strain on 3/29.

❖ Underwent left rotator cuff surgery on 5/24, performed by Dr. James Andrews in Birmingham, AL.

❖ Signed with the Red Sox as a minor league free agent on 12/7.

2010: Was recalled from Triple-A Las Vegas on 8/16 and appeared in 20 games for the Blue Jays through the balance of the season.

❖ Did not allow a run in 16 of 20 Major League outings, holding opponents to a .250 average (13-for-52)...Went 0.1 inning or less in half of his appearances.

❖ Limited lefties to a .158 average (3-for-19) with 1 walk and 1 double.

❖ Allowed runs in just 1 of 11 contests from 9/4-27, holding batters to a .182 average (4-for-22) in that time...Tallied a save and 2 holds while posting a 3.86 ERA (3 ER/7.0 IP) in 13 September games overall.

❖ Pitched most of the season in Las Vegas, where he was named the club's Most Valuable Pitcher.

❖ Led the 51s with 11 holds and ranked 2nd on the club in saves (7) and appearances (45)...Reduced his Triple-A ERA from 4.42 (19 ER/38.2 IP) before the All-Star break to 3.65 (5 ER/12.1 IP) afterwards

2009: Completed 2nd season in the Majors and led Toronto with 12 holds in 73 appearances.

❖ For the 2nd straight season, led Jays pitchers in games, tied for 7th most in the AL.

❖ Limited opponents to a .188 clip (6-for-32) with 2 outs and runners in scoring position.

❖ Did not allow a run in 12 of 1st 14 outings, with a 1.23 ERA (2 ER/14.2 IP) and .157 opponent AVG (8-for-51).

❖ Had a streak of 9 consecutive scoreless outings from 4/17-5/3 (10.0 IP).

❖ In his final 21 games of the season, held opponents to a .208 AVG (15-for-72) and just 1 home run while recording a 2.79 ERA (6 ER/19.1 IP).

❖ Was ejected for the 1st time in his career after an altercation with Jorge Posada on 9/15 at NYY, resulting in a 3-game suspension.

2008: In his rookie season, led the Blue Jays with 69 appearances, tying the 2nd most ever by a Toronto rookie after Aquilino Lopez in 2003 (73).

❖ Recorded 7 relief wins, the most for a Toronto hurler since Paul Quantrill in 2001 (11).

❖ Held opponents to a .196 average (41-for-209), 13th best among qualifying AL relievers, including a .183 mark (15-for-82) with runners on base.

❖ Made 2 appearances with Triple-A Syracuse before being selected to the Majors on 4/10.

❖ Retired the 1st 9 Major League batters of his career, including his only batter faced (Darc Barton) on 3 pitches in his Big League debut, 4/10 vs. OAK.

❖ Worked a career-high 3.0 innings on 4/16 vs. TEX.

❖ Had a string of 14.0 consecutive scoreless innings from 8/20-9/24.

❖ Picked up the win in consecutive games on 9/2-3 vs. MIN.

2007: Pitched the entire season with Toronto's Double-A New Hampshire affiliate.

- ✦ Made 58 appearances for the FisherCats, all in relief, and recorded 6 saves.
- ✦ Struck out 10.27 batters per 9.0 innings (81 K's/70.1 IP).
- ✦ Returned to the Blue Jays organization, signing as a minor league free agent on 1/23.

2006: Spent the majority of the season with Double-A Frisco in the Rangers organization.

- ✦ Saved 3 games in 43 relief appearances.
- ✦ Promoted to Triple-A Oklahoma on 8/1, where he tossed 10 scoreless appearances to end the season (11.0 IP).

2005: Combined for a 2.79 ERA (18 ER/58.0 IP) in 61 outings between Double-A New Hampshire and Triple-A Syracuse.

- ✦ Made 22 appearances for Syracuse before being optioned to the FisherCats on 6/10.
- ✦ Finished 2nd among qualifying Eastern League relievers with just 1.14 unintentional walks per 9.0 innings and was 4th with 8.24 base runners per 9.0 innings.
- ✦ After the season, signed as a minor league free agent with Texas on 11/18.

2004: Went 5-0 with HOU's Double-A Round Rock affiliate.

- ✦ Recorded his only save of the season on 4/25 vs. Midland (0.2 IP).
- ✦ Tossed a season-high 3.0 innings on 4 occasions with a season-high 5 K's in 2 of those games: 7/4 at Frisco and 7/31 at Midland.
- ✦ Held opponents to a .256 AVG (57-for-223).
- ✦ Following the season, signed with the Blue Jays as a minor league free agent on 11/11.

2003: Named MVP of Houston's Single-A Lexington club after going 3-0 with 13 saves and a 1.56 ERA (11 ER/63.1 IP) in 53 games out of the bullpen.

- ✦ Ranked 3rd among qualifying South Atlantic League relievers with 11.94 strikeouts per 9.0 innings (84 K's) and finished 4th among that group with just 7.82 base runners per 9.0 innings.
- ✦ Tossed a Lexington-record 36.0 consecutive scoreless innings over 27 games from 6/20-8/26.
- ✦ Did not allow an earned run on the road in 26 appearances (30.0 IP).
- ✦ Signed with Houston on 3/31 after being released by Detroit 3 days earlier.

2002: Played his 1st professional season with Short-A Oneonta in the Tigers system.

- ✦ Ranked 3rd among qualifying New York-Penn League relievers with just 7.11 base runners allowed per 9.0 innings...Was 5th among that group with a .146 AVG against (19-for-130).
- ✦ Fanned 2 batters in 1.0 inning vs. Vermont on 6/19 in his pro debut.
- ✦ Did not allow a run in 10 straight outings from 7/3-8/8 (21.2 IP).

PERSONAL

- ✦ Graduated from Berlin (CT) High School in 1999, where he played both basketball and baseball...Defeated Seymour Connecticut High School to win the State Championship as a senior...Received the "Pitcher of the Game" award.
- ✦ Attended the University of Connecticut where he lettered in baseball in 2000, 2001 and 2002... Was selected to the Big East All-Rookie team as a freshman in 2000.

JESSE CARLSON'S CAREER RECORD

YEAR	CLUB	W-L	ERA	G	GS	CG	SHO	SV	IP	H	R	ER	HR	HB	BB	SO	WP	BK
2002	Oneonta	2-2	1.66	19	0	0	0	0	38.0	19	8	7	1	1	10	47	1	1
2003	Lexington	3-0	1.56	53	0	0	0	13	63.1	37	11	11	2	2	16	84	1	0
2004	Round Rock	5-0	5.04	41	0	0	0	1	55.1	57	33	31	5	4	21	51	2	0
2005	Syracuse	1-1	4.82	22	0	0	0	0	18.2	26	10	10	4	5	7	17	0	0
	New Hamp.	3-2	1.83	39	0	0	0	5	39.1	28	8	8	2	3	5	42	0	1
2006	Frisco	6-5	4.66	43	0	0	0	3	58.0	65	39	30	7	5	18	45	0	0
	Oklahoma	0-0	0.00	10	0	0	0	0	11.0	6	0	0	0	0	4	5	0	0
2007	New Hamp.	8-2	4.86	58	0	0	0	6	70.1	77	39	38	4	3	18	81	0	1
2008	Syracuse	0-0	0.00	2	0	0	0	0	3.2	1	0	0	0	1	0	2	1	0
	TORONTO	7-2	2.25	69	0	0	0	2	60.0	41	16	15	6	3	21	55	2	1
2009	TORONTO	1-6	4.66	73	0	0	0	0	67.2	67	37	35	7	3	21	51	2	1
2010	Las Vegas	3-1	4.24	45	0	0	0	4	51.0	56	32	24	6	4	11	43	6	2
	TORONTO	0-0	4.61	20	0	0	0	1	13.2	13	7	7	3	1	5	8	0	0
Major League Totals		8-8	3.63	162	0	0	0	3	141.1	121	60	57	16	7	47	114	4	2
Minor League Totals		31-13	3.50	332	0	0	0	32	408.2	372	180	159	31	28	110	417	11	5

2002 Signed by the Detroit Tigers as a 15th-round selection in the First-Year Player Draft

2003 Signed by the Houston Astros as a minor league free agent on 3/31

2004 Signed by the Toronto Blue Jays as a minor league free agent on 11/11

2005 Signed by the Texas Rangers as a minor league free agent on 11/18

2007 Signed by the Toronto Blue Jays as a minor league free agent on 1/23

2011 Signed by the Boston Red Sox as a minor league free agent on 12/7

CAREER FIELDING RECORD

YEAR	CLUB	POS	PCT.	G	GS	PO	A	E	TC	DP
2008	TORONTO	P	1.000	69	0	2	8	0	10	0
2009	TORONTO	P	1.000	73	0	10	9	0	19	1
2010	TORONTO	P	1.000	20	0	2	2	0	4	1
Career Totals		P	1.000	162	0	14	19	0	33	2

CAREER SINGLE-GAME HIGHS

INNINGS PITCHED	3.0, 4/16/08 for TOR vs. TEX
STRIKEOUTS	4, 4/16/08 for TOR vs. TEX
HITS ALLOWED	4, 2 times, last 8/29/10 for TOR vs. DET
RUNS ALLOWED	5, 5/27/09 for TOR at BAL
WALKS ALLOWED	2, 7 times, last 6/19/09 for TOR at WSH
HOME RUNS ALLOWED	2, 2 times, last 8/29/10 for TOR vs. DET
EJECTIONS	8/1/08 for TOR at TEX (HP, A. Campos) 9/15/09 for TOR at NYY (HP, J. Joyce)

CHRIS CARPENTER • 66 • RHP



FULL NAME: Christopher John Carpenter

BATS: Right **THROWS:** Right **HEIGHT:** 6-4 **WEIGHT:** 220

OPENING DAY AGE: 26

BORN: December 26, 1985 in Bryan, OH

RESIDES: Bryan, OH

MAJOR LEAGUE SERVICE: 32 days

ACQUIRED: From Chicago (NL) with a player to be named later in exchange for a player to be named later on February 21, 2012

SIGNED BY: Lukas McKnight (Cubs)

CONTRACT STATUS: Signed through 2012

CAREER HIGHLIGHTS

✦ In his 1st year in Boston's system after being acquired from the Cubs with a player to be named later in exchange for a player to be named later on 2/21/12, completing the compensation for Theo Epstein joining the Cubs as the team's President of Baseball Operations.

✦ Reached the Majors last year in his 4th pro season...Posted a 2.79 ERA (3 ER/9.2 IP) in 10 appearances, all out of the bullpen with the Cubs.

✦ After making 60 starts in his 1st 64 pro outings covering his 1st 3 seasons, transitioned to a relief role...Has allowed just 20 home runs in 341.0 minor league innings pitched overall.

✦ Underwent Tommy John Surgery on his right elbow in 2005.

2011: Spent a majority of the year at Double-A Tennessee and Triple-A Iowa...Also made Major League debut with Chicago, posting a 2.79 ERA (3 ER/9.2 IP) in 10 relief games.

✦ Held opponent scoreless in 8 of his 10 Big League games, including 6 of his 1st 7 outings...Did not allow a run in 5 road appearances (5.1 IP)...Limited left-handed batters to a .143 AVG (2-for-14).

✦ Selected from Tennessee on 6/14 and made his Major League debut that night vs. MIL (0.2 IP, H, SO).

✦ Optioned to Iowa following 7/3 game vs. CWS, but recalled 2 days later in Washington to replace the injured Marcos Mateo...Remained with the Cubs until being optioned on 7/16.

✦ In 32 combined minor league relief appearances, was 3-4 with 2 saves, a 5.91 ERA (28 ER/42.2 IP) and 34 K's...Tossed a season-high 2.0 frames 9 times while with Iowa and twice with Tennessee.

✦ Earned his 1st professional save with a scoreless 7th inning to finish Iowa's 3-1 victory vs. Albuquerque in Game 1 of a 4/20 doubleheader.

✦ Was sidelined on the disabled list with a strained oblique from 8/5-8/31.

✦ Went 1-1 with a 3.29 ERA (5 ER/13.2 IP) and 18 strikeouts with Mesa in the Arizona Fall League and was named to the AFL Rising Stars Team for the 2nd straight season.

2010: Played a majority of the season with Double-A Tennessee, going 8-6 with a 3.16 ERA (42 ER/119.2 IP) in 23 starts...Saw his 1st action at the Triple-A level following a late August promotion to Iowa.

✦ Tossed a career-high 134.2 innings between the Smokies and I-Cubs despite beginning the year on the disabled list from 4/8-18 with a right shoulder impingement.

✦ Posted 9 quality starts with Tennessee, including 3 in his last 4 with the club.

✦ Won 4 of 5 decisions in 8 starts with the Smokies from 5/12-6/19 with a 2.49 ERA (12 ER/43.1 IP) in that span.

✦ Posted a monthly-best 2.16 ERA (8 ER/33.1 IP) in 6 June starts for the Smokies.

✦ Earned a promotion to Iowa on 8/22, where he posted a 5.40 ERA (9 ER/15.0 IP) with no record in 3 starts.

✦ Pitched for the Mesa Solar Sox in the Arizona Fall League, going 0-1 with a 5.52 ERA (9 ER/14.2 IP) and 14 strikeouts in 10 relief appearances...Named an AFL Rising Star.

2009: Led all Cubs minor leaguers with a 2.82 ERA (41 ER/130.2 IP) in 27 starts between Single-A Peoria, High-A Daytona and Double-A Tennessee.

✦ Had 118 strikeouts between the 3 stops, 4th most among Cubs farmhands.

✦ Named to the Midwest League All-Star Team after opening the season with a 2.44 ERA (20 ER/73.2 IP) in 15 starts for the Chiefs.

✦ Threw a 7.0-inning complete-game, 3-hit shutout on 6/15 vs. Quad Cities.

✦ Undeclared in June, going 3-0 with a 0.95 ERA (3 ER/28.1 IP) in his last 5 starts before a 7/2 promotion to High-A.

🔥 Made 5 starts for Daytona, going 2-1 with a 1.44 ERA (4 ER/25.0 IP)...Surrendered 1 or no earned runs in 4 of those outings, while fanning 8 or more 3 times.

🔥 Joined Tennessee on 7/29 and remained with the club for the rest of the season, making 7 starts.

2008: Combined to go 4-2 with a 4.64 ERA (17 ER/33.0 IP) in 11 games (7 starts) with the Rookie-level Arizona League Cubs and Single-A Boise.

🔥 Surrendered 2 runs on 2 hits, while walking 1 and fanning 1 in 1.0 inning of work with Mesa.

🔥 Made 10 appearances (6 starts) with Boise, going 4-2 with a 4.22 ERA (15 ER/32.0 IP).

PERSONAL

🔥 Graduated from Bryan (OH) High School...Attended Kent State University.

🔥 In 2008, named Mid-American Conference Pitcher of the Year and earned a spot on the All-MAC 1st Team.

IN THE COMMUNITY

While in the Chicago organization, participated in the Cubs Caravan in both 2011 and 2012.

CHRIS CARPENTER'S CAREER RECORD

YEAR	CLUB	W-L	ERA	G	GS	CG	SHO	SV	IP	H	R	ER	HR	HB	BB	SO	WP	BK
2008	AZL Cubs	0-0	18.00	1	1	0	0	0	1.0	2	2	2	0	0	1	1	0	0
	Boise	4-2	4.22	10	6	0	0	0	32.0	32	21	15	2	2	22	24	2	0
2009	Daytona	2-1	1.44	5	5	0	0	0	25.0	15	7	4	1	1	8	33	3	0
	Peoria	4-3	2.44	15	15	1	1	0	73.2	55	23	20	4	1	33	60	0	1
	Tennessee	0-3	4.78	7	7	0	0	0	32.0	30	20	17	0	4	11	25	2	0
2010	Tennessee	8-6	3.16	23	23	0	0	0	119.2	118	56	42	5	7	48	100	11	0
	Iowa	0-0	5.40	3	3	0	0	0	15.0	19	9	9	3	0	9	12	1	0
2011	Iowa	2-3	6.53	22	0	0	0	1	30.1	32	25	22	3	3	23	28	5	0
	CHI CUBS	0-0	2.79	10	0	0	0	0	9.2	12	3	3	1	0	7	8	2	0
	Tennessee	1-1	4.38	10	0	0	0	1	12.1	10	6	6	2	1	4	6	1	0
Major League Totals		0-0	2.79	10	0	0	0	0	9.2	12	3	3	1	0	7	8	2	0
Minor League Totals		21-19	3.62	96	60	1	1	2	341.0	313	169	137	20	19	159	289	25	1

2008 Signed by the Chicago Cubs as a third-round selection in the First-Year Player Draft

2012 Acquired by the Boston Red Sox with a player to be named later in exchange for a player to be named later on 2/21...With the trade the compensation for Theo Epstein joining the Cubs as President of Baseball Operations was completed

CAREER FIELDING RECORD

YEAR	CLUB	POS	PCT.	G	GS	PO	A	E	TC	DP
2011	CHI CUBS	P	.667	10	0	1	1	1	3	0

CAREER SINGLE-GAME HIGHS

INNINGS PITCHED	2.0, 7/6/11 for CHC at WSH
STRIKEOUTS	3, 7/6/11 for CHC at WSH
HITS ALLOWED	4, 6/28/11 (G1) for CHC vs. SF
RUNS ALLOWED	2, 6/28/11 (G1) for CHC vs. SF
WALKS ALLOWED	2, 6/24/11 for CHC at KC
HOME RUNS ALLOWED	1, 6/19/11 for CHC vs. NYY
EJECTIONS	None



FULL NAME: Pedro Ciriaco
BATS: Right **THROWS:** Right **HEIGHT:** 6-0 **WEIGHT:** 172
OPENING DAY AGE: 26 (Turns 27 on September 27)
BORN: September 27, 1985 in San Pedro de Macoris, DR
RESIDES: San Pedro de Macoris, DR
MAJOR LEAGUE SERVICE: 118 days
ACQUIRED: Signed as a minor league free agent on Dec. 15, 2011
SIGNED BY: Junior Noboa (Diamondbacks)
CONTRACT STATUS: Signed through 2012

NON-ROSTER INVITEE

CAREER HIGHLIGHTS

✦ Has hit .333 (13-for-39) with 3 doubles, 2 triples and 7 RBI in 31 career Major League games, all with the Pirates from 2010-11.

✦ Following the 2011 season, rated by *Baseball America* as being the best defensive infielder in the Pirates farm system...Was previously identified by the publication as having the best infield arm in the Diamondbacks system 4 times (following 2006-09 seasons) and as that system's top defensive shortstop in 2008.

2011: Spent majority of season at Pittsburgh's Triple-A Indianapolis affiliate but also had 6 Major League stints with Pittsburgh.

✦ Hit .303 (10-for-33) in 23 games with the Pirates, totaling 7 games (4 starts) at shortstop, 2 at 3rd base and 2 in left field...Went 6-for-16 (.375) with 2 RBI in his 4 starts...Hit safely in 5 of 7 ML games with at least 2 at-bats.

✦ Went 0-for-6 in 6 games over his 1st 2 stints with the club through May...Recalled for a 3rd stint from 7/2-21 and appeared in 1 game...Played in all 3 Pirates games during 7/29-8/1 recall...Recorded 1st ML stolen base while pinch running on 7/31 at PHI...Had a 3-day ML stint in August...Remained with Pittsburgh after a 6th and final recall on 9/4.

✦ Hit .333 (7-for-21) with the Bucs in September...Knocked a 2-run double in the 8th inning on 9/12 vs. STL to put the Pirates ahead, 6-4, in an eventual 6-5 win...Made 1st ML appearance in left field as a defensive replacement on 9/18 at LAD.

✦ With Indianapolis, appeared at shortstop (46 games), 2nd base (18), 3rd base (1) and left field (6)...Made 1st professional appearance in left field on 7/24 vs. Rochester.

✦ Hit .333 (22-for-66) over his last 17 Triple-A contests from 8/15-9/3.

✦ During the off-season, batted .238 (25-for-105) in 28 games for Toros del Este of the Dominican Winter League.

✦ After the season, rated by *Baseball America* as being the best defensive infielder in the Pirates farm system.

2010: Made his Major League debut in September after splitting the minor league season with Arizona's Triple-A Reno club and Pittsburgh's Triple-A Indianapolis squad.

✦ Acquired by Pittsburgh with C Chris Snyder and cash from Arizona in exchange for RHP D.J. Carrasco, OF Ryan Church and Bobby Crosby on 7/31.

✦ Recalled to the Majors on 9/7 following the conclusion of the Triple-A season...Knocked an RBI double as a pinch-hitter in his ML debut on 9/8 vs. ATL...Appeared in 8 games with the Pirates overall, going 3-for-6 (.500) at the plate with a double and a triple.

✦ Combined to hit .265 (126-for-476) with 24 doubles, 8 triples, 6 home runs, 57 RBI and 19 stolen bases in 119 minor league games prior to the call-up.

✦ Began season on Reno's disabled list with a sprained left wrist...Homered in season debut on 4/21 at Fresno...Blasted a pair of grand slams prior to the trade, 6/12 vs. Salt Lake and 7/15 vs. Tacoma.

✦ Played for the World Team in the All-Star Futures Game on 7/11 in Anaheim...Went 0-for-1 as a defensive replacement at 2nd base.

✦ After the season, hit .247 (21-for-85) in 27 games with Toros del Este in the Dominican Winter League.

2009: Earned Southern League mid- and post-season All-Star honors while spending entire season with Double-A Mobile in the Diamondbacks system.

✦ Finished 2nd in the league with 38 stolen bases and 4th with 139 hits...Topped team qualifiers with a .296 AVG (469 AB)...Led Arizona minor leaguers in swipes for the 2nd straight season.

✦ Hit .348 (32-for-92) with runners on base and 2 outs...Batted .361 (74-for-205) with 26 RBI and 21 stolen bases in 52 games during July and August.

☛ Led Southern League shortstops with a .960 fielding percentage (15 E/403 TC)...Following the season, tabbed by *Baseball America* as having the best infield arm in Arizona's system...Was also named as having the best infield arm and being the best defensive shortstop in the SL.

☛ After the minor league season, hit .258 (17-for-66) in 15 games while playing with Scottsdale in the Arizona Fall League...Also hit .320 (16-for-50) in 14 games with the Toros del Este of the Dominican Winter League.

2008: Was named the shortstop on the California League's mid- and post-season All-Star Teams while spending a 2nd season with High-A Visalia.

☛ Set career highs and ranked among Carolina League leaders in hits (3rd, 161), stolen bases (3rd, 40) and batting average (7th, .310)...Tied for the CL lead in sac flies (11).

☛ Led all Diamondbacks minor leaguers in stolen bases.

☛ Hit safely in a season-high 12 straight games twice (4/18-30 and 7/19-8/10)...Recorded a career-high tying 5 hits on 4/30 vs. Stockton.

☛ Ranked 4th among CL leaders with a .367 AVG (36-for-98) during the month of June.

☛ Following the season, was rated by *Baseball America* as having the best infield arm and as the best defensive shortstop in the Diamondbacks system.

2007: Spent entire season with High-A Visalia as the club's 2nd-youngest position player.

☛ Led club in stolen bases (20), ranked 2nd in games (119) and at-bats (463) and was 3rd in runs (61) and hits (116)...Tied for the team lead with 5 sacrifice hits.

☛ Hit .344 (33-for-96) in July, including a .476 mark (20-for-42) during a season-high, 11-game hit streak from 7/14-25.

☛ Following the season, ranked as having the best infield arm in Arizona's system by *Baseball America*.

2006: Earned Midwest League mid-season All-Star honors while spending entire season with Single-A South Bend.

☛ Topped the circuit with 550 at-bats and 128 games at shortstop...Was 4th in the Midwest League in hits (145)...Also led the team with 19 stolen bases.

☛ Ranked 4th in the league with a .347 AVG (33-for-95) in April...Recorded a career-high tying 5 hits on 5/21 at West Michigan.

☛ Went 3-for-9 (.333) with 2 doubles in a pair of postseason contests.

☛ Named as having the best infield arm among Diamondbacks prospects by *Baseball America* following the campaign.

2005: Spent entire season with Arizona's Rookie-level Missoula club.

☛ Led the Pioneer League with 69 games at shortstop.

☛ Tied for the team lead in triples (4) and finished 2nd in games (69) and at-bats (254).

☛ Hit safely in 22 of his last 27 games from 8/10-9/8, batting .298 (31-for-104) in that time.

2004: Returned to the Diamondbacks Dominican Summer League squad.

☛ Finished 3rd among DSL hitters with a .349 batting average (.88-for-252).

2003: Began his professional career with ARI's Dominican Summer League affiliate.

☛ Played in 57 games, batting .231 (51-for-221) with 14 stolen bases.

PERSONAL

☛ Attended Liceo Sorana Noal High School in his hometown of San Pedro de Macoris, Dominican Republic.

PEDRO CIRIACO, CONTINUED

PEDRO CIRIACO'S CAREER RECORD

YEAR	CLUB	AVG.	G	AB	R	H	2B	3B	HR	RBI	SH	SF	HB	BB	SO	SB	CS	E
2003	DSL D-Backs	.231	57	221	40	51	10	2	0	16	4	4	4	16	34	14	8	NA
2004	DSL D-Backs	.349	67	252	45	88	11	4	1	18	2	2	4	19	33	29	17	27
2005	Missoula	.240	69	254	28	61	9	4	2	31	3	2	2	7	50	7	2	34
2006	South Bend	.264	128	550	77	145	15	5	2	32	10	3	5	32	96	19	8	45
2007	Visalia	.251	119	463	61	116	14	5	3	39	5	3	4	20	81	20	11	32
2008	Visalia	.310	124	520	85	161	26	5	5	61	7	11	6	18	89	40	9	23
2009	Mobile	.296	121	469	56	139	15	3	4	54	5	5	2	16	71	38	10	16
2010	Reno	.259	87	355	44	92	15	7	6	51	6	4	1	10	53	14	3	17
	PITTSBURGH	.500	8	6	3	3	1	1	0	1	0	0	0	0	3	0	0	0
	Indianapolis	.281	32	121	19	34	9	1	0	6	1	2	0	2	21	5	1	10
2011	Indianapolis	.231	71	277	31	64	7	3	2	24	5	2	0	5	49	13	7	13
	PITTSBURGH	.303	23	33	4	10	2	1	0	6	0	0	0	1	6	2	1	1
Major League Totals		.333	31	39	7	13	3	2	0	7	0	0	0	1	9	2	1	1
Minor League Totals		.273	875	3482	486	951	131	39	25	332	48	38	28	145	577	199	76	217

2003 Signed by the Arizona Diamondbacks as a non-drafted free agent on 2/28

2010 Acquired by the Pittsburgh Pirates with C Chris Snyder and cash in exchange for RHP D.J. Carrasco, OF Ryan Church and INF Bobby Crosby on 7/31

2011 Signed by the Boston Red Sox as a minor league free agent on 12/15

ADDITIONAL BATTING STATISTICS

YEAR	CLUB	OBP	SLG	OPS	TB	GDP
2010	PITTSBURGH	.500	1.000	1.500	6	0
2011	PITTSBURGH	.324	.424	.748	14	1
Major League Totals		.350	.513	.863	20	1

CAREER FIELDING RECORD

YEAR	CLUB	POS	PCT.	G	GS	PO	A	E	TC	DP
2010	PITTSBURGH	SS	1.000	1	0	1	2	0	3	1
2011	PITTSBURGH	SS	.966	7	4	9	19	1	29	2
		OF	1.000	2	0	1	0	0	1	0
		3B	1.000	2	0	1	2	0	3	1
Career Totals			OF	1.000	2	0	1	0	1	0
			3B	1.000	2	0	1	2	3	1
			SS	.969	8	4	10	21	32	3

CAREER SINGLE-GAME HIGHS

HITS	2, 3 times, last 9/13/11 for PIT vs. STL
DOUBLES	1, 3 times, last 9/12/11 for PIT vs. STL
HOME RUNS	None
RBI	2, 3 times, last 9/12/11 for PIT vs. STL
RUNS SCORED	1, 7 times, last 9/26/11 for PIT at MIL
WALKS	1, 9/26/11 for PIT at MIL
STRIKEOUTS	1, 9 times, last 9/21/11 for PIT at ARI
STOLEN BASES	1, 2 times, last 9/26/11 for PIT at MIL
HITTING STREAK	3, 9/9/11-9/13/11
EJECTIONS	None

HOME RUN NOTES

MULTI-HOME RUN GAMES (0)
LEADOFF HOME RUNS (0)
GRAND SLAMS (0)
PINCH-HIT HOME RUNS (0)
EXTRA-INNING HOME RUNS (0)
GAME-ENDING HOME RUNS (0)
INSIDE-THE-PARK HOME RUNS (0)

AARON COOK • 35 • RHP



FULL NAME: Aaron Lane Cook
BATS: Right **THROWS:** Right **HEIGHT:** 6-3 **WEIGHT:** 215
OPENING DAY AGE: 33
BORN: February 8, 1979 in Fort Campbell, KY
RESIDES: Golden, CO
MAJOR LEAGUE SERVICE: 9 years, 20 days
ACQUIRED: Signed as a minor league free agent on Jan. 11, 2012
SIGNED BY: Ed Santa (Rockies)
CONTRACT STATUS: Signed through 2012

NON-ROSTER INVITEE

CAREER HIGHLIGHTS

• Has 238 career Major League appearances (206 starts), all with the Rockies over the last 10 seasons from 2002-11...His 10-year tenure with Colorado is 3 years longer than any other pitcher in Rockies history.

• Is the Rockies franchise leader with 72 wins, 1,312.1 innings and 206 starts...Tops the all-time lists at Colorado's Coors Field with 36 wins, 681.1 innings and 104 starts...Was the Rockies Opening Day starter in 2007 and 2009.

• Owns a 2.63 ground ball-to-fly ball ratio (2,672 GB/1,017) in 10 seasons, 4th highest among active pitchers with at least 1,000 IP behind Brandon Webb (3.63), Derek Lowe (3.07) and Jake Westbrook (2.68).

• Joins Mark Buehrle, Derek Lowe and CC Sabathia as the only pitchers to induce at least 14 ground into double plays in each of the last 9 seasons since 2003...Has 187 career GIDP, 2nd most in the National League since 2002 after Livan Hernandez (190).

• Joins Mark Buehrle (CWS), Mariano Rivera (NYY), Tim Wakefield (BOS) and Carlos Zambrano (CHC) as the only players to pitch for a single club over each of the last 10 years from 2002-11 while appearing in at least 1 game each season.

• Has a 4.65 ERA (352 ER/681.1 IP) in his career at Coors field compared to a 4.39 mark (308 ER/631.0 IP) at every other park.

• Threw at least 150.0 innings in all 4 seasons from 2006-09...In that time, went 44-37 with a 4.11 ERA (342 ER/748.0 IP), 9th best in the NL among pitchers with at least 700.0 innings in that time.

• Named to the 2008 National League All-Star Team...That year, set a career-high with 16 wins...His 3.96 ERA (93 ER/211.1 IP) in 2008 was his best career mark in a season of at least 100.0 innings.

• Received 16th annual Tony Conigliaro Award in 2005 after returning to the Majors following a season cut short by blood clots in both his lungs...The Tony C. Award is presented by the Boston Baseball Writers Association of America to a Major League player who has overcome adversity through the attributes of spirit, determination and courage, trademarks of the former Red Sox star outfielder.

• Is 1-1 in 2 career postseason starts...Started Game 2 of the 2009 NLDS at PHI and earned the only Rockies win of the series after giving up 3 runs in 5.0 innings...Allowed 3 runs in 6.0 innings in Game 4 of the 2007 World Series, suffering the series-clinching loss vs. BOS.

2011: Made 18 appearances for the Rockies...His 6.03 ERA (65 ER/97.0 IP) was the highest of his career, while his 97.0 innings and 17 starts were his fewest since 2005 (83.1 IP, 13 GS).

• Missed all of Spring Training and began the season on the 60-day DL due to a fractured right pointer finger.

• Made 5 rehab starts between Double-A Tulsa and Triple-A Colorado Springs from 5/14-6/2, combining to go 1-1 with a 5.65 ERA (18 ER/28.2 IP) in those 5 starts with 18 strikeouts compared to just 5 walks.

• Suffered the loss in 5 of his 1st 7 starts before winning back-to-back starts on 6/22 at ARI and 6/27 at LAD.

• On 9/16 vs. SF, pitched the 7th inning in relief, his 1st appearance out of the bullpen since 9/27/03 at SD... Had started each of his previous 184 appearances beginning in 2004.

• Held opponents to a .167 clip (1-for-6) with the bases loaded...Combined for a .233 opponent AVG (27-for-116) in the 4th and 5th innings.

2010: Was limited to 23 starts with the Rockies after missing much of the last 2 months of the season due to injuries.

• Among pitchers with at least 100.0 innings, posted the 2nd-best ground ball-to-fly ball ratio in the Majors at 2.88 (265 GB/92 FB).

HIGHEST GROUND BALL RATIO AMONG ACTIVE PITCHERS (minimum 1,000.0 innings)

GB/FB	PITCHER
3.63	Brandon Webb
3.07	Derek Lowe
2.68	Jake Westbrook
2.63	Aaron Cook
2.37	Tim Hudson

COOK

- ❖ Went 4-2 with a 4.29 ERA (30 ER/63.0 IP) at Coors Field and had a 5.85 ERA (42 ER/64.2 IP) on the road...7 of his 11 home runs allowed came at home.
- ❖ Landed on the DL on 8/4 with a sprained right big toe...Pitched to a 2.53 ERA (3 ER/10.2 IP) in 2 rehab stints with Double-A Tulsa before being activated on 9/3.
- ❖ In his 2nd start off the DL on 9/8 vs. CIN, left the game after being hit in the lower leg by a Joey Votto line drive in the 6th inning and missed the remainder of the season.
- ❖ Posted quality starts in each of his 1st 7 games at Coors Field through 7/1, the longest such streak to begin a season in Rockies history.
- ❖ Tossed complete games on 4/24 vs. FLA (G2) and 6/26 at LAA (8.0-inning loss).

2009: Served as Colorado's Opening Day starter and won 11 games, his 2nd straight season with double-digit wins.

- ❖ Ranked 4th in the National League with a .727 winning percentage (8-3) prior to the All-Star break...Had a 3.98 ERA (48 ER/108.2 IP) in that time.
- ❖ Tossed his 2nd career shutout on 5/21 at ATL, allowing just 4 hits and 1 walk with 3 strikeouts in a 9-0 win.
- ❖ Topped the Majors with 5 wins in June...Went 5-1 with a 2.36 ERA (11 ER/42.0 IP) in the month.
- ❖ Posted a career-best 7-game winning streak from 6/6-7/26...Posted a 2.97 ERA (24 ER/72.2 IP) in 11 straight starts without a loss from 6/6-7/31.
- ❖ Was placed on the DL with a right shoulder strain on 8/22...Went 2-0 with a 0.69 ERA (1 ER/13.0 IP) in 2 starts after returning to the COL roster on 9/25.
- ❖ Earned his 11th win of the season on 10/1 vs. MIL in the game that clinched a postseason berth for the Rockies...Tossed 8.0 innings, allowing just 1 run.

POSTSEASON: Earned the win in Colorado's only victory in the 2009 NLDS vs. PHI...Allowed 3 runs in 5.0 innings during the Game 2 matchup against Cole Hamels at Citizens Bank Park.

2008: Won a career-high 16 games, tied for 7th most in the National League, and was named to the NL All-Star Team...Also had a career-high 96 strikeouts.

- ❖ Posted a 3.96 ERA (93 ER/211.1 IP), his best mark in any season with at least 100.0 innings...With Ubaldo Jimenez (3.99), were the only Rockies teammates ever to have a sub-4.00 ERA in the same season.
- ❖ Finished 3rd in NL with a 2.54 ground ball-to-fly ball ratio (407 GB/160 FB)...Tied with NYM's Mike Pelfrey for the NL lead with 29 GIDP induced.
- ❖ Colorado won 19 of his 32 starts, most on the team...Tied for the team lead with 18 quality starts (also Jimenez)...His 10 road wins tied 2nd most in the NL.
- ❖ Was the only Rockies pitcher to earn a win in a 17-game stretch from 4/19-5/6...Colorado went 4-13 in that span with all 4 wins credited to Cook.
- ❖ Went at least 5.0 innings in 31 of his 32 starts, tied for the 3rd most such starts in the NL.
- ❖ Hit .214 (12-for-56), which was tied for 9th best among ML pitchers.
- ❖ Recorded his 10th win in the team's 69th game on 6/15 at CWS, becoming the 1st Rockies pitcher to reach double-digit wins in so few games.
- ❖ Tossed his 1st career complete-game shutout on 7/1 vs. SD, the only shutout by Rockies pitchers that year...Needed only 79 pitches to finish the game, the fewest by a Major Leaguer in a 9.0-inning shutout since the Cubs' Jon Lieber on 5/24/01 vs. CIN.
- ❖ Pitched 3.0 scoreless frames from the 10th-12th innings at Yankee Stadium in the All-Star Game on 7/15.
- ❖ Earned his 14th win on 7/30 at PIT, becoming the 1st Rockies pitcher to earn 14 victories through July...Went 2-3 with a 5.33 ERA (30 ER/50.2 IP) in his next 9 starts to end the season.

2007: Made 25 starts before suffering an oblique injury in mid-August...Made his last start of the year on 8/10 vs. CHC.

- ❖ Finished with the 3rd-best ground ball ratio in the NL (2.78).
- ❖ Fanned just 61 batters in 166.0 innings for an average of 3.31 strikeouts per 9.0 innings, the lowest among qualifying ML hurlers.
- ❖ Was only Rockies pitcher with multiple complete games (5/26 at SF and 7/25 vs. SD).
- ❖ Earned his 1st career Opening Day start and tossed 6.0 innings in the 8-6 loss vs. ARI.
- ❖ Hurlled at least 5.1 innings in all 25 starts...Had 10 starts of at least 7.0 innings and 3 of 9.0 innings.
- ❖ Had a 4-1 record and a 2.68 ERA (13 ER/43.2 IP) in 6 July starts, the NL's 10th-best ERA in the month.
- ❖ Went 3-1 with a 2.41 (11 ER/41.0 IP) his last 6 starts of the year from 7/15-8/10 and posted quality starts in 7 of his last 9 outings beginning on 6/28.

Was on the DL from 8/11 through the end of the year with a strained left oblique...Made a rehab start for Triple-A Colorado Springs on 9/1 but lasted just 1.0 inning while suffering a recurrence of his injury...Was transferred to the 60-day DL on 9/16.

POSTSEASON: Was activated from the DL and was selected to the World Series roster in 2007...Made post-season debut starting Game 4 of the World Series on 10/28 vs. BOS...Was charged with the loss despite allowing just 3 runs on 6 hits over 6.0 innings of work in Colorado's 4-3 series-clinching defeat...Was Cook's 1st appearance in a Major League game in over 11 weeks, which was the longest period without a start before starting a World Series game in over 50 years.

2006: Led the Rockies with 212.2 innings and tied for the team lead with 32 starts in his 1st full Major League season.

Garnered an average of just 4.40 runs per 9.0 innings, the 7th-lowest average among qualifying NL pitchers...Received 2 runs of support or less in 12 of his 15 defeats.

Had 3rd-highest ground ball/fly ball ratio in the NL at 2.77 (435 GB/157 FB)...Averaged just 0.72 home runs allowed per 9.0 innings (17 HR), 4th-lowest in the NL.

Won 4 straight decisions over 5 starts from 4/27-5/19, longest win streak by a Rockies starter in 2006.

Had a 3.87 ERA (69 ER/160.2 IP) in his 1st 24 starts through 8/11 and a 5.37 mark (31 ER/52.0 IP) in his last 8 starts.

2005: Spent most of the 2nd half of the season with the Rockies after returning from injury and went 7-2 with a 3.67 ERA (34 ER/83.1 IP) in 13 Major League starts.

Named winner of Tony Conigliaro Award winner, presented at the Boston Baseball dinner to a Major League player who has overcome adversity through the attributes of spirit, determination and courage, trademarks of the former Red Sox star outfielder.

Was the 1st Major Leaguer to win 7 games in 13 or fewer appearances since 1998...Rockies were 9-4 in his 13 outings, 10 of which were quality starts.

Began the year on the DL recovering from surgeries...Combined to go 2-1 with a 5.06 ERA (18 ER/32.0 IP) in 7 rehab starts between Short-A Tri-City, High-A Modesto, Double-A Tulsa and Triple-A Colorado Springs.

Returned to the Majors on 7/30 vs. PHI and took the loss, his 1st Big League appearance since 8/7/04.

Went 6-0 in 8 starts from 8/15-9/22 with a 2.38 ERA (14 ER/53.0 IP), 10th best in the NL in that time.

Tossed 9.0-inning complete games on 9/11 vs. ARI and in the club's season finale, 10/2 at NYM.

2004: Saw his 2004 season come to an abrupt end due to blood clots in both lungs.

Was a perfect 4-0 with a 3.07 ERA (15 ER/44.0 IP) on the road.

Did not allow more than 3 runs in any of final 6 starts beginning 7/10, over which he had a 2.33 ERA (10 ER/38.2 IP).

Hurled Colorado's only 9.0-inning complete game of the season on 8/1 vs. ARI, allowing 1 run in a 10-2 win.

Forced to leave in 3rd inning of his 8/7 start vs. CIN...Placed on 60-day DL the next day, ending his season.

Began the season with Triple-A Colorado Springs, going 3-1 with a 2.74 ERA (14 ER/46.0 IP) and 1 complete-game shutout in 7 starts before being recalled on 5/17.

2003: Started 16 games before turning in 27 relief appearances in his rookie campaign.

Was 3-6 with a 6.00 ERA (58 ER/87.0 IP) in 16 starts and 1-0 with a 6.08 ERA (25 ER/37.0) in 27 relief outings.

Began the year 2nd in Colorado's rotation...His 1st win of the season came with his 1st career complete game on 4/18 vs. SD (1 R).

Was optioned to Triple-A Colorado Springs on 6/17 and rejoined the Rockies on 7/4.

Moved into the bullpen and made his 1st relief appearance on 7/13...Gave up 3 runs over 14.2 innings (1.84 ERA) in his 1st 9 relief outings.

2002: Began the year in Double-A, was promoted to Triple-A by mid-June and cracked the Big Leagues by the beginning of August.

Earned Rockies Minor League Pitcher of the Year honors...Led Colorado minor leaguers with 2 shutouts and 3 complete games.

Opened the year with Double-A Carolina, where he was named a mid-season Southern League All-Star...Hurled back-to-back 3-hit shutouts in his last 2 Double-A starts, 6/8 at Tennessee and 6/13 at Greenville.

Was promoted to Triple-A Colorado Springs on 6/17 and participated in All-Star Futures Game at Miller Park on 7/7, suffering the 5-1 loss for the U.S. Team.

Recalled to Colorado on 8/9 and made ML debut in relief on 8/10 vs. CHC...Gave up a homer to his 1st batter faced, Moises Alou.

Made 4 appearances out of the bullpen before his 1st start, a no-decision on 8/26 vs. SF...Recorded his 1st ML victory with 1 run allowed in 7.0 innings on 9/6 vs. SD.

Following the season, was dubbed the Best Pitching Prospect in the Southern League by *Baseball America*.

2001: Spent the entire season with High-A Salem, champions of the Carolina League.

👉 11 wins led the Avalanche, ranked 4th in the league and tied for 2nd in the Rockies farm system...Also led the staff in starts (27) and innings (155.0)...His 3.08 ERA (53 ER/155.0 IP) ranked 7th in the circuit...Averaged just 1 homer allowed in every 149.0 at-bats (596 AB/4 HR) .

👉 Threw 17.0 shutout innings in the Carolina League playoffs, including a 4-hitter in the finals against Wilmington.

2000: Returned to Single-A Asheville and was named a South Atlantic League All-Star... Finished the season at High-A Salem.

👉 Topped all Single-A hurlers with 185.2 innings, 2nd in the organization to Jason Jennings (187.0).

👉 Won 11 games, more than his previous 3 seasons combined.

👉 With Asheville, averaged just 1.45 walks per 9.0 innings (23 BB/142.2 IP)...His 2.96 ERA (47 ER) ranked 8th in South Atlantic League...Led the SAL in shutouts (2) and ranked 2nd in complete games (4)...Named the circuit's Pitcher of the Week for 7/14-20.

👉 Promoted to Salem on 7/27, where he closed the season with 7 starts.

👉 Following the season, rated by *Baseball America* as the 4th-best prospect in the Rockies organization.

1999: Spent the entire season in Single-A Asheville's rotation.

👉 Made 25 starts and tied for the club lead with 2 complete games.

👉 Missed time from 4/23-6/8 on the disabled list with right shoulder tendinitis.

1998: Played the entire Northwest League season with Short-A Portland.

👉 Started 15 games as a member of Portland's rotation, 3rd most in the circuit.

👉 Earned Northwest League Pitcher of the Week honors for 8/10-16.

1997: After signing with Colorado, launched his pro career in the Arizona Rookie League.

👉 His 3.13 ERA (16 ER/46.0 IP) led AZL Rockies and ranked 5th in the circuit.

PERSONAL

👉 He and wife, Holly, have 3 children, daughter Alexis and sons Elijah and Colton.

👉 Received All-Conference recognition both his junior and senior seasons at Hamilton (OH) High School in 1996 and 1997...Starred on a Hamilton squad that won the Ohio State Baseball Championship.

AARON COOK'S CAREER RECORD

YEAR	CLUB	W-L	ERA	G	GS	CG	SHO	SV	IP	H	R	ER	HR	HB	BB	SO	WP	BK
1997	AZL Rockies	1-3	3.13	9	8	0	0	0	46.0	48	27	16	1	5	17	35	3	3
1998	Portland	5-8	4.88	15	15	1	0	0	79.1	87	50	43	8	7	39	38	7	0
1999	Asheville	4-12	6.44	25	25	2	0	0	121.2	157	99	87	17	9	42	73	15	0
2000	Asheville	10-7	2.96	21	21	4	2	0	142.2	130	54	47	10	16	23	118	5	0
	Salem	1-6	5.44	7	7	1	0	0	43.0	52	33	26	4	7	12	37	3	0
2001	Salem	11-11	3.08	27	27	0	0	0	155.0	157	73	53	4	7	38	122	6	1
2002	Carolina	7-2	1.42	14	14	2	2	0	95.0	73	24	15	4	5	19	58	5	0
	COLORADO	2-1	4.54	9	5	0	0	0	35.2	41	18	18	4	2	13	14	0	0
	Col. Springs	4-4	3.78	10	10	1	0	0	64.1	67	40	27	6	3	18	32	7	1
2003	Col. Springs	1-1	2.25	2	2	1	0	0	16.0	10	4	4	2	0	4	12	0	0
	COLORADO	4-6	6.02	43	16	1	0	0	124.0	160	89	83	8	8	57	43	10	0
2004	Col. Springs	3-1	2.74	7	7	1	1	0	46.0	34	15	14	1	3	8	25	5	0
	COLORADO	6-4	4.28	16	16	1	0	0	96.2	112	47	46	7	7	39	40	6	1
2005	Tri-City	0-0	0.00	2	2	0	0	0	7.0	1	0	0	0	0	0	0	0	0
	COLORADO	7-2	3.67	13	13	2	0	0	83.1	101	38	34	8	2	16	24	3	0
	Modesto	1-0	1.80	1	1	0	0	0	5.0	5	1	1	0	0	0	5	0	0
	Tulsa	0-1	17.18	1	1	0	0	0	3.2	10	9	7	2	0	1	1	1	0
	Col. Springs	1-0	5.51	3	3	0	0	0	16.1	18	10	10	0	1	7	11	2	0
2006	COLORADO	9-15	4.23	32	32	0	0	0	212.2	242	107	100	17	7	55	92	2	0
2007	Col. Springs	0-1	27.00	1	1	0	0	0	1.0	4	3	3	0	0	1	0	0	0
	COLORADO	8-7	4.12	25	25	2	0	0	166.0	178	87	76	15	6	44	61	0	0
2008	COLORADO	16-9	3.96	32	32	2	1	0	211.3	236	102	93	13	4	48	96	6	0
2009	COLORADO	11-6	4.16	27	27	1	1	0	158.0	175	76	73	19	2	47	78	2	0
2010	Tulsa	1-1	2.53	2	2	0	0	0	10.2	8	3	3	1	0	3	10	1	0
	COLORADO	6-8	5.08	23	23	2	0	0	127.2	147	77	72	11	4	52	62	3	1
2011	Tulsa	0-1	5.79	3	3	0	0	0	14.0	16	9	9	1	0	3	13	1	0
	COLORADO	3-10	6.03	18	17	0	0	0	97.0	127	67	65	9	5	37	48	3	0
	Col. Springs	1-0	5.52	2	2	0	0	0	14.2	13	9	9	2	0	2	5	1	0
Major League Totals		72-68	4.53	238	206	11	2	0	1312.1	1519	708	660	111	47	408	558	35	2
Minor League Totals		51-59	3.82	152	151	13	5	0	881.1	890	463	374	63	63	237	595	62	5

1997 Signed by the Colorado Rockies as a 2nd-round selection in the First-Year Player Draft

2012 Signed by the Boston Red Sox as a minor league free agent on 1/11

AARON COOK, CONTINUED

DIVISION SERIES RECORD

YEAR	CLUB	W-L	ERA	G	GS	CG	SHO	SV	IP	H	R	ER	HR	HB	BB	SO	WP	BK
2009	COL vs. PHI	1-0	5.40	1	1	0	0	0	5.0	7	3	3	0	0	2	4	0	0

WORLD SERIES RECORD

YEAR	CLUB	W-L	ERA	G	GS	CG	SHO	SV	IP	H	R	ER	HR	HB	BB	SO	WP	BK
2007	COL vs. BOS	0-1	4.50	1	1	0	0	0	6.0	6	3	3	1	0	0	2	0	0

ALL-STAR GAME RECORD

YEAR	CLUB	W-L	ERA	G	GS	CG	SHO	SV	IP	H	R	ER	HR	HB	BB	SO	WP	BK
2008	NL at NYY	0-0	0.00	1	0	0	0	0	3.0	4	0	0	0	0	3	1	0	0

CAREER FIELDING RECORD

YEAR	CLUB	POS	PCT.	G	GS	PO	A	E	TC	DP
2002	COLORADO	P	.929	9	5	4	9	1	14	3
2003	COLORADO	P	.974	43	16	14	23	1	38	3
2004	COLORADO	P	1.000	16	16	11	21	0	32	4
2005	COLORADO	P	.905	13	13	6	13	2	21	1
2006	COLORADO	P	.971	32	32	22	45	2	69	4
2007	COLORADO	P	1.000	25	25	13	34	0	47	1
2008	COLORADO	P	.967	32	32	15	43	2	60	4
2009	COLORADO	P	.931	27	27	19	35	4	58	4
2010	COLORADO	P	.960	23	23	6	18	1	25	2
2011	COLORADO	P	.930	18	17	14	26	3	43	4
Career Totals			P .961	238	206	124	267	16	407	30

CAREER BATTING TOTALS

	AVG.	G	AB	R	H	2B	3B	HR	RBI	SH	SF	HB	BB	SO	SB	CS	E
Major League Totals	.152	254	382	26	58	7	1	0	19	67	1	2	21	130	0	0	16

CAREER SINGLE-GAME HIGHS

INNINGS PITCHED	9.0, 11 times, last 4/24/10 (G2) for COL vs. FLA (start) 2.1, 2 times, last 8/1/03 for COL at PIT (relief)
LOW-HIT COMPLETE GAME	4, 3 times, last 6/26/10 for COL at LAA (8.0 IP)
STRIKEOUTS	8, 3 times, last 9/21/11 for COL vs. SD
HITS ALLOWED	12, 6/25/11 for COL at NYY
RUNS ALLOWED	9, 8/16/06 for COL vs. ARI
WALKS ALLOWED	6, 3 times, last 4/24/09 for COL vs. LAD
HOME RUNS ALLOWED	3, 5 times, last 4/18/09 for COL at LAD
WINNING STREAK	7, 6/6/09-7/26/09
EJECTIONS	None

CARL CRAWFORD • 13 • OF



FULL NAME: Carl Demonte Crawford
BATS: Left **THROWS:** Left **HEIGHT:** 6-2 **WEIGHT:** 215
OPENING DAY AGE: 30 (Turns 31 on August 5)
BORN: August 5, 1981 in Houston, TX
RESIDES: Houston, TX
MAJOR LEAGUE SERVICE: 9 years, 72 days
ACQUIRED: Signed as a free agent on December 10, 2010
SIGNED BY: Doug Gassaway (Rays)
CONTRACT STATUS: Signed through 2017

CAREER HIGHLIGHTS

🔴 In his 2nd season with the Red Sox after signing a 7-year deal on 12/10/10...Spent his 1st 12 professional seasons in the Tampa Bay organization.

🔴 Selected to the American League All-Star Team 4 times (2004, 2007, 2009-10)...Earned MVP honors at the 2009 Midsummer Classic at STL.

🔴 Won a Louisville Silver Slugger Award and Rawlings Gold Glove in 2010.

🔴 Named the Rays Most Valuable Player 3 times, garnering the award in 2004, 2006 and 2010...Twice received the Paul C. Smith Champion Award given by the Tampa Bay Chapter of the BBWAA for true professionalism on and off the field, earning the honor in 2006 and 2010.

🔴 Is 1 of 9 players since 1900 to reach 100 home runs, 100 triples and 400 stolen bases, joining Lou Brock, Ty Cobb, Johnny Damon, Frankie Frisch, Kenny Lofton, Paul Molitor, Tim Lincecum and Tris Speaker...Was the youngest among that group to reach those marks.

🔴 Leads all active players with 112 triples and is 2nd with 427 stolen bases behind only Juan Pierre (554).

🔴 Has recorded double-digit homers and stolen bases in 7 seasons, tied with 6 others for the most such campaigns in the Majors since 2004.

🔴 Is 1 of 9 Major Leaguers since 1900 to accumulate at least 200 doubles, 100 triples, 100 homers and 400 stolen bases, joining Lou Brock, Ty Cobb, Johnny Damon, Frankie Frisch, Kenny Lofton, Paul Molitor, Tim Lincecum and Tris Speaker...Is the only player in that group who reached those marks before turning 31 years old and is also the only player since 1900 to do it within his 1st 10 Major League seasons.

🔴 Became the 4th modern Major Leaguer (since 1900) ever with 1,500 hits and 400 stolen bases before turning 30, joining Cesar Cedeño, Ty Cobb and Eddie Collins...Cobb and Collins are the only others to reach 1,500 hits, 400 SB and 100 triples prior to turning 30.

🔴 Collected 90 triples over 7 seasons from 2004-10, 1 of 4 players in the last 75 years to accomplish the feat in a 7-year span, also done by Stan Musial (4 times), Lance Johnson (twice) and Jose Reyes (once).

🔴 Has notched 8 multi-triple games, tied for the most in the AL since 1919 and tied for 4th most overall in the Majors in that time, trailing only Willie Mays (10), Arky Vaughan (10) and Pie Traynor (9).

ACTIVE MAJOR LEAGUE LEADERS

CAREER TRIPLES

PLAYER	SB
Carl Crawford	112
Johnny Damon	107
Jimmy Rollins	100
Jose Reyes	99
Juan Pierre	86

CAREER STOLEN BASES

PLAYER	SB
Juan Pierre	554
Carl Crawford	427
Ichiro Suzuki	423
Johnny Damon	404
Omar Vizquel	401

MOST STOLEN BASES BEFORE TURNING 31, SINCE 1900

PLAYER	SB
Rickey Henderson	871
Ty Cobb	711
Tim Lincecum	628
Vince Coleman	605
Eddie Collins	508
Cesar Cedeño	487
Willie Wilson	455
Omar Moreno	449
Max Carey	445
Clyde Milan	443
Carl Crawford	427*

* turns 31 on 8/5/12

🔴 Paced the American League in triples in each of 3 seasons from 2004-06 and again in 2010, the 5th player all-time to lead the AL in triples at least 4 times and only the 3rd to be the outright leader as many times.

🔴 Career stolen base percentage of 81.6 (427-for-523) ranks 12th all-time in Major League history (min. 250 attempts)...It is the 4th-best SB success rate in AL history, behind Willie Wilson (83.3), Roberto Alomar (82.3) and Ichiro Suzuki (81.7).

🔴 Led the AL in steals on 4 occasions, accomplishing the feat in 2003-04 and 2006-07 (tied with Baltimore's Brian Roberts in 2007)...Is 1 of only 10 players to win 4 AL stolen base crowns and 1 of 6 to do it in a 5-year span...Is the 7th to win 4 league titles (AL or NL) before turning 27, joining Rickey Henderson, Luis Aparicio, Tim Lincecum, George Case, Bert Campaneris and Vince Coleman.

🔴 Swiped at least 50 bases 5 times in his career, tied with Juan Pierre for tops among active players...Is 1 of 17 players since

1900 with 5 50-steal seasons and 1 of 6 American Leaguers, joining Rickey Henderson (13 seasons), Ty Cobb (9), Bert Campaneris (7), Eddie Collins (6) and Kenny Lofton (6)...Has recorded 7 seasons with 40 or more SB.

☛ Stole 35 consecutive bases against Boston after he was last caught on 9/21/05, when Tim Wakefield got him leaning, through the 2010 season...It is the longest streak vs. a single opponent since Vince Coleman swiped 57 straight vs. NYM from 1985-90...Was 62-for-66 (93.9 percent) in career stolen base attempts vs. the Red Sox, the greatest success rate against the Red Sox since CS was 1st kept in the AL in 1920 (min. 30 attempts).

☛ Tied a modern Major League record (since 1900) with 6 stolen bases on 5/3/09 vs. BOS...Was the 4th player ever to accomplish the feat (5th time) and 1st since Colorado's Eric Young on 6/30/96.

☛ Only 2 left-handed hitters in the Majors have more hits than his 1,542 over the past 9 seasons beginning in 2003, Ichiro Suzuki (1,978) and Juan Pierre (1,586).

☛ 245 career infield hits are tied for 6th most in the American League among active players.

☛ 3 career inside-the-park home runs are tied for most among active players with Bobby Abreu, David DeJesus, Curtis Granderson, Jimmy Rollins and Chase Utley.

☛ Leads all active left fielders with a .991 career fielding pct. at the position (27 errors/2,859 total chances).

☛ Ranks 2nd among active players with 1,292 career games in left and 1,253 starts at the position, trailing only Carlos Lee (1,770 G/1,758 GS)...Has also appeared in 54 games in center field (47 GS).

☛ Given 3 *Bill James Handbook* Fielding Bible Awards for left field, chosen for the 2006, 2008 and 2009 honor.

☛ Left Tampa Bay as the longest-tenured player in club history...Holds franchise marks in games (1,235), at-bats (4,992), batting average (.296), runs (765), hits (1,480), doubles (215), triples (105), RBI (592), extra-base hits (424) and stolen bases (409)...Owns 5 of the Rays 10 .300 seasons all time (2005-07, 2009-10).

☛ Since 2004, leads Majors with 13 triples and 48 SB in Interleague Play.

☛ In 21 career postseason games, has batted .253 (21-for-83) with 3 doubles, 1 triple, 3 home runs, 9 RBI, 10 runs and 8 stolen bases.

☛ Hit .345 (10-for-29) in the 7-game 2008 American League Championship Series against Boston and tied an all-time postseason, single-game record with 5 hits in Game 4 at Fenway Park.

2011: Appeared in 130 games in his 1st season with Boston, posting career-lows in AVG (.255) and OBP (.289)...His 65 runs, 7 triples and 18 stolen bases were all his fewest since his 2002 rookie season with Tampa Bay.

☛ Made 127 appearances in left field (126 starts) and ranked 4th in the AL with 1,098.1 innings at the position...Was 3rd among qualifying AL left fielders with a .987 fielding percentage (4 E/305 TC).

☛ Tied for 8th in the AL and led the team with 7 triples, most by a Red Sox left fielder (min. 100 games at the position) since Troy O'Leary in 1998 (8)...His 18 stolen bases were the most by a Red Sox with at least 100 games at the position since Tommy Harper in 1973 (54).

☛ Was his 7th season with double-digit homers and stolen bases, his 3rd in a row.

☛ Hit .284 (97-for-342) with 8 homers against right-handers and .195 (22-for-164) with 3 long balls vs. lefties.

☛ Started 72 of Boston's wins and batted .296 (85-for-287) in those contests.

☛ Ranked 4th in the AL with a .500 AVG (15-for-30) in 1-0 counts, tallying 4 doubles, 3 triples and a homer in those instances.

☛ Batted leadoff (7 G), 2nd (10), 3rd (2), 5th (1), 6th (38), 7th (34) and 8th (28) in the lineup...Prior to 4/8, had not hit leadoff since 4/10/07...Batted .315 (40-for-127) with 6 homers out of the 7-hole.

☛ Tallied a season-high 4 hits on 4 occasions, tied for 2nd most in the AL...Strung together back-to-back 4-hit games for the 1st time in his career on 5/25 at CLE and 5/26 at DET...Was just the 2nd Red Sox since 1990 with back-to-back 4-hit efforts (also Dustin Pedroia, 8/29-30/08) and the 1st Red Sox to do it in back-to-back days on the road since Sammy White on 8/14-15/59 at NYY.

☛ Collected his 1,500th career hit with a 3rd-inning single 5/3 vs. LAA.

☛ Hit safely in 21 of 29 May tilts at .304 (34-for-112), including a season-high 11-game hitting streak from 5/1-11 over which he hit .356 (16-for-45) with 3 doubles and a triple...Posted his best monthly marks of the season in AVG, runs (19), hits (34), triples (3) and RBI (15).

☛ Provided walk-off hits twice in 1 homestand, with a game-ending, 9th-inning RBI single in a 3-2 win over SEA on 5/1 and a game-ending RBI double in the 11th inning for a 2-1 win over MIN on 5/9, also his 600th career RBI...Was the 1st Red Sox with a pair of walk-off RBI in a homestand since David Ortiz did so on 2 different homestands in 2006.

MOST SEASONS LEADING AMERICAN LEAGUE IN TRIPLES

Willie Wilson, KC	5	1980*, '82, '85, '87, '88*
Sam Crawford, DET	5	1903, '10, '13, '14, '15
Carl Crawford, TB	4	2004, '05, '06, '10
Lance Johnson, CWS	4	1991*, '92, '93, '94
Ty Cobb, DET	4	1908, '11, '17, '18

* tied

- 🔴 Connected for a 3rd walk-off hit with an RBI single on 5/19 for a 4-3 win over DET...Became just the 2nd Red Sox since 1950 with 3 walk-off RBI in any single month of a season, joining David Ortiz (3 in June 2006).
- 🔴 Walked and scored on Jarrod Saltalamacchia's double for Boston's only run in the 8th inning of a 1-0 win vs. DET on 5/18.
- 🔴 Named AL Player of the Week for 5/23-29, hitting .423 (11-for-26) with 7 extra-base hits (2 2B, 2 3B, 3 HR), 8 RBI and 9 runs in that time, including 2, 4-hit tilts.
- 🔴 Singled, doubled twice and homered on 5/25, his 2nd career tilt with 3 or more extra-base hits and a homer.
- 🔴 Tripled twice on 5/26 at DET, becoming the 1st Red Sox with 2 triples in a game since Jacoby Ellsbury on 6/23/09 at WSH (G2).
- 🔴 Was placed on the 15-day DL with a left hamstring strain on 6/18...Played in left field in 2 rehab tilts for Triple-A Pawtucket, going 1-for-5 with an RBI, run scored and walk.
- 🔴 Had hits in 7 straight plate appearances from final 2 PA on 8/5 through 1st PA on 8/7.
- 🔴 Hit his 4th career grand slam on 9/3 vs. TEX, his 1st since 6/2/10 at TOR while with TB...Had 2 games with 4 or more RBI, both against TEX...Along with 4 RBI on 9/3, drove in a season-high 5 runs on 8/24 at TEX.
- 🔴 Hit safely in 9 of his last 11 tilts beginning 9/16, batting .318 (14-for-44) with 4 doubles and 2 triples in that time...Drove in 18 runs over his last 33 games dating back to 8/20, hitting safely in 25 of those tilts at .276 (35-for-127) with 11 doubles, 2 triples and 4 homers.
- 🔴 Recorded 2nd career pinch-hit on 9/18 vs. TB with an 8th-inning double...His only other pinch-hit was an RBI single on 6/20/07 at ARI while with TB.
- 🔴 Scratched from the lineup with a stiff neck prior to 1st game on 9/19 vs. BAL and missed the doubleheader.
- 🔴 Underwent offseason surgery on his left wrist on 1/17/12.

2010: Earned 1st career Louisville Silver Slugger Award and Rawlings Gold Glove in last season with the Rays...Set career highs with 19 home runs, 90 RBI, 110 runs scored, a .495 slugging percentage and an .851 OPS.

- 🔴 Named Rays MVP by the Tampa Bay Chapter of the BBWAA, his 3rd team MVP Award (also 2004 and 2006)... Also received the Paul C. Smith Champion Award for true professionalism on and off the field (2nd time, also 2006).
- 🔴 Paced the American League with 13 triples and also ranked among circuit leaders in average (9th, .307), runs (4th), hits (8th, 184), multi-hit games (8th, 52), total bases (8th, 297) and stolen bases (T-3rd, 47; T-4th in ML).
- 🔴 Posted a .359 clip (56-for-156) with RISP, 2nd highest in the AL behind Texas' Josh Hamilton (.369)...Ranked 5th with a .332 AVG (132-for-397) vs. right-handers and 8th with a .313 mark (101-for-323) on the road.
- 🔴 Was the hardest qualifying Major Leaguer to double up with an average of 300.0 at-bats per ground into double play (2 GDP/600 AB).
- 🔴 No player in the modern era (since 1900) has matched his combination of home runs (19), triples (13), batting average (.307) and stolen bases (47) in 1 season.
- 🔴 110 runs scored broke own single-season club record (104 in 2004)...Were also only 3 behind AL leader Mark Teixeira (113 with New York) despite placing 4th in the league.
- 🔴 Reached 60 extra-base hits (62) and 40 stolen bases for the 2nd time in his career (also 2005), only the 5th AL player to do it at least twice, along with Hall of Famers Rickey Henderson, Ty Cobb, Tris Speaker and George Sisler.
- 🔴 Led Majors with 8 games of at least 4 hits, 2 more than any other player (Colorado's Carlos Gonzalez, 6)... Next closest AL player was Minnesota's Joe Mauer with 5 such contests.
- 🔴 Finished among AL left field leaders in games (3rd, 147), games started (2nd, 144), innings played (3rd, 1,260.1), total chances (1st, 315), putouts (2nd, 306), assists (T-4th, 7) and fielding percentage (3rd, .994).
- 🔴 Made 8th straight Opening Day start for the Rays, all in left field, the most Opening Day starts at any position for any player in club history...Is 1 of 12 players who started the last 8 season openers with the same club, along with Atlanta's Chipper Jones, Chicago's (AL) Paul Konerko, Cleveland's Travis Hafner, Colorado's Todd Helton, New York's (AL) Derek Jeter and Jorge Posada, Philadelphia's Jimmy Rollins, Houston's Roy Oswalt, St. Louis' Albert Pujols, Texas' Michael Young and Toronto's Vernon Wells.
- 🔴 In that Opening Day game (4/6) vs. BAL, provided the walk-off win with a 2-run double, his 6th career walk-off hit, most in club history...Became the 1st player in 40 years with more than 1 game-ending hit on Opening Day (hit a game-ending, 3-run HR on Opening Day 2003 vs. BOS).

YOUNGEST MAJOR LEAGUERS TO REACH 100 HOME RUNS, 100 TRIPLES AND 400 STOLEN BASES SINCE 1900

PLAYER	AGE
Carl Crawford	29 years, 24 days
Lou Brock*	32 years, 346 days
Tim Lincecum	33 years, 304 days
Frankie Frisch*	34 years, 312 days
Tris Speaker*	36 years, 150 days
Johnny Damon	37 years, 312 days
Ty Cobb*	38 years, 139 days
Kenny Lofton	38 years, 326 days
Paul Molitor*	39 years, 340 days

* Hall of Famer

- ❖ Named AL Player of the Week for 6/14-20, 3rd career weekly honor and 1st since August 2007...Tied for ML lead in that time with 9 runs and tied for 3rd with 7 walks while hitting .429 (9-for-21) with a .571 OBP and .810 SLG.
 - ❖ On 7/8 vs. CLE, hit a pair of go-ahead, 2-run homers, his 5th career multi-homer game and 1st at Tropicana Field...The long balls traveled 438 and 445 feet, respectively.
 - ❖ Reached the All-Star break with 50 RBI and 31 stolen bases, becoming the 1st player to reach 50 RBI and 30 SB before the break since Cincinnati's Eric Davis in 1987...Also had a club-record 70 runs scored at the break...Teammate B.J. Upton had 25 steals, each reaching 25 stolen bases before the break for a 2nd straight year...Prior to them, the last teammates to reach the mark before the All-Star break in the same season were California's Chad Curtis (37) and Luis Polonia (25) in 1993.
 - ❖ Elected by the fans to start the All-Star Game for the 1st time, finishing 3rd in fan voting among AL outfielders behind Texas' Josh Hamilton and Seattle's Ichiro Suzuki...Started in left field and batted 9th, going 0-for-2 with a stolen base...Was 4th All-Star Game selection overall...Joined 3rd baseman Evan Longoria and lefty David Price as the 1st Rays in club history to start the game (injuries sidelined elected starters twice before, Longoria in 2009 and DH Jose Canseco in 1999).
 - ❖ Stole 400th base on 7/31 vs. NYY, becoming the 7th player in modern ML history (since 1900) to reach the milestone before age 29, joining Rickey Henderson, Ty Cobb, Vince Coleman, Tim Lincecum, Cesar Cedeño and Eddie Collins.
 - ❖ Moved into No. 3 spot in the order on 8/9, batting .323 (62-for-192) with 32 RBI in 49 games through the end of the season...Hit primarily No. 2 prior in the year, batting .299 (122-for-408) with 58 RBI in 101 tilts in that spot.
 - ❖ Recorded 100th career triple on 8/17 vs. TEX at age 29, the youngest to reach it since St. Louis' Stan Musial in 1949 (28 yrs, 8 mos)...Was the 1st player to reach the mark in 1 uniform since Milwaukee's Robin Yount in 1988.
 - ❖ Knocked 100th career homer on 8/29 vs. BOS, becoming the 8th player since 1900 to reach 100 HR, 100 triples and 400 SB...Joined Ty Cobb, Tris Speaker, Lou Brock, Frankie Frisch, Kenny Lofton, Paul Molitor and Tim Lincecum (Johnny Damon has since done it)...Reached the milestones nearly 4 years younger than anyone else.
 - ❖ Hit .376 (38-for-101) in September, 4th in the Majors...Was the 2nd-best month of his career (.388 in August 2007)...Was the highest monthly AVG by a Ray in 2010.
 - ❖ After the season, was chosen as the Greater Houston Major League Player of the Year and was honored at the Houston Baseball Dinner in January 2011.
- POSTSEASON:** Started all 5 of the Rays ALDS games against the Rangers in left field...Was 2-for-5 with a solo home run in Tampa Bay's 6-3 win in Game 3 at TEX...Homered off Neftali Feliz to lead off the 9th and give the Rays a 4-2 lead, his 3rd career postseason homer.
- 2009: Stole a career-high 60 stolen bases...Earned MVP honors at the All-Star Game.**
- ❖ His 60 steals placed 2nd in the American League behind Boston's Jacoby Ellsbury (70) and marked a franchise single-season record...Joins Ellsbury (70 in 2009), Chone Figgins (62 with LAA in 2005) and Juan Pierre (68 with CWS in 2010) as the only AL players this decade to reach the 60-steal plateau.
 - ❖ Became 1 of 10 American Leaguers all-time with 60 steals and 60 RBI (also Ellsbury in 2009) and only the 5th since 1932.
 - ❖ Marked his 5th career campaign with at least 50 steals, becoming the 8th player to record 5 50-steal seasons before his 28th birthday...Also in that group: Rickey Henderson (7 seasons), Tim Lincecum (6), Ty Cobb (6), Cesar Cedeño (6), Bert Campaneris (5), Eddie Collins (5) and Vince Coleman (5).
 - ❖ Went 60-for-76 (78.9 percent) in stolen base attempts...Was successful in 1st 30 tries of the season before being caught by Minnesota's Francisco Lirio on 5/30...Snapped a club-record streak of 32 straight successful attempts dating back to 7/19/08...Was 30-for-46 (65.2 percent) from 5/30 through the rest of the season.
 - ❖ Stole a base in 9 straight tilts from 4/28-5/6, becoming only the 4th player since 1920 to record a steal in at least as many consecutive games (also Bert Campaneris, Rickey Henderson and Corey Patterson)...Stole 14 bases in that time, most over a 9-game span since Vince Coleman also had 14 in 1990.
 - ❖ Drew a career-high 51 walks...Tallied career-best .364 OBP and 3.75 pitches per plate appearance.
 - ❖ Tied for 10th in the AL with 185 hits, 6th most among all Major League left-handed hitters...Tied with the Angels Erick Aybar for 5th in the AL with 31 infield hits.
 - ❖ Led all AL left fielders with a .309 AVG (185-for-599)...Had a team-high .322 clip vs. RHP (133-for-413), 8th in the AL...Batted .328 (89-for-271) vs. the AL East, including .331 (45-for-136) in such road contests...Was 2-for-6 (.333) in extra innings.
 - ❖ Had 4 games with at least 4 hits, tied for 5th most among American League leaders.
 - ❖ Made 149 starts in left field (154 G) and led all Major Leaguers with his 337 total chances at that position.
 - ❖ On 5/3 vs. BOS, tied a modern ML record with 6 stolen bases...4th player ever to do it (5th time) and 1st since Colorado's Eric Young (6/30/96)...Also went 4-for-4 with a walk, 2 runs and an RBI.
 - ❖ Hit a game-winning home run on 5/7 at NYY in the 9th inning off Mariano Rivera...Evan Longoria followed with another homer, the only time the Yankees closer has allowed back-to-back roundtrippers.

🔴 Drilled a walk-off single on 5/21 vs. OAK in the 9th inning as the Rays rallied from a 5-3 deficit that inning to win 6-5...Was his 5th career walk-off hit.

🔴 Played 1,000th career game on 6/27 vs. FLA with 341 steals and 87 triples...Became the 1st Major League player since Ty Cobb to match those numbers by his 1,000th game.

🔴 Named MVP of the 80th All-Star Game played in St. Louis on 7/14...Robbed Brad Hawpe of a go-ahead home run off Jonathan Papelbon in 7th inning...Went 1-for-3 at the plate after pinch-hitting for Zack Greinke in the 5th and replacing Jason Bay in LF...Was his 3rd All-Star Game after being selected by player balloting.

🔴 Delivered 3rd career inside-the-park home run on 7/20 off Chicago's Gavin Floyd at U.S. Cellular Field.

🔴 On 11/1, won the 2009 Fielding Bible Award for left field in *The Bill James Handbook 2010*, his 3rd Fielding Bible Award...Achieved an almost-perfect score (99 points) and was chosen by a panel of 10 baseball experts, including Peter Gammons, Bill James, Joe Posnanski and John Dewan, author of *The Fielding Bible—Volume II*.

2008: Limited to career-low 109 games, missing most of August and September with a subluxation of his right middle finger...Returned for 1st postseason action with the Rays going to the World Series.

🔴 Despite missing 43 games due to injury, finished 2nd in AL with 10 triples behind Detroit's Curtis Granderson (13).

🔴 Made 105 starts, including 103 in left, 1 in center and 1 at designated hitter.

🔴 For the 1st time in his career, did not increase his AVG from 1 season to the next.

🔴 Collected his 1,000th career hit on 4/11 vs. BAL and stole his 300th career base on 7/7 vs. KC...Became the 7th player in Major League history to reach 1,000 hits and 300 SB before his 27th birthday, joining Rickey Henderson, Ty Cobb, Tim Lincecum, Cesar Cedeño, Eddie Collins and Sherry Magee.

🔴 On 6/19 vs. CHC, knocked 2nd career grand slam off Scott Eyre to give the Rays a 6-3 lead in their eventual 8-3 win...Slam was the key hit in a 7-run 7th inning.

🔴 Suspended for 4 games for on-field actions in the brawl on 6/5 at BOS, 1 of 5 Rays suspended (also James Shields, Jonny Gomes, Edwin Jackson and Akinori Iwamura) and 1 of 8 players total (Coco Crisp, Jon Lester and Sean Casey for Boston)...Served suspension, 6/13-17.

🔴 Legged out 5 triples over a 6-game stretch from 7/26-8/1, the 1st Major Leaguer to do that since he did it in July 2004...Prior to that, the last Big Leaguers with 5 triples over 6 tilts were Boston's Jim Rice (July 1978) and San Francisco's Willie Mays (September 1960)...Tripled in 3 straight games 7/29-8/1, the 1st Ray ever to do so (he did it again in 3 consecutive contests, 7/28-31/09).

🔴 Suffered a subluxation of his right middle finger tendon on 8/9 at SEA, sidelining him until 9/26...The injury occurred on a check-swing against Mariners closer J.J. Putz in the 10th inning...Underwent surgery (Dr. Donald Sheridan) on 8/14 in Phoenix to repair it...After returning, played in 2 games, but did not get an at-bat.

POSTSEASON: Started in LF in all 16 postseason games for the Rays and batted 5th in the 1st 15 games...Prior to the ALDS, had never hit 5th in his career...Overall hit .290 (18-for-62) with 2 HR, 3 doubles, a triple, 8 RBI, 7 stolen bases, 9 runs and a .468 SLG...Became the 1st player in the live ball era (since 1920) to start in his team's postseason opener without a regular-season at-bat during the month of September...Was a perfect 7-for-7 in stolen base attempts, tops in the playoffs and part of the club's postseason-record 24 swipes...Went 5-for-5 in Game 4 of the ALCS at Fenway Park with 2 singles, 2 doubles and 1 triple...5 hits matched the all-time postseason and ALCS record for a single game...Finished the ALCS with a .345 AVG (10-for-29), 4 RBI, 3 SB and 3 runs...Hit 2 of the Rays 4 home runs in the World Series, both solo shots: Game 1 in the 4th inning off Cole Hamels, scoring the 1st Tampa Bay run ever in the World Series, and Game 4 off Joe Blanton.

2007: Hit a career-best .315 (184-for-584), establishing a then-club record.

🔴 Increased average for 5th consecutive year dating back to 2002...Became the 7th player since 1900 to improve his average over 5 straight seasons (min. 250 AB in each campaign).

🔴 Won his 4th AL stolen base crown (shared with Baltimore's Brian Roberts) with 50 swipes.

🔴 Batted .318 (62-for-195) vs. left-handed pitching, 4th best among left-handed hitters in the Majors.

🔴 Hit a club-record .342 (102-for-298) on the road, the 4th-best mark away from home in the Majors and 2nd in the AL...Tallied a .444 clip (12-for-27) at Yankee Stadium, tops in the AL.

🔴 Batted a ML-high .397 (62-for-156) in day games, the 2nd-highest such mark in club history...Aaron Ledesma batted .420 (42-for-100) in 1998.

🔴 Belted a go-ahead grand slam, the 1st of his career, at home on 4/24 off the Yankees Mike Myers.

🔴 Selected to the 78th All-Star Game by AL Manager Jim Leyland, his 2nd career All-Star selection...Became the 1st 2-time All-Star in club history...Entered the game at San Francisco in the 5th inning in left field and went 1-for-2 with a homer off Milwaukee's Francisco Cordero, the 1st Ray to hit an All-Star HR.

🔴 On 7/30 vs. TOR, was not in the lineup due to a sprained right wrist but entered the game as a pinch-runner in the 9th inning with the Rays trailing by a run...Stole second and scored the tying run on Josh Wilson's 2-out single, then led off the 11th inning with a walk-off homer to give the Rays a 5-4 win...Was his 3rd career walk-off homer, most in club history (since surpassed).

🔴 Beginning on 7/30, went 28-for-49 (.571) over his next 12 games, including a stretch in which he had a club-record 8 straight multi-hit games from 8/4-11 (.595, 22-for-37)...Named AL Co-Player of the Week 7/30-8/5 (6 G, .591, 13-for-22, 2B, 3 HR, 6 RBI, 8 R, 3 SB)...Marked 2nd career weekly award (also 5/22-28/06).

🔴 Hit .388 (50-for-129) in August, the best month of his career...50 hits led the Majors and are a Rays monthly record.

🔴 Suspended for 2 games, 9/13-14, as a result of being ejected on 9/3 vs. BAL after arguing a call at 1st base.

🔴 Missed the last 12 games of the season with a left groin strain...Suffered the injury on 9/16 at SEA.

2006: Named Tampa Bay's team MVP...Led the American League with 58 steals and 16 triples.

🔴 Received the Champion Award from the Tampa Bay Chapter of the BBWAA...Became the 1st player to win both the MVP and Champion Award in the same year (Carlos Peña since did it in 2007 and Crawford did it again in 2010)...Also named Houston Area Player of the Year by the Houston Chapter of the BBWAA.

🔴 Became just the 2nd player all time to increase his home runs and batting average over 4 consecutive seasons (min. 250 AB per season)...Joined Hall of Famer Rogers Hornsby who did it 1918-22.

🔴 Is 1 of 6 players (2 American Leaguers) in the modern era (since 1900) to reach at least 18 home runs and 58 steals in the same season...New York's (NL) Jose Reyes also did it in 2006 (19 HR, 64 SB), making them the 1st to accomplish the feat since Rickey Henderson with Oakland in 1991.

🔴 Marked 3rd consecutive season pacing the AL in triples...Became just the 5th player all time to lead the AL in triples in 3 straight seasons joining Elmer Flick (1905-07), Sam Crawford (1913-15), Zoilo Versalles (1963-65) and Lance Johnson (1991-94)...Versalles was also the last AL player to reach double digits in HR and triples in 3 straight seasons.

🔴 Had 104 doubles, 60 triples and 48 home runs before turning 25...The only other players to do that are Buddy Lewis and Arky Vaughan.

🔴 Finished 6th in the AL in batting with runners in scoring position (.348) and multi-hit games (59), 10th with 183 hits and tied for 8th in outfield assists with a career-high-tying 10.

🔴 Was the only Ray to have enough plate appearances to qualify for the batting title...Led Tampa Bay in most offensive categories including games (151), at-bats (600), average (.305), OBP (.348), SLG (.482), OPS (.830), runs (89), hits (183), triples (16), sacrifice bunts (9) and steals (58)...59 multi-hit games set a club record...Started a team-high 148 games, including 144 in left field, 1 in center and 3 as the DH.

🔴 Was 19-for-42 (.452) with 4 homers and 10 RBI on the Rays 10-game road trip from 5/22-6/1.

🔴 Named AL Co-Player of the Week with Detroit's Justin Verlander for 5/22-28, his 1st monthly honor...Hit .484 (15-for-31) over the week with 3 homers, 5 RBI and 8 stolen bases.

🔴 Went 5-for-5 with 5 runs and 4 stolen bases on 5/24 at TOR, all of which set club records at the time (5 hits has been matched, 5 runs still stands)...Was the 1st player to get 5 hits and 4 steals in a game since Rickey Henderson on 4/11/88 for Toronto vs. NYY...Followed that up with 3 hits and 2 more steals the next night at BOS, becoming the 1st player since divisional play began in 1969 to get 8 hits and 6 steals over 2 games.

🔴 On 7/5 vs. BOS, stole 2nd, 3rd and home all by the 4th inning...Was the 1st Major Leaguer to "steal for the cycle" in a game since Colorado's Tom Goodwin in 2000...Reached his 200th career SB on the 2nd steal of the game.

2005: Finished with career-high 194 hits and also had 46 steals, 81 RBI and 15 home runs...In modern Major League history (since 1900), only 6 players have reached those numbers in a season, also Craig Biggio (HOU, 1998), Alex Rodriguez (SEA, 1998), Johnny Damon (KC, 2000), Jose Reyes (NYM, 2006) and Hanley Ramirez (FLA, 2007).

🔴 Became the 1st American Leaguer to have 15 homers and 15 triples in a season since Toronto's Lloyd Moseby in 1984 (15 3B, 18 HR)...Was the 6th player since World War II to reach 30 doubles, 15 triples and 15 HR.

🔴 Led the AL in triples (15) for the 2nd consecutive season.

🔴 Finished the year with 35 hits against the Yankees, batting .407 (35-for-86) in 19 games...Was the 1st AL player with as many hits against an opponent since Kansas City's George Brett went 36-for-80 (.450) vs. the Angels in 1975.

🔴 Had 25 more chances than any other Major League left fielder and had the best fielding percentage (.994) among AL left fielders with 100 or more starts...Made 150 starts overall, with 142 in left and 8 in center...In total, ranked 4th in fielding percentage among AL outfielders with at least 100 starts at .995.

🔴 Signed a 4-year contract on 4/1 that included 2, 1-year club options.

🔴 On 4/6, hit the 6th inside-the-park home run in Tampa Bay club history, the 1st of his career, and added a triple in the Rays 6-run 8th inning...Became the 1st AL player to have a triple and an inside-the-park HR in the same game since Boston's Dwight Evans, 7/4/88 vs. KC.

🔴 Tied a club record with 4 extra-base hits on 8/2 at TEX, 2 doubles and 2 triples.

🔴 Tagged up and scored from second base on a fly ball to center field off the bat of Jorge Cantu on 9/20 vs. BOS.

🔴 Did not get a plate appearance the last 5 games of the season due to a sore left wrist...Was batting .371 (33-for-89) in September.

2004: Earned 1st All-Star selection and named Rays MVP by the Tampa Bay Chapter of the BBWAA...Topped the American League with 59 steals, 23 more than the next-best mark.

👉 23-year-old became 5th youngest since 1900 to win back-to-back stolen base titles (AL or NL) behind Montreal's Tim Lincecum (1981-82) and Oakland's Rickey Henderson (1980-81).

👉 His 59 steals set a then-club record (he passed with 60 in 2009)...Were 23 more than Seattle's Ichiro Suzuki who finished 2nd in the circuit, the biggest margin in the AL since 1989 when Rickey Henderson had 32 more than Cecil Espy...Was 2nd in the Majors behind Milwaukee's Scott Podsednik (70).

👉 Led the Majors with 19 triples.

👉 Only 2 players since 1900 have reached his totals for steals (59) and triples (19) in the same season: Ty Cobb (1911, 24 3B and 83 SB; 1912, 23 3B and 61 SB) and Juan Samuel (1984, 19 3B and 72 SB).

👉 Set a club record with 104 runs (he passed in 2010)...Rays were 49-33 when he scored a run, 14-5 when he scored at least 2.

👉 Was the 1st ML player since Ichiro Suzuki in 2001 with at least 50 steals and 50 extra-base hits in a season.

👉 Reached 175 hits and 50 steals in each of his 1st 2 full seasons...Became the 7th player in Major League history to have reached those figures in their 1st 2 full ML campaigns, joining Eddie Collins (1909-10), Willie Wilson (1979-80), Tim Lincecum (1982-83), Mookie Wilson (1982-83), Juan Samuel (1984-85) and Tony Womack (1997-98).

👉 Was the toughest to double up in the Majors, grounding into only 2 double plays in 626 at-bats.

👉 Started 144 games: 115 in LF, 25 in CF, 4 at DH...Didn't make his 1st error of the season until 8/24, his 123rd game...Had gone string of 133 games without 1 dating back to 9/13/03 (GM 2).

👉 During the Rays 26-7 run from 5/20-6/26, batted .324 (47-for-145, 28 R)...Tallied a club-high .389 clip (21-for-54, 14 R) over Tampa Bay's club-record 12-game win streak, 6/9-22.

👉 Houston native was voted by the player ballot to his 1st All-Star Game at Houston's Minute Maid Park...The day of the All-Star Game, was honored by Houston Mayor Bill White at City Hall...Pinch-hit and played left field, going 0-for-2...22-year-old was the youngest Ray to be selected to an All-Star Game...Also the youngest position player on the AL squad and 2nd-youngest player overall on the AL team behind the Angels Frankie Rodriguez.

👉 Jammed left knee sliding into first base on 10/2 at DET, ending his season on the 2nd to last day...MRI revealed only a bruise.

👉 *Baseball America* named him the best 22-year-old in the Majors following the season.

👉 After the season, chosen for the MLB All-Star Tour of Japan...Batted .346 (9-for-26), 2nd best on the team behind Toronto's Vernon Wells (.407)...Also had 1 homer and 5 stolen bases as the All-Stars went 5-3 on the tour.

2003: 1st full Major League season...At 22 years, 54 days old, became the 5th-youngest player since 1900 to win a league stolen base crown behind Ty Cobb (20 years, 292 days with DET in 1907), Richie Ashburn (21 years, 199 days with PHI in 1948), Rickey Henderson (21 years, 286 days with OAK in 1980), and Tim Lincecum (22 years, 19 days with MON in 1981).

👉 Paced the AL with 55 steals...Topped Tampa Bay's previous club record of 31 by Jason Tyner in 2001 (since passed several times).

👉 He and Rocco Baldelli were the 1st 21-year-olds to start in the same outfield on Opening Day since the 1972 Phillies started Greg Luzinski (21) and Mike Anderson (20)...Combined with Rocco for 361 hits, the most by teammates each 22 or younger at season's end since Richie Ashburn and Granny Hamner of 1949 Phillies (362)...The 2 finished 1st (Crawford 55) and 7th (Baldelli 27) in the AL in steals, the youngest teammates with 25 SB each since 1910, Josh DeVore and Fred Snodgrass of the NY Giants.

👉 Hit the 17th Opening Day walk-off home run in Major League history on 3/31...Knocked a 2-out, 3-run, 9th-inning homer off Boston's Chad Fox, giving the Rays a 6-4 win...Was the 8th American Leaguer to do it.

👉 Also hit a 3-run, walk-off homer off Chicago's (AL) Billy Koch to lift the Rays to a 4-3, come-from-behind win on 7/4...Was the 1st walk-off HR ever hit on 7/4.

👉 Stole a then-club record 19 straight bases from 7/12-8/19.

👉 Served a 3-game suspension, 7/19-21, as a result of a fight between the Rays and Pirates on 6/13.

👉 In a poll conducted by *Baseball America*, selected by AL managers as the 2nd-fastest base runner in the league behind Ichiro Suzuki.

2002: Named Rays Most Outstanding Rookie by the Tampa Bay Chapter of the BBWAA after making his Big League debut in July...Also earned International League Rookie of the Year honors at Triple-A Durham.

👉 Promoted from Durham on 7/20 and started 63 of the Rays final 67 games, all in left field.

👉 Made Major League debut on 7/20 at TOR and singled home a pair of runs off Brian Bowles in his 3rd at-bat.

👉 Led all AL rookies with 6 triples...Notched 5 triples in his 1st 83 Big League at-bats...Was the 1st player to record 5 triples in his 1st 21 games since Philadelphia's Jeff Stone did it in 16 games in 1984-85.

- 🔴 Each of 1st 2 Major League home runs came off Kansas City's Shawn Sedlacek (8/10 at KC and 8/16 vs. KC).
- 🔴 Was leading all of minor league baseball with 9 triples before his recall.
- 🔴 Selected to play for the U.S. team in the MLB All-Star Futures Game on 7/7 in Milwaukee and went 0-for-3... Also chosen to participate in the Triple-A All-Star Game in Oklahoma City, going 1-for-4 with a SB.
- 🔴 Tabbed the Most Exciting Player in the International League by *Baseball America*.

2001: Named Double-A Orlando Player of the Year after leading the club in hitting (.274), games (132), at-bats (537), runs (64), hits (147), total bases (189), RBI (51) and stolen bases (36).

- 🔴 Ranked 2nd in the organization in steals and posted the system's 3rd-most hits.
- 🔴 Rated as the No. 10 prospect in the Southern League and named the Fastest Base Runner in a poll of league managers...Selected to play in the mid-season Double-A All-Star game at Tennessee and went 1-for-3 with an RBI.
- 🔴 Ranked as No. 2 prospect in the Tampa Bay organization by *Baseball America*, behind only Josh Hamilton... Named the system's Best Hitter for Average by the publication.
- 🔴 Was leading the Arizona Fall League with a .386 average (27-for-70) before leaving to join Team USA in the 2001 World Cup in Chinese Taipei...Was the youngest member (20 years, 2 months) of the Silver Medal-winning USA Baseball World Cup team, managed by Terry Francona...Started 8 of 10 games, batting .219 (7-for-32) with a triple and 4 RBI.

2000: With Single-A Charleston, led the South Atlantic League in hits (170) and was named to the postseason SAL All-Star Team in 1st full professional season.

- 🔴 170 hits led all of Class-A ball...Also finished among SAL leaders with 564 at-bats (2nd), 11 triples (T-2nd), stolen bases (3rd, 55) and 99 runs (4th)...Led all Rays farmhands in stolen bases.
- 🔴 Selected to the Howe Sportsdata All-Teen Team along with teammate Josh Hamilton.
- 🔴 Rated the No. 2 18-year-old in professional baseball, the No. 6 prospect in the South Atlantic League, No. 3 prospect in the Rays organization, and the Fastest Base Runner in the TB system by *Baseball America*.

1999: Began professional career at Rookie-level Princeton...Led the team in at-bats (260), runs (62) and hits (83) and was 2nd with 17 stolen bases.

- 🔴 Rated as the 7th-best prospect in the Appalachian League by *Baseball America*.

PERSONAL

- 🔴 Was a 3-sport star in baseball, basketball and football at Jefferson Davis High School in Houston, TX...Batted .563 as a senior with 29 stolen bases...On the football field, played defense his 1st 2 years, but when the starting quarterback was injured at the start of his junior season, moved to QB and the Panthers scored 50 points in his 1st game...Also averaged 25.0 points per game in basketball at Davis...Was offered a football scholarship to the University of Nebraska to be an option quarterback and a basketball scholarship to UCLA to be a point guard.
- 🔴 Brother, Cory, was a wide receiver at Sam Houston State University in 2004-05...Uncle, Jack Crawford, played in the minors for the Angels.
- 🔴 Grew up just minutes from the future site of Houston's Minute Maid Park in what is known as the Fifth Ward neighborhood...Was a Little League teammate of Braves center fielder Michael Bourn.

IN THE COMMUNITY

In his 1st season with the Red Sox, Carl participated in numerous community activities...Spoke with inner-city children as part of Orlando Hudson's "Around the Mound" tour stop at Fenway Park...Met children as part of the Make-A-Wish program and participated in Red Sox on-field photo day...Also attended events to raise funds for the Red Sox Foundation, including the Welcome Home Party and Picnic in the Park...Was actively involved in community outreach while playing for the Rays, both locally and in his hometown of Houston...Is a 2-time recipient of the Paul C. Smith Champion Award given by the Tampa Bay Chapter of the BBWAA for true professionalism on and off the field, earning the award in 2006 and 2010...In 2010, sponsored Carl's Crew Kids Club, a group from community centers in South St. Petersburg...Visited with the group and made a donation to an "angel fund" to meet the needs of families in that area...Participated in the 2009 Reading with the Rays program and attended the Community Fund Grant announcement when the Rays awarded grants to the 29 local charities benefitting from his contributions...On 7/29/09, teamed up with the Yankees CC Sabathia to hold an event at Tropicana Field called "Catching up with Carl Crawford"...The event hosted several hundred youth and was designed to encourage African-American kids to be involved with the sport of baseball...Started the Carl Crawford Youth Sports Foundation in Houston in 2007 with the help of his childhood coach Kerry Hardy...Through the nonprofit organization, sponsors youth teams from the Houston area and visited them when the Rays played the Rangers in Texas...Became involved in the Rays Youth Field Renovation Program in 2007 when he lent his support and helped fund the team's project to improve the West Tampa Little League Fields...Donated more than \$400,000 to the Rays Baseball Foundation as part of the contract he signed in 2005.

CARL CRAWFORD, CONTINUED

CARL CRAWFORD'S CAREER RECORD

YEAR	CLUB	AVG.	G	AB	R	H	2B	3B	HR	RBI	SH	SF	HB	BB	SO	SB	CS	E
1999	Princeton	.319	60	260	62	83	14	4	0	25	1	3	1	13	47	17	4	8
2000	Charleston	.301	135	564	99	170	21	11	6	57	9	1	3	32	102	55	9	8
2001	Orlando	.274	132	537	64	147	24	3	4	51	6	2	4	36	90	36	20	6
2002	Durham	.297	85	353	59	105	17	9	7	52	4	4	2	20	69	26	8	1
	TAMPA BAY	.259	63	259	23	67	11	6	2	30	6	1	3	9	41	9	5	1
2003	TAMPA BAY	.281	151	630	80	177	18	9	5	54	1	3	1	26	102	55	10	3
2004	TAMPA BAY	.296	152	626	104	185	26	19	11	55	4	6	1	35	81	59	15	2
2005	TAMPA BAY	.301	156	644	101	194	33	15	15	81	5	6	5	27	84	46	8	2
2006	TAMPA BAY	.305	151	600	89	183	20	16	18	77	9	2	4	37	85	58	9	3
2007	TAMPA BAY	.315	143	584	93	184	37	9	11	80	1	2	5	32	112	50	10	4
2008	TAMPA BAY	.273	109	443	69	121	12	10	8	57	0	5	2	30	60	25	7	4
2009	TAMPA BAY	.305	156	606	96	185	28	8	15	68	2	5	8	51	99	60	16	4
2010	TAMPA BAY	.307	154	600	110	184	30	13	19	90	3	5	3	46	104	47	10	2
2011	Pawtucket	.200	2	5	1	1	0	0	0	1	0	0	0	1	1	0	0	0
	BOSTON	.255	130	506	65	129	29	7	11	56	2	4	3	23	104	18	6	3
Major League Totals		.293	1365	5498	830	1609	244	112	115	648	33	39	35	316	872	427	96	28
Minor League Totals		.294	414	1719	285	506	76	27	17	186	20	10	10	102	309	134	39	23
Red Sox Totals		.255	130	506	65	129	29	7	11	56	2	4	3	23	104	18	6	28

1999 Signed by the Tampa Bay Rays as a second-round selection (52nd overall) in the First-Year Player Draft

2010 Signed by the Boston Red Sox as a free agent on 12/10

ADDITIONAL BATTING STATISTICS

YEAR	CLUB	OBP	SLG	OPS	TB	GDP
2002	TAMPA BAY	.290	.371	.661	96	0
2003	TAMPA BAY	.309	.362	.671	228	5
2004	TAMPA BAY	.331	.450	.781	282	2
2005	TAMPA BAY	.331	.469	.800	302	11
2006	TAMPA BAY	.348	.482	.830	289	8
2007	TAMPA BAY	.355	.466	.820	272	11
2008	TAMPA BAY	.319	.400	.718	177	10
2009	TAMPA BAY	.364	.452	.816	274	7
2010	TAMPA BAY	.356	.495	.851	297	2
2011	BOSTON	.289	.405	.694	205	7
Major League Totals		.333	.441	.773	2422	63

DIVISION SERIES RECORD

YEAR	CLUB	AVG.	G	AB	R	H	2B	3B	HR	RBI	SH	SF	HB	BB	SO	SB	CS	E
2008	TB vs. CWS	.214	4	14	2	3	0	0	0	2	0	0	0	2	2	3	0	0
2010	TB vs. TEX	.143	5	21	1	3	0	0	1	1	0	0	0	0	4	1	0	0
Division Series Totals		.171	9	35	3	6	0	0	1	3	0	0	0	2	6	4	0	0

LEAGUE CHAMPIONSHIP SERIES RECORD

YEAR	CLUB	AVG.	G	AB	R	H	2B	3B	HR	RBI	SH	SF	HB	BB	SO	SB	CS	E
2008	TB vs. BOS	.345	7	29	3	10	2	1	0	4	0	0	0	1	7	3	0	0

WORLD SERIES RECORD

YEAR	CLUB	AVG.	G	AB	R	H	2B	3B	HR	RBI	SH	SF	HB	BB	SO	SB	CS	E
2008	TB vs. PHI	.263	5	19	4	5	1	0	2	2	0	0	1	0	1	1	0	0

ALL-STAR GAME RECORD

YEAR	CLUB	AVG.	G	AB	R	H	2B	3B	HR	RBI	SH	SF	HB	BB	SO	SB	CS	E
2004	AL at HOU	.000	1	2	0	0	0	0	0	0	0	0	0	0	1	0	0	0
2007	AL at SF	.500	1	2	1	1	0	0	1	1	0	0	0	0	0	0	0	0
2009	AL at STL	.333	1	3	0	1	0	0	0	0	0	0	0	0	1	0	0	0
2010	AL at LAA	.000	1	2	0	0	0	0	0	0	0	0	0	0	0	1	0	0
All-Star Game Totals		.222	4	9	1	2	0	0	1	1	0	0	0	0	2	1	0	0

CAREER FIELDING RECORD

YEAR	CLUB	POS	PCT.	G	GS	PO	A	E	TC	DP
2002	TAMPA BAY	OF	.994	63	63	160	5	1	166	1
2003	TAMPA BAY	OF	.992	146	143	352	10	3	365	1
2004	TAMPA BAY	OF	.994	145	140	350	5	2	357	1
2005	TAMPA BAY	OF	.995	154	150	361	3	2	366	1
2006	TAMPA BAY	OF	.991	148	145	304	10	3	317	0
2007	TAMPA BAY	OF	.986	139	136	286	3	4	293	1
2008	TAMPA BAY	OF	.983	108	104	233	2	4	239	0
2009	TAMPA BAY	OF	.988	154	149	327	6	4	337	1
2010	TAMPA BAY	OF	.994	147	144	306	7	2	315	0
2011	BOSTON	OF	.987	127	126	235	1	3	239	0
Career Totals		OF	.991	1331	1300	2914	52	28	2994	6


CAREER SINGLE-GAME HIGHS

HITS 5, 5/24/06 for TB at TOR
DOUBLES 3, 9/7/10 for TB at BOS
HOME RUNS 2, 5 times, last 7/8/10 for TB vs. CLE
RBI 5, 3 times, last 8/24/11 at TEX
RUNS SCORED 5, 5/24/06 for TB at TOR
WALKS 3, 2 times, last 4/29/07 for TB at OAK
STRIKEOUTS 4, 2 times, last 7/25/11 vs. KC
STOLEN BASES 6, 5/3/09 for TB vs. BOS
HITTING STREAK 13, 4 times, last 6/21/09-7/5/09
EJECTIONS (5) 9/23/03 at TOR (HP, L. Poncino)
 4/12/06 vs. BAL (3B, G. Darling)
 9/3/07 vs. BAL (1B, P. Nauert)
 5/25/10 vs. BOS (HP, B. Davidson)
 9/13/10 vs. NYY (HP, T. Hallion)

HOME RUN NOTES

MULTI-HOME RUN GAMES (5)
2-HOME RUN GAMES (5)
 Last: 7/8/10 vs. CLE
LEADOFF HOME RUNS (6)
 Last: 4/7/07 vs. TOR off Tomo Ohka
GRAND SLAMS (4)
 Last: 9/3/11 vs. TEX off Yoshinori Tateyama
PINCH-HIT HOME RUNS (0)
EXTRA-INNING HOME RUNS (2)
 Last: 7/30/07 vs. TOR off Brian Wolfe
GAME-ENDING HOME RUNS (3)
 Last: 7/30/07 vs. TOR off Brian Wolfe
INSIDE-THE-PARK HOME RUNS (3)
 Last: 7/20/09 at CWS off Gavin Floyd





FULL NAME: Felix Antonio Doubront
BATS: Left **THROWS:** Left **HEIGHT:** 6-2 **WEIGHT:** 165
OPENING DAY AGE: 24
BORN: October 23, 1987 in Carabobo, VZ
RESIDES: Carabobo, VZ
MAJOR LEAGUE SERVICE: 120 days
ACQUIRED: Signed as an international free agent on July 12, 2004
SIGNED BY: Miguel Garcia (Red Sox)
CONTRACT STATUS: Signed through 2012

CAREER HIGHLIGHTS

🔴 In 8th season in the Red Sox organization after signing as an international free agent in 2004...Has appeared in the Major Leagues with Boston in each of the last 2 seasons.

🔴 Made ML debut and was named Red Sox Minor League Pitcher of the Year in 2010.

🔴 Enters 2012 ranked as the No. 2 left-handed pitcher in Boston's farm system according to *Baseball America*.

2011: Made 11 Big League appearances for Boston, all in relief during April (3) and September (8).

🔴 Started season on Boston's 15-day disabled list due to rehab from left forearm inflammation and was activated on 4/8...Made 3 appearances out of the bullpen, including 2 scoreless, posting a 6.75 ERA (2 ER/2.2 IP), before being optioned to Triple-A Pawtucket on 4/17.

🔴 Recalled on 9/1 and had 8 relief outings with Boston over the final month...Collected 1 save while posting a 5.87 ERA (5 ER/7.2 IP)...Did not allow a run in 5 of 8 games in that time.

🔴 Recorded 3rd career save with a perfect 14th inning in Game 2 of a doubleheader on 9/25 at NYY.

🔴 Held right-handed batters to a .238 clip (5-for-21) and .286 SLG while with Boston...Picked off a pair of base runners.

🔴 Spent most of season with Triple-A Pawtucket, going 2-5 with a 4.22 ERA (33 ER/70.1 IP) and 61 K's in 18 games (16 GS)...Was the team's youngest regular pitcher and 2nd youngest overall after Dennis Neuman (5 G).

🔴 Limited Triple-A opponents to a .241 AVG (65-for-270), including a .212 mark (40-for-189) against right-handed batters.

🔴 Went 1-0 in 3.1 scoreless IP over his last 2 appearances with Pawtucket from 8/25-29, his only relief outings in the minors in 2011.

🔴 Earned the win in his only start at Double-A Portland on 7/11 at New Hampshire and tallied a season-high 9 strikeouts in 5.0 IP...Also made a rehab start for Short-A Lowell on 8/6, tossing 2.0 perfect frames with 4 K's.

2010: Named Red Sox Minor League Pitcher of the Year and also appeared in 12 games (3 starts) over 3 stints with Boston, his 1st Major League action.

🔴 With the Sox, was 1-2 with a 4.11 ERA (7 ER/15.1 IP) in 3 starts and 1-0 with a 4.66 ERA (5 ER/9.2 IP) in 9 relief outings...Recorded at least 1 strikeout in each of his 12 Major League games.

🔴 Recalled by the Red Sox on 6/18 and made his Big League debut that night with a start vs. the Dodgers...Earned the win in the Sox 10-6 victory, yielding 5 runs (3 ER) over 5.0 IP...Became the 1st Sox pitcher to win his Major League debut since Michael Bowden on 8/30/08 vs. CWS and 1st left-hander to accomplish the feat since Vaughn Eshelman on 5/2/95 at Yankee Stadium...Became the 5th left-hander to win his ML debut as a Red Sox starter at Fenway, joining Babe Ruth (1914), Mickey Harris (1940), Steve Barr (1974) and Kevin Morton (1991)...At 22 years, 238 days old, was the 2nd-youngest lefty since 1952 to start and win his Big League debut with Boston, with only Billy Rohr doing it at a younger age (21 years, 287 days) on 4/14/67 at NYY.

🔴 Optioned to Triple-A Pawtucket on 6/19...Made 2 starts in his 2nd stint with the Sox, 7/5-16...Recalled 8/6 and worked remainder of the season out of the bullpen.

🔴 Fanned 2 in a perfect 8th inning in his 1st ML relief appearance on 8/7 at NYY.

🔴 Tossed 5.2 shutout innings over 5 relief appearances from 8/14-28...Allowed just 4 hits and 2 walks while striking out 7 during that time...Recorded the final 2 outs in Texas on 8/14 to collect his 1st Major League save...Earned 2nd save with 2.0 scoreless frames on 8/22 vs. TOR, his longest career relief outing.

🔴 Made last appearance of the season in 8/31 loss at BAL, allowing 2 runs on a career-high 2 homers in the 8th...Did not pitch again due to a strained upper left pectoral muscle.

🔴 Combined to go 8-3 with a 2.81 ERA (25 ER/80.0 IP) and 72 strikeouts in 17 games (16 starts) between Double-A Portland and Pawtucket...Held opponents to 2 earned runs or less in 12 of 16 minor league starts and no more than 3 ER in 15 of those outings.

Was Portland's Opening Day starter and went 4-0 with a 2.51 ERA (12 ER/43.0 IP) in 8 starts before a 5/20 promotion to Triple-A...Was 4-3 with a 3.16 ERA (13 ER/37.0 IP) in 9 games (8 starts) with the PawSox.

Made his 1st professional relief appearance in his last outing with Pawtucket on 8/3 vs. Durham, allowing just 1 hit with 2 K's over 2.0 scoreless frames.

Following the season, ranked as the No. 8 prospect in the Red Sox system, No. 4 pitcher and No. 2 left-hander.

2009: Named Sea Dogs Pitcher of the Year in 1st season at Double-A level...Ranked 2nd among Eastern League qualifiers and 7th in Red Sox system with a 3.35 ERA (45 ER/121.0 IP).

Finished 8th in the Eastern League with a team-high 101 strikeouts and ranked 4th among starters with 7.51 strikeouts per 9.0 innings...Recorded at least 5 strikeouts on 9 occasions.

Ranked 5th in the league with a .255 opponent AVG (119-for-466)...Held left-handers to a .255 clip (38-for-149) and righties to a .256 AVG (38-for-149)...Yielded a .197 mark (26-for-132) with RISP.

Led the Sea Dogs in innings (121.0) and starts (26)...26 starts matched career high set in 2008.

Tied for 2nd in the EL with 24 strikeouts while posting a 4.34 ERA (9 ER/18.2 IP) in April...Compiled a 3.16 mark (36 ER/102.1 IP) the rest of the way, including a 3.46 ERA (10 ER/26.0 IP) during the month of July (15th in the EL), 2.90 (10 ER/31.0 IP) in August (11th in the EL) and a 3.00 (2 ER/6.0 IP) in September.

Allowed more than 3 runs on just 2 occasions all year, both within his 1st 13 games...Held opponents to 2 earned runs or less in 16 of 26 starts, including 4 of his last 5.

Placed on the DL 6/16 (retro to 6/13) with a calf strain...Activated 6/23 and started that night at Connecticut.

Recorded 1st career complete game with a 7.0-inning, shutout victory at New Britain on 7/22...Fanned a career-high 10 batters, the most in a game by a Sea Dogs hurler in 2009.

After the season, ranked by *Baseball America* as the No. 18 prospect in the Red Sox farm system, No. 2 left-handed pitcher in that group.

Posted a 1.74 ERA (2 ER/10.1 IP) while not recording a decision in 4 games (3 starts) for Navegantes del Magallanes of the Venezuelan Winter League from 10/11-11/14.

2008: Spent most of the year with Single-A Greenville before a late-season promotion to Single-A Lancaster...Combined to lead all Red Sox minor leaguers with 138 strikeouts...Ranked 3rd in the Red Sox farm system with 13 wins and 129.1 innings.

Overall, went 13-9 with a 3.70 ERA (53 ER/129.1 IP)...Combined to hold leadoff hitters to a .197 clip (25-for-127) while opponents hit just .186 (11-for-59) against him with 2 outs and runners in scoring position.

1 of 4 members of the Drive selected to the 49th annual South Atlantic League All-Star Game in Greensboro, NC but did not appear in the exhibition.

Tied for 3rd among South Atlantic League leaders with 12 wins for Greenville and ranked 5th among starters with 9.21 strikeouts per 9.0 innings (118 K's/115.1 IP)...Fanned 7 or more in 7 of his 23 starts with the Drive.

Promoted to Lancaster on 8/18, his 1st experience at the High-A level...Won his debut on 8/22 at Bakersfield, allowing 3 hits and 1 walk while fanning a season-high 9 over 5.0 scoreless frames.

Did not earn a decision in 2 postseason starts for Lancaster despite a 3.60 ERA (4 ER/10.0 IP).

Added to the Red Sox 40-man roster on 11/20.

2007: Split the season between Single-A Greenville and Short-A Lowell.

Tossed 5.0 innings or less in 10 of his 11 starts, including 6 outings of 4.0 frames or fewer.

Was 3-6 with an 8.20 ERA (34 ER/37.1 IP) before landing on the disabled list with an elbow strain on 7/13...Returned 7/21 and made 2 more appearances for the Drive before transferring to Lowell on 7/31.

Struggled in 1st 2 starts with the Spinners, going 0-1 with an 18.00 ERA (10 ER/5.0 IP) before lasting 5.0 frames in each of final 6 starts from 8/10-9/7, posting a 1-2 record and 3.60 ERA (12 ER/30.0 IP) in that time.

2006: Spent 1st professional season in the United States...Combined to post a 2.92 ERA (21 ER/64.2 IP), 6th best among Red Sox minor leaguers, between stops with the Rookie-level Gulf Coast League Red Sox and Short-A Lowell.

Led the Gulf Coast League with 11 starts and tied for 4th with 53.2 innings pitched.

Promoted to Lowell on 8/28 and made 2 starts before returning to pitch in the GCL playoffs, helping the Red Sox to a league championship...Fanned a single-game, postseason-high 9 batters over 7.0 shutout innings against the GCL Dodgers on 8/23.

2005: Named Red Sox Minor League Latin Program Pitcher of the Year after going 7-1 with a 0.97 ERA (7 ER/64.2 IP) in 13 starts for the VSL Red Sox.

Limited foes to a .152 AVG (32-for-210)...Did not allow a homer in 64.2 innings.

Won final 7 decisions beginning 6/20, going 7-0 with a 0.54 ERA (3 ER/50.0 IP) in those 9 starts.

FELIX DOUBRONT, CONTINUED

PERSONAL

- ♣ Married to Kimberly...The couple has 2 sons, Jean Noah and Felix Khristian.
- ♣ Participated in the Red Sox Rookie Program in 2009 and 2010.

IN THE COMMUNITY

While with the Red Sox in 2011, Felix attended the Welcome Home Party, which benefits the Red Sox Foundation, and took part in the Red Sox on-field photo day...Participated in community outreach in conjunction with the Sox Rookie Program in 2009 and 2010, including visiting the Jimmy Fund and Children's Hospital Boston, and signing at a Red Sox Foundation autograph session in 2010...Also greeted fans at the gates during a home game in September 2010.

FELIX DOUBRONT'S CAREER RECORD

YEAR	CLUB	W-L	ERA	G	GS	CG	SHO	SV	IP	H	R	ER	HR	HB	BB	SO	WP	BK
2005	VSL Red Sox	7-1	0.97	13	13	0	0	0	64.2	32	11	7	0	6	29	58	1	2
2006	Lowell	2-0	4.91	2	2	0	0	0	11.0	7	6	6	1	1	3	7	0	0
	GCL Red Sox	2-3	2.52	11	11	0	0	0	53.2	41	17	15	6	3	13	36	1	0
2007	Greenville	3-7	8.93	11	11	0	0	0	42.1	63	49	42	8	1	17	22	4	0
	Lowell	1-3	5.66	8	8	0	0	0	35.0	41	24	22	2	2	11	25	2	0
2008	Lancaster	1-1	3.86	3	3	0	0	0	14.0	15	6	6	1	0	4	20	0	0
	Greenville	12-8	3.67	23	23	0	0	0	115.1	115	53	47	9	4	24	118	5	0
2009	Portland	8-6	3.35	26	26	1	1	0	121.0	119	59	45	8	9	52	101	3	1
2010	Portland	4-0	2.51	8	8	0	0	0	43.0	39	13	12	0	2	17	38	1	2
	Pawtucket	4-3	3.16	9	8	0	0	0	37.0	36	13	13	1	4	16	34	2	1
	BOSTON	2-2	4.32	12	3	0	0	2	25.0	27	16	12	3	1	10	23	3	0
2011	Pawtucket	2-5	4.22	18	16	0	0	0	70.1	65	37	33	10	2	26	61	1	0
	BOSTON	0-0	6.10	11	0	0	0	1	10.1	12	7	7	1	0	8	6	0	0
	Portland	1-0	1.80	1	1	0	0	0	5.0	4	1	1	0	0	0	9	0	0
	Lowell	0-0	0.00	1	1	0	0	0	2.0	0	0	0	0	0	0	4	0	0
Major League Totals		2-2	4.84	23	3	0	0	3	35.1	39	23	19	4	1	18	29	3	0
Minor League Totals		47-37	3.65	134	131	1	1	0	614.1	577	289	249	46	34	212	533	20	6
Red Sox Totals		2-2	4.84	23	3	0	0	3	35.1	39	23	19	4	1	18	29	3	0

2004 Signed by the Boston Red Sox as an international free agent on 7/12

CAREER FIELDING RECORD

YEAR	CLUB	POS	PCT.	G	GS	PO	A	E	TC	DP
2010	BOSTON	P	.500	12	3	2	1	3	6	0
2011	BOSTON	P	1.000	11	0	0	2	0	2	0
Career Totals			P .625	23	3	2	3	3	8	0

CAREER SINGLE-GAME HIGHS

INNINGS PITCHED	5.2, 7/6/10 at TB (start) 2.0, 8/22/10 vs. TOR (relief)
LOW-HIT COMPLETE GAME	None
STRIKEOUTS	5, 7/16/10 vs. TEX
HITS ALLOWED	7, 7/16/10 vs. TEX
RUNS ALLOWED	5, 6/18/10 vs. LAD
WALKS ALLOWED	4, 7/6/10 at TB
HOME RUNS ALLOWED	2, 8/31/10 at BAL
WINNING STREAK	1, 2 times, last 8/10/10-present
EJECTIONS	None



FULL NAME: Brandon J. Duckworth
BATS: Right **THROWS:** Right **HEIGHT:** 6-2 **WEIGHT:** 215
OPENING DAY AGE: 36
BORN: January 23, 1976 in Salt Lake City, UT
RESIDES: Blackwood, NJ
MAJOR LEAGUE SERVICE: 5 years, 25 days
ACQUIRED: Signed as a minor league free agent on Nov. 26, 2010
SIGNED BY: Dick Lawlor (Phillies)
CONTRACT STATUS: Signed through 2012

NON-ROSTER INVITEE

CAREER HIGHLIGHTS

- ✦ In 2nd season in the Red Sox organization, both as a non-roster invitee to Major League camp.
- ✦ Pitched in 8 Major League seasons from 2001-08 with Philadelphia (2001-03), Houston (2004-05) and Kansas City (2006-08) as a starter (84 games) and in relief (50 games).
- ✦ Last appeared in the Majors with 7 starts for the Royals in 2008...Has appeared at the Triple-A level in each of the last 9 years since 2003.

2011: Spent his 1st season in the Red Sox organization at Triple-A Pawtucket, compiling a 3.97 ERA (52 ER/118.0 IP) in 21 starts and 1 relief appearance.

- ✦ Ranked among team leaders in wins (T-3rd, 8), starts (T-2nd, 21), innings (3rd, 118.0) and strikeouts (4th, 88).
- ✦ Pitched to a 2.66 ERA (19 ER/64.1 IP) in 12 games (11 starts) at home...Had a 2.09 ERA (11 ER/47.1 IP) in his 8 wins.
- ✦ Allowed just 1 earned run in 18.2 innings over his 1st 3 starts (0.48 ERA).
- ✦ Threw 4.1 innings in his only bullpen appearance of the year on 5/31 vs. Norfolk in relief of a rehabbing John Lackey.
- ✦ Went 4-0 with a 3.07 ERA (14 ER/41.0 IP) over his last 7 starts following the All-Star break...Earned the win in 4 consecutive starts from 7/14-29 with a 1.93 ERA (5 ER/23.1 IP) in that time.
- ✦ Named International League Pitcher of the Week for 7/18-25...Won back-to-back scoreless starts in that time, 7/18 vs. Lehigh Valley (5.0 IP) and 7/23 at Buffalo (6.2 IP).
- ✦ Endured a pair of stints on the disabled list...Placed on the DL on 6/27 (retro to 6/24) with an oblique strain and returned on 7/2...Hit the DL again on 8/18 (retro to 8/16) due to a right elbow strain and missed the duration of the regular season.

- ✦ Reinstated for the playoffs on 9/7 and pitched 0.2 innings of relief in Game 1 of the semi-finals at Lehigh Valley on 9/8.

2010: Returned to Phillies organization and spent entire season with Triple-A Lehigh Valley.

- ✦ Pitched out of the rotation and in relief, leading IronPigs hurlers (min. 60.0 IP) with a 3.32 ERA (39 ER/105.2 IP).
- ✦ Paced qualifying International League hurlers with a 2.45 ERA (15 ER/55.0 IP) in 11 games (6 starts) beginning 7/1...Pitched to a 1.69 ERA (5 ER/26.2 IP) with a 3-0 record and 32 K's in July.
- ✦ Held opponents to 2 earned runs or less in 12 of his 16 starts...Overall, went 4-4 with a 3.49 ERA (33 ER/85.0 IP) and 81 K's as a starter...Went 1-0 with a 2.61 ERA (6 ER/20.2 IP) over 9 relief appearances.
- ✦ Totaled 102 strikeouts in 105.2 frames, including 9.15 strikeouts per 9.0 innings (21 K's/20.2 IP) in relief and a 8.58 mark (81 K's/85.0 IP) as a starter.
- ✦ Twice fanned at least 10 batters in a game: 7/6 vs. Pawtucket (10 K's in 7.0 IP) and 7/22 at Indianapolis (11 K's in 5.2 IP)...Were his 1st double-digit strikeout games since 5/8/2002 with Philadelphia.
- ✦ Held opponents to a .242 clip (94-for-388), including just .217 (47-for-217) against right-handed hitters.
- ✦ Signed a minor league contract with Philadelphia on 1/13...Began the season on the DL with turf toe and returned on 4/22...Also missed from 8/16-25 on the DL due to a left calf strain.

2009: Spent the entire season with Kansas City's Triple-A Omaha club, his 1st season spent entirely in the minor leagues since 2000.

- ✦ Ranked 3rd on Omaha's staff with 105.0 innings across 19 starts and 1 relief outing.
- ✦ Held opponents to 4 runs or less in 14 of his 20 appearances.
- ✦ Pitched 8.0 shutout innings on 6/3 vs. Round Rock.
- ✦ Was placed on the DL on 8/16 and missed the remainder of the season.

2008: Began season with Triple-A Omaha and finished the year with Kansas City.

🔴 Led Omaha with 103 strikeouts and finished 2nd on the club with 134.2 innings pitched...Appeared in 27 games, including 17 starts, at the Triple-A level.

🔴 Went 2-0 with a 3.47 ERA (9 ER/23.1 IP) in 4 August outings with Omaha.

🔴 Was selected to the Royals Major League roster on 8/24 and earned the win that day vs. DET...Was his 1st Major League win since 9/25/07 at CWS and his 1st as a starter since 6/24/06 vs. MIL.

🔴 Made 7 starts for the Royals in the final 5 weeks, going 3-3 with a 4.50 ERA (19 ER/38.0 IP).

🔴 Hurlled quality starts in each of his last 3 games with KC, posting a 3.00 ERA (6 ER/18.0 IP) and .190 opponent average (12-for-63) during that stretch.

2007: Won a spot in the Royals rotation, making the team as a non-roster invitee out of Spring Training.

🔴 Allowed just 2 earned runs in 11.1 innings over 2 starts before taking on a relief role...Made his 3rd and final start of the season on 9/1 at MIN.

🔴 Went 3-3 with a 4.94 ERA (17 ER/31.0 IP) in 23 relief appearances...Notched 1st ML save on 4/28 at SEA (3.0 IP).

🔴 Was placed on the DL with a torn left oblique on 6/14...Made rehab appearances with High-A Wilmington and Triple-A Omaha before his 9/1 reinstatement.

2006: Pitched in relief for KC after being acquired from the Pirates organization in a mid-season trade.

🔴 Began the season with the Pirates Triple-A Indianapolis affiliate, where he allowed 2 earned runs or less in 10 of 12 starts, going 8-3 with a 2.42 ERA (20 ER/74.1 IP) overall.

🔴 Acquired by the Royals for cash considerations on 6/10 and selected to KC's Major League roster the next day.

🔴 Made 8 starts and 2 relief appearances with the Royals before being placed on DL on 7/31 with a right elbow strain...Underwent season-ending surgery on 8/15 by Dr. Lewis Yocum in Los Angeles to remove bone chips in his right elbow...Was transferred to the 60-day DL on 9/20.

2005: Began and ended the season with Houston but spent the bulk of the year with the club's Triple-A squad in Round Rock.

🔴 Went 0-1 with a 11.40 ERA (20 ER/16.1 IP) in 7 games (2 starts) for the Astros before being outrighted to Round Rock on 5/12.

🔴 Went 8-6 in 19 starts and 1 relief outing for the Express, leading the club with 115.0 innings and 89 strikeouts.

🔴 Returned to Houston on 9/3 and appeared in 1 game before the conclusion of the season.

🔴 Elected free agency following the season and signed with Pittsburgh on 12/6.

2004: Shuttled between Houston (3 stints) and Triple-A New Orleans (2 stints) in his 1st season in the Astros organization.

🔴 Allowed 1 run or less in 12 of his 19 outings with Houston, including 1 of his 5 starts.

🔴 Fanned at least 1 batter on 16 occasions, including all 8 appearances longer than 1.0 inning.

🔴 Made 14 appearances and 13 starts for the Zephyrs...Tallied 63 strikeouts in 70.0 innings.

2003: Spent most of the season with Philadelphia.

🔴 Began the campaign on the 15-day DL with right elbow tendinitis...Pitched in rehab for High-A Clearwater and Double-A Reading before his 4/20 activation.

🔴 Also appeared in 3 games over 3 stints with Triple-A Scranton/Wilkes-Barre.

🔴 His 1st 18 appearances for Philadelphia were all starts...Posted a 4.00 ERA (4 ER/9.0 IP) over his last 6 Major League games, all in relief.

🔴 On 11/3, traded to Houston with RHP Taylor Buchholz and RHP Ezequiel Astacio in exchange for LHP Billy Wagner.

2002: Set Major League career highs in games (30), starts (29), innings (163.0) and strikeouts (167) with Philadelphia in his 1st full Major League season.

🔴 Ranked 5th in the National League with an average of 9.22 strikeouts per 9.0 innings.

🔴 Fanned at least 9 batters on 6 occasions with 3 double-digit K games in his 1st 7 starts, including a career-high 12 K's vs. HOU on 5/8.

🔴 Started and won Philly's home opener, 4/5 vs. FLA, recording his 1st career double-digit strikeout game (10).

🔴 Struck out 1st 6 batters he faced on 8/5 vs. LAD, becoming the 1st Major League pitcher to begin a game with that many K's since 1986 (HOU's Jim Deshaies, 8 on 9/23/86 vs. LAD)...Arizona's Randy Johnson also struck out first 6 batters he faced on the same day at NYM.

🔴 Was sent to bullpen following his 8/10 start at LAD and made his 1st career relief appearance on 8/16 vs. STL.

🔴 Started and earned the victory in the final game at CIN's Cinergy Field on 9/22.

2001: Made 11 starts for Philadelphia in his Major League debut after beginning the year with Triple-A Scranton/Wilkes-Barre.

- 🔴 Earned the International League's Most Valuable Pitcher and Rookie of the Year Awards as well as his 2nd straight Paul Owens Award as the best pitcher in Philadelphia's minor league system.
- 🔴 Pitched to a 3.52 ERA (27 ER/69.0 IP) in 11 starts for the Phillies after his 8/7 recall... Won his Major League debut with a quality start that night vs. SD.
- 🔴 Led the International League in ERA (2.63), opponent AVG (.228), winning percentage (.867) and wins (tied, 13) despite missing the final month of the regular season.
- 🔴 Ranked 3rd in the IL with 150 strikeouts... Posted the 2nd-highest rate of strikeouts per 9.0 innings (9.07) and allowed the 3rd-fewest base runners per 9.0 innings (10.29).
- 🔴 Won each of his last 10 decisions over his last 16 games with Scranton/Wilkes-Barre beginning 5/19... Was named Phillies Minor League Pitcher of the Week for 5/28-6/3.
- 🔴 Started for the International League in the Triple-A All-Star Game on 7/11 at Indianapolis (2.0 IP, 1 R, 0 ER)... Also named starting pitcher for the IL's post-season All-Star squad.
- 🔴 Rated the 14th-best rookie in MLB by *Baseball America*... Also selected to Topps Minor League Triple-A All-Star team.

2000: Spent the entire season at Double-A Reading.

- 🔴 Led the Eastern League with 178 strikeouts, the most among Philly farmhands... Also tied for the organizational lead in starts (27)... Won his 1st of 2 straight Paul Owens Awards as the best pitcher in the Phillies system.
- 🔴 Led Reading in wins (13), ERA (3.16) and innings (165.0).
- 🔴 Selected as an Eastern League All-Star... Named by managers as having the EL's best breaking pitch.
- 🔴 Earned Phillies Minor League Pitcher of the Month honors for June after going 4-1 with a 2.13 ERA (9 ER/38.0 IP) and 37 strikeouts.
- 🔴 Was the winning pitcher in both Reading's Southern Division-clinching game, 8/25 vs. Altoona (7.0 IP, 1 ER, 9 K), and the decisive Game 3 of the Southern Division Series (5.0 IP, 4 ER, 5 SO).
- 🔴 Following the season, rated as Philadelphia's No. 9 prospect by *Baseball America*.

1999: Led High-A Clearwater in wins (11) and strikeouts (101).

- 🔴 Named a Florida State League All-Star.
- 🔴 Began the season 5-0 with a 3.30 ERA (21 ER/57.1 IP) over his 1st 14 games.
- 🔴 Went 2-1 with 1 save in 10 relief appearances.

1998: Split his 1st pro campaign between Single-A Piedmont and High-A Clearwater.

- 🔴 Began the year with Piedmont and threw a 2-hitter on 7/19 vs. Delmarva (6-0 win)... Promoted to Clearwater 2 days later.
- 🔴 Combined to lead all Phillies minor leaguers in wins (15), starts (30), complete games (6), shutouts (4), innings (200.2) and strikeouts (165)... Finished 3rd among all minor leaguers in innings.
- 🔴 Paced South Atlantic League hurlers with 5 complete games and tied for 3rd in the circuit with 3 shutouts... Allowed the fewest base runners per 9.0 innings in the SAL (8.96).

1997: Played in the Florida Instructional League after signing with Philadelphia.

PERSONAL

- 🔴 Married to Janeen... The couple has a daughter, Sophia, and twin daughter and son, Aliya and Easton.
- 🔴 Drafted by the Blue Jays (1995) and Diamondbacks (1996) but did not sign either time.
- 🔴 Played for Brewster of the Cape Cod League during the summer of 1997 before signing with Philly.
- 🔴 Graduated from Kearns (UT) High School in 1994, where he was a member of the National Honor Society.
- 🔴 Attended the College of Southern Idaho and Cal State Fullerton.
- 🔴 Served as a spokesman for the Special Olympics in 2003.

BRANDON DUCKWORTH, CONTINUED

BRANDON DUCKWORTH'S CAREER RECORD

YEAR	CLUB	W-L	ERA	G	GS	CG	SHO	SV	IP	H	R	ER	HR	HB	BB	SO	WP	BK
1998	Piedmont	9-8	2.80	21	21	5	3	0	147.2	116	58	46	10	7	24	119	8	2
	Clearwater	6-2	3.74	9	9	1	1	0	53.0	64	25	22	2	1	22	46	4	0
1999	Clearwater	11-5	4.84	27	17	0	0	1	132.0	164	84	71	13	5	40	101	10	1
2000	Reading	13-7	3.16	27	27	1	0	0	165.0	145	70	58	17	7	52	178	6	3
2001	Scranton/WB 13-2	2.63	22	20	2	1	0	0	147.0	122	46	43	14	7	36	150	5	0
	PHILADELPHIA 3-2	3.52	11	11	0	0	0	0	69.0	57	29	27	2	6	29	40	2	0
2002	PHILADELPHIA 8-9	5.41	30	29	0	0	0	0	163.0	167	103	98	26	7	69	167	10	0
2003	Clearwater	0-0	1.00	2	2	0	0	0	9.0	3	1	1	1	0	2	11	0	0
	PHILADELPHIA 4-7	4.94	24	18	0	0	0	0	93.0	98	58	51	12	10	44	68	5	0
	Reading	0-0	4.50	1	1	0	0	0	2.0	1	1	1	1	0	0	2	0	0
	Scranton/WB 2-1	3.38	3	3	0	0	0	0	18.2	21	11	7	3	2	4	14	0	0
2004	New Orleans 5-5	5.53	14	13	0	0	0	0	70.0	81	44	43	10	4	28	63	3	0
	HOUSTON 1-2	6.86	19	6	0	0	0	0	39.1	55	30	30	11	0	13	23	3	0
2005	Round Rock 8-6	4.62	20	19	0	0	0	0	115.0	138	68	59	17	3	37	89	4	0
	HOUSTON 0-1	11.02	7	2	0	0	0	0	16.1	24	20	20	4	5	7	10	0	0
2006	Indianapolis 8-3	2.42	12	12	0	0	0	0	74.1	67	23	20	4	3	23	57	4	0
	KANSAS CITY 1-5	6.11	10	8	0	0	0	0	45.2	62	36	31	3	2	24	27	4	0
2007	Wilmington 0-1	9.00	2	2	0	0	0	0	4.0	6	4	4	0	0	2	5	0	0
	KANSAS CITY 3-5	4.63	26	3	0	0	1	0	46.2	51	30	24	3	1	23	21	7	0
	Omaha 0-1	3.60	3	3	0	0	0	0	15.0	12	6	6	2	0	1	15	2	0
2008	Omaha 5-11	4.75	27	17	1	0	1	0	134.2	132	78	71	23	2	49	103	8	0
	KANSAS CITY 3-3	4.50	7	7	0	0	0	0	38.0	38	20	19	2	3	19	20	0	0
2009	Omaha 3-6	5.31	20	19	0	0	0	0	105.0	105	63	62	12	6	37	67	7	0
	Lehigh Valley 5-4	3.32	25	16	0	0	0	0	105.2	94	44	39	5	3	45	102	2	1
2011	Pawtucket 8-6	3.97	22	21	0	0	0	0	118.0	113	53	52	11	9	42	88	9	0
Major League Totals		23-34	5.28	134	84	0	0	1	511.0	552	326	300	63	34	228	376	31	0
Minor League Totals		96-68	3.85	257	222	10	5	2	1416.0	1384	679	605	145	59	444	1210	72	7

- 1995 Selected by the Toronto Blue Jays in the 30th round of the First-Year Player Draft (did not sign)
- 1996 Selected by the Arizona Diamondbacks in the 61st round of the First-Year Player Draft (did not sign)
- 1997 Signed by the Philadelphia Phillies as a non-drafted free agent on 8/13
- 2003 Acquired by the Houston Astros with RHP Taylor Buchholz and RHP Ezequiel Astacio in exchange for LHP Billy Wagner on 11/3
- 2005 Signed by the Pittsburgh Pirates as a minor league free agent on 12/6
- 2006 Acquired by the Kansas City Royals in exchange for cash considerations on 6/10
- 2006 Re-signed by the Kansas City Royals as a minor league free agent on 12/18
- 2010 Signed by the Philadelphia Phillies as a minor league free agent on 1/13
- 2010 Signed by the Boston Red Sox as a minor league free agent on 11/26
- 2011 Re-signed by the Boston Red Sox as a minor league free agent on 10/7

CAREER FIELDING RECORD

YEAR	CLUB	POS	PCT.	G	GS	PO	A	E	TC	DP
2001	PHILADELPHIA	P	.846	11	11	4	7	2	13	0
2002	PHILADELPHIA	P	1.000	30	29	4	15	0	19	1
2003	PHILADELPHIA	P	.900	24	18	7	11	2	20	0
2004	HOUSTON	P	1.000	19	6	3	3	0	6	2
2005	HOUSTON	P	.000	7	2	0	0	1	1	0
2006	KANSAS CITY	P	1.000	10	8	5	3	0	8	0
2007	KANSAS CITY	P	1.000	26	3	7	6	0	13	1
2008	KANSAS CITY	P	1.000	7	7	2	5	0	7	1
Career Totals		P	.943	134	84	32	50	5	87	5

CAREER BATTING TOTALS

AVG.	G	AB	R	H	2B	3B	HR	RBI	SH	SF	HB	BB	SO	SB	CS	E
Major League Totals	.221	134	113	8	25	4	0	0	8	10	0	0	10	22	0	5

SINGLE-GAME HIGHS

- INNINGS PITCHED** 8.0, 5/23/02 for PHI vs. NYM (start)
4.0, 5/28/07 for KC vs. BAL (relief)
- LOW-HIT COMPLETE GAME** None
- STRIKEOUTS** 12, 5/8/02 for PHI vs. HOU
- HITS ALLOWED** 11, 6/30/06 for KC at STL
- RUNS ALLOWED** 9, 9/8/02 for PHI vs. NYM
- WALKS ALLOWED** 7, 6/26/02 for PHI at FLA
- HOME RUNS ALLOWED** 3, 3 times, last 6/1/04 for HOU at CHI
- WINNING STREAK** 3, 2 times, last 9/25/07-8/30/08
- EJECTIONS** None

JACOBY ELLSBURY • 2 • OF



FULL NAME: Jacoby McCabe Ellsbury
BATS: Left **THROWS:** Left **HEIGHT:** 6-1 **WEIGHT:** 185
OPENING DAY AGE: 28 (Turns 29 on September 11)
BORN: September 11, 1983 in Madras, OR
RESIDES: Madras, OR
MAJOR LEAGUE SERVICE: 4 years, 37 days
ACQUIRED: Selected in the first round (23rd overall) of the 2005 First-Year Player Draft
SIGNED BY: John Booher (Red Sox)
CONTRACT STATUS: Signed through 2012

CAREER HIGHLIGHTS

✦ Returns for his 6th season with Boston after finishing 2nd in AL MVP voting in 2011... Was also named to his 1st career All-Star, Silver Slugger and Gold Glove teams last season and earned Red Sox MVP honors as voted on by the Boston Chapter of the BBWAA.

✦ Led the Major Leagues in total bases (364) and extra-base hits (83) in 2011... Was the 1st primary leadoff hitter to lead the Majors in total bases since SF's Bobby Bonds in 1973 (341).

✦ Named MLB's 2011 AL Comeback Player of the Year and 2011 Red Sox Comeback Player of the Year by the Boston Baseball Writers after playing just 18 games in 2010 due to injuries.

✦ In 2011 became the 1st Red Sox player ever to compile a season with at least 30 homers and 30 stolen bases.

✦ His 7 career leadoff shots are tied with Harry Hooper and Dwight Evans for 4th most in team history.

✦ Ranks 3rd on Red Sox all-time steals list with 175 career swipes, trailing only Harry Hooper (300) and Tris Speaker (267)... His 175 steals are most ever by a Red Sox in his 1st 507 career Major League games.

✦ Led the American League with 50 steals in 2008, tied for the 5th-highest total all-time for an AL rookie... Established a single-season club record and led the Majors with 70 stolen bases in 2009, passing Tommy Harper's previous mark of 54 set in 1973... Is the only player in franchise history with multiple seasons of 50 or more SB.

✦ Tied Boston's single-game steals record with 4 on 8/9/10 at Yankee Stadium... Jerry Remy had set the mark on 6/14/80 at the Angels.

✦ Has turned in at least 35 stolen bases in 3 of the last 4 seasons, 1 of 4 Major Leaguers to accomplish the feat since 2008 along with Michael Bourn (4), B.J. Upton (4) and Ichiro Suzuki (3)... His 3, 35-SB seasons are 2nd most in club history after Tris Speaker (5, 1909-10 and 1912-14).

✦ Has committed just 2 errors in his career and holds a .998 career fielding percentage (1,212 TC), the best ever mark by a Major Leaguer at any position with at least 500 total chances... Is the best mark by a ML outfielder with at least 250 games at the position.

✦ Is the 1st ever Red Sox to compile 2 errorless seasons as an outfield qualifier (2008 and 2011) and is the only Major Leaguer to do it twice in the last 4 years.

RED SOX SINGLE-SEASON STOLEN BASE LEADERS

SB	PLAYER	YEAR
70	Jacoby Ellsbury	2009
54	Tommy Harper	1973
52	Tris Speaker	1912
50	Jacoby Ellsbury	2008
46	Tris Speaker	1913
42	Otis Nixon	1994
42	Tris Speaker	1914
40	Harry Hooper	1910
40	Billy Werber	1934
39	Jacoby Ellsbury	2011

RED SOX ALL-TIME STOLEN BASE LEADERS

SB	PLAYER	YEARS
300	Harry Hooper	1909-20
267	Tris Speaker	1907-15
175	Jacoby Ellsbury	2007-11
168	Carl Yastrzemski	1961-83
141	Heinie Wagner	1906-18

CAREER MAJOR LEAGUE FIELDING PERCENTAGE LEADERS AS OUTFIELDER

(min. 500 total chances)

FPCT	PLAYER	YEARS
.998	Jacoby Ellsbury	2007-11
.996	Rich Amaral	1992-2000
.996	Larry Bigbie	2001-06
.996	Ryan Sweeney	2006-11
.996	Shane Victorino	2003-11

✦ Owns the 2 longest errorless streaks by an outfielder in team history, including a franchise-record 236 games and 588 chances since his last miscue on 7/28/09... Also had a 232-game stretch (554 TC) without an error from 6/30/07-6/16/09.

✦ Tied a ML record for putouts by an outfielder in a 9-inning game with 12 on 5/20/09 vs. TOR.

✦ Has played in 22 career postseason games, batting .261 (18-for-69) with 11 RBI overall.

✦ Ranks 2nd in club history with 5 postseason steals, trailing Johnny Damon's 8... Is tied for 6th with 7 doubles.

✦ Had 4 doubles in the 2007 World Series vs. COL, tied for the most ever in a single World Series by a rookie (also St. Louis' Pepper Martin in 1931).

Went 4-for-5 with 3 doubles, 2 RBI and 2 runs in Game 3 of the 2007 Fall Classic, 10/27 at Coors Field... Became the 3rd rookie ever to collect 4 hits in a postseason game, joining Fred Lindstrom (1924, Game 5 for NY Giants) and Joe Garagiola (1946, Game 4 for St. Louis)...3 doubles tied for 2nd-most ever in a World Series game behind Frank Isbell's 4 with the White Sox on 10/13/1906...Had 2 doubles in the 3rd inning, the 2nd player in WS history to double twice in a frame, joining Arizona's Matt Williams on 11/3/01 (3rd inning).

Notched the 1st 3-run single in Major League playoff history in Game 3 of the 2008 Division Series vs. the Angels on 10/5/08.

2011: Named Red Sox MVP by the Boston Chapter of the BBWAA and finished 2nd in American League MVP voting after leading the Majors in total bases (364) and extra-base hits (83).

Also ranked among AL leaders in hits (3rd in ML, 212), RBI (T-6th, 105), runs (3rd, 119), AVG (5th, .321), SLG (6th, .552), OBP (9th), OPS (5th, .928), multi-hit games (T-5th, 59), stolen bases (4th, 39), doubles (T-3rd, 46), home runs (T-5th, 32) and at-bats (2nd, 660)...Was the 6th-hardest AL player to double up (82.5 AB/GIDP).

Finished 2nd in AL MVP voting with 242 points, trailing Detroit's Justin Verlander (280).

Was named MLB's AL Comeback Player of the Year after being limited to just 18 games in 2010 due to injuries...Also named Red Sox Comeback Player of the Year by the Boston Chapter of the BBWAA.

Tabbed an All-Star for the 1st time in his career, elected via the Player Ballot...Took over in center field in the bottom of the 5th inning and went 0-for-2 in the 7/12 exhibition at ARI.

Named an outfielder on the AL's Louisville Slugger Silver Slugger Team and the center fielder on the AL's Rawlings Gold Glove Team, his 1st time receiving either award...Became just the 6th AL player to be named an All-Star, Gold Glove and Silver Slugger in the same season as a center fielder, joining Ellis Burks (1990), Torii Hunter (2009), Ken Griffey Jr. (1991, 1993-94, 1996-99), Kirby Puckett (1986-89, 1992) and Grady Sizemore (2009).

Was the 8th Red Sox outfielder to win a Silver Slugger, the 1st since Jason Bay in 2009...Joined Tony Armas (1984) and Ellis Burks (1990) as 1 of 3 center fielders in club history to win the award.

His Gold Glove was the 1st since 1960 in which specific outfield positions were awarded rather than grouping all outfielders into a single pool of candidates...Was the 1st Red Sox outfielder to earn a Gold Glove since Ellis Burks in 1990 and the 5th to win it while serving as the club's center fielder (Jimmy Piersall, 1958; Reggie Smith, 1968; Fred Lynn, 1975 and 1978-80; Burks, 1990).

Was the 1st primary leadoff hitter to top the Majors in total bases since San Francisco's Bobby Bonds in 1973 (341) and 1st Red Sox to lead the Majors in total bases since Tony Armas in 1984 (339)...Marked the most total bases by a Red Sox since Nomar Garciaparra in 1997 (365) and the most by a Boston outfielder since Jim Rice in 1979 (369).

Was the 1st Red Sox to lead the Majors in extra-base hits since 1984 (Tony Armas and Dwight Evans, both 77).

Was the 1st Red Sox ever to record 30 homers and 30 stolen bases in a single season and was 1 of 4 Major Leaguers to reach those marks on the year...Is 1 of 12 AL players ever to accomplish the feat (17 times).

Became the 1st ever Red Sox with a 30 HR/100 RBI season while serving as the club's primary leadoff hitter... Was the 1st ML leadoff hitter to reach those marks since the Yankees Alfonso Soriano in 2002 (39 HR/102 RBI).

With his 20th homer of the year on 8/13, became the 6th Red Sox (7th time) with 20 HR and 20 SB in a season, 1st since Nomar Garciaparra in 1997...With Dustin Pedroia (20 HR/26 SB), were the 1st Red Sox teammates to reach the 20/20 mark in the same year.

Became just the 4th Major Leaguer ever to reach 200 hits, 100 RBI, 35 stolen bases and 30 home runs in a season...Was the 4th Major Leaguer (5th time) ever with 45 doubles, 30 home runs and 35 steals in a season.

With his 169th stolen base on 8/19 at KC, passed Yastrzemski (168) for 3rd on the Red Sox all-time list.

Set a Red Sox record with his 2nd errorless campaign as a Red Sox qualifier (also 2008)...Was the 1st qualifying Red Sox outfielder to turn in an errorless campaign while serving as the club's primary center fielder...Was 1 of 4 qualifying Major League outfielders that did not commit an error and led that group with 394 total chances.

Led the AL in starts (152), innings (1,358.1) and putouts (388) at center field and ranked 2nd in the circuit in games (154) and total chances at the position...Had the 2nd-best zone rating among qualifying AL center fielders at .905...Picked up a career-high 2 outfield assists on 5/24 at CLE.

Hit a team-leading 32 homers after tallying fewer than 10 long balls in each of his 4 previous campaigns... His 105 RBI ranked 2nd on the club to Adrian Gonzalez (117).

Reached safely in 138 of 157 games with a plate appearance...Hit safely in 129 contests, 2nd most by a Red Sox since 1919 after Wade Boggs in 1985 (135).

Boston was 62-23 (.729) when he scored a run, 45-21 (.682) when he drove in a run and 21-9 (.700) when he went deep.

Tallied a season-high 4 hits on 4 occasions, matching his career high (7 times) and tied for 2nd most in the AL...Ranked 3rd in the AL with 20, 3+ hit games.

**ALL-TIME MAJOR LEAGUE SEASONS WITH
200 HITS, 30 HR, 100 RBI AND 35 SB**

YEAR	TEAM	PLAYER	H	HR	RBI	SB
1998	SEA	Alex Rodriguez	213	42	124	46
2002	MON	Vladimir Guerrero	206	39	111	40
2002	NYN	Alfonso Soriano	209	39	102	41
2011	BOS	Jacoby Ellsbury	212	32	105	39

- ❖ Placed among AL leaders in AVG vs. RHP (3rd, .337), home AVG (6th, .326), road AVG (6th, .316), day AVG (2nd, .356) and RISP AVG (4th, .366).
- ❖ Was the 2nd Red Sox in the last 25 years to top 20 homers as a center fielder (Carl Everett, 33 in 2000)...Set club records for extra-base hits and total bases at the position (min. 100 G)...Had the most hits by a Red Sox center fielder since Tris Speaker in 1912 (222)...Speaker (53 in 1912) and Fred Lynn in 1975 (47) are the only Red Sox center fielders with more doubles in a season.
- ❖ Led the Majors with 110 hits, 61 runs, 22 homers, 61 RBI, 49 extra-base hits and 207 total bases against the AL East...Also topped Major Leaguers with a .365 AVG (301 AB) against the division (min. 45 AB)...Tied the club record for extra-base hits vs. the AL East, also Jim Rice in 1977.
- ❖ Led off 144 games, including his last 138 starts beginning 4/22...Paced the Majors in hits (203), doubles (45), extra-base hits (79) and total bases (345) out of the leadoff spot and led the AL in AVG (.327) and SLG (.556) from that position in the lineup...Was 2nd in the AL in homers (29) and OBP (.381) from the 1st lineup position.
- ❖ Hit 4 leadoff homers (6/7 at NYY, 6/17 vs. MIL, 7/6 vs. TOR, 7/27 vs. KC), tied for 3rd-most in club single-season history.
- ❖ Was the only Major Leaguer with multiple hit streaks of 18 or more games (19, 4/21-5/10; 18, 8/26-9/14)...Notched 5 hitting streaks of 10 or more games, matching the most double-digit hit streaks by any player in club history along with Tris Speaker (1912), Jimmie Foxx (1939), Wade Boggs (1985) and Nomar Garciaparra (1999).
- ❖ Named AL Player of the Week for 6/6-12, his 1st career weekly honor...Was 14-for-30 (.467) with 10 runs, 3 doubles, 1 homer and 4 RBI in the week, with at least 2 hits and 1 run in each of his 6 games during that stretch.
- ❖ Had an extra-base hit in a career-high 5 straight games, 9/4-8.
- ❖ Matched his career high for the 2nd and 3rd times with 2 homers on 7/20 at BAL and 9/25 at NYY (GM 1).
- ❖ After the All-Star break, led the Majors in total bases (187), extra-base hits (44) and homers (tied, 21)...Also ranked among AL leaders in the 2nd half in hits (T-2nd, 98), runs (T-2nd, 57), doubles (T-7th, 20), RBI (T-4th, 56), game-winning RBI (T-2nd, 10), SLG (4th, .625) and OPS (6th, 1.000)...Hit safely in 62 of 69 2nd-half contests.
- ❖ Posted his 3 best monthly home run and RBI totals in July (8 HR, 22 RBI), August (7 HR, 22 RBI) and September (8 HR, 21 RBI) after never before tallying more than 4 HR or 17 RBI in a month.
- ❖ Ranked among AL leaders in July with 8 home runs (T-1st), 77 total bases (2nd), 17 extra-base hits (2nd), 42 hits (3rd), 22 RBI (T-3rd) and a .382 AVG (5th)...His 8 homers were the most by a Sox center fielder in July since 1987 and the most in any month by a Sox center fielder since 2000 (Carl Everett, 9 in May 2000)...His 2nd HR in August led the team and ranked 6th in the AL.
- ❖ Led the Majors with 43 hits and 20 extra-base hits in September...Hit safely in 38 of his last 40 games beginning 8/16, batting .343 (59-for-172) with 30 extra-base hits (15 2B, 3 3B, 12 HR) and 31 RBI in that time.
- ❖ Connected for walk-off hits in consecutive games vs. CLE with a 2-out solo shot in the 9th on 8/2, the Sox 1st walk-off HR of 2011, and 1-out, walk-off RBI single on 8/3...Was the 1st Red Sox with walk-offs in consecutive days in the regular season since Butch Hobson in 1978 on 8/27 vs. CAL and 8/28 vs. SEA (David Ortiz did it in Games 4-5 of the 2004 ALCS vs. NYY on 10/17-18)...Became the 1st Major Leaguer to record his 1st 2 career walkoffs in back-to-back games since Pittsburgh's Jason Bay in 2008 vs. CHC on 5/24 and 5/25.
- ❖ Drove in a career-high 6 runs on 8/6 vs. NYY after never before recording more than 3 RBI in a game...Was the most RBI by a Boston center fielder since Carl Everett on 8/29/00 at TB (6) and the most by a Sox leadoff hitter since Ellis Burks, 6/10/87 at BAL (7)...Was the 1st time since 1920 (when RBI became official) that a Sox leadoff hitter had a 6-RBI game at Fenway...Was also the most RBI by a Sox leadoff hitter vs. NYY since 1920.
- ❖ Went deep in both ends of a twinbill vs. TB on 8/16, the 1st Red Sox to do that since Trot Nixon, 6/4/03 at PIT, and the 1st Red Sox to do it in Boston since Mo Vaughn, 6/10/97 vs. BAL...Did it again with 3 homers in a 9/25 doubleheader at NYY (2 HR in Game 1, 1 HR in Game 2).
- ❖ Hit his 1st career inside-the-park homer in the 7th inning of Game 2 on 9/19 vs. BAL, the 1st inside-the-parker by a Red Sox since Kevin Youkilis on 5/28/07 vs. CLE.

2010: Limited to only 18 games due to 3 stints on the DL with fractured ribs...Tied Red Sox single-game record with 4 steals on 8/9 at NYY.

- ❖ Made 13 starts in center field and 5 in left (6 games overall)...Start in left field on Opening Day (4/4) vs. NYY marked his 1st start at the position since 9/17/08 at TB.
- ❖ Suffered fractured ribs in a collision with Adrian Beltre in the bottom of the 9th inning on 4/11 at KC...Placed on the 15-day DL on 4/20 (retro to 4/12) and played 3 rehab games between Double-A Portland and Triple-A Pawtucket from 5/17-20, batting .400 (4-for-10) with a double, RBI, 4 runs, 2 walks and a stolen base...Activated from the DL on 5/22.
- ❖ Played 3 games with the Red Sox from 5/22-24 before a 2nd trip to the 15-day DL on 5/28 with fractured ribs...Appeared in 6 rehab games with the Rookie-level Gulf Coast League Red Sox and Pawtucket, batting .409 (9-for-22) with a double, RBI, 6 runs, 2 walks and a stolen base...Activated from the DL on 8/4.
- ❖ Tied Jerry Remy's club single-game record (6/14/80 at California Angels) with 4 stolen bases on 8/9 at NYY.
- ❖ Re-injured fractured ribs on 8/13 at TEX...Placed on the 15-day DL the next day (8/14) for the rest of the season...Transferred to the 60-day DL on 9/25.

2009: Led the Majors and set a Red Sox single-season record with 70 stolen bases...Also finished among AL leaders in triples (T-1st, 10), multi-hit games (4th, 59) and hits (T-7th, 188).

☛ Became the 2nd Red Sox player ever to lead the Majors in steals, 1st since Billy Werber's 29 in 1935...Also joined Werber (1934-35) as the only players in club history to lead the AL in thefts in back-to-back seasons.

☛ All 70 steals came as a CF, most by an AL player at the position since Brian Hunter's 74 for Detroit in 1997.

☛ Was the 1st AL player with at least 70 thefts and a .300 AVG in the same season since Kenny Lofton in 1996 (75 SB, .317)...Was the 8th American Leaguer ever to accomplish the feat (15th time).

☛ Caught stealing on 12 of 82 attempts for an 85.4 percent success rate, 5th in the AL...Among American Leaguers with at least 70 steals in a season since 1920 (the year caught stealing began to be kept consistently in the AL), only 3 have posted higher percentages: Rickey Henderson (88.9%, 1985; 87.7%, 1988), Willie Wilson (87.4%, 1979; 88.8%, 1980) and Rudy Law (86.5%, 1983).

☛ Recorded multiple steals on 8 occasions, tied for 2nd in the AL...Had 3 swipes on 5/2 at TB.

☛ Tied for the AL lead with a career-high 10 triples (also Minnesota's Denard Span).

☛ Started in the leadoff spot 117 times, reaching base safely in 100 of those games.

☛ 59 multi-hit games were the most for a Red Sox center fielder since Doc Cramer's 60 in 1939...Tallied multiple hits in a career-high 6 straight games from 7/24-29, going 13-for-28 (.464).

☛ Hit .318 (61-for-192) against lefties, 5th in the AL among qualifying left-handed hitters.

☛ Finished 4th in the AL with a .268 clip (80-for-298) in 2-strike counts and led the Majors with a .319 AVG (37-for-116) after falling into an 0-2 hole...Marked the highest average by a Sox player in that situation since Mike Greenwell's .342 clip in 1988.

☛ Placed 4th among AL center fielders with a .994 fielding percentage, making 2 errors in 363 total chances...Named Defensive Player of the Year by MLB.com as result of online voting in its 8th annual This Year in Baseball Awards.

☛ Stole home off Andy Pettitte in the 5th inning, 4/26 vs. NYY...Was the 1st Red Sox player to steal home since Jose Offerman on the back end of a double steal on 8/30/99 vs. KC...Also 1st Sox player to succeed in a straight steal of home since Billy Hatcher, 4/22/94 vs. the Angels.

☛ Hit safely in a career-high 22 straight games, 5/2-27...Batted .340 (34-for-100) during the stretch...Tied for 4th-longest hitting streak in the AL in 2009.

☛ Tied a Major League record for putouts by an outfielder in a 9-inning game with 12 on 5/20 vs. TOR...Had been achieved twice previously, both times in Boston...Earl Clark vs. CIN at Braves Field on 5/10/29 and Minnesota's Lyman Bostock vs. the Red Sox on 5/25/77 (G2) at Fenway Park.

☛ Made 1st career error on 6/17 vs. FLA, ending a span of 232 games and 554 chances without a miscue...Marked the longest errorless streak ever by a Red Sox outfielder (has since been eclipsed by Ellsbury).

☛ Set a career high with 2 triples in a career-high-tying 4-hit effort, 6/23 at WSH...Was the 1st Red Sox player with 4 or more hits in a game and at least 2 triples since Joe Foy on 6/23/67 vs. CLE.

☛ Stole 55th base of the season on 8/25 vs. CWS, passing Tommy Harper for the franchise single-season mark of 54 set in 1973...Swiped his 70th base in the final game of the season, 10/4 vs. CLE.

POSTSEASON: Started in center field for all 3 of Boston's Division Series games vs. LAA...Went 3-for-12 (.250) with a triple and 2 runs scored.

2008: Spent 1st full season at the Major League level in just his 4th professional campaign...Led the American League with 50 steals.

☛ 50 steals were 3rd most in the Majors, trailing Colorado's Willy Taveras (68) and New York's Jose Reyes (56), and led all ML rookies.

☛ Became 1st Boston player to lead AL in steals since Tommy Harper in 1973 (54)...1st rookie to top his league in stolen bases since Seattle's Ichiro Suzuki (56) in 2001.

☛ Finished 7th in the AL with an 82.0 percent stolen base success rate (50-for-61).

☛ Set a club record with 14 multi-steal games, tying Taveras for ML lead...Stole 3 bases in each of consecutive games, 5/30-31 at BAL, marking most in 1 game for a Red Sox since Jerry Remy's club-record 4 on 6/14/80.

☛ Ranked among AL leaders in infield hits (3rd, 34), bunt hits (T-4th, 10), triples (T-6th, 7) and runs (T-12th, 98).

☛ Led all rookies in at-bats (554), runs and tied for the most triples...Led AL rookies in games (145), hits (155) and multi-hit games (40), was 3rd in total bases (218), 5th in walks (41) and 7th in extra-base hits (38)...Had the most games, at-bats, runs and triples for a Red Sox rookie since Nomar Garciaparra in 1997 (153 G, 684 AB, 122 R and 113B).

☛ Received 26 points and finished 3rd in AL Rookie of the Year voting conducted by the BBWAA...Trailed Tampa Bay's Evan Longoria (140 points) and Chicago's Alexei Ramirez (59 points).

☛ Topped the Sox in triples, 2nd in at-bats and runs, tied for 2nd in games and 3rd in hits.

☛ Started 63 games in center field, 36 in left and 30 in right.

❖ Did not commit an error in 140 games and 336 total chances, the most games and TC by any rookie outfielder in Major League history who did not commit an error...Had the 2nd-most chances without an error of any ML outfielder behind Los Angeles' (AL) Torii Hunter (354)...Established club record for consecutive errorless outfield chances in a season (surpassed by Ellsbury with 394 in 2011) and tied Carl Yastrzemski (1977) for most consecutive errorless games in a year (since passed by Jason Bay with 150 in 2009 and Ellsbury with 154 in 2011).

❖ Tied for ML lead with 18 steals in May, matching most for a Sox ever in a single month (also Harper in Sept. 1973).

❖ Succeeded in 1st 16 SB attempts of season before being caught on 5/18 vs. MIL...Ended string of 25 successful tries to start his career, longest ever by a Red Sox and longest in the Majors since Montreal's Tim Lincecum went 27-for-27 from 1979-81.

❖ Hit safely in final 18 games beginning 9/5, batting .370 (30-for-81)...Was longest hit streak by a Boston rookie since Nomar Garciaparra's club-record 30-gamer in 1997.

❖ Entered the year as the No. 2 prospect overall and the No. 1 position player in the Red Sox organization according to *Baseball America*...Also rated as the Fastest Base Runner, Best Athlete and Best Defensive Outfielder in the Sox system by the same publication.

POSTSEASON: Collected 7 RBI over 8 postseason games, the 3rd-most ever by a Sox rookie behind Dustin Pedroia (10 in 2007) and Fred Lynn (8 in 1975)...Hit safely in each of the 1st 3 games of the ALDS vs. LAA, going 6-for-14 (.429)...Went 3-for-5 with a double, RBI, run and 2 steals from the leadoff spot in Game 1, 10/1 in Anaheim...Was the 4th Sox player ever to steal 2 bases in a postseason game, joining Jimmy Collins (1903 WS G2), Harry Hooper (1912 WS G2) and Juan Beniquez (1975 ALCS G1)...Went 2-for-5 with a double, run and 3 RBI in Game 3, 10/5 at Fenway Park...Drove in all 3 runs on a bloop single to center field in the 2nd inning, the 1st 3-run single in Major League playoff history...Went hitless over his final 20 at-bats, including an 0-for-14 slide in the ALCS against Tampa Bay...Did not appear in Boston's final 3 LCS contests of 2008.

2007: Advanced from Double-A Portland to the Big Leagues...Made Major League debut 6/30 vs. TEX and hit .353 over 3 stints with the Red Sox...Hit .360 in 11 postseason games en route to the World Series title...Combined to bat .323 with Portland and Triple-A Pawtucket, earning Red Sox Minor League Player of the Year honors from the Boston Chapter of the BBWAA for the 2nd straight season, sharing the award with Clay Buchholz.

❖ Hit safely in 27 of 32 Major League games with an at-bat...Reached base via hit, walk or hit by pitch in 29 of the 32 contests, including 26 straight games from 7/2-9/26.

❖ Played 22 games in left field (15 starts), 16 games in center (12 starts) and made 1 start in right.

❖ Went 9-for-9 in stolen base attempts with the Sox, the 1st Boston player to be successful in as many as his 1st 9 steal attempts since Nomar Garciaparra swiped his 1st 9, 8/31/96-4/17/97.

❖ Selected to Big League roster 6/30 when Joel Pineiro was placed on the DL...Made ML debut that night vs. TEX, collecting an infield single in the 3rd inning off Robinson Tejeda for 1st ML hit.

❖ Went 6-for-16 (.375) in 6 games before being optioned back to Pawtucket on 7/5...Recalled between games of a doubleheader on 8/17...Played the night game vs. the Angels (0-3, R, BB) before being optioned back...Called up for the remainder of the season on 9/1.

❖ Earned American League Rookie of the Month honors for September...Ranked among AL leaders during the month in AVG (10th, .361), steals (T-4th, 8) and hits (T-9th, 35).

❖ Hit safely in 23 of 26 games in September...Tallied a 13-game hit streak 9/1-15, batting .426 (20-for-47)...Marked longest stretch by a Sox rookie outfielder since Jim Rice's 13-gamer in 1975...Tied for 2nd-longest streak by a ML rookie in 2007, 1 shy of Dustin Pedroia's 14-game run, 5/19-6/4...Was the 1st time 2 Sox rookies had hitting streaks of 13 or more games in the same season since Fred Lynn (20) and Rice (13) in 1975.

❖ Knocked 1st Big League home run, a solo shot off Daniel Cabrera, on 9/2 vs. BAL.

❖ Combined to bat .323 (141-for-436) with 82 runs, 2 homers, 41 RBI and 41 stolen bases in 104 games between Portland and Pawtucket...Led all Sox minor leaguers in stolen bases and ranked 4th in AVG.

❖ Named Red Sox Minor League Defensive Player of the Year and Baserunner of the Year, receiving both accolades for the 2nd straight season...Finished 2nd in the International League with 33 steals for the PawSox.

❖ Began the season with the Sea Dogs and tallied a .452 average (33-for-73), the highest clip in minor league baseball at the time of his 5/4 promotion to Pawtucket.

❖ Selected as April Player of the Month in both the Eastern League and the Red Sox minor league system...Hit .455 (30-for-66) with 10 doubles, 2 triples, 12 RBI, 13 runs and 6 steals in 15 games.

❖ Produced a 19-game hitting streak from 4/11-5/7, batting .438 (35-for-80)...Stretch included 15 tilts with Portland and 4 with the PawSox.

❖ Selected to play for the U.S. Team in the All-Star Futures Game on 7/8 in SF...Started in left and hit leadoff (0-for-4).

❖ Set a Pawtucket record with a 25-game hitting streak from 7/21-8/30, batting .377 (40-for-106)...Stretch was interrupted by DL stint due to a groin strain, 7/22-8/4...Eclipsed previous franchise-record 19-game streaks by Dave Stapleton in 1979 and Dave Berg in 2005...Also the 2nd longest in the International League in 2007 behind only Brandon Watson's 43-gamer earlier in the season with Columbus.

POSTSEASON: Appeared in 11 postseason games, including starts in each of Boston's final 6 contests (all in CF)...Batted .360 (9-for-25) with 4 doubles, 4 RBI, 8 runs, 3 walks and 2 stolen bases...4 doubles all came in the World Series, tied with Pepper Martin (1931 with St. Louis) for the most doubles ever in a single World Series by a rookie...Combined to go 6-for-9 (.667) with 4 doubles, 2 RBI and 3 runs in Games 3 and 4 of the World Series at COL, his only 2 starts of the postseason from the leadoff spot in the order...Went 4-for-5 with 3 doubles, 2 RBI and 2 runs in Game 3 on 10/27...Became the 3rd rookie ever to collect 4 hits in a postseason game, joining Fred Lindstrom (1924, Game 5 for NY Giants) and Joe Garagiola (1946, Game 4 for STL)...3 doubles tied for 2nd-most ever in a WS game behind Frank Isbell (CWS) on 10/13/1906...Had 2 doubles in the 3rd frame, the 2nd player in WS history to double twice in an inning, joining the D-back's Matt Williams on 11/3/01 (3rd inning).

2006: Named Red Sox Minor League Player of the Year by the Boston Chapter of the BBWAA...Led all Sox minor leaguers with 41 steals and ranked 3rd with a .303 batting average in 111 games between Single-A Wilmington and Double-A Portland.

- ⚡ Committed just 2 errors in 109 games in center field between the 2 stops.
- ⚡ Began the year with Wilmington...Received Red Sox system Base Runner of the Month honors in April...Recorded 3 doubles, 2 triples and went 7-for-8 in stolen base tries during the month.
- ⚡ On the disabled list from 4/27-5/21 with a strained right quadriceps muscle.
- ⚡ Was 1 of 3 Blue Rocks named to the mid-season Carolina League All-Star team.
- ⚡ Earned a 7/12 promotion to Portland...Hit safely in 1st 10 games with an at-bat from 7/13-23 (G1)...Went 16-for-45 (.356) with 3 doubles, 6 RBI, 6 runs and 6 steals during the stretch.
- ⚡ Named Eastern League Player of the Week for 8/7-13, batting .400 (10-for-25) with 1 double, 2 triples, 1 home run, 7 runs and 3 RBI in that time.
- ⚡ Went 8-for-10 in stolen base attempts in July, earning Sox Minor League Base Stealer of the Month Award.
- ⚡ Started and batted leadoff in all 9 of Portland's playoff games en route to the Eastern League Championship...Hit .282 (11-for-39) with 1 home run, 6 RBI and 8 runs scored.
- ⚡ Appeared in 25 games for the Peoria Javelinas of the Arizona Fall League, batting .276 (29-for-105) with 4 doubles, 3 triples, 3 RBI, 18 runs and 7 stolen bases...Selected to play in the AFL's Rising Stars game and went 1-for-4 while playing left field.

2005: Made professional debut with Short-A Lowell...Ranked 2nd in the New York-Penn League with 23 stolen bases and tied for 5th with 5 triples.

- ⚡ Named Red Sox Minor League Base Stealer of the Month for July, going a perfect 9-for-9 in steal attempts.

PERSONAL

- ⚡ Drafted by Tampa Bay in the 23rd round in 2002 out of Madras (OR) High School (did not sign)...Hit .430 with 3 homers and 20 RBI his senior year, earning league Co-Player of the Year honors.
- ⚡ Attended Oregon State University...Hit .365 (236-for-646) with 60 steals, 37 doubles, 16 homers and 101 RBI in 160 games over 3 seasons with the Beavers...Posted a .464 on-base percentage, .522 slugging percentage and .990 fielding percentage, committing only 4 errors in 387 total chances...Set the Oregon State record with 168 career runs scored and his 99 hits in 2005 marked the most in a single season in Beavers history...As a sophomore in 2004, hit .352 in 49 games and was selected to the All-Pac-10 First Team and *Baseball America's* Mid-Season Sophomore All-America Team, and received 2004 Pac-10 All-Academic Honorable Mention...Garnered 2005 Pac-10 Co-Player of the Year honors, and was named to the 2005 Louisville Slugger All-America Second Team and the College Baseball Foundation's National Honors Team...Also received 2005 Pac-10 All-Academic honorable mention.
- ⚡ Named Male Professional Athlete of the Year at the Oregon Sports Awards on 2/12/12 in Beaverton, OR
- ⚡ Competed for Falmouth of the Cape Cod League in 2004.
- ⚡ Is believed to be the 1st Native American of Navajo descent to play in the Major Leagues...Hometown of Madras, OR had a parade in his honor in November 2007.

IN THE COMMUNITY

Jacoby hosted the Nike N7 Baseball Camp in January 2012, which promoted healthy lifestyle choices and taught baseball technique to Native American children in Arizona...In 2011, visited with Make-A-Wish patients in Fort Myers and in Boston, spoke with children attending the Red Sox Baseball Academy and participated in the Red Sox on-field photo day...Has attended events that benefit the Red Sox Foundation, including the Welcome Home Dinner and Picnic in the Park, and in 2010 donated a meet and greet at the Picnic in the Park auction...Has met with fans as part of the Red Sox Destinations program and has visited with Jimmy Fund patients during their trips to Fort Myers and Pittsburgh...Launched a charity wine in 2010 with proceeds benefitting the Navajo Relief Fund, Project Bread and the Ellsbury-Read Project...Played in the Children's Hospital of Southwest Florida Celebrity Golf Classic during 2009 Spring Training...In 2008, met with children as part of the Make-A-Wish program, and signed autographs and posed for photos with kids as part of the MLB Players Trust Buses for Baseball program.

JACOBY ELLSBURY'S CAREER RECORD

YEAR	CLUB	AVG.	G	AB	R	H	2B	3B	HR	RBI	SH	SF	HB	BB	SO	SB	CS	E
2005	Lowell	.317	35	139	28	44	3	5	1	19	0	1	1	24	20	23	3	1
2006	Wilmington	.299	61	244	35	73	7	5	4	32	4	1	7	25	28	25	9	1
	Portland	.308	50	198	29	61	10	3	3	19	0	1	2	24	25	16	8	1
2007	Pawtucket	.298	87	363	66	108	14	5	2	28	1	1	4	32	47	33	6	3
	Portland	.452	17	73	16	33	10	2	0	13	0	0	4	6	7	8	1	2
	BOSTON	.353	33	116	20	41	7	1	3	18	0	2	1	8	15	9	0	0
2008	BOSTON	.280	145	554	98	155	22	7	9	47	4	3	7	41	80	50	11	0
2009	BOSTON	.301	153	624	94	188	27	10	8	60	6	6	6	49	74	70	12	2
2010	Pawtucket	.471	4	17	5	8	1	0	0	2	0	0	0	1	0	0	0	0
	Portland	.429	2	7	2	3	1	0	0	0	0	0	0	1	0	1	0	0
	Gulf Coast	.250	3	8	3	2	0	0	0	0	0	0	0	2	0	1	0	0
	BOSTON	.192	18	78	10	15	4	0	0	5	0	0	1	4	9	7	1	0
2011	BOSTON	.321	158	660	119	212	46	5	32	105	3	5	9	52	98	39	15	0
Major League Totals		.301	507	2032	341	611	106	23	52	235	13	16	24	154	276	175	39	2
Minor League Totals		.316	259	1049	184	332	46	20	10	113	5	4	18	115	127	107	27	8
Red Sox Totals		.301	507	2032	341	611	106	23	52	235	13	16	24	154	276	175	39	2

2002 Selected by the Tampa Bay Rays in the 23rd round of the First-Year Player Draft (did not sign)

2005 Signed by the Boston Red Sox as a first-round selection (23rd overall) in the First-Year Player Draft

ADDITIONAL BATTING STATISTICS

YEAR	CLUB	OBP	SLG	OPS	TB	GDP
2007	BOSTON	.394	.509	.902	59	2
2008	BOSTON	.336	.394	.729	218	9
2009	BOSTON	.355	.415	.770	259	13
2010	BOSTON	.241	.244	.485	19	0
2011	BOSTON	.376	.552	.928	364	8
Major League Totals		.354	.452	.807	919	32

DIVISION SERIES RECORD

YEAR	CLUB	AVG.	G	AB	R	H	2B	3B	HR	RBI	SH	SF	HB	BB	SO	SB	CS	E
2007	BOS vs. LAA	.000	2	1	1	0	0	0	0	0	0	0	0	0	0	0	0	0
2008	BOS vs. LAA	.333	4	18	2	6	3	0	0	6	0	0	0	2	2	3	1	0
2009	BOS vs. LAA	.250	3	12	2	3	0	1	0	0	0	0	0	0	2	0	0	0
Division Series Totals		.290	9	31	5	9	3	1	0	6	0	0	0	2	4	3	1	0

LEAGUE CHAMPIONSHIP SERIES RECORD

YEAR	CLUB	AVG.	G	AB	R	H	2B	3B	HR	RBI	SH	SF	HB	BB	SO	SB	CS	E
2007	BOS vs. CLE	.250	5	8	3	2	0	0	0	1	0	0	0	1	1	1	0	0
2008	BOS vs. TB	.000	4	14	0	0	0	0	0	1	0	1	0	1	3	0	0	0
LCS Totals		.091	9	22	3	2	0	0	0	2	0	1	0	2	4	1	0	0

WORLD SERIES RECORD

YEAR	CLUB	AVG.	G	AB	R	H	2B	3B	HR	RBI	SH	SF	HB	BB	SO	SB	CS	E
2007	BOS vs. COL	.438	4	16	4	7	4	0	0	3	0	0	0	2	2	1	0	0

ALL-STAR GAME RECORD

YEAR	CLUB	AVG.	G	AB	R	H	2B	3B	HR	RBI	SH	SF	HB	BB	SO	SB	CS	E
2011	AL at ARI	.000	1	2	0	0	0	0	0	0	0	0	0	0	2	0	0	0

CAREER FIELDING RECORD

YEAR	CLUB	POS	PCT.	G	GS	PO	A	E	TC	DP
2007	BOSTON	OF	1.000	33	28	75	0	0	75	0
2008	BOSTON	OF	1.000	140	129	332	4	0	336	2
2009	BOSTON	OF	.994	153	150	357	4	2	363	1
2010	BOSTON	OF	1.000	18	18	44	0	0	44	0
2011	BOSTON	OF	1.000	154	152	388	6	0	394	3
Career Totals		OF	.998	498	477	1196	14	2	1212	6

CAREER SINGLE-GAME HIGHS

HITS	4, 7 times, last 9/13/11 vs. TOR
DOUBLES	2, 5 times, last 9/8/11 at TOR
HOME RUNS	2, 3 times, last 9/25/11 at NYY (G1)
RBI	6, 8/6/11 vs. NYY
RUNS SCORED	4, 2 times, last 9/13/11 vs. TOR
WALKS	3, 2 times, last 6/13/09 at PHI
STRIKEOUTS	3, 10 times, last 7/30/11 at CWS
STOLEN BASES	4, 8/9/10 at NYY
HITTING STREAK	22, 5/2/09-5/27/09
EJECTIONS	1, 7/10/09 vs. KC (HP, D. Cousins)

HOME RUN NOTES

MULTI-HOME RUN GAMES (3)

2-HOME RUN GAMES (3)

Last: 9/25/11 at NYY (G1)

LEADOFF HOME RUNS (7)

Last: 7/27/11 vs. KC off Bruce Chen

GRAND SLAMS (0)

PINCH-HIT HOME RUNS (0)

EXTRA-INNING HOME RUNS (1)

9/25/11 at NYY (G2) off Scott Proctor

GAME-ENDING HOME RUNS (1)

8/3/11 vs. CLE off Joe Smith

INSIDE-THE-PARK HOME RUNS (1)

9/19/11 vs. BAL (G2) off Jeremy Accardo



LUIS EXPOSITO • 92 • C



FULL NAME: Luis Exposito

BATS: Right **THROWS:** Right **HEIGHT:** 6-3 **WEIGHT:** 210

OPENING DAY AGE: 25

BORN: January 20, 1987 in Miami, FL

RESIDES: Hialeah, FL

MAJOR LEAGUE SERVICE: 5 days

ACQUIRED: Selected in the 31st round of the 2005 First-Year Player Draft

SIGNED BY: Jon Lukens (Red Sox)

CONTRACT STATUS: Signed through 2012

CAREER HIGHLIGHTS

- Had 2 Big League stints with Boston in 2011 but has not appeared in a Major League game.
- In 7th season in the Red Sox system...Is 3rd straight year in Big League Spring Training, including a non-roster invite in 2010.

- Over last 4 minor league seasons since 2008, has hit .325 (161-for-496) against left-handed pitching...Has caught 48 of 135 attempted base stealers (35.5%) over last 2 campaigns.

2011: Spent most of the season with Pawtucket in his Triple-A debut...Also had 2 stints on Boston's roster but did not appear in a Major League game.

- Recalled on 6/8 for 1st ML stint and was on the roster for 2 games at Yankee Stadium before being optioned back to Pawtucket on 6/9...Recalled again on 9/26 and remained in the Majors through the end of the season.

- Appeared in 89 games with Pawtucket, including a team-leading 74 tilts behind the plate...Batted .242 (80-for-330) with 17 doubles, 8 home runs, 36 RBI and 26 walks.

- Ranked 2nd on the team (min. 50 AB) with a .330 clip (29-for-88) vs. LHP...Also posted a .392 OBP and .489 SLG against southpaws...Hit .282 (35-for-124) after the All-Star break, including a .300 clip (33-for-110) over his last 30 games beginning 7/20.

- Threw out 18 of 55 potential base stealers (32.7%), 3rd best among qualifying Triple-A catchers.

- Blasted his 1st career grand slam on 8/25 at Syracuse...Tallied a season-high 4 RBI in that contest.

- Was the PawSox starting catcher for all 3 games in the semi-finals of the International League playoffs.

2010: Played entire year with Double-A Portland, playing in a career-high 125 games...Also had career marks in at-bats (473), hits (123), doubles (39), RBI (94) and walks (55), and tied in runs (65).

- Paced the Sea Dogs and finished among Eastern League leaders in RBI (3rd) and doubles (4th)...94 RBI were also 3rd most among all Red Sox minor leaguers, behind Ryan Lavarnway (102) and Anthony Rizzo (100)...Also topped Portland batters with 37 multi-hit contests and 23 multi-RBI games.

- Caught 30 of 80 attempted base stealers for a league-best 37.5 percent caught stealing rate.

- Played 85 games behind the plate...Led EL backstops with 95 assists but yielded the most passed balls with 14...Also appeared as the designated hitter in 40 games.

- Hit .344 (44-for-128) off left-handers compared to .229 (79-for-345) off righties.

- Set a franchise record for doubles in May with 13, hitting .294 (32-for-109) with a homer and 21 RBI in the month.

- Tallied 2nd career multi-homer game with 2 HR on 7/29 at Harrisburg and collected a career-high 5 RBI.

- After the season, played 17 games with Aguilas Cibaenas of the Dominican Winter League (6-for-46, HR, 5 RBI).

- Added to Boston's 40-man roster on 11/19.

2009: Combined to hit .287 (109-for-380) with 9 home runs and 57 RBI between Single-A Salem and Double-A Portland.

- Combined to throw out 33 of 124 (26.6 percent) attempted base stealers...Posted .987 fielding pct. (10 E/746 TC).

- Began the year with Salem, appearing in 76 games...Finished 2nd on the club with 24 doubles...Hit .313 (45-for-144) in 39 contests at Fluor Field in Salem.

- Hit .344 (31-for-90) in 23 games from 6/5-7/15...Earned 8/4 promotion to Portland and hit safely in 20 of 23 tilts.

- Ranked 6th in the Eastern League with a .354 August AVG (28-for-79)...Had a Sea Dogs season-long, 12-game hit streak from 8/19-9/6, batting .340 (16-for-47) in that time.

- Batted .314 (16-for-51) with 1 homer in 14 games for Mesa of the Arizona Fall League...Hit safely in each of his final 7 AFL games, going 11-for-28 (.393) in those contests.

2008: Had career highs with a .293 average (122-for-417) and 21 home runs between Single-A Greenville and Single-A Lancaster.

- Was 1 of 4 members of the Drive selected to the South Atlantic League All-Star squad.
- Collected 1st career multi-homer game, knocking 2 at Hickory on 6/12.
- Promoted to Lancaster on 6/25...Had a career-best, 16-game hit streak from 7/18-8/5, batting .324 (23-for-71) with 7 homers and 16 RBI in that span...Went deep in 4 straight games from 7/18-21.
- Hit .297 (11-for-37) in 9 playoff games for the JetHawks.

2007: Played a career-low 9 games for Single-A Greenville.

- Went 7-for-24 (.292) through his 1st 7 contests from 5/19-27.

2006: Made professional baseball debut with Short-A Lowell and finished 3rd on the club with 52 hits and 5th with 23 RBI.

- Represented the Spinners at the New York-Penn League All-Star Game in Aberdeen, MD on 8/16.
- Batted .300 (27-for-90) with 11 RBI in August, hitting safely in 11 of the last 13 games of the month.

PERSONAL

- Has a daughter, Elise Amaya.
- Attended St. Petersburg (FL) Junior College.
- Participated in the 2010 Red Sox Rookie Program.

IN THE COMMUNITY

During Spring Training in 2011, was a contestant in the Red Sox Foundation's "Dancing with the New Stars" event... While in Boston with the Red Sox Rookie Program in 2010, attended the New Stars for Young Stars event, benefitting the Jimmy Fund... The rookies also visited with patients at the Jimmy Fund and Children's Hospital Boston.

LUIS EXPOSITO'S CAREER RECORD


YEAR	CLUB	AVG.	G	AB	R	H	2B	3B	HR	RBI	SH	SF	HB	BB	SO	SB	CS	E
2006	Lowell	.250	57	208	18	52	13	0	1	23	2	2	3	13	44	1	1	6
2007	Greenville	.233	9	30	3	7	0	0	0	2	0	0	0	2	5	0	0	1
2008	Greenville	.283	49	191	34	54	8	1	11	31	0	0	1	12	42	1	1	2
	Lancaster	.301	55	226	31	68	13	2	10	37	0	2	2	9	47	0	1	4
2009	Salem	.274	76	288	28	79	24	1	6	45	0	4	4	23	49	3	1	7
	Portland	.337	23	92	14	31	5	0	3	12	0	0	1	4	27	1	2	3
2010	Portland	.258	125	473	65	122	39	1	11	94	0	8	6	55	92	1	2	7
	Pawtucket	.242	89	330	33	80	17	0	8	36	0	2	1	26	79	0	2	4
Minor League Totals		.268	483	1838	226	493	119	5	50	280	2	18	18	144	385	7	10	34

2005 Signed by the Boston Red Sox as a 31st-round selection (club's 34th pick) in the First-Year Player Draft

HOW THEY BECAME THE RED SOX

As 1 of 8 clubs to enter into the newly formed American League in 1901, the Red Sox were initially called the Boston Americans. Other nicknames for the club at that time were the Somersets, after original owner Charles W. Somers; Plymouth Rocks; Speed Boys; Puritans; Pilgrims, but they were officially called the Americans. These various names were applied until December 18, 1907, when the current name "Red Sox" was adopted. The origin of this name is traced to the Boston Red Stockings of the powerful National League in the 1870's and 1880's. In 1907 the Red Stockings (who later became the Braves) abandoned the red hosiery they customarily wore. Manager Fred Tenney believed that the red dye in the socks could possibly cause infection in spike wounds. Red Sox Owner John I. Taylor stated, "From now on we'll wear red stockings, and I'm grabbing that name Red Sox!"

JUSTIN GERMANO • 50 • RHP



FULL NAME: Justin William Germano
BATS: Right **THROWS:** Right **HEIGHT:** 6-2 **WEIGHT:** 210
OPENING DAY AGE: 29 (Turns 30 on August 6)
BORN: August 6, 1982 in Pasadena, CA
RESIDES: Cape Coral, FL
MAJOR LEAGUE SERVICE: 2 years, 38 days
ACQUIRED: Signed as a minor league free agent on Jan. 9, 2012
SIGNED BY: Jim Woodward (Padres)
CONTRACT STATUS: Signed through 2012

NON-ROSTER INVITEE

CAREER HIGHLIGHTS

- Has appeared in the Majors with the Padres (2004, 2007-08), Reds (2006) and Indians (2010-11)...Owns a 3.50 ERA (24 ER/61.2 IP) in 43 career Major League relief appearances.
- Has issued just 1.67 walks per 9.0 IP (237 BB/1,278.1 IP) in 237 career minor league appearances (199 starts).
- Named Padres Minor League Pitcher of the Year in 2002 after combining for a 14-5 record and a 2.94 ERA (57 ER/174.2 IP) in 27 starts between 2 Single-A stops.
- Pitched in Japan for the NPB's SoftBank Hawks...Spent the 2nd half of 2011 with Samsung of the Korea Baseball Organization.

2011: Split the season between the Indians organization and Korea.

- Made the Indians Opening Day roster after entering Spring Training as a non-roster invitee...Pitched in 9 games for the Tribe in relief, including 6 scoreless appearances.
- Went 5 straight appearances without a run allowed from 4/8-28 (6.0 IP).
- Designated for assignment on 5/19 and outrighted to Triple-A Columbus on 5/24...Remained with the Clippers until his 8/5 release.
- Went 1-2 with a 4.22 ERA (23 ER/49.0 IP) and 39 strikeouts compared to just 4 walks for Columbus in 16 games, including 6 starts.
- Among hurlers with at least 45.0 IP with Columbus, led the squad in WHIP (1.10) and ground out-to-air out ratio (1.51).
- Tossed the 1st 9.0-inning perfect game in Clippers history on 7/26 at Syracuse, the only no-hitter at the Triple-A level in 2011...Threw 95 pitches (69 strikes) in the 3-0 win...Was named International League Pitcher of the Week for 7/25-31.
- Finished year with Samsung of the Korean Baseball Organization and went 5-1 with a 2.78 ERA (14 ER/45.1 IP).

2010: Spent the last 2 months of the season with Cleveland and made 22 relief appearances and 1 start for the Tribe.

- Promoted to the Majors on 7/30 and posted a 2.16 ERA (8 ER/33.1 IP) and .169 opponent AVG (20-for-118) in relief with Cleveland.
- Allowed the 1st batter to reach in just 2 of his 22 Major League outings (single, walk) and posted a .156 clip (5-for-32) against leadoff batters overall with the Indians.
- 17 of his 22 relief appearances with Cleveland were scoreless...Did not allow an earned run in his 1st 11 outings with the club from 7/30-8/27 (16.2 IP), the longest such streak of his career.
- Posted a .1372 opponent AVG (7-for-51) over his last 9 relief appearances of the year from 9/5-29, the 2nd-best mark in the AL in that time (min. 50 BF) after BOS's Jon Lester (.1368).
- Took the loss in his only start of the season, 10/3 at CWS in Cleveland's final game...Was his 1st ML start since 5/2/08 while with SD.

2009: Spent the season with the Fukuoka SoftBank Hawks of the NBP's Pacific League, his only season in Japan.

- Went 5-4 with a 4.38 ERA (37 ER/76.0 IP) in 14 games, including 13 starts...Walked just 10 batters and struck out 42.

2008: Split time between San Diego and the club's Triple-A affiliate in Portland.

- Opened season in Padres rotation, going 0-3 with a 6.35 ERA (24 ER/34.0 IP) in 6 starts...Had a 1.35 ERA (3 ER/20.0 IP) over his 1st 3 starts, including back-to-back outings without an earned run in his 1st 2 starts of the year.

🔴 Joined the bullpen on 5/9 and made 6 relief appearances from 5/9-21, posting a 4.66 ERA (5 ER/9.2 IP) in that role...Held opponents scoreless in his 1st 4 relief appearances (5.1 IP).

🔴 Was designated for assignment on 5/22 and outrighted to Triple-A Portland on 5/27, where he spent the rest of the season serving mostly as a starter.

🔴 Allowed 1 run in 5.0 innings during the opening game of MLB's China Series, an exhibition against LAD on 3/15 at Wukesong Stadium in Beijing.

2007: Returned to the Padres organization after a 3/19 waiver claim from Philadelphia... Spent most of the season with San Diego, setting career highs with 7 wins, 26 appearances and 23 starts.

🔴 Received an average of just 3.65 runs of support per 9.0 innings (54 RS/133.1 IP), the 4th-lowest run support average in the National League (min. 120.0 IP)...The Padres scored just 12 total runs while he was in the game in his 10 losses.

🔴 Went 5-0 with a 2.36 ERA (11 ER/42.0 IP) in his 1st 7 starts with San Diego after his contract was purchased from Triple-A Portland on 5/7.

🔴 Allowed 3 earned runs or less in a career-high 6 straight starts from 8/5-9/2, posting a 3.44 ERA (13 ER/34.0 IP) in that time.

🔴 Made 3 relief appearances over the final 2 weeks of the season.

🔴 Began the year with Triple-A Portland, going 4-0 with a 1.69 ERA (6 ER/32.0 IP) in 5 starts...Held Triple-A opponents to a .197 average (23-for-117).

2006: Pitched in 2 games for Cincinnati but spent most of the season at the Triple-A level, combining to go 10-6 with a 3.48 ERA (60 ER/155.1 IP) between Triple-A Louisville and Philadelphia's Scranton/Wilkes-Barre.

🔴 Had 2 stints with the Reds...Recalled to the Majors on 5/30 and threw a scoreless inning of relief that day at CHC...Optioned back to Triple-A on 6/5 but returned for a 7/29 start at MIL in which he allowed 4 runs in 5.2 innings for the loss but fanned a career-high 8 batters.

🔴 Allowed 3 ER or less in 14 of his 19 outings with Louisville.

🔴 Traded to Philadelphia in exchange for LHP Rheal Cormier on 7/31...Was assigned to SWB and went 2-0 with a 2.82 ERA (12ER/38.1 IP) in 6 starts.

2005: Spent year in Triple-A with San Diego's Portland club and Cincinnati's Louisville affiliate.

🔴 Began the season in Portland and posted a 3.70 ERA (46 ER/112.0 IP) in 19 starts before being traded to the Reds with RHP Travis Chick in exchange for 3B Joe Randa on 7/23.

🔴 In his final start for Portland on 7/19 vs. Sacramento, threw a complete-game, 4-hit shutout and was named the Pacific Coast League Pitcher of the Week for 7/18-24.

🔴 At the time of the trade ranked among Pacific Coast League pitching leaders in strikeouts (3rd, 100) and ERA (9th, 3.70).

🔴 Assigned to Triple-A Louisville following the trade and posted 5 quality starts in 8 outings the rest of the way.

2004: Began the season with Double-A Mobile, spent the majority of the season with Triple-A Portland and made his Major League debut with 8 appearances for the Padres.

🔴 Recalled by the Padres on 5/18 and started 3 games with a 6.59 ERA (10 ER/13.2 IP) before being optioned back to Portland 6/6.

🔴 Earned the win with 4 runs allowed over a 5.0-inning start in his ML debut on 5/22 at PHI.

🔴 Recalled again on 9/6 and pitched in 4 more games (2 starts) for the Padres.

🔴 Opened the season with Double-A Mobile and earned a promotion to Triple-A Portland on 5/3, his 1st Triple-A action.

🔴 Ranked 3rd among qualifying Pacific Coast League hurlers with a 3.38 ERA (46 ER/122.2 IP)...Tied for the circuit lead with 2 shutouts.

🔴 Had a 23.0-inning scoreless streak from 7/7-20...Won back-to-back 9.0-inning complete game shutouts on 7/15 vs. Las Vegas (2 H) and 7/20 vs. Tacoma (5 H) to earn Pacific Coast League Pitcher of the Week honors for 7/12-18 and 7/19-25.

2003: Split the season between High-A Lake Elsinore and Double-A Mobile, combining to go 11-10 with a 4.27 ERA (80 ER/168.2 IP) in 28 starts.

🔴 Began the season with the Storm...Remained with Mobile for the duration of the season after a 7/16 transfer.

🔴 Allowed 1 run in a complete game 3-hitter on 8/19 vs. Huntsville.

🔴 Was added to the Padres' 40-man roster following the season.

2002: Named San Diego's Minor League Pitcher of the Year after combining for a 14-5 record and a 2.94 ERA (57 ER/174.2 IP) in 27 starts between Single-A Fort Wayne and High-A Lake Elsinore.

👉 Led Padres minor leaguers in wins while ranking 3rd in ERA and strikeouts (137).

👉 Named to the Midwest League's mid-season All-Star team...Issued just 0.98 unintentional walks per 9.0 innings, the best mark among circuit qualifiers.

👉 Went 5-0 with a 2.65 ERA (16 ER/54.1 IP) over an 8-start span from 5/11-6/23.

👉 Had a 0.95 ERA (2 ER/19.0 IP) with a .174 opponent AVG (12-for-69) in his season-ending 3-start stint with Lake Elsinore.

2001: Split the season with Single-A Fort Wayne and Short-A Eugene, combining to go 8-11 with a 4.16 ERA (67 ER/145.0 IP) in 26 starts.

👉 Went 2-6 with Fort Wayne prior to a transfer to Eugene on 6/16, where he topped the Northwest League with 2 complete games and allowed the fewest unintentional walks per 9.0 innings among NWL starters (1.23).

2000: Pitched for the Rookie-level Arizona League Padres in his 1st professional season.

👉 Ranked 3rd in the AZL with 67 strikeouts and 4th with 66.2 innings split between the rotation (8 starts) and the bullpen (9 relief outings).

PERSONAL

👉 He and his wife, Logan, have a son, Luke.

👉 Graduated from Claremont (CA) High School.

JUSTIN GERMANO'S CAREER RECORD

YEAR	CLUB	W-L	ERA	G	GS	CG	SHO	SV	IP	H	R	ER	HR	HB	BB	SO	WP	BK
2000	AZL Padres	5-5	4.59	17	8	0	0	1	66.2	65	36	34	4	3	9	67	5	1
2001	Fort Wayne	2-6	4.98	13	13	0	0	0	65.0	80	47	36	7	7	16	55	6	0
	Eugene	6-5	3.49	13	13	2	0	0	80.0	77	35	31	5	5	11	74	1	0
2002	Fort Wayne	12-5	3.18	24	24	1	0	0	155.2	166	63	55	14	4	19	119	4	2
	Lake Elsinore	2-0	0.95	3	3	0	0	0	19.0	12	3	2	1	1	5	18	1	0
2003	Lake Elsinore	9-5	4.23	19	19	1	0	0	110.2	127	61	52	4	9	25	78	2	0
	Mobile	2-5	4.34	9	9	1	0	0	58.0	60	34	28	6	5	13	44	0	0
2004	Mobile	2-1	2.51	5	5	0	0	0	32.1	31	11	9	3	1	7	20	0	0
	SAN DIEGO	1-2	8.86	7	5	0	0	0	21.1	31	24	21	2	0	14	16	0	0
	Portland	9-5	3.38	20	20	2	2	0	122.2	113	48	46	12	5	25	98	3	0
2005	Portland	7-6	3.70	19	19	1	1	0	112.0	111	56	46	13	5	32	100	2	0
	Louisville	3-2	4.01	8	8	0	0	0	49.1	62	27	22	7	5	5	38	2	0
2006	Louisville	8-6	3.69	19	18	0	0	0	117.0	124	53	48	11	9	22	67	1	2
	CINCINNATI	0-1	5.40	2	1	0	0	0	6.2	8	4	4	1	1	3	8	0	0
	Scranton/WB	2-0	2.82	6	6	0	0	0	38.1	40	13	12	2	1	2	25	0	0
2007	Portland	4-0	1.69	5	5	0	0	0	32.0	23	7	6	0	1	3	20	1	0
	SAN DIEGO	7-10	4.46	26	23	0	0	0	133.1	133	72	66	14	8	40	78	1	0
2008	Portland	2-9	5.51	17	16	1	0	0	98.0	119	67	60	12	2	25	67	3	0
	SAN DIEGO	0-3	5.98	12	6	0	0	0	43.2	54	31	29	8	1	13	17	4	0
2009	Fukuoka	5-4	4.38	14	13	1	0	0	76.0	92	40	37	6	6	10	42	0	2
2010	Akron	2-1	2.79	7	1	0	0	0	19.1	17	6	6	0	0	4	16	0	0
	CLEVELAND	0-3	3.31	23	1	0	0	0	35.1	27	15	13	6	6	8	29	0	0
	Columbus	3-2	3.38	17	6	1	1	1	53.1	49	23	20	8	1	10	37	2	0
2011	Columbus	1-2	4.22	16	6	1	1	3	49.0	50	23	23	5	3	4	39	0	1
	CLEVELAND	0-1	5.68	9	0	0	0	0	12.2	15	8	8	1	2	5	5	0	0
	Samsung	5-1	2.78	8	--	--	--	0	45.1	45	17	14	3	0	6	29	-	-
Major League Totals		8-20	5.02	79	36	0	0	0	253.0	268	154	141	32	18	83	153	5	0
Minor League Totals		81-65	3.77	237	199	11	5	5	1278.1	1326	613	536	114	67	237	982	33	6
Japan Totals		5-4	4.38	14	13	1	0	0	76.0	92	40	37	6	6	10	42	0	2
Korea Totals		5-1	2.78	8	-	-	-	0	45.1	45	17	14	3	0	6	29	-	-

2000 Signed by the San Diego Padres as a 13th-round selection in the 2000 First-Year Player Draft

2005 Acquired by the Cincinnati Reds with RHP Travis Chick in exchange for 3B Joe Randa on 7/23

2006 Acquired by the Philadelphia Phillies in exchange for LHP Rheal Cormier on 7/31

2007 Claimed off waivers by the San Diego Padres on 3/19

2010 Signed by the Cleveland Indians as a free agent on 3/24

2011 Signed by the Cleveland Indians as a minor league free agent on 1/27...Released on 8/5

2012 Signed by the Red Sox as a minor league free agent on 1/9

CAREER FIELDING RECORD

YEAR	CLUB	POS	PCT.	G	GS	PO	A	E	TC	DP
2004	SAN DIEGO	P	1.000	7	5	1	3	0	4	0
2006	CINCINNATI	P	1.000	2	1	1	0	0	1	0
2007	SAN DIEGO	P	1.000	26	23	11	21	0	32	1
2008	SAN DIEGO	P	1.000	12	6	9	4	0	13	1
2010	CLEVELAND	P	1.000	23	1	1	6	0	7	0
2011	CLEVELAND	P	1.000	9	0	0	5	0	5	0
Career Totals		P	1.000	79	36	23	39	0	62	2

CAREER BATTING TOTALS

	AVG.	G	AB	R	H	2B	3B	HR	RBI	SH	SF	HB	BB	SO	SB	CS	E
Major League Totals	.180	79	50	3	9	2	0	0	3	11	0	0	3	21	0	0	0

CAREER SINGLE-GAME HIGHS

INNINGS PITCHED

7.0, 3 times, last 4/16/08 for SD vs. COL (start)
3.0, 2 times, last 4/1/11 for CLE vs. CWS (relief)

LOW-HIT COMPLETE GAME

None

STRIKEOUTS

8, 7/29/06 for CIN at MIL

HITS ALLOWED

10, 2 times, last 4/21/08 for SD at HOU

RUNS ALLOWED

10, 4/21/08 for SD at HOU

WALKS ALLOWED

5, 5/27/04 for SD at COL

HOME RUNS ALLOWED

3, 5/2/08 for SD at FLA

WINNING STREAK

5, 5/13/07-6/14/07

EJECTIONS

None



ADRIAN GONZALEZ • 28 • 1B



FULL NAME: Adrian Gonzalez
BATS: Left **THROWS:** Left **HEIGHT:** 6-2 **WEIGHT:** 225
OPENING DAY AGE: 29 (Turns 30 on May 8)
BORN: May 8, 1982 in San Diego, CA
RESIDES: San Diego, CA
MAJOR LEAGUE SERVICE: 6 years, 108 days
ACQUIRED: From San Diego in exchange for OF Reymond Fuentes, RHP Casey Kelly, 1B Anthony Rizzo and a player to be named later (INF/OF Eric Patterson) on December 6, 2010
SIGNED BY: David Finley (Marlins)
CONTRACT STATUS: Signed through 2018

CAREER HIGHLIGHTS

✿ Enters his 2nd season with the Red Sox...In his 1st season with the club in 2011, tied for the Major League lead with 213 hits...That total matched the 4th most in Red Sox history.

✿ Has also seen Major League action with the Rangers (2004-05) and Padres (2006-10).

✿ Named to the All-Star team in each of the last 4 years, in the NL from 2008-10 with San Diego and in the AL with Boston in 2011...Is 1 of 8 players to be named an All-Star in all 4 seasons from 2008-11, joining Ryan Braun, Roy Halladay, Josh Hamilton, Derek Jeter, Tim Lincecum, Brian McCann and Mariano Rivera...Halladay, Hamilton and McCann are the only others to appear in each of the last 4 Mid-summer Classics.

✿ Has won 3 Rawlings Gold Glove Awards at 1st base, including 2 in the NL (2008-09) and 1 in the AL (2011).

✿ Tabbed the Padres MVP 4 times (2006, 2008-10)...Received the Padres Chairman's Award in 2007 for contributions to the community.

✿ Was San Diego's recipient of the Heart and Hustle Award from the MLB Players Alumni Association in 2008 and 2010...Voted on by MLB Alumni, the award is presented annually to an active player who demonstrates a passion for the game of baseball and best embodies the values, spirit, and traditions of the game.

✿ Joins Miguel Cabrera, Matt Holliday and Albert Pujols as the only players to post a SLG of .500 or better in each of the last 6 seasons since 2006.

✿ Ranks 7th in the Majors with 134 home runs since the start of the 2008 season...Is 1 of 9 Major Leaguers with at least 25 long balls in each of the last 5 seasons and is 1 of 13 players with 20 or more home runs in each of the last 6 years.

✿ Collected at least 100 RBI 4 times in the last 5 seasons since 2007, 1 of 9 Major Leaguers to do so in that time...Ranks 7th in the Majors since the beginning of 2007 with 536 RBI.

✿ Leads Major League 1st basemen since 2006 in games played (948) and innings played (8,330.2), is 2nd in starts (934) total chances (8,604) and assists (774) and is 3rd in putouts (7,788)...Ranks 3rd in zone range (.882) at the position in that time.

✿ Selected by the Florida Marlins with the 1st overall pick in the 2000 First-Year Player Draft...Signing scout, David Finley, is now Boston's Director of Player Personnel...Was just the 2nd 1st baseman in baseball history to be selected 1st overall after the Yankees Ron Blomberg in 1967.

✿ Ranks 2nd on San Diego's all-time home runs list with 161, trailing only Nate Colbert's 163...Also ranks among the franchise's all-time leaders in SLG (1st, .514), OPS (1st, .888), AVG (3rd, .288), extra-base hits (3rd, 344), RBI (4th, 501), OBP (4th, .374), total bases (4th, 1,529), runs (5th, 464), doubles (T-5th, 176), hits (6th, 856), walks (6th, 403) and at-bats (8th, 2,975) (min. 3,000 PA for AVG, OBP, SLG and OPS).

✿ Led the Padres in hits, homers and SLG in each of his 5 seasons in San Diego...His 57 homers at PETCO Park are the most since it opened in 2004...His 4 career multi-homer games at PETCO are also the most at the park.

✿ Older brother, Edgar, made his Big League debut with the Friars in 2008...They were the 6th set of brothers to play for the Padres and 4th pair to play together.

✿ Hit .357 (5-for-14) with 2 runs and 3 walks in 4 Division Series games with the Padres in 2006, his only postseason experience.

MAJOR LEAGUE LEADERS, 2007-11

HOME RUNS

RK	PLAYER	HR
1.	Ryan Howard	204
2.	Prince Fielder	200
3.	Albert Pujols	195
4.	Mark Teixeira	174
5.	Miguel Cabrera	173
6.	Carlos Pena	172
7.	Adam Dunn	167
8.	Alex Rodriguez	165
9.	Adrian Gonzalez	164
10.	Dan Uggla	163

RBI

RK	PLAYER	RBI
1.	Ryan Howard	647
2.	Miguel Cabrera	580
3.	Albert Pujols	571
4.	Mark Teixeira	567
5.	Prince Fielder	565
6.	Alex Rodriguez	546
7.	Adrian Gonzalez	536
8.	Ryan Braun	531
9.	Matt Holliday	512
10.	Carlos Lee	504

2011: In his 1st season with the Red Sox, tied for the Major League lead with a career-high 213 hits and led the Majors with 66 multi-hit games...Named to 4th straight All-Star team.

⚡ Tied for the 4th-most hits in team history, the most ever by a Red Sox 1st baseman as well as the most by a player in his debut campaign with the club.

⚡ His 66 multi-hit games were the most by a Red Sox since Nomar Garciaparra in 1997 (68)...Tied for the ML lead with 25 games with 3+ hits, the most by a Red Sox since Wade Boggs in 1988 (28).

⚡ Also ranked among AL leaders in AVG (2nd, .338), RBI (3rd, 117), total bases (2nd, 345), doubles (T-6th, 45), extra-base hits (5th, 75), runs (5th, 108), games (T-4th, 159), at-bats, (8th, 630), SLG (7th, .548), OBP (3rd, .410), OPS (3rd, .957), intentional walk (3rd, 20), home AVG (3rd, .347), road AVG (3rd, .327), night AVG (4th, .348), day AVG (7th, .316), AVG vs. RHP (2nd, .347) and RISP AVG (6th, .337)...Grounded into 28 double plays, most in the AL.

⚡ Set career highs in hits, runs, AVG, OBP and total bases.

⚡ The only other Red Sox ever to post an AVG of .338 or better in at least as many at-bats or games played was Wade Boggs in 1985 (.368, 653 AB, 161 G)...His .338 clip was the best by a Red Sox qualifier in his 1st season with the club since Jimmie Foxx in 1936 (.338).

⚡ Was the only Major Leaguer in 2011 to finish the year with at least 200 hits and 115 RBI and just the 3rd Red Sox ever to reach the mark (5th time), joining Mo Vaughn (1996, 1998) and Jim Rice (1978-79).

⚡ Was the 1st AL 1st baseman to reach 213 hits, 117 RBI and 75 extra-base hits in a season since CLE's Hal Trosky in 1936 (216 H, 162 RBI, 96 XBH)...In that time, the only other Major League 1st baseman to reach those marks was COL's Todd Helton in 2000 (216 H, 147 RBI, 103 XBH).

⚡ Became the 5th Red Sox player (15th time) ever with 25+ homers and a .338 AVG or better in the same season, joining Jimmie Foxx (1936, 1938-39), Ted Williams (1941-42, 1946-49, 1954, 1955, 1957), Nomar Garciaparra (1999) and Manny Ramirez (2002).

⚡ Finished 2nd in the AL with 30 go-ahead RBI and 3rd with 17 game-winning RBI.

⚡ Named 1st baseman on Rawlings' AL Gold Glove Team, his 3rd career Gold Glove Award and 1st in the AL... Became the 3rd Red Sox 1st baseman to win a Gold Glove, joining George Scott (1967-68, 1971) and Kevin Youkilis (2007)...Was the 1st player to win a Gold Glove at any position in his 1st season with the Red Sox.

⚡ Was elected an All-Star starter for 1st time, his 4th career All-Star nod and 1st in the AL...Went 1-for-2 in the 7/12 exhibition at ARI, accounting for the AL's only run and only extra-base hit with a solo HR in the 4th inning off Cliff Lee...Placed 2nd with 31 total homers in the Home Run Derby, his 2nd career derby competition.

⚡ Named the 1st baseman on *The Sporting News'* year-end AL All-Star team.

⚡ Finished 2nd among AL 1st basemen with a career-best .997 fielding pct. (4 E/1,351 TC) and led AL 1st sackers in games (156), starts (155), innings (1,352.2) and assists (125)...His 4 errors were the 2nd fewest ever by a Red Sox 1st baseman who made at least 140 appearances at the position after McInnis' 1921 season (1 error).

⚡ Made 2 starts in right field during Interleague action (6/29 at PHI, 7/2 at HOU), his 2nd and 3rd career games at any position other than 1st base and designated hitter (also a start in RF on 9/30/05 with TEX vs. LAA).

⚡ Boston went 51-21 (.708) when he drove in at least 1 run and 26-7 (.788) when he drove in at least 2...The Red Sox were 73-45 (.619) when he recorded a hit and 45-21 (.682) when he had at least 2 knocks.

⚡ Selected as *The Sporting News'* 1st-half AL MVP...Led the Majors with 128 hits, 77 RBI, 214 total bases, 29 doubles and 49 extra-base hits while pacing the AL in AVG (.354) and multi-hit games (40) prior to the break.

⚡ His 128 hits were the most ever for a Red Sox before the All-Star break (since 1933)...Hit .349 with 73 RBI through Boston's 1st 81 games of the season, the 1st player to reach those marks through 81 games in his 1st season with the Red Sox.

⚡ Started each of Boston's 1st 85 games through 7/5, the most consecutive starts to begin a Red Sox season since Mo Vaughn in 1996 (1st 99 games)...Did not play on 7/6, snapping a streak of 166 consecutive team games played dating back to 7/4/10.

⚡ Was the 1st Major Leaguer to reach 50 RBI, doing so in his 59th game on 6/5...Over the previous 60 years, only Manny Ramirez (40 G) and Carl Everett (46) reached 50 RBI fewer games into their Red Sox careers.

⚡ Led the Majors in RBI and AVG through 8/27, the latest date that a Sox player has led the Majors in both categories at the same time since 1949, when Ted Williams did it through 10/1.

⚡ Ranked among Interleague leaders in hits (2nd, 33), total bases (3rd, 46), RBI (T-3rd, 17) and AVG (3rd, .423).

⚡ Paced Major League road leaders in total bases (183) and extra-base hits (tied, 44).

⚡ Topped the Majors (min. 30 PA) with a .486 AVG (34-for-70) in 18 games against Baltimore...Since 1946, the only Red Sox batter with a better single-season mark against the O's was Marty Barrett in 1987 (.529).

ALL-TIME RED SOX SINGLE-SEASON HITS LEADERS

HITS	PLAYER	YEAR
240	Wade Boggs	1985
222	Tris Speaker	1912
214	Wade Boggs	1988
213	Adrian Gonzalez	2011
213	Dustin Pedroia	2008
213	Jim Rice	1978

♣ Made his Red Sox debut on 4/1 at TEX and hit an RBI single in the 1st inning...Notched his 2nd career stolen base, his only of the season, in that game, 1st since 4/28/09 at COL... Connected for 1st homer as a Red Sox on 4/6 at CLE, a 2-run shot in the 7th.

♣ 4/8 vs. NYY marked his 1st-ever contest at Fenway Park in his 865th career Major League game...At the time, Aramis Ramirez (1,540) was the only active player with more career games without playing at Fenway Park.

♣ Scored his 500th career run on 4/29 vs. SEA...Tripled in the 4th inning on 6/19 vs. MIL for 1,000th career hit.

♣ In May, led the Majors with 42 hits and ranked 2nd with 31 RBI, the most by a Red Sox in May since 1999 (Nomar Garciaparra, 33)...Was the only Major Leaguer with 40+ hits and 30+ RBI in any month of 2011 and the 1st Red Sox to do it in May since Jim Rice in 1978 (45 H, 33 RBI).

♣ Hit 9 May homers, with 8 in 11 games from 5/3-14, including in 4 straight tilts from 5/10-14 (5 total HR).

♣ Hit a walk-off, 2-run double in the 9th inning for an 8-7 win on 5/16 vs. BAL...Was his 5th career walk-off hit...Drove in the go-ahead run with an RBI double in the 11th inning of Boston's 4-2 win at LAA on 4/21.

♣ Named AL Player of the Month for June, his 1st career monthly honor...Hit a Major League-best .404 (40-for-99) with 8 doubles, 2 triples, 6 homers and 25 RBI in 25 games during the month and ranked among AL June leaders in RBI (T-1st), hits (2nd), runs (2nd), OBP (2nd, .478) and SLG (2nd, .707).

♣ Notched a career-high 9-game RBI streak from 6/3-12 (14 total RBI), tied for longest in the AL in 2011 and the longest by a Red Sox since Manny Ramirez's 10-gamer from 9/14-24/02...Boston won each of the 9 games during that stretch, making Gonzalez just the 4th Major Leaguer since 1935 to drive in a run in 9 or more consecutive games with their team winning each, joining Al Rosen (9 games, 1954 Indians), Sixto Lezcano (9, 1982 Padres) and Dwight Evans (10, 1989 Red Sox).

♣ Posted a season-high 14-game hit streak from 7/20-8/4, batting .483 (28-for-58) in the stretch...Hit .415 (27-for-65) with 6 homers, 17 runs and 17 RBI during a season-high 17-game on-base streak from 5/29-6/17.

♣ Had multiple hits in a career-high 7 straight games from 7/24-31, tied for the longest such streak in the Majors in 2011...Was the longest multi-hit streak by a Red Sox since Kevin Youkilis' 9-gamer from 5/20-29/07.

♣ Tabbed AL Player of the Week for 8/22-28, his 5th career weekly honor...In 7 games, hit .393 (11-for-28) with a double and 8 runs while leading the Majors with 5 homers (tied), 9 RBI (tied) and 27 total bases.

♣ Hit 5 homers in a 3-game span from 8/23-25 at TEX, the 1st Red Sox with 5 home runs over 3 tilts since Kevin Millar, 7/21-23/04...Went deep twice on 8/23 and 8/25, his 12th and 13th career multi-homer tilts...Also went deep twice on 5/10 at TOR.

♣ Participated in Boston's 5-4-3 triple play on 8/16 vs. TB (G2) with Jed Lowrie and Dustin Pedroia, the 1st triple play turned by Boston since SS John Valentin did it unassisted on 7/8/94 vs. SEA.

♣ On 9/3 vs. TEX became the 1st Red Sox 1st baseman in the Divisional Era (since 1969) to turn a pair of unassisted double plays in a game.

2010: Named to 3rd consecutive NL All-Star team in last season in San Diego and won 4th team MVP Award...Paced Majors with a .407 AVG (48-for-118) with RISP.

♣ Earned 3rd straight Padres Most Valuable Player Award from the San Diego Chapter of the BBWAA, 4th time overall receiving the honor (also 2006)...Finished 4th in NL MVP voting (1 2nd-place vote, 3 3rd).

♣ Recorded 4th consecutive 30-home run season (31) and 3rd career 100-RBI campaign (101)...His 4, 30-home run seasons extended his franchise record (2 more than Phil Nevin, Fred McGriff and Nate Colbert) while 3, 100-RBI seasons tied Phil Nevin for the most in club history.

♣ Jumped from 5th (130 HR) to 2nd (161) on the Padres all-time home run list, passing Ryan Klesko (133), Tony Gwynn (135), Dave Winfield (154) and Phil Nevin (156).

♣ Ranked among NL leaders in games played (T-5th, 160), hits (7th, 176), home runs (T-8th, 31), RBI (12th, 101), total bases (T-6th, 302), walks (3rd, 93), intentional walks (2nd, 35), on-base percentage (5th, .393), slugging (9th, .511) and OPS (7th, .904).

♣ Placed 5th in the NL with a .315 clip (97-for-308) on the road and 6th in the circuit with a .337 mark (67-for-199) against left-handed pitching.

♣ Tied for 2nd in the NL with a .545 AVG (6-for-11) with the bases loaded, including 3 grand slams: 4/23 at CIN off Micah Owings, 6/2 vs. NYM off Raul Valdes (a walk-off), and 8/26 vs. ARI off Sam Demel...The 3 slams tied for the most in the Majors with Kansas City's Yuniesky Betancourt and New York's (AL) Alex Rodriguez...Walk-off slam on 6/2 vs. NYM gave San Diego a 5-1 win in 11 innings and was the 5th game-ending grand slam in Padres history.

♣ Led the Padres in most offensive categories, including runs (87), hits, doubles (33), home runs, RBI, walks, AVG (.298), OBP (.393), SLG (.511), extra-base hits (64) and total bases.

MAJOR LEAGUE 1ST BASEMEN WITH 213 HITS, 117 RBI AND 75 XBH IN A SEASON SINCE 1935

YEAR	PLAYER, TEAM	HITS	RBI	XBH
2011	Adrian Gonzalez, BOS	213	117	75
2000	Todd Helton, COL	216	147	103
1936	Hal Trosky, CLE	216	162	96

- 🔴 Finished 2nd among NL first basemen with 1,459 total chances and 1,324 putouts, 3rd with 127 assists, 125 double plays and 159 games, and 5th with a .995 fielding percentage (8 errors).
- 🔴 Selected to the All-Star team via the Player Ballot and went 0-for-2 as a defensive replacement at 1st base in the National League's 3-1 victory at Angel Stadium on 7/13.
- 🔴 Homered in 2 consecutive games on 4 occasions and in a season-high-4 straight contests from 4/21-25.
- 🔴 Set a career high with 6 RBI 5/19 at LAD...Also had 5 RBI on 9/15 at COL.
- 🔴 Tallied 2 season-high, 11-game hitting streaks, 6/11-23 (.450, 18-for-40) and 8/28-9/8 (.459, 17-for-37).
- 🔴 Hit .322 (64-for-199) over his final 55 games (8/6-10/3), posting a .416 OBP and .538 SLG (.954 OPS).

2009: Honored with 2nd consecutive All-Star Game selection and Rawlings Gold Glove Award...Named the Padres Most Valuable Player for the 3rd year, 2nd straight, as voted on by the San Diego Chapter of the BBWAA.

- 🔴 Set career highs in homers (40), walks (119) and SLG (.551)...Struck out just 109 times, his lowest total in a full Major League season...Drew more walks than strikeouts for 1st time in his career, including 22 intentional walks.
- 🔴 40 home runs ranked fifth in the Majors...Led the ML with a franchise-record 28 roundtrippers on the road.
- 🔴 Became the 1st Padre to record 3, 30-home run seasons and the only San Diego batter with 35 or more homers in consecutive years...1 of 4 Padres all-time to hit 40 or more home runs in a single season, joining Greg Vaughn (50 HR, 1998), Phil Nevin (41 in 2001) and Ken Caminiti (40 in 1996).
- 🔴 Led the Majors with 119 walks and ranked 2nd with 22 intentional walks, behind St. Louis' Albert Pujols 44...Recorded the 10th 100-walk season in franchise history, joining 5 others: Jack Clark (132 BB in 1989, 104 in 1990), Brian Giles (119 in 2005, 104 in 2006), Rickey Henderson (125 in 1996), Fred McGriff (105 in 1991) and Gene Tenace (125 in 1977, 101 in 1978 and 105 in 1979).
- 🔴 Set a franchise record with 9 home runs in April...Belted a 458-foot home run 4/26 vs. PIT (off Ross Ohlendorf) which was estimated as the longest in PETCO Park history.
- 🔴 Homered in 5 straight games from 5/10-15, with 6 long balls in that span...2nd Padre ever to homer in 5 straight tilts, joining Graig Nettles who went deep in 6 straight, 8/11-22/84)...Also homered in 4 straight games, 5/30-6/2.
- 🔴 Received NL Player of the Week honors twice, sharing with Philadelphia's Ryan Howard for 5/25-31 (.323, 10-for-31, 5 HR, 11 RBI, 9 R and 9 BB) and winning for the week of 8/10-16 (.633, 19-for-30, 3 HR, 8 RBI and 10 R).
- 🔴 Became 1st Major Leaguer since 1920 to walk 2 or more times in 8 consecutive games (with a PA), accomplishing the feat from 6/1-9 (18 total BB)...Was 1st Padre since Rickey Henderson (11 straight games in 1996) to walk in 10 consecutive games (5/31-6/10).
- 🔴 Represented the Padres in the All-Star Game for the 2nd straight year, walking in his only plate appearance at STL on 7/14...Also participated in the Home Run Derby for the 1st time.
- 🔴 Hit .311 (76-for-244) with 17 doubles, 1 triple, 16 homers, 47 RBI and 41 runs in 72 games after the All-Star break.
- 🔴 Did not play 8/4 vs. ATL, snapping a streak of 314 consecutive games played...It was the longest streak in franchise history and the longest active streak in the Majors at the time.
- 🔴 Became the 1st Padre to go 6-for-6 in a game and 4th Padre to record 6 hits in a game on 8/11 at MIL...Was the 1st San Diego batter to record 6 hits in a 9.0-inning game.

2008: Named to 1st career All-Star team, selected as a result of player balloting...Earned 1st Gold Glove Award...Received Padres MVP honors from San Diego Chapter of the BBWAA.

- 🔴 Was the 1st Padres 1st baseman and 9th Padre overall to win a Gold Glove.
- 🔴 Had career highs in games played (162), RBI (119) and runs scored (103).
- 🔴 Tied for 2nd among all Major Leaguers with 162 games and 3rd with 1417.1 innings played in the field...22 road homers tied for 1st in the Majors and 70 road RBI placed 2nd.
- 🔴 His 119 RBI finished 3rd in the National League...Was the 1st Friar to finish in the top 5 in the league since Ken Caminiti finished 3rd with 130 RBI in 1996 (Elias).
- 🔴 Also ranked among NL leaders in home runs (7th), total bases (T-9th, 314), road batting average (8th, .308), batting with runners in scoring position (4th, .325), average vs. right-handed pitching (7th, .320), intentional walks (T-4th, 18), at-bats (8th, 616) and RBI ratio (8th, 5.2 at-bats per RBI).
- 🔴 Appeared in 161 games at 1st base (159 starts), committing 6 errors in 1,442 total chances with a .996 fielding percentage...Led NL first basemen in games and innings played, while also ranking among league leaders at the position in putouts (4th, 1,306), assists (4th, 130), double plays (2nd, 129) and fielding percentage (2nd).
- 🔴 Batted .308 (100-for-325) on the road...Hit in 63 of 81 road games, including a career-high 19 consecutive road tilts from 4/11-5/13.
- 🔴 Hit .320 (122-for-381) with 27 doubles, 24 homers and 81 RBI off right-handers compared to .213 (50-for-235) off left-handers...Tallied a season-high, 9-game hit streak 4/29-5/8 (.375, 15-for-40).

♣ On 5/12, Adrian's older brother, Edgar, made his ML debut with SD... Became the 6th set of brothers to play for the Padres and 4th pair to play together... Adrian (first base) and Edgar (third base) became the 1st set of brothers to appear on the infield in the same game for SD on 5/13 against the Cubs at Wrigley Field... The last time 2 brothers on the same team had started a game at infield positions was 9/27/98 when 2 pairs of brothers started at the 4 infield spots for the Reds in a home game vs. PIT: the Larkin brothers at shortstop (Barry) and first base (Stephen) and Boone brothers at second base (Bret) and third base (Aaron).

♣ Knocked 10 homers and collected 29 RBI in May, both career highs for a month (since surpassed) and tied for 3rd most in the month among all Major Leaguers... RBI total marked highest by a Padre in May since Ryan Klesko had a club-record 40 in 2001.

♣ 21 homers through the Padres 1st 81 games were 2nd most in club history to Greg Vaughn's 26 in 1998 through the halfway point (Gonzalez passed with 24 through 81 G in 2009)... 66 RBI tied Vaughn (1998) for 3rd most through 81 contests, 2 shy of Ryan Klesko's club record in 2001... 22 long balls before the All-Star break were tied for 2nd most in franchise history (Nate Colbert, 1972; Dave Winfield, 1979) behind Vaughn's club-record 30 homers in 1998 (Gonzalez passed with 24 HR before the break in 2009)... 71 RBI before the All-Star Game tied for 5th in franchise history with Klesko's 75 RBI (84 games) before the All-Star Game in 2001 being the club mark.

♣ Played in 1st All-Star Game on 7/15 at Yankee Stadium... Entered the game in the 6th inning at 1st base and went 1-for-3 with a sacrifice fly and 1 RBI in the 4-3, 15-inning loss to the American League.

♣ Tied career high with 2 homers 7/26 at PIT and 9/11 vs. SF... On 9/11, brother, Edgar, also knocked a pinch-hit homer... They became the 1st set of brothers in Padres history to accomplish the feat and 1st pair of brothers overall to tally homers in the same game since Bengie and Jose Molina on 7/31/05 for the Angels at NY (AL).

♣ On 9/27 vs. PIT, the Gonzalez brothers and LaRoche brothers (Adam and Andy) started for opposing teams in the same game... Was the 1st time this occurred since 8/12/03 when the Alomar brothers' White Sox played against Jose and Bengie Molina of the Angels.

♣ After the season, played with Edgar for Mazatlan in the Mexican Pacific League... That Mazatlan club represented Mexico in the Caribbean Series in Mexicali... Was the starting 1st baseman with Edgar playing 2nd... Set a Caribbean Series record with 3 home runs in a game against the Dominican Republic's Licey Tigers... Both he and Edgar were named to the All-Caribbean Series team.

2007: His 2nd season in San Diego, finished with 30 home runs and 100 RBI... Marked the 14th 30-homer season by a Padres batter and 1st since Phil Nevin (41) and Ryan Klesko (30) in 2001... Also the 1st Friar to reach the 100-RBI plateau since Nevin drove in 105 in 2004.

♣ Led all Major League 1st basemen with 161 games.

♣ Ranked among NL leaders in games (T-6th), at-bats (6th, 646), doubles (5th, 46) and extra-base hits (7th, 79)... Recorded 32 doubles and 53 extra-base hits on the road, establishing club records and leading the Majors.

♣ 46 doubles overall placed 3rd on the Padres all-time, single-season list... 79 extra-base hits ranked tied for 3rd on the club's all-time, single-season list and were the most by a SD batter since Greg Vaughn's 82 in 1998.

♣ 25 RBI in April established a franchise record for that month... Knocked 7 long balls, tying the then-club record for April (Ken Caminiti, 1998; Ryan Klesko and Rondell White, 2003; Passed by Gonzalez with 9 HR in April 2009)... Batted .309 (34-for-110) in 26 April tilts.

♣ Belted 1st career grand slam in the 163rd game of the season, a 1-game playoff on 10/1 at COL.

2006: His 1st full Major League season and 1st with San Diego... Named Padres MVP by the local chapter of the BBWAA after leading the club in AVG (.304), hits (173), doubles (38), home runs (24) and SLG (.500)... Made postseason debut in the NLDS vs. the Cardinals.

♣ Placed 2nd on the club in games played (156) and at-bats (570), trailing Brian Giles (158 G, 604 AB)... 82 RBI were 1 shy of tying Giles and Mike Cameron for the team lead.

♣ Became 1st Padre since Tony Gwynn (1997) to record 2 hit streaks of 15 games or more in 1 season, tallying 2 17-game stretches... Hit in a career-high, 17-straight tilts 5/17-6/9, batting .356 (21-for-59) with 3 doubles, 4 homers, 5 RBI and 9 runs... Marked longest streak for a Padres player since Eric Owens hit in 18 straight contests 6/17-7/6/99... Recorded a 2nd 17-game streak 7/6-26, batting .432 (32-for-74) with 7 doubles, 8 homers, 21 RBI and 18 runs.

♣ Drove in a then career-high 4 runs on 3 occasions (7/14 vs. ATL, 7/17 vs. PHI, 9/16 at LA (NL)) and tallied a then career-high 4 hits 4 times (4/12 at FLA, 6/28 vs. OAK, 9/12 at CIN, 10/1 at ARI).

♣ Named NL Player of the Week for 7/17-23, leading the league in AVG (.607), SLG (.964), OBP (.645), hits (17) and total bases (27), and tying for the NL lead in runs scored (9)... Marked his 1st weekly honor.

POSTSEASON: In Division Series vs. STL, batted .357 (5-for-14) with 3 walks... Scored 2 of Padres 6 runs in the series.

2005: Played in 43 games over 3 stints with the Rangers... Also appeared in 84 contests with Triple-A Oklahoma.

♣ Began the season with the Big League club and was the only rookie position player on the Opening Day roster... Hit .194 (7-for-36) with 2 home runs and 4 RBI before he was optioned on 4/20.

♣ Recalled again 7/23, batting .333 (4-for-12) with 1 homer and 2 RBI in 4 games in his 2nd stint with Texas... Optioned back to Oklahoma 7/31... Joined the Rangers for the remainder of the season on 8/18.

♣ With Texas, started 31 games as designated hitter, 7 at 1st base and 1 in right field...Made his 1st career appearance in the outfield, starting in right field 9/30 vs. LAA.

♣ Combined to hit .303 (145-for-478) with 24 homers and 82 RBI between the Rangers and RedHawks.

♣ With Oklahoma, recorded 3 multi-homer games, including a 3-homer contest on 4/24 at Albuquerque...Collected 5 RBI twice, 4/24 and 8/12.

2004: Made Major League debut in April and played in 16 games over 2 stints with the Rangers...Following the season, named the organization's 8th-best prospect by *Baseball America*.

♣ Recalled from Oklahoma on 4/16 to take the spot of injured Mark Teixeira...Made his Major League debut on 4/18 at SEA, starting at 1st base and going 0-for-3.

♣ Notched 1st ML hit in his 2nd game on 4/20 at ANA...Knocked a single to center off Ramon Ortiz in his 1st at-bat.

♣ 1st career homer was the last of 3 consecutive long balls for the Rangers in the 6th inning on 4/25 vs. SEA...Followed HRs by Laynce Nix and Rod Barajas, combining for the 4th back-to-back-to-back homers in Rangers history...Became 1st Texas player and 8th Big Leaguer to have his 1st ML homer be part of such an effort.

♣ Hit .276 (8-for-29) in 8 games overall before being optioned back to Oklahoma on 4/29...Rejoined Texas on 9/13 after Oklahoma was eliminated from the Pacific Coast League playoffs.

♣ Ranked among Oklahoma team leaders in hits (2nd, 139), RBI (2nd, 88), total bases (2nd, 209), games (2nd, 123), doubles (T-3rd, 28) and home runs (4th, 12)...Finished among Texas minor league leaders in RBI (5th) and average (6th, .304)...Led PCL first basemen with 141 double plays.

♣ Tallied 2-homer games on 6/8 vs. Albuquerque and 6/22 at Albuquerque...Matched season highs with 7 RBI in both of those contests and hit a grand slam off Mike Neu in the 6/8 tilt...Recorded a season-high 5 hits with 5 runs scored in the 6/22 game.

2003: Split the season between Triple-A Albuquerque and Double-A Carolina in the Marlins organization and Double-A Frisco with the Rangers...Traded from Florida to Texas on 7/11.

♣ Combined to hit .269 (121-for-449) with 5 home runs and 51 RBI in 120 games with the 3 clubs.

♣ Began the season at Albuquerque and appeared in 39 games before being transferred to Carolina on 5/30.

♣ Acquired by Texas with OF Will Smith and LHP Ryan Snare in exchange for RHP Ugueth Urbina on 7/11.

♣ Spent the duration of season with Frisco...Hit .357 (35-for-98) at home with the RoughRiders.

♣ Batted .233 (7-for-30) with 2 doubles and 3 RBI in 8 playoff games.

♣ After the season, played for the Peoria Saguaros in the Arizona Fall League and hit .260 with 3 homers and 16 RBI in 23 games.

2002: Spent the entire season at Double-A Portland in the Eastern League...Named by *Baseball America* as the No. 4 prospect in the Marlins system, No. 6 first base prospect in the minor leagues, No. 7 Eastern League prospect and the 31st overall minor league prospect.

♣ Ranked 2nd in the league in games (138) and RBI (96)...Led his team in games, at-bats (508), hits (135), doubles (34), home runs (17), RBI and SLG (.437).

♣ Among Florida minor leaguers, finished 1st in games and RBI, 3rd in at-bats, 4th in hits, doubles and home runs, and 5th in total bases (222).

♣ Selected to the SportsTicker Eastern League All-Teen Team.

2001: Named the Marlins Organizational Player of the Year and Midwest League MVP at Single-A Kane County...Helped lead Kane County to the league title.

♣ Led the MWL in hits (161) and total bases (251), was 2nd in RBI (103), 3rd in doubles (37) and 4th in AB (516).

♣ Named to *Baseball America's* Single-A All-Star team and chosen by the publication as having the best tools in the Midwest League, along with being the best batting prospect and the best defensive 1st baseman...Also selected by *Baseball America* as the top Midwest League prospect and the 3rd-best 1st base prospect in the minor leagues.

♣ Selected to *SportsTicker's* Midwest League All-Prospect Team and All-Teen Team and named its Teenager of the Year among Midwest League players.

♣ Played in the All-Star Futures Game in Seattle...Named to the Midwest League Mid-Season All-Star Team.

♣ Received Topps Minor League Player of the Month honors in June, batting .372 (35-for-94) with 6 doubles, 3 homers and 14 RBI in 23 games.

2000: Split his 1st professional season between the Rookie-level Gulf Coast League Marlins and Single-A Utica.

♣ Named by *Baseball America* as the 5th-best prospect in the GCL and a first team All-American first baseman.

PERSONAL

- ♣ Married to Betsy...The couple has a daughter, Brianna Belle.
- ♣ His father, David, played amateur baseball in Mexico and was a first baseman on the Mexican National Team.
- ♣ Moved from San Ysidro, CA to Tijuana at the age of 1 where he lived until he and his family returned to San Diego at the age of 13.
- ♣ Batted .559 in his final 2 seasons at Eastlake High School in Chula Vista, including .645 with 13 home runs his senior year (2000)...Named the CIF Player of the Year and *San Diego Union-Tribune* Player of the Year.
- ♣ Opened the Gonzalez Sports Academy along with his brothers Edgar and David in May 2010...The state-of-the-art athletic complex is a more than 29,000 square-foot facility that includes practice space for baseball, softball, volleyball, cycling, yoga and zumba...Located at 2390 Boswell Road in Chula Vista, near the boyhood home of Adrian and Edgar Gonzalez, the Gonzalez Sports Academy caters to amateur athletes and focuses on the instruction of fundamentals for each respective sport...It serves as an off-season workout center for several MLB and NFL players.

IN THE COMMUNITY

With his wife, Adrian established the Adrian and Betsy Gonzalez Foundation in 2008, focused on empowering underprivileged youth through athletics, education and health, and continues to raise funds for the foundation's efforts in helping the youth of San Diego County and Mexico as well as working on projects throughout New England...The foundation has supported various charities such as San Diego's Rady Children's Hospital, earmarking funds for MRSA research and awareness, and San Pasqual Academy -- a residential educational campus for foster teens, as well as Kids Included Together and Orfanatorio de Mazatlan...The Adrian Gonzalez Scholarship program awards high school seniors with funds to further their education via renewable scholarships to 4-year colleges and universities...Adrian and Betsy further support these students with computers, printers, backpacks and they check in with them regularly regarding their academic progress...With Boston in 2011, participated in a back-to-school shopping event with the Red Sox Foundation's Red Sox Scholars and, with his wife, Betsy, provided each scholar with \$100 gift cards to purchase school supplies...Also met with Jimmy Fund patients during their trip to Fort Myers and visited with fans as part of the Red Sox Destinations program...Attended events to benefit the Red Sox Foundation, including the Welcome Home Party and Picnic in the Park...While with San Diego, hosted numerous fundraising events for the Adrian and Betsy Gonzalez Foundation, including a Celebrity Staff Night during which Adrian and his Padres teammates served as chefs, waiters and bartenders, and The Adrian Gonzalez Celebrity Bowling Bash...Received the Padres Chairman's Award in 2007 for contributions to the community and was nominated by his teammates for the 2008 Marvin Miller Man of the Year Award, bestowed annually by Major League players to the player whose on-field performance and contributions to his community inspire others to higher levels of achievement...Has supported his alma mater, Eastlake High School's baseball program and hosted charity events in support of San Diego-area Little Leagues and the South Bay Family YMCA.

ADRIAN GONZALEZ'S CAREER RECORD

YEAR	CLUB	AVG.	G	AB	R	H	2B	3B	HR	RBI	SH	SF	HB	BB	SO	SB	CS	E
2000	GCL Marlins	.295	53	193	24	57	10	1	0	30	0	2	2	32	35	0	0	7
	Utica	.310	8	29	7	9	3	0	0	3	0	0	0	7	6	0	0	2
2001	Kane County	.312	127	516	86	161	37	1	17	103	0	6	5	57	83	5	5	14
2002	Portland	.266	138	508	70	135	34	1	17	96	0	3	8	54	112	6	3	16
2003	Albuquerque	.216	39	139	17	30	5	1	1	18	0	1	0	14	25	1	0	1
	Carolina	.307	36	137	15	42	9	1	1	16	0	1	0	14	25	1	1	4
	Frisco	.283	45	173	16	49	6	2	3	17	0	2	1	11	27	0	0	7
2004	Oklahoma	.304	123	457	61	139	28	3	12	88	2	4	6	39	73	1	1	9
	TEXAS	.238	16	42	7	10	3	0	1	7	0	0	2	6	0	0	1	
2005	Oklahoma	.338	84	328	61	111	17	1	18	65	0	4	4	32	44	0	0	5
	TEXAS	.227	43	150	17	34	7	1	6	17	0	2	0	10	37	0	0	3
2006	SAN DIEGO	.304	156	570	83	173	38	1	24	82	1	5	3	52	113	0	1	7
2007	SAN DIEGO	.282	161	646	101	182	46	3	30	100	0	6	3	65	140	0	0	10
2008	SAN DIEGO	.279	162	616	103	172	32	1	36	119	0	3	7	74	142	0	0	6
2009	SAN DIEGO	.277	160	552	90	153	27	2	40	99	1	4	5	119	109	1	1	7
2010	SAN DIEGO	.298	160	591	87	176	33	0	31	101	2	4	2	93	114	0	0	8
2011	BOSTON	.338	159	630	108	213	45	3	27	117	0	5	6	74	119	1	0	4
Major League Totals		.293	1017	3797	596	1113	231	11	195	642	4	29	26	489	780	2	2	46
Minor League Totals		.296	653	2480	357	733	149	11	69	436	2	23	26	260	430	14	10	65
Red Sox Totals		.338	159	630	108	213	45	3	27	117	0	5	6	74	119	1	0	4

- 2000 Signed by the Florida Marlins as a first-round selection (first overall) in the First-Year Player Draft
- 2003 Acquired by the Texas Rangers along with OF Will Smith and LHP Ryan Snare in exchange for RHP Ugueth Urbina on 7/11
- 2006 Acquired by the San Diego Padres along with RHP Chris Young and OF Terrel Sledge in exchange for RHPs Adam Eaton and Akinori Otsuka and C Billy Killian on 1/4
- 2010 Acquired by the Boston Red Sox in exchange for OF Reymond Fuentes, RHP Casey Kelly, 1B Anthony Rizzo and a player to be named later (INF/OF Eric Patterson) on 12/6

ADDITIONAL BATTING STATISTICS

YEAR	CLUB	OBP	SLG	OPS	TB	GDP
2004	TEXAS	.273	.381	.654	16	0
2005	TEXAS	.272	.407	.678	61	3
2006	SAN DIEGO	.362	.500	.862	285	24
2007	SAN DIEGO	.347	.502	.849	324	6
2008	SAN DIEGO	.361	.510	.871	314	24
2009	SAN DIEGO	.407	.551	.958	304	23
2010	SAN DIEGO	.393	.511	.904	302	15
2011	BOSTON	.410	.548	.957	345	28
Major League Totals		.375	.514	.889	1951	123

DIVISION SERIES RECORD

YEAR	CLUB	AVG.	G	AB	R	H	2B	3B	HR	RBI	SH	SF	HB	BB	SO	SB	CS	E
2006	SD vs. STL	.357	4	14	2	5	0	0	0	0	0	0	0	3	3	0	0	0

ALL-STAR GAME RECORD

YEAR	CLUB	AVG.	G	AB	R	H	2B	3B	HR	RBI	SH	SF	HB	BB	SO	SB	CS	E
2008	NL at NYY	.333	1	3	0	1	0	0	0	1	0	1	0	0	1	0	0	0
2009	NL at STL	---	1	0	0	0	0	0	0	0	0	0	0	1	0	0	0	0
2010	NL at LAA	.000	1	2	0	0	0	0	0	0	0	0	0	0	0	0	0	0
2011	AL at ARI	.500	1	2	1	1	0	0	1	1	0	0	0	0	0	0	0	0
All-Star Game Totals		.286	4	7	1	2	0	0	1	2	0	1	0	1	1	0	0	0

WORLD BASEBALL CLASSIC RECORD

YEAR	CLUB	AVG.	G	AB	R	H	2B	3B	HR	RBI	SH	SF	HB	BB	SO	SB	CS	E
2006	Mexico	.188	5	16	1	3	1	0	0	2	0	0	0	1	5	0	0	-
2009	Mexico	.273	6	22	6	6	2	0	2	7	0	0	0	5	5	0	0	-
WBC Totals		.237	11	38	7	9	3	0	2	9	0	0	0	6	10	0	0	-

CAREER FIELDING RECORD

YEAR	CLUB	POS	PCT.	G	GS	PO	A	E	TC	DP
2004	TEXAS	1B	.990	11	10	94	6	1	101	13
2005	TEXAS	OF	.750	1	1	3	0	1	4	0
		1B	.978	10	7	85	6	2	93	7
2006	SAN DIEGO	1B	.995	155	149	1242	116	7	1365	117
2007	SAN DIEGO	1B	.994	161	161	1470	140	10	1620	134
2008	SAN DIEGO	1B	.996	161	159	1306	130	6	1442	129
2009	SAN DIEGO	1B	.995	156	153	1224	136	7	1367	116
2010	SAN DIEGO	1B	.995	159	157	1324	127	8	1459	125
2011	BOSTON	OF	-	2	2	0	0	0	0	0
		1B	.997	156	155	1222	125	4	1351	106
Career Totals		1B	.995	969	951	7967	786	45	8798	747
Career Totals		OF	.750	3	3	3	0	1	4	0

CAREER SINGLE-GAME HIGHS

HITS	6, 8/11/09 for SD at MIL
DOUBLES	3, 3 times, last 6/20/10 for SD vs. BAL
HOME RUNS	2, 13 times, last 8/25/11 at TEX
RBI	6, 5/19/10 for SD at LAA
RUNS SCORED	4, 2 times, last 4/7/08 for SD at SF
WALKS	4, 6/19/09 for SD vs. OAK
STRIKEOUTS	4, 5 times, last 8/15/10 for SD at SF
STOLEN BASES	1, 2 times, last 4/1/11 at TEX
HITTING STREAK	17, 2 times, last 7/6/06-7/26/06
EJECTIONS (1)	5/1/10 vs. MIL (HP, R. Drake)

HOME RUN NOTES

MULTI-HOME RUN GAMES (13)
2-HOME RUN GAMES (13)
Last: 8/25/11 at TEX
LEADOFF HOME RUNS (0)
GRAND SLAMS (4)
Last: 8/26/10 vs. ARI off Sam Demel
PINCH-HIT HOME RUNS (1)
9/16/09 vs. ARI off Esmerling Vasquez
EXTRA-INNING HOME RUNS (4)
Last: 6/2/10 vs. NYM off Raul Valdes (grand slam)
GAME-ENDING HOME RUNS (2)
Last: 6/2/10 vs. NYM off Raul Valdes (grand slam)
INSIDE-THE-PARK HOME RUNS (0)

ALEX HASSAN • 82 • OF



FULL NAME: Alexander Edward Hassan
BATS: Right **THROWS:** Right **HEIGHT:** 6-3 **WEIGHT:** 195
OPENING DAY AGE: 24
BORN: April 1, 1988 in Quincy, MA
RESIDES: Milton, MA
MAJOR LEAGUE SERVICE: None
ACQUIRED: Selected in the 20th round of the 2009 First-Year Player Draft
SIGNED BY: Quincy Boyd (Red Sox)
CONTRACT STATUS: Signed through 2012

NON-ROSTER INVITEE

CAREER HIGHLIGHTS

- In 4th season in the Red Sox organization, his 1st in Major League Spring Training camp.
- Has played exclusively as a position player in the Red Sox system despite being selected by Boston as a pitcher in the 2009 First-Year Player Draft...Served as both closer and outfielder at Duke University.
- Was born in Quincy, MA...Is a former 4-year letter winner at Boston College High School.
- Following the 2011 season, was rated by *Baseball America's* best tools survey as having the best strike-zone judgment in the Red Sox organization and in the Double-A Eastern League.

2011: Named a mid-season Eastern League All-Star in his Double-A debut and spent the entire season with Portland.

- Led the Red Sox farm system with a .404 OBP (min. 250 PA) and ranked 3rd among qualifying Boston minor leaguers with a .291 AVG (132-for-454).
- Finished among Eastern League leaders in OBP (3rd), OPS (8th, .860), AVG (12th) and walks (4th, 76)...Topped the Sea Dogs in games (126), runs (75), hits, walks and OBP.
- Led Eastern League outfielders with a .995 fielding percentage (1 E/210 TC) over a team-high 119 games in the outfield...Appeared in left field (97 games), center field (14) and right field (8).
- Batted .341 (42-for-123) with a .569 SLG vs. left-handers...Had a .329 AVG (26-for-79) when leading off.
- Reached safely in 105 of 125 games with a plate appearance, including 36 multi-hit efforts.
- Hit safely in his 1st 12 games of the season from 4/7-21, batting .455 (20-for-44) with 11 RBI in that time...It was the franchise's 2nd-longest hitting streak to start a season.
- Paced the Eastern League in AVG (.411) and OBP (.494) in April...Remained the circuit's leading hitter through 5/19 (.368).
- Knocked a pair of homers on 8/9 vs. Akron for his 1st career multi-homer game.
- Went 3-for-4 with a game-tying, 2-run homer in the 8th inning at Portland's "Futures at Fenway" contest on 8/20 vs. Binghamton, an eventual 6-4 Sea Dogs loss in 11 innings.
- Following the season, batted .253 (21-for-83) with 4 doubles, 2 homers, 7 RBI and 15 walks in 25 games with Scottsdale of the Arizona Fall League.

2010: Spent most of the season with High-A Salem in his 1st full professional season.

- Finished among Carolina League leaders in OBP (3rd, .397), walks (4th, 57) and AVG (10th, .287)...Ranked 6th among qualifying Red Sox minor leaguers in batting.
- Also played 3 games (1 start) for Triple-A Pawtucket from 6/22-24.
- Was 3rd in the Carolina League with a .332 clip (64-for-193) after the All-Star break.
- Posted team-high hitting (15 games, 7/27-8/12) and on-base (23, 7/21-8/13) streaks with Salem.
- Reached safely in each of his last 27 home games beginning 7/1, the league's longest home on-base streak of the year.

2009: Hit .328 (41-for-125) with 2 homers and 18 RBI between Single-A Greenville and Short-A Lowell in his 1st pro season.

- Spent most of the year with the Spinners, leading the club (min. 15 AB) with a .333 AVG (31-for-93)...Hit safely in his 1st 9 pro games from 8/1-9.
- Had a hit in 28 of 33 combined contests with an at-bat, including 7 of his 8 games with Greenville from 8/22-28.
- Started each of Lowell's 3 playoff games against Staten Island.

PERSONAL

- ⚡ A 2-way player at Duke, hit .342 with 3 homers, 39 RBI and a club-high 56 runs as a junior in 2009 while going 2-2 with 4.10 ERA, 34 K's and 8 saves in 26.1 innings over 16 games (1 start) from the mound...Named to the All-Ping! Baseball Team in 2009 as a utility player, earning 8 saves as the Blue Devils closer and batting .342 (75-for-219) as an outfielder.
- ⚡ Pitched and served as a position player for Orleans of the Cape Cod League in 2008 and 2009...Named to the Cape League All-Star Team in 2009 as the utility player.
- ⚡ Is a former 4-year letter winner at Boston College High School.
- ⚡ Accepted a Special Achievement Award on behalf of the Lowell Spinners at the 2010 Boston Baseball Writers Dinner.

ALEX HASSAN'S CAREER RECORD

YEAR	CLUB	AVG.	G	AB	R	H	2B	3B	HR	RBI	SH	SF	HB	BB	SO	SB	CS	E
2009	Lowell	.333	26	93	14	31	5	1	1	11	1	1	0	8	11	1	1	1
	Greenville	.313	8	32	6	10	3	1	1	7	0	0	0	2	7	0	0	0
2010	Salem	.287	104	342	46	98	28	3	8	48	0	4	8	57	69	6	1	2
	Pawtucket	.000	3	3	0	0	0	0	0	1	0	1	0	0	0	0	0	0
2011	Portland	.291	126	454	75	132	34	1	13	64	0	3	12	76	79	8	2	1
Minor League Totals		.293	267	924	141	271	70	6	23	131	1	9	20	143	166	15	4	4

2009 Signed by the Boston Red Sox as a 20th-round selection in the First-Year Player Draft





FULL NAME: Richard Joseph Hill
BATS: Left **THROWS:** Left **HEIGHT:** 6-5 **WEIGHT:** 218
OPENING DAY AGE: 32
BORN: March 11, 1980 in Boston, MA
RESIDES: South Boston, MA
MAJOR LEAGUE SERVICE: 4 years, 37 days
ACQUIRED: Signed as a minor league free agent on June 30, 2010
SIGNED BY: Scott May (Cubs)
CONTRACT STATUS: Signed through 2012

CAREER HIGHLIGHTS

- Has appeared in Majors in each of last 7 seasons with the Cubs (2005-08), Orioles (2009) and Red Sox (2010-11).
- Major League left-handers have hit just .210 (66-for-315) against him.
- Has averaged 8.18 strikeouts per 9.0 innings (370 K's/407.1 IP) in his Big League career, including 27 K's in 22.2 frames as a reliever...Owns a 11.70 K rate (820 K's/630.2 IP) in the minor leagues.
- Has held opponents scoreless in all 15 of his outings (12.0 IP) with Boston since his 1st appearance with the club on 9/14/10, the longest ever scoreless outing streak to begin a Red Sox career...His 12.0 scoreless IP are the most to start a Sox career since Ramon Ramirez went 15.0 scoreless frames in his 1st 13 tilts with the club in 2009.

2011: Limited to 9 games with the Red Sox due to season-ending Tommy John Surgery.

- Was placed on the 15-day disabled list on 6/3 (retroactive to 6/2) and underwent successful surgery on 6/9 to reconstruct a torn ulnar collateral ligament in his left arm, performed by Dr James Andrews in Pensacola, FL... Was transferred to the 60-day DL on 6/27.
- Selected to active ML roster from Triple-A Pawtucket on 5/5...Did not allow a run in 9 outings spanning 8.0 innings out of the bullpen for Boston...Retired 24 of 31 batters faced with at least 1 K in 8 of the 9 games (12 total).
- Held opponents to a .115 AVG (3-for-26), including .071 vs. lefties (1-for-14).
- Began the year with Triple-A Pawtucket...Went 1-0 with 1 save and a 1.13 ERA (2 ER/16.0 IP) over 10 relief appearances with the PawSox, surrendering earned runs in only 1 game.
- With Pawtucket, had 18 K's and held opponents to a .143 clip (8-for-56), including .100 (2-for-20) vs. lefties.

2010: Split the season between the St. Louis and Boston organizations, including 6 relief outings for the Red Sox in September.

- Signed with Boston as a minor league free agent on 6/30 and selected to the Major League roster on 9/13, tossing 4.0 scoreless innings over 6 relief outings...Became the 93rd Massachusetts-born player to appear in a game for the Red Sox...Held left-handed hitters to a .125 AVG (1-for-8).
- Earned the win in his Red Sox debut at SEA on 9/14, retiring the only batter he faced to end the 7th inning... Became the 1st pitcher to win his Boston debut in relief since Anastacio Martinez on 5/22/04 vs. TOR.
- Assigned to Triple-A Pawtucket after signing minor league deal with the Red Sox and went 3-1 while pacing the PawSox with a 3.74 ERA (22 ER/53.0 IP) in 19 games (6 starts) beginning with his 7/1 debut.
- Combined to go 7-4 with a 4.00 ERA (44 ER/99.0 IP) and 102 strikeouts in 42 combined Triple-A appearances (10 starts) between the Triple-A Cardinals Memphis affiliate and Pawtucket.

2009: Was limited to 14 games (13 starts) for Baltimore due to a pair of DL stints.

- Began the season on the DL with a strained left elbow...Was activated on 5/15 but hit the DL again on 7/29 with left shoulder inflammation and missed the remainder of the season.
- Baltimore went 8-5 in his 13 starts, including 6-1 in his 1st 7 assignments.
- Combined for a 1.65 ERA (3 ER/16.1 IP) over 4 rehab starts with Single-A Frederick and Triple-A Norfolk.
- Won season debut on 5/16 at KC...Also earned victory at SEA on 6/1 with a season-high 7 K's over 7.0 scoreless IP.

2008: Endured 4 DL stints due to a back muscle strain and a left calf strain.

- Broke camp with the Cubs, but made just 5 starts before being optioned to Triple-A Iowa on 5/3 and did not pitch again in the Majors that season.
- Recorded 57 strikeouts over 47.2 minor league innings in the minor leagues between Iowa, Double-A Daytona, and the Rookie-level Arizona League Cubs (rehab).

👉 Landed on the DL twice with Iowa, from 5/17-29 and 6/22-7/15...Reinstated on 7/16 and immediately transferred to Double-A Daytona, where he hit the DL again from 8/4-30...Was reinstated on 8/31, recalled to the Cubs and immediately placed on the Major League DL, missing the rest of the season.

2007: Set career bests in wins (11), ERA (3.92), games (32), starts (32), innings (195.0) and strikeouts (183) with the Cubs in his 1st full Major League season.

👉 Led National League left-handers and ranked 5th overall in the circuit with 183 strikeouts...Also finished 5th in the NL with a .235 opponent average (170-for-724).

👉 Received just 3.4 runs of support, the 2nd-lowest mark in the Majors.

👉 Paced Major League starters with a .191 clip (29-for-152) against left-handed hitters...Among NL starters, finished 3rd in both opponent OBP (.263) and opponent SLG (.309) vs. left-handers.

👉 Allowed 1 run on 1 hit, a homer by Cory Hart, with no walks and 6 K's over 7.0 innings in his 1st start of the season, 4/6 at MIL...Owned a 0.41 ERA (1 ER/22.0 IP) after his 1st 3 starts.

👉 Of his 32 starts, 17 were quality outings...Tied for 4th among NL left-handers with 17 outings of allowing 2 earned runs or less...Struck out at least 5 batters on 23 occasions.

POSTSEASON: Tagged with loss in Game 3 of the NLDS vs. ARI...Worked 3.0 innings and allowed 3 runs on 6 hits.

2006: Split the season between Triple-A Iowa and Chicago.

👉 Had 2 stints with Chicago, from 5/1-20 and 7/27 through the remainder of the season.

👉 Earned his 1st career Major League victory on 8/1 vs. ARI.

👉 Went 3-1 while leading the NL with both a 1.84 ERA (10 ER/49.0 IP) and 52 K's over last 7 starts, 8/26-9/27.

👉 Notched both of the Cubs complete games in 2006, doing it in back-to-back starts, 9/16 vs. CIN and 9/22 at CIN (5 IP).

👉 Collected a pair of double-digit strikeout games, including 11 on 9/6 vs. PIT and 10 in a complete-game, 2-hit shutout victory 9/16 vs. CIN.

👉 Began the season with Iowa and made 15 starts over 2 stints in Triple-A, going 7-1 with a 1.80 ERA (20 ER/100.0) and 135 strikeouts...Finished 2nd in the Pacific Coast League with 135 strikeouts despite making his last appearance with the club on 7/22.

👉 Started the PCL All-Star Game, 7/12 in Toledo...Was named the event's Most Valuable Pitcher after fanning 2 batters in 2.0 scoreless innings against the International League.

👉 Following the season, was chosen as the left-handed pitcher on the Topps/Minor League Baseball Triple-A All-Star team...Had twice earned PCL Pitcher of the Week honors: 4/6-16 and 5/29-6/4.

2005: Pitched at 3 minor league levels for the Cubs and made his Major League debut.

👉 Pitched in 10 games (4 starts) over 3 Big League stints.

👉 Gave up 2 runs in 1.0 inning of relief work in his Major League debut on 6/15 vs. FLA.

👉 Made 1st career Big League start on 7/25 vs. SF...Allowed 2 runs in 5.0 innings but did not factor into the decision.

👉 Went 11-4 with a 3.31 ERA (48 ER/130.2 IP) in the minor leagues between High-A Peoria, Double-A West Tennessee and Triple-A Iowa.

👉 Led all full-season minor league pitchers with 13.36 strikeouts per 9.0 innings (194 K's/130.2 IP)...Ranked 3rd in the minors overall in strikeouts.

👉 Was named the Pacific Coast League Pitcher of the Week for 8/15-21.

👉 After the season, selected as the No. 5 Cubs prospect and the No. 14 prospect in the PCL by *Baseball America*.

2004: Pitched for Single-A Daytona and led the club with 136 strikeouts in 109.1 innings.

👉 Went 7-6 with a 4.03 ERA in 28 games (19 starts)...Posted a 3.93 ERA (39 ER/89.1 IP) in starting assignments.

👉 Struck out 10 batters in back-to-back outings, 5/20 vs. Tampa and 5/25 at Fort Myers.

👉 His 72 walks allowed were the most in the Florida State League.

👉 After that season, was selected by *Baseball America* having the best curveball in the Cubs organization.

2003: Split the season between Single-A Lansing and Short-A Boise.

👉 Combined to fan 149 batters in 97.2 innings...Went 1-7 with a 3.87 ERA (42 ER).

👉 Began the season at Lansing before a 6/16 transfer to Boise at the start of the Northwest League schedule.

2002: Played in 6 games, including 5 starts, to began his pro career at Short-A Boise.

PERSONAL

👉 Married to Caitlin...The couple has a son, Brice.

👉 Is a 1999 graduate of Milton (MA) High School.

👉 Attended the University of Michigan where he pitched for 3 seasons from 2000-02.

IN THE COMMUNITY

In 2011, Rich instructed inner-city children as part of the Sox Talk program and visited Camp Harbor View...Also attended the Red Sox Foundation's Picnic in the Park and appeared at a Blohards Luncheon in New York...Last Spring, took part in the Lee County Boys & Girls Club dinner and participated in the Children's Hospital of Southwest Florida golf tournament.

RICH HILL'S CAREER RECORD

YEAR	CLUB	W-L	ERA	G	GS	CG	SHO	SV	IP	H	R	ER	HR	HB	BB	SO	WP	BK
2002	Boise	0-2	8.36	6	5	0	0	0	14.0	15	19	13	0	3	14	12	4	0
2003	Lansing	0-1	2.76	15	4	0	0	0	29.1	14	12	9	0	3	36	50	9	0
	Boise	1-6	4.35	14	14	0	0	0	68.1	57	40	33	5	9	32	99	5	1
2004	Daytona	7-6	4.03	28	19	0	0	0	109.1	88	64	49	9	19	72	136	12	5
2005	West Tenn	4-3	3.28	10	10	0	0	0	57.2	42	22	21	9	2	21	90	0	0
	Peoria	1-0	1.13	1	1	0	0	0	8.0	5	2	1	0	0	0	12	0	0
	Iowa	6-1	3.60	11	10	1	0	0	65.0	53	28	26	11	4	14	92	2	0
	CHI CUBS	0-2	9.13	10	4	0	0	0	23.2	25	24	24	3	1	17	21	0	0
2006	Iowa	7-1	1.80	15	15	0	0	0	100.0	62	22	20	3	5	21	135	2	0
	CHI CUBS	6-7	4.17	17	16	2	1	0	99.1	83	51	46	16	2	39	90	3	0
2007	CHI CUBS	11-8	3.92	32	32	0	0	0	195.0	170	89	85	27	12	63	183	1	1
2008	Iowa	2-4	5.88	7	7	0	0	0	26.0	22	19	17	4	2	28	32	3	0
	Daytona	1-2	8.03	3	3	0	0	0	12.1	12	12	11	0	3	11	14	1	0
	Mesa	1-1	2.89	3	3	0	0	0	9.1	5	5	3	0	1	5	11	1	0
	CHI CUBS	1-0	4.12	5	5	0	0	0	19.2	13	9	9	2	1	18	15	1	0
2009	Norfolk	1-1	1.35	3	3	0	0	0	13.1	5	2	2	1	1	9	14	0	0
	Frederick	0-1	3.00	1	1	0	0	0	3.0	1	1	1	0	1	0	3	0	0
	BALTIMORE	3-3	7.80	14	13	0	0	0	57.2	68	53	50	7	1	40	46	1	1
2010	Memphis	4-3	4.30	23	4	0	0	0	46.0	35	26	22	5	8	30	47	1	1
	Pawtucket	3-1	3.74	19	6	0	0	0	53.0	45	22	22	3	9	29	55	1	2
	BOSTON	1-0	0.00	6	0	0	0	0	4.0	5	0	0	0	0	1	3	0	0
2011	Pawtucket	1-0	1.13	10	0	0	0	1	16.0	8	3	2	1	1	5	18	0	0
	BOSTON	0-0	0.00	9	0	0	0	0	8.0	3	0	0	0	1	3	12	1	0
Major League Totals		22-20	4.73	93	70	2	1	0	407.1	367	226	214	55	18	181	370	7	2
Minor League Totals		39-33	3.60	169	105	1	0	1	630.2	469	299	252	51	71	327	820	41	9
Red Sox Totals		1-0	0.00	15	0	0	0	0	12.0	8	0	0	0	1	4	15	1	0

- 2002 Signed by the Chicago Cubs as a fourth-round selection in the First-Year Player Draft
 2009 Acquired by the Baltimore Orioles in exchange for cash considerations on 2/2
 2010 Signed by the St. Louis Cardinals as a minor league free agent on 1/28
 2010 Signed by the Boston Red Sox as a minor league free agent on 6/30
 2010 Re-signed by the Boston Red Sox as a minor league free agent on 12/11
 2011 Re-signed by the Boston Red Sox as a minor league free agent on 12/13

DIVISION SERIES RECORD

YEAR	CLUB	W-L	ERA	G	GS	CG	SHO	SV	IP	H	R	ER	HR	HB	BB	SO	WP	BK
2007	CHI vs. ARI	0-1	9.00	1	1	0	0	0	3.0	6	3	3	1	1	2	3	0	0

CAREER FIELDING RECORD

YEAR	CLUB	POS	PCT.	G	GS	PO	A	E	TC	DP
2005	CHI CUBS	P	1.000	10	4	1	1	0	2	0
2006	CHI CUBS	P	.900	17	16	2	7	1	10	0
2007	CHI CUBS	P	.867	32	32	4	22	4	30	0
2008	CHI CUBS	P	1.000	5	5	0	2	0	2	0
2009	BALTIMORE	P	.909	14	13	1	9	1	11	0
2010	BOSTON	P	--	6	0	0	0	0	0	0
2011	BOSTON	P	1.000	9	0	1	0	0	1	1
Career Totals		P	.893	93	70	9	41	6	56	1

CAREER BATTING TOTALS

	AVG.	G	AB	R	H	2B	3B	HR	RBI	SH	SF	HB	BB	SO	SB	CS	E
Major League Totals	.123	94	114	1	14	3	0	0	6	6	0	0	2	51	0	0	6

CAREER SINGLE-GAME HIGHS (IN RELIEF)

INNINGS PITCHED	4.1, 6/22/05 for CHC at MIL
STRIKEOUTS	6, 6/22/05 for CHC at MIL
HITS ALLOWED	3, 6/15/05 for CHC vs. FLA
RUNS ALLOWED	2, 4 times, last 7/17/09 for BAL at CWS
WALKS ALLOWED	3, 9/15/05 for CHC vs. STL
HOME RUNS ALLOWED	None
EJECTIONS	None

JOSE IGLESIAS • 76 • SS



FULL NAME: Jose Antonio Iglesias

BATS: Right **THROWS:** Right **HEIGHT:** 5-11 **WEIGHT:** 185

OPENING DAY AGE: 22

BORN: January 5, 1990 in Havana, Cuba

RESIDES: Miami, FL

MAJOR LEAGUE SERVICE: 29 days

ACQUIRED: Signed as an international free agent on Sept. 8, 2009

SIGNED BY: Craig Shipley/Johnny Dipuglia (Red Sox)

CONTRACT STATUS: Signed through 2013

CAREER HIGHLIGHTS

☛ In 3rd professional season in the United States...Signed a 4-year deal with the Red Sox on 9/8/09 and added to 40-man roster.

☛ Made Major League debut on 5/8/11 in his 2nd pro season in the U.S. at 21 years/123 days old...Was the youngest Red Sox to appear in a game since 1996, the youngest Red Sox position player since 1980 and the youngest Red Sox shortstop since 1971.

☛ Was the 15th Cuban-born player to appear in a game for the Red Sox and the 2nd Red Sox ever with last name beginning with "I" (also Daryl Irvine, 1990-92).

☛ Following the 2011 season, was named the top defensive infielder in the Red Sox system by *Baseball America* for a 3rd straight year...Also tabbed the best defensive shortstop in the International League in 2011 and dubbed the No. 12 prospect in the Red Sox system overall by the publication.

☛ Played 75 games for los Vaqueros de La Habana of Cuba's Major League Serie Nacional during the 2007-08 season...Batted .322 (101-for-314) with 39 RBI and 51 runs scored...Was 17 years old when that season began and turned 18 during the year.

2011: Saw his 1st Major League action in 10 games with Boston in his 1st full season in the U.S....Played the rest of the year at Triple-A Pawtucket.

☛ Played in 10 Major League games overall and went 2-for-6 (.333) with 3 runs scored...Appeared in 8 games at shortstop, including 1 start (5/11 at TOR), and made 5 appearances as a pinch-runner.

☛ Recalled on 5/8 and made Big League debut that day as defensive replacement at shortstop in the 9th inning...At 21 years/123 days old, was the youngest Red Sox player to appear in a game since Jeff Suppan at 21 years/94 days on 4/5/96 at KC...Also the Sox youngest position player in a game since Rich Gedman at 21 years/9 days on 10/5/80 vs. TOR and the club's youngest at shortstop in a game since Juan Beniquez at 21 years/118 days on 9/13/71 vs. NYY.

☛ His 1st Major League run scored was the winning tally on Carl Crawford's walk-off, 11th-inning double on 5/9 vs. MIN...Pinch-ran for Jed Lowrie prior to the double.

☛ Was optioned back to Triple-A Pawtucket on 5/20...Was recalled again on 9/13 and remained in the Majors for the duration of the season, hitting safely in both at-bats during that stretch...Recorded his 1st Major League hit on 9/15 vs. TB, a single off Alex Torres.

☛ Spent most of the season with the PawSox, appearing in 101 contests...Batted .235 (84-for-357) with 9 doubles, 1 homer, 31 RBI, 35 runs, 21 walks and 12 stolen bases.

☛ Hit safely in 10 of his last 12 regular season games with Pawtucket from 8/24-9/5, batting .333 (13-for-39).

☛ Led qualifying Triple-A shortstops with a .973 fielding percentage (12 errors), 441 total chances and 284 assists in 97 games at shortstop.

☛ Started all 3 of Pawtucket's playoff games in the International League semi-finals against Lehigh Valley.

2010: Made professional debut with Double-A Portland but limited to 57 games due to a broken right hand.

☛ Collected season-high 5 RBI in the Sea Dogs 7-2 win vs. Binghamton on 5/11...Was 3-for-5 with a triple in the game.

☛ Suffered a broken right hand when he was hit by a pitch on 5/29 vs. New Britain and placed on the disabled list on 6/4...Was hitting .306 (45-for-147) with 9 doubles, 3 triples, 9 RBI and 19 runs scored before the DL stint.

YOUNGEST RED SOX ON DATE OF DEBUT SINCE 1970

AGE (Y/D)	PLAYER	DATE
20/196	Jeff Suppan	7/17/1995
20/318	Dwight Evans	9/16/1972
20/347	Rich Gedman	9/7/1980
20/362	Roger Moret	9/13/1970
21/2	Rick Jones	4/18/1976
21/82	Luis Alvarado	4/7/1970
21/114	Juan Beniquez	9/4/1971
21/123	Jose Iglesias	5/8/2011
21/127	Jeff Sellers	9/15/1985
21/153	Kim Andrew	4/16/1975

- ♣ Played in 13 rehab games with Short-A Lowell from 7/31-8/15, hitting safely in 11 of the 13 contests for a .350 overall clip (14-for-40)...Served as the designated hitter in 11 games and played shortstop twice.
- ♣ Activated from Portland's DL on 8/17...Hit .243 (18-for-74) with a double, 4 RBI and 10 runs to finish the year.
- ♣ Appeared at shortstop in 55 games overall with the Sea Dogs, posting a .966 fielding percentage (7 E/203 TC).
- ♣ Named Best Defensive Shortstop in Double-A by *Baseball America* in a list released near the end of the season.
- ♣ Played in the Arizona Fall League for the 2nd straight year...Hit .269 (18-for-67) with 1 double, 8 RBI, 7 runs and 4 stolen bases in 17 games with the Peoria Javelinas...Appeared at shortstop in all 17 tilts.
- ♣ Following the season, ranked as the No. 1 prospect in the Red Sox system according to *Baseball America* (following the trade of former top prospect RHP Casey Kelly)...Also named the No. 52 prospect in MLB by the publication.
- ♣ Tabbed the organization's Best Defensive Infielder in *BA's* Best Tools survey for the 2nd straight season...Also named the No. 3 overall shortstop prospect on MLB.com's list prior to the 2011 season.

2009: Played for the Mesa Solar Sox in the Arizona Fall League.

- ♣ Batted .275 (19-for-69) with 4 doubles, 2 home runs, 12 RBI, 9 runs, 4 walks and 3 stolen bases in 18 games with Mesa...Selected to play in the league's Rising Stars Game (0-for-2).
- ♣ Following the season, rated as the No. 9 prospect, No. 7 position player, in the Sox system according to *Baseball America*...Also named as the organization's Best Defensive Infielder in the publication's Best Tools survey.

PERSONAL

- ♣ A native of Havana, Cuba, established residency in the Dominican Republic before signing with Boston.
- ♣ Participated in the 2010 Red Sox Rookies Program.

IN THE COMMUNITY

While with the Red Sox in 2011, took part in a fan/player photo session...As part of the Red Sox Rookie Program in 2010, visited patients at the Jimmy Fund and Children's Hospital Boston, and signed at an autograph session benefiting the Red Sox Foundation...During Spring Training, played in the Children's Hospital of Southwest Florida Celebrity Golf Classic and attended the Red Sox Foundation's Dancing with the New Stars event in Fort Myers.

JOSE IGLESIAS' CAREER RECORD

YEAR	CLUB	AVG.	G	AB	R	H	2B	3B	HR	RBI	SH	SF	HB	BB	SO	SB	CS	E
2010	Portland	.285	57	221	29	63	10	3	0	13	1	3	3	8	49	5	2	7
	Lowell	.350	13	40	8	14	2	2	0	7	0	0	1	7	8	2	1	0
2011	Pawtucket	.235	101	357	35	84	9	0	1	31	5	0	4	21	58	12	4	12
	BOSTON	.333	10	6	3	2	0	0	0	0	0	0	0	0	2	0	0	0
Major League Totals		.333	10	6	3	2	0	0	0	0	0	0	0	0	2	0	0	0
Minor League Totals		.261	171	618	72	161	21	5	1	51	6	3	8	36	115	19	7	19
Red Sox Totals		.333	10	6	3	2	0	0	0	0	0	0	0	0	2	0	0	0

2009 Signed by the Boston Red Sox as an international free agent on 9/8

ADDITIONAL BATTING STATISTICS

YEAR	CLUB	OBP	SLG	OPS	TB	GDP
2011	BOSTON	.333	.333	.667	2	0

CAREER FIELDING RECORD

YEAR	CLUB	POS	PCT.	G	GS	PO	A	E	TC	DP
2011	BOSTON	SS	1.000	8	1	2	3	0	5	0

SINGLE-GAME HIGHS

HITS	1, 2 times, last 9/19/11 vs. BAL
DOUBLES	None
HOME RUNS	None
RBI	None
RUNS SCORED	1, 3 times, last 9/13/11 vs. TOR
WALKS	None
STRIKEOUTS	1, 2 times, last 5/11/11 at TOR
STOLEN BASES	None
HITTING STREAK	2, 9/15/11-present
EJECTIONS	None

HOME RUN NOTES

MULTI-HOME RUN GAMES (0)
LEADOFF HOME RUNS (0)
GRAND SLAMS (0)
PINCH-HIT HOME RUNS (0)
EXTRA-INNING HOME RUNS (0)
GAME-ENDING HOME RUNS (0)
INSIDE-THE-PARK HOME RUNS (0)



FULL NAME: William Inman
BATS: Right **THROWS:** Right **HEIGHT:** 6-0 **WEIGHT:** 215
OPENING DAY AGE: 25
BORN: February 6, 1987 in Danville, VA
RESIDES: Danville, VA
MAJOR LEAGUE SERVICE: None
ACQUIRED: Signed as a minor league free agent on Nov. 12, 2011
SIGNED BY: Grant Brittain (Brewers)
CONTRACT STATUS: Signed through 2012

NON-ROSTER INVITEE

CAREER HIGHLIGHTS

- Has pitched at the Triple-A level in each of the last 3 seasons in the Padres system.
- Was a 3rd-round selection by Milwaukee in the 2005 First-Year Player Draft...Missed much of the 2010 season due to right elbow surgery.

Has struck out over a batter per inning in his minor league career (785 K/782.0 IP).

2011: Made career-high 42 appearances at Triple-A Tucson in 1st season following elbow surgery.

Began the season in the rotation and made 17 starts overall...25 of his last 27 appearances beginning 6/26 came out of the bullpen, his 1st relief work since 2006.

Tied for the team lead and tied for 6th in the Pacific Coast League with 120 strikeouts.

Struck out 9.23 batters per 9.0 innings (120 K/117.0 IP), including a 9.72 rate (86 K/79.2 IP) as a starter.

Fanned a season-high 10 batters in a 5.0-inning start on 5/19 at Iowa.

Of his last 12 relief appearances beginning 8/1, 9 were scoreless...Posted a 4.24 ERA (8 ER/17.0 IP) in that time.

Gave up 16 home runs but just 1 in his last 18 relief outings after the All-Star break.

2010: Pitched to a 3.61 ERA (25 ER/62.1 IP) in 11 starts with Triple-A Portland before season-ending surgery.

Went 2-0 with a 2.41 ERA (9 ER/33.2 IP) in his 1st 6 starts of the season and 0-4 with a 5.02 mark (16 ER/28.2 IP) in his remaining 5 starts.

Threw a season-high 7.0 innings on 3 occasions, including a complete-game, 2-1 loss on 5/27 vs. New Orleans.

Fanned 10 batters over 5.0 innings in his 2nd to last start of the season on 6/2 vs. Salt Lake.

Was placed on the disabled list on 6/18 with a right elbow strain...Underwent ulnar nerve transposition surgery in his right elbow and missed the duration of the season.

2009: Spent much of the season with Double-A San Antonio before making Triple-A debut at Portland.

Among Missions hurlers with at least 50.0 IP, led the club in WHIP (1.04) and ranked 2nd in opponent AVG (.218).

Earned Texas League Pitcher of the Week honors for 4/27-5/3...Won both starts in that time, allowing 1 run with 12 strikeouts in 11.0 innings (0.82 ERA) in that span.

Went 4-1 with a 3.05 ERA (15 ER/44.1 IP) in his 1st 8 starts before a 5/20 promotion to Portland, including a 4-0 record with a 1.72 ERA (6 ER/31.1 IP) in 5 starts leading up to the transfer.

Struggled in 12 Triple-A starts through 7/20, going 1-4 with a 6.71 ERA (47 ER/63.0 IP).

Finished the year back at Double-A, allowing just 1 homer in 7 more starts with the Missions.

Earned San Antonio's only playoff win in the Texas League Division Series against Midland, allowing 2 runs in 6.0 innings in Game 2.

2008: Named to the Texas League mid- and post-season All-Star teams while playing a full season with Double-A San Antonio.

Led the Texas League with 140 strikeouts and tied for 2nd with 28 starts...Ranked 2nd among qualifying starters in opponent AVG (.234) and was 4th in ERA (3.52).

Was the Texas League's 1st Pitcher of the Week for 4/3-13 after opening the season with back-to-back scoreless 5.0-inning victories...Did not allow an earned run over his 1st 3 starts of the season (13.2 IP).

Went 3-1 with a 1.95 ERA (7 ER/32.1 IP) over 6 starts in April to earn Padres Minor League Pitcher of the Month honors.

✦ Allowed 1 run in a 7.0-inning complete game on 6/2 at Arkansas...Tossed a 5.0-inning, 2-hit complete-game shutout on 6/13 at Midland.

✦ Appeared in the All-Star Futures Game at Yankee Stadium on 7/13 and tossed a scoreless inning of relief in a the 3-0 U.S. Futures loss.

2007: Combined for a 3.28 ERA (58 ER) while setting career highs with 159.1 innings and 180 strikeouts between 3 teams and 2 organizations.

✦ Had a 1.72 ERA (15 ER/78.2 IP) and 98 K's in 13 starts at Milwaukee's High-A Brevard County before a 6/15 promotion to Huntsville Double-A.

✦ Was acquired by the Padres in a 4-player deal on 7/25 and finished the season with 7 starts at Double-A Portland.

✦ Combined for 82 strikeouts over 80.2 combined innings in his Double-A debut.

✦ Following the season, was rated the No. 7 prospect in the Padres organization by *Baseball America*.

2006: Led Single-A West Virginia in wins (10), ERA (1.71) and strikeouts (134) in 23 appearances (20 starts) as the Power's youngest pitcher.

✦ Led qualifying South Atlantic League starters in strikeouts per 9.0 innings (123 K/103.1 IP) and fewest base runners per 9.0 innings (8.88)...Ranked 2nd among that group in opponent AVG (.189).

✦ Strung together 5 consecutive scoreless starts from 6/24-7/16 (21.0 IP)...Allowed just 11 hits and 6 walks with 26 K's in that time.

✦ Tabbed Milwaukee's Minor League Pitcher of the Month for both July and August...Had the South Atlantic League's 2nd-best ERA in July (0.72) and the 9th-best mark in August (1.70).

✦ Earned South Atlantic League Pitcher of the Week honors for 7/10-16...Went 1-0 with a pair of scoreless, 5.0-inning starts in that time.

✦ Named to the South Atlantic League All-Star Team as well as *Baseball America's* season-ending Single-A All-Star Team.

✦ Following the season, rated the Brewers 3rd-best prospect and the 7th-best prospect in the South Atlantic League by *Baseball America*...Also named the No. 91 prospect in MLB by the publication.

2005: Combined to go 6-0 with a 1.91 ERA (10 ER/47.0 IP) and 59 strikeouts at 2 Rookie-level stops in his 1st professional season.

✦ Made 1 appearance with the Arizona League Brewers in his pro debut, throwing a scoreless, 2.0-inning outing on 7/4 at the AZL Giants.

✦ Played the rest of the year with Helena of the Pioneer League, where he ranked 5th among qualifying league relievers in strikeouts per 9.0 innings (12.54), opponent AVG (.185) and fewest base runners per 9.0 innings (9.16)...Tied for the team lead in wins (tied, 6), WHIP (0.89) and opponent AVG (.182).

✦ Named an honorable mention to the Pioneer League All-Star Team...Named the league's 10th-best prospect by *Baseball America* after the season.

✦ Named Pioneer League Pitcher of the Week for 8/1-7...Hurled 11 scoreless innings in 2 appearances over that span, including 7.0 hitless frames with 10 K's and 1 walk for the win on 8/7 at Billings.

PERSONAL

✦ Attended Tunstall (VA) High School.

WILL INMAN'S CAREER RECORD

YEAR	CLUB	W-L	ERA	G	GS	CG	SHO	SV	IP	H	R	ER	HR	HB	BB	SO	WP	BK
2005	AZL Brewers	0-0	0.00	1	0	0	0	0	2.0	0	0	0	0	0	1	1	0	0
	Helena	6-0	2.00	13	5	0	0	1	45.0	29	11	10	5	3	11	58	6	0
2006	West Virginia	10-2	1.71	23	20	0	0	0	110.2	75	22	21	3	9	24	134	5	0
2007	Brev. County	4-3	1.72	13	13	0	0	0	78.2	56	17	15	4	3	23	98	2	0
	Huntsville	1-5	5.45	8	8	0	0	0	39.2	38	24	24	7	3	16	42	2	0
	San Antonio	3-3	4.17	7	7	0	0	0	41.0	33	19	19	6	1	19	40	1	0
2008	San Antonio	9-8	3.52	28	28	2	1	0	135.1	119	67	53	10	6	71	140	5	4
2009	Portland	1-4	6.71	12	12	0	0	0	63.0	83	49	47	15	3	25	41	1	0
	San Antonio	6-5	3.40	15	15	0	0	0	87.1	71	36	33	5	8	20	59	3	0
2010	Portland	2-4	3.61	11	11	1	0	0	62.1	54	31	25	7	3	27	52	3	0
2011	Tucson	5-11	6.15	42	17	0	0	0	117.0	139	91	80	16	3	57	120	9	0
Minor League Totals		47-45	3.76	173	136	3	1	1	782.0	697	367	327	78	42	294	785	37	4

2005 Signed by the Milwaukee Brewers as a third-round selection in the First-Year Player Draft

2007 Acquired by the San Diego Padres with LHPs Steve Garrison and Joe Thatcher in exchange for RHP Scott Linebrink on 7/25

2011 Signed by the Boston Red Sox as a minor league free agent on 11/12

BOBBY JENKS • 52 • RHP



FULL NAME: Robert Scott Jenks

BATS: Right **THROWS:** Right **HEIGHT:** 6-4 **WEIGHT:** 240

OPENING DAY AGE: 31

BORN: March 14, 1981 in Mission Hills, CA

RESIDES: Mesa, AZ

MAJOR LEAGUE SERVICE: 6 years, 90 days

ACQUIRED: Signed as a free agent on December 21, 2010

SIGNED BY: Jack Uhey (Angels)

CONTRACT STATUS: Signed through 2012

CAREER HIGHLIGHTS

🔴 In 2nd season with the Red Sox after signing a 2-year deal on 12/21/10...Served as the White Sox primary closer for the previous 5 seasons from 2006-10...Ranked 3rd in the AL in saves (167) and games finished (264) in that 5-year span.

🔴 Twice has been named an American League All-Star, earning the honor in 2006 and 2007.

🔴 Has converted 86.9 percent (173 of 201) of his career save opportunities.

🔴 His 173 career saves rank 2nd in White Sox franchise history, behind Bobby Thigpen (201).

🔴 Was 1 of 4 pitchers to collect at least 25 saves in each 5 years from 2006-10, joining Jonathan Papelbon, Mariano Rivera and Francisco Rodriguez.

🔴 Since 1st full Major League season in 2006, ranks among AL relief leaders in saves (4th, 167) and games finished (4th, 268).

🔴 Tallied a career-high 41 saves in 2006, becoming the 2nd pitcher to record at least 40 saves in either his 1st or 2nd season in the Majors, joining SEA's Kazuhiro Sasaki (45 in 2001, 2nd season)...Has since also been accomplished by 4 others.

🔴 Has averaged over a strikeout per inning 4 times in his career (2005-06, 2010 with CWS; 2011 with BOS).

🔴 Retired 41 consecutive batters (42 outs) from 7/17-8/12/07, tied for the 2nd-longest streak in baseball history.

🔴 Was a member of the White Sox 2005 World Series Championship club...Has 5 saves and a 2.00 ERA (2 ER/9.0 IP) in 7 career postseason appearances.

2011: Limited to a career-low 19 games and 15.2 innings in his 1st season with the Red Sox due to 3 separate stints on the disabled list.

🔴 Missed from 5/5 (retro to 5/2) to 5/30 with a right biceps strain...On the DL again from 6/8-27 and 7/16 (retro to 7/8) through the end of the season with left back tightness...Was transferred to the 60-day DL on 8/31.

🔴 Struck out 17 batters in 15.2 innings, including a season-high 3 K's on 4/5 at CLE and 6/4 vs. OAK.

🔴 Marked his 1st Major League season without a save...Pitched a scoreless 7th inning on 4/8 vs. NYY for his 4th career hold and 1st since 9/7/05 vs. KC while with CWS.

🔴 Tossed 4.0 hitless and scoreless frames over his 1st 4 outings with the Red Sox from 4/2-12, yielding just 2 walks with 5 strikeouts in that time...The 4 appearances with no hits marked his longest such stretch to start a season...Was the 1st hurler to begin his Red Sox career with 4 hitless and scoreless outings of at least 1.0 inning since Stan Belinda in 1995 (4).

🔴 Gave up career-high 4 earned runs over 0.1 IP on 4/15 vs. TOR for the loss...Matched career highs with 4 runs allowed (3rd time) and 4 hits allowed (6th time).

🔴 Earned his 1st win as a member of the Red Sox on 4/21 at LAA with a perfect 10th in Boston's 11-inning, 4-2 victory...Also earned the win with a scoreless 7th inning on 6/3 vs. OAK.

🔴 Held opponents scoreless in 7 of his 8 outings after being activated from his 1st DL stint on 5/31...Went 1-0 with a 2.57 ERA (2 ER/7.0 IP) and 7 strikeouts in that time.

🔴 Made 2 rehab outings with Triple-A Pawtucket from 5/27-29, allowing 1 run over 2.0 innings with 2 K's...Also pitched in rehab with Double-A Portland on 6/25 and threw a scoreless inning with 1 strikeout.

🔴 Underwent surgery to remove bone fragments from his lower back on 12/12 and 12/30.

AMERICAN LEAGUE RELIEF LEADERS, 2006-11

SAVES

RK	PITCHER	SV
1.	Mariano Rivera	224
2.	Jonathan Papelbon	219
3.	Joe Nathan	173
4.	Bobby Jenks	167
5.	Joakim Soria	160

GAMES FINISHED

RK	PITCHER	GF
1.	Mariano Rivera	342
2.	Jonathan Papelbon	330
3.	Joe Nathan	273
4.	Bobby Jenks	268
5.	Joakim Soria	239

2010: Finished among American League relief leaders in strikeouts per 9.0 innings (6th, 10.42, 61 K's/52.2 IP), save percentage (6th, 87.1), saves (8th, 27) and games finished (8th, 46)... Missed most of the final month of the season with ulnar neuritis in his right forearm.

- 🔴 Had the 2nd-best ground ball/fly ball ratio in the AL out of the bullpen at 3.23 (84 ground balls/26 fly balls).
- 🔴 Recorded 61 K's, 2nd-highest total of his career behind 80 in 2006.
- 🔴 Successful in 27 of 31 save opportunities, including 19 of 20 in the 1st half...Posted a 4.03 ERA (13 ER/29.0 IP) in save chances.
- 🔴 Had a 2.77 ERA (8 ER/26.0 IP) at home compared to 6.08 (18 ER/26.2 IP) on the road.
- 🔴 Opponents hit a career-high .260 (54-for-208), including a .277 clip (28-for-101) by right-handers...Held his 1st batters faced to a .173 mark (9-for-52).
- 🔴 Surrendered just 3 homers...Tied for 5th fewest yielded by an AL reliever (min. 50.0 IP).
- 🔴 Allowed just 12.5 percent (2 of 16) of inherited runners to score, the 10th-lowest mark among AL hurlers who inherited at least 10 runners.
- 🔴 Led the Majors with 8 saves in Interleague Play, converting each of his 8 chances vs. the National League.
- 🔴 Collected his 150th career save on 4/25 vs. SEA (1.0 IP, 0 R, 1 H, 1 BB, 2 K).
- 🔴 Converted a season-high, 15 consecutive saves from 5/11-7/15, posting a 2.45 ERA (6 ER/22.0 IP) in 23 games overall during that span.
- 🔴 Won the Major League Baseball Delivery Man of the Month Award for June after posting a 0.75 ERA (1 ER/12.0 IP) and going 10-for-10 in save chances.
- 🔴 Earned 162nd career save on 6/23 vs. ATL (1.0 IP, 0 R, 1 H), moving past Roberto Hernandez and into 2nd place in White Sox history.
- 🔴 Was on the Major League Bereavement/Family Medical Emergency List from 6/27-7/1.
- 🔴 Struck out side in order and picked up the save on 7/28 vs. SEA, 1st time accomplishing that feat since 9/2/06 at KC.
- 🔴 Appeared in just 2 games between 8/6-18 due to a sore lower back.
- 🔴 Tied a career high with 3.0 innings of work on 8/22 at KC (3rd time, 1st since 2005).
- 🔴 Saved both games of a doubleheader on 9/4 at BOS with 2.1 scoreless frames in total...Marked 2nd time saving both tilts in a twin bill (also 7/24/07 vs. DET).
- 🔴 Did not pitch after 9/4 due to ulnar neuritis in his right forearm, missing the club's final 27 games.

2009: Placed 8th in the AL with 29 saves, falling 1 shy of his 4th straight 30-save campaign.

- 🔴 Successful in 29 of 35 save opportunities (82.9 percent)...6 blown saves matched career high (also 2007) and tied for 4th most in the AL...82.9 save percentage was a career low for a full ML season.
- 🔴 Posted a 3.53 ERA (14 ER/35.2 IP) in save situations and a 4.08 ERA (8 ER/17.2 IP) in non-save outings.
- 🔴 Converted 1 of 3 save chances when throwing more than 1.0 frame.
- 🔴 20 of his 29 saves came in the 1st half...Recorded 6 saves during Interleague play.
- 🔴 Successful in 12 of 14 save chances vs. the AL Central with a 3.79 ERA (8 ER/19.0 IP) in 20 games overall vs. division foes.
- 🔴 Held right-handed batters to a .202 clip (23-for-114) compared to a .309 mark (29-for-94) by lefties.
- 🔴 Surrendered career-high 9 home runs, the most of any AL closer and tied for 8th most among all AL relievers.
- 🔴 Did not allow an earned run in a season-best 10 straight appearances from 4/12-5/12 (10.0 IP).
- 🔴 Worked a season-high 2.0 innings on both 8/12 at SEA and 9/9 vs. OAK.
- 🔴 Suffered a strained right calf during batting practice on 9/22 and missed the last 11 games of the season.

2008: Reached the 100 career save mark and recorded 3rd straight 30-save campaign... Joined Bobby Thigpen as the only White Sox hurlers to collect 30 saves in at least 3 straight seasons (Thigpen, 4 straight years, 1988-91).

- 🔴 Ranked 6th among AL leaders in save pct. (88.2) and 8th in saves (30).
- 🔴 Named 1 of 10 finalists for DHL Major League Baseball Delivery Man of the Year Award for 3rd consecutive season.
- 🔴 Allowed just 2 of 9 inherited runners to score (22.2 percent)...Registered his 1st 2 career pickoffs.
- 🔴 1.95 ERA (7 ER/32.1 IP) in the 1st half was 1.43 lower than his 3.38 mark (11 ER/29.1 IP) after the break...Saved 6 of Chicago's 1st 9 wins.
- 🔴 Picked up victories in back-to-back outings on 4/24 vs. NYY and 4/26 vs. BAL...Had a career-high, 3-game win streak from 4/24-8/24.

FASTEST TO 100 SAVES, MAJOR LEAGUE HISTORY

PLAYER	GAMES
Kazuhiko Sasaki	160
Jonathan Papelbon	176
Bobby Jenks	187
Joakim Soria	189
Billy Koch	192

Recorded 100th career save on 5/26 at CLE, becoming the 2nd-fastest pitcher in Major League history to reach that milestone, doing so in his 187th game...Kazuhiro Sasaki had done it in 160 games (Jonathan Papelbon has since moved into 2nd, reaching the mark in his 176th contest)...At 27 years, 73 days old, was also the 10th-youngest pitcher since 1969 to reach 100 saves (now ranks as the 13th youngest).

On the disabled list from 6/30-7/18 with left scapula bursitis...Included rehab assignment to Single-A Winston-Salem (7/14-15) and Double-A Birmingham (7/16).

Went 1.2 innings on 9/3 at CLE for his 28th save, ending a string of 74 saves of 3 outs or less dating back to 8/19/06 at MIN...Marked 2nd-longest career outing for a save (2.0 IP on 9/13/05 at KC).

String of 15 straight saves came to an end on 9/25 at MIN (L, 2 R/ER, 2.1 IP)...Outing was longest since 8/8/06 vs. the Yankees (2.2 IP).

Earned 30th save on 9/30 vs. MIN to secure the AL Central Division.

POSTSEASON: Saved Game 3 of the ALDS vs. TB with 1.0 scoreless inning, his only postseason appearance and the White Sox only win.

2007: Became 1st pitcher in club history to record at least 40 saves more than once...Named to 2nd straight American League All-Star team.

At 26, was the 2nd-youngest pitcher ever to record back-to-back 40-save seasons, behind Francisco Rodriguez who did it at 23-24 years old for the Angels in 2005-06.

Ranked 2nd in the AL in games finished (62), tied for 2nd in saves (40) and tied for 5th in save percentage (87.0, 40 for 46).

Named 1 of 10 finalists for the DHL MLB Delivery Man of the Year Award for the 2nd consecutive season.

2.77 ERA (20 ER/65.0 IP) was 6th lowest among AL closers...Opponents hit .198 (45-for-227), 5th best in that group (min. 10 saves on ERA and AVG).

Selected to his 2nd consecutive All-Star team but did not pitch in the game in San Francisco on 7/10...Became the 1st White Sox reliever chosen for more than 1 All-Star Game.

Posted a 1.95 ERA (7 ER/32.1 IP) and 21 saves vs. AL Central foes, including 8 saves against DET.

Converted 17 straight saves from 4/11-6/18 (2.18 ERA, 5 ER/20.2 IP in 23 G).

Career-high streak of 46 straight games without allowing a home run (45.1 IP) was snapped on 6/20 vs. FLA...Yielded a pinch-hit homer to Jason Wood, his 1st batter faced...Stretch dated back to 8/8/06.

23 saves at the All-Star break were 4th most in the AL and the 4th-highest total at the break in club history.

Retired 41 consecutive batters (42 outs) from 7/17-8/12, tied with San Francisco's Jim Barr (1972) for the 2nd-longest streak in baseball history...Streak began on 7/17 at CLE following a pinch-hit home run by Ryan Garko with no outs in the 9th and was snapped on 8/20 vs. KC on Joey Gathright's single to left field to lead off the 9th.

Made 13 straight appearances of at least 1.0 inning without allowing a baserunner from 7/19-8/12, the most in baseball since at least 1919...Had a career-high 18 straight scoreless outings (18.0 IP) from 7/19-9/4.

Saved both games on 7/24 vs. DET, becoming the 1st White Sox pitcher to record 2 saves in 1 day since Bobby Thigpen on 7/27/91 at BOS.

2006: Earned 1st All-Star selection and set a career high with 41 saves in 1st full Major League campaign.

Became the 2nd pitcher in baseball history to record at least 40 saves in either his 1st or 2nd season in the Majors (Seattle's Kazuhiro Sasaki, 45 in 2001, 2nd season...Has since been accomplished by 4 others).

41 saves marked the 3rd-highest, single-season total in White Sox history behind Bobby Thigpen (57 in 1990) and Keith Foulke (42 in 2001).

Ranked 2nd in the AL in saves, 3rd in the Majors, and 4th in the junior circuit in save percentage (91.1), 6th in the ML...Allowed 16.7 percent (5 of 30) of inherited runners to score, the 2nd-best mark in the AL.

Finished 3rd in the AL Rolands Relief Man standings with 117 points (LAA's Francisco Rodriguez won the award)...Named 1 of 10 finalists for the DHL MLB Delivery Man of the Year.

Made his 1st career Opening Day roster.

Suffered 1st blown save of the season on 5/5 vs. the Royals (0.2 IP, 3 R/ER), ending string of 12 straight saves converted dating to 9/29/05...Over 20 outings from 5/14-7/1, gave up just 1 run on 11 hits in 22.1 IP with 15 saves in 15 chances, lowering his ERA from 5.52 to 2.41 in that time.

Converted a career-high, 19 straight save opportunities from 5/7-7/29 (30 G, 2.94 ERA, 11 ER/33.2 IP).

Received DHL Delivery Man of the Month Award for June after posting 10 saves with a 0.60 ERA (1 ER/15.0 IP).

2006 MAJOR LEAGUE SAVES LEADERS

RK	PITCHER, TEAM	SV
1.	Francisco Rodriguez, LAA	47
2.	Trevor Hoffman, SD	46
3.	Bobby Jenks, CWS	41
4.	Billy Wagner, NYM	40
5.	B.J. Ryan, TOR	38

- Named to his 1st AL All-Star team after going 2-1 with a 2.83 ERA (13 ER/41.1 IP) and 26 saves in 27 chances in the 1st half...His 26 saves at the break tied Roberto Hernandez (1996) for the 2nd-highest total in White Sox history, behind only Bobby Thigpen's 27 in 1990...Did not pitch in the Midsummer Classic in Pittsburgh.
- Compiled a 5.72 ERA (18 ER/28.1 IP) with 15 saves in 18 chances after the break.
- Matched season highs with 2.2 IP (also 7/9 vs. BOS) and 4 strikeouts (also 7/5 vs. BAL) in a win on 8/8 vs. NYY.
- Left the team in Boston on 9/5 to undergo an MRI on his right hip in Chicago (results were negative).
- Became 3rd White Sox pitcher to reach the 40-save mark on 9/11 at LAA.
- Ranked by *Baseball America* as the No. 1 Prospect in the White Sox organization entering the season.

2005: Made Major League debut and was part of the White Sox World Series championship in 1st season in the organization and his 1st campaign as a reliever.

- Appeared in 32 games in relief with the White Sox, his 1st Big League action...Was successful on 6 of 8 save chances and posted 3 holds.
- Averaged 11.44 strikeouts per 9.0 IP (50 K's/39.1 IP), 6th-best among AL relievers...Recorded at least 1 strikeout in 25 of 32 outings, including 2 or more 16 times.
- Held lefties to just a .105 clip (6-for-57) while right-handers had a .298 AVG (28-for-94).
- Recalled from Double-A Birmingham on 7/5...Made Major League debut on 7/6 vs. TB, pitching a scoreless ninth inning with 2 strikeouts in a 7-2 White Sox victory.
- Compiled a 2.13 ERA (9 ER/38.0 IP) after the All-Star break, including a streak of 16.0 consecutive IP (11 G) without allowing an earned run from 8/16-9/13.
- Collected 1st save on 8/25 vs. MIN, tossing a perfect 10th with 2 K's in a 2-1 win...Earned 1st Major League victory on 9/16 at MIN, throwing 1.1 scoreless frames in a 2-1 win in 10 innings.
- Matched career highs on 9/9 vs. LAA with 3.0 scoreless IP (2nd time, also 8/16 vs. MIN) and 5 strikeouts (2nd time, also 7/19 vs. DET).
- Suffered 1st 2 career blown saves in back-to-back outings on 9/19-20 vs. CLE and 1st loss on 9/22 vs. MIN.
- Saved the AL Central Division-clinching win at DET on 9/29...Also saved the 1st 2 games of the season-ending, 3-game sweep at CLE which eliminated the Indians from playoff contention.
- Began the year with Double-A Birmingham and went 1-2 with 19 saves, a 2.85 ERA (13 ER/41.0 IP) and 48 strikeouts in 35 games working from the bullpen for the 1st time in his career.
- Was tied for the Southern League lead in saves at the time of his promotion...Converted to a reliever after being claimed off waivers from the Angels on 12/17/04.

POSTSEASON: Posted a 2.25 ERA (2 ER/8.0 IP) with 4 saves and 8 strikeouts in 6 relief appearances for the World Champion White Sox...Was 4 for 5 in save situations...Earned the save in Games 2 and 3 of the ALDS vs. BOS...Saved Game 2 at Fenway Park with 2.0 scoreless IP, becoming the 2nd pitcher since 1975 to record a save of 6 or more outs in his postseason debut (also St. Louis' Steve Kline in the 2001 NLDS)...Did not pitch in the ALCS vs. LAA...Pitched in all 4 World Series contests against the Astros, saving 2 games (2 ER/5.0 IP)...Picked up the save in Game 1 in Chicago, becoming the 1st rookie to earn a save in the World Series since Atlanta's Pedro Borbon (Game 4 of the 1995 WS)...Suffered only blown save of the postseason in Game 2 (2 ER/0.2 IP), allowing a game-tying, 2-run single to Houston's Jose Vizcaino in the 9th...Tossed 2.0 scoreless IP in Game 3, a 7-5 Chicago win in 14 innings...Became the 1st rookie in Major League history to earn the save in the clinching game of the World Series in Game 4 at HOU with a scoreless ninth inning...Also was the 1st rookie to finish the clinching game for the winning team in the Fall Classic since the Dodgers Larry Sherry won Game 6 of the 1959 World Series.

2004: Missed most of his last season in the Angels system with an injured right elbow, making just 5 starts between Triple-A Salt Lake, Rookie-level Angels and Single-A Rancho Cucamonga.

- Ranked by *Baseball America* prior to the season as the No. 5 Prospect in the Angels organization.
- On the disabled list from 4/20-6/22 and 6/28 through the remainder of the season with right elbow irritation.
- Claimed off waivers by the White Sox on 12/17.

2003: Spent the season at Double-A Arkansas but limited to 16 starts after missing most of the 1st 3 months with right elbow irritation.

- Placed on Arkansas' DL with a right elbow strain on 5/5 and activated on 7/6...Stint included a rehab assignment with the Rookie-level Angels from 6/30-7/5 in Arizona.
- Named organization Player of the Month for August after going 3-1 with a 0.82 ERA (3 ER/33.0 IP) in 6 starts.
- Pitched for San Juan in the Puerto Rican Winter League, going 5-1 with a 3.14 ERA (18 ER/51.2 IP) and 47 strikeouts in 11 games (8 starts).

2002: Combined to go 6-11 with a 4.74 ERA (65 ER/123.1 IP) and a career-high 122 strikeouts in 21 games (20 starts) between Double-A Arkansas and Single-A Rancho Cucamonga.

➤ Begun season at Arkansas but was transferred to Rancho Cucamonga on 6/19.

➤ Following the season, pitched for Scottsdale in the Arizona Fall League, going 1-1 with a 1.08 ERA (5 ER/41.2 IP) and 54 strikeouts in 9 starts...Led the league in strikeouts for the 2nd straight season, becoming the 2nd player in AFL history to lead the same category 2 consecutive years...Named AFL Player of the Week for 10/8-13.

2001: Made career-high 23 starts between Single-A Cedar Rapids (21) and Double-A Arkansas (2).

➤ Led the Kernels in starts and strikeouts (98)...Transferred to Arkansas on 8/22.

➤ On Cedar Rapids disabled list with a right shoulder strain from 5/26-6/21.

➤ Led the Arizona Fall League with 49 strikeouts while pitching for Scottsdale.

2000: Made pro debut at Rookie-level Butte.

➤ Ranked 2nd in the Pioneer League in losses (7) and 4th in walks (44).

PERSONAL

➤ Married to Adele...The couple has 4 children: Cuma, Nolan, Rylan and Jackson.

➤ Attended Inglemoor High School in Bothell, WA.

➤ Participated in Major League Baseball's Career Development seminar in January 2003.

IN THE COMMUNITY

In his 1st season with the Red Sox in 2011, Bobby attended events that benefitted the Red Sox Foundation, including the Welcome Home Dinner and Picnic in the Park...Was active in the White Sox community outreach while in Chicago, including support of the White Sox Amateur City Elite (ACE) Player-of-Month...The award was given once per month during the season to an ACE player for outstanding performance both on and off the field...In addition to spending time with the winner during batting practice, visited the youth during practices over the summer, serving as a mentor to ACE team members...In 2009, taped a Public Service Announcement for Chicago Saves, a financial literacy program...Participated in the "Field of Greens" golf outing to benefit Chicago White Sox Charities during the 2008 campaign...Served food and visited with children at the White Sox Boys & Girls Club Holiday Party in 2007...Also supported St. Baldrick's fundraising efforts that year by shaving his head...Made a PSA for KinderVision in support of child safety and also for Gateway Green in 2006.

BOBBY JENKS' CAREER RECORD

YEAR	CLUB	W-L	ERA	G	GS	CG	SHO	SV	IP	H	R	ER	HR	HB	BB	SO	WP	BK
2000	Butte	1-7	7.86	14	12	0	0	0	52.2	61	57	46	2	5	44	42	19	2
2001	Cedar Rapids	3-7	5.27	21	21	0	0	0	99.0	90	74	58	10	12	64	98	13	1
	Arkansas	1-0	3.60	2	2	0	0	0	10.0	8	5	4	0	2	5	10	3	0
2002	Arkansas	3-6	4.66	10	10	1	0	0	58.0	49	34	30	2	2	44	58	2	1
	Cucamonga	3-5	4.82	11	10	1	1	0	65.1	50	42	35	4	4	46	64	11	2
2003	Arkansas	7-2	2.17	16	16	0	0	0	83.0	56	23	20	2	2	51	103	6	0
	Mesa	0-0	0.00	1	1	0	0	0	4.0	2	0	0	0	0	0	5	0	0
2004	Salt Lake	0-1	8.76	3	3	0	0	0	12.1	19	15	12	1	1	6	13	0	0
	Mesa	0-0	8.10	1	1	0	0	0	3.1	2	3	3	0	0	3	5	1	0
	Cucamonga	0-1	19.64	1	1	0	0	0	3.2	5	8	8	0	1	7	3	0	0
2005	Birmingham	1-2	2.85	35	0	0	0	19	41.0	34	17	13	1	4	20	48	6	0
	WHITE SOX	1-1	2.75	32	0	0	0	6	39.1	34	15	12	3	1	15	50	4	0
2006	WHITE SOX	3-4	4.00	67	0	0	0	41	69.2	66	32	31	5	2	31	80	3	0
2007	WHITE SOX	3-5	2.77	66	0	0	0	40	65.0	45	20	20	2	1	13	56	4	0
2008	Winston-Salem	0-0	9.00	1	1	0	0	0	1.0	3	1	1	0	0	0	0	0	0
	WHITE SOX	3-1	2.63	57	0	0	0	30	61.2	51	18	18	3	1	17	38	3	0
	Birmingham	0-0	0.00	1	1	0	0	0	1.0	0	0	0	0	0	0	3	0	0
2009	WHITE SOX	3-4	3.71	52	0	0	0	29	53.1	52	24	22	9	2	16	49	0	0
2010	WHITE SOX	1-3	4.44	55	0	0	0	27	52.2	54	28	26	3	1	18	61	2	0
2011	Pawtucket	0-0	4.50	2	2	0	0	0	2.0	2	1	1	0	0	1	2	0	0
	BOSTON	2-2	6.32	19	0	0	0	0	15.2	22	12	11	1	0	13	17	3	1
	Portland	0-0	0.00	1	1	0	0	0	1.0	1	0	0	0	0	0	1	0	0
Major League Totals		16-20	3.53	348	0	0	0	173	357.1	324	149	140	26	8	123	351	19	1
Minor League Totals		19-31	4.75	120	82	2	1	19	437.1	382	280	231	22	33	291	455	61	6
Red Sox Totals		2-2	6.32	19	0	0	0	0	15.2	22	12	11	1	0	13	17	3	1

2000 Signed by the Anaheim Angels as a fifth-round selection in the First-Year Player Draft

2004 Claimed off waivers by the Chicago White Sox on 12/17

2010 Signed by the Boston Red Sox as a free agent on 12/21

BOBBY JENKS, CONTINUED

DIVISION SERIES RECORD

YEAR	CLUB	W-L	ERA	G	GS	CG	SHO	SV	IP	H	R	ER	HR	HB	BB	SO	WP	BK
2005	CWS vs. BOS	0-0	0.00	2	0	0	0	2	3.0	1	0	0	0	0	1	1	0	0
2008	CWS vs. TB	0-0	0.00	1	0	0	0	1	1.0	1	0	0	0	0	0	1	0	0
Division Series Totals		0-0	0.00	3	0	0	0	3	4.0	2	0	0	0	0	1	2	0	0

WORLD SERIES RECORD

YEAR	CLUB	W-L	ERA	G	GS	CG	SHO	SV	IP	H	R	ER	HR	HB	BB	SO	WP	BK
2005	CWS vs. HOU	0-0	3.60	4	0	0	0	2	5.0	3	2	2	0	1	2	7	0	0

ALL-STAR GAME RECORD

YEAR	CLUB	W-L	ERA	G	GS	CG	SHO	SV	IP	H	R	ER	HR	HB	BB	SO	WP	BK
2006	AL at PIT																	
2007	AL at SF																	

CAREER FIELDING RECORD

YEAR	CLUB	POS	PCT.	G	GS	PO	A	E	TC	DP
2005	WHITE SOX	P	.833	32	0	2	3	1	6	0
2006	WHITE SOX	P	.917	67	0	5	6	1	12	1
2007	WHITE SOX	P	1.000	66	0	3	12	0	15	1
2008	WHITE SOX	P	1.000	57	0	4	12	0	16	1
2009	WHITE SOX	P	1.000	52	0	1	2	0	3	0
2010	WHITE SOX	P	.941	55	0	4	12	1	17	1
2011	BOSTON	P	1.000	19	0	1	3	0	4	1
Career Totals		P	.959	348	0	20	50	3	73	5

CAREER SINGLE-GAME HIGHS

INNINGS PITCHED	3.0, 3 times, last 8/22/10 for CWS at KC
STRIKEOUTS	5, 2 times, last 9/9/05 for CWS vs. LAA
HITS ALLOWED	4, 6 times, last 4/15/11 vs. TOR
RUNS ALLOWED	4, 3 times, last 4/15/11 vs. TOR
WALKS ALLOWED	3, 3 times, last 5/1/11 vs. SEA
HOME RUNS ALLOWED	2, 9/17/09 for CWS at SEA
EJECTIONS	None



RYAN KALISH • 55 • OF



FULL NAME: Ryan Michael Kalish
BATS: Left **THROWS:** Left **HEIGHT:** 6-0 **WEIGHT:** 213
OPENING DAY AGE: 24
BORN: March 28, 1988 in Shrewsbury, NJ
RESIDES: Shrewsbury, NJ
MAJOR LEAGUE SERVICE: 69 days
ACQUIRED: Selected in the ninth round of the 2006 First-Year Player Draft
SIGNED BY: Ray Fagnant (Red Sox)
CONTRACT STATUS: Signed through 2012

CAREER HIGHLIGHTS

- ✦ In 7th season in the Red Sox system, 3rd in Major League Spring Training.
- ✦ Missed much of the 2011 season due to injuries.
- ✦ Made Major League debut with Boston in 2010 and earned Red Sox Rookie of the Year honors from the Boston Baseball Writers.
- ✦ Named Red Sox Minor League Offensive Player of the Year in 2009.

2011: Spent the season in the minor leagues, playing just 24 games due to 2 stints on the disabled list.

- ✦ Totaled 22 games with Triple-A Pawtucket, batting .209 (18-for-86) with 6 doubles, 9 RBI and 8 walks... Played 17 games in center field, 1 in right field and 4 at designated hitter with the PawSox.
- ✦ Hit .236 (13-for-55) with 4 doubles and 7 RBI in 14 games before landing on the DL on 4/23 (retro to 4/22) due to a left shoulder injury suffered while making a diving catch in center field on 4/21 vs. Syracuse....Suffered a partial tear of the labrum in his left shoulder and a neck injury.
- ✦ Appeared in 2 rehab games with Short-A Lowell from 8/4-6, going 3-for-6 (.500) with 2 RBI and a walk, and was reinstated to Pawtucket's roster on 8/8.
- ✦ Went 5-for-31 (.161) with 2 doubles and 2 RBI in 8 contests from 8/8-20 before landing on the DL again on 8/23 due to right trapezius inflammation...Missed the remainder of the season.
- ✦ Underwent surgery on 9/14 to repair a bulging disc in his neck, performed by Dr. Joseph Maroon in Pittsburgh, PA...Underwent labrum surgery on his left shoulder on 11/8, performed by Dr. Lewis Yocum in Los Angeles, CA.

2010: Named Red Sox Rookie of the Year by the Boston Chapter of the BBWAA after making his Major League debut on 7/31.

- ✦ Appeared in 53 games for Boston overall, playing all 3 outfield positions, including 38 games in center (32 starts)... Tallied 3 outfield assists, 6th-most among AL rookies...Appeared in center field in 25 of the club's last 30 tilts (23 GS).
- ✦ Tied for 2nd among AL rookies with 10 stolen bases in 11 chances...Tied for the AL rookie lead from his debut on 7/31 through the end of the season with 11 doubles and also ranked among AL rookie leaders in that span in runs (T-4th, 26), hits (5th, 41), homers (T-5th, 4), RBI (T-3rd, 24) and extra-base hits (T-2nd, 16).
- ✦ Notched hits in 30 of his 53 ML games, reaching base in 34...Had 4 homers, all with at least 1 runner on base.
- ✦ Knocked 2 grand slams (8/17 vs. LAA and 9/6 vs. TB), tying the Red Sox rookie record...Became the 7th Red Sox rookie to accomplish the feat, joining Jim Tabor (1939), Ted Williams (1939), Walt Dropo (1950), Faye Throneberry (1952), Ellis Burks (1987) and Bob Zupcic (1992).
- ✦ Was only the 3rd Major Leaguer to hit 2 grand slams within 6 weeks of his 1st Big League game, with the others also doing it for the Red Sox: Faye Throneberry in 1952 and Ellis Burks in 1987...Combined with Daniel Nava (1 grand slam), it was the 1st time Boston has had 3 grand slams from rookies since 1992 when Zupcic hit 2 and John Valentin hit 1.
- ✦ Went 2-for-5 (.400) with 2 RBI, a run and walk in the pinch...Notched 1st career pinch-hit (single) in 1st chance, 8/10 at TOR.
- ✦ Selected to Boston's roster on 7/31 and made Big League debut with a start in left field that day vs. DET...Recorded 1st hit in 1st plate appearance, a 3rd-inning single...Collected his 1st RBI with a single in the 7th inning.
- ✦ At 22 years, 125 days old in his debut on 7/31, became the youngest Boston left fielder since Greg Blosser (22 years, 99 days) on 10/3/93...2 days later, became the youngest Red Sox center fielder since Michael Coleman (22 years, 34 days) on 9/19/97...The next day, became the youngest Sox right fielder since Mike Greenwell (22 years, 73 days) on 9/29/85.

- Recorded 3 multi-hit games in his 1st 4 Major League tilts, the 4th Sox rookie since 1920 to do that, 1st since Morgan Burkhardt had 4 straight multi-hit efforts to start his career in 2000.
- Went 3-for-3 with a double and a walk on 8/2 vs. CLE...Was the 1st Red Sox player to tally 3 hits in a game within his 1st 3 career ML contests since Nomar Garciaparra in his 2nd career game on 9/1/96 at OAK (3-for-5)...Double in the 7th marked 1st career extra-base hit and also collected 1st outfield assist in the 4th inning.
- Connected for his 1st Major League home run in the 6th inning on 8/6 at NYY, a 2-run shot off Javier Vazquez that gave the Red Sox a 6-3 lead...Was the 1st Red Sox to hit his 1st home run against the Yankees in New York since David Murphy on 9/17/06 (G1).

Knocked 1st career grand slam on 8/17 vs. LAA off Jered Weaver...At 22 years, 142 days old, was the youngest Red Sox player with a slam since Tony Conigliaro's on 8/24/65 at 20 years, 229 days.

Hit 2nd grand slam on 9/6 off TB's Andy Sonnanstine at Fenway Park and also stole 2 bases in that contest, becoming the 1st Red Sox ever with a slam and multiple stolen bases in a game, the 1st Major Leaguer since Matt Lawton, 5/8/05 at ARI while with PIT.

Placed 3rd among AL rookies with 16 RBI in September/October.

Stole both second and home in the 6th inning on 10/3 vs. NYY, the last day of the season...Swipe of home came on a double steal with Daniel Nava taking 2nd base.

Batted .294 (86-for-293) with 18 doubles, 2 triples, 13 homers, 47 RBI, 57 runs, 42 walks and 25 stolen bases in 78 games combined between Double-A Portland and Triple-A Pawtucket.

Began the year with Portland and was transferred to Pawtucket on 6/1...Hit .294 (42-for-143) with 5 homers, 18 RBI and 12 stolen bases in 37 contests with the PawSox, including multiple hits in 13 of his last 24 games, going 34-for-100 (.340) in that span.

Appeared in 70 tilts in the outfield between Portland and Pawtucket, playing right (24 G), center (28 G) and left (21 G).

2009: Named Red Sox Minor League Offensive Player of the Year in a season split between Single-A Salem and Double-A Portland.

Combined to hit .279 (141-for-506) while setting career highs with 18 home runs and 77 RBI.

Led Red Sox farmhands with 84 runs, 231 total bases and 68 walks...Also ranked among that group in homers (2nd), RBI (4th) and stolen bases (T-5th, 21).

Named Red Sox Minor League Base Stealer of the Month for April with 7 thefts in 8 chances.

Was leading Salem in homers (5) and ranked 3rd in the Carolina League in OBP (.434) at the time of his 5/15 promotion to Portland...Drove in 12 runs over his final 12 Single-A contests.

Played a total of 53 games in center field and 31 in right.

Hit .301 (22-for-73) with 1 homer and 15 RBI in 21 games for Mesa of the Arizona Fall League.

After the season, ranked by *Baseball America* as the Red Sox No. 5 prospect, No. 4 position player...Also named the No. 9 prospect in the Carolina League.

2008: Spent most of year at Single-A Greenville before August call-up to High-A Lancaster.

Combined to hit .266 (118-for-433) with 5 home runs and 46 RBI between the 2 stops.

Was 19-for-23 in stolen base attempts to finish tied for 5th among Red Sox minor leaguers.

Ranked 2nd on the Drive (min. 100 AB) with a .281 AVG (101-for-360) and 3rd in games (96), hits (101), runs (51) and stolen bases (18).

Led all Red Sox minor leaguers with a .311 clip (28-for-90), 6 doubles and a .438 OBP in July to earn the club's Minor League Offensive Player of the Month Award.

Promoted to Lancaster on 8/14 and drove in multiple runs in 4 straight games from 8/19-22, going 7-for-18 (.389) with 2 homers and 10 RBI.

Was 0-for-5 in 2 playoff games with the JetHawks.

Hit .282 (20-for-71) with 1 homer and 13 stolen bases for North Shore Honu of Hawaii Winter Baseball.

Following the season, ranked by *Baseball America* as No. 13 prospect, No. 8 position player, in the Sox system.

2007: Led Short-A Lowell, ranked 4th in the Red Sox system and 8th in the New York-Penn League with 18 steals in 23 tilts.

Was leading the New York-Penn League in runs (27) and stolen bases (18), and was the league's reigning Player of the Week before suffering a season-ending injury on 7/16...Earned Player of the Week honors for 7/9-15 after going 12-for-15 (.800) with 3 doubles, 2 homers, 5 RBI, 6 runs and 4 steals in 4 games in that period.

Named Red Sox Minor League Base Stealer of the Month for June (10 SB in 10 attempts) and swiped 12 bags in his 1st 12 games from 6/19-7/2.

Selected to the NYPL All-Star Game, but was on the DL and did not participate.

After the season, ranked by *Baseball America* as the No. 6 prospect, No. 4 position player, in Boston's system.

2006: Made professional debut in 17 games split between the Gulf Coast League Red Sox and Short-A Lowell.

👉 Hit safely in 4 of his 6 games with the GCL Red Sox and transferred to Lowell on 8/26.

👉 Went 1-for-11 with an RBI and 2 runs in 3 postseason games for the GCL Red Sox.

PERSONAL

👉 Graduated from Red Bank (NJ) Catholic High School...In addition to baseball, starred as the football team's quarterback and on the basketball court.

👉 Participated in the 2010 Red Sox Rookie Program.

IN THE COMMUNITY

During the offseason, Ryan attended the 2012 Jimmy Fund New Stars for Young Stars event...At Spring Training in 2011, participated in the Days of Service event, volunteering at a center for at-risk girls...Has twice been a contestant in the Red Sox Foundation's Dancing with the New Stars event...Also plays in the Celebrity Golf Classic and attends the Diamond Dinner, both to benefit the Children's Hospital of Southwest Florida...While in Boston for the 2010 Red Sox Rookie Program, attended the New Stars for Young Stars event and participated in the Hot Stove Cool Music Roundtable, which benefitted the Foundation to be Named Later...Also visited the Jimmy Fund and Children's Hospital Boston as part of the Rookie program...After his call-up in July, attended the Red Sox Foundation's Picnic in the Park fundraiser, spoke at a BoSox Club Luncheon and greeted fans at the gates during a home game in September.

RYAN KALISH'S CAREER RECORD

YEAR	CLUB	AVG.	G	AB	R	H	2B	3B	HR	RBI	SH	SF	HB	BB	SO	SB	CS	E
2006	Lowell	.200	11	35	8	7	0	1	0	4	0	1	2	2	14	2	0	1
	GCL Red Sox	.300	6	20	6	6	2	0	1	2	0	0	0	1	2	0	0	0
2007	Lowell	.368	23	87	27	32	4	1	3	13	0	0	1	16	12	18	3	2
	Lancaster	.233	18	73	6	17	6	0	2	14	0	1	0	8	23	1	0	1
2008	Greenville	.281	96	360	51	101	16	1	3	32	0	3	4	53	76	18	4	3
	Portland	.271	103	391	63	106	19	4	13	56	0	3	1	42	87	14	3	4
2009	Salem	.304	32	115	21	35	5	2	5	21	0	1	1	26	20	7	3	1
	Portland	.293	41	150	35	44	9	1	8	29	0	3	2	28	21	13	1	4
2010	Pawtucket	.294	37	143	22	42	9	1	5	18	0	2	1	14	32	12	2	2
	BOSTON	.252	53	163	26	41	11	1	4	24	2	1	1	12	38	10	1	2
2011	Pawtucket	.209	22	86	9	18	6	0	0	9	0	2	0	8	20	4	3	1
	Lowell	.500	2	6	2	3	0	0	0	2	0	0	0	1	1	0	0	0
Major League Totals		.252	53	163	26	41	11	1	4	24	2	1	1	12	38	10	1	2
Minor League Totals		.280	391	1466	251	411	75	11	40	200	0	16	12	199	308	89	19	19
Red Sox Totals		.252	53	163	26	41	11	1	4	24	2	1	1	12	38	10	1	2

2006 Signed by the Boston Red Sox as a ninth-round selection (club's 13th pick) in the First-Year Player Draft

ADDITIONAL BATTING STATISTICS

YEAR	CLUB	OBP	SLG	OPS	TB	GDP
2010	BOSTON	.305	.405	.710	66	5

CAREER FIELDING RECORD

YEAR	CLUB	POS	PCT.	G	GS	PO	A	E	TC	DP
2010	BOSTON	OF	.982	51	44	105	3	2	110	1

SINGLE-GAME HIGHS

HITS	3, 8/2/10 vs. CLE
DOUBLES	1, 11 times, last 9/25/10 at NYY
HOME RUNS	1, 4 times, last 9/13/10 at SEA
RBI	4, 2 times, last 9/6/10 vs. TB
RUNS SCORED	3, 9/6/10 vs. TB
WALKS	2, 10/2/10 vs. NYY
STRIKEOUTS	2, 6 times, last 9/17/10 vs. TOR
STOLEN BASES	2, 3 times, last 10/3/10 vs. NYY
HITTING STREAK	5, 9/21/10-9/27/10
EJECTIONS	None

HOME RUN NOTES

MULTI-HOME RUN GAMES (0)
LEADOFF HOME RUNS (0)
GRAND SLAMS (2)
Last: 9/6/10 vs. TB off Andy Sonnanstine
PINCH-HIT HOME RUNS (0)
EXTRA-INNING HOME RUNS (0)
GAME-ENDING HOME RUNS (0)
INSIDE-THE-PARK HOME RUNS (0)

JOSH KROEGER • 73 • OF



FULL NAME: Joshua J. Kroeger
BATS: Left **THROWS:** Left **HEIGHT:** 6-3 **WEIGHT:** 210
OPENING DAY AGE: 29 (Turns 30 on August 31)
BORN: August 31, 1982 in Davenport, IA
RESIDES: Peoria, AZ
MAJOR LEAGUE SERVICE: 32 days
ACQUIRED: Signed as a minor league free agent on January 13, 2012
SIGNED BY: James Keller (Diamondbacks)
CONTRACT STATUS: Signed through 2012

NON-ROSTER INVITEE

CAREER HIGHLIGHTS

✦ In his 13th year in professional baseball and 1st season in the Red Sox system.
✦ Enters his 5th Major League Spring Training camp, having previously been invited by the Cubs (2008), White Sox (2009-10) and Marlins (2011).

✦ Saw his 1st and only Major League action in 2004 just after his 22nd birthday...Went 9-for-54 (.167) in 22 games with the D-Backs as a September call-up.

✦ Named a minor league All-Star in 2003 (California League), 2004 (Texas League) and 2007 (Southern League).

2011: Hit 11 home runs in 82 games for Florida's Triple-A affiliate in New Orleans before a season-ending stint on the disabled list.

✦ Was a non-roster invitee to Florida's Major League Spring Training camp.

✦ Went on the DL on 7/5 with a right knee sprain and underwent ACL surgery...Did not return to action...At that time, was leading the Zephyrs with 56 RBI.

✦ Reached safely in 24 consecutive home games from 5/1-6/12.

✦ Scored a season-high 5 runs on 6/2 at Omaha, the most by a New Orleans players since the 2007 season.

✦ Split time between the outfield (54 games) and 1st base (30).

2010: Spent a 2nd straight season with Triple-A Charlotte in White Sox organization.

✦ Started the season with at least 1 hit in 16 of his 1st 21 games, including a season-best, 11-game hit streak from 4/12-22 over which he hit .325 (13-for-40) with 2 doubles, 1 triple, 2 home runs and 8 RBI.

✦ On 7/27 at Louisville, connected for his 15th and final home run of the season, a fourth-inning grand slam.

✦ Appeared at all 3 outfield positions, as well as 1st base and designated hitter...Was on the DL from 7/29-8/4.

✦ Was a non-roster invitee to White Sox Major League Spring Training camp.

✦ Following the season, appeared in 41 games with Leones del Caracas in the Venezuelan Winter League... Named Venezuelan League MVP after hitting .369 (55-for-149) with 13 doubles, 4 triples, 8 homers and 36 RBI.

2009: Was a non-roster invitee to White Sox Spring Training camp and played the season with Triple-A affiliate in Charlotte.

✦ Led the Knights with a career-high 23 stolen bases...Finished 4th in the International League with 501 AB.

✦ Appeared at all 3 outfield positions as well as first base, predominantly playing right field.

✦ Prior to the season, was a member of gold-medal winning Team USA in the IBAF Baseball World Cup in Italy.

✦ Following the season, hit .289 (46-for-159) with 12 doubles, 3 triples, 4 home runs and 23 RBI in 43 games with Caracas of the Venezuelan Winter League.

2008: Spent the entire season with Triple-A Iowa in the Cubs organization, batting .307 (132-for-430) with 38 doubles and 15 home runs.

✦ Ranked 4th in the Pacific Coast League in doubles.

✦ Hit .347 (60-for-173) in his final 50 games beginning 7/1...Went 5-for-5 with 2 doubles and 2 RBI on 7/28 at Las Vegas.

✦ Batted .286 (6-for-21) in 5 playoff games.

✦ Was a non-roster invitee to Spring Training with the Cubs.

✦ Played with Leones of the Venezuelan Winter League, hitting .299 (56-for-187) with 10 home runs and 43 RBI.

2007: Set career-highs with 21 homers, 48 walks and a .401 OBP between Double-A Tennessee and Triple-A Iowa in the Cubs system.

- 🔥 Combined to hit .330 (132-for-400) with 81 RBI in 117 games between the 2 stops.
- 🔥 Began the season with Tennessee and was leading the Southern League with a .382 AVG (86-for-225) at the time of his promotion on 6/20...Was named to the Southern League's mid-season All-Star team.
- 🔥 Played in 51 games with Iowa, going 46-for-175 (.263).
- 🔥 Was on the disabled list with a strained right ribcage from 7/31-8/16.

2006: Played for Triple-A Scranton/Wilkes-Barre in his 1st season in the Philadelphia organization following a 1/6 waiver claim.

- 🔥 Had a season-long, 10-game hitting streak from 5/17-28.
- 🔥 Was on the disabled list from 6/7-15 with a strained left hamstring.
- 🔥 Played in 4 playoff games for the Red Barons.
- 🔥 Appeared in 38 games for Zulia of the Venezuelan Winter League, batting .248 (31-for-125).

2005: Spent the season at Arizona's Triple-A Tucson, appearing in 129 games.

- 🔥 Led the team with 17 stolen bases in 21 attempts.
- 🔥 Homered in both ends of a doubleheader on 5/29 vs. Las Vegas.
- 🔥 Finished the season with a 9-game hitting streak from 8/28-9/5.

2004: Set career highs in doubles (51), RBI (87), AVG (.331), SLG (.587) and OPS (.972) between Arizona's Double-A El Paso and Triple-A Tucson clubs...Made his Major League debut with the Diamondbacks as a September call-up.

- 🔥 Began the season with El Paso and hit .331 (81-for-245) with 28 doubles, 9 homers and 46 RBI.
- 🔥 Was 4-for-4 with 3 doubles on 6/1 vs. Round Rock and earned Texas League Player of the Week honors for 5/31-6/6.
- 🔥 Named to the Texas League's mid-season All-Star Team and hit a 2-run homer in the exhibition.
- 🔥 Was promoted to the Sidewinders on 6/22 and batted .332 (69-for-208) with 10 homers and 41 RBI in 59 tilts.
- 🔥 Went 1-for-4 in his ML debut on 9/2 vs. LAD after being recalled earlier in the day...Played 22 games in his only career ML action.

2003: Combined to hit .314 (161-for-513) with 39 doubles, 8 home runs and 77 RBI in 132 games between High-A Lancaster and Double-A El Paso.

- 🔥 Led all Diamondbacks farmhands in doubles, 11th most among all minor leaguers...Set career-highs in runs (76), hits and triples (8).
- 🔥 Began the season with the JetHawks, hitting .341 (104-for-305) in 78 games...Named to the California League mid-season All-Star team and went 1-for-4 as the starting right fielder against the Carolina League.
- 🔥 Promoted to El Paso on 7/1 and batted .274 (57-for-208) in 54 games.
- 🔥 Following the season, played in 22 games with Scottsdale in the Arizona Fall League.

2002: Played 2nd straight season with High-A Lancaster.

- 🔥 Hit safely in 18 of his 1st 20 games, including a season-high, 11-game hit streak from 4/14-25.
- 🔥 Registered his 1st professional multi-homer effort on 4/28 at Lakeland.

2001: Spent the entire season with Single-A South Bend.

- 🔥 Finished the season with a 12-game hitting streak.
- 🔥 Entered the season ranked by *Baseball America* as the No. 12 prospect in the D-Backs organization.

2000: Made his professional debut with the Rookie-level Arizona League Diamondbacks.

- 🔥 Hit .297 (66-for-222), tying for 3rd in the AZL in hits...Led the club in hits, runs (40), homers (4) and RBI (28).

PERSONAL

- 🔥 Has a daughter, Sadie.
- 🔥 Was a 2000 graduate of Scripps Ranch (CA) High School, where he played baseball and football...Named to the 2000 ABCA/Rawlings High School All-America 3rd Team.
- 🔥 Prior to signing with the Diamondbacks as a 4th-round selection in the 2000 First-Year Player Draft, had committed to play wide receiver for Division II Truman State (MO).

JOSH KROEGER'S CAREER RECORD

YEAR	CLUB	AVG.	G	AB	R	H	2B	3B	HR	RBI	SH	SF	HB	BB	SO	SB	CS	E
2000	AZL D-Backs	.297	54	222	40	66	9	3	4	28	0	1	1	21	41	5	4	9
2001	South Bend	.274	79	292	36	80	15	1	3	37	0	1	4	18	49	4	4	9
2002	Lancaster	.235	133	497	63	117	20	7	7	58	3	2	4	23	136	2	4	5
2003	Lancaster	.341	78	305	50	104	30	6	5	55	0	3	2	35	58	6	6	6
	El Paso	.274	54	208	26	57	9	2	3	22	2	1	3	10	54	3	5	2
2004	El Paso	.331	65	245	44	81	28	4	9	46	0	1	5	21	48	2	1	7
	ARIZONA	.167	22	54	5	9	3	0	0	2	0	0	0	1	21	0	1	0
	Tucson	.332	59	208	30	69	23	0	10	41	0	4	2	15	47	2	1	5
2005	Tucson	.261	129	472	73	123	28	3	14	62	0	4	4	36	108	17	4	8
2006	Scranton/WB	.231	119	441	41	102	26	4	9	41	2	2	1	23	104	6	3	3
2007	Tennessee	.382	66	225	40	86	14	2	11	50	0	2	2	27	35	8	3	0
	Iowa	.263	51	175	27	46	7	0	10	31	0	2	0	21	38	0	1	5
2008	Iowa	.307	123	430	73	132	38	3	15	69	0	3	4	43	82	12	3	5
2009	Charlotte	.267	128	501	59	134	27	0	17	56	0	1	2	36	86	23	7	11
2010	Charlotte	.204	119	442	52	90	22	2	15	54	1	2	7	44	83	16	7	7
2011	New Orleans	.284	82	282	48	80	18	0	11	56	1	2	5	36	32	8	5	2
Major League Totals		.167	22	54	5	9	3	0	0	2	0	0	0	1	21	0	1	0
Minor League Totals		.276	1339	4945	702	1367	314	37	143	706	9	31	46	409	1001	114	58	84

2000 Signed by the Arizona Diamondbacks as a fourth-round selection in the First-Year Player Draft
 2006 Claimed off waivers by the Philadelphia Phillies on 1/6
 2007 Signed by the Chicago Cubs as a minor league free agent on 2/12...Re-signed with the Chicago Cubs as a minor league free agent on 10/20
 2008 Signed by the Chicago White Sox as a minor league free agent on 12/22
 2009 Re-signed by the Chicago White Sox as a minor league free agent on 12/22
 2010 Signed by the Florida Marlins as a minor league free agent on 11/18
 2012 Signed by the Boston Red Sox as a minor league free agent on 1/13

ADDITIONAL BATTING STATISTICS

YEAR	CLUB	OBP	SLG	OPS	TB	GDP
2004	ARIZONA	.182	.222	.404	12	2

CAREER FIELDING RECORD

YEAR	CLUB	POS	PCT.	G	GS	PO	A	E	TC	DP
2004	ARIZONA	OF	1.000	19	13	33	0	0	33	0

CAREER SINGLE-GAME HIGHS

HITS 2, 9/17/04 for ARI at STL
DOUBLES 1, 3 times, last 10/1/04 for ARI vs. SD
HOME RUNS None
RBI 1, 2 times, last 10/2/04 for ARI vs. SD
RUNS SCORED 1, 5 times, last 10/2/04 for ARI vs. SD
WALKS 1, 9/7/04 for ARI at LAD
STRIKEOUTS 3, 3 times, last 9/5/04 for ARI at SF
STOLEN BASES None
HITTING STREAK 3, 9/29/04-10/2/04
EJECTIONS None

HOME RUN NOTES

MULTI-HOME RUN GAMES (0)
LEADOFF HOME RUNS (0)
GRAND SLAMS (0)
PINCH-HIT HOME RUNS (0)
EXTRA-INNING HOME RUNS (0)
GAME-ENDING HOME RUNS (0)
INSIDE-THE-PARK HOME RUNS (0)

JOHN LACKEY • 41 • RHP



FULL NAME: John Derran Lackey
BATS: Right **THROWS:** Right **HEIGHT:** 6-6 **WEIGHT:** 245
OPENING DAY AGE: 33
BORN: October 23, 1978 in Abilene, TX
RESIDES: Newport Beach, CA
MAJOR LEAGUE SERVICE: 9 years, 95 days
ACQUIRED: Signed as a free agent on December 15, 2009
SIGNED BY: Kris Kline (Angels)
CONTRACT STATUS: Signed through 2014 (club option for 2015)

CAREER HIGHLIGHTS

☛ In his 3rd season with the Red Sox after signing a 5-year contract on 12/15/09...Underwent Tommy John surgery during this past offseason.

☛ Spent 1st 11 professional seasons in the Angels organization after being drafted by the Halos in 1999.

☛ Since 2003, ranks among American League leaders in starts (2nd, 276), innings (3rd, 1,767.2), strikeouts (2nd, 1,396), shutouts (3rd, 8), quality starts (3rd, 158), wins (3rd, 119) and complete games (T-9th, 13).

☛ Joins Mark Buehrle as the only AL hurlers with double-digit victories in each of the last 9 seasons beginning in 2003...Is 1 of 5 Major League pitchers to do it overall, joining Ted Lilly, CC Sabathia and Javier Vazquez.

☛ Has tallied both 150 strikeouts and 200.0 innings in a season 5 times, all since 2003, tied with James Shields and Justin Verlander most in the AL in that time.

☛ Is 1 of just 3 hurlers with at least 275 starts (294) in the AL since 2002, along with Mark Buehrle (330) and CC Sabathia (305).

☛ Ranks 9th in the AL since 2005 (min. 1,000.0 IP) with a 3.97 ERA (603 ER/1,365.1 IP)...Posted an ERA under 4.00 in each of 5 seasons from 2005-09, joining Roy Halladay as the only AL starters to accomplish that feat.

☛ Selected to the 2007 American League All-Star team but did not pitch in the game in San Francisco.

☛ Led the AL with a career-best 3.01 ERA (75 ER/224.0 IP) in 2007.

☛ Still ranks among all-time Angels leaders in wins (T-4th, 102), ERA (5th, 3.81) and strikeouts (5th, 1,201).

☛ Is 3-4 with a 3.12 ERA (27 ER/78.0 IP) in 14 career postseason games (12 starts).

☛ Helped the Angels win the 2002 World Series as a rookie, going 2-0 with a 2.42 ERA (6 ER/22.1 IP) in 5 playoff appearances (3 starts), including a Game 7 victory over San Francisco on 3 days rest...Became the 1st rookie pitcher to win a World Series Game 7 since Pittsburgh's Babe Adams in 1909.

2011: In 2nd season with Boston, finished 3rd on the team in wins (12), starts (28), innings (160.0) and strikeouts (108).

☛ Received 120 runs of support for AVG of 6.75 runs of support per 9.0 innings, tied for 3rd most in Majors among pitchers with at least 120.0 IP after Texas' Derek Holland (7.64) and teammate Jon Lester (6.86).

☛ Held right-handers to a .265 AVG (79-for-298) compared to a .343 mark (124-for-362) to left-handed batters.

☛ His 6.41 ERA (114 ER/160.0 IP) was the highest among Major Leaguers with at least 150.0 innings pitched and the highest ever by a Red Sox hurler with at least as many innings.

☛ Among hurlers with at least 150.0 innings pitched, allowed a Major League-high .308 AVG (203-for-660)...Led the Majors with 114 earned runs allowed and 19 hit batsmen, both career highs.

AMERICAN LEAGUE LEADERS, 2002-11

WINS

RK	PITCHER	W
1.	CC Sabathia	148
2.	Mark Buehrle	141
3.	Roy Halladay	130
4.	John Lackey	128
5.	Justin Verlander	107

GAMES STARTED

RK	PITCHER	GS
1.	Mark Buehrle	330
2.	CC Sabathia	305
3.	John Lackey	294
4.	Tim Wakefield	258
5.	Roy Halladay	238

QUALITY STARTS

RK	PITCHER	QS
1.	Mark Buehrle	210
2.	CC Sabathia	197
3.	John Lackey	168
4.	Roy Halladay	159
5.	Felix Hernandez	137

SHUTOUTS

RK	PITCHER	SHO
1.	Roy Halladay	13
2.	CC Sabathia	9
3.	John Lackey	8
T-4.	5 pitchers	6

INNINGS PITCHED

RK	PITCHER	IP
1.	Mark Buehrle	2,204.0
2.	CC Sabathia	2,053.1
3.	John Lackey	1,876.0
4.	Tim Wakefield	1,713.2
5.	Roy Halladay	1,710.1

STRIKEOUTS

RK	PITCHER	K
1.	CC Sabathia	1,718
2.	John Lackey	1,465
3.	Johan Santana	1,289
4.	Felix Hernandez	1,264
5.	Roy Halladay	1,260

🔴 Began the season with decisions in his 1st 17 starts (9-8) before a no-decision on 8/1 vs. CLE, the 2nd-longest streak of decisions to begin a Red Sox season in 12 years after Tim Wakefield's 26-game streak to begin 2007 (16-10)...It tied for the 3rd-longest decisions streak at any point by an AL pitcher in 2011 after CC Sabathia (23, 4/23-8/18) and Justin Verlander (22, 5/29-9/18).

🔴 Earned the win in the club's 1st victory of the season on 4/8 vs. NYY, Boston's home opener...Allowed 6 runs over 5.0 innings in the 9-6 win.

🔴 Notched season-high 15.0-inning scoreless streak from 4/19 (2nd inning) through 4/30 (2nd inning), his longest scoreless stretch as a member of the Sox...Was 1-2 in 3 starts from 4/19-30 despite compiling a 1.35 ERA (3 ER/20.0 IP).

🔴 Threw 8.0 scoreless innings on 4/24 at LAA and earned the 7-0 win...Won his other scoreless outing on 7/9 vs. BAL (6.2 IP), a 4-0 victory.

🔴 Placed on 15-day disabled list on 5/16 (retroactive to 5/12) with a right elbow strain...Made 1 rehab start with Triple-A Pawtucket on 5/31 vs. Norfolk allowing 1 run in 5.2 innings...Activated on 6/5 and won next 3 starts through 6/17.

🔴 Struck out a season-high 8 batters on 6/11 at TOR... Reached 1,400 career K's on 6/29 at PHI.

🔴 Won 4 of 5 starts in July, his most victories in any month in 2011, despite posting a 4.61 ERA (14 ER/27.1 IP).

🔴 Earned the win in a career-high 6 straight decisions over 7 starts from 7/9-8/17...In that span, posted a 3.92 ERA (19 ER/43.2 IP) and 34 strikeouts compared to just 7 walks.

🔴 Won 4 consecutive starts from 7/9-27, with a 2.52 ERA (7 ER/25.0 IP) in that time...Was his longest such streak since winning 4 starts in a row for the Angels from 7/12-29/09 and matched Boston's longest such streak of the season (also Jon Lester, 4/17-5/3).

🔴 Lasted at least 6.0 innings in a season-high 6 straight starts from 8/1-30, tied for the 2nd-longest such streak by a Red Sox hurler in 2011 after Josh Beckett (10, 5/9-7/3).

🔴 Threw 125 pitches over 6.2 innings in a loss on 8/17 vs. TB, the 2nd-most in his career after a 131-pitch outing, 8/9/09 with LAA vs. TEX (6.2 IP).

🔴 After the season, underwent successful Tommy John surgery on 11/1 to reconstruct a torn ulnar collateral ligament in his right arm...The surgery was performed by Dr. Lewis Yocum in Los Angeles, CA.

2010: Led the Red Sox with 33 starts, 215.0 innings and 21 quality starts in his 1st season with the club...Finished tied for 4th among AL leaders in starts, 8th in innings and tied for 8th in quality starts.

🔴 Had the most innings pitched for a Boston hurler since Tim Wakefield in 2005 (225.1 IP) and most quality starts for a Sox righty since Pedro Martinez and Curt Schilling each recorded 22 in 2004.

🔴 Placed 2nd on the team with 156 strikeouts, behind Jon Lester's 225...Was his 1st 150-strikeout, 200.0-inning campaign since 2007.

🔴 Joined Jon Lester (7) as the only Sox hurlers with multiple double-digit strikeout games, recording a season-high 10 K's on both 8/23 vs. SEA and 10/3 vs. NYY.

🔴 14 wins were 3rd on the team behind Jon Lester (19) and Clay Buchholz (17), and tied for 15th in the AL.

🔴 Finished among AL leaders in hits (3rd, career-high 233), runs (T-4th, 114) and earned runs (T-5th, 105) allowed...Matched career high with 72 walks (also 2006).

🔴 Was 11-5 in 18 starts at Fenway Park, tied for 2nd in the AL (4 others) in home wins behind Detroit's Justin Verlander (12)...Led AL with 16 decisions at home...Won 7 straight home starts from 4/24-6/29, the longest such run in the AL in 2010.

🔴 Tallied a 12-6 record with a 3.89 ERA (68 ER/157.1 IP) in 24 night starts compared to 2-5 with 5.77 mark (37 ER/57.2 IP) in 9 day outings...Tied for 5th in AL in night wins and tied for 9th in night win pct.

🔴 Lasted at least 6.0 innings in a team-high 28 starts, tied for the 4th in the AL...Went 5.0 frames or more in 30 of his 33 outings, tied for 9th in the league.

🔴 Was winless in 10 of his 21 quality starts and received no more than 1 run of support in 6 of his 11 defeats overall on the season.

🔴 Was 5-1 with a 2.98 ERA (19 ER/57.1 IP) in 8 starts against the AL West compared to 9-10, 4.91 (86 ER/157.2 IP) vs. all other clubs.

🔴 Tossed 6.0 scoreless innings against the Yankees in his Red Sox debut on 4/7 at Fenway Park, a no-decision... Became the 1st pitcher to record a scoreless outing of at least 6.0 innings in his Boston debut since Hideo Nomo's 9-inning no-hitter at BAL on 4/1/01 and the 1st to do it against the Yankees since Zane Smith on 5/14/95 at home...Also became the 1st pitcher ever to begin a season with the Red Sox after beating them during the previous postseason (2009 ALDS Game 1).

🔴 Earned his 1st victory in a Red Sox uniform in his 2nd start, 4/14 at MIN (2 ER/6.2 IP), the Twins 1st loss at Target Field.

🔴 Won all 3 starts with a 3.38 ERA (8 ER/21.1 IP) against his former club, 1 of 3 pitchers to defeat the Angels 3 times in 2010.

- ❖ Notched a 5-game win streak over 7 starts from 5/26-6/29, matching his then-career high for the 4th time (passed with 6-gamer in 2011)...Posted a 3.72 ERA (19 ER/46.0 IP) during the run.
- ❖ Went 4-0 with a 3.86 ERA (17 ER/39.2 IP) in June, the only AL hurler to make at least 6 starts and go undefeated in the month.
- ❖ Notched a career-high 2 hits at the plate on 6/23 at COL, including a double, his 1st extra-base hit.
- ❖ Made 250th start of his career on 7/4 vs. BAL (L 1-6, 4 R/3 ER, 7.1 IP).
- ❖ Tallied a 3.97 ERA (45 ER/102.0 IP) over 15 starts in the 2nd half after posting a 4.78 ERA (60 ER/113.0 IP) in 18 starts prior to the All-Star break...Improved his strikeout and walk rates after the break, from 5.42 K's per 9.0 innings in the 1st half to 7.76 after and 3.66 walks per 9.0 to 2.29.
- ❖ Recorded a 3.38 strikeout-to-walk ratio after the break, 4th best among AL hurlers with at least 15 2nd-half starts...Issued 3 or less walks in a season-high 11 straight starts to end the year, 8/7-10/3.
- ❖ Pitched 7.2 hitless frames on 7/22 at SEA before allowing a single to Josh Bard with 2 out in the 8th...Yielded 1 run (0 ER) on 2 hits in 8.0 IP and left with a 6-1 lead but was denied the win when the bullpen allowed 5 runs in the 9th...Was his deepest in a game without allowing a hit since 7/29/08 at BOS while with LAA (8.1 IP).
- ❖ Earned 10th win of the year at Angel Stadium on 7/27 (2 ER/7.1 IP), joining Nolan Ryan (7/6/89 with Texas) as the only former Angels with over 100 victories with the club to win their 1st game back in Anaheim as a member of the opposition.
- ❖ Lost a career-high 4 straight starts from 8/29-9/17.

2009: Ranked among Angels leaders in strikeouts (2nd, 139), wins (T-3rd, 11), innings pitched (3rd, 176.1) and starts (3rd, 27) in last year with the club.

- ❖ Recorded at least 10 wins for the 7th straight season, joining Nolan Ryan (8, 1972-79) and Chuck Finley (10, 1989-99) as the only Angels hurlers to notch as many double-digit campaigns with the club.
- ❖ Finished 3rd among Major League qualifiers with a 2.11 ERA (14 ER/59.2 IP) in day games and 10th in the AL with a 3.80 ERA (38 ER/90.0 IP) on the road.
- ❖ Pitched 7.0 innings or more in 17 of 27 starts, going 9-3 in those contests...Went 9.0 innings on 3 occasions: 9.0 shutout IP in a 10-inning, 1-0 victory over Oakland on 7/19 (3 H, 1 BB, 6 SO); 9.0 IP in a no-decision in a 10-inning, 2-1 Angels win at KC on 9/5 (6 H, 1 R/ER, 4 K); in next start, logged 14th career complete game, a 5-hit shutout vs. SEA on 9/10, his 8th career shutout (1 BB, 7 K).
- ❖ Allowed 3 earned runs or less in 11 of last 15 regular-season starts to lower ERA from 4.93 to 3.83...Including 3 postseason starts, went 9-5 with a 2.91 ERA (42 ER/130.0 IP) over his final 19 outings.
- ❖ Began the season on the DL for the 2nd straight year, this time due to a strained right forearm (placed on the DL on 3/27)...Appeared in 2 rehab starts for Triple-A Salt Lake (0-1, 2.79 ERA) before being activated on 5/16.
- ❖ Made season debut on 5/16 at TEX...Hit Ian Kinsler with his 2nd pitch and was ejected from that game by home plate umpire Bob Davidson, his 3rd career ejection.
- ❖ Collected his 1st Major League hit with a 4th-inning RBI single at SF on 6/15 after going hitless in his 1st 26 Major League at-bats.
- ❖ Recorded his 100th career victory on 8/30 vs. OAK...Was the 5th Angels pitcher to reach the mark after Chuck Finley, Nolan Ryan, Frank Tanana and Mike Witt.

POSTSEASON: Went 1-1 while pacing Angels starters with a 2.29 ERA (5 ER), 19.2 innings and 3 starts in the postseason and tying for the club lead with 14 strikeouts...Earned the 5-0 win over Boston in Game 1 of the ALDS at Angel Stadium with 7.1 scoreless innings...Lost to NYY in Game 1 of the ALCS in NY, giving up 4 runs (2 ER) over 5.2 innings in a 4-1 decision...Gave up 3 runs over 6.2 frames in ALCS Game 5 in Anaheim but did not factor into the Angels 7-6 win.

2008: Made 24 starts for Los Angeles despite his 1st career trip to the disabled list.

- ❖ Tied career high with 3 complete games (also 2006): 5/25 at CWS (L, 6 H, 3 R/ER, 8.0 IP), 7/29 at BOS (W, 2 H, 2 R/ER, 9.0 IP) and 8/26 vs. OAK (W, 7 H, 1 R/ER, 9.0 IP).
- ❖ Began season on 15-day DL due to a strained right triceps, his 1st career DL stint...Placed on DL on 3/26 (retro to 3/21) and was activated 5/14...Made 3 rehab starts for Single-A Rancho Cucamonga (4 ER/9.0 IP).
- ❖ Named AL Pitcher of the Month for June, posting a 5-0 record and 1.16 ERA (5 ER/38.2 IP) in 5 starts...Was his 2nd career monthly honor (also July 2006)...Won 5 straight starts, 6/6-29, equaling then-longest career win streak (passed with 6-gamer in 2011)...Marked 1st 5-0 month and 2nd career 5-win month (5-1, July 2006; done again in July 2009, 5-1).
- ❖ Allowed career-high 15 hits in 5.2 innings on 7/10 at TEX, equaling the Angels club record set by Paul Hartzell on 9/9/76 at KC.
- ❖ Fanned Kevin Youkilis for 1,000th career strikeout in the 4th inning of 7/18 start vs. BOS.
- ❖ Carried a no-hitter for a career-long 8.1 innings en route to a 6-2 win over the Red Sox on 7/29 at Fenway Park...Single by Dustin Pedroia broke up the no-hit bid...Kevin Youkilis followed with 2-run home run...Became the 1st Angel to record a complete-game victory at Fenway Park since Chuck Finley, 8/17/90 (1-0 score).

❖ Dropped a 4-3 decision on 8/31 vs. TEX, his 1st loss within the AL West since 4/18/07 at OAK...Snapped a 10-game win streak vs. AL West rivals.

❖ Struck out career-best 12 batters in 6.0 innings at TEX on 9/21...Fanned 7 straight batters beginning with the final out of the 1st inning, falling 1 K shy of the Angel and AL record...Was the 1st pitcher to fan 7 in a row in a game played under AL rules (with a DH) since Boston's Pedro Martinez also had 7 at MIN on 8/16/02.

❖ Pitched just 2.2 innings on 9/26 vs. TEX, allowing a career-high 10 runs.

POSTSEASON: Was 0-1 with a 2.63 ERA (4 ER/13.2 IP) in 2 starts against Boston in the ALDS...The Angels scored just 3 runs while he was in the game over both starts...Took Game 1 loss at home, allowing 2 runs over 6.2 innings with 5 K's...Did not factor in Game 4 decision at Fenway Park, surrendering 2 runs over 7.0 frames as Boston walked off with a 3-2 win.

2007: Earned 1st All-Star selection and finished 3rd in American League Cy Young Award voting after setting career highs with 19 wins and an AL-best 3.01 ERA (75 ER/224.0 IP).

❖ Was 3rd in AL Cy Young Award balloting with 36 points (1 1st, 5 2nd and 16 3rd-place votes)...Trailed only Cleveland's CC Sabathia and Boston's Josh Beckett.

❖ Became the 1st Angel to win an ERA title since Frank Tanana in 1977 (2.54 ERA).

❖ 19 wins tied for 2nd in AL...Also ranked 4th with a career-high 224.0 innings pitched, 9th with a .679 winning percentage (19-9) and tied for 1st with 2 shutouts...Had the 10th-fewest walks per 9.0 innings at 2.09.

❖ Led the Angels in wins (19), ERA (3.01), starts (33), innings pitched (224.0) and strikeouts (179)...Los Angeles was 23-10 in his starts.

❖ Joined Kelvim Escobar (18 wins) as the 1st Angels teammates to each notch 18 wins since 1991 when Jim Abbott (18), Chuck Finley (18) and Mark Langston (19) accomplished the feat.

❖ Limited opponents to 3 earned runs or less in 27 of his 33 starts...Pitched at least 7.0 frames in 19 starts.

❖ Was 10-1 with a 2.18 ERA (22 ER/90.2 IP) vs. the AL West, including 4-0 with a 0.58 ERA (2 ER/31.0 IP) vs. the 2nd-place Mariners.

❖ Made 2nd career Opening Day start on 4/2 vs. TEX, allowing 1 run (0 ER) over 5.0 innings for a 4-1 win.

❖ Won a then-career-best 5 straight decisions (passed with 6-gamer in 2011) over 5 starts from 5/11-6/1.

❖ Reached 1,000.0 career innings pitched during start at DET on 5/22.

❖ Reached 10 wins on 6/13 at CIN, the 1st ML hurler to reach the mark in 2007.

❖ Tallied 11 wins in the 1st half, joining Kelvim Escobar (10) as the 1st Angel duo with 10 or more wins at the break since 1991 (Mark Langston and Chuck Finley each with 12).

❖ Selected to his 1st career All-Star Team but did not appear in the the Midsummer Classic on 7/10 in SF.

❖ Went 11-3 with 2 shutouts and a 2.54 ERA (29 ER/102.2 IP) over his last 15 road starts...Shutouts marked his only complete games in 2007, both coming at SEA (7/31, W, 7 H, 9.0 IP; and 8/27, W, 7 H, 9.0 IP).

POSTSEASON: Started Game 1 of the ALDS against Boston at Fenway Park...Gave up 4 runs over 6.0 innings and took the 4-0 loss.

2006: Placed among AL leaders in ERA (5th, 3.56), innings pitched (6th, 217.2), strikeouts (3rd, 190), complete games (T-3rd, 3), shutouts (T-1st, 2) and opponent AVG (5th, .246).

❖ Established career highs in complete games (matched in 2008) and walks (72 matched in 2010).

❖ Led club in ERA, starts (tied, also Ervin Santana), complete games, shutouts, innings pitched and strikeouts (190)...Also issued a team-high 72 walks.

❖ Struck out 10 or more batters on 4 occasions, including 3 straight 10-K starts from 7/2-14...Was the 1st Angel with 3 straight double-digit strikeout performances since Mark Langston from 6/10-6/20/90...Also the 1st ML right-hander to accomplish the feat since both Boston's Pedro Martinez and San Francisco's Jason Schmidt had 3 consecutive games with at least 10 strikeouts from 8/1-12/04.

❖ Agreed to terms on a 3-year contract with a club option for 2009 on 4/3.

❖ Walked a career-high 7 batters in a 5.0-inning no-decision, 4/21 at OAK.

❖ Picked up 2nd career ejection on 5/2 vs. OAK following an altercation with Jason Kendall in the 6th inning...Was fined an undisclosed amount for inappropriate actions and comments which contributed to inciting the incident.

❖ Was 0-2 despite a 3.57 ERA (16 ER/40.1 IP) in 6 May starts, the 1st winless month of his career.

❖ Allowed 1st career grand slam to Seattle's Richie Sexson on 6/10 at Angel Stadium.

2007 AMERICAN LEAGUE LEADERS

ERA		
RK	PITCHER, TEAM	ERA
1.	John Lackey, LAA	3.01
2.	Fausto Carmona, CLE	3.06
3.	Dan Haren, OAK	3.07
4.	Erik Bedard, BAL	3.16
5.	CC Sabathia, CLE	3.21

WINS		
RK	PITCHER, TEAM	W
1.	Josh Beckett, BOS	20
T-2.	Fausto Carmona, CLE	19
T-2. John Lackey, LAA	19	
T-2.	CC Sabathia, CLE	19
T-2.	Chien-Ming Wang, NYY	19

🔴 Twirled 30.2 consecutive scoreless innings from 6/26-7/19, the longest such stretch for a Big League starter in 2006 and tied with teammate Francisco Rodriguez (7/2-9/14) for the longest overall streak in the AL.

🔴 Earned AL Pitcher of the Month in July, his 1st career monthly honor...Finished the month with a 5-1 record, 2 complete-game shutouts, a 2.08 ERA (10 ER/43.1 IP) and 50 K's in 6 starts...Marked his 1st career 5-win month.

🔴 Tossed consecutive complete-game shutouts on 7/7 at OAK and 7/14 vs. TB, becoming the 1st Angel to accomplish the feat since Mark Langston on 6/12 and 6/17/92...Hurled a 1-hit shutout, blanking the A's 3-0 on 7/7 at McAfee Coliseum, the 21st 1-hitter in Angels history (16th complete-game 1-hitter)...Also 1st complete-game 1-hitter by an Angels hurler since Chuck Finley's 5-0 win at Boston on 5/26/89...Allowed leadoff double to Mark Kotsay, then retired 27 batters in a row...Marked the 1st time a pitcher has allowed a leadoff hit and then retired 27 straight since Jerry Reuss on 7/11/82 for the Dodgers vs. CIN...Of the 27 outs, 4 were groundouts, 13 were flyouts and 10 were strikeouts...Yielded 5 hits and fanned 10 in 4-0 win vs. TB on 7/14.

2005: Finished 3rd in the AL with a career-high 199 strikeouts, 2nd with 8.57 strikeouts per 9.0 innings (209.0 IP), 3rd in winning percentage (.737) and 6th with a 3.44 ERA (80 ER).

🔴 Led Angels in strikeouts and 2nd in ERA behind Jarrod Washburn (3.20).

🔴 Was 3rd in the Majors with a career-high 18 wild pitches.

🔴 Limited opponents to 13 homers, ranking 1st in the AL and 5th in Majors with just 0.56 HR allowed per 9.0 IP.

🔴 Allowed a 4th-inning homer to Baltimore's Javy Lopez on 8/25 at Camden Yards, his 1st long ball allowed in 62.0 innings...Had been the longest active streak in the Major Leagues and was the 4th-longest overall in 2005 after Florida's Dontrelle Willis (79.2 IP), New York's (AL) Kevin Brown (65.2) and Florida's A.J. Burnett (63.0).

🔴 Only complete game on the season came on 8/25 at BAL, a 2-0 loss (9 H, 2 R/ER, 8.0 IP).

POSTSEASON: Posted a 2.38 ERA (3 ER/11.1 IP) but did not factor in 2 starts vs. NYY in the ALDS with the Angels winning Game 2 and losing Game 4...Lost his only ALCS start vs. CWS, allowing 5 runs over 5.0 innings in Game 3 at Angel Stadium.

2004: Led the Angels in losses (13), hits allowed (215, tied with Bartolo Colon) and hit batters (8) but was 2nd in wins (14, behind Colon's 18) and ERA (behind Kelvim Escobar, 3.93).

🔴 Joined Jarrod Washburn as the only Halos pitchers with a complete game, both throwing shutouts...Tossed 3-hit shutout in a 1-0 win vs. TB on 5/7 (3 H, 9.0 IP).

🔴 Suspended 5 games and fined undisclosed amount for intentionally throwing at Toronto's Simon Pond in the 6th inning of 5/24 start at the SkyDome after a warning had been issued earlier in game...Dropped appeal and served suspension from 6/22-26.

🔴 Won 11 of last 17 decisions beginning 6/11, compiling a 4.18 ERA (61 ER/131.1 IP) in that span.

🔴 Made 1st regular-season relief appearance of professional career on 6/27 at LAD and threw a scoreless frame.

POSTSEASON: Was on Angels postseason roster but did not appear in a game.

2003: Led Angels with 33 starts, 151 strikeouts and 2 shutouts in 1st full Big League campaign.

🔴 2 shutouts also tied for AL lead (4 others) and tied for team lead with 2 complete games, also Jarrod Washburn.

🔴 Paced Anaheim hurlers in losses (16), hits (223) and earned runs allowed (105), walks (66) and wild pitches (11).

🔴 16 losses marked the most by an Angel since 1996, when Jim Abbott went 2-18 and Chuck Finley went 15-16, and most by a Halos right-hander since Kirk McCaskill finished 10-19 in 1991.

🔴 11 wild pitches were the most by an Angel since Chuck Finley (15) in 1999 and the most by a right-hander since Jason Grimsley's 11 in 1996.

🔴 Made 1st Opening Day start of his Big League career, dropping a 6-3 decision on 3/30 vs. TEX...Became the 3rd-youngest Angel to start on Opening Day at 24 years, 5 months and 7 days...Marked his 4th straight Opening Day start as a professional (Single-A Cedar Rapids in 2000, Double-A Arkansas in 2001 and Triple-A Salt Lake in 2002)...Was victorious in previous 3 openers.

🔴 Tossed 1st career complete-game shutout on 7/2 vs. TEX, a 5-0 win (4 H, 9.0 IP)...2nd complete-game shutout came in final start of season, a 4-0 win vs. SEA on 9/24 (5 H, 9.0 IP)...Became the 1st Angel to throw 2 shutouts in a season since Chuck Finley in 1994 and the 1st right-hander to do so since Julio Valera in 1992.

2002: Started the season in the minors before making Major League debut and eventually starting and winning Game 7 of the World Series.

🔴 Tied for 5th among AL rookies with 9 wins...3.66 ERA (44 ER/108.1 IP) ranked 4th among AL rookie hurlers with at least 75.0 innings pitched and tops among starters in that group.

🔴 Limited left-handers to a .208 clip (41-for-197), 10th-best in American League...Allowed right-handers to bat .317 (72-for-227), the highest opponent AVG in the AL.

🔴 Recalled from Triple-A Salt Lake between games of a 6/24 doubleheader at TEX and made his Major League debut as the Game 2 starter, dropping a 3-2 decision despite allowing just 3 runs in 7.0 innings...Was optioned following game.

☛ Called up again 6/28 and remained with Anaheim through duration of the season, moving into the starting rotation (replaced Scott Schoeneweis who moved to the bullpen)...The Angels went 12-6 in his starts overall on the year...Pitched into the 6th inning or later in 13 of the 18 starts.

☛ Registered 1st Major League victory with a 5-1 win vs. LAD on 6/30 (6.0 IP, 1R/ER)...Tossed 1st career complete game, a 4-2 loss, 8/22 at NYY (11 H, 4 R/ER, 8.0 IP).

☛ Was the winning pitcher in Anaheim's Wild Card-clinching victory, 9/26 at TEX (5.0 IP/3 ER).

☛ Made 16 starts at Salt Lake and won final 7 decisions (11 starts) with the Stingers, posting a 2.14 ERA (17 ER/71.1 IP) over that span.

☛ Scheduled to participate in the MLB All-Star Futures Game in Milwaukee prior to his 2nd recall on 6/28.

☛ Rated Anaheim's 3rd-best prospect in 2002 by *Baseball America* and the best pitching prospect in the Pacific Coast League.

POSTSEASON: Went 2-0 with a 2.42 ERA (6 ER/22.1 IP) in 5 playoff games (3 starts) and was the winning pitcher in Game 7 of the World Series...Along with Francisco Rodriguez (5) and Brendan Donnelly (1), the 3 rookies accounted for 8 of Anaheim's 11 postseason wins...Made his 1st postseason appearance and 1st relief appearance of his career in Game 3 of the ALDS vs. NYY...Entered in the 3rd inning trailing 4-1, allowed both inherited runs to score but did not allow a run of his own over 3.0 innings...Did not decide in the eventual 9-6 Angels win...Earned his 1st career postseason victory in his 1st start with 7.0 shutout frames vs. MIN in Game 4 of the ALCS...Made 3 appearances (2 starts) in the World Series and led all pitchers with 12.1 innings during Fall Classic...Pitched in relief of Kevin Appier in Game 2, allowing his 1st 2 runs of the postseason in 2.1 frames of work in the Angels 11-10 win...Started Game 4 in SF, allowing 3 runs in 5.0 innings for a no-decision in an eventual 4-3 Anaheim loss...Became the 5th pitcher ever to start a World Series game on his birthday (10/23, turned 24) in that game...Started and won Game 7, allowing 1 run on 4 hits in 5.0 innings of work, leaving with a 4-1 lead...Became the 1st rookie pitcher to win Game 7 of the World Series since Babe Adams for the Pittsburgh Pirates in 1909...His Game 7 hat was sent to the Hall of Fame in Cooperstown, NY...Tied for the fewest career wins (9) for a pitcher who started and won the final game of a World Series (Whitey Ford, 1950)...Was only the 4th pitcher since divisional play began in 1969 to win Game 7 of World Series on 3 days rest, joining Oakland's Ken Holtzman (1973), Minnesota's Frank Viola (1987) and Minnesota's Jack Morris (1991) (Chris Carpenter also did it in 2011)...Became the 1st rookie pitcher to start a Game 7 since Jaret Wright in 1997 with Cleveland and just the 8th rookie overall to start the 7th game of a World Series.

2001: Went 12-11 with a 4.48 ERA (92 ER/185.0 IP) and 4 complete games, including 2 shutouts, in 28 starts between Double-A Arkansas and Triple-A Salt Lake.

☛ Began the season in Double-A and ranked 5th in the Texas League in ERA (3.46) and tied for 2nd in complete games (3) and shutouts (2)...Topped the Travelers with 94 strikeouts.

☛ Pitched shutouts 4/17 at Wichita and 7/1 at Round Rock...Participated in the Texas League All-Star Game.

☛ Promoted to Salt Lake for 1st Triple-A experience on 7/9...Made 10 Triple-A starts, including a complete game victory on 8/25 vs. Omaha.

2000: Named Angels Minor League Pitcher of the Year, going 15-9 with a 3.15 ERA (66 ER/188.1 IP) over 28 starts between Single-A Cedar Rapids, High-A Lake Elsinore and Double-A Erie.

☛ Selected as both the Angels Minor League Player of the Month and the Kernels Player of the Month for April after beginning the season 3-2 with a 2.08 ERA (7 ER/30.1 IP) in 5 starts for Cedar Rapids.

☛ Transferred to Lake Elsinore on 5/1 and promoted to Erie on 7/20...Picked up 5 straight wins from 7/23-8/20.

1999: Began professional career at Rookie-level Boise.

☛ Ranked 2nd in Northwest League in games started (15) and walks (50), 3rd in complete games (1) and 4th in strikeouts (77).

☛ Pitched a 9-inning complete game on 8/9 vs. Spokane.

PERSONAL

☛ Graduated from Abilene (TX) High School in 1997...Played football, basketball and baseball (1st base), twice earning All-District first team honors...Named All-State as a senior after hitting .541 with 21 RBI.

☛ Attended the University of Texas-Arlington in 1998...Played 1st base and pitched occasionally as a reliever...That summer learned to pitch in the Kansas Jayhawk Summer League.

☛ Played the 1999 season at Grayson County (TX) College and was a member of the 1999 Junior College World Series Champion team that went 50-13...Posted a 10-3 record with a 4.23 ERA and 88 strikeouts in 100.0 innings...As a hitter, batted .428 with 15 home runs and 81 RBI...Collected 8 hits in the World Series, including 2 homers and 7 RBI.

☛ Participated in Major League Baseball's 2006 All-Star Series in Japan.

☛ During offseasons, has helped coach baseball at John Horn High in Mesquite, TX, where his father coaches.

IN THE COMMUNITY

In his 2 seasons with the Red Sox, John has attended events that benefit the Red Sox Foundation, including the Welcome Home Party and Picnic in the Park...Also met fans as part of the Red Sox Destinations program and played in the Children's Hospital of Southwest Florida Celebrity Golf Classic in Fort Myers while at Spring Training.

JOHN LACKEY'S CAREER RECORD

YEAR	CLUB	W-L	ERA	G	GS	CG	SHO	SV	IP	H	R	ER	HR	HB	BB	SO	WP	BK
1999	Boise	6-2	4.98	15	15	1	0	0	81.1	81	59	45	7	8	50	77	14	1
2000	Cedar Rapids	3-2	2.08	5	5	0	0	0	30.1	20	7	7	1	2	5	21	4	0
	Lake Elsinore	6-6	3.40	15	15	2	1	0	100.2	94	56	38	9	9	42	74	12	3
	Erie	6-1	3.30	8	8	2	0	0	57.1	58	23	21	6	1	9	43	0	0
2001	Arkansas	9-7	3.46	18	18	3	2	0	127.1	106	55	49	11	3	29	94	8	0
	Salt Lake	3-4	6.71	10	10	1	0	0	57.2	75	44	43	5	1	16	42	3	1
2002	Salt Lake	8-2	2.57	16	16	2	1	0	101.2	89	35	29	5	2	28	82	5	2
	ANAHEIM	9-4	3.66	18	18	1	0	0	108.1	113	52	44	10	4	33	69	7	2
2003	ANAHEIM	10-16	4.63	33	33	2	2	0	204.0	223	117	105	31	10	66	151	11	1
2004	ANAHEIM	14-13	4.67	33	32	1	1	0	198.1	215	108	103	22	8	60	144	11	1
2005	LAA	14-5	3.44	33	33	1	0	0	209.0	208	85	80	13	11	71	199	18	0
2006	LAA	13-11	3.56	33	33	3	2	0	217.2	203	98	86	14	9	72	190	16	0
2007	LAA	19-9	3.01	33	33	2	2	0	224.0	219	87	75	18	12	52	179	9	1
2008	Cucamonga	0-0	4.00	3	3	0	0	0	9.0	8	4	4	1	2	2	11	1	0
	LAA	12-5	3.75	24	24	3	0	0	163.1	161	71	68	26	10	40	130	5	0
2009	Salt Lake	0-1	2.79	2	2	0	0	0	9.2	6	3	3	1	1	1	8	0	0
	LAA	11-8	3.83	27	27	1	1	0	176.1	177	84	75	17	9	47	139	6	0
2010	BOSTON	14-11	4.40	33	33	0	0	0	215.0	233	114	105	18	9	72	156	3	0
2011	Pawtucket	0-0	1.59	1	1	0	0	0	5.2	3	1	1	1	0	0	4	0	0
	BOSTON	12-12	6.41	28	28	0	0	0	160.0	203	119	114	20	19	56	108	11	0
Major League Totals 128-94			4.10	295	294	14	8	0	1876.0	1955	935	855	189	101	569	1465	97	5
Minor League Totals 41-25			3.72	93	91	11	4	0	580.2	540	287	240	47	29	182	456	47	7
Red Sox Totals		26-23	5.26	61	61	0	0	0	375.0	436	233	219	38	28	128	264	14	0

1999 Signed by the Anaheim Angels as a second-round selection in the First-Year Player Draft

2009 Signed by the Boston Red Sox as a free agent on 12/15

DIVISION SERIES RECORD

YEAR	CLUB	W-L	ERA	G	GS	CG	SHO	SV	IP	H	R	ER	HR	HB	BB	SO	WP	BK
2002	ANA vs. NYY	0-0	0.00	1	0	0	0	0	3.0	3	0	0	0	0	1	3	0	0
2005	LAA vs. NYY	0-0	2.38	2	2	0	0	0	11.1	7	3	3	0	0	9	9	2	0
2007	LAA vs. BOS	0-1	6.00	1	1	0	0	0	6.0	9	4	4	2	0	2	4	1	0
2008	LAA vs. BOS	0-1	2.63	2	2	0	0	0	13.2	11	4	4	1	1	4	6	0	0
2009	LAA vs. BOS	1-0	0.00	1	1	0	0	0	7.1	4	0	0	0	0	1	4	1	0
Division Series Totals		1-2	2.40	7	6	0	0	0	41.1	34	11	11	3	1	17	26	4	0

LEAGUE CHAMPIONSHIP SERIES RECORD

YEAR	CLUB	W-L	ERA	G	GS	CG	SHO	SV	IP	H	R	ER	HR	HB	BB	SO	WP	BK
2002	ANA vs. MIN	1-0	0.00	1	1	0	0	0	7.0	3	0	0	0	0	0	7	0	0
2005	LAA vs. CWS	0-1	9.00	1	1	0	0	0	5.0	8	5	5	1	0	1	3	0	0
2009	LAA vs. NYY	0-1	3.65	2	2	0	0	0	12.1	15	7	5	0	0	6	10	0	0
LCS Totals		1-2	3.70	4	4	0	0	0	24.1	26	12	10	1	0	7	20	0	0

WORLD SERIES RECORD

YEAR	CLUB	W-L	ERA	G	GS	CG	SHO	SV	IP	H	R	ER	HR	HB	BB	SO	WP	BK
2002	ANA vs. SF	1-0	4.38	3	2	0	0	0	12.1	15	6	6	0	0	5	7	0	0

ALL-STAR GAME RECORD

YEAR	CLUB	W-L	ERA	G	GS	CG	SHO	SV	IP	H	R	ER	HR	HB	BB	SO	WP	BK
2007	AL at SF																	

Selected--Did Not Pitch

CAREER FIELDING RECORD

YEAR	CLUB	POS	PCT.	G	GS	PO	A	E	TC	DP
2002	ANAHEIM	P	1.000	18	18	4	16	0	20	2
2003	ANAHEIM	P	.923	33	33	14	22	3	39	2
2004	ANAHEIM	P	1.000	33	32	15	23	0	38	1
2005	LOS ANGELES	P	.909	33	33	5	25	3	33	0
2006	LOS ANGELES	P	1.000	33	33	9	26	0	35	1
2007	LOS ANGELES	P	.959	33	33	22	25	2	49	5
2008	LOS ANGELES	P	.792	24	24	9	10	5	24	3
2009	LOS ANGELES	P	.946	27	27	13	22	2	37	3
2010	BOSTON	P	.935	33	33	22	21	3	46	3
2011	BOSTON	P	.921	28	28	19	16	3	38	4
Career Totals		P	.942	295	294	132	206	21	359	24

CAREER BATTING TOTALS

	AVG.	G	AB	R	H	2B	3B	HR	RBI	SH	SF	HB	BB	SO	SB	CS	E
Major League Totals	.105	296	38	2	4	2	0	0	2	2	0	0	0	11	0	0	21

CAREER SINGLE-GAME HIGHS

INNINGS PITCHED	9.0, 12 times, last 9/10/09 for LAA vs. SEA
LOW-HIT COMPLETE GAME	1, 7/7/06 for LAA at OAK (9.0 IP)
STRIKEOUTS	12, 9/21/08 for LAA at TEX
HITS ALLOWED	15, 7/10/08 for LAA at TEX
RUNS ALLOWED	10, 9/26/08 for LAA vs. TEX
WALKS ALLOWED	7, 4/21/06 for LAA at OAK
HOME RUNS ALLOWED	3, 3 times, last 9/16/05 for LAA vs. DET
WINNING STREAK	6, 7/9/11-8/12/11
EJECTIONS (3)	5/24/04 for LAA at TOR (HP, J. Reynolds) 5/2/06 for LAA vs. OAK (HP, D. Scott) 5/16/09 for LAA at TEX (HP, B. Davidson)

RED SOX ALL-TIME TEAMS

VOTED BY FANS IN 1982

FIRST TEAM	SECOND TEAM
C Carlton Fisk	C Birdie Tebbetts
1B Jimmie Foxx	1B George Scott
2B Bobby Doerr	2B Jerry Remy
3B Rico Petrocelli	3B Frank Malzone
SS Rick Burleson	SS Johnny Pesky
OF Ted Williams	OF Jim Rice
OF Carl Yastrzemski	OF Dom DiMaggio
OF Dwight Evans	OF Fred Lynn
RHP Cy Young	RHP Luis Tiant
LHP Babe Ruth	LHP Lefty Grove
REL Dick Radatz	REL Sparky Lyle
MGR Dick Williams	MGR Joe Cronin

GREATEST PLAYER - Ted Williams

VOTED BY FANS IN 1969

C Birdie Tebbetts
1B Jimmie Foxx
2B Bobby Doerr
3B Frank Malzone
SS Joe Cronin
OF Ted Williams
OF Carl Yastrzemski
OF Tris Speaker
RHP Cy Young
LHP Lefty Grove

GREATEST PLAYER - Ted Williams

RYAN LAVARNWAY • 60 • C



FULL NAME: Ryan Cole Lavarnway
BATS: Right **THROWS:** Right **HEIGHT:** 6-4 **WEIGHT:** 225
OPENING DAY AGE: 24 (Turns 25 on August 7)
BORN: August 7, 1987 in Burbank, CA
RESIDES: Woodland Hills, CA
MAJOR LEAGUE SERVICE: 42 days
ACQUIRED: Selected in the sixth round of the 2008 First-Year Player Draft
SIGNED BY: Ray Fagnant (Red Sox)
CONTRACT STATUS: Signed through 2012

CAREER HIGHLIGHTS

- In 5th professional season, 2nd in Major League Spring Training camp.
- Made Major League debut with Boston in 2011 after tallying 32 homers in the minor leagues, the most by a Red Sox farmhand since 2004.
- On 9/27/11 at BAL, became only the 3rd player in Major League history to hit multiple homers in his 1st game started behind the plate with a pair of roundtrippers.
- Named Red Sox Minor League Offensive Co-Player of the Year in each of the last 2 seasons (2010-11)... Also earned Red Sox Minor League Player of the Year honors from both the Boston Chapter of the BBWAA and *Baseball America* following the 2011 season.
- Has tallied at least 21 homers in each of his 3 full professional seasons from 2009-11, with home run totals increasing in each year... Bettered his long ball total from 22 in 2010 to 34 in 2011, including 2 in the Major League.
- Enters 2012 as Boston's No. 9 prospect according to *Baseball America*... The publication also ranked him as the best power prospect in the International League in 2011.

2011: Hit 32 home runs between Double-A Portland and Triple-A Pawtucket before playing 17 games with Boston in his 1st career Major League action.

- Tied for 4th among all minor leaguers in homers, the most by a Red Sox farmhand since 2004 (Earl Snyder, 36).
- Tabbed Red Sox Offensive Co-Player of the Year for the 2nd straight season... Also named Red Sox Minor League Player of the Year by both the Boston Chapter of the BBWAA and *Baseball America*.
- Selected as the catcher on *Baseball America's* annual Minor League All-Star Team... Was also rated by the publication as the best power prospect in the International League in 2011.
- Was behind the plate in 8 games with the Red Sox, including 2 starts, and caught his only attempted base stealer... Also made 7 starts at designated hitter... Was 0-for-2 as a pinch-hitter.
- Became 6th former Yale student to play for Boston, 1st since Craig Breslow in 2006, and Yale's 1st position player to appear in an ML game since Dick Tettelbach from 1955-57.
- Selected to the Sox active roster on 8/18 and made Major League debut that night at KC with a start at DH.
- Singled and scored in the 5th inning on 8/19 at KC for 1st ML hit and run... Collected 1st RBI with a single in the 6th on 8/20 at KC.
- Hit safely in 4 of 7 tilts for a .304 clip (7-for-23) with 2 doubles, 3 RBI, 3 runs and 4 walks over his 1st stint with the Big League club before he was optioned back to Triple-A Pawtucket on 8/25... Recalled again on 9/5 for the remainder of the season.
- Made 1st ML start at catcher on 9/27 at BAL and went 2-for-4 with 2 homers and 4 RBI, his 1st career home runs... Became only the 3rd player in Major League history to hit multiple homers in his 1st game started behind the plate, joining Philadelphia's Bobby Pfeil (7/27/71) and Toronto's J.P. Arencibia (8/7/10)... Is the only backstop in this group to also throw out a runner, nabbing Adam Jones in the 2nd... At 24 years/51 days old, was the youngest Sox with a multi-homer game since Nomar Garciaparra hit 2 at the same age on 9/12/97 at MIL... Was the 1st Red Sox with a multi-homer game within his 1st 16 Major League tilts since John Marzano on 8/16/87 vs. TEX, his 13th ML contest.

- Combined to hit .290 (126-for-435) with 23 doubles, 32 homers, 93 RBI, 75 runs and 57 walks in 116 games in the minor leagues... Threw out 36.7 percent (29 of 79) of attempted base stealers in the minors.
- Placed 3rd among Sox minor leaguers in RBI and ranked 6th among Boston's full-season farmhands in AVG.

YOUNGEST RED SOX CATCHERS WITH MULTI-HR GAMES (SINCE 1919)

AGE	PLAYER	DATE
23/158	Mike Ryan	5/2/1965 (G2)
24/051	Ryan Lavarnway	9/27/2011
24/183	John Marzano	8/16/1987
24/214	Rich Gedman	4/27/1984

After joining the PawSox on 6/13, led the International League in home runs (18) and SLG (.612) while pacing Pawtucket with a .295 clip (67-for-227), 18 doubles (tied) and 55 RBI in 61 games.

Homered 8 times in 10 contests from 7/10-22...Topped the minor leagues with a 1.256 SLG and 1.825 OPS in that stretch.

Named International League Player of the Week from 7/18-24, over which he hit .409 (9-for-22) with 3 doubles, 4 home runs and 11 RBI in 6 games.

Following the season, played in 5 games with Bravos de Margarita of the Venezuelan Winter League, batting .357 (5-for-14) with a double and 5 walks.

Entered 2011 as Boston's No. 1 catching prospect according to *Baseball America*...Attended 1st Major League Spring Training as a non-roster invitee.

2010: Played with High-A Salem and Double-A Portland, earning Red Sox Minor League Offensive Co-Player of the Year honors.

Combined hit .288 (133-for-462) with 22 home runs and a career-high 102 RBI.

Led the Red Sox farm system and ranked 11th among all minor leaguers in RBI...Paced qualifying Red Sox hitters with a .487 SLG pct.

Also finished among organizational leaders in homers (2nd, 22), walks (3rd, 70) and AVG (5th, .288).

Combined to throw out 20 of 60 (33.3%) attempted base stealers in 53 games caught between the 2 stops.

Named the Carolina League's Player of the Week for 4/12-18 after hitting .462 (18-for-39) with 3 homers and 15 RBI during that span.

Was Boston's Minor League Offensive Player of the Month for April after hitting .355 (27-for-76) with 6 homers and a Carolina League-best 23 RBI in the month.

Named to both the Carolina League's mid- and post-season All-Star teams...Went 1-for-2 as the circuit's starting catcher in the exhibition against the California League, 6/22 in Myrtle Beach.

Was leading the CL in RBI (63) and home runs (tied, 14) at the time of his transfer to the Sea Dogs on 7/15... Despite the promotion, was Salem's overall leader in homers.

Hit 8 homers in 44 games with the Sea Dogs, including 6 long balls during an 11-game stretch from 8/19-31.

Selected as Eastern League Player of the Week for 8/23-29...Led all Double-A players with 7 extra-base hits and 4 home runs (tied) while batting .421 (8-for-19) with 7 runs scored in that period.

Also played 21 games for Peoria of the Arizona Fall League, hitting .268 (22-for-82) with 3 home runs and 12 RBI.

Following the season, was rated as the No. 17 prospect in the Carolina League by *Baseball America*.

2009: Spent 1st full season with Single-A Greenville and led Red Sox farmhands with 21 home runs and a .540 SLG percentage.

Ranked 3rd in the South Atlantic League in homers...Tied for 2nd in both the SAL and among Red Sox minor leaguers with 87 RBI.

Paced the Drive while ranking among circuit leaders in extra-base hits (1st, 59), doubles (3rd, 36), SLG pct. (4th), HR/AB ratio (4th, 19.24) and total bases (5th, 218)...Also topped Drive qualifiers with a .285 AVG (115-for-404) and led the team in at-bats (404), runs (60), hits (115) and walks (50).

Tallied a season-high, 14-game hitting streak from 5/6-6/4, batting .346 (18-for-52) with 4 homers in that time.

Drove in 65 runs over his last 63 games beginning 6/20.

Made 66 appearances behind the plate and 40 as designated hitter...Threw out 28.4 percent (33 of 116) of potential base stealers.

Hit .304 (7-for-23) with 1 homer in 6 playoff games.

2008: Made his professional debut with Short-A Lowell.

Reached base safely via hit, walk or HBP in 18 of his 21 starts.

Caught 27.3 percent (3 of 11) of attempted base stealers in 10 games as catcher.

Went 1-for-9 (.111) in 3 playoff games.

PERSONAL

Was a semifinalist for the Johnny Bench Award and Golden Spikes Award as a junior at Yale in 2008...Also was a candidate for the Brooks Wallace National Player of the Year, named second-Team All-Ivy and first-Team All-New England that year after leading the Ivy League in home runs (13), RBI (42), walks (29), SLG percentage (.824) and OBP (.541) while pacing the Bulldogs with a .398 AVG...Became the Ivy League's all-time leader with 33 career homers... Hit for an NCAA-best .467 (70-for-150) with an .873 SLG pct. during his sophomore season...Was a philosophy major.

Attended El Camino Real (CA) High School.

Participated in the Red Sox Rookie Program in 2011.

IN THE COMMUNITY

During this past offseason, Ryan took part in the Holiday Caravan that visited the Jimmy Fund, Beth Israel Deaconess Medical Center, Shriners' Hospital, Children's Hospital Boston, Franciscan Hospital for Children, Massachusetts General Hospital, New England Center for Homeless Veterans and the Boston Medical Center, and attended the Christmas at Fenway event in December...He also met with fans as part of the Red Sox Road Trip with stops in Freeport, ME, Burlington, VT and Manchester, NH in January...During the 2011 season, took part in a player/fan photo session and attended the Blohards Luncheon in New York...Last Spring Training, competed in the Dancing with the New Stars event that benefitted the Red Sox Foundation.

RYAN LAVARNWAY'S CAREER RECORD

YEAR	CLUB	AVG.	G	AB	R	H	2B	3B	HR	RBI	SH	SF	HB	BB	SO	SB	CS	E
2008	Lowell	.211	22	71	10	15	5	0	2	9	0	0	3	8	18	0	0	0
2009	Greenville	.285	106	404	60	115	36	2	21	87	0	6	6	50	113	1	2	6
2010	Salem	.286	82	304	66	87	18	0	14	63	0	3	9	44	62	1	0	3
	Portland	.285	44	158	25	45	9	0	8	39	0	2	4	26	42	0	0	0
2011	Portland	.284	55	208	35	59	5	0	14	38	0	4	2	25	47	0	0	1
	BOSTON	.231	17	39	5	9	2	0	2	8	0	0	0	4	10	0	0	0
	Pawtucket	.295	61	227	40	67	18	0	18	55	0	1	4	32	60	1	1	1
Major League Totals		.231	17	39	5	9	2	0	2	8	0	0	0	4	10	0	0	0
Minor League Totals		.283	370	1372	236	388	91	2	77	291	0	16	28	185	342	3	3	11
Red Sox Totals		.231	17	39	5	9	2	0	2	8	0	0	0	4	10	0	0	0

2008 Signed by the Boston Red Sox as a sixth-round selection (club's 8th pick) in the First-Year Player Draft

ADDITIONAL BATTING STATISTICS

YEAR	CLUB	OBP	SLG	OPS	TB	GDP
2011	BOSTON	.302	.436	.738	17	1

CAREER FIELDING RECORD

YEAR	CLUB	POS	PCT.	G	GS	PO	A	E	TC	DP
2011	BOSTON	C	1.000	8	2	22	3	0	25	0

CAREER SINGLE-GAME HIGHS

HITS	2, 4 times, last 9/27/11 at BAL
DOUBLES	1, 2 times, last 8/23/11 at TEX
HOME RUNS	2, 9/27/11 at BAL
RBI	4, 9/27/11 at BAL
RUNS SCORED	2, 9/27/11 at BAL
WALKS	2, 8/22/11 at TEX
STRIKEOUTS	2, 8/23/11 at TEX
STOLEN BASES	None
HITTING STREAK	3, 8/19/11-8/21/11
EJECTIONS	None

HOME RUN NOTES

MULTI-HOME RUN GAMES (1)
2-HOME RUN GAMES (1)
9/27/11 at BAL
LEADOFF HOME RUNS (0)
GRAND SLAMS (0)
PINCH-HIT HOME RUNS (0)
EXTRA-INNING HOME RUNS (0)
GAME-ENDING HOME RUNS (0)
INSIDE-THE-PARK HOME RUNS (0)

JON LESTER • 31 • LHP



FULL NAME: Jonathan Tyler Lester
BATS: Left **THROWS:** Left **HEIGHT:** 6-4 **WEIGHT:** 240
OPENING DAY AGE: 28
BORN: January 7, 1984 in Tacoma, WA
RESIDES: Sharpsburg, GA
MAJOR LEAGUE SERVICE: 5 years, 75 days
ACQUIRED: Selected in the second round of the 2002 First-Year Player Draft
SIGNED BY: Gary Rajsich (Red Sox)
CONTRACT STATUS: Signed through 2013 (club option for 2014)

CAREER HIGHLIGHTS

Owns a 76-34 record in 155 career games (154 starts) for a .691 winning percentage, the 3rd-highest mark since 1900 among Major Leaguers with at least 50 decisions.

Has the 6th-highest win pct. by an AL pitcher in his 1st 6 ML seasons since 1901 (min. 100 decisions) behind Johnny Allen (.739, 1932-37), Whitey Ford (.734, 1950, 53-57), Ron Guidry (.724, 1975-80), Vic Raschi (.705, 1946-51) and Tim Hudson (.702, 1999-2004).

Is 36-15 (.706) in 73 career games (72 starts) at Fenway Park, the 3rd-highest win pct. all-time among Red Sox lefties at Fenway, behind Lefty Grove's .764 mark (55-17) and Babe Ruth's .721 (49-19) (min. 30 decisions).

His 894 career strikeouts are the 2nd-most in club history for a left-hander (10th overall) behind Bruce Hurst's 1,043...Also ranks among Sox all-time lefty leaders in wins (8th) and starts (6th)...His 16 games with at least 10 K's are the most double-digit strikeouts tilts by a Sox southpaw and 4th-most overall by a Boston hurler.

Selected to the American League All-Star team twice, earning the honor in 2010 and 2011.

Tallied at least 15 wins and 150 strikeouts in each of the last 4 seasons beginning in 2008, 1 of 3 Major Leaguers to reach both those marks in every year since 2008, along with CC Sabathia and Roy Halladay...Is the only Red Sox left-hander to accomplish the marks in as many as 4 seasons and 1 of 4 Sox hurlers overall, along with Cy Young (6 seasons, 1901-05, '08), Roger Clemens (7, 1986-92) and Pedro Martinez (5, 1998-2000, '02, '04).

Is only hurler with at least 15 wins in the AL in all 4 seasons since 2008...CC Sabathia and Roy Halladay are the only other Major League pitchers to reach the 15-win mark in each of the past 4 years...The last Sox pitcher with at least 4 consecutive 15-win seasons was Roger Clemens who notched 7 straight from 1986-92, and is 1 of only 3 Boston lefties to accomplish the feat along with Dutch Leonard (1914-17) and Mel Parnell (1948-51).

Since the start of the 2008 season, is tied for 2nd in the AL with 65 wins (also CC Sabathia) behind only Justin Verlander's 72...Also ranks among circuit leaders in win pct. (2nd, .670, 65-32), strikeouts per 9.0 IP (2nd, 8.68), strikeouts (3rd, 784), ERA (6th, 3.33), opponent AVG (6th, .238), innings pitched (7th, 813.1) and starts (7th, 128).

Went the distance twice in each of 3 seasons from 2008-10, the 1st Sox southpaw with at least 2 complete games in 3 straight campaigns since Bruce Hurst did it in 7 straight, 1983-89.

Earned 2008, 2009 and 2010 Red Sox Pitcher of the Year Honors from the Boston Chapter of the BBWAA...Shared the award with Clay Buchholz in 2010.

Received the 2007 Tony Conigliaro Award for overcoming adversity.

Honored with the 2008 Hutch Award from the Fred Hutchinson Cancer Research Center in a ceremony at Safeco Field in Seattle on 1/21/09...The award was established in 1965 to honor baseball great Fred Hutchinson, who died of cancer the previous year at age 45, and is given annually to a Major League Baseball player who best exemplifies "Hutch's" fighting spirit and competitive desire.

Threw the 18th official no-hitter in club history to beat Kansas City, 7-0, on 5/19/08 at Fenway Park...Was the 5th no-hitter by a left-handed Sox pitcher and 1st since Mel Parnell's on 7/14/56 vs. CWS.

HIGHEST WINNING PERCENTAGE FOR AL PITCHER IN 1ST 6 ML SEASONS SINCE 1900

PITCHER	PCT.	W-L	YEARS
Johnny Allen	.739	85-30	1932-37
Whitey Ford	.734	91-33	1950, 53-67
Ron Guidry	.724	76-29	1975-80
Vic Raschi	.705	91-38	1946-51
Tim Hudson	.702	92-39	1999-2004
Jon Lester	.691	76-34	2006-11

* minimum 100 decisions

HIGHEST WINNING PERCENTAGE SINCE 1900

PITCHER	PCT.	W-L	YEARS
Spud Chandler	.717	109-43	1937-47
Sam Leever	.692	173-77	1900-10
Jon Lester	.691	76-34	2006-11
Whitey Ford	.690	236-106	1950-67
Pedro Martinez	.687	219-100	1992-2009

* minimum 50 decisions

LESTER

Recorded a career-high 225 strikeouts in both 2009 and 2010...Joins Roger Clemens (8 seasons), Pedro Martinez (6), Smokey Joe Wood (2) and Cy Young (2) as the only Sox pitchers ever with multiple 200-strikeout campaigns.

Made 1st career Opening Day start in 2011, becoming the 11th left-hander (18th time) ever to start for Boston on Opening Day.

Is 14-0 in 18 career starts against the Orioles, the longest win streak ever vs. the O's franchise (since 1901) to begin a career...Also marks the longest current win streak by any active pitcher vs. any team...Only 1 other pitcher who began his ML career in the last 50 years won his 1st 14 decisions against 1 franchise: Roy Oswalt, who won his 1st 15 decisions vs. the Reds from 2001-05...The last Sox pitcher to win that many consecutive decisions against any team was Tom Brewer with 14 vs. PHA/KCA, 7/25/54-7/24/57.

Has compiled a 2-3 record with a 2.57 ERA (12 ER/42.0 IP) in 8 career playoff games (6 starts)...Owns a 2.35 ERA (10 ER/38.1 IP) in his 6 starts, the 5th-lowest career mark ever by a Red Sox starter with at least 30.0 postseason innings and 9th all-time among AL lefties.

Won the decisive Game 4 of the 2007 World Series at Colorado, tossing 5.2 scoreless innings in a 4-3 Sox victory...Had battled back from lymphoma earlier in the year.

2011: Finished tied for 10th in the American League with 15 wins and tied for 9th with a .625 winning percentage (9 losses)...Placed 8th among AL leaders with an average of 8.55 strikeouts per 9.0 innings (182 K's/191.2 IP)...Selected to the AL All-Star team for the 2nd straight year.

Limited left-handed batters to a .207 clip (38-for-184), the 3rd-lowest mark among AL southpaws.

Held opponents scoreless in 6 outings, tied for 4th most among AL starters, 1 shy of the league leaders...Allowed 1 run or less 13 times, tied for 5th most in that group, and tied for 8th by yielding 2 runs or less 17 times.

Recorded 19 quality starts, 2nd on the team behind Josh Beckett's 20...Was 13-4 with a 1.83 ERA (26 ER/128.0 IP) in those 19 quality outings.

Received an average of 6.86 runs of support per 9.0 innings (146 runs/191.2 IP), the 2nd-highest rate among Major League qualifiers behind Texas' Derek Holland (7.64)...Got at least 6 runs of support in 10 of 31 starts, including 10 runs or more 5 times.

Won 7 of 10 daytime decisions, tied for 2nd most in the AL behind Detroit's Justin Verlander (8), and tied for 3rd in the Majors, also trailing Philadelphia's Roy Halladay (11)...Notched a 3.25 ERA (26 ER/72.0 IP) in his 12 day starts compared to 3.61 (48 ER/119.2 IP) in 19 nighttime outings.

Hit a career-high 11 batters, tied for 7th most in the AL...Tied for 5th in the AL with 75 walks.

Tallied a season-high 11 strikeouts twice, 5/3 vs. LAA and 9/6 at TOR.

Went 1-0 with a 2.57 ERA (4 ER/14.0 IP) in 2 starts vs. BAL, improving to 14-0 in 18 career starts against the Orioles, extending his mark for the longest win streak ever vs. the O's franchise (since 1901) to begin a career.

Was 3-0 with a 2.08 ERA (7 ER/30.1 IP) over 5 starts vs. TOR...Became the 2nd Red Sox hurler ever to go undefeated in at least 5 starts against the Blue Jays in a single season, joining Hideo Nomo (3-0 in 5 starts in 2001).

Won his 1st 2 of 5 starts vs. NYY, 5/15 (6.0 IP, 4 R/ER) and 6/7 (6.0 IP, 3 R/ER), both in the Bronx...Including wins in his last 3 starts against NYY in 2010, became the 1st Boston pitcher to win 5 consecutive starts against the Yankees since Reggie Cleveland won 5 in a row from 7/26/75-6/18/77...4 of those victories were in New York, the 1st Red Sox hurler to win 4 straight starts in the Bronx since Roger Clemens won 4 at the original Yankee Stadium, 9/30/87-6/10/89...Was the 1st Sox lefty to win 4 straight starts against the Yankees in New York since Babe Ruth won 4 in a row from 1916-17, with all 4 of those games being played at the Polo Grounds...5-start win streak came to an end with a loss vs. NYY at Fenway on 8/5 (6.0 IP, 3 R/ER) and win streak in New York ended with a loss on 9/24 (2.2 IP, 8 R/ER).

Made 1st career Opening Day start on 4/1 at TEX, becoming the 11th left-hander (18th time) ever to start for Boston on Opening Day, 1st since David Wells at Yankee Stadium on 4/3/05...At 27 years and 84 days old, was the youngest Sox pitcher to start on Opening Day since Pedro Martinez on 4/1/98 (26 years, 158 days) and youngest left-hander with an Opening Day assignment for Boston since Bruce Hurst on 4/2/86 (26 years, 9 days)...Did not factor in the Red Sox 9-5 loss after surrendering 5 runs, all coming on a career-high 3 home runs, over 5.1 innings...Failed to record a strikeout for just the 2nd time in his career, also 4/9/08 vs. DET (5.1 IP).

Recorded 6 straight quality starts from 4/7-5/3, tied for the 2nd-longest such streak of his career behind a 9-gamer from 8/4-9/19/09...During the 6-start span, went 4-1 with a 1.54 ERA (7 ER/41.0 IP).

Struck out at least 5 batters in 10 straight starts from 4/7-5/25 with 70 total K's over 64.1 innings...The streak tied for the longest such stretch of his career (also, 4/12-5/30/10) and tied for the 3rd longest in the AL in 2011 (DET's Justin Verlander, 22; NYY's CC Sabathia, 17).

RED SOX CAREER POSTSEASON ERA LEADERS AS A STARTER

PITCHER	ERA	IP	YEARS
Babe Ruth	0.87	31.0	1916, 18
Ernie Shore	1.82	34.2	1915-16
Bill Dinneen	2.06	35.0	1903
Bruce Hurst	2.29	51.0	1986, 88
Jon Lester	2.35	38.1	2007-09

* minimum 30 innings

🔴 Tallied a 7-game win streak, 4/17-5/25, tied for 5th longest in the AL in 2011 and tied for the 2nd-longest stretch of winning decisions in his career behind an 8-gamer, 4/28-6/16/10...Posted a 3.22 ERA (18 ER/50.1 IP) over 8 starts in that time...Won each of 4 straight starts from 4/17-5/3 (1.33 ERA, 4 ER/27.0 IP), tied for his 2nd-longest career streak of consecutive winning starts behind a 6-gamer, 8/27-9/25/10.

🔴 Passed Dutch Leonard (771) to move into 2nd place among Sox lefty career strikeout leaders with his 2nd of 5 K's during his start on 5/20 vs. CHC.

🔴 Threw a season-high 127 pitches in a losing effort on 5/30 vs. CWS (5.2 IP, 7 R/ER)...Marked his 2nd-most pitches thrown in a single game in his career behind his no-hitter (130 on 5/19/08 vs. KC)...Also, tied with Clay Buchholz (5/18 vs. DET) for the most by a Sox pitcher in 2011.

🔴 Yielded 1 run on 2 hits (HR, 1B) and a walk over 8.0 innings in the Sox 14-1 win at TOR on 6/12...The 3 base runners allowed marked the 2nd fewest in any start of at least 8.0 IP in his career after 2 in his no-hitter on 5/19/08 vs. KC.

🔴 Earned his 10th win with 7.0 scoreless innings in a 5-2 Sox victory at PHI on 6/30...Became the 1st Red Sox left-hander with 10 wins over the club's 1st 80 games of a season since Bill Lee in 1975...Also the 1st time he accumulated 10 wins before the end of June.

🔴 Notched a season-high, 16.0-inning scoreless streak over parts of 3 starts from 6/30 (1st inning)-7/25 (5th).

🔴 Posted a 1.56 ERA (3 ER/17.1 IP) over 3 July starts while going 1-0 (club 2-1)...Was the 4th-lowest ERA in the month among AL hurlers with at least 3 starts.

🔴 Left his start on 7/5 vs. TOR with a left latissimus strain after 4.0 no-hit innings...Had allowed only 1 base runner (walk, J.P. Arencibia) and struck out 5 batters but did not factor in Boston's 3-2 win...Since 1919, it was the latest a Sox starter was removed from a game with no hits allowed...Placed on the 15-day disabled list on 7/6 due to the left latissimus strain and activated 7/25.

🔴 Added to the AL All-Star roster on 7/10...When Mariners pitcher Felix Hernandez became inactive with a start in final game before the break, was next-highest ranked player-elected pitcher...Due to DL stint, was replaced by Toronto's Ricky Romero.

🔴 Allowed 1 earned run or less in a career-high 5 straight starts from 8/16-9/6, going 4-0 with a 1.16 ERA (4 ER/31.0 IP) in that time...Since 1919, the only other left-handed Red Sox starter with such a run was Lefty Grove who also had a 5-game stretch from 4/17-5/5/36.

🔴 Tossed 43 pitches in the 1st inning on 9/1 vs. NYY, a career high for a single frame, but gave up just 1 run...Followed with 4.0 scoreless innings before leaving with a 2-1 lead but did not factor in a Red Sox 4-2 loss.

🔴 Made last start of the season in the club's final game on 9/28 at BAL on 3-days rest, his 3rd-career appearance (2nd start) on 3-days rest (other start came on 4/23/08 vs. LAA)...Threw 6.0 innings of 2-run ball but did not factor in the Red Sox 4-3 walk-off loss.

2010: Named Red Sox Pitcher of the Year along with Clay Buchholz by the Boston Chapter of the BBWAA...Posted a career-high 19 wins and was selected to his 1st AL All-Star team.

🔴 Marked 3rd straight season winning Boston Pitcher of the Year honors...With Clay Buchholz, became 1st pair of Sox hurlers to share the award since Bill Lee and Luis Tiant in 1973.

🔴 Finished 4th in American League Cy Young Award voting (1, 3rd place votes; 9, 4th and 12, 5th).

🔴 19 wins were the most by a Red Sox left-hander since Mel Parnell tallied 21 victories in 1953...At 26-years-old, was the youngest Sox southpaw with at least 19 victories in a season since Babe Ruth won 24 as a 22-year-old in 1917.

🔴 Also set career marks in losses (9, tied in 2011), runs (81) and walks (83) and matched in strikeouts (225, also 2009).

🔴 Led the AL and was 2nd in the Majors in K's per 9.0 IP (9.7)...Ranked among AL leaders in wins (T-2nd, 19), strikeouts (3rd, 225), opponent AVG (4th, .220), ERA (9th, 3.25), win pct. (9th, .679) and walks (3rd)...Also was tops among Sox hurlers in wins, strikeouts and opponent AVG.

🔴 Finished 3rd in the AL with a 2.88 road ERA (36 ER/112.1 IP) and led the Majors with 11 road wins.

🔴 Went 14-6 with a 3.48 ERA (59 ER/152.2 IP) in 24 night starts, tied with Clay Buchholz for the AL lead in night wins and 10th in the circuit in night ERA...8th in the AL with a 2.60 day ERA (16 ER/55.1 IP) while going 5-3.

🔴 Tied with Seattle's Felix Hernandez and Texas' C.J. Wilson for the AL lead with 20 starts of 2 runs or less and tied with Hernandez and Oakland's Trevor Cahill to pace the circuit with 15 starts of 1 run or less...Tied with Oakland's Gio Gonzalez for the AL lead with 8 starts of no runs allowed.

RED SOX ALL-TIME 10-STRIKEOUT GAME LEADERS

PITCHER	10-K GAMES
Pedro Martinez	72
Roger Clemens	68
Joe Wood	18
Jon Lester	16
Bruce Hurst	13

🔴 Recorded 10 or more strikeouts in 7 outings, most in the AL and tied with Milwaukee's Yovani Gallardo and San Francisco's Tim Lincecum for the most in the Majors...Marked a new single-season career high (6 in 2009)...Reached double-digit strikeouts in a career-high 4 straight starts from 8/27-9/13, the longest such streak in the Majors since Jake Peavy also compiled 4 straight for the Padres from 4/25-5/11/07...The last Sox hurler to do it was Pedro Martinez with a 5-game run, 5/12-6/04/01...It was the longest ever such streak by a Sox lefty.

🔴 Went 3-0 with a 2.16 ERA (6 ER/25.0 IP) in 4 starts vs. the Orioles, improving his career record against Baltimore to 13-0 with a 2.33 mark (26 ER/100.1 IP)...With his final win of the season over the O's on 9/1, passed Red Faber for the longest win streak vs. the Orioles franchise to begin a career...Faber had victories in each of his 1st 12 decisions vs. the St. Louis Browns from 1914-16.

🔴 Started and lost the 1st official game at the Twins new Target Field on 4/12 (4 ER/5.0 IP)...Became the 1st Red Sox hurler to start the 1st official game at a new Major League ballpark since Howard Ehmke on 4/18/23 against NYY at Yankee Stadium (4-1 loss).

🔴 Recorded his 500th career strikeout against Willy Aybar in the 4th inning on 4/18 vs. TB...Became the 7th LHP in Sox history to reach that mark, 1st since Bruce Hurst on 9/20/85 vs. DET...Was the fastest southpaw ever to reach 500 K's for Boston, doing so in his 95th appearance.

🔴 Tallied a career-long, 8-game win streak over 11 starts from 4/23-6/16 (2.01 ERA, 17 ER/76.0 IP, 82 K's), the longest stretch by a left-handed Sox starter since Roger Moret went 12-0, 9/19/71-9/12/73...In 2010, only the Yankees CC Sabathia (9, 6/3-7/22) and Rockies Ubaldo Jimenez (9, 5/15-7/8) had longer win streaks.

🔴 Put together a season-high, 15.2-inning scoreless streak from 4/23-5/4 (4th inning)...Tossed 2 straight scoreless starts (5.2 IP vs. BAL on 4/23; 7.0 IP at TOR on 4/28) before allowing a run in the 4th inning vs. LAA on 5/4...Also compiled a 15.0-inning scoreless run from the 8th inning on 9/13 at SEA through a pair of scoreless 7.0 inning starts, 9/19 vs. TOR and 9/25 at NYY.

🔴 Surrendered just 1 hit with 11 K's over 7.0 innings for the win on 4/28 at TOR...Became the 1st Boston lefty to allow 1 hit or less over at least 7.0 IP while striking out at least 10 since Roger Moret on 8/21/74 vs. CWS (9.0 IP, 1 H, 12 K's).

🔴 Named AL Pitcher of the Month for May, his 3rd career monthly honor (also July and September 2008)...During the month, went 5-0 with an AL-best 1.84 ERA (5 ER/44.0 IP) and an ML-best 45 K's over 6 starts.

🔴 Tossed a pair of complete games, including in his 100th career start on 5/20 vs. MIN (2 R/1 ER) and opposite Tim Lincecum on 6/27 at SF (1 R)...Drove in what proved to be the winning run with a 3rd-inning sac fly on 6/27, becoming the 1st Red Sox pitcher to throw a complete game and record an RBI in the same game since Luis Tiant on 9/16/72.

🔴 Won on 5/25 at TB, holding the Rays to just 1 hit while walking 5 and fanning 9 over 6.0 scoreless IP...Combined with Manny Delcarmen (1.0 IP), Daniel Bard (1.0 IP) and Jonathan Papelbon (1.0 IP) on Boston's 2nd 1-hitter of the season (also 5/22 at PHI).

🔴 Fanned 6 or more batters in a career-high 9 straight starts from 6/10-7/30, the longest such streak by a Sox lefty in club history, and longest overall for any Sox hurler since Pedro Martinez, 8/1-9/14/04 (also 9 straight).

🔴 Earned a decision in each of his last 19 starts of the season beginning 6/16, posting a 12-7 record in that time...Was the longest streak by a Red Sox player since Tim Wakefield's 26-game run, 4/6-8/25/07.

🔴 Improved career record to 50-18 with a victory over Arizona on 6/16 in his 106th career game, becoming just the 8th lefty ever to win his 1st 50 games with the Sox and 1st since Bruce Hurst won his 50th on 9/1/86 vs. TEX...Was the fastest Red Sox to reach 50 wins since Roger Clemens did it in 91 games.

🔴 Tallied a 2.78 ERA (37 ER/120.0 IP) before the break, the best mark by any Sox lefty in the 1st half of a season since Bruce Hurst's 2.65 mark in 1984.

🔴 Earned 1st career All-Star selection, voted on the AL squad via the Player Ballot, Boston's 1st lefty starter to receive the honor since Bruce Hurst in 1987...Tossed a perfect 6th, recording a hold in the 7/13 exhibition in Anaheim.

🔴 Lost 4 straight starts from 7/18-8/4, including his 1st losses in back-to-back home starts on 7/30 vs. DET and 8/4 vs. CLE...Marks the only time the Red Sox have dropped 4 consecutive games he started...The Sox scored a total of 3 runs while he was on the mound during the 4-game skid.

🔴 Retired his 1st 17 batters and fanned career-high 13 in a 5-1 loss at Safeco Field on 7/24...Gave up 5 runs (4 ER) in 7.2 IP...The 13 K's were the most in a game by a Sox lefty since Bruce Hurst, 5/5/87 at OAK (14).

🔴 Allowed a career-high 9 runs over a career-low 2.0+ innings in a 16-2 loss to TOR at Fenway Park on 8/20.

🔴 Won a career-high 6 straight starts from 8/27-9/25, posting a 1.76 ERA (8 ER/41.0 IP) with 54 K's during the run...Became 1st Sox lefty to win at least 6 consecutive outings since Bob Ojeda, 9/1-28/83 (6).

🔴 Earned the victory in his 1st 5 starts of September, becoming the 1st Red Sox pitcher to win 5 games in the month in any single season since Roger Clemens in 1987 (5-1).

🔴 Did not strike out a batter in the 1st inning on 9/19 at TOR after recording 1 or more strikeout in each of the previous 26.0 innings in which he faced at least 1 batter (began 2nd inning at TB on 8/27)...It was the longest such ML streak since Rich Harden went 30.0 consecutive frames with at least 1 strikeout, 7/6-8/5/08...Pedro Martinez was the last Sox pitcher to accomplish the feat, recording 1 K or more in 40.0 straight innings with at least 1 batter faced, 8/8-9/10/99.

2009: Named Red Sox Pitcher of the Year by the Boston Chapter of the BBWAA for the 2nd straight year...Finished among AL leaders in K's per 9.0 innings (2nd, 9.96), strikeouts (3rd, 225), ERA (5th, 3.41), complete games (T-9th, 2) and wins (T-10th, 15).

🔴 9.96 strikeouts per 9.0 innings were 3rd among all Major League hurlers, behind only San Francisco's Tim Lincecum (10.42) and Detroit's Justin Verlander (10.09).

- 🔴 Led all ML lefties in strikeouts and finished among AL southpaws in ERA (2nd), opponent AVG (2nd, .242), innings (3rd, 203.1), wins (3rd) and starts (T-3rd, 32).
- 🔴 Was 3rd in the AL with 23 quality starts and tied for 3rd among Major League lefties behind Philadelphia's Cliff Lee (24) and Los Angeles' (NL) Randy Wolf (24).
- 🔴 Topped 15-win and 200-inning plateaus for 2nd year in a row, the 10th left-hander in Sox history to reach those marks in consecutive seasons, 1st since Bruce Hurst (1987-88).
- 🔴 225 strikeouts set a career high (tied in 2010) and ranked 15th in club single-season history...Were the most ever for a Red Sox left-hander, passing the mark of 190 K's set by Bruce Hurst in 1987...Also the highest total for a Sox pitcher overall since Pedro Martinez's 227 in 2004...Became the 10th Boston player in club history to reach 200 strikeouts, 1st since Daisuke Matsuzaka (201) in 2007.
- 🔴 Fanned at least 10 batters on 6 occasions, the most ever by a Red Sox left-hander (passed with 7 in 2010)... Pedro Martinez was the last Sox hurler with more double-digit strikeout games in a season with 9 in 2002...Tim Lincecum (8) and Justin Verlander (7) were the only Major Leaguers with more 10-K games.
- 🔴 Went 6.0 innings or more on 26 occasions, tied for 8th in the AL...Tossed 7.0 or more frames 12 times.
- 🔴 Struck out 10 Yankees in a 6-4 win on 5/4 in the Bronx...Lefty Grove was the last Red Sox lefty to fan at least 10 Yankees in a game with 11 at Fenway Park on 9/6/36.
- 🔴 Was 3-5 with a 6.07 ERA (40 ER/59.1 IP) over his 1st 10 starts through 5/26, but went 12-3 with a 2.31 ERA (37 ER/144.0 IP) in 22 starts over the remainder of the season.
- 🔴 Fanned 10 or more batters while limiting opponents to 1 run or less on 3 hits or fewer in 3 consecutive starts from 5/31-6/12, the longest such streak by any ML pitcher since 1900.
- 🔴 Tossed a complete-game 2-hitter in an 8-1 win over Texas on 6/6 at Fenway Park...Retired the 1st 19 batters he faced before a 1-out double by Michael Young in the 7th inning.
- 🔴 Threw 17.0 scoreless innings from 9/1-13, the 2nd-longest stretch by a Sox hurler in 2009 behind Josh Beckett's 18.0-inning run, 8/1-12.
- 🔴 Was forced out of his 9/25 start at Yankee Stadium with a contusion on the right quadriceps muscle after being hit by a Melky Cabrera line drive.

POSTSEASON: Started Game 1 of the ALDS at LAA, allowing 3 runs on 4 hits and 4 walks while fanning 5 over 6.0 innings in the 5-0 loss...All 3 runs came on a homer by Torii Hunter in the 5th inning...Was the 2nd year in a row that he started the club's 1st postseason game...Is the only left-hander in Sox history to do so and the 1st pitcher overall since Pedro Martinez (1998-99).

2008: Spent 1st full season in the Majors and ranked among AL leaders in wins (T-7th, 16), starts (T-5th, 33), complete games (T-9th, 2), shutouts (T-1st, 2), innings (7th, 210.1), ERA (4th, 3.21) and winning percentage (4th, .727)...Threw a no-hitter on 5/19 vs. KC.

- 🔴 Named Red Sox Pitcher of the Year by the Boston Chapter of the BBWAA...Was the 1st lefty to get the honor since Bruce Hurst in 1988.
- 🔴 Finished 3rd among AL lefties with 16 wins, the most by a Sox left-hander since Bruce Hurst's 18 in 1988...Was 6th among ML southpaws with 210.1 innings, 3rd in the AL.
- 🔴 Became the 3rd left-handed Red Sox pitcher ever to reach 15 wins, 30 starts, 200.0 innings, 150 K's and a sub-3.50 ERA in a single season, joining Babe Ruth (1916) and Lefty Grove (1937) (did it again in 2009-10).



- 🔴 Posted a 5-1 record and 1.41 ERA (10 ER/63.2 IP) in 9 starts following a Red Sox loss, with the team going 7-2 in those contests...Was 3-0 with a 0.29 ERA (1 ER/31.1 IP) in 4 starts following a series sweep against the Sox.
- 🔴 Went 11-1 in 17 starts at Fenway Park, tied for AL lead in home wins...2.49 home ERA (32 ER/115.2 IP) was the 2nd lowest in AL...Went at least 6.0 innings in 14 of 17 home starts, with 7.0 frames or more in 10 of those contests.
- 🔴 Fell to Detroit, 7-2, on 4/9, his 1st home start of the season, before going undefeated over his next 16 Fenway outings, posting an 11-0 record and 2.28 ERA (28 ER/110.1 IP) in that span...Was the longest streak by a Red Sox starter since Jack Kramer won 14 straight home decisions from 5/11/48-9/13/49.
- 🔴 Started Boston's 2nd game of the season, 3/26 against Oakland in Tokyo, Japan...Allowed 4 runs on 5 hits and 3 walks and struck out 4 over 4.0 innings in a 5-1 loss.
- 🔴 Tossed the 18th no-hitter in Red Sox history in a 7-0 win vs. KC on 5/19 at Fenway Park...Had a season-high 9 strikeouts and allowed just 2 base runners on walks in the 2nd and 9th innings...Retired 20 straight batters between the free passes...Tossed a career-high 130 pitches...Was just the 2nd no-hitter ever against the Royals, the 1st since Nolan Ryan's 1st career no-no, 5/15/73.
- 🔴 Threw his 2nd shutout of the season on 7/3 at NYY...Allowed 5 hits with 2 walks and 9 K's over 9.0 innings for the 7-0 win...Was the 1st shutout by a Sox lefty at Yankee Stadium since Roger Moret on 7/4/73.

✦ Named AL Pitcher of the Month for July, going 3-0 with a 2.05 ERA (7 ER/30.2 IP), 28 strikeouts and 6 walks... Was his 1st-ever monthly honor.

✦ Took home AL Pitcher of the Month again for September, the 1st Boston pitcher with multiple monthly awards in a season since Pedro Martinez (4) in 1999...Was 4-1 with a 2.14 ERA (8 ER/33.2 IP) with 28 K's over 5 starts.

✦ Won the 9/8 contest against the Rays, the record-breaking 456th consecutive home sellout at Fenway Park.

POSTSEASON: Went 1-2 with a 2.36 ERA (7 ER/26.2 IP) over the ALDS and ALCS, leading the Red Sox with 4 starts, 26.2 innings and 26 K's...Earned the win in Game 1 of the ALDS at LAA on 10/1, the 1st Sox lefty to start and win Game 1 of a playoff series since Bruce Hurst (Game 1, 1986 World Series)...Did not allow an earned run in 14.0 innings in the Division Series, the 2nd-highest total ever behind Jerry Reuss' 18.0 frames with the Dodgers in 1981...Gave up a 3-run homer to B.J. Upton in Game 3 of the ALCS to snap a string of 24.2 consecutive scoreless postseason frames dating back to Game 2 of the 2007 ALCS.

2007: Spent the majority of the 2nd half with Boston, but also had stints with 3 of the Sox minor league affiliates while working his way back from lymphoma treatments.

✦ Began the year on the DL and was sent to Single-A Greenville on rehab assignment on 4/5 and made 3 starts for the Drive, posting a 2.08 ERA (3 ER/13.0 IP).

✦ Sent to Triple-A Pawtucket to continue rehabbing on 4/25 and was 0-1 with a 2.25 mark (2 ER/8.0 IP) before experiencing muscle cramping in his left forearm on 5/2 vs. Indianapolis...Recalled from the rehab assignment after that start and spent the next 2 weeks undergoing treatment before beginning a 2nd rehab stint with the PawSox...Activated from DL on 6/11 and optioned to Pawtucket.

✦ Recalled from Triple-A Pawtucket on 7/23 for his 1st ML stint of 2007...Earned the win with a start that night at CLE, his 1st since 8/23/06 at LAA...Gave up 2 runs on 5 hits in 6.0 innings, walking 3 and striking out 6 in Boston's 6-2 victory.

✦ Optioned to Double-A Portland on 8/23 and made 1 start for the Sea Dogs before being called up again 9/2... Went 2-0 with a 3.34 ERA (11 ER/29.2 IP) in 6 September outings (5 starts).

POSTSEASON: Made 3 postseason appearances (1 start) for Boston, including the start and win in the decisive Game 4 of the World Series at COL on 10/28...Went 5.2 shutout innings, allowing 3 hits and 3 walks with 3 strikeouts in the Red Sox 4-3 victory over the Rockies...Also tossed 3.0 scoreless relief innings in Game 4 of the ALCS at CLE for a combined 8.2 shutout frames in his final 2 postseason outings.

2006: Made Major League debut and 15 starts overall for Boston after June call-up before season was cut short due to the anaplastic large cell lymphoma diagnosis in late August.

✦ Despite only 15 starts and 81.1 innings, tied for 4th among AL rookies with 7 wins.

✦ Became the 1st Red Sox rookie to win his 1st 5 decisions (6/16-7/18) since Aaron Sele won his 1st 6 in 1993.

✦ Began the season with Pawtucket and made the jump to the Majors after only 11 Triple-A starts under his belt.

✦ Made Big League debut at Fenway Park 6/10, recording a no-decision in Boston's 7-4 loss vs. TEX (3 ER/4.1 IP).

✦ Earned 1st win, 4-1, at ATL on 6/16 (6.0 IP, 5 H, 1 R/ER, 3 BB, 5 K)...Struck out 10 in a 9-3 win vs. WSH on 6/21, his 1st win at Fenway (6.0 IP, 1 R/ER)...Did not suffer his 1st ML loss until his 10th start, 7/28 vs. LAA (6.1 IP, 5 R/ER).

✦ On 7/18, tossed 8.0 innings and combined with Jonathan Papelbon (1.0 IP) to 1-hit the Royals in a 1-0 win at Fenway Park...Became the 1st Sox rookies to combine on a shutout since Dana Kiecker (8.0 IP) and Jeff Gray (1.0 IP) on 8/24/90, a 2-0 win at TOR.

✦ Placed on the DL on 8/24...After undergoing treatment, was pronounced cancer-free in December 2006.

2005: Led the Eastern League with a 2.61 ERA and 163 strikeouts for Double-A Portland, earning EL Pitcher of the Year and Red Sox Minor League Pitcher of the Year honors.

✦ Selected to the EL's year-end All-Star team and on the year-end Topps Double-A All-Star squad.

✦ Led the Boston organization in strikeouts and was 1st among full-season pitchers in ERA...Was 1 of 3 Sox farmhands with an organization-best 11 wins.

✦ Also earned mid-season All-Star honors, but did not appear in the game.

✦ Named Red Sox Minor League Pitcher of the Month in June and July, going 3-1 with a 1.69 ERA (6 ER/32.0 IP) in 6 starts in June and 2-2 with a 1.54 ERA (4 ER/23.1 IP) in 4 starts in July.

2004: Spent almost entire year with Single-A Sarasota and also made 1 start for Rookie-level Gulf Coast League Red Sox.

✦ Struck out 97 in 90.1 innings with Sarasota, an average of 9.7 K's per 9.0 innings...Held opponents to a .244 AVG (82-for-336).

✦ Posted the 1st double-digit strikeout game of his career, fanning 10, 5/23 vs. Lakeland.

2003: Appeared in 24 games (21 starts) for Single-A Augusta.

✦ Named Red Sox Minor League Pitcher of the Month in April, going 1-1 with a 1.85 ERA (5 ER/24.1 IP) in 5 starts.

2002: Started only 1 game in 1st pro season, taking loss 8/23 vs. Gulf Coast League Rangers.

♣ Participated in the Fall Instructional League following the season.

PERSONAL

♣ Married to Farrah...The couple has a son, Hudson.

♣ Graduated from Bellarmine Preparatory School in Tacoma, WA, where he was a 3-time MVP and 3-time All-Area selection...Named Gatorade State Player of the Year for Washington in 2000.

♣ Honored by the Boston Celtics with their "Heroes Among Us" award in 2008.

♣ Attended a reception at the U.S. Embassy in Japan during the Sox opening series in 2008.

IN THE COMMUNITY

Jon is active with the Jimmy Fund and served as the spokesman for their Rally Against Cancer program in 2009, visiting John Hancock, Furnace Brook Middle School and Quinsigamond Community College as part of the program... He has participated in several Jimmy Fund events, including their Radio-Teleton and the New Stars for Young Stars event, and has visited with patients on select road trips...Has met children as part of the Make-A-Wish program... Attends events that benefit the Red Sox Foundation, including the Welcome Home Party and Picnic in the Park, and donated an auction experience (meet and greet) to the Foundation's Fenway to the Runway event in 2011...Has visited with fans as part of the Red Sox Destinations program and attended the Christmas at Fenway event this past December...During Spring Training, plays in the Southwest Florida Children's Hospital Celebrity Golf Classic.

JON LESTER'S CAREER RECORD

YEAR	CLUB	W-L	ERA	G	GS	CG	SHO	SV	IP	H	R	ER	HR	HB	BB	SO	WP	BK
2002	GCL Red Sox	0-1	13.50	1	1	0	0	0	0.2	5	6	1	0	0	1	1	0	0
	Augusta	6-9	3.65	24	21	0	0	0	106.0	102	54	43	7	8	44	71	2	0
2003	Sarasota	7-6	4.28	21	20	0	0	0	90.1	82	46	43	2	3	37	97	1	1
	GCL Red Sox	0-0	0.00	1	1	0	0	0	1.0	0	0	0	0	0	2	1	1	0
2005	Portland	11-6	2.61	26	26	3	1	0	148.1	114	52	43	10	4	57	163	10	1
2006	Pawtucket	3-4	2.70	11	11	0	0	0	46.2	43	17	14	5	0	25	43	0	0
	BOSTON	7-2	4.76	15	15	0	0	0	81.1	91	43	43	7	5	43	60	5	0
2007	Pawtucket	4-5	3.89	14	14	2	0	0	71.2	67	32	31	4	3	31	51	4	0
	Portland	1-0	1.50	1	1	0	0	0	6.0	5	1	1	0	0	4	4	0	0
	Greenville	0-0	2.08	3	3	0	0	0	13.0	11	3	3	2	0	2	15	0	0
	BOSTON	4-0	4.57	12	11	0	0	0	63.0	61	33	32	10	1	31	50	1	0
2008	BOSTON	16-6	3.21	33	33	2	2	0	210.1	202	78	75	14	10	66	152	3	1
2009	BOSTON	15-8	3.41	32	32	2	0	0	203.1	186	80	77	20	3	64	225	6	0
2010	BOSTON	19-9	3.25	32	32	2	0	0	208.0	167	81	75	14	10	83	225	6	0
2011	BOSTON	15-9	3.47	31	31	0	0	0	191.2	166	77	74	20	11	75	182	4	0
Major League Totals		76-34	3.53	155	154	6	2	0	957.2	873	392	376	85	40	362	894	25	1
Minor League Totals		32-31	3.33	102	98	5	1	0	483.2	429	211	179	30	18	203	446	18	1
Red Sox Totals		76-34	3.53	155	154	6	2	0	957.2	873	392	376	85	40	362	894	25	1

2002 Signed by the Boston Red Sox as a second-round selection (club's 1st pick, 57th overall) in the First-Year Player Draft

DIVISION SERIES RECORD

YEAR	CLUB	W-L	ERA	G	GS	CG	SHO	SV	IP	H	R	ER	HR	HB	BB	SO	WP	BK
2007	BOS vs. LAA								Did Not Play									
2008	BOS vs. LAA	1-0	0.00	2	2	0	0	0	14.0	10	1	0	0	0	3	11	0	0
2009	BOS vs. LAA	0-1	4.50	1	1	0	0	0	6.0	4	3	3	1	0	4	5	0	0
Division Series Totals		1-1	1.35	3	3	0	0	0	20.0	14	4	3	1	0	7	16	0	0

LEAGUE CHAMPIONSHIP SERIES RECORD

YEAR	CLUB	W-L	ERA	G	GS	CG	SHO	SV	IP	H	R	ER	HR	HB	BB	SO	WP	BK
2007	BOS vs. CLE	0-0	4.91	2	0	0	0	0	3.2	3	2	2	1	0	1	5	0	0
2008	BOS vs. TB	0-2	4.97	2	2	0	0	0	12.2	14	8	7	3	0	2	15	0	0
LCS Totals		0-2	4.96	4	2	0	0	0	16.1	17	10	9	4	0	3	20	0	0

WORLD SERIES RECORD

YEAR	CLUB	W-L	ERA	G	GS	CG	SHO	SV	IP	H	R	ER	HR	HB	BB	SO	WP	BK
2007	BOS vs. COL	1-0	0.00	1	1	0	0	0	5.2	3	0	0	0	0	3	3	0	0

JON LESTER, CONTINUED

ALL-STAR GAME RECORD

YEAR	CLUB	W-L	ERA	G	GS	CG	SHO	SV	IP	H	R	ER	HR	HB	BB	SO	WP	BK
2010	AL vs. LAA	0-0	0.00	1	0	0	0	0	1.0	0	0	0	0	0	0	0	0	0
2011	AL at ARI								Selected--Did Not Pitch									
All-Star Game Totals		0-0	0.00	1	0	0	0	0	1.0	0	0	0	0	0	0	0	0	0

CAREER FIELDING RECORD

YEAR	CLUB	POS	PCT.	G	GS	PO	A	E	TC	DP
2006	BOSTON	P	1.000	15	15	0	11	0	11	0
2007	BOSTON	P	.909	12	11	6	4	1	11	0
2008	BOSTON	P	.952	33	33	19	21	2	42	3
2009	BOSTON	P	.939	32	32	7	24	2	33	1
2010	BOSTON	P	.930	32	32	5	35	3	43	2
2011	BOSTON	P	.966	31	31	9	19	1	29	2
Career Totals		P	.947	155	154	46	114	9	169	8


CAREER BATTING TOTALS

	AVG.	G	AB	R	H	2B	3B	HR	RBI	SH	SF	HB	BB	SO	SB	CS	E
Major League Totals	.000	155	20	0	0	0	0	0	1	3	1	0	1	12	0	0	9

CAREER SINGLE-GAME HIGHS

INNINGS PITCHED	9.0, 5 times, last 6/27/10 at SF
LOW-HIT COMPLETE GAME	0, 5/19/08 vs. KC (9.0 IP)
STRIKEOUTS	13, 7/24/10 at SEA
HITS ALLOWED	12, 5/20/11 vs. CHC
RUNS ALLOWED	9, 8/20/10 vs. TOR
WALKS ALLOWED	5, 8 times, last 8/10/11 at MIN
HOME RUNS ALLOWED	3, 2 times, last 6/18/11 vs. MIL
WINNING STREAK	8, 4/28/10-6/16/10
EJECTIONS	None





FULL NAME: Che-Hsuan Lin
BATS: Right **THROWS:** Right **HEIGHT:** 6-0 **WEIGHT:** 180
OPENING DAY AGE: 23 (Turns 24 on September 21)
BORN: September 21, 1988 in Hwa-Lian, Taiwan
RESIDES: Tainan City, Taiwan
MAJOR LEAGUE SERVICE: None
ACQUIRED: Signed as an international free agent on June 8, 2007
SIGNED BY: Jon Deeble (Red Sox)
CONTRACT STATUS: Signed through 2012

CAREER HIGHLIGHTS

✦ In 6th professional season and 3rd in Major League Spring training...Was added to the Red Sox 40-man roster on 11/18/11.

✦ Named Red Sox Minor League Defensive Player of the Year in 2008 and 2010...Tabbed as the best defensive outfielder in the Red Sox system by *Baseball America* entering the 2009, 2010 and 2011 seasons...With 58 outfield assists in his 5-year minor league career, has also been rated by the publication as having the best outfield arm in the system entering the 2008, 2011 and 2012 campaigns.

✦ Participated in the 2010 Red Sox Rookie Program.

✦ Went 3-for-7 (.429) in 2 games for Chinese Taipei in the 2009 World Baseball Classic.

✦ Missed time during the 2008 season while participating in the Beijing Olympics for Taiwan...Hit .269 (7-for-26) with 1 homer in Taiwan's 5th-place finish.

2011: Played 119 games between Double-A Portland and Pawtucket, climbing to Triple-A for the 1st time in his career.

✦ Combined to bat .245 (114-for-466) with 16 doubles, 3 triples, 2 homers and 36 RBI...Tallied 58 walks compared to 65 strikeouts.

✦ Ranked 5th in the Red Sox farm system with 28 steals...Had an 80.0% success rate (7 CS).

✦ Began the season with the Sea Dogs...Had multiple hits in 6 of his last 13 Double-A games (.304, 17-for-56) before joining the PawSox on 5/21.

✦ Endured a trip to the disabled list from 6/10-20 due to a left wrist sprain.

✦ Totaled 12 outfield assists in 110 combined games in center field and 10 in right field...Posted a .987 fielding percentage with just 4 errors in 319 total chances.

✦ Led the PawSox with a .308 AVG (4-for-13) in 3 playoff games.

✦ Following the season, rated as having the best outfield arm in the Red Sox system by *Baseball America* for the 2nd straight season.

2010: Named Red Sox Minor League Defensive Player of the Year after appearing in 118 games in the outfield, including 114 in center and 4 in right, for Double-A Portland.

✦ Committed just 3 errors in an Eastern League-high 338 outfield chances for a .991 fielding percentage, the best mark among EL outfielders with at least 250 chances.

✦ Was 2nd in the EL with 15 outfield assists and tied for 3rd with 4 double plays.

✦ Named Boston's Minor League Defensive Player of the Month for both May and June...Went 64 games before his 1st miscue on 6/27.

✦ Ranked 8th among qualifying Red Sox minor leaguers with a .275 average (126-for-458).

✦ Finished 3rd in the Eastern League with both 72 walks and a team-leading .386 on-base percentage.

✦ Reached safely via hit, walk or HBP in 103 of his 119 games...Got on base in each of his last 29 tilts at Hadlock Field beginning 6/30, the EL's longest home on-base streak in 2010.

✦ Also paced the Sea Dogs with 26 stolen bases and triples (tied, 4).

✦ Was placed on the DL on 8/21 and reinstated a week later.

✦ After the season, named by *Baseball America* as the top outfield defender in both the Red Sox farm system and the Eastern League, as well as having the best outfield arm among Boston minor leaguers.

✦ *Baseball America* also named him as having the best strike-zone judgment in the Red Sox system and the EL.

2009: Named to the Carolina League's postseason All-Star Team with Single-A Salem.

- ☛ Led full-season Red Sox minor leaguers and was 3rd overall in the system with 26 stolen bases.
- ☛ Tied for 5th in Carolina League with a team-best 66 walks and finished 2nd in the circuit with 8 sac flies.
- ☛ Paced league outfielders in games (128), assists (18) and double plays (7).
- ☛ Also led Salem in games (131), runs (75), hits (127), homers (7) and total bases (175).
- ☛ Hit .156 (14-for-90) with 5 RBI through his 1st 26 games of the season before batting .316 (79-for-250) with 39 RBI over his next 64 games from 5/13-7/24.
- ☛ Named Red Sox Minor League Base Stealer of the Month for June, ranking 7th in the league with a .306 average (30-for-98) in the month.
- ☛ Posted a 12-game hit streak from July 12-25, tying the club season high.
- ☛ Was 17-for-56 (.304) with 2 outs and runners in scoring position.
- ☛ Following the season, rated as having the best strike-zone discipline and as the best defensive outfielder in the Sox system by *Baseball America*.

2008: Spent 1st full pro season with Single-A Greenville, earning Red Sox Minor League Defensive Player of the Year honors.

- ☛ Posted a .961 fielding percentage (8 E/207 TC) in 79 games in center field and 9 in right field...Also honored as Red Sox Minor League Defensive Player of the Month for June.
- ☛ Led the Drive and ranked 2nd among Sox minor leaguers with 33 stolen bases...Also paced Greenville with 6 triples and 60 runs, finishing 2nd with 43 walks.
- ☛ Logged a season-long, 16-game hit streak, 4/25-5/10.
- ☛ Named MVP of the 2008 All-Star Futures Game at Yankee Stadium on 7/13...Singled and hit a 2-run homer in the World Team's 3-0 win over Team USA.
- ☛ Tabbed the best defensive outfielder in the Red Sox system in *Baseball America's* Best Tools Survey.

2007: Began 1st professional season with the Gulf Coast League Red Sox before an 8/27 transfer to Short-A Lowell.

- ☛ Combined to hit .243 (53-for-218) with 4 homers and 25 RBI between the 2 clubs.
- ☛ Batted .330 (30-for-91) in 22 home games for the GCL Sox, compared to a .190 (16-for-84) clip on the road.
- ☛ Rated as the best outfield arm in the Red Sox system by *Baseball America*.

PERSONAL

- ☛ Was 100-meter sprint and high jump national champion in Taiwan.

CHE-HSUAN LIN'S CAREER RECORD

YEAR	CLUB	AVG.	G	AB	R	H	2B	3B	HR	RBI	SH	SF	HB	BB	SO	SB	CS	E
2007	GCL Red Sox	.263	43	175	33	46	10	6	4	22	0	5	3	17	42	14	3	1
	Lowell	.163	11	43	7	7	2	0	0	3	1	0	1	5	10	3	2	1
2008	Greenville	.249	91	362	60	90	13	6	5	37	0	1	9	43	62	33	7	8
2009	Salem	.264	131	479	75	127	23	2	7	54	4	8	5	66	75	26	11	11
2010	Portland	.275	119	458	88	126	17	4	2	34	1	1	11	72	63	26	12	3
2011	Portland	.268	34	138	23	37	5	2	0	11	0	0	3	20	14	12	3	1
	Pawtucket	.235	85	328	49	77	11	1	2	25	3	2	7	38	51	16	4	3
Minor League Totals		.257	514	1983	335	510	81	21	20	186	9	17	39	261	317	130	42	28

2007 Signed by the Boston Red Sox as an international free agent on 6/8

WORLD BASEBALL CLASSIC RECORD

YEAR	CLUB	AVG.	G	AB	R	H	2B	3B	HR	RBI	SH	SF	HB	BB	SO	SB	CS	E
2009	Chinese Taipei	.429	2	7	1	3	0	0	0	0	0	0	0	2	2	0	1	0

JUAN CARLOS LINARES • 86 • OF



FULL NAME: Juan Carlos Linares
BATS: Right **THROWS:** Right **HEIGHT:** 5-11 **WEIGHT:** 190
OPENING DAY AGE: 27 (Turns 28 on September 7)
BORN: September 7, 1984 in Havana, Cuba
RESIDES: Cancun, Mexico
MAJOR LEAGUE SERVICE: None
ACQUIRED: Signed as an international free agent on July 8, 2010
SIGNED BY: Craig Shipley and Todd Claus (Red Sox)
CONTRACT STATUS: Signed through 2012

NON-ROSTER INVITEE

CAREER HIGHLIGHTS

🔴 Enters 3rd season in the Red Sox organization...Has yet to put together a full professional campaign in the United States after joining the organization in July 2010 and missing much of 2011 due to injury.

🔴 Participated in the Red Sox Rookie Program in January 2011.

🔴 Played for La Habana of Cuba's major league Serie Nacional for 8 seasons, beginning with the 2002-03 campaign...Was teammates with fellow Red Sox prospect Jose Iglesias during the 2007-08 season.

2011: Limited to 17 games with the PawSox due to injury.

🔴 Reached safely in 12 of his 17 games...Slugged .500, with 9 of his 14 hits going for extra-bases (5 2B, 1 3B, 3 HR).

🔴 Tore ligaments in his ankle while sliding into 2nd base on 5/2 vs. Toledo and placed on the disabled list the next day...Underwent surgery on 5/10 and missed the remainder of the season.

🔴 Following the season, appeared in 4 games for Scottsdale in the Arizona Fall League (2-for-18, HR, RBI).

2010: Made his stateside debut on rehab with the Rookie-level Gulf Coast League Red Sox before finishing the season with Double-A Portland.

🔴 Combined to hit .246 (15-for-61) with 1 home run and 5 RBI in 17 games.

🔴 Assigned to the Sea Dogs but placed on the DL on 8/10 before appearing in a game...Began his season with a 4-game rehabilitation assignment in the GCL from 8/17-21...Activated to Portland's roster on 8/23.

🔴 Appeared in 10 games in center field and 7 in right field without committing an error.

🔴 Tied for the Sea Dogs lead with a .368 clip (7-for-19) in September...Tallied multi-hit efforts in each of his 1st 3 games of the month.

🔴 Following the season, appeared in 17 games for the Arizona Fall League's Peoria Javelinas...Ranked among AFL leaders in AVG (2nd, .397) and SLG (4th, .662) while pocketing 7 doubles, 1 triple, 3 home runs and 14 RBI.

🔴 Knocked all 3 AFL homers during an 11-game hitting streak from 10/25-11/12, with a .398 AVG (19-for-46) in that stretch.

PERSONAL


🔴 A native of Havana, Cuba, established residency in Mexico before signing with Boston.

JUAN CARLOS LINARES' CAREER RECORD

YEAR	CLUB	AVG.	G	AB	R	H	2B	3B	HR	RBI	SH	SF	HB	BB	SO	SB	CS	E
2010	GCL Red Sox	.267	4	15	2	4	1	0	0	1	0	0	0	1	2	0	0	0
	Portland	.239	13	46	3	11	4	0	1	4	0	0	2	0	13	1	1	0
2011	Pawtucket	.233	17	60	8	14	5	1	3	12	0	0	0	4	12	0	1	0
Minor League Totals		.240	34	121	13	29	10	1	4	17	0	0	2	5	27	1	2	0

2010 Signed by the Boston Red Sox as an international free agent on 7/8

DOUG MATHIS • 70 • RHP



FULL NAME: Douglas Alan Mathis
BATS: Left **THROWS:** Right **HEIGHT:** 6-3 **WEIGHT:** 220
OPENING DAY AGE: 28 (Turns 29 on June 7)
BORN: June 7, 1983 in Maryvale, AZ
RESIDES: Peoria, AZ
MAJOR LEAGUE SERVICE: 1 year, 156 days
ACQUIRED: Signed as a minor league free agent on Dec. 1, 2011
SIGNED BY: Mike Grouse (Rangers)
CONTRACT STATUS: Signed through 2012

NON-ROSTER INVITEE

CAREER HIGHLIGHTS

✦ In 1st season in the Red Sox system.

✦ Has appeared in 45 Major League games over parts of 3 seasons with the Rangers (2008-10).

✦ Went 2-1 with 1 save and a 3.39 ERA (23 ER/61.0 IP) in 39 Major League relief appearances.

2011: Spent time at the Triple-A level in the Giants and A's systems and also pitched in Korea.

✦ Combined for a 4.27 ERA (41 ER/86.1 IP) with 64 strikeouts in 17 starts between San Francisco's Triple-A Fresno (13 starts) and Oakland's Sacramento (4) clubs.

✦ Signed with Cleveland on 1/18 but was released on 3/27 prior to the start of the season...Signed by San Francisco on 3/29 and began the season with Fresno, where he did not earn a win in 13 starts despite posting a 3.60 ERA (26 ER/65.0 IP).

✦ Released on 6/15 and claimed 2 days later by Oakland on 6/17...Made 4 starts with the River Cats before being released on 7/11.

✦ Also pitched for the Samsung Lions of Korea Professional Baseball last season, where he went 5-2 with a 2.52 ERA (18 ER/64.1 IP).

2010: Split the season between the Rangers and their Triple-A Oklahoma City club in his 6th season in the Texas organization.

✦ Made 13 relief appearances over 2 stints with Texas from 4/9-5/14 and 7/6-24...Excluding his appearance on 5/14 at TOR (8 ER/1.1 IP), posted a 3.00 ERA (7 ER/21.0 IP).

✦ Worked a relief career-high 4.1 shutout innings on 4/24 vs. DET.

✦ Tossed 4 scoreless 1.0-inning outings during his 2nd stint in Texas.

✦ Started 15 games at Oklahoma City and made 3 relief appearances, with a 1.13 ERA (1 ER/8.0 IP) out of the bullpen.

✦ Pitched for Este in the Dominican Winter League after the season and went 2-1 with a 3.29 ERA (10 ER/27.1 IP) in 7 games (4 starts).

2009: Began the year at Triple-A Oklahoma City but spent most of the final 4 months of the season with the Rangers.

✦ Had a pair of Major League stints from 6/5-7/28 and 8/2 through the end of season.

✦ Went 0-1 with a 7.00 ERA (7 ER/9.0 IP) in 2 spot starts for Texas and had a 2.14 ERA (8 ER/33.2 IP) with no record in 22 relief appearances.

✦ Held the opposition scoreless in 16 of 22 Major League relief outings...Tossed 2.0 innings or more 9 times out of the bullpen with a 0.83 ERA (2 ER/21.2 IP) in those contests.

✦ Selected to Oklahoma City on 6/5 and made spot start on 6/9 vs. TOR in place of injured Brandon McCarthy...Took the 9-0 loss after allowing 5 runs (4 ER) in 5.0 IP.

✦ Returned to the bullpen and made 9 consecutive scoreless relief appearances from 6/14-7/22.

✦ Finished a 3-1 victory with 3.1 scoreless innings on 7/22 vs. BOS for his 1st career save, the longest save by a Texas pitcher since C.J. Wilson on 8/26/05 vs. MIN (4.0 IP)...Was the 3rd-longest save in the AL in 2009 and was 1 of 13 in the league to go 3.0 innings or more.

2008: Made his Major League debut but missed most of the 2nd half with arm troubles.

✦ Began the year with Triple-A Oklahoma, going 5-0 with a 3.55 ERA (18 ER/45.2 IP) in 7 starts before being selected to Texas on 5/11.

✦ Went 1-0 without allowing a run in 5.0 innings over 4 relief appearances and was 1-1 with an 8.83 ERA (17 ER/17.1 IP) in 4 starts during his 1st Major League campaign.

🔥 Tossed a scoreless 10th inning in the Rangers' 13-12 victory on 5/12 vs. SEA, becoming the 1st pitcher in franchise history to post a relief win in his 1st Major League appearance...Was the 15th pitcher in franchise history and the 11th in Texas history to win his Major League debut overall.

🔥 Placed on the DL on 6/16...Began rehab assignment on 8/2, making 1 start each with the Rookie-level Arizona League Rangers and Oklahoma...Activated on 8/11 and immediately optioned to Oklahoma, but that option was later voided when, after 2 additional starts with Oklahoma it was discovered he was not fully recovered from previous injury...Was subsequently recalled from Oklahoma and reinstated on the Major League DL, where he resided for the remainder of the season.

2007: Spent most of the season at Double-A Frisco, in addition to brief stints with Triple-A Oklahoma and in the Rookie-level Arizona League.

🔥 Began the year with Oklahoma and was transferred to Frisco on 4/19.

🔥 Among Texas League qualifiers, ranked 4th with 2.73 unintentional walks per 9.0 innings (40 BB/131.2 IP), 5th with 6.29 strikeouts per 9.0 innings (92 K's/131.2 IP) and 8th with a 3.76 ERA (55 ER/131.2 IP).

🔥 Ranked among Frisco leaders in innings (1st, 131.2), wins (2nd, 11), starts (T-2nd, 22) and strikeouts (3rd, 92).

🔥 Named Texas League Pitcher of the Week for both 5/7-13 and 7/30-8/5

🔥 Selected to the Texas League South Division All-Star Team.

🔥 Made 1 start after the All-Star break before being placed on the DL with a muscle strain in his back on 7/4.

🔥 Earned the victory and notched a season-high 10 strikeouts in a 9.0-inning complete game shutout on 8/25 vs. Midland, allowing just 4 hits and no walks.

2006: Spent the majority of the season with High-A Bakersfield and appeared in 2 games at Double-A Frisco.

🔥 Combined to go 10-7 with a 4.15 ERA (74 ER/160.2 IP) with 119 strikeouts and 52 walks in 28 games (27 starts).

🔥 Ranked 3rd among Rangers minor leaguers in wins (10) and was 7th among club qualifiers in ERA (4.15)... Placed among California League leaders in complete games (T-1st, 2), shutouts (2nd, 1) and ERA (5th, 4.18).

🔥 Led the Bakersfield staff in complete games, innings (150.2), was tied for 1st in strikeouts (109) and placed 2nd among club leaders with 25 starts.

🔥 Was Rangers Minor League Pitcher of the Month for July, going 3-1 with a 2.58 ERA (11 ER/38.1 IP) and 36 K's.

🔥 Named California League Pitcher of the Week for both 7/17-23 and 8/7-13.

2005: Led Rangers minor leaguers with a 2.68 ERA (25 ER/84.0 IP) in his pro debut at Short-A Spokane.

🔥 Tied for the Northwest League lead in starts (16), ranked 2nd in innings (84.0), 5th in strikeouts (78) and 7th among qualifiers in ERA.

🔥 Led Spokane staff in starts, innings, strikeouts and ERA.

PERSONAL

🔥 Went 5-4 with a 3.27 ERA in 21 games (11 starts) at the University of Missouri in 2005.

🔥 Also attended Central Arizona College 2003-04...Went 13-3 with a 1.35 ERA (15 ER/100.0 IP) and 92 strikeouts in 18 games in 2004...Named to the All-Conference 1st Team, All-Region 1st Team and was a NJCAA Academic All-American in 2004.

🔥 Graduated from Show Low (AZ) High School in 2002.

DOUG MATHIS' CAREER RECORD

YEAR	CLUB	W-L	ERA	G	GS	CG	SHO	SV	IP	H	R	ER	HR	HB	BB	SO	WP	BK
2005	Spokane	4-7	2.68	17	16	0	0	0	84.0	78	33	25	2	6	17	78	7	0
2006	Bakersfield	10-7	4.18	26	25	2	1	0	150.2	160	76	70	14	8	47	109	8	1
	Frisco	0-0	3.60	2	2	0	0	0	10.0	14	5	4	0	1	5	10	0	0
2007	Oklahoma	0-3	10.66	3	2	0	0	0	12.2	21	16	15	2	0	6	8	1	0
	Frisco	11-7	3.76	22	22	1	1	0	131.2	140	59	55	7	5	40	92	3	0
	AZL Rangers	0-0	16.88	1	1	0	0	0	2.2	7	5	5	0	0	1	2	0	0
2008	Oklahoma	5-1	3.35	10	10	0	0	0	53.2	51	28	20	7	1	14	36	0	0
	TEXAS	2-1	6.85	8	4	0	0	0	22.1	37	20	17	3	0	14	9	1	0
	AZL Rangers	0-0	4.50	1	1	0	0	0	2.0	1	1	1	1	0	0	3	0	0
2009	Ok. City	4-2	2.84	11	10	2	1	0	57.0	64	23	18	3	2	15	38	4	0
	TEXAS	0-1	3.16	24	2	0	0	1	42.2	39	17	15	4	2	10	25	0	0
2010	Ok. City	5-7	5.66	18	15	1	0	0	89.0	116	61	56	7	5	31	54	4	0
	TEXAS	1-1	6.04	13	0	0	0	0	22.1	30	15	15	7	0	11	10	0	0
2011	Fresno	0-4	3.60	13	13	0	0	0	65.0	65	33	26	5	3	31	54	4	0
	Sacramento	0-1	6.33	4	4	0	0	0	21.1	27	16	15	1	1	9	10	0	0
	Samsung	5-2	2.52	10	--	--	--	0	64.1	59	19	18	1	0	34	32	-	-
Major League Totals		3-3	4.84	45	6	0	0	1	87.1	106	52	47	14	2	35	44	1	0
Minor League Totals		39-39	4.10	128	121	6	3	0	679.2	744	356	310	49	32	216	494	31	1
Korea Totals		5-2	2.52	10	--	--	--	0	64.1	59	19	18	1	0	34	32	-	-

2002 Selected by the Los Angeles Dodgers in the 34th round of the First-Year Player Draft (did not sign)

2003 Selected by the Seattle Mariners in the 31st round of the First-Year Player Draft (did not sign)

2005 Signed by the Texas Rangers as a 13th-round selection in the First-Year Player Draft

2008 Re-signed by the Texas Rangers as a minor league free agent on 12/16

2011 Signed by the Cleveland Indians as a minor league free agent on 1/5

2011 Signed by the San Francisco Giants as a minor league free agent on 3/29

2011 Signed by the Oakland Athletics as a minor league free agent on 6/17

2011 Signed by the Boston Red Sox as a minor league free agent on 12/1

CAREER FIELDING RECORD

YEAR	CLUB	POS	PCT.	G	GS	PO	A	E	TC	DP
2008	TEXAS	P	1.000	8	4	2	2	0	4	0
2009	TEXAS	P	1.000	24	2	3	8	0	11	1
2010	TEXAS	P	1.000	13	0	0	3	0	3	1
Career Totals			P 1.000	45	6	5	13	0	18	

SINGLE-GAME HIGHS

INNINGS PITCHED	6.0, 5/25/08 for TEX at CLE (starter) 4.1, 4/24/10 for TEX vs. DET (relief)
LOW-HIT COMPLETE GAME	None
STRIKEOUTS	4, 3 times, last 7/28/09 for TEX vs. DET
HITS ALLOWED	12, 6/2/08 for TEX vs. CLE
RUNS ALLOWED	9, 5/20/08 for TEX at MIN
WALKS ALLOWED	4, 5/20/08 for TEX at MIN
HOME RUNS ALLOWED	2, 6/2/08 for TEX vs. CLE
WINNING STREAK	1, 3 times, last 5/9/10
EJECTIONS	None



FULL NAME: Daisuke Matsuzaka

BATS: Right **THROWS:** Right **HEIGHT:** 6-0 **WEIGHT:** 185

OPENING DAY AGE: 31 (Turns 32 on September 13)

BORN: September 13, 1980 in Tokyo, Japan

RESIDES: Tokyo, Japan

MAJOR LEAGUE SERVICE: 5 years

ACQUIRED: Signed as a free agent on December 14, 2006

SIGNED BY: Craig Shipley and Jon Deeble (Red Sox)

CONTRACT STATUS: Signed through 2012

CAREER HIGHLIGHTS

- 🔴 In 6th season with the Sox following an 8-year career with the Seibu Lions of Nippon Professional Baseball.
- 🔴 Ranks 3rd among Japanese-born pitchers with 49 career wins, trailing Hideo Nomo (123) and Tomo Ohka (51)...Also 3rd in that group with 568 career strikeouts, behind Nomo (1,918) and Ohka (590)...Is 5th among pitchers born in Japan with 105 starts and 6th with 622.2 innings pitched.
- 🔴 Has posted a lower ERA on the road than at home in all 5 of his ML seasons, with a 3.78 mark (132 ER/314.1 IP) in 53 career road starts compared to a 4.73 ERA (162 ER/308.1 IP) in 53 home games (52 starts).
- 🔴 Set a single-season record by a native of Japan with 18 wins in 2008...Also led the Majors with the lowest opponent AVG that season (.211).
- 🔴 Established a Sox rookie record with 201 strikeouts in 2007 and made 2nd-most starts for a Boston rookie with 32.
- 🔴 Was the winning pitcher in deciding Game 7 of the 2007 ALCS, becoming 1st native of Japan to ever win a postseason game...Started and won Game 3 of the World Series at COL, 1st Japanese native to ever start a World Series tilt.
- 🔴 2-time MVP of the World Baseball Classic (2006 and 2009)...Has won each of his 6 WBC starts, more than any other pitcher in tournament history...Logged a 1.95 ERA (6 ER/27.2 IP) in those contests...Allowed 2 runs or less in each of those starts with 23 K's compared to 8 walks.
- 🔴 With Seibu, led the Pacific League in strikeouts 4 times, finished 1st in wins on 3 occasions and was a 2-time ERA champ.

2011: Appeared in only 8 games (7 starts) due to season-ending Tommy John Surgery in June.

🔴 Went 1-1 with a 2.08 ERA (3 ER/13.0 IP) in 2 road starts compared to 2-2 with a 7.03 mark (19 ER/24.1 IP) in 6 home games (5 starts).

🔴 Held opponents to a .212 AVG (29-for-137) in his 7 starts, the 10th-lowest mark among AL starters with at least 50 batters faced...Limited right-handed batters to a .172 clip (10-for-58) overall, 2nd-lowest among ML starters (lowest in AL) who faced at least 50 righties.

🔴 Went 3-0 with a 3.07 ERA (10 ER/29.1 IP) in last 5 starts from 4/18-5/16, holding opponents to a .146 AVG (15-for-103) during that span...Was 0-2 with a 12.86 mark (10 ER/7.0 IP) and .412 opponent AVG (14-for-34) in his 1st 2 starts, 4/6 and 4/11.

🔴 Made 100th career Major League start on 4/11 vs. TB...Through his 1st 100 starts, had 546 strikeouts and 46 victories, all with Boston...The only Red Sox pitcher since 1919 with more K's in his 1st 100 games was Roger Clemens (646)...Since 1919, Roger Clemens (56), Boo Ferriss (55), Tex Hughson (50) and Mel Parnell (47) are the only Sox hurlers with more wins through 100 career games.

🔴 Allowed just a pair of base runners (1 H, 1 BB), tying a career low (also 4/1/08 at OAK, 2 H), while striking out 3 over 7.0 scoreless IP in 1st win of the season, a 9-1 Sox victory on Patriots Day (4/18) vs. TOR...Snapped career-long 7-start winless stretch dating back to 9/7/10.

🔴 In next start, yielded just 1 hit and 3 walks with 9 K's over 8.0 shutout innings in a 5-0 victory on 4/23 at LAA...Became just the 3rd Boston pitcher since 1919 with back-to-back 1-hit outings of at least 7.0 IP, joining Pedro Martinez (4/19-25/2002) and Howard Ehmke (9/7-11/1923), and the 15th ML hurler in that time to accomplish the feat.

ALL-TIME MAJOR LEAGUE LEADERS, PITCHERS BORN IN JAPAN

WINS

RK	PITCHER	W
1.	Hideo Nomo	123
2.	Tomo Ohka	51
3.	Daisuke Matsuzaka	49
4.	Shigetoshi Hasegawa	45
5.	Hiroki Kuroda	41

STRIKEOUTS

RK	PITCHER	K
1.	Hideo Nomo	1,918
2.	Tomo Ohka	590
3.	Daisuke Matsuzaka	568
4.	Hiroki Kuroda	523
T-5.	Shigetoshi Hasegawa	447
T-5.	Masato Yoshii	447

GAMES STARTED

RK	PITCHER	GS
1.	Hideo Nomo	318
2.	Tomo Ohka	178
3.	Masato Yoshii	118
4.	Hiroki Kuroda	114
5.	Daisuke Matsuzaka	105

INNINGS PITCHED

RK	PITCHER	IP
1.	Hideo Nomo	1,976.1
2.	Tomo Ohka	1,070.0
3.	Masato Yoshii	757.1
4.	Shigetoshi Hasegawa	720.1
5.	Hiroki Kuroda	699.0
6.	Daisuke Matsuzaka	622.2

- Starts on 4/18 and 4/23 marked the 2nd and 3rd time in his career he has held an opponent to 1 hit over 7.0 or more innings (also 5/22/10 at PHI, 1 hit in 8.0 IP)...It is tied for the most such tilts by any pitcher since the start of 2010.
- 15.0-inning scoreless streak over his 2 starts on 4/18 and 4/23 marked 2nd-longest stretch of his career behind a 24.1-inning run from 7/2-22/08...Retired a career-high 19 consecutive batters beginning in the 2nd inning on 4/18 through the 1st on 4/23.
- Left his start on 4/29 after 4.0 innings (plus 1 batter in the 5th) of 3-run (1 ER) ball due to right elbow tightness...Did not factor in the Sox 5-4 loss.
- Made his 1st career relief appearance in the 13th inning on 5/4 vs. LAA...Took the loss after allowing 2 runs to score on a bases-loaded single by Bobby Abreu.
- Placed on the 15-day disabled list on 5/18 (retro to 5/17) and transferred to the 60-day DL on 6/3...Underwent successful surgery on 6/10 to reconstruct a torn ulnar collateral ligament in his right arm...The surgery was performed by Dr. Lewis Yocum in Los Angeles, CA.

2010: Despite 2 trips to the disabled list, finished among club leaders in strikeouts (3rd, 133), innings (4th, 153.2) and wins (4th, 9).

- Held opponents to a .240 AVG (137-for-571), 3rd among Sox starters, and held right-handed hitters to a .211 clip (55-for-261), 2nd among qualifying AL hurlers after Oakland's Trevor Cahill (.198).
- Finished tied for 9th in the AL with 74 walks.
- Limited to 25 starts due to 2 DL stints...Missed the 1st 23 games of the season from 4/4-4/30 with a neck strain and also on the DL from 6/12 (retro 6/8)-6/23 with a right forearm strain...Missed a scheduled start on 8/27 with a sore back.
- Reached 500 career strikeouts with 8 K's in his 91st career ML outing on 8/15 at TEX, becoming the 2nd-fastest Red Sox ever to reach 500 K's, trailing only Roger Clemens (79th game, 5/27/87).
- Won his 46th career ML game with his final victory of the season on 9/2 at BAL, passing Shigetoshi Hasegawa (45) for 3rd among Japanese-born hurlers...Eclipsed Hasegawa and Masato Yoshii (both 447) to move into 3rd on the Japanese ML strikeout list on 6/24 at COL.
- Gave up at least 5 runs in 3 of his 1st 4 starts of the season but went 5-2 with a 2.76 ERA (19 ER/62.0 IP) and 50 strikeouts over his next 10 outings from 5/22-7/25, the 7th-best ERA in the AL in that time...Allowed 4 or more runs in 9 of his last 11 starts the rest of the way, going 2-3 with a 5.40 ERA (42 ER/70.0 IP).
- Collected a career-high 10 no-decisions, the most by any Sox hurler since 2008 (Jon Lester, 11)...Boston won 6 of those 10 tilts, including 5 of his last 6, and took 15 of his 25 starts overall.
- Fired 7.2 hitless innings before allowing a bloop single to Juan Castro with 2 outs in the 8th in a win at PHI on 5/22...Faced 3 batters over the minimum and allowed just the 1 hit in 8.0 shutout frames overall...Was his deepest into a game without allowing a hit.
- Had 8.0 scoreless IP at CLE on 6/7 for 150th career win, including 108 in Japan's Nippon Professional Baseball.
- Recorded his 1st career regular-season RBI with a single in the 4th on 6/24 at COL...Hit safely in both of his starts at an NL ballpark in 2010, also on 5/22 at PHI, becoming the 1st Sox hurler to hit safely in consecutive games since Josh Beckett on 6/19/07 and 6/24/07.
- Tallied season-long 13.2-inning scoreless streak 6/2-7, his longest since a career-high 24.1-inning run from 7/2-22/08.
- Was unbeaten in 7 straight starts from 7/5-8/10 (3-0, 3.53 ERA), tied for the 3rd-longest such stretch of his career and longest since a 10-start undefeated run from 8/3-9/21/08.

2009: Limited to 12 starts and 59.1 innings by a pair of DL stints.

- Fanned 8.19 batters per 9.0 innings (54 K's/59.1 IP), 10th among AL starters with at least 50.0 IP.
- Held opponents hitless in 7 at-bats with the bases loaded in 2009 and had gone 23 consecutive bases-loaded at-bats without surrendering a hit since allowing a grand slam to Baltimore's Scott Moore on 9/8/07 (stretch was snapped at 24 bases-loaded AB's on 5/17/08 at NYY).
- Tied for 8th in the AL with a career-high 8 wild pitches...Had 4 wild pitches on 5/27 at MIN, tying the Red Sox single-game record set by Milt Gaston on 9/13/1929...Sox hurlers combined for 6 wild pitches in that game, tying the modern, single-game Major League record (since 1900), accomplished just 5 other times, also in 2009 by the Angels vs. COL on 6/22/09.
- Landed on the DL from 4/15-5/22 with a mild right shoulder strain and again with the same injury from 6/21 (retro to 6/20)-9/15...Was transferred to the 60-day DL on 7/31.
- Went 2-6 with an 8.23 ERA (32 ER/35.0 IP) over his 1st 8 starts before being shut down for the 2nd time on 6/20...Finished strong upon return from DL, going 2-1 with a 2.22 ERA (6 ER/24.1 IP) in 4 starts beginning 9/15...Marked the 8th-best ERA in the AL over that span.
- Named the MVP of the 2009 World Baseball Classic after going 3-0 with a 2.45 ERA (4 ER/14.2 IP) in 3 starts for champion Japan...Was also named to the All-Tournament team.

POSTSEASON: On the Red Sox ALDS roster but did not appear as the Sox were swept by the Angels.

2008: Set a career high with 18 wins despite throwing just 167.2 innings...Led the Majors in opponent batting AVG (.211) and placed among AL leaders in wins (T-4th), ERA (3rd, 2.90), strikeouts per 9.0 innings (5th, 8.27) and walks (1st, 94).

Established a single-season, Major League record by a native of Japan in wins...Won 9 straight decisions from 9/28/07-5/27/08, the longest winning streak ever by a Japanese-born pitcher in the Majors (matched by Hideki Okajima, 7/7/08-4/4/10).

Tied Carl Mays (1916) and Babe Ruth (1915) for 6th-highest win total ever by a Red Sox pitcher in his 2nd ML season...Dave Ferriss was the last Sox hurler with more victories in a sophomore campaign with 25 in 1946.

Finished 2nd in the AL with an .857 winning percentage, behind only Cleveland's Cliff Lee (.880, 22-3)...Tied Roger Clemens' 1986 mark (.857, 24-4) as 4th-highest in a single season in Red Sox history...Only Bob Stanley (.882, 15-2 in 1978), Joe Wood (.872, 34-5 in 1912) and Roger Moret (.867, 13-2 in 1973) posted higher marks.

In addition to leading the Majors, his .211 opponent AVG marked 11th best in Red Sox history...Was the 1st Red Sox pitcher to lead the Majors in that category since Pedro Martinez in 2002 (.198)...Kept right-handers to a .195 clip compared to a .225 mark against lefties...Held foes to a .164 clip with RISP, tops in the Majors and the club's best mark since Roger Clemens in 1994 (.157).

Held opponents hitless in 14 bases-loaded at-bats, tied with Texas' Frank Francisco for the most in the Majors...The last Sox hurler to blank foes in at least 14 such at-bats over a full season was Derek Lowe (0-for-14) in 2001.

Overall 2.90 ERA marked the lowest mark by a Sox pitcher since Pedro Martinez's 2.22 in 2003...Allowed 2 earned runs or less in 20 of 29 starts, tied with Toronto's Roy Halladay for 4th in the AL behind Cleveland's Cliff Lee (22), Chicago's John Danks (21) and New York's Mike Mussina (21).

Led the AL with 92 walks, the 1st Red Sox pitcher to do so since Hideo Nomo (96) in 2001...Walked 5 or more batters in 8 starts with wins in 6 of those contests, the most in the Majors since Texas' Bobby Witt had 8 such victories in 1987...His 6 wins in games with at least 5 walks were the most by a Sox hurler since Mickey McDermott (8) in 1953 (Elias Sports Bureau)...Walked a career-high 8 batters (matched on 5/27/10 vs. KC) in a 6-3 win at DET on 5/5, the 1st Sox pitcher to issue at least 8 free passes in a victory since Oil Can Boyd walked 8 in a 9-2 win vs. DET on 6/24/85.

Tossed 167.2 innings on the season, the 2nd fewest ever by a Major League pitcher with at least 18 wins...Roy Face is 1st on that list with 18 wins in 93.1 frames for Pittsburgh in 1959...Went 5.0 innings in 5 of his victories.

Surrendered 12 homers, less than half of total from 2007 (25)...Tied with Cleveland's Cliff Lee and New York's (NL) Mike Pelfrey for 5th-lowest total of any Major League pitcher with at least 150.0 innings...Oakland's Dana Eveland led that category with just 10 roundtrippers...Had the AL's 4th-lowest rate of HR allowed per 9.0 IP at 0.64.

Posted a 2.37 ERA (20 ER/76.0 IP) while going 9-0 in 13 road starts, ranking 2nd in the Majors among pitchers with at least 70.0 innings away from home, trailing only San Francisco's Tim Lincecum (2.22)...9 road wins without a loss were the most by a Red Sox pitcher in a season since 1946...Tied Larry Jansen (9-0, 1947 with NYG), Eddie Yuhas (9-0, 1952 with STL) and Jorge Sosa (9-0 in 2005 with ATL) for the 3rd most by any Major League hurler in that span...Only Greg Maddux (13-0 in 1995 with ATL) and Jimmy Key (10-0 in 1994 with NYY) posted more road wins in a season without a loss in that time.

Won 9 consecutive road decisions from 4/1-9/21, 1 of 11 Red Sox road winning streaks of at least 9 games since 1920, the 1st for a Sox starter since Pedro Martinez's 13-gamer from 8/8/99-8/2/00.

Won each of his 1st 8 decisions over an 11-start span from 3/25-5/27, logging a 2.53 ERA (18 ER/64.0 IP)...Was the 11th time in club history a pitcher won at least his 1st 8 decisions in a season, the 1st since Josh Beckett's 9 straight from 4/4/07-6/8/07...Was the 2nd-longest win streak in the AL in 2008 to an 11-gamer by Cliff Lee from 7/11-9/12.

Did not figure in Boston's 4-3 loss at SEA on 5/27, the club's 1st defeat in 1 of his starts since 9/14/07 vs. the Yankees...The Sox went 12-0 in his games during that span, the longest team-winning streak by a Sox starter since the club won 12 straight David Cone starts, 6/3/01-8/4/01.

Started Opening Day against Oakland at the Tokyo Dome in Japan...Became 1 of 6 foreign-born players in Major League history to pitch on Opening Day in his native country, including Hideki Okajima who got the win in relief...Was just the 2nd hurler to start, joining Ryan Dempster (Gibsons, BC), who took the hill for Florida at MON on 4/2/02...Did not figure in the Sox 10-inning, 6-5 win...Allowed 2 runs over 5.0 innings but left trailing 0-2.

Landed on the 15-day disabled list on 5/30 (retro to 5/28) with a mild right rotator cuff strain...Sustained the injury in Boston's 4-3 loss at SEA on 5/27...Returned from the DL with a start vs. STL on 6/21, allowing 6 runs over a career-low 1.0 inning, the shortest start by a Sox pitcher since Derek Lowe (1.0) on 9/18/04 at NYY.

Held opponents scoreless over a career-high span of 24.1 innings from 7/2-22, the AL's 4th-longest streak of the year behind Oakland's Brad Ziegler (39.0), Cleveland's Cliff Lee (27.0) and Toronto's Scott Downs (26.0).

POSTSEASON: Took the hill 3 times during the playoffs, going 1-0 with a 4.50 ERA (8 ER/16.0 IP)...Outdueled James Shields for a 2-0 win in Game 1 of the ALCS at TB, giving up just 4 hits and 4 walks while fanning a playoff career-high 9 over 7.0 scoreless innings...Escaped a bases-loaded jam in the 1st and did not allow a hit until a lead-off single by Carl Crawford in the 7th...Since Don Larsen's perfect game in Game 5 of the 1956 World Series, was the 5th time a pitcher took a no-hitter into the 7th inning of a postseason game...Did not figure in Boston's 8-7 comeback win (trailed 0-7) in ALCS Game 5 at Fenway Park, allowing 5 runs, all on 3 homers, over 4.0 frames.

2007: In 1st Major League season, led the Red Sox with 32 starts, 204.2 innings and 201 strikeouts while finishing 3rd with 15 wins.

Placed 4th in BBWAA American League Rookie of the Year voting with 12 points.

Was the 8th rookie since 1900 with 30 starts, 15 wins, 200.0 innings and 200 strikeouts in a season...Became ML's 1st rookie to reach 200-inning/200-K plateau since Mark Langston (SEA) and Dwight Gooden (NYM) in 1984.

Ranked among AL leaders in strikeouts (6th), K's per 9.0 innings (6th, 8.84), opponent AVG (8th, .246), opponent AVG with RISP (8th, .229) and fewest hits per 9.0 innings (9th, 8.40)...Led the Majors with 126 strikeouts on the road, most by a Red Sox since Pedro Martinez (150) in 2000.

Topped the Majors with an average of 108.8 pitches per start with 130 pitches on 6/5 at OAK matching the most by a Major League pitcher in 2007...Also placed among the AL leaders in hit by pitches (4th, 13), walks (6th, 80), most earned runs (T-6th, 100) and most home runs allowed (T-9th, 25).

Led all Major League rookies in wins, innings and strikeouts...Was the 11th Red Sox rookie pitcher to record as many as 15 wins in a season, the 1st since Don Swallow in 1961 (15)...Were the most wins ever in a season by a Japanese-born rookie pitcher, 1 more than Kazuhisa Ishii's total in 2002 with the Dodgers...Was the 1st Red Sox rookie ever to win 10 games before the All-Star break (10-6, 3.84).

Was the 2nd Boston rookie to make at least 32 starts in a season, joining Buck O'Brien (34) in 1912...Also the 14th rookie in club history to throw 200.0-plus innings in a season, 1st since Frank Sullivan (206.1 IP) in 1954.

201 K's set a club rookie record, passing Ken Brett's mark of 155 in 1970...Was the 14th-highest total for a rookie since 1900, 5th most in the AL and the tops in the Majors since Kerry Wood's (233) in 1998...Was the 1st Sox pitcher with 200 or more strikeouts overall since Pedro Martinez (227) and Curt Schilling (203) in 2004.

Fanned 10 batters in winning his Major League debut on 4/5 at KC, marking the most strikeouts for a Sox pitcher in his 1st game since Don Aase set the club record with 11 strikeouts in his debut on 7/26/77 against MIL...Sox won 4-1 as he allowed 6 hits and 1 run (6th-inning homer to David DeJesus) over 7.0 innings, walking 1...Was the 1st Red Sox pitcher to start and win his Major League debut since Juan Pena beat the Angels on 5/8/99...Was the 12th native of Japan to ever start a Major League game, the 3rd for the Red Sox, joining Hideo Nomo (33 in 2001) and Tomo Ohka (25 from 1999-01)...Was the 7th native of Japan to debut in a starting role and the 4th to record a win.

Also recorded 10 K's in 3rd start on 4/17 at TOR to become 1st pitcher with 10+ strikeouts twice in his 1st 3 Major League starts since the Dodgers Fernando Valenzuela in 1981...Had his 3rd 10-strikeout game on 8/4 at SEA, tying club rookie mark for double-digit strikeout tilts (Dave Morehead, 1963; Roger Clemens, 1984; Aaron Sele, 1993).

Lone complete game was a 6-hit, 7-1 victory on 5/14 vs. DET, the 1st complete-game win by a Sox rookie in a regulation game since Tim Van Emdom on 7/29/94 vs. MIL...Named the AL Player of the Week for 5/14-20, going 2-0 with a 2.12 ERA (4 ER/17.0 IP) over 2 starts in that time.

Earned Red Sox Player of the Month honors for June after going 2-2 with a 1.59 ERA (6 ER/34.0 IP) and 42 K's in 5 starts...Ranked among AL leaders for the month in K's (T-1st), ERA (2nd) and opponent AVG (2nd, .179).

POSTSEASON: Was 2-1 with a 5.03 ERA (11 ER/19.2 IP) in 4 playoff starts...Combined to go 0-1 with a 6.75 ERA (7 ER/9.1 IP) in ALDS Game 2 vs. LAA and ALCS Game 3 at CLÉ...Surrendered 4 runs over next 10.1 frames, winning last 2 postseason outings...Beat the Indians, 11-2, in deciding Game 7 of the ALCS and won, 10-5, in Game 3 of the World Series...Was the 1st native of Japan to ever win a postseason game and 1st Japanese native to ever start a World Series game...Recorded a 2-run single in the 3rd inning of World Series Game 3, the 1st World Series hit by a Sox hurler since Bill Lee in Game 7 of the 1975 Fall Classic...Also the 1st World Series RBI by a Sox pitcher since Jose Santiago homered in Game 1 of the 1967 Series.

2006: Spent final season with Seibu and led all NPB teams with 13 complete games, and ranked 2nd in the Pacific League with 17 wins, a 2.13 ERA and 200 strikeouts...Placed 3rd in the PL with 186.1 innings and tied for 5th with 2 shutouts.

Was instrumental in Japan's victory in the inaugural World Baseball Classic in March...Selected as the WBC's Most Valuable Player, winning all 3 of his starts with a 1.38 ERA (13.0 IP, 8 H, 2 R/ER)...Was the only pitcher in the tournament to record 3 wins and pitched the 4th-most innings...Earned wins against Chinese Taipei in Round 1 on 3/4 at Tokyo (4 IP, 3 H, 1 R-ER); Mexico in Round 2 on 3/14 at ANA (5 IP, 1 H, 0 R); and Cuba in the Championship Game on 3/20 at SD (4 IP, 4 H, 1 R-ER).

Finished 3rd in the Pacific League's MVP voting...Was 2nd to Fukuoka's Kazumi Saitoh in all 3 triple crown pitching categories (wins, ERA, strikeouts).

Homered on 6/9 off former Major Leaguer Darwin Cubillan of Hanshin.

Defeated Fukuoka, 1-0, in the opening game of Pacific League playoffs on 10/7, with a 6-hit, 14-strikeout, complete-game performance in final game with the Lions...Seibu dropped next 2 games of the best of 3 series.

RED SOX SINGLE-SEASON ROOKIE LEADERS

STRIKEOUTS

1.	Daisuke Matsuzaka, 2007	201
2.	Ken Brett, 1970	155
T-3.	Dutch Leonard, 1913	144
T-3.	Dick Radatz, 1962	144

STARTS

1.	Buck O'Brien, 1912	34
2.	Daisuke Matsuzaka, 2007	32
T-3.	Boo Ferriss, 1945	31
T-3.	Jim Lonborg, 1965	31

On 11/2, the Seibu Lions officially granted permission to participate in the "posting" process as outlined in the agreement between Major League Baseball and Nippon Professional Baseball...On 11/14, Seibu informed MLB that they accepted the highest bid, submitted by the Red Sox, for the negotiating rights...The signing was completed and announced on 12/14.

2005: Topped the Pacific League with 15 complete games and 226 strikeouts, both career highs, and 215.0 innings.

Tied for league lead in shutouts (3), had the 3rd-lowest ERA (2.30) and tied for 5th in wins (14)...15 complete games were 2 less than combined total for PL's 2nd-and 3rd-place finishers.

Won 6th Gold Glove for defensive excellence with no errors in 33 total chances.

Recorded 1,000th career strikeout in May.

2004: Was the Pacific League's ERA champion at 2.90.

Of 10 victories, 5 were complete-game shutouts.

Went 1-1 in 2 starts in the Japan Series against Chunichi...Lost Game 2 but issued just 6 hits and 2 runs in 8.0 innings to defeat the Dragons, 4-2, in Game 6 as Seibu went on to win its 1st championship in 14 years.

Pitched for Japan's national team for the Summer Olympic Games in Athens...Was 1-1 with a 1.69 ERA in 2 starts, defeating Cuba, 6-3, in pool play (2 ER/8.1 IP) and losing to Australia, 1-0, in the semifinals (1 ER/7.2 IP)...Became the 1st Japanese pitcher to be clocked at 100 miles per hour on radar gun during the Games.

Was a member of the NPB All-Star team that faced the Major League Baseball All-Star squad in its Japan tour...Pitched a 5-hit, complete game to defeat the MLB club, 5-1, on 11/11 at the Sapporo Dome...Did not allow a walk and fanned 6 in 9.0 innings with MLB's lone extra-base hit being a double by Jack Wilson.

2003: Returned from injury to lead Pacific League with 215 strikeouts.

Tied Fukuoka's Kazumi Saitoh for the ERA crown at 2.83, the 1st such tie in NPB history...Ranked 2nd in the league in wins.

2002: Limited to just 14 games and 73.1 innings due to a right elbow injury.

Marked only pro season where failed to finish 1st in the PL in at least 1 major pitching category.

2001: Finished as Pacific League leader in wins (15), losses (15), complete games (12), shutouts (2), innings (career-high 240.1), walks (117), strikeouts (214) and homers allowed (27).

Won the Sawamura Award as the top pitcher in Japan...Selected to the Best Nine at season's end for 3rd consecutive year.

2000: Ranked 1st in the Pacific League with 14 wins, 144 K's and 2 shutouts.

Started Opening Day at the age of 19 years, 11 months, the NPB's 1st teenage Opening Day starter in 15 years.

Was 0-1 with a 2.33 ERA in 3 starts at the Olympic Games at Sydney...Had no-decisions in pool play versus the United States (2 ER/10 IP) and Korea (5 ER/9 IP), and lost to Korea, 3-1, in the Bronze Medal Game (3 ER/8 IP CG)...Pitched in 3 games in the 2000 Regional Olympic Qualifying tournament, going 1-1.

1999: Was the 1st player selected in the 1998 NPB draft...Went on to be named as the Pacific League's Rookie of the Year.

Became 1st rookie to come directly from high school and be selected to Best Nine...Topped the PL with 16 wins and placed 3rd with a 2.60 ERA.

Pitched 5.0 perfect innings in regular-season debut for Seibu on 4/7 and became 1st rookie a year out of high school to pitch a shutout in April in 44 years...In 1st matchup vs. Ichiro Suzuki, fanned the Orix outfielder in 3 straight at-bats.

Tied NPB rookie record with 15 strikeouts in a game...Received the most all-star votes of any pitcher, the 1st time for a rookie since 1970, and had a rookie-record 5 strikeouts in the All-Star Game.

PERSONAL

Married to Tomoyo, a former network television broadcaster in Japan...The couple has 2 daughters and a son.

Graduated in 1998 from Yokohama High School, where he had an outstanding career...Finished 1998 unbeaten with a then-Japan high school record 208 strikeouts...Led Yokohama to the championship of the 1998 Koshien National High School Tournament with a legendary performance...Defeated traditional powerhouse P.L. Gakuen in the quarterfinals with a 17-inning, 250-pitch complete-game effort...The following day in the semifinals played the outfield but came on in relief to record a save as Yokohama rallied from a 6-run deficit to win...Completed the tournament with a no-hitter in the final vs. Kyoto Seisho High School, the 2nd no-hitter ever pitched in the Koshien championship game...Established a Koshien single-game record with 14 K's.

Led Japan to the world amateur championship title in the summer of 1998, earning MVP honors for the tournament.

Born on 9/13/80, individuals born in Japan's 1980 fiscal year (April 2, 1980-April 1, 1981) are often referred to as being from the "Matsuzaka generation."

IN THE COMMUNITY

With his wife, Tomoyo, Daisuke launched major charitable initiatives in 2010 that benefit the Red Sox Foundation, including "Dice-K's Strikeouts for Kids," through which he donates \$500 to the Foundation for every K he records during the regular season...A portion of that donation in 2011 benefitted relief efforts in his home country to help the victims of the earthquake and subsequent tsunami that struck Japan on 3/11/11...Made a separate \$1 million personal donation to the Red Cross Society of Japan through the Red Sox Foundation for relief efforts and, along with his wife and a group of teammates, helped to collect fan donations at the gates during 2 Spring Training games in Fort Myers last year...During this past offseason, held a baseball clinic with another NPB player in Iwate Prefecture, Japan for over 250 children who were affected by the tragic natural disasters...Donated 50 air purification devices for temporary day care centers for children, and visited kids at a day care center in Miyagi...This past December, he and Tomoyo delivered holiday gifts to children at The Webster House in New Hampshire...Has attended events that benefit the Red Sox Foundation during his time in Boston, including the Welcome Home Party...Participated in the Children's Hospital of Southwest Florida Celebrity Golf Classic in Fort Myers in 2010...Since 2008, has been running a charity baseball game in Japan with a well-known Japanese comedian...The game is between 2 amateur teams, SAMURAI, led by Matsuzaka, and the Ibaragi Golden Golds, led by the comedian...The proceeds from the game are used for increasing the number of AED (automated external defibrillator) machines at youth baseball fields.

DAISUKE MATSUZAKA'S CAREER RECORD

YEAR	CLUB	W-L	ERA	G	GS	CG	SHO	SV	IP	H	R	ER	HR	HB	BB	SO	WP	BK
1999	Seibu	16-5	2.60	25	24	6	2	0	180.0	124	55	52	14	8	87	151	5	2
2000	Seibu	14-7	3.97	27	24	6	2	1	167.2	132	85	74	12	4	95	144	2	0
2001	Seibu	15-15	3.60	33	32	12	2	0	240.1	184	104	96	27	8	117	214	9	1
2002	Seibu	6-2	3.68	14	11	2	0	0	73.1	60	30	30	13	7	15	78	2	1
2003	Seibu	16-7	2.83	29	27	8	2	0	194.0	165	71	61	13	9	63	215	4	0
2004	Seibu	10-6	2.90	23	19	10	5	0	146.0	127	50	47	7	6	42	127	5	0
2005	Seibu	14-13	2.30	28	28	15	3	0	215.0	172	63	55	13	10	49	226	9	0
2006	Seibu	17-5	2.13	25	25	13	2	0	186.1	138	50	44	13	3	34	200	5	0
2007	BOSTON	15-12	4.40	32	32	1	0	0	204.2	191	100	100	25	13	80	201	5	0
2008	Pawtucket	1-0	3.60	1	1	0	0	0	5.0	4	2	2	0	0	1	5	1	0
	BOSTON	18-3	2.90	29	29	0	0	0	167.2	128	58	54	12	7	94	154	5	0
2009	Pawtucket	0-1	2.25	4	4	0	0	0	16.0	13	4	4	2	1	6	17	0	0
	Portland	0-1	22.50	1	1	0	0	0	2.0	4	5	5	1	0	3	2	0	0
	Gulf Coast	0-0	0.00	1	1	0	0	0	3.0	1	0	0	0	1	0	4	1	0
	BOSTON	4-6	5.76	12	12	0	0	0	59.1	81	38	38	10	2	30	54	8	0
2010	Pawtucket	2-0	1.62	3	3	0	0	0	16.2	11	4	3	1	3	1	13	1	0
	BOSTON	9-6	4.69	25	25	0	0	0	153.2	137	84	80	13	8	74	133	4	0
2011	BOSTON	3-3	5.30	8	7	0	0	0	37.1	32	24	22	4	1	23	26	0	0
Japan Totals		108-60	2.95	204	190	72	18	1	1402.2	1102	508	459	112	55	502	1355	41	4
Major League Totals		49-30	4.25	106	105	1	0	0	622.2	569	304	294	64	31	301	568	22	0
Minor League Totals		3-2	2.95	10	10	0	0	0	42.2	33	15	14	4	5	11	41	3	0
Red Sox Totals		49-30	4.25	106	105	1	0	0	622.2	569	304	294	64	31	301	568	22	0

2006 Signed by the Boston Red Sox as a free agent on December 14

DIVISION SERIES RECORD

YEAR	CLUB	W-L	ERA	G	GS	CG	SHO	SV	IP	H	R	ER	HR	HB	BB	SO	WP	BK
2007	BOS vs. LAA	0-0	5.79	1	1	0	0	0	4.2	7	3	3	0	0	3	3	1	0
2008	BOS vs. LAA	0-0	5.40	1	1	0	0	0	5.0	8	3	3	0	0	3	5	0	0
Division Series Totals		0-0	5.59	2	2	0	0	0	9.2	15	6	6	0	0	6	8	1	0

LEAGUE CHAMPIONSHIP SERIES RECORD

YEAR	CLUB	W-L	ERA	G	GS	CG	SHO	SV	IP	H	R	ER	HR	HB	BB	SO	WP	BK
2007	BOS vs. CLE	1-1	5.59	2	2	0	0	0	9.2	12	6	6	1	0	2	9	2	0
2008	BOS vs. TB	1-0	4.09	2	2	0	0	0	11.0	9	5	5	3	0	6	11	1	0
LCS Totals		2-1	4.79	4	4	0	0	0	20.2	21	11	11	4	0	8	20	3	0

WORLD SERIES RECORD

YEAR	CLUB	W-L	ERA	G	GS	CG	SHO	SV	IP	H	R	ER	HR	HB	BB	SO	WP	BK
2007	BOS vs. COL	1-0	3.38	1	1	0	0	0	5.1	3	2	2	0	1	3	5	0	0

DAISUKE MATSUZAKA, CONTINUED

WORLD BASEBALL CLASSIC RECORD

YEAR	CLUB	W-L	ERA	G	GS	CG	SHO	SV	IP	H	R	ER	HR	HB	BB	SO
2006	Japan	3-0	1.38	3	3	0	0	0	13.0	8	2	2	1	2	3	10
2009	Japan	3-0	2.45	3	3	0	0	0	14.2	14	4	4	2	0	5	13
WBC Totals		6-0	1.95	6	6	0	0	0	27.2	22	6	6	3	2	8	23

CAREER FIELDING RECORD

YEAR	CLUB	POS	PCT.	G	GS	PO	A	E	TC	DP
2007	BOSTON	P	1.000	32	32	11	23	0	34	3
2008	BOSTON	P	.972	29	29	16	19	1	36	2
2009	BOSTON	P	1.000	12	12	2	5	0	7	2
2010	BOSTON	P	.909	25	25	8	12	2	22	2
2011	BOSTON	P	1.000	8	7	0	2	0	2	0
Career Totals			P .970	106	105	37	61	3	101	9

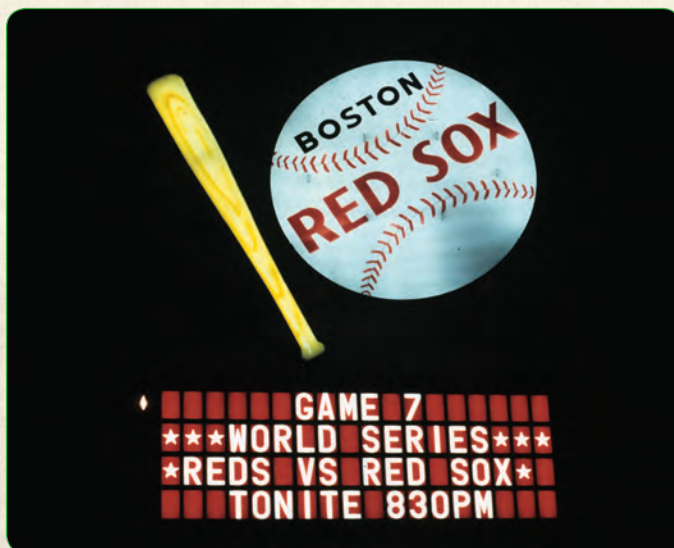
CAREER BATTING TOTALS

AVG.	G	AB	R	H	2B	3B	HR	RBI	SH	SF	HB	BB	SO	SB	CS	E
Major League Totals	.167	106	12	0	2	0	0	1	1	0	0	0	4	0	0	3

CAREER SINGLE-GAME HIGHS

INNINGS PITCHED	9.0, 5/14/07 vs. DET
LOW-HIT COMPLETE GAME	6, 5/14/07 vs. DET
STRIKEOUTS	10, 3 times, last 8/4/07 at SEA
HITS ALLOWED	12, 5/30/07 vs. CLE
RUNS ALLOWED	8, 2 times, last 9/7/10 vs. TB
WALKS ALLOWED	8, 2 times, last 5/27/10 vs. KC
HOME RUNS ALLOWED	3, 2 times, last 4/9/09 vs. TB
WINNING STREAK	9, 9/28/07-5/22/08
EJECTIONS	None

MATSUZAKA





FULL NAME: Darnell Tyrone McDonald
BATS: Right **THROWS:** Right **HEIGHT:** 5-11 **WEIGHT:** 205
OPENING DAY AGE: 33
BORN: November 17, 1978 in Fort Collins, CO
RESIDES: Phoenix, AZ
MAJOR LEAGUE SERVICE: 2 years, 143 days
ACQUIRED: Signed as a minor league free agent on Nov. 24, 2009
SIGNED BY: John Green and Logan White (Orioles)
CONTRACT STATUS: Signed through 2012

CAREER HIGHLIGHTS

⚾ Spent 1st full year on a Major League roster with the Red Sox in 2011, his 14th professional season...Played in a career-high 117 Big League games with Boston in 2010 after signing as a minor league free agent.

⚾ Received the 2010 Jackie Jensen Award for Spirit and Determination from the Boston Chapter of the Baseball Writers Association of America.

⚾ Selected to play in 2006 and 2008 Triple-A All-Star Games...In 2006 earned International League All-Star honors and was the Orioles Minor League Player of the Year in 2002.

2011: Appeared in 79 games overall with the Red Sox, including 40 starts...Played all 3 outfield positions, including 37 games in right (21 starts), 23 in left (13 GS) and 13 in center field (6 GS).

⚾ Pinch-ran 13 times, 5th-most in the AL...Scored 3 times as a pinch-runner.

⚾ 5 of 6 homers were off left-handed pitchers, with only roundtripper off a right-hander coming off Jeremy Guthrie in Game 1 of a doubleheader on 9/19, his 1st homer off a righty since 9/7/10 vs. TB (Jeremy Hellickson)...Hit 2 homers off Rays lefty David Price (4/12 and 7/15).

⚾ Tallied a .260 AVG (27-for-104) vs. LHP compared to .189 (10-for-53) vs. RHP.

⚾ Hit for a .346 clip (9-for-26) in 16 games against AL Central opponents and .318 (21-for-66) with 3 of his 6 homers and 14 of his 24 RBI against AL East rivals.

⚾ Batted at a .382 clip (13-for-34) in 18 games in September after combining to hit .195 (24-for-123) in 61 tilts over the 1st 5 months of the season.

⚾ Placed on the 15-day disabled list on 5/26 with a left quadriceps strain...Appeared in 9 rehab games with Triple-A Pawtucket, hitting .345 (10-for-29) with 2 homers and 11 RBI, before being activated from the DL on 6/14.

⚾ Reached in a career-high 9 straight games with a plate appearance from 7/5-31, batting .318 (7-for-22) with 3 doubles, a homer, 7 RBI, 8 runs and 6 walks in that span...Hit at a .309 clip (30-for-97) in 45 games from the beginning of that stretch through the end of the season.

⚾ Threw out Toronto's Edwin Encarnacion at home from left field in the bottom of the 9th to end the game on 7/5, preserving a 3-2 win...Was his 1st OF assist of 2011 and only time getting a runner at the plate.

⚾ Scored the game-winning run in consecutive contests after entering as a pinch-runner...Ran for David Ortiz and plated the winning run on Josh Reddick's single in the bottom of the 10th inning on 8/7 vs. NYY, as the Red Sox walked off with a 3-2 victory...Scored the go-ahead run on an Ortiz single in the top of the 9th inning of an 8-6 win at MIN on 8/8 while pinch-running for Adrian Gonzalez.

⚾ Tied a career high with 3 hits on 8/21 at KC, his 4th 3-hit game and 1st since 9/5/10 vs. CWS...Hit a solo homer and 2 singles, and scored twice in the Sox 6-1 victory.

⚾ Made 1st career pitching appearance on 8/26 vs. OAK (1.0 IP, 2 R, 1 H, 2 BB)...Was 1st Red Sox position player to pitch since Bill Hall on 5/28/10 vs. KC.

⚾ Finished the season with a 7-game hit streak from 9/14-27, tying a career-long stretch (also 9/12-27/09)...Went 9-for-19 (.474) with 2 doubles, a homer, 4 RBI and 3 runs scored in that time.

2010: Played a career-high 117 games for the Red Sox, finishing 2nd on the team with 114 games and 80 starts in the outfield.

⚾ Selected from Triple-A Pawtucket on 4/20 and remained with Boston for the remainder of the season, playing in 117 of the club's 149 games in that time.

⚾ Appeared in 69 games in center field (50 starts), 34 in right (20 GS) and 30 in left (10 GS), and combined for a .990 fielding percentage (2 errors/198 total chances)...Since 2000, the only other qualifying Red Sox to appear in at least 1 game at each outfield position and post a better fielding mark was Jacoby Ellsbury in 2008 (1.000).



🔴 Was the only AL player to appear in at least 30 games and start at least 10 games at all 3 outfield positions...The only other Major Leaguers to accomplish the feat were San Francisco's Andres Torres and Colorado's Carlos Gonzalez.

🔴 Led the team with 9 outfield assists, tied for 8th most in the AL.

🔴 Started for Boston in 52 of the club's 54 games against left-handed starters after his 4/20 selection, including Boston's 1st 30 such tilts from 4/20-7/22...Hit .294 (45-for-153) with 4 homers against left-handers compared to .247 (41-for-166) with 5 long balls vs. right-handed pitching.

🔴 On 4/20 vs. TEX, homered in his 1st Red Sox plate appearance, a game-tying, pinch-hit shot in the 8th inning off Darren Oliver...Also connected for a 2-out, walk-off single in the 9th, his 1st career walk-off hit...Became the 1st player to homer in his 1st plate appearance with the Red Sox since Orlando Cabrera on 8/1/04 at MIN (also accomplished by Daniel Nava in 2010 on 6/12 vs. PHI) and the 1st to do it as a pinch-hitter since Curtis Pride on 9/19/97 vs. CWS...Is the only player with a walk-off RBI in his Sox debut since the RBI became an official statistic in 1920 (Elias).

🔴 Also homered in his 2nd game with the Sox, 4/21 vs. TEX, becoming just the 4th Red Sox player since 1920 to go deep in each of his 1st 2 games with Boston, the 1st since Sam Horn, 7/25-26/87.

🔴 Led the AL with a .429 clip (6-for-14) in the pinch (min. 12 AB)...His 6 pinch-hits tied for 4th in the AL and were the most by a Red Sox since Dave McCarty in 2004 (7).

🔴 Tied for 4th in the AL with 12 sacrifice hits, the most by a Red Sox since Darren Lewis in 1999 (14).

🔴 Laid down multiple sac hits on 3 occasions (2 each on 6/6 at BAL, 7/17 vs. TEX and 9/27 at CWS), the most in any season by a ML position player since Colorado's Cory Sullivan in 2006 (3) and the most by an AL position player since New York's Alvaro Espinosa and Cleveland's Felix Fermin in 1989 (both 3)...He became the 1st Red Sox position player to do it since Bill Regan in 1928 (3).

🔴 Collected 9 homers and 9 stolen bases (10 attempts), 1 of 22 AL players to reach those totals in 2010...Became the 1st Red Sox player with at least 9 homers and 9 sac hits in a season since John Valentin in 1993 (11 HR, 16 SH)...Was the only Major Leaguer with at least 9 homers and 9 stolen bases and more than 9 sac hits on the year.

🔴 Of his 9 outfield assists, 7 came as a center fielder, the most by a Red Sox at that position since Coco Crisp in 2007 (7)...Recorded career-high 2 assists on 5/8 vs. NYY, both from center.

🔴 Became the only Red Sox player ever with at least 9 homers, 9 stolen bases, 9 outfield assists and more than 9 sacrifice hits in a single season.

🔴 Matched his career high for the 2nd and 3rd times with 3 hits on 7/7 at TB and 9/5 vs. CWS...Established career marks with 3 RBI on 4/20 vs. TEX, 3 walks on 4/30 at BAL and 2 stolen bases on 6/17 vs. ARI...Notched his 100th career hit with a double in the 2nd inning on 8/18 vs. LAA.

🔴 Homered in consecutive games and back-to-back plate appearances, in the 8th inning on 8/15 at TEX and in the 3rd on 8/17 vs. LAA.

🔴 Led the AL with 3 triples in August...Tripled in back-to-back games on 8/11 and 8/12, the 1st Sox player to do so since Coco Crisp, 7/17-18/07.

🔴 Underwent surgery on 10/13 to repair a tear of the ulnar collateral ligament in his right thumb, performed by Dr. Donald Sheridan in Phoenix, AZ.

2009: Made the Reds Opening Day roster in his 12th professional season.

- 🔴 Appeared in 24 tilts, including 7 starts, for the Reds before he was designated for assignment on 5/22, when Jonny Gomes was promoted...Cleared waivers on 5/26 and accepted outright assignment to Triple-A Louisville.
- 🔴 Promoted to the Reds again on 8/25 and spent the rest of the year in the Majors...In 23 games after that promotion hit .323 (21-for-65) with 2 homers and 9 RBI.
- 🔴 Made 22 starts overall with the Big League club, including 12 in left field, 8 in right and 2 in center.
- 🔴 Tied for 4th in the International League with 7 triples for Louisville.

2008: Appeared in 93 games for Twins Triple-A Rochester club despite 3 stints on the DL.

- 🔴 Released by the Twins on 3/14 but re-signed a minor league contract the next day.
- 🔴 Was the Red Wings lone representative at the Triple-A All-Star Game in Louisville, KY.
- 🔴 Named International League Batter of the Week for 4/28-5/5 when he hit .469 (15-for-32) with 3 homers and 18 RBI in 8 games.
- 🔴 Became a free agent following the season and on 12/2 was signed by the Reds to a minor league contract with an invitation to Major League Spring Training camp.

2007: Split season between Twins and Nationals organizations following a mid-season trade.

- 🔴 Played 4 games for the Twins from 7/20-25, 1st Major League experience since 2004.
- 🔴 Spent most of the year in Triple-A, combining to bat .297 (146-for-491) with 7 homers and 73 RBI in 134 games for Rochester (MIN) and Columbus (WSH).
- 🔴 On 6/24 was traded from the Nationals to the Twins for RHP Lavale Speigner...Following trade was assigned to Rochester and hit safely in 12 of 1st 19 games there, batting .294 (20-for-68) with 2 home runs and 13 RBI.
- 🔴 Began the season with the Clippers and hit .388 (47-for-121) with 25 RBI in May...Logged a 16-game hitting streak from 4/30-5/15, batting .412 (28-for-68).

2006: Spent the year with Tampa Bay's Triple-A Durham affiliate.

- 🔴 Ranked among International League leaders in at-bats (1st, 538), hits (1st, 157), games (2nd, 136), runs (4th, 80), doubles (4th, 33), total bases (5th, 234), steals (5th, 30) and AVG (10th, .292).
- 🔴 Selected to play in the Triple-A All-Star Game and was voted to the International League All-Star team.
- 🔴 Set a Bulls franchise record with a 27-game hit streak 6/23-7/22, batting .390 (41-for-105) during that stretch.
- 🔴 Overall, hit .351 (39-for-111) with 20 RBI in the month of July.
- 🔴 Following the season was signed by the Nationals to a minor league contract.

2005: Split the year between the Indians and Devil Rays organizations with Triple-A Buffalo and Triple-A Durham.

- 🔴 Combined to hit .281 (101-for-359) with 13 homers and 38 RBI in 99 games.
- 🔴 Began the season with Buffalo in the Indians organization...Released on 6/4 and 6 days later was signed by the Devil Rays to a minor league contract.
- 🔴 Hit 6 homers in his 1st 15 games with Durham, including consecutive 2-homer games on 6/28 and 6/29 vs. Syracuse...Had another 2-homer game on 7/16 vs. Rochester.

2004: Made Major League debut with 17 appearances for the Orioles, but spent most of the season at Triple-A Ottawa.

- 🔴 Promoted on 4/30 and made Big League debut that day at CLE...Singled off Cliff Lee in the 4th for 1st career hit.
- 🔴 Led the Lynx with 32 doubles.

2003: Missed most of season following 6/12 surgery to repair torn labrum in his right shoulder.

- 🔴 Reached base safely in 33 of 40 games with the Lynx from 4/3-5/17, including 18 straight from 4/26-5/12 during which he hit .365 (23-for-63).

2002: Earned Orioles Minor League Player of the Year honors.

- 🔴 Combined to hit .290 (138-for-476) with 10 homers and 50 RBI in 128 games overall...Successful on 20 of 26 (77%) stolen base attempts.

2001: Made Triple-A debut with 104 games for Rochester...Began year with Double-A Bowie.

- 🔴 Combined to hit .248 (126-for-508) with 5 homers and 56 RBI in 134 games overall.

2000: Spent entire year at Double-A Bowie, his 1st professional season at that level.

- 🔴 Hit safely in 30 of 35 games from 4/14-5/20, batting .290 (46-for-155).

1999: Led Single-A Frederick in walks (61), triples (5) and runs scored (81).

- 🔴 Combined to hit .318 (70-for-220) in the months of June and July.
- 🔴 Had 41 multi-hit games...From 5/28-7/3, reached base via hit or walk in 33 consecutive games, including a 13-game hitting streak (5/28-6/8).

1998: In 1st professional season led Single-A Delmarva in runs scored (87) and ranked 2nd in stolen bases (35).

- 🔴 Was an honorable mention selection on Howe Sportsdata's All-Teen Team...Rated by *Baseball America* as the Orioles 4th-best prospect.

PERSONAL

- 🔴 Married to Synara...The couple has 2 daughters, Jiana and Zuri.
- 🔴 His older brother, Donzell, played in the Majors for the Yankees (2001) and Royals (2002)...Younger brother, Darin, was drafted by the Phillies in 2006 and played in their system for 3 seasons...Cousin, James McDonald, pitches for the Pirates...The 2 faced off on 6/26/11 at PIT and Darnell was 0-for-2 off James in a 4-2 Sox win.
- 🔴 In 1997 graduated from Cherry Creek High School in Greenwood Village, CO, the same school attended by Major Leaguers David Aardsma and Brad Lidge...As a junior and senior, was a first-team high school All-American and as a senior was *Baseball America's* High School Player of the Year...In his last 3 years, led Cherry Creek High to 3 state titles in football and to 3 state titles in baseball.
- 🔴 Rated by *Baseball America* as the best high school position player in the 1997 First-Year Player Draft.
- 🔴 Recruited by the University of Texas to play football and baseball but chose to play professional baseball.

IN THE COMMUNITY

In his 2 seasons with the Red Sox, Darnell has been extremely active in the team's community outreach...He has attended events that benefit the Red Sox Foundation, including the Welcome Home Party, Picnic in the Park and Dancing with the New Stars...Donated a batting lesson for an auction item at the 2010 Picnic in the Park...Has spoken to inner-city children as part of the Sox Talks program and spent time with children at Camp Harbor View...Made visits to patients at Children's Hospital Boston...Participated in the 2011 Red Sox Holiday Caravan with stops at the Jimmy Fund, Beth Israel Deaconess Medical Center, Shriner's Hospital, Children's Hospital Boston, Franciscan Hospital for Children, Massachusetts General Hospital, New England Center for Homeless Veterans and Boston Medical Center, and attended Christmas at Fenway this past December...Met with a Make-A-Wish patient, volunteered at a center for at-risk girls, and attended dinners benefitting the Lee County Boys & Girls Club and Children's Hospital of Southwest Florida during 2011 Spring Training in Fort Myers...Takes photos with fans during on-field photo day and player/fan photo sessions...Has met fans and spoke at BoSox Luncheons in Boston and Blohards Luncheons in New York.

DARNELL McDONALD, CONTINUED

DARNELL McDONALD'S CAREER RECORD

YEAR	CLUB	AVG.	G	AB	R	H	2B	3B	HR	RBI	SH	SF	HB	BB	SO	SB	CS	E
1998	Delmarva	.261	134	528	87	138	24	5	6	44	4	5	5	33	117	35	11	11
	Frederick	.222	4	18	3	4	2	0	1	2	0	0	0	3	6	2	0	0
1999	Frederick	.266	130	507	81	135	23	5	6	73	7	7	5	61	92	26	9	10
2000	Bowie	.242	116	459	59	111	13	5	6	43	6	4	4	29	87	11	4	9
2001	Bowie	.282	30	117	16	33	7	1	3	21	0	1	1	9	28	3	3	2
	Rochester	.238	104	391	37	93	19	2	2	35	2	2	1	29	75	13	9	12
2002	Bowie	.292	37	144	21	42	9	1	4	15	0	0	2	22	27	9	3	1
	Rochester	.289	91	332	43	96	21	6	6	35	1	2	2	32	78	11	3	5
2003	Ottawa	.296	40	152	19	45	7	1	0	20	1	0	1	18	27	5	7	3
2004	Ottawa	.234	107	410	44	96	32	1	7	44	2	5	3	34	100	12	6	7
	BALTIMORE	.156	17	32	3	5	1	0	0	1	0	0	0	2	6	1	0	0
2005	Buffalo	.270	26	74	11	20	7	0	1	4	0	0	2	7	19	0	1	0
	Durham	.284	73	285	45	81	13	2	12	34	0	0	1	20	62	7	0	2
2006	Durham	.292	136	538	80	157	33	1	14	57	4	3	4	47	115	30	12	3
2007	Columbus	.315	73	267	39	84	17	4	2	41	0	5	1	31	64	14	5	5
	Rochester	.277	61	224	32	62	12	2	5	32	1	4	4	19	35	19	2	3
	MINNESOTA	.100	4	10	0	1	0	0	0	0	0	0	0	1	3	0	0	0
2008	Rochester	.268	93	369	53	99	25	4	11	57	0	3	2	36	81	19	3	3
2009	Louisville	.314	73	280	42	88	22	7	9	40	3	4	1	16	56	8	3	2
	CINCINNATI	.267	47	105	12	28	6	1	2	10	0	0	1	5	31	1	0	2
2010	Pawtucket	.341	10	41	6	14	6	1	2	8	0	0	0	2	7	1	0	0
	BOSTON	.270	117	319	40	86	18	3	9	34	12	0	2	30	85	9	1	2
2011	Pawtucket	.345	9	29	6	10	3	0	2	11	0	0	1	5	6	1	2	0
	BOSTON	.236	79	157	26	37	6	1	6	24	0	2	2	14	33	2	3	3
Major League Totals		.252	264	623	81	157	31	5	17	69	12	2	5	52	158	13	4	7
Minor League Totals		.273	1347	5165	724	1408	295	48	99	616	31	45	40	453	1082	226	83	78
Red Sox Totals		.258	196	476	66	123	24	4	15	58	12	2	4	44	118	11	4	7

1997 Signed by the Baltimore Orioles as a first-round selection (26th overall) in the First-Year Player Draft

2005 Signed by the Cleveland Indians as a minor league free agent on 1/25

2005 Signed by the Tampa Bay Devil Rays as a minor league free agent on 6/10

2006 Re-Signed by the Tampa Bay Devil Rays as a minor league free agent on 1/4

2006 Signed by the Washington Nationals as a minor league free agent on 11/30

2007 Acquired by the Minnesota Twins in exchange for RHP Lavale Speigner on 6/24

2008 Signed by the Cincinnati Reds as a minor league free agent on 12/2

2009 Signed by the Boston Red Sox as a minor league free agent on 11/24

ADDITIONAL BATTING STATISTICS

YEAR	CLUB	OBP	SLG	OPS	TB	GDP
2004	BALTIMORE	.206	.188	.393	6	0
2007	MINNESOTA	.182	.100	.282	1	0
2009	CINCINNATI	.306	.400	.706	42	4
2010	BOSTON	.336	.429	.766	137	5
2011	BOSTON	.303	.401	.704	63	3
Major League Totals		.314	.400	.713	249	12

CAREER FIELDING RECORD

YEAR	CLUB	POS	PCT.	G	GS	PO	A	E	TC	DP
2004	BALTIMORE	OF	1.000	13	9	21	0	0	21	0
2007	MINNESOTA	OF	1.000	3	3	2	1	0	3	1
2009	CINCINNATI	OF	.969	36	22	61	2	2	65	1
2010	BOSTON	OF	.990	114	80	187	9	2	198	1
2011	BOSTON	OF	.968	67	40	90	2	3	95	0
		P	1.000	1	0	0	1	0	1	0
Career Totals			P 1.000	1	0	0	1	0	1	0
		OF	.982	233	154	361	14	7	382	3

CAREER SINGLE-GAME HIGHS

HITS 3, 4 times, last 8/21/11 at KC
DOUBLES 2, 9/13/09 for CIN at CHI
HOME RUNS 1, 17 times, last 9/19/11 vs. BAL (G1)
RBI 3, 3 times, last 7/18/11 at BAL
RUNS SCORED 2, 8 times, last 8/24/11 at TEX
WALKS 3, 4/30/10 at BAL
STRIKEOUTS 4, 10/2/10 vs. NYY
STOLEN BASES 2, 6/17/10 vs. ARI
HITTING STREAK 7, 2 times, last 9/14/11-present
EJECTIONS None

HOME RUN NOTES

MULTI-HOME RUN GAMES (0)
LEADOFF HOME RUNS (1)
 9/17/09 vs. FLA
GRAND SLAMS (0)
PINCH-HIT HOME RUNS (1)
 4/20/10 vs. TEX off Darren Oliver
EXTRA-INNING HOME RUNS (0)
GAME-ENDING HOME RUNS (0)
INSIDE-THE-PARK HOME RUNS (0)

MARK MELANCON • 37 • RHP



FULL NAME: Mark David Melancon
BATS: Right **THROWS:** Right **HEIGHT:** 6-2 **WEIGHT:** 215
OPENING DAY AGE: 27
BORN: March 28, 1985 in Arvada, CO
RESIDES: Spring, TX
MAJOR LEAGUE SERVICE: 1 year, 139 days
ACQUIRED: From Houston in exchange for INF Jed Lowrie and RHP Kyle Weiland on December 14, 2011
SIGNED BY: Andy Stankiewicz (Yankees)
CONTRACT STATUS: Signed through 2012

CAREER HIGHLIGHTS

🔴 In 1st season with the Red Sox after being acquired from Houston on 12/14/11 in exchange for infielder Jed Lowrie and right-handed pitcher Kyle Weiland.

🔴 Saw Major League action each of the last 3 seasons with the Yankees (2009-10) and Astros (2010-11)...Went 10-4 with 20 saves and a 2.85 ERA (29 ER/91.2 IP) in 91 outings with Houston after being acquired by the club at the 2010 trade deadline.

🔴 Holding opponents to a .232 clip (97-for-418) in 106 Big League contests.

🔴 Ranked 10th among National League relievers with a 2.18 ground ball-to-fly ball ratio over the last 2 seasons from 2010-11 (min. 90.0 innings).

🔴 Has pitched exclusively in relief in his professional career.

2011: In 1st full Major League season, took over as Houston's closer in May and collected 20 saves in 25 chances...Finished tied for 3rd in the National League with 8 relief wins.

🔴 Was only Major Leaguer to record at least 8 wins and 20 saves in 2011.

🔴 His 8 victories out of the bullpen marked the most by an Astros reliever since Doug Henry also won 8 in 1998.

🔴 Held opponents to a .234 AVG (65-for-278), including .228 (38-for-167) vs. right-handed batters.

🔴 Stranded 13 of 17 inherited runners.

🔴 Was the only member of the Astros Opening Day roster to stay in the bullpen the entire season.

🔴 Earned 1st Major League save with a perfect 9th inning on 5/6 at PIT (8 pitches, 6 strikes).

🔴 Went 2-0 with 7 saves and a 0.59 ERA (1 ER/15.1 IP) in his final 14 appearances of the season from 8/24-9/26.

🔴 Threw 11.2 scoreless frames over final 11 outings beginning 8/29, going 6-for-6 in save opportunities during that time and limiting opponents to a .081 clip (3-for-37)...Struck out 15 batters compared to 2 walks.

2010: Acquired by Houston from New York at the trade deadline and spent the final 2 months of the season with the Astros, making 20 appearances out of the bullpen.

🔴 Combined for 22 Major League games overall between the Yankees and Astros, going 2-0 with a 4.22 ERA (10 ER/21.1 IP).

🔴 Began the season and spent most of the 1st half with Triple-A Scranton/Wilkes-Barre...Pitched in 2 games over 2 stints with New York, 5/2-4 and 5/18-20.

🔴 Acquired by Houston on 7/31 along with INF Jimmy Paredes in exchange for 1st baseman Lance Berkman and cash...Immediately optioned to Triple-A Round Rock.

🔴 Recalled 8/9 and stayed with the Astros for the remainder of the year...Posted a 2-0 record and 3.12 ERA (6 ER/17.1 IP) in his 20 appearances.

🔴 Picked up his 1st career win on 8/17 vs. NYM (1ER/1.0 IP)...Wilton Lopez also collected his 1st career save that day, making them the 1st pair of Astros teammates to pick up their 1st win and save in the same game since 8/2/07 at ATL (W-Mark McLemore, SV-Brian Moehler).

🔴 Allowed runs in only 3 of his final 16 Major League appearances, posting a 2.63 ERA (4 ER/13.2 IP) from 8/24 through the end of the season.

🔴 Tossed a career-high 3.0 innings, yielding just 2 hits and 2 walks while setting a career-high with 3 strikeouts (since tied) on 8/24 at PHI in a 4-2, 16-inning Astros win.

🔴 Combined for a 7-1 record with 7 saves and a 3.41 ERA (23 ER/60.2 IP) in 43 games at the Triple-A level on the season.

2009: Made Major League debut with the Yankees and appeared in 13 games overall spanning 3 stints with New York, posting a 3.86 ERA (7 ER/16.1 IP).

🔴 Held Major League opponents to a .217 clip (13-for-60, 0 HR), including a .161 mark (5-for-31) vs. right-handed batters.

🔴 Stranded 7 of 15 inherited runners (46.7%)...Retired 7 of 13 1st batters faced (53.8%).

🔴 Selected to the Yankees Major League roster from Triple-A Scranton/Wilkes-Barre on 4/25 and appeared in 4 games before being optioned back on 5/7...Other stops with New York came 7/10-8/8 and 9/1 through the end of the regular season.

🔴 Made his Major League debut in a 4/26 loss at BOS, tossing 2.0 scoreless innings (1 H, 1 BB, 1 HBP, 1 K).

🔴 Suffered 1st blown save in a 5/1 win vs. LAA...Yielded 1 run/ER in 0.1 inning, his 1st Big League run allowed.

🔴 In 32 appearances with Scranton/WB, was 4-0 with 3 saves and a 2.89 ERA (17 ER/53.0 IP)...Recorded 10.1 scoreless IP in relief and struck out 17 batters over 6 appearances prior to his 1st recall.

🔴 Prior to the season, tabbed as the Yankees 9th-best prospect by *Baseball America*...Went to Major League Spring Training as a non-roster invitee.

2008: Jumped from High-A to Triple-A over the course of the season...Combined for an 8-1 record with a 2.27 ERA (24 ER/95.0 IP) in 44 overall appearances between High-A Tampa, Double-A Trenton and Triple-A Scranton/Wilkes-Barre.

🔴 Held opponents to a .202 AVG (69-for-341, 6 HR) between the 3 stops...Left-handers hit just .163 (21-for-129, 2 HR).

🔴 Threw more than 1.0 inning in 40 of his 44 overall outings.

🔴 Opened the year at Tampa, allowing 6 ER in his 1st 3 outings (4.2 IP, 11.57 ERA)...Surrendered just 2 ER over his next 20.2 IP (0.87 ERA) before being promoted to Trenton on 5/13.

🔴 Tossed at least 2.0 innings in all 19 appearances with the Double-A Thunder and converted both save opportunities.

🔴 Promoted to Scranton/WB on 7/29, where he struck out 22 batters in 20.0 IP...Appeared in 2 postseason games with the International League champions, going 1-0 with 3.0 scoreless frames.

2007: Missed the entire year while recovering from Tommy John Surgery, performed on 10/31/06.

🔴 Entered the season ranked as the 9th-best prospect in the Yankees organization by *Baseball America*.

2006: Made professional debut with Short-A Staten Island, making 7 relief appearances and going 0-1 with 2 saves and a 3.52 ERA (3 ER/7.2 IP).

🔴 Helped lead the Yankees to their 2nd consecutive NY-Penn League Championship, tossing 3.1 perfect innings and collecting 3 saves in 3 postseason appearances...Had 6 strikeouts in the playoffs.

PERSONAL

🔴 Married to Mary Catherine...The couple has a daughter, Brooklyn Marie.

🔴 Last name is pronounced "Muh-LAN-son."

🔴 Was a 3-sport athlete at Golden (CO) High School, where he played baseball, basketball and football...Drafted out of high school by the Dodgers (30th round) but did not sign.

🔴 Attended the University of Arizona, where he set school single-season (11 in 2005) and career (18) saves records (both since passed)...Also set a freshman team record with 29 appearances in 2004.

IN THE COMMUNITY

This past offseason, Mark went to Auckland, New Zealand as an ambassador for Major League Baseball...Along with Padres catcher Nick Hundley, his former college teammate, and free agent utility player Chris Woodward, helped run "Training with the Pros" baseball camps and clinics for players from age 5 and up...While with Houston in 2011, made several community appearances with the club...Signed autographs at an Astros Buddies Kids Club members meet and greet, visited with children from the Sunshine Kids and their family members, and took to the links for the Tommy Bahama Island Cowboy Classic Golf Tournament with proceeds benefitting the Astros In Action Foundation and Montgomery County Special Olympics...Attended the Astros Wives Black Ties and Baseball Caps Gala benefitting the Houston Area Women's Center, and his wife Mary Catherine co-chaired the event.

MARK MELANCON'S CAREER RECORD

YEAR	CLUB	W-L	ERA	G	GS	CG	SHO	SV	IP	H	R	ER	HR	HB	BB	SO	WP	BK
2006	Staten Island	0-1	3.52	7	0	0	0	2	7.2	9	7	3	0	0	2	8	1	0
2008	Tampa	1-0	2.84	13	0	0	0	0	25.1	26	9	8	2	1	6	20	0	0
	Trenton	6-0	1.81	19	0	0	0	2	49.2	32	14	10	3	0	12	47	1	0
	Scranton/WB	1-1	2.70	12	0	0	0	1	20.0	11	7	6	1	1	4	22	1	0
2009	Scranton/WB	4-0	2.89	32	0	0	0	3	53.0	37	22	17	3	6	11	54	5	0
	NY YANKEES	0-1	3.86	13	0	0	0	0	16.1	13	8	7	0	4	10	10	3	0
2010	Scranton/WB	6-1	3.67	40	0	0	0	6	56.1	63	24	23	5	3	31	58	7	0
	NY YANKEES	0-0	9.00	2	0	0	0	0	4.0	7	5	4	1	0	0	3	0	0
	Round Rock	1-0	0.00	3	0	0	0	1	4.1	5	0	0	0	0	1	2	0	0
	HOUSTON	2-0	3.12	20	0	0	0	0	17.1	12	8	6	1	1	8	19	2	0
2011	HOUSTON	8-4	2.78	71	0	0	0	20	74.1	65	28	23	5	2	26	66	1	0
Major League Totals		10-5	3.21	106	0	0	0	20	112.0	97	49	40	7	7	44	98	6	0
Minor League Totals		19-3	2.79	126	0	0	0	15	216.1	183	83	67	14	11	67	211	15	0

2003 Selected by the Los Angeles Dodgers in the 30th round of the First-Year Player Draft (Did not sign)

2006 Signed by the New York Yankees as a ninth-round selection in the First-Year Player Draft

2010 Acquired by the Houston Astros along with INF Jimmy Paredes in exchange for 1B Lance Berkman and cash on 7/31

2011 Acquired by the Boston Red Sox in exchange for INF Jed Lowrie and RHP Kyle Lohse on 12/14

CAREER FIELDING RECORD

YEAR	CLUB	POS	PCT.	G	GS	PO	A	E	TC	DP
2009	NY YANKEES	P	1.000	13	0	1	4	0	5	0
2010	NY YANKEES	P	-	2	0	0	0	0	0	0
	HOUSTON	P	1.000	20	0	3	3	0	6	1
2011	HOUSTON	P	.944	71	0	12	5	1	18	0
Career Totals		P	.966	106	0	16	12	1	29	1

CAREER BATTING TOTALS

AVG.	G	AB	R	H	2B	3B	HR	RBI	SH	SF	HB	BB	SO	SB	CS	E
Major League Totals	---	106	0	0	0	0	0	0	0	0	0	1	0	0	0	1

CAREER SINGLE-GAME HIGHS

INNINGS PITCHED	3.0, 8/24/10 for HOU at PHI
STRIKEOUTS	3, 4 times, last 9/18/11 for HOU at CHI
HITS ALLOWED	6, 6/26/11 for HOU vs. TB
RUNS ALLOWED	5, 6/26/11 for HOU vs. TB
WALKS ALLOWED	3, 3 times, last 7/31/11 for HOU vs. BOS
HOME RUNS ALLOWED	1, 7 times, last 8/21/11 for HOU vs. SF
EJECTIONS	None

RED SOX PLAYERS LOST IN EXPANSION DRAFTS

1960 -- To Los Angeles Angels: Jerry Casale, RHP; Jim Fregosi, INF; Fred Newman, RHP; Ed Sadowski, C; To Washington Senators: Jim Mahoney, INF; Tom Sturdivant, RHP; Haywood Sullivan, C; Willie Tasby, OF

1968 -- To Kansas City Royals: Jerry Adair, INF; Joe Foy, INF; Dave Morehead, RHP; To Seattle Pilots: Dick Baney, RHP; Gary Bell, RHP; Darrell Brandon, RHP

1976 -- To Seattle Mariners: Steve Burke, RHP; Luis Delgado, OF; Rick Jones, LHP; Dick Pole, RHP; To Toronto Blue Jays: Ernie Whitt, C

1992 -- To Colorado Rockies: Jody Reed, INF; Eric Wedge, C

1997 -- To Arizona Diamondbacks: Jeff Suppan, RHP; To Tampa Bay Devil Rays: Jim Mecir, RHP

WILL MIDDLEBROOKS • 83 • 3B



FULL NAME: William S. Middlebrooks
BATS: Right **THROWS:** Right **HEIGHT:** 6-4 **WEIGHT:** 225
OPENING DAY AGE: 23 (Turns 24 on September 9)
BORN: September 9, 1988 in Greenville, TX
RESIDES: Wake Village, TX
MAJOR LEAGUE SERVICE: None
ACQUIRED: Selected in the fifth round of the 2007 First-Year Player Draft
SIGNED BY: Jim Robinson (Red Sox)
CONTRACT STATUS: Signed through 2012

CAREER HIGHLIGHTS

- 🔴 In 5th professional season, 1st in Major League Spring Training camp...Added to the 40-man roster on 11/18/11.
- 🔴 Enters the season as Boston's No. 1 prospect according to *Baseball America*...Also named by the publication as the top batting prospect in the Double-A Eastern League and the No. 8 prospect overall in the circuit.
- 🔴 Tabbed by *Baseball America* as having the system's best infield arm entering each of the last 5 seasons.
- 🔴 Participated in the 2011 Red Sox Rookie Program.

2011: Played most of the season with Double-A Portland and was named to both the Eastern League's mid- and post-season All-Star teams as well as the Topps Double-A All-Star squad.

- 🔴 Concluded the season at Triple-A Pawtucket after a promotion on 8/19...Missed time on the disabled list from 6/11-29 with a right triceps strain.
- 🔴 Batted a combined .285 (125-for-439) with 26 doubles, 23 homers, 94 RBI, 62 runs and 10 stolen bases in 116 total games...His 23 home runs more than doubled his previous career total of 2 over the 1st 3 years of his pro career.
- 🔴 Hit .373 (28-for-75) with 2 outs and runners in scoring position between the 3 stops.
- 🔴 Tied for lead among Red Sox minor leaguers in RBI, ranked 3rd in home runs and was 9th in AVG.
- 🔴 Selected to the XM All-Star Futures Game roster as part of the U.S. squad and started the game at 3rd base, going 1-for-2 in a 6-4 win over the World Futures.
- 🔴 At the time of his 8/19 promotion to Pawtucket, was leading the Eastern League with 80 RBI...Overall, placed among circuit leaders in RBI (4th), SLG (4th, .520) and AVG (8th).
- 🔴 Went deep in 3 of 4 games on rehab with the Short-A Spinners, including homers in 3 straight tilts from 6/26-28.
- 🔴 Following the season, batted .250 (14-for-56) with 4 home runs and 11 RBI in 13 games for Scottsdale in the Arizona Fall League and was honored as an AFL Rising Star.

2010: Spent the entire season with High-A Salem and was named to both the Carolina League's mid-season and post-season All-Star Teams.

- 🔴 Topped Salem with 70 RBI and finished 2nd on the club in homers (12), total bases (191) and extra-base hits (45).
- 🔴 Ranked among Red Sox minor leaguers in RBI (5th), AVG (7th, .276), doubles (8th, 31) and homers (T-8th, 12).
- 🔴 Hit .362 (25-for-69) in April, including a season-high, 13-game hit streak from 4/24-5/10 over which he batted .367 (18-for-49).
- 🔴 Named the Red Sox Minor League Offensive Player for July after hitting .333 (32-for-96) with 6 home runs and 27 RBI in the month.
- 🔴 Rated by *Baseball America* as the best defensive 3rd baseman and as having the best infield arm in the Carolina League...Also rated as the best infield arm in the Red Sox system for the 4th time...Named the No. 13 prospect in the Carolina League by the publication.

2009: Played his 1st full minor league season with Single-A Greenville.

- 🔴 Ranked 2nd on the Drive with 25 doubles, 57 RBI and 218 total bases...Also finished among club leaders in at-bats (3rd, 374), walks (3rd, 48) and hits (4th, 99).
- 🔴 Tallied the team's 2 longest hitting streaks of the year, a 17-game run from 7/16-8/2 and a 16-gamer from 8/15-31.
- 🔴 Named Red Sox Minor League Offensive Player of the Month for July (.337, 5 HR, 26 RBI).
- 🔴 Played in 5 postseason games with Greenville.
- 🔴 Following the season, rated by *Baseball America* as having the best infield arm in the Red Sox system for the 3rd straight season.

2008: Led Short-A Lowell with 17 doubles in his 1st pro season.

Also ranked among club leaders in games (2nd, 59), stolen bases (T-2nd, 10), hits (3rd, 53) and extra-base hits (3rd, 20).

Was successful in all 10 stolen base attempts.

Paced New York-Penn League 3rd basemen with a .927 fielding percentage (9 E/123 TC).

Connected for a 12th-inning walk-off single on 8/9 at "Futures at Fenway" vs. Hudson Valley.

Homered and led the Spinners with a .500 AVG (6-for-12) in 3 postseason games

PERSONAL

Hit .555 (61-for-110) with 22 doubles, 5 homers, 48 RBI and 22 steals in 38 games for Liberty Eylau (TX) High School in 2007 and went 13-0 on the mound.

Ranked as the No. 36 draft prospect, the No. 15 position player by *Baseball America*.

WILL MIDDLEBROOKS' CAREER RECORD

YEAR	CLUB	AVG.	G	AB	R	H	2B	3B	HR	RBI	SH	SF	HB	BB	SO	SB	CS	E
2008	Lowell	.254	59	209	21	53	17	2	1	21	1	2	2	12	73	10	0	9
2009	Greenville	.262	103	374	53	99	25	3	7	57	0	3	2	48	123	7	4	14
2010	Salem	.275	114	435	69	120	31	2	12	70	0	7	4	35	121	5	3	19
2011	Portland	.302	96	371	54	112	25	1	18	80	0	1	4	21	95	6	0	13
	Lowell	.333	4	12	4	4	1	0	3	6	0	1	0	2	1	1	0	0
	Pawtucket	.161	16	56	4	9	0	0	2	8	0	1	0	3	18	3	1	3
Minor League Totals		.272	392	1457	205	397	99	8	43	242	1	15	12	121	431	32	8	58

2007 Signed by the Boston Red Sox as a fifth-round selection in the First-Year Player Draft



ANDREW MILLER • 30 • LHP



FULL NAME: Andrew Mark Miller

BATS: Left **THROWS:** Left **HEIGHT:** 6-7 **WEIGHT:** 210

OPENING DAY AGE: 26 (Turns 27 on May 21)

BORN: May 21, 1985 in Gainesville, FL

RESIDES: Newberry, FL

MAJOR LEAGUE SERVICE: 3 years, 62 days

ACQUIRED: Signed as a minor league free agent on Dec. 16, 2010

SIGNED BY: Grant Brittain (Tigers)

CONTRACT STATUS: Signed through 2012

CAREER HIGHLIGHTS

✿ Has appeared in the Major Leagues in all 6 seasons since being selected in the first round (6th overall) by the Tigers in the 2006 First-Year Player Draft.

✿ In 2nd season in the Boston organization...In addition to Detroit, also spent time in the Florida system.

✿ Made just 3 minor league appearances in the Tigers organization before his Big League debut on 8/30/06 at NYY.

✿ At 6-foot-7, is the tallest left-handed pitcher ever to appear in a game for the Red Sox...Is the 12th Red Sox player overall (9th pitcher) ever to stand at least that tall...The last Red Sox to measure in at 6-foot-7 or taller was Kyle Snyder at 6-foot-8 from 2006-08.

2011: Selected to the Sox Major League roster from Triple-A Pawtucket on 6/19 and remained with the club for the rest of the season...Pitched in 17 games with Boston, including 12 starts.

✿ Went 6-3 with a 5.55 ERA (36 ER/58.1 IP), 38 strikeouts and 35 walks in 12 starts for the Sox...Allowed 3 runs or less in 8 of his 12 starts but combined to yield 25 runs (23 ER) in his other 4.

✿ Boston was 9-3 in his starts and his 6 wins tied a single-season career high (also 2008 with Florida) and marked a new career high as a starter (previously 5 in both 2007 and 2008 with Detroit and Florida respectively).

✿ Each of his 1st 8 games with Boston from 6/20-7/31 were in a starting role and was back in the rotation 8/19-9/8, making 4 starts during that time.

✿ Posted a 5.40 ERA (4 ER/6.2 IP) with 12 K's and 6 walks in 5 relief outings with the Red Sox.

✿ In 3 Interleague starts, was 2-0 with a 3.06 ERA (6 ER/17.2 IP), with the Sox winning each of those outings...Had a 4-3 record and 6.64 ERA (30 ER/40.2 IP) in 9 starts against AL foes (Sox 6-3).

✿ Fared better on the road, going 5-2 with a 3.89 ERA (19 ER/44.0 IP) and .259 opponent AVG (43-for-166) in 10 games (8 starts) compared to 1-1 with a 9.00 mark (21 ER/ 21.0 IP) and .382 opponent clip (34-for-89) in 7 home games (4 GS)...Had a 2.79 ERA (6 ER/19.1 IP) in 5 daytime outings (3 GS) while going 2-0, compared to 6.70 (34 ER/45.2 IP) at night to go with a 4-3 record in 12 games (9 starts).

✿ Did not lose any of his 1st 4 starts with the club from 6/20-7/7, going 3-0 while the Sox won all 4...Went at least 5.0 innings and allowed 3 runs or fewer in each of those outings, the longest such stretch to start a Red Sox career since John Burkett in 2002 (1st 6 starts)...The last Sox lefty to have a streak of that kind was Jeff Fassero in his 1st 4 starts of 2000.

✿ Struck out 6 batters over 5.2 frames of 3-run ball in his Red Sox debut on 6/20 vs. SD (ND, Sox 14-5 win)...Became just the 5th lefty since 1919 to fan 6 or more batters in his Red Sox debut, 1st since Kevin Morton's 9 K's in a complete-game ML debut with Boston on 7/5/91 vs. DET...Also the 1st pitcher to strike out at least 6 in his Sox debut overall since Daisuke Matsuzaka fanned 10 on 4/5/07 at KC.

✿ Picked up 1st win in a Red Sox uniform in his 2nd start, 6/26 at PIT...Held the Pirates to 2 runs (1 ER) over 6.0 innings in a 4-2 Sox victory...Marked his 1st win since 9/3/10 vs. ATL and snapped a 6-start winless streak.

✿ Yielded a grand slam to Ben Zobrist in the 2nd inning and allowed a career-high tying 7 runs overall spanning 2.2 IP in a loss on 7/15 at TB, falling for the 1st time with Boston...Was his 2nd-career grand slam allowed, also Chicago's (AL) Juan Uribe on 8/3/07.

✿ Issued a career-high 6 walks but yielded just 2 hits and did not allow a run over 5.2 innings in a 4-0 win at BAL on 7/20...Since 1994, the only other Red Sox to hold a team scoreless while issuing at least 6 walks in an outing was Matt Clement on 9/24/05 at BAL (6 BB in 5.2 IP)...Was the 1st to do it and earn a win for Boston since Joe Hesketh, 4/17/93 vs. CWS (6 BB in 8.0 IP).

✿ Matched a career-high 7 runs allowed (5 ER) for 2nd time in 2011 over 3.2 IP on 7/26 vs. KC but did not factor in the decision as the Sox came back to win 13-9.

✿ Fanned a season-high 8 batters on 7/31 at CWS, his 4th-career game with at least 8 K's and 1st since he had 8 on 6/11/09 vs. STL...Also yielded a season-high 10 hits over 5.2 frames but did not decide in the Sox 5-3 win.

- 🔴 Had his best month in August, winning both of his starts during the month and tallying a 1.84 ERA (3 ER/14.2 IP) in 4 games overall while holding opponents to a .200 AVG (10-for-50).
- 🔴 Established a career relief-high with 4 strikeouts in 2.2 innings out of the bullpen on 8/4 vs. CLE...Matched the mark in a 1.2-inning relief appearance on 9/15 vs. TB.
- 🔴 Made his 1st career start vs. TEX and held the Rangers scoreless over 6.1 innings in a 6-0 win in Arlington on 8/25...Was his longest scoreless outing since a 7.0-inning start vs. ARI on 5/22/08 with FLA.
- 🔴 Began the season with Triple-A Pawtucket and at the time of his selection on 6/19, led all qualifying Triple-A hurlers with a .181 opponent AVG (42-for-232) and was 4th with a 2.47 ERA (18 ER/65.2 IP)...Held lefties to a .122 clip (9-for-74).
- 🔴 Held opponents to 3 runs or less in all 13 outings with the PawSox and 1 earned run or less in 9 of those tilts...Went 2-1 with a 1.78 ERA (5 ER/25.1 IP) in his last 4 Triple-A outings (3 starts) from 5/29-6/14.
- 🔴 Only relief outing with Pawtucket came on 5/29 vs. Indianapolis (PIT) after Bobby Jenks' 1.0-inning rehab start...Threw 7.0 scoreless frames in that game, allowing just 1 hit, for the 9-2 win.

2010: Finished the season with the Marlins after playing for High-A Jupiter and Double-A Jacksonville.

- 🔴 Began the campaign on the minor league DL with a right ankle sprain before being reinstated on 4/30.
- 🔴 Made 3 starts at Jupiter upon his reinstatement, going 1-1 with a 1.72 ERA (3 ER/15.2 IP), 23 strikeouts and 15 walks, before a 5/13 promotion to Double-A Jacksonville, where he spent the bulk of the season.
- 🔴 Posted a 1-8 record with a 6.01 ERA (57 ER/85.1 IP) in 18 starts for the Suns...Fanned 66 batters but issued 61 walks in those games...Went 0-5 over his 1st 10 starts in the Southern League despite holding opponents to 3 earned runs or less in 8 of those starts.
- 🔴 Compiled a 1-1 record with a 3.10 ERA (29.0 IP/10 ER) in 5 July starts in Double-A.
- 🔴 Recalled by Florida on 8/19 and finished out the season with the Marlins, appearing in 9 total games (7 starts)...Lost each of his final 5 starts, going less than 5.0 innings in 4 of those 5 appearances.

2009: Spent most of the season with Florida, but also appeared at 4 minor league levels, mostly on rehab.

- 🔴 Went 3-5 with a 4.84 ERA (40 ER/74.1 IP) in 14 starts with the Marlins compared to no record with a 4.76 ERA (5.2 IP/3 ER) in 6 relief appearances.
- 🔴 Began the season with Florida and made 4 appearances (2 starts) before being placed on the DL on 4/21 with a right oblique strain...Posted a 1.80 ERA (2 ER/10.0 IP) with 10 K's in 2 rehab starts, 1 each with High-A Jupiter and Double-A Jacksonville...Reinstated from the DL on 5/16.
- 🔴 Tied a career-best with 9 strikeouts on 5/21 vs. ARI, almost exactly 1 year after establishing that mark against the same club (5/22/08).
- 🔴 Optioned to New Orleans on 7/20 and went on the minor league DL with an ankle injury from 7/30-9/1...Made appearances with the Rookie-level Gulf Coast League Marlins on rehab.
- 🔴 Made 3 relief appearances for the Marlins after a 9/6 recall.

2008: Established career-highs in wins (6), innings (107.1), games (29), starts (20) and strikeouts (89) in his 1st season with the Marlins.

- 🔴 Ranked 3rd on the club in strikeouts and 4th in innings pitched.
- 🔴 Started the season in the Marlins rotation and enjoyed a career-long 3-game winning streak from 4/23-5/10 (matched twice in 2011).
- 🔴 Went 5-9 with a 5.63 ERA (63 ER/100.2 IP) in 20 starts prior to landing on the DL on 7/14 with patella tendinitis in his right knee.
- 🔴 Pitched in rehab for the Rookie-level Gulf Coast League Marlins, Double-A Carolina and High-A Jupiter before returning to Florida on 9/1.
- 🔴 Moved to the bullpen after rejoining the club and went 1-1 with a 9.45 ERA (7 ER/6.2 IP) in 9 appearances.

2007: In his 1st full pro season, began the year at High-A Lakeland and made stops at each level of the organization, including 13 starts as a member of the Tigers rotation.

- 🔴 Made 3 starts for Lakeland before joining Double-A Erie on 5/9.
- 🔴 Recalled to Detroit on 5/18 for his 1st Major League start that night vs. STL...Tossed 6.0 scoreless frames for the win, the 1st Tigers pitcher to earn his 1st Big League win in his 1st start since 2002 (LHP Andy Van Hekken on 9/2 vs. CLE).
- 🔴 Optioned back to Erie on 5/22...Recalled by the Tigers again on 6/10...Went 2-1 with a 3.71 ERA (11 ER/26.2 IP) and 28 strikeouts in 5 July starts, ranking 5th in the AL with 9.45 strikeouts per 9.0 innings in that time.
- 🔴 Landed on the DL with a left hamstring strain on 8/4 and assigned on rehab to Triple-A Toledo...Made 2 starts for Detroit after his 8/24 reinstatement before being optioned to Lakeland on 8/30.

- Combined for a 2.77 ERA (24 ER/78.0 IP) and 61 K's compared to 25 walks in his 13 minor league starts overall.
- Tied for 2nd in the Florida State League with 1 shutout and tied for 3rd in the circuit with 2 complete games for Lakeland.
- 2006: Appeared in only 3 minor league games prior to making his Major League debut for the Tigers in late August after being drafted in June.**
- Fanned 9 batters in 5.0 innings over 3 relief outings for High-A Lakeland before being selected to Detroit for his 1st ML stint on 8/28.
- Threw 1.0 scoreless inning in relief in his 1st ML appearance, 8/30 at Yankee Stadium...All 8 of his Big League outings came in relief.
- Suffered his 1st career loss in his 2nd outing, allowing 1 earned run in 2.0 innings on 9/5 vs. SEA.

PERSONAL

- Married to Katie.
- Named Florida's Gatorade Player of the Year as a senior at Buchholz High School in Gainesville in 2003 and also earned preseason and postseason high school All-America honors that year...First-team all-state choice as a senior after earning third-team honors his junior season.
- Selected by Tampa Bay in the third round of the 2003 First-Year Player Draft but did not sign...Named to *Baseball America's* second-team Freshman All-American squad after compiling a 6-3 record and 2.93 ERA in 18 games (15 starts) in 2004 for the University of North Carolina...Also Earned second-Team All-Atlantic Coast Conference honors that year...Was a second-Team All-ACC selection following his sophomore season at UNC in 2005 (8-4 with a 2.98 ERA)...Named the *Baseball America* National Player of the Year and won the Roger Clemens Award as college baseball's top pitcher after finishing 13-2 with a 2.48 ERA in 20 games (18 starts) as a junior at UNC in 2006...Also recognized as a first-team All-American by virtually every major outlet, chosen as ACC Pitcher of the Year and tabbed a first-team All-ACC selection as a junior, and was a finalist for the Golden Spikes Award...Finished college career with a 27-9 record, 2.77 ERA (95 ER/309.0 IP) and set the University of North Carolina's career record with 325 strikeouts...Was teammates with fellow Red Sox hurler Daniel Bard in his 3 seasons at UNC.

IN THE COMMUNITY

In his 1st season in Boston, Andrew attended the Red Sox Foundation Picnic in the Park and spoke to fans at a BoSox Luncheon.

ANDREW MILLER'S CAREER RECORD

YEAR	CLUB	W-L	ERA	G	GS	CG	SHO	SV	IP	H	R	ER	HR	HB	BB	SO	WP	BK
2006	Lakeland	0-0	0.00	3	0	0	0	0	5.0	2	0	0	0	1	1	9	1	0
	DETROIT	0-1	6.10	8	0	0	0	0	10.1	8	9	7	0	2	10	6	1	0
2007	Lakeland	1-4	3.48	7	7	2	1	0	41.1	43	21	16	1	3	15	28	1	0
	DETROIT	5-5	5.63	13	13	0	0	0	64.0	73	43	40	8	7	39	56	4	1
	Erie	2-0	0.59	4	4	0	0	0	30.2	22	3	2	2	4	5	24	2	0
	Toledo	0-0	9.00	2	2	0	0	0	6.0	6	6	6	0	0	5	9	1	0
2008	GCL Marlins	0-1	18.00	1	1	0	0	0	1.0	2	2	2	0	0	1	0	0	0
	FLORIDA	6-10	5.87	29	20	0	0	0	107.1	120	78	70	7	4	56	89	4	0
	Jupiter	1-0	0.71	4	2	0	0	0	12.2	10	1	1	1	0	1	11	2	0
	Carolina	0-0	3.18	1	1	0	0	0	5.2	2	2	2	0	1	4	6	0	0
2009	Jacksonville	0-0	1.50	1	1	0	0	0	6.0	5	1	1	0	0	2	5	0	0
	FLORIDA	3-5	4.84	20	14	0	0	0	80.0	85	52	43	7	2	43	59	10	0
	Jupiter	0-0	2.25	1	1	0	0	0	4.0	3	1	1	0	0	1	5	0	0
	New Orleans	1-2	7.71	3	3	0	0	0	11.2	9	10	10	0	1	13	16	1	0
	GCL Marlins	0-0	2.57	2	2	0	0	0	7.0	8	2	2	0	0	4	10	2	1
2010	Jupiter	1-1	1.72	3	3	0	0	0	15.2	8	8	3	0	1	15	23	2	0
	FLORIDA	1-5	8.54	9	7	0	0	0	32.2	51	34	31	6	1	26	28	5	0
	Jacksonville	1-8	6.01	18	18	0	0	0	85.1	98	63	57	6	5	61	66	10	0
2011	Pawtucket	3-3	2.47	13	12	0	0	0	65.2	42	22	18	2	3	35	61	1	0
	BOSTON	6-3	5.54	17	12	0	0	0	65.0	77	43	40	8	3	41	50	2	1
Major League Totals		21-29	5.79	96	66	0	0	0	359.1	414	259	231	36	19	215	288	26	2
Minor League Totals		10-19	3.66	63	57	2	1	0	297.2	260	142	121	12	19	163	273	23	1
Red Sox Totals		6-3	5.54	17	12	0	0	0	65.0	77	43	40	8	3	41	50	2	1

- 2003 Selected by the Tampa Bay Rays in the third round of the First-Year Player Draft (did not sign)
- 2006 Signed by the Detroit Tigers as a first-round selection (sixth overall) in the First-Year Player Draft
- 2007 Acquired by the Florida Marlins with OF Cameron Maybin, RHPs Eulogio De La Cruz, Burke Badenhop and Dallas Trahern, and C Mike Rabelo in exchange for LHP Dontrelle Willis and INF Miguel Cabrera on 12/5
- 2010 Acquired by the Boston Red Sox in exchange for LHP Dustin Richardson on 11/12
- 2010 Re-signed by the Boston Red Sox as a minor league free agent on 12/16

ANDREW MILLER, CONTINUED

CAREER FIELDING RECORD

YEAR	CLUB	POS	PCT.	G	GS	PO	A	E	TC	DP
2006	DETROIT	P	1.000	8	0	1	0	0	1	0
2007	DETROIT	P	.833	13	13	2	8	2	12	1
2008	FLORIDA	P	.929	29	20	5	8	1	14	0
2009	FLORIDA	P	.933	20	14	6	8	1	15	1
2010	FLORIDA	P	1.000	9	7	1	4	0	5	0
2011	BOSTON	P	.846	17	12	2	9	2	13	0
Career Totals		P	.900	96	66	17	37	6	60	2

CAREER BATTING TOTALS

	AVG.	G	AB	R	H	2B	3B	HR	RBI	SH	SF	HB	BB	SO	SB	CS	E
Major League Totals	.056	96	72	1	4	0	0	0	3	4	0	0	0	36	0	0	6

CAREER SINGLE-GAME HIGHS

INNINGS PITCHED	7.0, 7 times, last 6/23/09 for FLA vs. BAL (start) 4.0, 8/28/10 for FLA at ATL (relief)
LOW-HIT COMPLETE GAME	None
STRIKEOUTS	9, 2 times, last 5/21/09 for FLA vs. ARI
HITS ALLOWED	11, 9/8/10 for FLA at PHI
RUNS ALLOWED	7, 5 times, last 7/26/11 vs. KC
WALKS ALLOWED	6, 7/20/11 at BAL
HOME RUNS ALLOWED	3, 9/13/10 for FLA vs. PHI
WINNING STREAK	3, 3 times, last 7/20/11-8/25/11
EJECTIONS	None



MILLER

FRANKLIN MORALES • 46 • LHP



FULL NAME: Franklin Miguel Morales

BATS: Left **THROWS:** Left **HEIGHT:** 6-0 **WEIGHT:** 210

OPENING DAY AGE: 26

BORN: January 24, 1986 in San Juan Morros, VZ

RESIDES: Carabobo, VZ

MAJOR LEAGUE SERVICE: 3 years, 7 days

ACQUIRED: From Colorado in exchange for a player to be named later or cash considerations on May 19, 2011

SIGNED BY: Rolando Fernandez and Francisco Cartaya (Rockies)

CONTRACT STATUS: Signed through 2012

CAREER HIGHLIGHTS

⚡ Enters his 1st full season with the Red Sox after being acquired by from the Rockies on 5/19/11...Saw Major League action with Colorado from 2007-11 and with Boston in 2011.

⚡ Holding left-handed hitters to a .201 clip (40-for-199) in his Major League career.

⚡ Has made 123 consecutive regular-season appearances out of the bullpen since beginning his Big League career with 15 straight starts.

⚡ Pitched in 8 postseason games for Colorado, including 4 during their 2007 National League Championship run after making his Major League debut that August...Did not allow a run while appearing in all 4 games of the 2009 NLDS against Philadelphia.

2011: Appeared in a career-high 50 games overall between the Red Sox and Rockies...Also set career marks in innings pitched (46.1), strikeouts (42) and holds (10).

⚡ Held opponents scoreless in 38 of his 50 contests, including 28 with Boston.

⚡ In 25 road appearances overall on the year had a 1.27 ERA (3 ER/21.1 IP) and .155 opponent AVG (11-for-71) while recording 6 holds...Allowed runs in just 2 road games, 1 with the Red Sox (2 R/1.0 IP on 5/25 at CLE)...Had a 1.13 ERA (2 ER/16.0 IP) and .161 opponent AVG (9-for-56) in 18 road tilts with the Sox.

⚡ Compiled an 0-1 record with a 3.86 ERA (6 ER/14.0 IP), 11 strikeouts and 8 walks over 14 appearances with the Rockies to start the season, holding opponents to a .204 AVG (10-for-49).

⚡ Acquired by the Red Sox from Colorado on 5/19 in exchange for a player to be named later or cash considerations...Pitched in 36 games for Boston out of the bullpen.

⚡ Threw less than 1.0 inning 16 times with Boston, the most such outings on the staff.

⚡ Made 16 appearances against AL East rivals and tallied a 1.98 ERA (3 ER/13.2 IP) over those contests, the best mark among Sox relievers vs. the AL East (min. 10.0 IP).

⚡ Placed on 15-day disabled list on 5/29 (retroactive to 5/26) with a left forearm strain...Made 6 rehab appearances with Triple-A Pawtucket from 6/11-25 before being activated on 6/28.

⚡ Held opponents scoreless in 28 of 34 outings after coming off the DL on 6/28, compiling a 3.38 ERA (11 ER/29.1 IP) in that time...Tallied 15.0 scoreless frames over 17 road outings during that span.

⚡ Threw 1.1 perfect innings 7/17 at TB, matching his longest career outing without allowing a base runner (also 7/9/09 vs. ATL).

⚡ Allowed runs in just 1 of 13 August outings, yielding a 2-run homer (Carlos Santana) in 0.1 inning on 8/4 vs. CLE...Recorded a 1.86 ERA in the month (9.2 IP).

⚡ Posted a career-long, 10-game scoreless streak from 8/7-30...Threw 7.1 straight scoreless frames over 11 games from 8/7-9/3 (8th inning)...Held opponents scoreless in 16 of his last 19 outings from the beginning of that stretch through the end of the season for a 2.25 ERA in that time (4 ER/16.0 IP).

⚡ Did not issue a walk in a career-high 14 straight games from 8/9-9/14 (11.0 IP).

2010: Made 35 relief appearances with the Rockies and had a career-high 15 games finished.

⚡ Held left-handed hitters to a .171 AVG (6-for-35), allowing just 2 extra-base hits...Overall held hitters to just a .255 clip (28-for-110).

⚡ Inherited 14 runners, allowing just 3 to score (21.4 percent).

⚡ Began the season on the Rockies Opening Day roster as the team's primary closer...Had 3 saves in 5 opportunities but lost the job to Manuel Corpas in early May.

⚡ Went on the 15-day disabled list with left shoulder weakness on 5/6...Reinstated on 6/2 after making 2 scoreless rehab appearances for Triple-A Colorado Springs (5.0 IP).

☛ Optioned to Triple-A on 7/1 after posting a 9.58 ERA (11 ER/10.1 IP) in June...Recalled a final time on 8/27 and fanned 12 batters in 7.1 innings over 12 appearances to end the year.

☛ Overall with Colorado Springs, went 3-0 with 1 save and a 2.67 ERA (9 ER/30.1 IP), allowing 19 walks and striking out 34 in 24 appearances...Did not allow a run over his last 9 appearances of the season for Colorado Springs from 8/6-25, and had 14 strikeouts in 12.0 innings during that span.

2009: Began the season as the Rockies No. 5 starter and finished as a late-inning reliever.

☛ Held opponents to a .250 AVG (38-for-152) on the season, including a .205 mark (8-for-39) against left-handed hitters.

☛ Started the year on the Major League roster, but was optioned to Triple-A Colorado Springs after winning his 1st start on 4/8 at ARI (1 R in 6.0 IP)...Recalled on 4/21 for his 2nd and final start of the year, also at ARI.

☛ Went on the DL the following day (4/22) with a strained left shoulder and was optioned back to Triple-A at the time of his 6/12 reinstatement after 3 rehab outings with Colorado Springs.

☛ Recalled 7/7 and pitched out of the bullpen the rest of the year, making 38 relief appearances over the last 3 months of the season...In that span, went 2-2 with 7 saves in 8 chances and 7 holds.

☛ Entered with the bases loaded on 7/7 vs. WSH in his 1st regular-season relief outing and fanned his only batter faced.

☛ Did not allow a run in his 1st 9 relief outings totaling 7.1 innings.

☛ Earned the win in consecutive outings, 7/31 and 8/2 at CIN.

☛ Took over closing duties while Huston Street was on the DL in early September, converting all 7 of his chances...Earned a save in 6 consecutive appearances from 9/2-11, tossing 6.0 scoreless frames in that span.

POSTSEASON: Appeared in all 4 games of the Rockies NLDS loss to the Phillies...Did not allow a run, tossing 2.2 scoreless frames in those contests...Retired all 6 batters faced over his 1st 3 postseason contests before allowing 3 walks in 0.1 inning in Game 4.

2008: Began the season in the Rockies starting rotation before being optioned to Triple-A Colorado Springs for the rest of the year.

☛ Went 1-2 with a 6.39 ERA (18 ER/25.1 IP) in 5 starts with the Rockies prior to 4/30 option to the Sky Sox.

☛ Allowed just 2 hits and no runs over 6.0 frames in his 1st start of the year, a no-decision on 4/6 vs. ARI...Surrendered 18 runs over 19.1 innings in his next 4 starts prior to the option.

☛ Went 10-5 with a 5.47 ERA (67 ER/110.1 IP) in 21 starts for Colorado Springs, leading the team in wins, strikeouts (83) and starts (21)...Was the 1st Sky Sox pitcher to win 10 games since 2004 (Chris Gissell, 14).

☛ Was 6-0 with a 1.97 (11 ER/50.1 IP) in 9 starts at home with Colorado Springs.

☛ Threw 5.0 hitless innings in his 1st start of the season with the Sky Sox on 5/11 vs. Albuquerque, setting the stage for the franchise's 1st no-hitter at home.

2007: Spent the majority of the year with Double-A Tulsa and joined the Rockies rotation for the final 6 weeks of the season...Also made 3 starts at Triple-A Colorado Springs.

☛ Colorado went 6-2 in his starts, including wins in each of his last 5 outings.

☛ Had his contract purchased prior to his Major League debut on 8/18 at LAD...Took a no-decision, allowing 1 run in 5.1 innings in that tilt...Had a 2-out RBI single in his 1st Big League at-bat.

☛ Earned 1st ML win with 5.0 scoreless innings on 9/11 at PHI...Also won next start on 9/16 vs. FLA, a 13-0 victory that began a club-record, 11-game win streak (since matched, 6/4-14/09).

☛ Had a 20.0-inning scoreless streak from 9/11-27, the longest stretch by a Rockies hurler in 2007 and 8th-longest in the NL...Won 3 of his last 4 starts during that span...The 20.0 scoreless frames matched the club record (Denny Neagle, 8/3-20/02; since surpassed).

☛ Combined to go 5-4 with a 3.51 ERA (44 ER/112.2 IP) in 20 starts with Double-A Tulsa and Triple-A Colorado Springs.

☛ Began the year with Tulsa and was on the DL from 5/2-23 with a left hamstring strain...Went 3-0 with a 2.17 ERA (7 ER/29.0 IP) over his last 4 starts with Tulsa from 7/13-29/07...Fanned a season-high 10 on 7/18 vs. Springfield and tossed a complete game on 7/29 at Arkansas in his final Double-A start before a transfer to Triple-A on 8/3.

☛ Went 2-0 with a 3.71 ERA (7 ER/17.0 IP) in 3 starts with Colorado Springs before his Major League debut.

☛ Following the season, was rated by *Baseball America* as the top prospect in the Rockies system.

POSTSEASON: Made his postseason debut with Colorado, posting a 9.90 ERA (11 ER/10.0 IP) in 4 games (2 starts) in the club's run to the World Series...Started Game 2 of the Division Series on 10/4 at PHI and did not receive a decision after allowing 3 runs over 3.0 innings...Faced Arizona in Game 4 of the NLCS on 10/15 and tossed 4.0 innings, allowing 1 run, but was not charged with a decision...Moved to the bullpen and made 1st ever appearance in relief in Game 1 of the World Series on 10/24 at BOS...Allowed 7 runs in 0.2 inning, just the 3rd time a relief pitcher had permitted at least 7 runs in a World Series game...Made 1 more relief appearance, pitching 2.1 scoreless innings in Game 3 at Coors Field.

2006: Spent the season with High-A Modesto and led the California League with a 3.68 ERA (63 ER/154.0 IP) and 179 strikeouts as the 2nd-youngest player to spend the entire year in the circuit.

- 🔥 His strikeout total ranked 4th among all minor leaguers.
- 🔥 Also ranked 2nd in the circuit in walks allowed (89).
- 🔥 Held the opposition to a .223 AVG (126-for-565), with lefties at .193 (23-for-119) and right-handers at .231 (103-for-446).
- 🔥 Allowed 3 earned runs or less in 21 of his 27 outings and pitched 6.0 or more frames in 17 of his 26 starts.
- 🔥 Made 1 relief appearance before moving into the starting rotation for the rest of the season.
- 🔥 Fanned 16 batters in 7.0 innings on 8/18 at San Jose...Also registered double-digit strikeouts with 10 on 8/7 vs. Bakersfield...Had at least 7 K's on 14 occasions.
- 🔥 Over his final 7 starts beginning 8/2, opponents hit just .151 (23-for-152) with no home runs.
- 🔥 After the season, tabbed by *Baseball America* as the 2nd-best prospect in Colorado's farm system and as having the best curveball among Rockies minor leaguers...Also named 3rd-best California League prospect.

2005: Went 8-4 with a 3.08 ERA (33 ER/96.1 IP) and 108 strikeouts in 21 games (15 starts) for Single-A Asheville in his 1st full minor league season.

- 🔥 Tied for the team lead in wins and ranked 2nd on the club in strikeouts.
- 🔥 Was 6-4 with a 3.23 ERA (28 ER/78.0 IP) in 15 starts and 2-0 with 1 save and a 2.45 ERA (5 ER/18.1 IP) in 4 relief appearances.
- 🔥 After bouncing between starting and relief work to begin the year, made 12 straight starts to end the season starting at the beginning of July.
- 🔥 Allowed 2 earned runs or less in each of his last 11 starts beginning 7/8...In that time, posted a 6-2 record with a 2.10 ERA (14 ER/60.0 IP).
- 🔥 Rated as the 3rd-best prospect in the Rockies organization by *Baseball America* following the season.

2004: In 1st season in the US, tied for the Rookie-level Pioneer League lead with 15 starts.

- 🔥 Ranked 2nd in the league in strikeouts (82) and tied for 3rd in wins (6).
- 🔥 Averaged 11.35 strikeouts per 9.0 innings (65.0 IP), 2nd best among league qualifiers.
- 🔥 Hurlled the Pioneer League's only complete-game shutout of the year, a rain-shortened, 5.0-inning victory over Provo in his final start on 9/3.

2003: Pitched for Rockies Dominican Summer League affiliate in his professional debut.

- 🔥 Went 9-3 with a 2.18 ERA (19 ER/78.1 IP) in 13 starts.
- 🔥 Opponents hit just .211 (58-for-275) with no homers.

PERSONAL

- 🔥 Was just 16 years old when he signed with the Rockies in 2002

IN THE COMMUNITY

Franklin attended the Red Sox Foundation Picnic in the Park last summer to support the club's foundation.

FRANKLIN MORALES, CONTINUED

FRANKLIN MORALES' CAREER RECORD

YEAR	CLUB	W-L	ERA	G	GS	CG	SHO	SV	IP	H	R	ER	HR	HB	BB	SO	WP	BK
2003	DSL Rockies	9-3	2.18	13	13	0	0	0	78.1	58	24	19	0	3	34	69	7	0
2004	Casper	6-4	7.62	15	15	1	1	0	65.0	92	61	55	8	5	39	82	7	4
2005	Asheville	8-4	3.08	21	15	0	0	1	96.1	73	40	33	6	8	48	108	7	7
2006	Modesto	10-9	3.68	27	26	0	0	0	154.0	126	77	63	9	11	89	179	24	10
2007	Tulsa	3-4	3.48	17	17	1	0	0	95.2	77	41	37	8	8	45	77	6	2
	COLORADO	3-4	3.43	8	8	0	0	0	39.1	34	15	15	2	2	14	26	0	0
	Col. Springs	2-0	3.71	3	3	0	0	0	17.0	20	8	7	1	0	13	16	3	0
2008	Col. Springs	10-5	5.47	21	21	0	0	0	110.1	108	72	67	14	6	82	83	3	5
	COLORADO	1-2	6.39	5	5	0	0	0	25.1	28	18	18	2	1	17	9	1	3
2009	Col. Springs	2-2	3.48	8	8	0	0	0	41.1	39	17	16	4	3	19	37	0	0
	COLORADO	3-2	4.50	40	2	0	0	7	40.0	38	22	20	4	1	23	41	2	0
2010	Col. Springs	3-0	2.67	24	0	0	0	1	30.1	20	9	9	3	2	19	34	3	0
	COLORADO	0-4	6.28	35	0	0	0	3	28.2	28	22	20	5	3	24	27	3	2
2011	Pawtucket	0-0	1.42	6	0	0	0	0	6.1	3	3	1	1	1	3	6	0	0
	COLORADO	0-1	3.86	14	0	0	0	0	14.0	10	6	6	2	0	8	11	1	0
	BOSTON	1-1	3.62	36	0	0	0	0	32.1	30	15	13	4	2	11	31	1	1
Major League Totals		8-12	4.61	138	15	0	0	10	179.2	168	98	92	19	9	97	145	8	6
Minor League Totals		53-31	3.98	155	118	2	1	2	694.2	616	352	307	54	47	391	691	60	28
Red Sox Totals		1-1	3.62	36	0	0	0	0	32.1	30	15	13	4	2	11	31	1	1

2002 Signed by the Colorado Rockies as an international free agent on 11/13

2011 Acquired by the Boston Red Sox in exchange for a player to be named later or cash considerations on 5/19

DIVISION SERIES RECORD

YEAR	CLUB	W-L	ERA	G	GS	CG	SHO	SV	IP	H	R	ER	HR	HB	BB	SO	WP	BK
2007	COL vs. PHI	0-0	9.00	1	1	0	0	0	3.0	3	3	3	1	1	2	3	0	0
2009	COL vs. PHI	0-0	0.00	4	0	0	0	0	2.2	0	0	0	0	0	3	1	0	0
Division Series Totals		0-0	4.76	5	1	0	0	0	5.2	3	3	3	1	1	5	4	0	0

LEAGUE CHAMPIONSHIP SERIES RECORD

YEAR	CLUB	W-L	ERA	G	GS	CG	SHO	SV	IP	H	R	ER	HR	HB	BB	SO	WP	BK
2007	COL vs. ARI	0-0	2.25	1	1	0	0	0	4.0	5	1	1	0	1	1	2	0	0

WORLD SERIES RECORD

YEAR	CLUB	W-L	ERA	G	GS	CG	SHO	SV	IP	H	R	ER	HR	HB	BB	SO	WP	BK
2007	COL vs. BOS	0-0	21.00	2	0	0	0	0	3.0	7	7	7	0	0	1	1	0	1

CAREER FIELDING RECORD

YEAR	CLUB	POS	PCT.	G	GS	PO	A	E	TC	DP
2007	COLORADO	P	1.000	8	8	0	11	0	11	1
2008	COLORADO	P	1.000	5	5	1	4	0	5	0
2009	COLORADO	P	1.000	40	2	2	4	0	6	0
2010	COLORADO	P	1.000	35	0	0	1	0	1	0
2011	COLORADO	P	1.000	14	0	1	3	0	4	0
	BOSTON	P	1.000	36	0	0	5	0	5	0
Career Totals		P	1.000	138	15	4	28	0	32	1

CAREER BATTING TOTALS

	AVG.	G	AB	R	H	2B	3B	HR	RBI	SH	SF	HB	BB	SO	SB	CS	E
Major League Totals	.250	138	28	2	7	0	0	0	2	2	0	0	1	9	0	0	0

CAREER SINGLE-GAME HIGHS (IN RELIEF)

INNINGS PITCHED	2.0, 10 times, last 9/25/11 at NYY (G2)
STRIKEOUTS	4, 8/30/09 for COL at SF
HITS ALLOWED	5, 2 times, last 6/30/10 for COL at SD
RUNS ALLOWED	5, 10/3/09 for COL at LAD
WALKS ALLOWED	3, 2 times, last 6/30/10 for COL at SD
HOME RUNS ALLOWED	1, 12 times, last 9/15/11 vs. TB
EJECTIONS	None

CLAYTON MORTENSEN • 59 • RHP



FULL NAME: Clayton Grant Mortensen

BATS: Right **THROWS:** Right **HEIGHT:** 6-4 **WEIGHT:** 185

OPENING DAY AGE: 26 (Turns 27 on April 10)

BORN: April 10, 1985 in Rexburg, ID

RESIDES: Phoenix, AZ

MAJOR LEAGUE SERVICE: 109 days

ACQUIRED: From Colorado in exchange for SS Marco Scutaro on January 21, 2012

SIGNED BY: Jay North (Cardinals)

CONTRACT STATUS: Signed through 2012

CAREER HIGHLIGHTS

☛ Acquired from Colorado in exchange for SS Marco Scutaro on 1/21, the 3rd time he has been traded...Was sent to Oakland in the deal that brought Matt Holliday to the Cardinals on 7/24/09...Then traded to Colorado on 1/24/11.

☛ Has appeared in 24 Major League games (13 starts) between the Cardinals (2009), Athletics (2009-10) and Rockies (2011)...Owns a 3.71 ERA (11 ER/26.2 IP) in 11 career Major League relief appearances.

☛ Was a 1st-round selection (36th overall) by St. Louis in the 2007 First-Year Player Draft.

2011: Had a 3.86 ERA (25 ER/58.1 IP) in 16 games (6 starts) over 2 stints with the Rockies in his only season in the organization...Also made 15 starts for Triple-A Colorado Springs.

☛ Recalled for the 1st time on 4/18 and threw 8.0 scoreless innings of relief over 2 games prior to a 4/29 option...Returned for a start on 5/7 at SF and stayed with the club until being optioned again on 7/4.

☛ Did not allow a run and yielded 2 hits in his 1st 3 relief appearances from 4/18-5/12 spanning 10.1 IP...Overall went 0-1 with a 3.42 ERA (9 ER/23.2 IP) in 10 ML relief outings and was 2-3 with a 4.15 ERA (16 ER/34.2 IP) in 6 starts.

☛ Pitched 6.0 innings of scoreless, 2-hit relief in his season debut for the Rockies on 4/18 vs. SF, the club's longest ever scoreless outing out of the bullpen...Was the longest relief appearance by a Colorado hurler overall since 2000 and matched the longest relief outing of the year in the Majors.

☛ Made 5 straight starts from 5/16-6/6 before joining the bullpen for his last 7 Big League games from 6/11-7/3.

☛ With Sky Sox, fanned at least 5 batters 4 times at Triple-A, including a season-high 9 K's on 8/25 vs. Tacoma (5.1 IP).

☛ Traded to Colorado for RHP Ethan Hollingsworth on 1/24, 5 days after being designated for assignment.

2010: Played most of the season with Oakland's Triple-A Sacramento affiliate and was named to the Pacific Coast League's mid-season All-Star team.

☛ Recalled on 7/3 for his only Major League action of the season, a start that night at CLE...Allowed 4 runs (3 ER) with a career-high 7 strikeouts in 6.0 innings for a no-decision...Optioned back to Sacramento on 7/5.

☛ Tied for 2nd in the Pacific Coast League with a career-high 13 wins...Ranked among league qualifiers in opponent AVG (4th, .258), fewest base runners per 9.0 innings (4th, 11.76) and ERA.

☛ Tied for the lead among PCL pitchers with 30 assists...Opponents were successful in just 7 of 14 (50.0%) stolen base attempts...Held lefties to a .225 clip (69-for-306).

☛ Topped A's minor leaguers in wins and innings...Paced Sacramento in wins, starts, innings and strikeouts.

☛ Was 10-2 with a 3.57 ERA (42 ER/106.0 IP) in 16 starts in the 1st half of the season...Entered the All-Star break with 8 straight quality starts from 5/23-7/8, going 6-0 with a 2.34 ERA (15 ER/57.2 IP).

☛ Tossed 6.0 innings or more in 19 of his 26 starts, including 6 straight starts of at least 8.0 innings from 6/3-7/8...Allowed 2 earned runs or less 11 times and walked 2 batters or less 17 times.

2009: Appeared in 7 games (6 starts) with St. Louis and Oakland in his 1st Major League action in just his 3rd professional season.

☛ Began the season with the Cardinals Triple-A Memphis and totaled 17 starts for the Redbirds.

☛ Had 1 appearance with the Cardinals, a 3.0-inning relief outing on 6/29 vs. SF for his Major League debut.

☛ Traded to Oakland on 7/24 with OF Shane Peterson and 1B Brett Wallace in exchange for OF Matt Holliday and split the remainder of the season between Triple-A Sacramento and Oakland.

☛ Made 6 starts over 2 stints with the A's...Earned 1st ML win in the A's 12-5 victory on 9/11 at MIN (1 R/6.0 IP).

2008: Split his 2nd season in pro ball between Double-A and Triple-A.

☛ Began 1st Spring Training in Major League camp, the 1st Cardinals pitcher to leap from the draft to Big League camp since Braden Loper in 1997.

- ♣ Made 11 starts for Double-A Springfield in April and May before a promotion to Triple-A Memphis in June.
- ♣ Named Texas League Pitcher of the Week for 5/19-25, going 2-0 with a 1.93 ERA (3 ER/14.0 IP) in that time.
- ♣ Was 3-1 with a 3.03 ERA (10 ER/29.2 IP) in 5 June starts...Strung together 4 straight wins in his starts with Memphis from 6/18-7/3.
- ♣ Combined to hold right-handers to a .202 AVG (60-for-297).
- ♣ Following the season, ranked as the organization's 6th-best prospect by *Baseball America*.

2007: Combined for a 2.67 ERA (18 ER/60.2 IP) and 68 strikeouts between Short-A Batavia and Single-A Quad Cities in his 1st pro season.

- ♣ Earned 1st professional win on 6/30 vs. Mahoning Valley, allowing just 1 hit in 5.0 scoreless innings.
- ♣ Was winless in 6 August starts for Quad Cities despite giving up just 4 earned runs in 24.1 innings (1.48 ERA).
- ♣ Following the season, rated as the 7th-best Cardinals prospect by *Baseball America*.

PERSONAL

- ♣ Attended Gonzaga University and was voted the West Coast Conference's Pitcher of the Year after going 9-2 with a 3.92 ERA and 122 strikeouts in 119.1 innings as a senior in 2007...Completed West Coast Conference play with a 1.60 ERA and perfect 6-0 record...Was named Louisville Slugger 3rd Team All-America by Collegiate Baseball in 2007...Is the highest June draft pick in the history of Gonzaga's baseball program.
- ♣ Played at Treasure Valley (OR) Community College from 2004-2005 before transferring to Gonzaga.
- ♣ Graduated from Madison High School in Rexburg, ID.

CLAYTON MORTENSEN'S CAREER RECORD

YEAR	CLUB	W-L	ERA	G	GS	CG	SHO	SV	IP	H	R	ER	HR	HB	BB	SO	WP	BK
2007	Batavia	1-1	1.77	6	4	0	0	0	20.1	13	4	4	0	2	11	23	1	0
	Quad Cities	0-2	3.12	10	10	0	0	0	40.1	44	17	14	2	4	8	45	2	0
2008	Springfield	3-4	4.22	11	11	0	0	0	59.2	59	31	28	6	4	22	48	4	0
	Memphis	5-6	5.51	15	14	0	0	0	80.0	87	50	49	12	6	42	57	14	1
2009	Memphis	7-6	4.37	17	17	1	0	0	105.0	103	58	51	11	4	34	82	3	0
	ST. LOUIS	0-0	6.00	1	0	0	0	0	3.0	5	6	2	1	1	1	2	0	0
	Sacramento	2-2	4.45	6	6	0	0	0	32.1	40	20	16	2	0	14	18	2	0
	OAKLAND	2-4	7.81	6	6	0	0	0	27.2	37	28	24	5	2	12	11	1	0
2010	Sacramento	13-6	4.25	26	26	0	0	0	165.1	161	91	78	20	2	53	112	14	0
	OAKLAND	0-0	4.50	1	1	0	0	0	6.0	6	4	3	1	0	2	7	0	0
2011	Col. Springs	2-8	9.42	15	15	0	0	0	64.0	104	71	67	13	2	29	54	6	0
	COLORADO	2-4	3.86	16	6	0	0	0	58.1	55	30	25	9	2	24	30	3	0
Major League Totals		4-8	5.12	24	13	0	0	0	95.0	103	68	54	16	5	39	50	4	0
Minor League Totals		33-35	4.87	106	103	1	0	0	567.0	611	342	307	66	24	213	439	46	1

- 2007 Signed by the St. Louis Cardinals as a supplemental round selection (club's 2nd pick, 36th overall) in the First-Year Player Draft
- 2009 Acquired by the Oakland Athletics with OF Shane Peterson and 1B Brett Wallace in exchange for OF Matt Holliday on 7/24
- 2011 Acquired by the Colorado Rockies in exchange for RHP Ethan Hollingsworth on 1/24
- 2012 Acquired by the Boston Red Sox in exchange for SS Marco Scutaro on 1/21

CAREER FIELDING RECORD

YEAR	CLUB	POS	PCT.	G	GS	PO	A	E	TC	DP
2009	ST. LOUIS	P	-	1	0	0	0	0	0	0
	OAKLAND	P	.833	6	6	2	3	1	6	0
2010	OAKLAND	P	1.000	1	1	0	1	0	1	0
2011	COLORADO	P	.923	16	6	3	9	1	13	1
Career Totals		P	.900	24	13	5	13	2	20	1

CAREER BATTING TOTALS

AVG.	G	AB	R	H	2B	3B	HR	RBI	SH	SF	HB	BB	SO	SB	CS	E
Major League Totals	.000	24	14	1	0	0	0	1	0	1	0	1	9	0	0	2

SINGLE-GAME HIGHS

INNINGS PITCHED	7.0, 9/4/09 for OAK vs. SEA (start) 6.0, 4/18/11 for COL vs. SF (relief)
LOW-HIT COMPLETE GAME	None
STRIKEOUTS	7, 7/3/10 for OAK at CLE
HITS ALLOWED	8, 2 times, last 9/30/09 for OAK at SEA
RUNS ALLOWED	8, 8/8/09 for OAK at KC
WALKS ALLOWED	4, 2 times, last 5/31/11 for COL at LAA
HOME RUNS ALLOWED	2, 3 times, last 6/19/11 for COL vs. DET
WINNING STREAK	2, 9/11/09-9/17/09
EJECTIONS	None



FULL NAME: Curtis Ross Ohlendorf
BATS: Right **THROWS:** Right **HEIGHT:** 6-4 **WEIGHT:** 240
OPENING DAY AGE: 29 (Turns 30 on August 8)
BORN: August 8, 1982 in Austin, TX
RESIDES: Austin, TX
MAJOR LEAGUE SERVICE: 3 years, 139 days
ACQUIRED: Signed as a minor league free agent on Feb. 15, 2012
CONTRACT STATUS: Signed through 2012

NON-ROSTER INVITEE

CAREER HIGHLIGHTS

✦ In his 1st season in the Red Sox organization...Has made 95 Major League appearances (64 starts) over parts of 5 seasons with the Yankees (2007-08) and Pirates (2008-11).

✦ From 2009-10, led Pittsburgh starters with a 3.98 ERA (126 ER/285.0 IP)...Has pitched exclusively as a starter since he joined the Pirates from the Yankees in a 6-player deal on 7/26/08.

2011: Spent the majority of the season on the disabled list with a shoulder injury.

✦ Began the year in Pittsburgh's rotation...Left 2nd start on 4/8 after 2.2 innings with right shoulder discomfort...Placed on the 15-day DL on 4/9 with a right shoulder posterior strain and transferred to 60-day DL on 5/30.

✦ Made 6 rehab starts from 7/14-29 between High-A Bradenton (2 GS), Double-A Altoona (1 GS) and Triple-A Indianapolis (3 GS)...On 8/12, was reinstated from the DL and optioned to Indianapolis.

✦ Went 1-1 with a 3.65 ERA (15 ER/37.0 IP) in 7 minor league games (6 on rehab)...Had a 3.33 ERA (9 ER/24.1 IP) in 4 Triple-A starts overall.

✦ Recalled from Pittsburgh on 8/23 and started that night vs. MIL, his 1st start since 4/8.

✦ Totaled 7 Major League starts over August and September, earning his only ML win of the season with 6 strikeouts in 7.0 innings of 2-run ball on 9/15 at LAD...In that game, hit his 1st Major League home run, a 3-run shot off Dana Eveland, for his 1st first big league RBI.

2010: Limited to 21 starts for the Pirates due to 2 stints on the disabled list.

✦ Went 1-11 despite posting a 4.07 ERA (49 ER/108.1 IP), the best mark on the team (min. 100.0 IP).

✦ Posted a 2.68 ERA (16 ER/53.2 IP) in his last 11 starts with the Pirates from 6/27-8/23...Ranked 10th in the NL in ERA in that time.

✦ Started the 2nd game of the season on 4/7 vs. LAD, but suffered back spasms prior to his next start and was placed on the 15-day DL on 4/17 (retro to 4/9).

✦ Threw 4.0 scoreless frames in a rehab start at Richmond for Double-A Altoona on 5/5...Reinstated from the DL on 5/10.

✦ Tossed 7.0 scoreless frames in a 2-0 combined shutout on 7/2 vs. PHI for his lone win on the year.

✦ Faced 4 batters in a start on 7/28 at COL, leaving the game after being struck in head by Troy Tulowitzki line drive in the 1st inning...Did not miss his next scheduled start.

✦ Tied a career high and pitched season-high 8.0 innings, but lost a 3-2 decision vs. FLA on 8/18.

✦ Made final start on 8/23 vs. STL but left after facing 2 batters due to tightness/soreness in back of his right shoulder...Was placed on 15-day DL on 8/25 (retro to 8/24) and transferred to the 60-day DL on 9/7.

2009: Led the Pirates with a 3.92 ERA (77 ER/176.2 IP) and tied for the club lead with a career-best 11 wins in his 1st full year in the Majors and his 1st full season as a starter.

✦ Posted a 2.83 ERA (22 ER/70.0 IP) in 11 starts after the All-Star break, the 10th-best ERA among National League pitchers with at least 60.0 innings pitched in that span.

✦ Went 8-2 with a 2.64 ERA (29 ER/99.0 IP) in 16 starts at PNC Park, 10th among home ERA leaders in the NL... Went 5-0 with a 1.64 ERA (12 ER/65.2 IP) in his final 10 home starts.

✦ Won an 8-0 decision on 4/20 vs. FLA for his 1st win in a Pittsburgh uniform.

✦ Recorded 1st Major League hit on 5/7 at STL, a single off Todd Wellemeyer.

✦ Picked up the win on 7/20 vs. MIL, snapping Pittsburgh's 17-game losing streak to the Brewers.

✦ Struck out career-high 11 batters on 9/5 vs. STL...Became 2nd pitcher in team history to strike out the side on 9 pitches in a game (also Jeff Robinson on 9/7/87 at CHC).

✦ Shut down after start on 9/19 vs. SD due to his innings total.

2008: Pitched a total of 131.2 innings in 42 combined games with 4 teams, spending time with the Yankees, the Pirates and their Triple-A affiliates.

⚡ Began campaign in the New York bullpen and made 25 relief appearances...Pitched 2.0 scoreless frames for his 1st Major League win on 5/31 at MIN.

⚡ Was optioned to Triple-A Scranton/Wilkes-Barre on 6/27 and made 5 starts before being acquired by Pittsburgh on 7/26 with RHPs Jeff Karstens and Daniel McCutchen and OF Jose Tabata in exchange for OF Xavier Nady and LHP Damaso Marte.

⚡ Was assigned to Triple-A Indianapolis following the trade and joined the rotation, where he made 7 starts, pitching into the 8th inning 3 times.

⚡ Recalled by Pittsburgh on 9/2 and made 5 starts with the Pirates to end the year.

⚡ Made Pirates debut with his 1st Major League start on 9/3 at CIN, a no-decision...Became the 26th different pitcher to start a game for the Pirates that year, setting a club record.

2007: Made his Major League debut with 6 games with the Yankees after being acquired from Arizona in January.

⚡ Was part of the 5-player deal that sent Randy Johnson to the Diamondbacks on 1/9 and attended the Yankees Spring Training as a non-roster invitee.

⚡ Began season with 9 starts for Scranton-Wilkes Barre...Placed on the disabled list on 5/12 due to a lower back strain...Made 4 rehab starts with the Gulf Coast League Yankees from 6/25-7/9 before his 7/14 reinstatement.

⚡ Converted to relief on 7/26 and tossed at least 2.0 innings in 7 of 12 relief outings before a recall to New York on 9/9, where he made 6 appearances out of the bullpen to close out the year.

⚡ Made Major League debut on 9/11 at TOR and tossed a perfect inning with 1 strikeout...Fanned 4 batters and allowed a solo shot in 1.1 inning in his next outing, 9/15 at BOS.

⚡ Following the season, pitched for the Peoria Javelinas in the Arizona Fall League and posted a 3.52 ERA (3 ER/7.2 IP) with no record in 6 relief appearances.

⚡ Was rated by *Baseball America* as the Yankees 9th-best prospect following the season.

POSTSEASON: Made 1 appearance in the Division Series against Cleveland, his only Big League postseason experience...Allowed 4 hits and 3 runs in NY's Game 1 loss at Jacobs Field...Became the 4th Yankee to appear in a postseason game after making his ML debut on-or-after 9/1 of the same season, 1st since Jorge Posada in 1995.

2006: Spent the majority of the season with Arizona's Double-A Tennessee club and was named to the Southern League's mid-season All-Star team.

⚡ Posted the fewest unintentional walks per 9.0 innings among Southern League qualifiers at 1.37 (27 BB/177.2)...Tied for the Southern League lead with 4 complete games...Also ranked among league leaders in shutouts (2nd, 2), innings (2nd), wins (T-4th, 10) starts (T-5th, 27).

⚡ Went 7-0 with a 2.35 ERA (20 ER/76.2 IP) in 11 starts from 5/11-7/3.

⚡ Named Southern League Pitcher of the Week for 5/15-21 after going 1-0, 2.51 ERA (4 ER/14.1 IP) in 2 starts...Threw a 9.0-inning, complete game shutout on 5/16 vs. Huntsville and homered in the game.

⚡ Hit a grand slam on 5/26 vs. Chattanooga, allowing 2 runs over 7.0 innings for the win.

⚡ Went 4-0 with a 1.98 ERA (8 ER/36.1 IP) in 5 June starts.

⚡ Had back-to-back 10-K games on 7/31 at West Tennessee (season-high 11) and 8/6 vs. Birmingham (10).

⚡ Was promoted to Triple-A Tucson following the Double-A season and started the Sidewinders season finale at Tacoma on 9/4 (1 ER in 5.0 IP).

⚡ Made 1 start during Pacific Coast League playoffs on 9/15 at Round Rock...Received a no-decision (2 ER in 5.2 IP) in Championship Series-clinching Game 3 as Tucson captured the PCL title.

2005: Was with Single-A South Bend...Shared the team lead with 11 victories and finished 2nd in the Midwest League with 144 strikeouts.

⚡ Named to the Midwest League's mid-season All-Star team.

⚡ Recorded season-high 10 strikeouts while tossing 7.0 scoreless innings of 2-hit ball in a win on 5/5 vs. Clinton.

⚡ Tossed a 5-hit shutout for his 1st career complete game on 8/8 vs. Lansing.

2004: Spent 1st professional season with Short-A Yakima.

⚡ Limited opponents to a .210 AVG (22-for-105) in 7 starts...Fanned 11 batters in 6.0 IP in final start on 9/1 vs. Spokane.

⚡ Following the season, was tabbed by *Baseball America* as having the best fastball in the Arizona organization...Was chosen by *Baseball America* as the No. 17 prospect in the Northwest League.

PERSONAL

⚡ Is a 2001 graduate of St. Stephens (TX) High School, where he played baseball (4 years), basketball (4 years) and football (2 years)...Was named All-State in basketball his senior year.

ROSS OHLENDORF, CONTINUED

🔴 Played at Princeton University, where he was named Ivy League Rookie of the Year in 2002...Named a Player to Watch, chosen as All-Ivy League Conference and All-America 3rd team in 2004...Also named the Ivy League's Player of the Year by *Baseball America* in 2004 and was selected as the Ivy League's Top Prospect that year.

🔴 Played for Chatham in the Cape Cod League in 2003.

🔴 Was the 24th Princeton alum to play in the Majors, 1st since Chris Young debuted with Texas in 2004.

🔴 His family owns and operates a longhorn cattle ranch (Rocking O Ranch) near Austin, TX...Had an 8-week internship with the Department of Agriculture in Washington, DC in October-November 2009 where he put in 20-hour work weeks tracking diseases in livestock and conducting research in conjunction with the National Animal Identification System...Met First Lady Michelle Obama on 11/18/09.

ROSS OHLENDORF'S CAREER RECORD

YEAR	CLUB	W-L	ERA	G	GS	CG	SHO	SV	IP	H	R	ER	HR	HB	BB	SO	WP	BK
2004	Yakima	2-3	2.79	7	7	0	0	0	29.0	22	14	9	1	4	19	28	9	0
2005	South Bend	11-10	4.53	27	26	1	1	0	157.0	181	97	79	10	10	48	144	9	0
2006	Tennessee	10-8	3.29	27	27	4	2	0	177.2	180	70	65	13	8	29	125	15	1
	Tucson	0-0	1.80	1	1	0	0	0	5.0	6	1	1	0	1	0	4	0	0
2007	Scranton/WB	3-3	5.02	21	9	0	0	0	66.1	86	39	37	7	2	24	48	4	1
	NY YANKEES	0-0	2.84	6	0	0	0	0	6.1	5	2	2	1	0	2	9	0	0
	GCL Yankees	1-1	3.94	4	4	0	0	0	16.0	13	8	7	2	3	1	17	1	0
2008	Scranton/WB	1-1	4.03	5	5	0	0	0	22.1	28	11	10	0	2	5	25	2	0
	NY YANKEES	1-1	6.53	25	0	0	0	0	40.0	50	31	29	7	1	19	36	6	0
	Indianapolis	4-3	3.47	7	7	0	0	0	46.2	46	18	18	7	1	8	40	1	0
	PIRATES	0-3	6.35	5	5	0	0	0	22.2	36	18	16	3	0	12	13	4	1
2009	PIRATES	11-10	3.92	29	29	0	0	0	176.2	165	80	77	25	7	53	109	2	1
2010	Altoona	0-0	0.00	1	1	0	0	0	4.0	3	0	0	0	0	1	6	0	0
	PIRATES	1-11	4.07	21	21	0	0	0	108.1	106	54	49	12	6	44	79	5	0
2011	Bradenton	0-0	4.50	2	2	0	0	0	8.0	10	4	4	0	1	1	6	0	0
	PIRATES	1-3	8.15	9	9	0	0	0	38.2	60	38	35	9	6	15	27	2	0
	Altoona	0-0	3.86	1	1	0	0	0	4.2	5	2	2	1	0	1	3	0	0
	Indianapolis	1-1	3.33	4	4	0	0	0	24.1	22	10	9	2	1	8	12	1	1
Major League Totals		14-28	4.77	95	64	0	0	0	392.2	422	223	208	57	20	145	273	19	2
Minor League Totals		33-30	3.87	107	94	5	3	0	561.0	602	274	241	43	33	145	458	42	3

2004 Signed by the Arizona Diamondbacks as a 4th-round selection in the First-Year Player Draft

2007 Acquired by the New York Yankees with INF Albert Gonzalez, RHPs Steven Jackson and Luis Vizcaino in exchange for LHP Randy Johnson and cash considerations on 1/9

2008 Acquired by the Pittsburgh Pirates with RHPs Jeff Karstens and Daniel McCutchen and OF Jose Tabata in exchange for OF Xavier Nady and LHP Damaso Marte on 7/26

2012 Signed by the Boston Red Sox as a minor league free agent on 2/15

DIVISION SERIES RECORD

YEAR	CLUB	W-L	ERA	G	GS	CG	SHO	SV	IP	H	R	ER	HR	HB	BB	SO	WP	BK
2007	NY Yankees vs. CLE	0-0	27.00	1	0	0	0	0	1.0	4	3	3	1	1	1	0	0	0

CAREER FIELDING RECORD

YEAR	CLUB	POS	PCT.	G	GS	PO	A	E	TC	DP
2007	NY YANKEES	P	-	6	0	0	0	0	0	0
2008	NY YANKEES	P	1.000	25	0	0	2	0	2	0
	PITTSBURGH	P	1.000	5	5	0	2	0	2	1
2009	PITTSBURGH	P	.976	29	29	14	27	1	42	3
2010	PITTSBURGH	P	.778	21	21	6	8	4	18	0
2011	PITTSBURGH	P	1.000	9	9	1	4	0	5	0
Career Totals		P	.928	95	64	21	43	5	69	

CAREER BATTING TOTALS

	AVG.	G	AB	R	H	2B	3B	HR	RBI	SH	SF	HB	BB	SO	SB	CS	E
Major League Totals	.085	95	106	3	9	0	0	1	4	7	0	0	3	48	0	0	5

SINGLE-GAME HIGHS

INNINGS PITCHED

8.0, 2 times, last 8/18/10 for PIT vs. FLA (start)
3.1, 3 times, last 5/20/08 for NYY vs. BAL (relief)

LOW-HIT COMPLETE GAME

None

STRIKEOUTS

11, 9/5/09 for PIT vs. STL

HITS ALLOWED

11, 8/23/11 for PIT vs. MIL

RUNS ALLOWED

7, 2 times, last 9/21/11 for PIT at ARI

WALKS ALLOWED

5, 2 times, last 5/26/10 for PIT at CIN

HOME RUNS ALLOWED

3, 2 times, last 9/27/11 for PIT at MIL

WINNING STREAK

3, 2 times, last 7/31/09-8/18/09

EJECTIONS

None

DAVID ORTIZ • 34 • DH / I B



FULL NAME: David Americo Ortiz
BATS: Left **THROWS:** Left **HEIGHT:** 6-4 **WEIGHT:** 230
OPENING DAY AGE: 36
BORN: November 18, 1975 in Santo Domingo, DR
RESIDES: Santo Domingo, DR
MAJOR LEAGUE SERVICE: 13 years, 48 days
ACQUIRED: Signed as a free agent on January 22, 2003
SIGNED BY: Ramon De Los Santos (Mariners)
CONTRACT STATUS: Signed through 2012

CAREER HIGHLIGHTS

🔴 Is a 7-time American League All-Star, earning the honor in 5 straight campaigns from 2004-08 and in each of the last 2 seasons, 2010-11...Elected to start 4 years in a row from 2005-08 (did not play in 2008 due to injury) and again in 2011...4 selections have come as a DH (2005, 2008, 2010-11) and 3 at 1st base (2004, 2006-07)...Has competed in the Home Run Derby 5 times, winning in 2010...Also served as captain of the victorious AL squad for the 2011 Derby.

🔴 Won the Edgar Martinez Outstanding Designated Hitter Award 6 times, including 5 consecutive from 2003-07 and for the 2011 season...Passed Martinez (1995, 1997-98, 2000-01) for the most awards since its 1973 inception.

🔴 Named as the DH on the AL Silver Slugger team on 5 occasions, with 4 straight from 2004-07 and again in 2011...Marks the most such honors at the position, passing Edgar Martinez and Paul Molitor who won it 4 times each.

🔴 Tabbed by *The Sporting News* as the designated hitter of the decade in a poll released in 2009...Chosen as the AL's DH on *TSN's* post-season all-star team in each of 4 years from 2004-07 and in 2011.

🔴 Garnered 3 consecutive Thomas A. Yawkey Awards as the Red Sox MVP from 2004-06 in a vote of Boston BBWAA members...Joins Mo Vaughn (4, 1993-96) and Roger Clemens (3, 1990-92) as the only players to receive the Yawkey Award in as many as 3 straight seasons.

🔴 Was the only player to rank among the top 5 in the BBWAA AL MVP voting between 2003-07: 2003, 5th; 2004, 4th; 2005, 2nd; 2006, 3rd; and 2007, 4th.

🔴 Won the 2005 American League Hank Aaron Award, given to the top offensive performers in each league, and the 2006 Josh Gibson Award, presented by the National Negro Leagues Museum to each league's home run champion.

🔴 Received the prestigious Roberto Clemente Award in 2011...Presented annually, the award recognizes the Major League player who best represents the game of baseball through positive contributions on and off the field...Became the 2nd Red Sox to receive the national honor (Tim Wakefield, 2010)...Was also given the 2011 Tim Wakefield Award for community service from the Boston baseball writers.

🔴 Ranks tied for 64th (also Matt Williams) on the all-time home run list with 378 career long balls, 10th among players active in 2011...1 of 11 active players with at least 350 HR and 1,000 RBI.

🔴 Owns all-time record for homers and RBI as a designated hitter with 333 and 1,094 respectively...Passed Frank Thomas (269) for the HR mark in 2009 and Edgar Martinez (1,003) for the RBI record in 2011...Leads all DH's with at least 2,400 plate appearances with a .554 SLG pct., and also tops DH's with 915 runs, 385 doubles, 733 extra-base hits and 2,921 total bases...Is 2nd with 1,413 games and 5,270 at-bats, 3rd with 824 walks, and 4th with 1,507 hits and 15 triples at the position.

🔴 Ranks among all-time Red Sox leaders in homers (5th, 320), RBI (6th, 1,028), extra-base hits (6th, 681), doubles (7th, 348), walks (7th, 769), total bases (7th, 2,701) and runs (9th, 844)...Is 4th in team history (min. 3,000 PA) with a .570 SLG pct. behind Ted Williams (.634), Jimmie Foxx (.605) and Manny Ramirez (.588) and 4th behind that same group with a .958 OPS (Williams 1.116, Foxx 1.034, Ramirez .999).

🔴 His 151 career shots at Fenway Park are 5th most all-time at the ballpark behind Ted Williams (248), Carl Yastrzemski (237), Jim Rice (208) and Dwight Evans (199).

🔴 Has homered at least 20 times in each of the last 10 seasons beginning in 2002, 1 of 3 Major Leaguers to accomplish that feat along with Albert Pujols and Alfonso Soriano...9 of those campaigns have come with Boston, 4th-most as a Red Sox after Ted Williams (16), Dwight Evans (11) and Jim Rice (11).

ALL-TIME LEADERS AS DESIGNATED HITTER

HOME RUNS

RK	PLAYER	HR
1.	David Ortiz	333
2.	Frank Thomas	269
3.	Edgar Martinez	243
4.	Harold Baines	235
5.	Don Baylor	219

RBI

RK	PLAYER	RBI
1.	David Ortiz	1,094
2.	Edgar Martinez	1,003
3.	Harold Baines	978
4.	Frank Thomas	881
5.	Hal McCrae	808

- 🔴 Hit at least 25 homers 8 times, all with the Sox...Marks the 2nd-most, 25-homer campaigns in club history behind Ted Williams (14).
- 🔴 Has tallied 6 career, 30-homer seasons, also all with the Red Sox...Tied with Manny Ramirez for 2nd in club history after Ted Williams (8)...Recorded 5 straight 30-homer seasons from 2003-07, matching Jimmie Foxx (1936-40) for the 2nd-longest streak in Red Sox history behind Manny Ramirez (6, 2001-06).
- 🔴 Also has 6 seasons with at least 100 RBI, all with Boston, tied for 3rd most in club history (also Bobby Doerr, Jimmie Foxx and Manny Ramirez) behind Ted Williams (9) and Jim Rice (8).
- 🔴 With 30-plus homers and 100-plus RBI in 5 straight seasons from 2003-07, became the 9th left-handed hitter in Major League history to accomplish that feat...Is 1 of 2 Red Sox players to ever do it, joining Manny Ramirez (6, 2001-06) and Jimmie Foxx (1936-40).
- 🔴 Owns 6 career campaigns with at least 30 homers and 100 RBI, all since 2003, tied for 2nd most in the AL in that time with Mark Teixeira after Alex Rodriguez (8)...Tied with Adam Dunn and Ryan Howard for the most such seasons among all left-handed hitters in the Majors since 2003.
- 🔴 Has registered 5 career seasons with at least 30 homers as a DH, an all-time record...Frank Thomas and Jim Thome are 2nd on that list at 3...5 seasons with 100+ RBI as a DH match Edgar Martinez's all-time mark.
- 🔴 Places tied for 2nd in franchise history (also Jim Rice) with 35 multi-homer games with Boston, behind only Ted Williams (37)...Has 37 career multi-homer tilts overall (2 with Twins).
- 🔴 Ranks tied for 8th all-time with 10 career walk-off home runs, tied for 2nd among active players with Albert Pujols behind Jim Thome (12)...Has 9 with the Red Sox, the most in club history...Passed Jimmie Foxx (8) for that mark on 8/26/09...Overall has 18 regular-season, walk-off hits in his career, tops among active players...Has 15 with Boston and also had 3 walk-off hits, including 2 home runs, in the Sox 2004 postseason run.
- 🔴 Has 10 career grand slams and 9 with Boston, tied for the 2nd-highest total in club history with Rico Petrocelli behind only Ted Williams (17)...Of his 10 slams, 9 have come at Fenway Park (1 with Minnesota), the most all-time at the ballpark.
- 🔴 Is 1 of 3 players with at least 1 triple in each of 12 seasons in the AL from 2000-11, along with Johnny Damon and Carlos Guillen.
- 🔴 Joins Carlos Lee and Albert Pujols as the only Major Leaguers with at least 50 extra-base hits in all 10 years since 2002...Has 9 straight 50 extra-base hit campaigns with Boston from 2003-11, tied with Bobby Doerr for 5th-most in club history behind Ted Williams (15), Jim Rice (11), Carl Yastrzemski (11) and Dwight Evans (10).
- 🔴 Since joining the Red Sox prior to the 2003 season, ranks 2nd in the Majors with 1,028 RBI, trailing Albert Pujols (1,072)...Is also 2nd to Pujols (281 GA RBI, 368 2B, 751 XBH, .624) with 246 go-ahead RBI, 348 doubles, 681 extra-base hits and a .570 SLG pct. in that span, and tied for 2nd with 128 game-winning RBI (with Alex Rodriguez; Pujols, 169)...Also among ML leaders since 2003 in OPS (3rd, .958), homers (T-3rd, 320), total bases (4th, 2,701) and walks (6th, 769).
- 🔴 Had 142 homers from 2004-06, most in 3-season span in Sox team history...Joined Manny Ramirez (2001, '04-05) and Carl Yastrzemski (1967, '69-70) as only Boston players to have 3 seasons with 40-plus homers.
- 🔴 Led the American League with a club-record 54 homers in 2006...Eclipsed Sox mark of 50 set by Jimmie Foxx in 1938...Also tied Babe Ruth's 1927 AL record with 32 road home runs that year...Collected an AL-best (T-2nd in the ML) 137 RBI that year, becoming the 1st Boston player to lead the AL in both homers and RBI in the same season since Tony Armas in 1984.

ALL-TIME MAJOR LEAGUE WALK-OFF HOME RUN LEADERS

RK	PLAYER	WALK-OFF HR
1.	Jimmie Foxx	12
	Mickey Mantle	12
	Stan Musial	12
	Frank Robinson	12
	Babe Ruth	12
	Jim Thome*	12
7.	Tony Perez	11
8.	Dick Allen	10
	Harold Baines	10
	Barry Bonds	10
	Reggie Jackson	10
	David Ortiz*	10
	Mike Schmidt	10
	Sammy Sosa	10
	Albert Pujols*	10

* Active



🔴 With AL-highs in RBI in both 2005 (148) and 2006, was the 1st to lead league in RBI in consecutive seasons since Cleveland's Albert Belle in 1995 (126-tied with Mo Vaughn) and 1996 (148)...Last Red Sox player to do it was Jackie Jensen in 1958 (122) and 1959 (112).

🔴 Topped AL in walks in consecutive years in 2006 (119) and 2007 (111), the 1st Red Sox player to do that since Ted Williams in 4 straight seasons from 1946-49...Paced the Majors with a .445 on-base percentage in 2007.

🔴 Notched at least 30 doubles in each of 5 seasons from 2007-11, 1 of 8 Major Leaguers to accomplish that feat, along with Miguel Cabrera, Robinson Cano, Andre Ethier, Matt Holliday, Raul Ibanez, Nick Markakis and Michael Young.

🔴 Has a .283 AVG (69-for-244) with 12 homers and 47 RBI in 66 career playoff games with Minnesota and Boston...Tied with Chipper Jones and Albert Pujols for 5th all-time with 18 postseason doubles and tied with Jones for 7th in RBI...Is the Red Sox career leader in playoff runs (39), hits (61), doubles (15), homers (12), RBI (43), total bases (116) and walks (41)...Also ranks among Sox qualifiers (min. 75 PA) in OBP (4th, .400) and SLG (6th, .540).

🔴 Has 2 World Series rings with Boston from the 2004 and 2007 championships.

🔴 En route to the 2004 title, hit .400 (22-for-55) with 5 homers and 19 RBI in 14 playoff games...RBI total tied Sandy Alomar, Jr. in 1997 and Scott Spiezio in 2002 for a then-most ever in a single postseason (passed by David Freese with 21 in 2011)...Had 3 walk-off hits, most ever for a player in a single postseason and 1 more than previous postseason career-best for an individual...Ended the ALDS vs. the Angels with a 2-run, walk-off, 10th-inning homer off Jarrod Washburn in Game 3 on 10/8 at Fenway Park.

🔴 Named MVP of the 2004 ALCS with a .387 clip (12-for-31), 3 homers and 11 RBI in 7 games vs. NYY...Won Games 4 and 5 with walk-off hits – a 12th-inning homer off Paul Quantrill in Game 4 on 10/17 and a 14th-inning single off Esteban Loaiza the following night...Also homered off Tom Gordon in Game 5 and Kevin Brown in Game 7.

🔴 Hit .308 (4-for-13) with a homer and 4 RBI in 4-game sweep of St. Louis in the 2004 World Series...Became 28th player to homer in 1st Series at-bat with 3-run blast off Woody Williams in 1st inning on 10/23, the 2nd Red Sox player to accomplish that feat (Jose Santiago, 10/4/67).

🔴 In 2007 playoffs, logged the highest AVG (.714), OBP (.846) and SLG pct. (1.571) ever in a Division Series (minimum 10 PA) with the most walks (6) and homers (tied, 2) ever in a 3-game DS.

2011: Won his 6th Edgar Martinez Outstanding Designated Hitter Award and 5th Silver Slugger at DH...Selected an All-Star for the 7th time and received the national Roberto Clemente Award.

🔴 Received 73 1st-place votes out of 84 ballots cast to garner the Edgar Martinez Outstanding DH Award...His 6 such awards pass Martinez (1995, 1997-98, 2000-01) for the most Outstanding DH honors since it started in 1973.

🔴 With 5th Silver Slugger Award at DH, moved past Edgar Martinez and Paul Molitor for the most ever at the position...Also named the DH on *The Sporting News's* AL All-Star squad after the season.

🔴 Recognized for positive contributions on and off the field with the prestigious Roberto Clemente Award, presented in an on-field ceremony prior to Game 2 of the World Series in St. Louis...Also received the Tim Wakefield Award from the Boston Chapter of the BBWAA.

🔴 162 hits, 70 extra-base hits, 40 doubles, .309 AVG, .398 OBP, .554 SLG and .953 OPS were all his best marks since 2007.

🔴 Finished among AL leaders in AVG (6th, .309), SLG (4th, .554), OBP (4th, .398), OPS (4th, .953), multi-hit games (9th, 51), extra-base hits (T-9th, 70), walks (T-9th, 78), intentional walks (8th, 12), home AVG (4th, .342) and AVG vs. LHP (8th, .329).

🔴 Among designated hitters with 100 at-bats, finished 1st in homers (28), RBI (94), runs (82), walks (76), total bases (287) and SLG pct. (.561) at the position...Tied for 1st among that group in doubles (40), 2nd in OBP (.403), and 3rd in hits (161) and AVG (.314).

🔴 29 home runs were 2nd-most on the team (Jacoby Ellsbury, 32) and tied for 13th in the AL...Marked 8th season with at least 25 homers, all with Boston...Passed Jim Rice (7 seasons) for the 2nd-most 25-homer campaigns ever for a Red Sox batter behind only Ted Williams (14).

🔴 Hit at least 20 homers for the 10th straight year since 2002, including 9 with Boston...Moved past Manny Ramirez and Carl Yastrzemski (8 each) for 4th-most 20-homer seasons as a Red Sox after Ted Williams (16), Dwight Evans (11) and Jim Rice (11).

🔴 Voted by the fans as the AL's starter at DH for the All-Star Game on 7/12 in Arizona (went 0-for-2 in the game)...Marked 7th All-Star selection, 5th nod as a starter...Received 6,324,793 votes, 4th-most in the Majors...Also served as captain of the victorious AL squad for the Home Run Derby, his 5th career Derby.

🔴 Had a career-high tying 4 hits 3 times: 7/26 vs. KC, 8/8 at MIN and 9/6 at TOR...Collected a season-high 5 RBI on 7/26, most since he drove in 6 on 8/12/08 vs. TEX and 8th career game with at least 5 RBI...Set a career single-game mark with 3 doubles on 7/26.

🔴 Homered in each of the Sox 1st 2 games of 2011, 4/1-2 at TEX, the 1st time he has ever gone deep in his 1st 2 tilts of any season.

MOST 25-HOMER SEASONS IN RED SOX HISTORY

RK	PLAYER	#SEASONS
1	Ted Williams	14
2	David Ortiz	8
3	Jim Rice	7
T-4	Manny Ramirez	6
T-4	Mo Vaughn	6

With 3 RBI on 4/2 vs. TEX, reached 1,004 as a DH...Moved past Edgar Martinez (1,003) for the most RBI ever at the position.

Recorded 38 hits in May, tying his career high for a single month (also June 2004)...The 38 knocks tied for 2nd-most in the AL with teammate Jacoby Ellsbury, behind only teammate Adrian Gonzalez (42)...Also tied for 2nd in the AL with 10 homers in the month and hit a team-best .342 (min. 50 PA), 9th in the AL.

Tallied a 14-game home hit streak, 5/19-6/20, batting .491 (27-for-55) with 9 doubles, 4 homers, 13 RBI and 14 runs...Was 1 shy of his longest career stretch at Fenway Park behind a 15-gamer, 7/4-8/13/07...Multi-hits in 5 straight home games from 5/22-6/3 (10-for-18, .556), the longest such streak of his career at Fenway Park...Matched the 5-game multi-hit home stretch from 8/7-30 (12-for-20, .600).

Knocked 300th home run as a Red Sox on 5/21 vs. CHC...Became the 5th player ever to reach that mark with Boston, joining Ted Williams (521), Carl Yastrzemski (452), Jim Rice (382) and Dwight Evans (379).

Drove in the game-winning run with a pinch-hit homer off Jose Valverde in the 9th on 5/29 at DET (GM 1)...Marked his 4th career homer in the pinch, 1st since 4/27/03 at LAA, his 1st long ball as a Red Sox.

Named AL Player of the Week for 5/30-6/5, his 5th career weekly honor, 1st since 2007...Tied for the AL lead with 4 doubles, 6 extra-base hits and 22 total bases, and was 2nd in the circuit with 12 hits (tied), a .545 AVG, 1.000 SLG and .583 OBP during that span.

Made 2 starts at 1st base during Interleague Play, 6/29 at PHI and 7/2 at HOU.

8th-inning double on 7/4 vs. TOR snapped a career-long 0-for-23 drought at the plate.

HR in the 7th on 7/7 vs. BAL was 1st of 3 straight Red Sox homers, followed by Josh Reddick and Jarrod Saltalamacchia.

Ejected by home-plate umpire Mike Estabrook in the bottom of the 8th inning on 7/8 vs. BAL after a benches-clearing incident, his 9th career ejection...Received a 3-game suspension for his actions in that game which was served over a 3-game series in Baltimore, 7/18-20.

Hit .304 (92-for-303) before the All-Star Game, batting over .300 at the break for the 1st time since 2007 (.314)...19 homers at the break were most since 31 in 2006.

Hit 10th career grand slam 7/27 vs. KC off Bruce Chen, his 9th with Boston, tying Rico Petrocelli for 2nd on the club's all-time list after Ted Williams (17)...Was his 9th slam at Fenway, extending his lead all-time at the ballpark.

With his grand slam on 7/27, reached the 1,000 RBI mark as a Red Sox...Became the 6th player in club history to reach the mark, joining Carl Yastrzemski (1,844), Ted Williams (1,839), Jim Rice (1,451), Dwight Evans (1,346) and Bobby Doerr (1,247).

With 5 RBI on 7/26 and 4 on 7/27, marked his 3rd time collecting at least 4 RBI in back-to-back games and 1st since 9/19-20/05 (4 in each).

Hit .411 (30-for-73) in August, the 2nd-highest mark in the Majors during the month (min. 50 PA) behind Cleveland's Jack Hannahan (.420)...Was his 2nd-highest AVG in a month in which he played at least 5 games behind a .421 clip over 25 games in July 2000.

Tallied season-long 15-game hit streak from 8/7-9/1, the 2nd-longest stretch of his career behind a 19-gamer in 2002...Batted .500 (28-for-56) with 7 doubles, 7 homers, 16 RBI, 13 runs and 9 walks over the 15 tilts.

Missed 9 games from 8/16-23 with right heel bursitis...Hit .339 (41-for-121) with 10 doubles, 5 homers, 17 RBI, 20 runs and 20 walks in 33 games after returning to lineup on 8/24 at TEX.

2010: Tallied 6th career 30-homer, 100-RBI campaign, tying Manny Ramirez for 2nd most in club history...Named to 6th American League All-Star team.

Led the Sox with 32 homers, 102 RBI (tied with Adrian Beltre) and 82 walks...Were best marks in each category since 2007 (35 HR, 117 RBI, 111 BB).

Ranked among AL leaders in homers (T-5th, 32), RBI (T-10th, 102), walks (9th, 82), intentional walks (T-2nd, 14), extra-base hits (T-9th, 69), SLG (8th, .529), OPS (8th, .899), home run ratio (T-4th, 16.19 AB/HR) and RBI ratio (5th, 5.08 AB/RBI)...Tied Texas' Josh Hamilton for the most homers by a left-handed AL hitter.

Marked 6th career, 30-homer season, all with the Sox, tying Manny Ramirez for 2nd in club history after Ted Williams (8)...Also 6th triple-digit RBI season, tied for 3rd most in club history behind Ted Williams (9) and Jim Rice (8)...Only Ted Williams has more 30-HR, 100-RBI seasons with Boston (7).

5th year with at least 30 homers as a DH, extending his all-time record, and 5th campaign with 100+ RBI as a DH, tying Edgar Martinez for the all-time mark...Last RBI of the season, an RBI single in the 4th inning on 9/29 at CWS, was the 1,000th of his career as a DH.

Hit just 1 homer with 4 RBI in April but cracked 31 beginning 5/1, tied for 3rd in the AL in that time...After April, also ranked among circuit leaders in RBI (7th, 98), walks (7th, 75), extra-base hits (T-4th, 63) and SLG (4th, .558).

MOST 30-HOMER SEASONS IN RED SOX HISTORY

RK	PLAYER	#SEASONS
1	Ted Williams	8
T-2	David Ortiz	6
T-2	Manny Ramirez	6
4	Jimmie Foxx	5
T-5	Jim Rice	4
T-5	Mo Vaughn	4

ORTIZ'S CAREER WALK-OFF HITS WITH THE RED SOX

DATE	INNING	OPPONENT	PITCHER	TYPE OF HIT
7/31/10	9	Detroit	Coke	Double
8/26/09	9	CHI White Sox	Pena	Home Run
9/12/07	9	Tampa Bay	Reyes	Home Run
7/31/06	9	Cleveland	Carmona	Home Run
7/29/06	11	LA Angels	Romero	Single
6/26/06	12	Philadelphia	Condrey	Single
6/24/06	10	Philadelphia	Gordon	Home Run
6/11/06 (1)	9	Texas	Otsuka	Home Run
9/29/05	9	Toronto	Batista	Single
9/6/05	9	LA Angels	Shields	Home Run
6/2/05	9	Baltimore	Ryan	Home Run
10/18/04 (ALCS 5)	14	NY Yankees	Loaiza	Single
10/17/04 (ALCS 4)	12	NY Yankees	Quantrill	Home Run
10/8/04 (ALDS 3)	10	LA Angels	Washburn	Home Run
6/11/04	9	LA Dodgers	Martin	Single
4/11/04	12	Toronto	A. Lopez	Home Run
9/23/03	10	Baltimore	Ainsworth	Home Run
7/26/03	9	NY Yankees	Benitez	Single

☛ Matched career high with 2 homers on 5/1 at BAL, 5/14 at DET and 7/26 at LAA.

☛ Named AL Player of the Month for May after hitting 10 homers, tied for 2nd in the Majors and his largest total in any month since August 2006 (10)...Also finished among May AL leaders in SLG (1st, .788), OPS (1st, 1.211), RBI (T-2nd, 27), AVG (4th, .363) and total bases (T-5th, 63)...Had at least 10 homers, 25 RBI and a .350 average in a month for the 2nd time in his career, also June of 2004 (10 HR, 31 RBI, .365 AVG)...Marked his 4th monthly honor (also September 2005, July 2006 and September 2007)...Jon Lester won Pitcher of the Month, the 1st pair of teammates to capture both awards in the same month since June 2006 (Minnesota's Joe Mauer and Johan Santana) and the 3rd pair of Red Sox teammates ever to do so, joining Dwight Evans and Mark Clear in May 1981, and Nomar Garciaparra and Pedro Martinez in May 1999.

☛ Led the Majors with 21 walks in June, tied for his most June walks ever (also 2006) and most in any month since August 2008 (25)...Ranked among June AL leaders in extra-base hits (T-6th, 13), runs (7th, 20), homers (T-7th, 6) and RBI (T-8th, 22).

☛ Elected by Player Ballot to his 6th career All-Star Game, 3rd as a DH...Pinch-hit in the 6th and finished 1-for-2 with a single in the 7/13 exhibition at Angel Stadium.

☛ Won the Home Run Derby on 7/12 at Anaheim with 32 long balls over the competition's 3 rounds, including an 11-homer total to defeat Florida's Hanley Ramirez in the final round...Became the 1st Red Sox player to win the Home Run Derby, and at 34 years and 236 days old became the oldest Derby winner since the event became a 3-round competition in 1996, passing Luis Gonzalez (33 years, 309 days in 2001).

☛ Issued 6 intentional walks in July, 4th-most in the Majors, and ranked among AL July leaders in overall walks (T-4th, 19), RBI (T-8th, 18) and HR (T-11th, 5).

☛ Tied a career high with 3 intentional walks on 7/6 at TB (also 7/7/07 at DET).

☛ Collected a pair of double-digit hit streaks (13 games from 7/22-8/4 and 11 games from 8/8-20) for the 1st time in a single season since 2005.

☛ Hit 9th career grand slam on 7/30 vs. DET, 8th with Boston and 8th at Fenway (1 with MIN)...Became the all-time grand slams leader at Fenway Park, passing Jim Rice and Ted Williams (both 7).

☛ Hit a walk-off, 3-run double on 7/31 vs. DET, his 18th career walk-off hit.

☛ Drove in 20 runs in 21 games from 9/5-29 and tied for 4th in the AL with 23 total RBI in September...Recorded multiple hits in 6 of his last 10 games beginning 9/22, batting at a .429 clip (15-for-35) with 2 homers, 10 RBI and 6 walks in that time to raise his season average from .259 to .270.

2009: Set all-time mark for homers by a DH, ending the season with 274 at the position.

☛ The Red Sox posted a 23-4 record when he went deep in 2009.

☛ Placed 4th in the AL with 43, 2-out RBI behind New York's Mark Teixeira (46), Los Angeles' Kendry Morales (45) and teammate Kevin Youkilis (44).

☛ Tied for 7th in the AL with 27 multi-RBI tilts, including a season-high 4 twice (7/8 vs. OAK and 9/23 at KC).

☛ Saw most action from the No. 5 spot in the lineup, batting .275 (56-for-204) with 16 homers and 43 RBI in 56 games (55 GS)...Also started in the No. 3 (40), No. 4 (23), No. 6 (24) and No. 7 (2) spots...Batted 6th on 5/26 at MIN, marking his 1st start in any spot other than 3rd since 5/13/05 at SEA (4th) and 1st in the 6-hole since 5/11/04 vs. CLE.

☛ Hit just .218 (84-for-386) in his 1st 106 games 4/7-8/13 but batted .290 (45-for-155) over his final 44 tilts.

☛ Drew at least 1 walk in 10 straight games from 4/30-5/19, the longest streak by a Sox hitter since he did it over 11 contests from 9/2-9/13/05...His only longer stretch was a 12-gamer, 7/27-8/9/05.

☛ Did not hit 1st home run until 5/20 vs. TOR, his 1st roundtripper since 9/22/08...Ended a career-high span of 149 at-bats without a homer...Tied with Minnesota's Michael Cuddyer, Toronto's Adam Lind and New York's Mark Teixeira for the AL lead with 28 homers from 5/20 through the end of the regular season.

- 🔴 Led the AL with 27 homers beginning 6/6 and tied the Angels Bobby Abreu and Yankees Alex Rodriguez for the league lead with 78 RBI in that time.
- 🔴 Was 3rd in the AL with a .653 SLG pct. in June, batting .320 (24-for-75) with 7 homers and 18 RBI in that month...Finished 2nd in the league with 24 RBI in July.
- 🔴 Collected 1,000th career RBI with a 3-run homer, 6/24 at WSH.
- 🔴 Knocked 300th career home run off Luke Hochevar on 7/9 vs. KC...Became the 8th player to hit his 300th homer for Boston and the 4th to do so at Fenway Park, joining Ted Williams (1951), Dwight Evans (1987) and Manny Ramirez (2002).
- 🔴 Notched 1,000th hit as a member of the Red Sox with a home run on 7/11 vs. the Royals...Became 30th player in club history to reach that mark and the 1st to homer for No. 1,000 since Carlton Fisk on 6/1/80 vs. MIL.
- 🔴 Hit 10th career walk-off home run on 8/26 off Chicago's (AL) Tony Pena to give Boston a 3-2 victory...Marked his 9th as a member of the Red Sox, passing Jimmie Foxx (8) for the most in club history...Was also his 2nd roundtripper of the game.
- 🔴 Belted 270th career home run as a designated hitter off Jose Arredondo on 9/15 vs. LAA, passing Frank Thomas (269) for the all-time lead in that category.

POSTSEASON: Started as the DH in all 3 of the Sox ALDS losses to the Angels.

2008: Appeared in just 109 games due to injuries, starting 108 as the DH...Finished 2nd on the club with 23 homers, 89 RBI and 70 walks.

- 🔴 Did not appear in a game defensively for the 1st time in his career.
- 🔴 Homered twice in a game on 3 occasions: 5/18 vs. MIL, 8/12 vs. TEX (both in 1st inning) and 9/17 at TB.
- 🔴 Homered once in 1st 16 games through 4/17...Went deep just once in a 27-game period from 8/16-9/14, including a 19-game drought from 8/16-9/6, matching his then-longest with Boston...Had 5 homers in final 10 tilts.
- 🔴 Posted a .336 clip (43-for-128) with men in scoring position (13th in AL) and hit .346 (18-for-52) with 2 outs in that situation (10th in AL).
- 🔴 Finished tied for 5th in the AL with 12 intentional walks.
- 🔴 Drove in 22 of 89 RBI against the Rangers, tied for the most ever in a single season for a Red Sox player vs. TEX (also Tony Conigliaro in 1970)...Had games of 6 (8/12) and 5 (4/18) RBI against TEX.
- 🔴 Was just 3-for-43 (.070) in his 1st 12 games through 4/12, the lowest mark among Major League qualifiers at that point...Hit .299 (50-for-167) over his next 42 games and was at .252 when disabled on 6/1...After return on 7/25, batted .277 (57-for-206) with 10 homers and 46 RBI in final 55 games.
- 🔴 Missed time in April and May with a sore right knee.
- 🔴 Connected for 8th career grand slam, 4/18 vs. TEX off Luis Mendoza...Drove in 15 runs over 7 games, 4/18-24.
- 🔴 Had the Red Sox only hit, a 7th-inning single, on 5/24 at OAK, breaking up Justin Duchscherer's no-hit bid.
- 🔴 Sustained a partially torn tendon sheath in his left wrist on a swing in the 9th inning on 5/31 at BAL...Put on the 15-day DL on 6/3 (retro to 6/1) and missed a total of 45 games before being activated on 7/25 after rehab stints with Triple-A Pawtucket and Double-A Portland...Did not need surgery to repair the injury.
- 🔴 Elected to start All-Star Game for 4th consecutive year but replaced due to injury...Marked 5th straight selection.
- 🔴 Knocked 2 homers and collected 6 RBI in a 10-run Red Sox 1st inning on 8/12 vs. TEX...Was the 4th player in Sox history to hit 2 homers in an inning, joining Nomar Garciaparra (3rd inning, 7/23/02-G1 vs. TB), Ellis Burks (4th, 8/27/90 at CLE) and Bill Regan (4th, 6/16/1928 at CHI), and 54th time in Major League history that a player hit 2 home runs in a frame...The 6 RBI tied a then-AL record for a single inning (since passed by NYY's Alex Rodriguez with 7 in the 6th inning on 10/4/09 at TB)...Marked the 3rd time that a Red Sox recorded 6 RBI in an inning, previously done by Carlos Quintana (3rd, 7/30/91 vs. TEX) and Tom McBride (4th, 8/4/45-G2 at WSH).
- 🔴 Tied for 3rd in the AL with 23 RBI in September.

POSTSEASON: Batted .186 (8-for-43) with 1 homer and 5 RBI over all 11 of the Sox postseason games...Reached base safely in all 4 ALDS games against the Angels, with hits in 3 of those contests going 4-for-17 (.235) with 1 RBI...Went 0-for-3 in Game 3, but walked 3 times...Logged a .154 AVG (4-for-26) in the ALCS against TB...Tripled in the 7th inning of Game 4 to end an 0-for-14 slide in the postseason...Belted a 3-run homer off Grant Balfour in the 7th inning of Game 5, making the score 7-4 in favor of the Rays, a game the Red Sox would come back to win, 8-7, on J.D. Drew's 9th-inning walk-off single...Ended a 15-game homerless drought in the playoffs after going 61 at-bats since his 6th-inning solo shot in Game 4 of the 2007 ALCS at CLE.

2007: Led the Big Leagues with a .445 on-base percentage and topped the AL with 88 extra-base hits and 111 walks.

- 🔴 Also ranked among AL leaders in doubles (2nd, 52), OPS (2nd, 1.066), homers (T-3rd, 35), total bases (3rd, 341), SLG (3rd, .621), AVG (5th, .332), HR ratio (5th, 15.69 AB/HR), intentional walks (T-5th, 12), runs (6th, 116) and RBI (6th, 117).

- ❖ Placed 4th in the AL in both batting vs. right-handers at .343 (126-for-367) and in home games at .365 (100-for-274)...Led the circuit in OBP (.470) and SLG (.700) against right-handed pitchers.
- ❖ Won his 4th straight Silver Slugger Award at designated hitter...Set career highs for AVG, doubles and OBP.
- ❖ His .332 AVG was the highest by a Red Sox left-handed batter since Mo Vaughn (.337) in 1998...88 extra-base hits tied for the 3rd most in Red Sox history with his 2005 mark and 52 doubles were 4th on the all-time, single-season list (now 5th, passed by Dustin Pedroia's 54 in 2008).
- ❖ Batted a career-best .362 (54-for-149) with RISP, 6th-highest mark in the AL.
- ❖ Led AL in walks for the 2nd consecutive year, the 1st Red Sox player to do that since Ted Williams in 4 straight seasons from 1946-49.
- ❖ Joined Adam Dunn as the only players with 100 runs, RBI and walks in 2007...Accomplished that feat for 3rd year in a row, longest streak by a Sox player since 6 for Ted Williams (1941-42, 46-49).
- ❖ Batted .338 (177-523) in 140 games as the DH...Set Major League, single-season records with 51 doubles and 85 extra-base hits as a DH...Topped 2007 DH's in AVG, OBP (.451), SLG (.629), runs (111), hits (177), RBI (113) and walks (106), and was 2nd in homers (33), 2 behind Jim Thome.
- ❖ Ejected by Tony Randazzo on 6/15 vs. SF.
- ❖ Voted by fans to start his 3rd straight All-Star Game, 2nd at 1st base...Only other Red Sox with 2 ASG starts at 1st was Jimmie Foxx (1938, 40)...Went 0-for-2 in 7/10 game at SF.
- ❖ Posted the AL's best OPS (1.153) after the All-Star break.
- ❖ Named AL Player of the Month for September, his 3rd monthly honor...Batted .396 (36-for-91) with 9 homers and 27 RBI in 26 games during the month, and led the AL with an .824 SLG pct.
- ❖ Had 9 consecutive hits, 3 shy of a Major League and team record, and reached base in 11 straight plate appearances, 9/26-29.
- ❖ Underwent arthroscopic surgery on 11/6 to correct a cartilage problem in his right knee.

POSTSEASON: Batted .370 (17-for-46) with 3 homers, 10 RBI and 14 walks while hitting safely in 12 of Boston's 14 playoff games...Hit safely in 1st 9 games at .462 (12-for-26) before going 5-for-20 (.250) in final 5 contests...Went 5-for-7 (.714) with 6 walks in the 3-game sweep of Los Angeles in the ALDS...Had the highest AVG, OBP (.846) and SLG (1.571) ever in a Division Series (minimum 10 PA) with the most walks and homers (tied, 2) ever in a 3-game DS...Tied the DS record with 4 walks and 2 intentional walks in Game 2...Homered in Games 1 and 3...Hit .292 (7-for-24) with 3 RBI and 6 walks in the 7-game ALCS against Cleveland...Homered in Game 4 at Jacobs Field...Extended his overall postseason hitting streak to 14 games, tied for the 7th-longest all-time, before going 0-for-5 in Game 7 at Fenway Park...Had a .333 clip (5-for-15) with 4 RBI in the 4-game World Series sweep of Colorado...After starting 1st 12 games of postseason as the DH, played 1st base in the final 2 World Series contests at Coors Field...Was 3-for-5 with 2 doubles and 2 RBI in Game 1 victory at Fenway Park.

2006: Topped AL and ranked 2nd in the Majors with a club-record 54 homers and 137 RBI.

- ❖ Only Philadelphia's Ryan Howard had more homers (58) and RBI (149)...St. Louis' Albert Pujols also drove in 137 runs...Knocked 32 road homers, tied for the AL single-season mark with Babe Ruth (1927).
- ❖ Also led the AL with 355 total bases, 119 walks and a 10.33 HR ratio (AB/HR) while ranking among the league leaders in intentional walks (2nd, 23), extra-base hits (2nd, 85), SLG (2nd, .636), runs (T-3rd, 115), OPS (5th, 1.049) and OBP (7th, .413).
- ❖ Was 1st player to lead his league in homers, RBI and walks in same season since Philadelphia's Mike Schmidt in 1981...Became 1st AL player to do it since Washington's Frank Howard in 1970 and 1st Red Sox since Ted Williams in 1949.
- ❖ Received 3rd straight Silver Slugger at DH...As a designated hitter, batted .282 (146-for-518) with 47 homers and 123 RBI in 138 games...Set a Big League record for DH homers...Issued 115 walks, tied for 2nd most ever by a DH (Edgar Martinez, 122 in 1996 and 115 in 1997).
- ❖ Had 5 walk-off hits in 2006, including 3 home runs, all in a 51-day span from 6/11-7/31...Was the 1st Major Leaguer with 3 walk-off homers in a season since San Francisco's Barry Bonds in 2003 and was 1 shy of the all-time, single-season record, shared by Boston's Jimmie Foxx in 1940, Washington's Roy Sievers in 1957 and now also Los Angeles' (NL) Andre Ethier in 2009...Tallied walk-off, game-winning hits in consecutive games, 6/24 & 26 vs. PHI, and 2 in span of 3 contests, 7/29-31.
- ❖ Led the Majors with 40 go-ahead RBI, 2nd most for a Red Sox player since totals were first available in 1974 (Jim Rice, 44, 1978)...Tied for 2nd in AL with 18 game-winning RBI.
- ❖ Set a club record for home runs in April with 10.

ALL-TIME AMERICAN LEAGUE SINGLE-SEASON HOME RUNS ON THE ROAD

RK	PLAYER	TEAM	YEAR	HR
1.	David Ortiz	BOS	2006	32
	Babe Ruth	NY Yankees	1927	32
3.	Brady Anderson	BAL	1996	31
	Roger Maris	NY Yankees	1961	31
5.	Jim Gentile	BAL	1961	30
	Mickey Mantle	NY Yankees	1961	30

- ❖ Became the 6th Red Sox ever to start an All-Star Game at 1st base, going 0-for-2 on 7/11 at PIT.
- ❖ Named AL Player of the Month for July, his 2nd-career honor...Batted .339 (37-for-109) while leading the Majors with 14 homers, 35 RBI, 87 total bases and 21 extra-base hits (tied)...Tied club record for homers in any month (Jackie Jensen, 14 in June 1958).
- ❖ Collected 8 home runs in an 8-game span, 7/1-8, joining George Scott (6/14-22/77) as the only Sox players to ever accomplish that feat.
- ❖ Shared AL Player of the Week honors for 7/31-8/6 with Cleveland's Travis Hafner...Hit .370 (10-for-27) with 5 HR and 8 RBI over 7 tilts in that span.
- ❖ Experienced palpitations prior to 8/28 game at OAK and returned to Boston where tests were performed at Massachusetts General Hospital...All tests turned out normal except for changes commonly found in well-trained athletes...Returned on 9/5 after missing 8 games.
- ❖ Hit .150 (3-for-20) in 7 games for the Dominican Republic in the inaugural World Baseball Classic prior to the season...All 3 hits were homers, 3/7 at Venezuela (2) and 3/13 at Cuba.

2005: Topped Majors with 148 RBI...Led AL with 88 extra-base hits and finished among league leaders in homers (2nd, 47), walks (2nd, 102), SLG (2nd, .604), OPS (3rd, 1.001), runs (3rd, 119), total bases (3rd, 363), OBP (4th, 3.97), intentional walks (T-7th, 9) and doubles (T-8th, 40).

- ❖ Won Players Choice Award as AL's Most Outstanding Player, was AL Hank Aaron Award recipient and named to the AL Silver Slugger at DH for 2nd straight year.
- ❖ Finished 2nd in the AL MVP voting, receiving 307 points behind New York's Alex Rodriguez's 331 points.
- ❖ His 148 RBI marks the 4th-highest, single-season total in club history and most since 1949 (Vern Stephens and Ted Williams-159 each)...Was the 1st Red Sox to lead the Majors in RBI since Tony Armas (123) in 1984.
- ❖ Also collected an AL-best 34 go-ahead RBI and 21 game-winning RBI.
- ❖ Of 47 homers, 19 either tied the game or gave Boston the lead...Had 27 road homers, breaking Ted Williams' then-club record of 26 in 1957 (Ortiz passed with 32 in 2006)...Rate of 12.79 AB per HR was 3rd in AL.
- ❖ Homered twice in a game 9 times, 2nd-most multi-homer games in Sox history to Jimmie Foxx's 10 in 1938.
- ❖ Combined with Manny Ramirez to hit 92 homers, most ever for a duo in Sox history...The pair also combined to drive in 292 runs, 2nd-most ever for a Boston duo behind 318 for Vern Stephens and Ted Williams in 1949.
- ❖ Hit .297 (166-for-558) with 43 homers and 141 RBI in 148 games at DH...RBI total was 2nd-most ever for a DH, 2 behind Edgar Martinez's 2000 figure.
- ❖ Was top All-Star vote-getter, elected as AL's DH with 4,138,141 votes...Went 2-for-3 in the 7/12 game at DET.
- ❖ Named AL Player of the Month for September, setting a club record for homers in that month at 11...Marked 1st career monthly award...Shared AL Player of the Week honors with New York's Robinson Cano, 9/12-18, after hitting .385 (10-for-26) with 5 homers and 9 RBI over 7 games in that span.

POSTSEASON: Hit .333 (4-for-12) in 3 games vs. CWS in ALDS...Homered in Game 3 off Freddy Garcia.

2004: Selected to 1st All-Star team...Led the American League with 91 extra-base hits, 1 shy of the club record set by Jimmie Foxx in 1938.

- ❖ Ranked 2nd in the AL with 139 RBI, 351 total bases, a .603 SLG pct. and 41 homers (tied), and placed 3rd with 47 doubles and a ratio of 14.20 AB/HR...Also tied for 2nd in the circuit with 33 go-ahead RBI...Had AL's 4th-highest AVG with RISP at .350 and was 4th in the circuit with a .983 overall OPS.
- ❖ Hit .301 and teamed with Manny Ramirez to join New York's Lou Gehrig and Babe Ruth (1927, 1930, 1931) as only AL teammates with a .300 AVG, 40 homers and 100 RBI in a single season.
- ❖ Won 1st career Silver Slugger, named to the team as the AL's DH...Started 111 games at DH and 32 at 1st base.
- ❖ Homered against 18 of the Sox 19 opponents, except San Diego...Blasted 100th career homer, 5/28 vs. SEA.
- ❖ Tabbed AL Player of the Week for 6/21-27 after batting .440 (11-for-25) with 4 homers and 9 RBI.
- ❖ Named as a reserve on the AL All-Star squad and homered in 1st official at-bat in 6th inning off Carl Pavano...Also walked twice in the 7/13 contest at HOU.

POSTSEASON: Batted .400 (22-for-55) with 5 homers and 19 RBI in 14 games during the Red Sox World Championship run...RBI total tied Sandy Alomar, Jr. in 1997 and Scott Spiezio in 2002 for most ever in a single postseason (since passed by David Freese's 21 in 2011)...Had 3 walk-off hits, most ever for a player in a single postseason and 1 more than previous postseason career-best for an individual...Was 6-for-11 (.545) with 4 RBI in ALDS vs. ANA, ending the series with a 2-run, walk-off, 10th-inning homer off Jarrod Washburn in Game 3 on 10/8 at Fenway Park...Named the MVP of the ALCS with a .387 mark (12-for-31), 3 homers and 11 RBI in 7 games versus the Yankees...Won Games 4 and 5 with walk-off hits – a 12th-inning homer off Paul Quantrill in Game 4 on 10/17 and a 14th-inning single off Esteban Loaiza the following night...Also homered off Tom Gordon in Game 5 and Kevin Brown in Game 7...Hit .308 (4-for-13) with a homer and 4 RBI in 4-game sweep of St. Louis in the World Series...Became 28th player to homer in 1st Series at-bat with 3-run blast off Woody Williams in 1st inning on 10/23, the 2nd Red Sox player to accomplish that feat (Jose Santiago, 10/4/67).

2003: In 1st season with Red Sox ranked 3rd in the AL with a .592 SLG pct. and 16 game-winning RBI, 5th with a .961 OPS and placed 10th with 39 doubles.

☛ Ranked 2nd in homers as a DH with 27 while batting .310 (86-for-277) in 74 games at the position...Started 73 games at DH and 44 at 1st base.

☛ Drove in a run every 4.4 at-bats, 2nd in the AL, and homered every 14.5 trips, 5th best in the league.

☛ Knocked 1st homer with the Red Sox on 4/27/03 at ANA, a pinch-hit, go-ahead solo shot in the 14th off Mickey Callaway...Jason Varitek followed with a solo homer in the Sox 6-4 win.

☛ Appeared in just 31 of Boston's 1st 54 games through the end of May with a .272 AVG (28-for-103), 2 HR and 19 RBI before moving into starting lineup on regular basis with trade of Shea Hillenbrand to Arizona...Hit .293 (101-for-345) with 29 homers and 82 RBI in 97 games the rest of the year.

POSTSEASON: Had a .191 AVG (9-for-47) with 2 homers and 8 RBI in 12 games during the playoffs...Was just 2-for-21, going hitless in 1st 16 at-bats, in ALDS vs. OAK before hitting .269 (7-for-26) in ALCS against NYY... Both homers came in ALCS, Game 1 off Mike Mussina and Game 7 off David Wells.

2002: Ranked 3rd on the Twins with 20 homers and 75 RBI in final season with club.

☛ Started 95 games as the DH and 13 at 1st base.

☛ On the disabled list, 4/19-5/13, after having surgery to remove bone chips from his left knee.

☛ Hit safely in career-high 19 straight games from 7/17-8/6, batting .419 (31-for-74) with 5 doubles, 7 homers, 18 RBI, 17 runs and 10 walks...Scored a run in 11 consecutive contests, 7/17-28.

☛ Led Dominican Republic to the Caribbean World Series championship and was named series MVP after batting .480 with 2 homers and 11 RBI...Hit .351 with 4 homers and 23 RBI for Escogido in the DR's regular winter season.

POSTSEASON: Batted .276 (8-for-29) with 4 RBI in 9 postseason games, including 7 starts at DH over the ALDS vs. OAK and ALCS vs. ANA.

2001: Limited to just 89 games due to injury but finished 3rd on the Twins with 18 homers in just 303 at-bats, 1 every 16.8 trips.

☛ Started 78 games at DH and 7 at 1st base.

☛ Was disabled after undergoing right wrist surgery on 5/17 and was not activated until 7/21...Appeared in 14 games with 3 minor league clubs on rehab assignment from 7/5-20.

☛ Homered in a career-high 4 straight contests, 8/9-12...Went deep in 3 straight games, 9/2-5, including 1st career 2-homer contest, 9/5 at TEX.

2000: Placed 2nd on the Twins in doubles (36), 3rd in walks (57), 4th in HR (10) and 5th in RBI (63).

☛ Started 87 games as DH and 25 at 1st base.

☛ Hit .423 (33-for-78) against lefties.

☛ Set a career high with 4 hits on 7/19 vs. CWS.

1999: Spent most of season at Triple-A Salt Lake, leading the Pacific Coast League with 110 RBI and tying for 1st with 68 extra-base hits.

☛ Tied for 2nd in the PCL with 79 walks, ranked 3rd with 291 total bases and a .491 OBP, was 4th with a .590 SLG pct., and tied for 4th with 35 doubles and 30 homers.

☛ Selected to both *Baseball America's* Triple-A and PCL All-Star Teams.

☛ Promoted to Minnesota on 9/13 and went 0-for-20 in 10 games.

1998: Started 68 games at 1st base and 10 as the DH in 1st full Big League season.

☛ Was among AL rookie leaders in walks (2nd, 39), doubles (T-5th, 20), RBI (T-5th, 46) and extra-base hits (T-6th, 29).

☛ Disabled from 5/10-7/9 after fracturing the hamate bone in his right wrist...Had 11-game stint on rehab assignment at Triple-A Salt Lake.

1997: Won the Sherry Robertson Award as Twins minor league player of the year, batting .317 with 30 homers and 130 RBI in 140 games with 3 clubs...Made ML debut as a September call up.

☛ Advanced from Single-A to the Majors in 1st season in the Twins organization...Led all Twins farmhands in hits (187), doubles (41), total bases (328) and RBI and tied for 1st in homers.

☛ Opened season with 11-game hitting streak at Single-A Fort Myers and was the organization's April player of the month with .319 AVG, 5 homers and 25 RBI.

☛ Promoted to Double-A New Britain 6/7 and drove in 56 runs in 69 games...Moved to Triple-A Salt Lake 8/21.

☛ Joined the Twins on 9/2 and debuted as pinch-hitter that night at Wrigley Field...Doubled off the Cubs Mark Pisciotta the following day for 1st hit.

☛ Clubbed 1st homer off Julio Santana on 9/14 at TEX.

1996: In final season with Seattle organization, ranked 2nd in the Midwest League with 156 hits and 248 total bases at Single-A Wisconsin.

♣ Also among league leaders in hits (3rd, 156), AVG (4th, .322), RBI (4th, 93) and doubles (T-4th, 34).

♣ Played in the MWL All-Star Game...Selected as the Midwest League's most exciting player and best defensive 1st baseman.

1995: Selected as team MVP of Rookie Arizona Mariners...Led Arizona League in doubles (18), extra-base hits (26), total bases (99) and RBI (37-tied).

♣ Was 2nd in the AZL in SLG (.538), 3rd in hits (61), 4th in AVG (.332) and 5th in OBP (.403).

♣ Named to AZL All-Star team and was the Rookie Mariners team MVP...Led league 1st basemen with a .989 fielding percentage and 27 assists.

1994: Topped Arizona League 1st basemen in games (44), total chances (393) and putouts (372)...Tied for 2nd in the AZL with 10 doubles.

1993: Made pro debut with Seattle's club in the Dominican Summer League.

PERSONAL

♣ Married to the former Tiffany Brick...The couple has 2 daughters, Jessica (10/23/96) and Alexandra (3/22/01) and a son, D'Angelo (7/10/04).

♣ Graduated from Estudia Espillat High School in the Dominican Republic, where he played baseball and basketball.

♣ Splits the off-season between the Dominican Republic and Massachusetts.

♣ Batting cages at the Red Sox Dominican Academy were dedicated in his name in December 2006.

♣ His autobiography, *Big Papi – My Story of Big Dreams and Big Hits* made the *New York Times* Best Seller List in the spring of 2007.

♣ Was 1 of more than 40 Major League players that visited the residence of the United States Ambassador to the Dominican Republic in January 2011...The visit, sponsored by the U.S. Embassy and Ambassador Raul Yzaguirre, celebrated the charitable work of the Major League Baseball Dominican Development Alliance (MLB-DDA) and Major League players in Dominican communities and aimed to encourage additional opportunities via MLB-DDA's relationship with the United States Agency for International Development (USAID).

IN THE COMMUNITY

David was honored locally and nationally for his community service in 2011, winning MLB's Roberto Clemente Award and the Tim Wakefield Award from the Boston BBWAA...His foundation, the David Ortiz Children's Fund, is a non-profit organization committed to providing critical pediatric services to children in New England and the Dominican Republic...Has hosted the Annual David Ortiz Celebrity Golf Classic in the Dominican Republic each of the last 4 offseasons, benefitting his foundation...Generously donates time and other resources to benefit the Mass General Hospital for Children, including visiting patients...Launched Papi's Pals ticket program in 2009 through which he has donated tickets to patients from the hospital and met with the children and their families who attended...Supports events that benefit the Red Sox Foundation, including the Welcome Home Dinner, Picnic in the Park and Dancing with the New Stars...Spends time with children as part of the Make-A-Wish program...Enjoys visiting with Jimmy Fund patients during their road trips to Spring Training and various road cities, and participates in the Jimmy Fund Radio-Telethon...Has appeared in local PSAs, including with Mayor Tom Menino promoting summer safety and anti-violence, and Aerosmith's Steven Tyler for the Red Sox Foundation and Massachusetts General Hospital's Home Base Program...Has been a member of the Boston Action Team, a national youth volunteer initiative administered by the Major League Baseball Players Trust and Volunteers of America that is actively recruiting the next generation of volunteers...As part of serving as captain of the victorious AL team in the 2011 Home Run Derby, earned \$75,000 for his foundation, and \$25,000 for each of his 3 teammate's charities of choice, including fellow Red Sox Adrian Gonzalez's foundation...Auctioned off the bat, cleats and batting gloves he used in his 2010 Home Run Derby win with all proceeds going to the David Ortiz Children's Fund...In January 2010, donated food and medical supplies to support those affected by the earthquake that struck Haiti and encouraged fans to help in the relief effort...During the 2009 season, also had a Papi Cares ticket program for families struggling financially...Honored by UNICEF with the Children's Champion Award in 2008 and was the Red Sox nominee for the Roberto Clemente Award in 2006 and 2007...In December 2007, conducted a flood relief drive in conjunction with Stop & Shop for the victims of Hurricane Noel in the Dominican Republic...Has worked diligently on behalf of the residents of his hometown of Haina, Dominican Republic, helping to provide the town with a new ambulance and a youth baseball field in 2007...Joined with the Red Sox Foundation to make a \$200,000.00 donation in December 2006 to Hospital General de la Plaza de la Salud in Santo Domingo, Dominican Republic with funds to be used for children's heart surgeries...Funds for the hospital were raised by several Boston-area events in 2006, including Big Papi's Power Hitting Clinic for Kids and Big Papi's Celebrity Mixer...Also raised funds through on-line auctions of 50th and 52nd home run baseballs in 2006...Donated \$50,000.00 to Hurricane Katrina Relief Fund in 2005 and raised funds for flood victims in the Dominican Republic and Haiti in 2004.

DAVID ORTIZ'S CAREER RECORD

YEAR	CLUB	AVG.	G	AB	R	H	2B	3B	HR	RBI	SH	SF	HB	BB	SO	SB	CS	E
1993	DSL Mariners	.264	61	201	37	53	17	1	7	31	0	5	4	34	44	1	1	-
1994	AZL Mariners	.246	53	167	14	41	10	1	2	20	1	4	2	14	46	1	4	6
1995	AZL Mariners	.332	48	184	30	61	18	4	4	37	0	3	1	23	52	2	0	5
1996	Wisconsin	.322	129	485	89	156	34	2	18	93	2	4	5	52	108	3	4	13
1997	Ft. Myers	.331	61	239	45	79	15	0	13	58	0	3	1	22	53	2	1	9
	New Britain	.322	69	258	40	83	22	2	14	56	0	2	4	21	78	2	6	3
1998	Salt Lake	.214	10	42	5	9	1	0	4	10	0	0	0	2	11	0	1	0
	MINNESOTA	.327	15	49	10	16	3	0	1	6	0	0	0	2	19	0	0	1
	Salt Lake	.243	11	37	5	9	3	0	2	6	0	0	0	3	9	0	0	3
	MINNESOTA	.277	86	278	47	77	20	0	9	46	0	4	5	39	72	1	0	6
1999	Salt Lake	.315	130	476	85	150	35	3	30	110	0	5	3	79	105	2	2	20
	MINNESOTA	.000	10	20	1	0	0	0	0	0	0	0	0	5	12	0	0	0
2000	MINNESOTA	.282	130	415	59	117	36	1	10	63	0	6	0	57	81	1	0	1
2001	Gulf Coast	.400	4	10	3	4	0	0	0	1	0	0	0	3	1	1	0	0
	Ft. Myers	.000	1	3	0	0	0	0	0	0	0	0	0	1	0	0	0	0
	New Britain	.243	9	37	3	9	4	0	0	1	0	1	0	3	9	0	0	0
2002	MINNESOTA	.234	89	303	46	71	17	1	18	48	1	2	1	40	68	1	0	0
	MINNESOTA	.272	125	412	52	112	32	1	20	75	0	8	3	43	87	1	2	1
2003	BOSTON	.288	128	448	79	129	39	2	31	101	0	2	1	58	83	0	0	3
2004	BOSTON	.301	150	582	94	175	47	3	41	139	0	8	4	75	133	0	0	4
2005	BOSTON	.300	159	601	119	180	40	1	47	148	0	9	1	102	124	1	0	2
2006	BOSTON	.287	151	558	115	160	29	2	54	137	0	5	4	119	117	1	0	2
2007	BOSTON	.332	149	549	116	182	52	1	35	117	0	3	4	111	103	3	1	0
2008	Pawtucket	.333	3	9	4	3	0	0	3	5	0	0	0	3	2	0	0	0
	Portland	.250	3	8	2	2	0	0	0	1	0	0	0	2	1	0	0	0
2009	BOSTON	.264	109	416	74	110	30	1	23	89	1	3	1	70	74	1	0	0
	BOSTON	.238	150	541	77	129	35	1	28	99	0	7	5	74	134	0	2	1
2010	BOSTON	.270	145	518	86	140	36	1	32	102	0	4	2	82	145	0	1	0
2011	BOSTON	.309	146	525	84	162	40	1	29	96	0	1	1	78	83	1	1	0
Major League Totals		.283	1742	6215	1059	1760	456	16	378	1266	2	62	32	955	1335	11	7	21
Minor League Totals		.310	531	1955	325	606	142	12	90	398	3	22	16	228	475	13	18	59
Red Sox Totals		.289	1287	4738	844	1367	348	13	320	1028	1	42	23	769	996	7	5	21

1992 Signed by the Seattle Mariners as a non-drafted free agent on 11/28

1996 Acquired by the Minnesota Twins on 9/13 as the player to be named in the 8/29/96 trade for INF Dave Hollins

2003 Signed by the Boston Red Sox as a free agent on 1/22

2011 Re-signed by the Boston Red Sox as a free agent on 12/8 (accepted arbitration)

ADDITIONAL BATTING STATISTICS

YEAR	CLUB	OBP	SLG	OPS	TB	GDP
1997	MINNESOTA	.353	.449	.802	22	1
1998	MINNESOTA	.371	.446	.817	124	8
1999	MINNESOTA	.200	.000	.200	0	2
2000	MINNESOTA	.364	.446	.810	185	13
2001	MINNESOTA	.324	.475	.799	144	6
2002	MINNESOTA	.339	.500	.839	206	5
2003	BOSTON	.369	.592	.961	265	9
2004	BOSTON	.380	.603	.983	351	12
2005	BOSTON	.397	.604	1.001	363	13
2006	BOSTON	.413	.636	1.049	355	12
2007	BOSTON	.445	.621	1.066	341	16
2008	BOSTON	.369	.507	.877	211	11
2009	BOSTON	.332	.462	.794	250	9
2010	BOSTON	.370	.529	.899	274	12
2011	BOSTON	.398	.554	.953	291	24

Major League Totals .378 .544 .922 3382 153

DIVISION SERIES RECORD

YEAR	CLUB	AVG.	G	AB	R	H	2B	3B	HR	RBI	SH	SF	HB	BB	SO	SB	CS	E
2002	MIN vs. OAK	.231	4	13	0	3	2	0	0	2	0	0	0	0	5	0	0	0
2003	BOS vs. OAK	.095	5	21	0	2	1	0	0	2	0	0	0	2	7	0	0	0
2004	BOS vs. ANA	.545	3	11	4	6	2	0	1	4	0	0	0	5	2	0	0	0
2005	BOS vs. CWS	.333	3	12	2	4	2	0	1	1	0	0	0	0	3	0	0	0
2007	BOS vs. LAA	.714	3	7	5	5	0	0	2	3	0	0	0	6	1	0	0	0
2008	BOS vs. LAA	.235	4	17	1	4	1	0	0	1	0	0	0	3	4	0	0	0
2009	BOS vs. LAA	.083	3	12	0	1	0	0	0	0	0	0	0	0	4	0	0	0
Division Series Totals		.269	25	93	12	25	8	0	4	13	0	0	0	16	26	0	0	0

LEAGUE CHAMPIONSHIP SERIES RECORD

YEAR	CLUB	AVG.	G	AB	R	H	2B	3B	HR	RBI	SH	SF	HB	BB	SO	SB	CS	E
2002	MIN vs. ANA	.313	5	16	0	5	1	0	0	2	0	0	0	0	5	0	0	0
2003	BOS vs. NYY	.269	7	26	4	7	1	0	2	6	0	0	1	3	8	0	0	0
2004	BOS vs. NYY	.387	7	31	6	12	0	1	3	11	0	0	0	4	7	0	1	0
2007	BOS vs. CLE	.292	7	24	7	7	3	0	1	3	0	2	1	6	5	0	0	0
2008	BOS vs. TB	.154	7	26	3	4	1	1	1	4	0	0	0	6	9	0	0	0
LCS Totals		.285	33	123	20	35	6	2	7	26	0	2	2	19	34	0	1	0

WORLD SERIES RECORD

YEAR	CLUB	AVG.	G	AB	R	H	2B	3B	HR	RBI	SH	SF	HB	BB	SO	SB	CS	E
2004	BOS vs. STL	.308	4	13	3	4	1	0	1	4	0	0	0	4	1	0	0	0
2007	BOS vs. COL	.333	4	15	4	5	3	0	0	4	0	0	0	2	3	0	0	0
World Series Totals		.321	8	28	7	9	4	0	1	8	0	0	0	6	4	0	0	0

ALL-STAR GAME RECORD

YEAR	CLUB	AVG.	G	AB	R	H	2B	3B	HR	RBI	SH	SF	HB	BB	SO	SB	CS	E
2004	AL at HOU	1.000	1	1	2	1	0	0	1	2	0	0	0	2	0	0	0	0
2005	AL at DET	.667	1	3	0	2	0	0	0	1	0	0	0	0	0	0	0	0
2006	AL at PIT	.000	1	2	0	0	0	0	0	0	0	0	0	0	1	0	0	0
2007	AL at SF	.000	1	2	0	0	0	0	0	0	0	0	0	0	0	0	0	0
2008	AL at NYY																	
Selected--Did Not Play																		
2010	AL at LAA	.500	1	2	0	1	0	0	0	0	0	0	0	0	1	0	0	0
2011	AL at ARI	.000	1	2	0	0	0	0	0	0	0	0	0	0	0	0	0	0
All-Star Game Totals		.333	6	12	2	4	0	0	1	3	0	0	0	2	2	0	0	0

WORLD BASEBALL CLASSIC RECORD

YEAR	CLUB	AVG.	G	AB	R	H	2B	3B	HR	RBI	SH	SF	HB	BB	SO	SB	CS	E
2006	Dom. Rep.	.150	7	20	4	3	0	0	3	5	0	0	0	8	2	0	0	0
2009	Dom. Rep.	.250	3	8	0	2	1	0	0	1	0	0	0	3	1	0	0	0
WBC Totals		.179	10	28	4	5	1	0	3	6	0	0	0	11	3	0	0	0

CAREER FIELDING RECORD

YEAR	CLUB	POS	PCT.	G	GS	PO	A	E	TC	DP
1997	MINNESOTA	1B	.989	11	10	84	10	1	95	10
1998	MINNESOTA	1B	.989	70	69	503	46	6	555	51
1999	MINNESOTA	1B	1.000	1	0	7	0	0	7	1
2000	MINNESOTA	1B	.996	27	25	210	12	1	223	17
2001	MINNESOTA	1B	1.000	8	7	60	2	0	62	2
2002	MINNESOTA	1B	.990	15	13	90	6	1	97	8
2003	BOSTON	1B	.992	45	44	342	30	3	375	20
2004	BOSTON	1B	.986	34	31	253	21	4	278	23
2005	BOSTON	1B	.976	10	10	69	11	2	82	8
2006	BOSTON	1B	.971	10	10	62	6	2	70	8
2007	BOSTON	1B	1.000	7	7	37	3	0	40	3
2009	BOSTON	1B	.980	6	6	42	6	1	49	2
2010	BOSTON	1B	1.000	4	4	23	1	0	24	1
2011	BOSTON	1B	1.000	2	2	18	0	0	18	4
Career Totals		1B	.989	250	237	1800	154	21	1975	158

CAREER SINGLE-GAME HIGHS

HITS 4, 15 times, last 9/6/11 at TOR
DOUBLES 3, 7/26/11 vs. KC
HOME RUNS 2, 37 times, last 7/26/10 at LAA
RBI 6, 3 times, last 8/12/08 vs. TEX
RUNS SCORED 4, 4 times, last 8/12/08 vs. TEX
WALKS 4, 4 times, last 7/7/07 at DET
STRIKEOUTS 4, 9 times, last 7/28/10 at LAA
STOLEN BASES 1, 11 times, last 6/21/11 vs. SD
HITTING STREAK 19, 7/17/02-8/6/02
EJECTIONS (9) 8/15/98 for MIN at BOS (HP, T. Craft)
 6/21/00 for MIN at TEX (HP, M. Winters)
 8/26/01 for MIN at KC (HP, P. Schrieber)
 7/16/04 at ANA (HP, M. Hollowell)
 8/19/05 at LAA (HP, B. Welke)
 6/15/07 vs. SF (HP, T. Randazzo)
 5/13/08 at BAL (HP, L. Diaz)
 4/9/10 at KC (HP, M. Estabrook)
 7/8/11 vs. BAL (HP, M. Estabrook)

HOME RUN NOTES

MULTI-HOME RUN GAMES (37)
2-HOME RUN GAMES (37)
 Last: 7/26/10 at LAA
LEADOFF HOME RUNS (0)
GRAND SLAMS (10)
 Last: 7/27/11 vs. KC off Bruce Chen
PINCH-HIT HOME RUNS (4)
 Last: 5/29/11 at DET (G1) off Jose Valverde
EXTRA-INNING HOME RUNS (8)
 Last: 6/24/06 vs. PHI off Tom Gordon
GAME-ENDING HOME RUNS (10)
 Last: 8/26/09 vs. CWS off Tony Pena
INSIDE-THE-PARK HOME RUNS (0)



FULL NAME: Vicente Delacruz Padilla
BATS: Right **THROWS:** Right **HEIGHT:** 6-0 **WEIGHT:** 232
OPENING DAY AGE: 34 (Turns 35 on September 27)
BORN: September 27, 1977 in Chinandega, Nicaragua
RESIDES: Chinandega, Nicaragua
MAJOR LEAGUE SERVICE: 11 years, 105 days
ACQUIRED: Signed as a minor league free agent on Jan. 16, 2012
SIGNED BY: Junior Noboa (Diamondbacks)
CONTRACT STATUS: Signed through 2012

NON-ROSTER INVITEE

CAREER HIGHLIGHTS

Has 13 years of Major League experience with the Diamondbacks (1999-2000), Phillies (2000-05), Rangers (2006-09) and Dodgers (2009-11)...Enters his 1st campaign in the Red Sox organization.

Missed most of last season, his 1st pitching out of the bullpen since 2001, due to injury.

Posted a career-best 3.28 ERA (75 ER/206.0 IP) and was named to the National League All-Star Team as a member of the Phillies in 2002.

Is 20-8 (.714) in away games since the start of 2008, the best road winning pct. among Major Leaguers with at least 25 road decisions in that time.

Has at least 14 wins in a season 4 times, all since 2002.

His 104 career victories rank 2nd among Major Leaguers born in Nicaragua after Dennis Martinez (245)... Would be the 2nd Nicaraguan-born player in Red Sox history, joining Devern Hansack (2006-08).

Voted 2008 Rangers Pitcher of the Year by the Dallas-Fort Worth chapter of the BBWAA after leading the club in wins (14), starts (tied, 29), innings (171.0) and strikeouts (127) and topping club qualifiers in winning percentage (.636), ERA (4.74) and opponent AVG (.275).

Is 1-1 with a 3.63 ERA (7 ER/17.1 IP) in 3 career playoff starts, all with the Dodgers in 2009...Fired 7.0 scoreless innings in the Dodgers series-clinching victory at St. Louis in Game 3 of the NLDS and then tossed 7.1 innings of 1-run ball in the club's only NLCS victory in Game 2 against the Phillies.

2011: Missed most of the season due to injury...Was only active from mid-April to mid-May.

Recorded 3 saves and 5 holds with a 4.15 ERA (4 ER/8.2 IP) over 9 relief appearances in his 1st campaign out of the bullpen since 2001.

Placed on the 15-day disabled list on 3/30 (retro to 3/22) due to forearm surgery...Had a 3.86 ERA (1 ER/2.1 IP) in 2 rehab starts with High-A Rancho Cucamonga from 4/17-19 and was reinstated on 4/22.

Threw 1.0 scoreless inning in his season debut on 4/23 at CHC for his 1st hold in nearly a decade since 6/7/01 vs. NYM while with PHI.

Tallied his 3rd career save on 4/27 at FLA with a perfect 10th inning, his 1st save since 9/28/00 at CHC while with PHI...Also earned saves on 5/8 at NYM and 5/11 at PIT.

Returned to the 15-day DL on 5/19 (retro to 5/14) with right radial nerve irritation and missed the remainder of the season...Tossed scoreless rehab outings from 5/29-31 (4.0 IP) with Rancho Cucamonga...Transferred to the 60-day DL on 9/6.

Following the season, combined to go 2-1 with a 2.15 (7 ER/29.1 IP) and 24 strikeouts compared to 3 walks during regular season and postseason play in the Nicaraguan Baseball League.

2010: Was the Dodgers Opening Day starter...Was limited to 16 starts due to injury in his 1st full season with the club.

Was on the 15-day DL from 4/23-6/18 with right elbow soreness and 8/16-9/2 with a neck injury...Did not appear in a game following his 9/6 start at SD due to a bulging disc in his neck...During the DL stints, combined for a 2.76 ERA (5 ER/16.1 IP) in 4 rehab starts with Double-A Inland Empire (3 GS) and Triple-A Albuquerque (1 GS).

Set career-bests with a 1.08 WHIP, an average of 7.96 strikeouts per 9.0 innings (84 K's/95.0 IP) and a 3.50 strikeout-to-walk ratio (24 BB).

Went 4-2 with a 1.61 ERA (8 ER/44.2 IP) in his 6 starts at Dodger Stadium, the 2nd-lowest home ERA among Big Leaguers with at least 5 starts...Limited opponents to a .168 AVG (26-for-155) in those starts.

Held left-handed hitters to a .167 AVG (24-for-144) with a .250 opponent OPB, both of which were the 2nd-lowest marks among NL starters (min. 16 starts).

MOST WINS BY A NICARAGUAN NATIVE

WINS	PITCHER
245	Dennis Martinez
104	Vicente Padilla
35	Al Williams

PADILLA

☛ Struck out his 1,000th career batter on 4/22 at CIN...Reached 100 wins on 6/30 at SF...Crossed the 1,500.0-inning threshold on 8/10 at PHI.

☛ Had a stretch of 6 consecutive quality starts from 6/25-7/23, posting a 1.30 ERA (6 ER/41.2 IP)...Tossed 14.0 consecutive scoreless innings over 2 starts on 7/11 vs. CHC (8.0 IP) and 7/18 at STL (6.0 IP).

☛ Hurlled his 4th career shutout on 8/4 vs. SD, striking out 9 and limiting the Padres to 2 hits, taking a no-hit bid into the 7th inning...The 2 hits matched his fewest in a complete game (also 5/10/02 vs. ARI while with PHI).

☛ Re-signed with the Dodgers for the season on 1/27...Following the season, elected to become a free agent on 11/1 and again re-signed with the Dodgers on 12/13.

2009: Split the season with the Rangers and Dodgers, going a combined 12-6 with a 4.46 ERA (73 ER/147.1 IP) in 26 games (25 starts).

☛ Had a 4.92 ERA (59 ER/108.0 IP) in 18 starts with Texas before being released on 8/17...Signed with the Dodgers 2 days later and went 4-0 with a 3.20 ERA (14 ER/39.1 IP) over 8 games (7 starts) with Los Angeles.

☛ Excluding 10 starts at Ranger Stadium, went 8-2 with a 3.59 ERA (36 ER/90.1 IP)...Went 7-2 with a 3.70 ERA (30 ER/73.0 IP) in 12 road starts overall.

☛ Made 1 start for Triple-A Albuquerque on 8/22 vs. Nashville before joining the Dodgers.

☛ Made his Dodger debut 8/27 at Colorado, allowing 2 runs in 5.0 innings to earn the win...Became the 1st native of Nicaragua to play for the Dodgers.

☛ Started the Dodgers regular-season finale on 10/4 vs. Colorado and fanned 10 in 5.0 innings of 1-run ball for the win...Was the 1st time a Dodger reached double-digit K's in 5.0 innings or less since Sandy Koufax on 9/6/61 vs. SF (10 K's in 4.2 IP).

☛ Tossed 2.0 scoreless innings of relief on 9/30 at SD, his 1st appearance out of the bullpen since 9/30/01 at FLA while with PHI.

POSTSEASON: Made 3 starts for the Dodgers in the postseason, his only Major League playoff experience...Began his postseason career with 10.0 scoreless frames...Went 1-1 with a 3.63 ERA (7 ER/17.1 IP)...Fired 7.0 scoreless innings at STL to win the decisive Game 3 of the NLDS...Allowed 1 run over 7.1 frames for a no-decision in the club's only NLCS victory in Game 2 vs. PHI...Surrendered 6 runs over 3.0 innings for the loss in the series-clinching loss at Citizens Bank Park in Game 5.

2008: Won a team-high 14 games to earn Rangers Pitcher of the Year honors as voted on by the Dallas-Fort Worth chapter of the BBWAA.

☛ Also led the Texas pitching staff in starts (tied, 29), innings (171.0) and strikeouts (127) and topped club qualifiers in winning percentage (.636), ERA (4.74) and opponent AVG (.275).

☛ Received an average of 6.58 runs of support per 9.0 innings, tops among Major League qualifiers.

☛ Went 10-3 with a 3.74 ERA (41 ER/98.2 IP) in his first 16 starts through 6/22.

☛ On 4/27 vs. MIN, tossed his 3rd career shutout and the 1st 9.0-inning shutout by a Texas pitcher since 5/14/05 (Kenny Rogers).

☛ Set a career-high with 11 road wins, tied for 2nd most in the AL and matching Rick Helling's Rangers single-season record in 1998 (since surpassed by Scott Feldman with 12 in 2009)

☛ Battled a pair of injuries that resulted in disabled list stints from 7/5-19 (inflammation of the neck) and 8/25-9/8 (strained left hamstring).

2007: Ranked among Rangers pitching leaders in starts (T-2nd, 23), innings (3rd, 120.1), wins (T-3rd, 6) and quality starts (4th, 7) despite nearly 2 months on the disabled list from 6/22-8/14 with right triceps irritation.

☛ Made 5 rehab starts for Double-A Frisco from 7/12-8/10.

☛ Went 3-2 with a 3.86 ERA (17 ER/39.2IP) in his final 8 starts after being activated from the DL, including a 2.12 ERA (4 ER/17.0 IP) over his final 4 starts in September.

☛ Ejected on 9/16 at OAK after hitting the game's 2nd batter, Nick Swisher, with a pitch, after which Swisher charged the mound...Was suspended 7 games on 9/18.

2006: Established career highs in wins (15), starts (33), quality starts (20) and strikeouts (156) in his 1st season in the American League.

☛ Ranked 2nd on the club and tied for 5th in the AL in quality starts.

☛ Served a 5-game suspension after being ejected for hitting 2 batters on 8/15 vs. LAA.

☛ Went 15.0 consecutive scoreless innings from 6/9-20, the longest such streak by a Ranger starter in 2006.

2005: Made 27 starts in his final season with the Phillies.

☛ Was 4th among qualifying National Leaguers (min. 150 BF) with a .205 opponent AVG with RISP (30-for-146).

☛ Held opposing batters to a .217 (68-for-314) average after the break, also best among NL qualifiers.

⚾ Began the season on the 15-day disabled list due to right elbow tendinitis suffered in Spring Training...Made rehab starts with High-A Clearwater on 4/7 and Triple-A Scranton-Wilkes Barre on 4/12...Activated on 4/19.

⚾ Posted a 1.94 ERA (13 ER/60.1 IP) over a 9-start span from 7/6-8/23, including a career-best 17.0-inning scoreless streak from 7/6-22.

⚾ Missed 1 start in May (mid-back strain), 1 in June (neck strain) and 1 in September (rib cage strain).

⚾ After the season, took the ERA title in the Nicaraguan Winter League...Posted a 0.29 mark (1 ER/31.0 IP) in 6 games for the league champion Chinandega squad.

⚾ Was acquired by Texas on 12/12 in exchange for a player to be named later (RHP Ricardo Rodriguez).

2004: Went 7-7 with a 4.53 ERA (58 ER/115.1 IP) over 20 starts in an injury-shortened season.

⚾ The Phillies went 10-5 in his last 15 starts beginning on 5/7.

⚾ Placed on the disabled list on 5/30 with right elbow tendinitis...Activated on 8/10 after making rehab starts with High-A Clearwater (1 GS) and 2 with Triple-A Scranton/Wilkes-Barre (2 GS).

⚾ Pitched on 3 days rest for 1st time in career as starter on 9/12 at NYM and fired 6.2 shutout innings.

2003: Posted a career high in innings (208.2) and had 14 wins in 32 starts for the Phillies.

⚾ Started the season with a 16.0 consecutive innings without a walk from 4/3-14.

⚾ Tossed 2nd career shutout on 4/19 at ATL, allowing just 4 hits in 9.0 innings.

⚾ Took a no-hitter into the 7th inning on 8/31 at NYM...Was broken up by leadoff infield single by Jose Reyes.

2002: Had a career-best 3.28 ERA (75 ER/206.0) and was named to the National League All-Star Team...Led the Phillies staff in wins (14) and starts (32).

⚾ Earned the 5th spot in the Phillies rotation out of Spring Training.

⚾ Fired 6.0 innings of 1-run ball for the victory in his 1st ML start on 4/3 in ATL...Had logged 83 ML relief appearances prior to the start.

⚾ Pitched 1st complete game and shutout on 5/10 vs. ARI...Had a no-hitter through 7.2 frames and finished with a 2-hitter.

⚾ Combined on 2 other shutouts, pitching 8.0 scoreless innings on 5/21 vs. NYM and 8/24 at STL.

⚾ Selected to 1st All-Star Game, tossing 2.0 scoreless innings on 7/9 at Miller Park in MIL...Was the NL's final pitcher in a 7-7 tie in 11 innings.

2001: Was on an Opening Day roster for the 1st time and made 23 relief appearances for the Phillies.

⚾ Began the season in the Phillies bullpen and then went on the disabled list from 5/4-29 with a sprained left ankle suffered in batting practice.

⚾ Moved into starting rotation after 6/25 option to Triple-A Scranton/Wilkes-Barre and posted a 7-0 record with the Red Barons.

⚾ Named Phillies Minor League Pitcher of the Month for August, going 5-0 with 1.69 ERA (8 ER/42.2 IP) in 6 starts.

⚾ Recalled on 9/1 and made 3 relief appearances before the end of the season.

⚾ Pitched for Culiacan in the Mexican Winter League, leading the club to the league title by pitching a complete game in the series-clinching contest...Was 4-0 in the Mexican League postseason.

2000: Spent time with the Diamondbacks, their Triple-A Tucson club, and the Phillies.

⚾ Began the season at Tucson and was recalled by Arizona on 5/5.

⚾ Earned 1st Major League win on 5/9 vs. LAD...Made 5 relief appearances for the D-Backs before being optioned back to Tucson on 5/21...Recalled again on 5/30.

⚾ Tossed 11.1 consecutive scoreless innings from 5/14-6/12.

⚾ Traded to the Phillies on 7/26 with LHP Omar Daal, RHP Nelson Figueroa and 1B Travis Lee for RHP Curt Schilling.

⚾ Made Phillies debut on 7/27 vs. CHC and earned 1st win with Philadelphia on 8/22 at CIN...Picked up 1st Big League save the next day at CIN.

⚾ Posted a 2.31 ERA (9 ER/35.0 IP) with 30 strikeouts prior to the trade and was named Diamondbacks Rookie of the Year by the Arizona chapter of the BBWAA

1999: Moved from Single-A to the Majors in his 1st pro season.

⚾ Opened 1st pro season at Single-A High Desert in the Arizona organization, where he was 4-1 with a 3.73 ERA (21 ER/50.2 IP) in 9 starts.

⚾ Promoted to Tucson and pitched 7.0 shutout innings in his Triple-A debut on 5/30 at Nashville.

⚾ Named Diamondbacks Minor League Pitcher of the Month for May, going a combined 4-1 with a 2.89 ERA (12 ER/37.1 IP).

VICENTE PADILLA, CONTINUED

- Won 3 consecutive games for Tucson from 6/9-19 before being selected to Arizona's Major League roster on 6/24...Made his Big League debut on 6/29 at CIN.
- Optioned back to Tucson on 7/8 after 4 big league appearances...Recalled again on 7/19 and appeared in 1 game before being optioned again.
- Played winter ball for Estrellas in the Dominican Winter League.

PERSONAL

- Worked under former Major League pitcher and follow Nicaraguan native Dennis Martinez for 2 weeks in 1998 to improve change-up, slider and curve.
- Pitched for bronze medal-winning Nicaragua in the XXXIII World Cup, 7/22-8/2/98...Earned a save against Italy in the medal round...Pitched in quarterfinals against the Dominican Republic...Made 3 appearances in the qualifying round, holding batters to a .188 AVG.
- Played in 4 games for Nicaragua in the Central American Games from 8/29-9/18/98...Earned 1 win and 1 save in the Games.

VICENTE PADILLA'S CAREER RECORD

YEAR	CLUB	W-L	ERA	G	GS	CG	SHO	SV	IP	H	R	ER	HR	HB	BB	SO	WP	BK
1999	High Desert	4-1	3.73	9	9	0	0	0	50.2	50	27	21	3	1	17	55	2	2
	Tucson	7-4	3.75	18	14	0	0	0	93.2	107	47	39	6	7	24	58	0	1
	ARIZONA	0-1	16.88	5	0	0	0	0	2.2	7	5	5	1	0	3	0	0	0
2000	Tucson	0-1	4.42	12	3	0	0	1	18.1	22	9	9	2	0	8	22	2	0
	ARIZONA	2-1	2.31	27	0	0	0	0	35.0	32	10	9	0	0	10	30	0	0
	PHILLIES	2-6	5.34	28	0	0	0	2	30.1	40	23	18	3	1	18	21	1	0
2001	Scranton/WB	7-0	2.42	16	16	0	0	0	81.2	64	24	22	8	3	11	75	3	1
	PHILLIES	3-1	4.24	23	0	0	0	0	34.0	36	18	16	1	0	12	29	1	0
2002	PHILLIES	14-11	3.28	32	32	1	1	0	206.0	198	83	75	16	15	53	128	6	2
2003	PHILLIES	14-12	3.62	32	32	1	1	0	208.2	196	94	84	22	16	62	133	3	2
2004	Scranton/WB	0-0	13.50	2	2	0	0	0	4.2	6	7	7	1	0	5	6	0	0
	PHILLIES	7-7	4.53	20	20	0	0	0	115.1	119	63	58	16	10	36	82	2	0
2005	Clearwater	0-1	9.00	1	1	0	0	0	2.0	3	2	2	0	0	1	1	0	0
	Clearwater	0-1	1.80	1	1	0	0	0	5.0	4	1	1	0	0	1	3	0	0
	PHILLIES	9-12	4.71	27	27	0	0	0	147.0	146	79	77	22	8	74	103	1	0
2006	Scranton/WB	1-0	3.60	1	1	0	0	0	5.0	6	2	2	0	0	2	4	0	0
	TEXAS	15-10	4.50	33	33	0	0	0	200.0	206	108	100	21	17	70	156	4	2
2007	Frisco	0-1	5.73	5	5	0	0	0	11.0	11	7	7	1	0	8	11	1	0
	TEXAS	6-10	5.76	23	23	0	0	0	120.1	146	88	77	16	9	50	71	2	0
2008	TEXAS	14-8	4.74	29	29	1	1	0	171.0	185	100	90	26	15	65	127	12	3
2009	Albuquerque	1-0	3.60	1	1	0	0	0	5.0	3	2	2	1	0	3	5	0	0
	TEXAS	8-6	4.92	18	18	0	0	0	108.0	120	61	59	12	8	42	59	4	2
	LA DODGERS	4-0	3.20	8	7	0	0	0	39.1	36	15	14	4	0	12	38	1	0
2010	Inland Empire	0-0	0.84	3	3	0	0	0	10.2	6	1	1	0	0	1	10	0	0
	LA DODGERS	6-5	4.07	16	16	1	1	0	95.0	79	46	43	14	7	24	84	0	1
	Albuquerque	0-1	6.35	1	1	0	0	0	5.2	8	6	4	2	0	0	5	1	0
2011	Cucamonga	0-0	1.42	4	4	0	0	0	6.1	4	1	1	0	1	1	5	0	0
	LA DODGERS	0-0	4.15	9	0	0	0	3	8.2	7	4	4	0	0	5	9	0	0
Major League Totals		104-90	4.31	330	237	4	4	5	1521.1	1553	797	729	174	106	536	1070	37	12
Minor League Totals		20-10	3.54	74	61	0	0	1	299.2	294	136	118	24	12	82	260	9	4

- 1998 Signed by the Arizona Diamondbacks as an international free agent on 8/24
- 2000 Acquired by the Philadelphia Phillies with LHP Omar Daal, RHP Nelson Figueroa and 1B Travis Lee in exchange for RHP Curt Schilling on 7/26
- 2005 Acquired by the Texas Rangers in exchange for a player to be named later (RHP Ricardo Rodriguez) on 12/12
- 2006 Signed by the Texas Rangers as a free agent on 12/21
- 2009 Signed by the Los Angeles Dodgers as a minor league free agent on 8/19
- 2010 Re-signed by the Los Angeles Dodgers on 1/21
- 2010 Re-signed by the Los Angeles Dodgers as a free agent on 12/9
- 2012 Signed by the Boston Red Sox as a minor league free agent on 1/16

VICENTE PADILLA, CONTINUED

DIVISION SERIES RECORD

YEAR	CLUB	W-L	ERA	G	GS	CG	SHO	SV	IP	H	R	ER	HR	HB	BB	SO	WP	BK
2009	LAD vs. STL	1-0	0.00	1	1	0	0	0	7.0	4	0	0	0	0	1	4	0	0

LEAGUE CHAMPIONSHIP SERIES RECORD

YEAR	CLUB	W-L	ERA	G	GS	CG	SHO	SV	IP	H	R	ER	HR	HB	BB	SO	WP	BK
2009	LAD vs. PHI	0-1	6.10	2	2	0	0	0	10.1	8	7	7	3	0	3	9	0	0

ALL-STAR GAME RECORD

YEAR	CLUB	W-L	ERA	G	GS	CG	SHO	SV	IP	H	R	ER	HR	HB	BB	SO	WP	BK
2002	NL at MIL	0-0	0.00	1	0	0	0	0	2.0	0	0	0	0	0	1	0	0	0

CAREER FIELDING RECORD

YEAR	CLUB	POS	PCT.	G	GS	PO	A	E	TC	DP
1999	ARIZONA	P	-	5	0	0	0	0	0	0
2000	ARIZONA	P	1.000	27	0	3	3	0	6	0
	PHILADELPHIA	P	.875	28	0	3	4	1	8	0
2001	PHILADELPHIA	P	1.000	23	0	4	2	0	6	1
2002	PHILADELPHIA	P	.977	32	32	10	32	1	43	1
2003	PHILADELPHIA	P	.922	32	32	12	35	4	51	1
2004	PHILADELPHIA	P	1.000	20	20	9	16	0	25	0
2005	PHILADELPHIA	P	.964	27	27	4	23	1	28	2
2006	TEXAS	P	.971	33	33	12	22	1	35	1
2007	TEXAS	P	.947	23	23	6	12	1	19	2
2008	TEXAS	P	.882	29	29	9	21	4	34	2
2009	TEXAS	P	.952	18	18	4	16	1	21	0
	LA DODGERS	P	.857	8	7	2	4	1	7	1
2010	LA DODGERS	P	.947	16	16	8	10	1	19	1
2011	LA DODGERS	P	1.000	9	0	0	1	0	1	0
Career Totals		P	.947	330	237	86	201	16	303	12

CAREER BATTING TOTALS

	AVG.	G	AB	R	H	2B	3B	HR	RBI	SH	SF	HB	BB	SO	SB	CS	E
Major League Totals	.108	330	250	13	27	4	1	0	17	30	1	3	16	130	0	0	16

SINGLE-GAME HIGHS

INNINGS PITCHED	9.0, 4 times, last 8/4/10 for LAD vs. SD (start)
	5.0, 9/5/01 for PHI vs. NYM (relief)
LOW-HIT COMPLETE GAME	2, 2 times, last 8/4/10 for LAD vs. SD
STRIKEOUTS	11, 4/14/02 for PHI vs. CIN
HITS ALLOWED	12, 2 times, last 6/15/07 for TEX at CIN
RUNS ALLOWED	8, 4 times, last 8/15/10 for LAD at ATL
WALKS ALLOWED	6, 4 times, last 4/19/07 for TEX at CWS
HOME RUNS ALLOWED	5, 4/19/05 for PHI vs. NYM
WINNING STREAK	5, 4/27/08-5/27/08
EJECTIONS	8/15/06 for TEX vs. LAA (HP, Hunter Wendelstedt) 9/16/07 for TEX at OAK (HP, Chich Meriwether)

DUSTIN PEDROIA • 15 • 2B



FULL NAME: Dustin Luis Pedroia

BATS: Right **THROWS:** Right **HEIGHT:** 5-8 **WEIGHT:** 165

OPENING DAY AGE: 28 (Turns 29 on August 17)

BORN: August 17, 1983 in Woodland, CA

RESIDES: Chandler, AZ

MAJOR LEAGUE SERVICE: 5 years, 41 days

ACQUIRED: Selected in the second round of the 2004 First-Year Player Draft

SIGNED BY: Dan Madsen (Red Sox)

CONTRACT STATUS: Signed through 2014 (club option for 2015)

CAREER HIGHLIGHTS

Helped the Red Sox to a World Series title as consensus American League Rookie of the Year in 2007.

Named the AL MVP and took home both Gold Glove and Silver Slugger awards at 2nd base in 2008.

Selected to the American League All-Star team in each of 3 seasons from 2008-10, winning the fan vote as the starter at 2nd base in 2008-09 (did not attend in 2009).

Took home his 2nd Gold Glove award at 2nd base in 2011...Became the 1st Red Sox to win multiple Gold Gloves since Dwight Evans collected his 8th in 1985...The only other Red Sox ever to win the award as a 2nd baseman was Doug Griffin in 1972.

Received the 2011 Jackie Jensen Award from the Boston Chapter of the BBWAA...The award is presented annually to a Major League player for spirit and determination.

Career .990 fielding percentage at 2nd base is the best in club history at the position (min. 400 games)...Leads active American Leaguers with at least 700 games at 2nd base.

Holds the longest career errorless games and chances streaks at 2nd base in Red Sox history, logging 98 games and 439 total chances without a miscue from 7/30/09-5/19/10 and 7/29/09-5/20/10, respectively.

With 75 home runs and 82 stolen bases, joins Ellis Burks (1987-92) as the only players in club history with at least 75 homers and 75 stolen bases within their 1st 6 Major League seasons.

Owns a .397 AVG (48-for-121) in 31 career starts in the clean-up spot in the order, with 7 homers and 28 RBI in those contests.

Since the start of his 1st full season in 2007, ranks 3rd in the AL with 202 doubles, behind Baltimore's Nick Markakis (212) and New York's Robinson Cano (211)...Is 4th in the circuit with 474 runs, 6th with 845 hits, and 7th among AL qualifiers with a .309 AVG (845-for-2736) over that span...Also 7th in that period with 1,163 times on base and 10th with 12,303 pitches faced.

Has notched 244 multi-hit games since the beginning of the 2007 season, 6th in the AL...Is 3rd in the AL with 82 tilts of at least 3 hits in that time and tied for 2nd in the circuit during that span with 16 contests with 4 or more hits, trailing only Carl Crawford (21).

Ranks among ML leaders at 2nd base since 2007 in games (4th, 682), games started (4th, 674), innings played (4th, 5924.0), putouts (7th, 1,218), total chances (7th, 3,095) and assists (7th, 1,849)...Has the 4th-highest zone rating at the position in that time at .840.

Led the AL in runs scored in both the 2008 and 2009 campaigns, scoring 118 and 115 times, respectively...Paced the Majors with 54 doubles and tied for the ML lead with 213 hits that season (also Ichiro).

Has reached the 30-double mark 4 times, in each season from 2007-09 and again in 2011...The only Red Sox 2nd baseman with more 30-double seasons is Bobby Doerr with 6.

Knocked at least 10 home runs in each of the last 4 seasons beginning in 2008, including a career-high 21 in 2011...Has 65 total homers in that span, all while playing 2nd base, 4th among AL players at the position during that time...Is the 1st Red Sox 2nd baseman to reach double digits in homers in 4 consecutive seasons since Bobby Doerr did it in 6 straight campaigns from 1946-51.

RED SOX MOST VALUABLE PLAYERS

YEAR	PLAYER	POS
1938	Jimmie Foxx	1B
1946	Ted Williams	OF
1949	Ted Williams	OF
1958	Jackie Jensen	OF
1967	Carl Yastrzemski	OF
1975	Fred Lynn	OF
1978	Jim Rice	OF
1986	Roger Clemens	RHP
1995	Mo Vaughn	1B
2008	Dustin Pedroia	2B

MOST VALUABLE PLAYERS AT SECOND BASE

YEAR	PLAYER	CLUB
1931	Frankie Frisch	STL
1937	Charlie Gehringer	DET
1942	Joe Gordon	NYN
1949	Jackie Robinson	BRK
1959	Nellie Fox	CWS
1975	Joe Morgan	CIN
1976	Joe Morgan	CIN
1984	Ryne Sandberg	CHC
2000	Jeff Kent	SF
2008	Dustin Pedroia	BOS

(Lists reflect only BBWAA award winners)

On 12/3/08, signed a 6-year contract with a club option for 2015.

With his 21 homers and 26 stolen bases in 2011, became the 7th Red Sox to record 20 homers and 20 steals in a single season (2nd in 2011, also Jacoby Ellsbury), the 8th time it has been done in club history...Joined Ellsbury as the only set of Sox teammates to do it in the same season.

Is the 1st Red Sox 2nd baseman ever with 3, 20-steal seasons (2008, 2009 and 2011).

Owens a .252 AVG (29-for-115) with 5 homers and 18 RBI in 28 career playoff games, all starts at 2nd base.

Ranks among Red Sox all-time postseason leaders in doubles (T-4th, 9), runs (T-4th, 22), home runs (T-6th), hits (8th, 29) and RBI (9th).

2011: Set career highs with 159 games, 3 triples, 21 homers, 91 RBI, 86 walks, 26 stolen bases and a .387 OBP...Became 7th Red Sox to record 20 homers and 20 steals in a single season (2nd in 2011, also Jacoby Ellsbury), the 8th time it had been done in club history.

Joined Ellsbury as the only set of Sox teammates to post 20 HR/20 SB in the same season.

21 homers were 4th most in a single season by a Red Sox 2nd baseman (min. 100 games at 2nd base) to Bobby Doerr's 27 in 1948 and 1950, and 22 in 1940...Is the 1st Sox 2nd baseman to reach double digits in homers in 4 consecutive seasons since Doerr did it in 6 straight campaigns from 1946-51.

His 26 stolen bases marked the most by a Sox 2nd baseman since Jerry Remy's 30 in 1978.

Finished 2nd in the Majors with a .358 AVG (64-for-179) against left-handed pitching, behind only Texas' Michael Young's .361 mark...Also placed among AL leaders in AVG (7th, .307), hits (6th, 195), multi-hit games (7th, 56), 3+ hit games (T-4th, 18), runs (T-8th, 102), total bases (9th, 301), times on base (4th, 282), walks (6th, 86), OBP (7th, .387), games (T-4th, 159), at-bats (6th, 635) and pitches seen (2nd in ML, 3,063).

Earned 2nd career Gold Glove Award at 2nd base...Finished with a .990 fielding percentage, 2nd among qualifying AL 2nd baseman behind only the Angels Howie Kendrick (.992)...Set single-season Red Sox records with 159 games and 1,392.1 innings as a 2nd baseman, both of which led the AL, and he also topped the Majors with 158 starts at the position...Also ranked among AL leaders at the position in putouts (2nd, 290), total chances (3rd, 722), assists (3rd, 425) and double plays (4th, 81).

Hit .321 (102-for-318) in 80 games at Fenway Park, the 10th-best home AVG in the AL...Notched a 25-game hit streak at Fenway from 6/4-8/3 (.426, 43-for-101)...It was the 3rd-longest home hit streak by a Red Sox since 1919, longest since Nomar Garciaparra's 31-gamer, 4/20-6/28/03.

Batted .406 (28-for-69) with 13 RBI in 17 games vs. NYY, the highest mark on the team against the Yankees and 5th-best among all Major Leaguers with at least 25 PA against NYY.

Posted a career-high, 25-game hit streak from 6/29-7/28, the longest run in the AL in 2011 and longest ever by a Red Sox 2nd baseman (passed Del Pratt, 23 games, 6/23-7/14/1922)...Also tied for 11th-longest in club history overall...Hit .404 (44-for-109) with 9 doubles, a triple, 9 homers, 20 RBI and 27 runs, and recorded multi-hits 12 times during the 25-game stretch.

Tallied a career-high 37-game on-base streak from 6/15-7/28, 8 more tilts than his previous career long stretch, a 29-game run from 6/22-7/27/08...Tied for the 4th-longest streak in the Majors in 2011, and was the longest such stretch for a Red Sox batter since Kevin Youkilis' 44-game run, 7/12-9/10/08...Also the longest for a Sox 2nd baseman since Jerry Remy reached in 37 straight tilts, 4/20-6/1/79...Batted .390 (60-for-154) over the 37 contests with 14 doubles, 2 triples, 10 homers, 26 RBI, 36 runs and 23 walks, hitting safely in 36 of those tilts.

Recorded career-high tying 5-game multi-hit streaks twice (4th and 5th time in his career), 7/10-18 (12-for-26, .462) and 7/30-8/3 (10-for-21, .476)...Tallied career-long 8-game extra-base hit streak, 7/17-18 (5 2B, 5 HR)...XBH streak was 1 shy of the longest such stretch by a Red Sox since 1919 (4 times, last David Ortiz, 4/19-29/04)...Since 1919, he is the 1st Sox to have such a stretch as a 2nd baseman.

Started 25 games in the cleanup spot, hitting .347 (35-for-101) with 5 homers and 21 RBI in those tilts...Homered in each of his 1st 2 starts in the 4-hole, 6/30 and 7/5...Including his previous 2 starts as the cleanup hitter on 9/2-3/08, homered in 4 straight games while starting in the slot, the 1st Red Sox batter to hit home runs in 4 straight starts as the cleanup man since Manny Ramirez, 6/2-5/01...Notched a sac bunt on 8/12 at SEA, the 1st by a Boston clean-up hitter since Ellis Burks on 8/30/90 at CLE.

Hit over .300 in every month after April (.255) and May (.227), hitting .340 in June, .411 in July, .303 in August and .304 in September...Named AL Player of the Month for July, leading the Majors with 46 hits, .411 AVG (min. 84 PA), 27 runs (tied), 81 total bases and 18 extra-base hits (tied)...The 46 hits were the most for a Red Sox player during July of any season since 1939, when 3 future Hall of Famers each collected more: Bobby Doerr (52), Ted Williams (48) and Jimmie Foxx (47)...Tied for AL lead with 8 July homers, his most in any month and the most by a Red Sox 2nd baseman in July since 1964 (Felix Mantilla, 10).

Hit in 4 straight games to start the year, 4/1-5 (5-for-15, .333), his longest stretch to start a season...Opening Day (4/1) at TEX marked 1st game action since 8/18/10.

20 HR/20 SB SEASONS, RED SOX HISTORY

PLAYER	GAMES	HR/SB
Jackie Jensen	1954	25/22
Jackie Jensen	1959	28/20
Carl Yastrzemski	1970	40/23
Ellis Burks	1987	20/27
John Valentin	1995	27/20
Nomar Garciaparra	1997	30/22
Jacoby Ellsbury	2011	32/39
Dustin Pedroia	2011	21/26

🔴 Tallied 3 hits in each of Boston's 1st 3 home games from 4/8-10, his 2nd-career stretch with 3 straight 3-hit games, also 6/25-28/08... Became just the 2nd Red Sox ever with at least 3 hits in each of the club's 1st 3 home games of a season, joining Ira Flagstad in 1926... Was also the 1st player in Sox history to have at least 3 hits and 2 RBI in each of the team's 1st 2 home games of a season (3 RBI on 4/8 and 2 RBI on 4/9).

🔴 Knocked 1st homer of the season on 4/8 vs. NYY, a solo shot in the 1st... Marked 3rd straight year going deep in the Sox home opener including the club's 1st game in 2009 (vs. TB) and 2010 (vs. NYY)... Only other Red Sox player to do it was Fred Lynn from 1978-80 (Elias).

🔴 Tied career high with 3 doubles on 4/9 vs. NYY (2nd time, also 4/22/08 vs. LAA).

🔴 Had a career-long stretch of 17 games without an RBI from 5/3-22... Drove in 81 runs over 114 tilts after that stretch through the end of the season.

🔴 2 hits in 1st inning 5/25 at CLE, including a 2-run homer, his 1st shot since 4/15 vs. TOR... Snapped 34-game homerless drought, 2nd-longest of his career after 47-gamer, 4/8-5/30/09.

🔴 Drew 21 walks in June, the most of any month of his career... Tied career high with 3 walks twice in 2011, 6/21 vs. SD and 8/9 at MIN, the 5th and 6th time in his career with 3 free passes.

🔴 Tallied 62 errorless contests from 6/26-9/3, 11 shy of Bobby Doerr's single-season club record of 73 games from 6/23-9/19/48.

🔴 Hit 6 homers in 8 games, 7/5-16... Bobby Doerr is the only other Red Sox 2nd baseman ever to hit 6 homers in an 8-game span (1948 and 1950)... Went deep in 3 straight tilts, 7/10-16, his 1st time with a homer in 3 consecutive games in a single season in his career and the 1st Red Sox 2nd baseman to do it since Felix Mantilla from 9/18-20/64.

🔴 Drove in the game-winning run in the top of the 16th on 7/17 at TB, with a single scoring Josh Reddick... Notched 3 of Boston's 5 hits in the 1-0 victory.

🔴 Hit 200th career double 9/3 vs. TEX in his 691st ML game... Since 1919, the only other Red Sox to reach the mark that quickly was Nomar Garciaparra (665th game).

🔴 Hit safely in each of his last 11 games of the season from 9/18-28, tied for his 2nd-longest stretch of 2011 (also 6/15-26) behind his career-high 25-game run... Hit .426 (20-for-47) over the 11 contests with 8 RBI and 7 runs.

🔴 Went 4-for-5 with 2 doubles, 2 homers, 5 RBI and 4 runs in an 18-6 win vs. TOR on 9/13... Marked his 3rd-career multi-homer game, his 1st since hitting 3 roundtrippers on 6/24/10 at COL... Tied career highs for RBI (4th time) and extra-base hits (3rd time), and had season-high 4 runs, all last achieved on 6/24/10 at COL... His 4 hits also tied a season high (also 7/26 vs. KC).

🔴 Underwent surgery on 9/30 to remove a screw from his left foot that had been inserted during a surgical procedure on 9/3/10.

2010: Limited to 75 games due to a fractured left foot, suffered in June.

🔴 Hit 6 home runs in April, the most ever by a Sox 2nd baseman... The previous mark was 4 homers by Tim Lincecum (1994), Mike Andrews (1969) and Bobby Doerr (1941).

🔴 Ranked among June AL leaders in SLG (4th, .626), AVG (5th, .374), OBP (5th, .449), extra-base hits (5th, 14), doubles (T-6th, 9) and runs (T-8th, 19).

🔴 Doubled in 7 straight home games from 6/1-15, tied with Wade Boggs (7/15-8/1/83) for the longest such streak in Red Sox history.

🔴 Posted a .500 AVG (26-for-52) with 4 homers, 13 RBI and 17 runs over 13 games from 6/10-24... Hit safely in 12 of those 13 tilts, including 9 multi-hit efforts.

🔴 Recorded 1st career walk-off hit on 6/20, a 2-out RBI single in the 9th inning vs. LAD... Became just the 3rd Sox player ever to record a walk-off hit against the Dodgers in the regular season or playoffs, joining David Ortiz (9th inning single on 6/11/04) and Del Gainer (14th inning single on 10/9/16, Game 2 of World Series).

🔴 Set a career high and matched the Red Sox record with 3 home runs on 6/24 at COL... Became the 20th Sox player (25th time) with 3 homers in a game, the 1st since Kevin Millar, 7/23/04 vs. NYY... Was the 2nd Red Sox 2nd baseman to do it, joining Bobby Doerr, 6/8/50 vs. St. Louis Browns.

🔴 Also singled and doubled in the 6/24 game for 3rd career 5-hit effort, 1st since 8/12/08 vs. TEX, and a career-high 15 total bases, the most by a Sox player since John Valentin on 6/2/95 vs. SEA (15)... No other Major Leaguer had tallied 15 total bases in a game since St. Louis' Albert Pujols on 7/20/04 at CHI (15)... Was his 2nd career game with 4 extra-base hits, also 7/2/08 at TB (accomplished again on 9/13/11 vs. TOR).

🔴 Fractured left foot on 6/25 at SF when he fouled a ball off the foot in the top of the 3rd inning... Landed on the DL the next day.

🔴 Named to 3rd-straight All-Star team and attended the 7/13 exhibition at Angel Stadium, but was unable to participate due to injury... Selected via the Player Ballot, a vote of the players, managers and coaches.

🔴 Played in 2 rehab games with Triple-A Pawtucket from 8/14-15 before being activated from the DL on 8/17... Appeared in 2 games from 8/17-18 before returning to the DL on 8/20 (retro to 8/19) and remained sidelined for the duration of the season... Underwent season-ending surgery on the navicular bone of his left foot on 9/3... A screw was inserted to promote healing of the fracture that occurred on 6/25 in SF... The procedure was performed by Dr. George Theodore and Dr. Tom Gill at Massachusetts General Hospital.

2009: Named to All-Star Team and led AL in runs (115) for the 2nd straight season...Paced the Red Sox in games played (154) and doubles (48) and finished 2nd in stolen bases (20).

Also finished among the AL's top 10 in doubles (T-3rd, 48), times on base (7th, 264), at-bats (10th, 626) and hits (T-10th, 185)...Was the hardest player in the Majors to strike out, fanning once every 15.87 plate appearances, the best mark by a Red Sox batter since Wade Boggs (19.29) in 1992.

Became the 1st Red Sox player to hold the outright AL lead in runs in back-to-back seasons since Dom DiMaggio did it from 1950-51...Wade Boggs led the league in 1988 but tied for the top spot in 1989.

Reached 40 doubles on 8/24, joining Jody Reed (1990-91) as the only Red Sox 2nd baseman to record 40 2-baggers in 2 separate seasons with the club...Notched his 100th career double 4/17 vs. BAL.

Recorded 3 or more hits in a game 20 times, tied for 3rd in the AL...Led the team with 3 games of 4+ hits.

Collected 20 stolen bases for 2nd straight year, 4th among AL 2nd basemen...Joined Amby McConnell (1908-09) as the only Red Sox 2nd basemen to post 20 or more steals in multiple seasons...Was successful on 20 of 28 attempts.

Belted 15 home runs, 6th among AL 2nd basemen...Was the 2nd straight year reaching that mark...Joined Robert Alomar (3), Ray Durham (3) Alfonso Soriano (3), Ian Kinsler (3) and Chuck Knoblauch (2) as the only AL 2nd basemen ever to post at least 15 homers and 20 steals in consecutive seasons.

Finished 3rd among AL 2nd basemen with a .991 fielding percentage, making just 6 errors in 663 total chances...Was 4th in that group with 154 games played at the position and 4th with 253 putouts.

Hit a home run in his 1st plate appearance of the season, 4/7 vs. TB...Was the 1st reigning MVP to homer in his 1st plate appearance since Minnesota's Justin Morneau in 2007...Jim Rice (1978 MVP) was the last Red Sox batter to go deep on Opening Day following an MVP campaign...Also homered in his last plate appearance of the year, 10/4 vs. CLE...Joined Alex Rodriguez as the only players in the Majors to homer in their 1st and last plate appearances of 2009.

After 1st home run, went 190 at-bats before hitting No. 2, 5/31 at TOR...Turned in 1st career multi-homer game on 9/8 vs. BAL...Belted 2nd career leadoff homer on 10/3 vs. CLE.

Led the team and ranked 5th in the AL with a .365 clip in the month of May, including a 10-game hitting streak from 5/17-27 (16-for-38, .421).

Hit .303 with 65 runs scored in the 1st half before posting a .287 AVG and 50 runs after the Midsummer Classic.

Earned 2nd career All-Star selection, winning the starting job with 3,404,384 fan votes to beat out Texas' Ian Kinsler (3,331,298)...Withdrawd from the 7/14 game at Busch Stadium in St. Louis due to a family health matter.

Hit .316 over his final 25 contests, including a season-high, 16-game hit streak from 9/7-24 (24-for-64, .375).

POSTSEASON: Started all 3 of Boston's ALDS games against the Angels at 2nd base, going 2-for-12 (.167) with a double, 2 RBI and a run scored...Doubled in Boston's 1st 2 runs of the game and came around to score in the 3rd inning of Game 3 loss at Fenway Park.

2008: Named AL MVP after leading the Majors with 54 doubles, tying for 1st with 213 hits (also Seattle's Ichiro Suzuki), and placing 2nd with 118 runs and 61 multi-hit games, both AL highs.

Had the AL's 2nd-highest AVG at .326, 2 points behind Minnesota's Joe Mauer, and also ranked among the league leaders in at-bats (3rd, 653), times on base (3rd, 270), sac flies (T-3rd, 9), singles (T-3rd, 140), total bases (4th, 322), extra-base hits (7th, 73) and games (T9th, 157)...Fanned once every 13.96 plate appearances, the 3rd-best ratio in the AL.

Placed 2nd in the AL with a .331 AVG (162-for-490) against righties...Hit .307 (50-for-163) with runners in scoring position and was 8-for-16 with the bases loaded.

Named AL MVP by the Baseball Writers Association of America on 11/18...Received 16 of 28 1st-place votes, 6 2nds, 4 3rds and 1 4th...The award was the 10th in Red Sox history and the 1st since Mo Vaughn's in 1995...Became just the 4th American Leaguer to win the award while playing the majority of his games at 2nd base and 10th overall ML 2nd baseman...Detroit's Charlie Gehringer (1937), New York's Joe Gordon (1942) and Chicago's Nellie Fox (1959) are the only other AL winners at the position...No other position has fewer MVP winners.

Joined Fred Lynn as the 2nd player ever to earn both AL MVP and Rookie of the Year honors with the Red Sox...Ryan Howard (2005-06) and Cal Ripken Jr. (1982-83) are the only other Major Leaguers ever to earn a league MVP nod 1 season after being named Rookie of the Year...Lynn (1975) and Ichiro Suzuki (2001) won both awards in the same season...Became the 20th former Rookie of the Year to be named MVP, just the 7th AL player to do it, joining Jose Canseco, Rod Carew, Lynn, Thurman Munson, Ripken and Suzuki (Justin Verlander joined the group in 2011).

RED SOX SINGLE-SEASON FIELDING PERCENTAGE LEADERS

AT SECOND BASE

YEAR	PLAYER	PCT.	TC	E
2006	Mark Loretta	.994	639	4
1948	Bobby Doerr	.993	802	6
2008	Dustin Pedroia	.992	733	6
2009	Dustin Pedroia	.991	663	6
1961	Chuck Schilling	.991	854	8
2007	Dustin Pedroia	.990	625	6
2011	Dustin Pedroia	.990	722	7

Selected as the 2nd baseman on the American League Gold Glove Team...Was the 37th Gold Glove Award in club history, becoming the 17th different Red Sox player to win 1, and the 3rd to receive the honor since 1992, joining Kevin Youkilis (2007) and Jason Varitek (2005)...Was the 2nd award for a Red Sox 2nd baseman, 1st since Doug Griffin's in 1972.

Compiled a .992 fielding percentage, 2nd among qualifying Major League 2nd basemen behind only Oakland's Mark Ellis (.993)...Also the 3rd highest ever by a Red Sox 2nd baseman, trailing Mark Loretta (.994 in 2006) and Bobby Doerr (.993 in 1948)...Made just 6 errors in 733 total chances, tied with Doerr (1948) for fewest ever by a Sox 2nd baseman with at least 700 total chances in a season...Committed 1 miscue over his final 91 games, including a span of 61 consecutive errorless contests from 6/12-8/24, 12 shy of Doerr's club record of 73 games (1948) (since passed by Pedroia)...Ranked among AL leaders at his position in starts (1st, 155), games (2nd), assists (3rd, 448), total chances (4th), double plays (4th, 101) and putouts (5th, 279).

Chosen as the 2nd baseman on the AL Louisville Slugger Silver Slugger Team, becoming the 1st Red Sox 2nd baseman ever to receive the honor.

Carlton Fisk (1972) and Fred Lynn (1975) are the only other players in Red Sox history to receive Rookie of the Year and Gold Glove honors within their 1st 2 full Big League campaigns...Joined Jason Varitek (2005), Ellis Burks (1990) and Dwight Evans (1981) as the 4th Red Sox to win Gold Glove and Silver Slugger awards in the same season (Adrian Gonzalez and Jacoby Ellsbury also accomplished the feat in 2011).

1 of 8 players ever to be named MVP, earn Rookie of the Year and Gold Glove awards, and win a World Series during his playing career, joining Willie Mays, Frank Robinson, Pete Rose, Johnny Bench, Thurman Munson, Cal Ripken, Jr. and Albert Pujols...Of that group, only Pedroia, Pujols, Ripken and Rose also added a Silver Slugger to their resume.

Became the 8th AL player ever to earn MVP, Gold Glove and Silver Slugger awards in the same season, joining Texas' Alex Rodriguez (2003), Seattle's Ichiro Suzuki (2001), Texas' Ivan Rodriguez (1999), Seattle's Ken Griffey Jr. (1997), Baltimore's Cal Ripken, Jr. (1991), New York's Don Mattingly (1985) and Milwaukee's Robin Yount (1982)...The feat has also since been accomplished by Minnesota's Joe Mauer (2009)...Joins Chicago's (NL) Ryne Sandberg (1984) as the only Big League 2nd basemen to do it.

Became the 1st 2nd baseman ever to earn Red Sox Most Valuable Player honors from the Boston BBWAA Chapter...Finished 2nd behind Albert Pujols in the *This Year in Baseball Hitter of the Year* voting...Named the 2nd baseman on *Baseball America's* 2nd-team Major League All-Star squad.

Elected in fan balloting as the AL's starting 2nd baseman for the 7/15 All-Star game at Yankee Stadium... Played the 1st 5 innings, going 0-for-1 with a walk...Became the 6th Red Sox All-Star starter at 2nd base joining Bobby Doerr (1947-43-44-46-50), Billy Goodman (1953), Pete Runnels (1960, both games), Felix Mantilla (1965) and Mark Loretta (2006).

Was the 1st player to top the Majors in hits and doubles in the same season since New York's Don Mattingly in 1986...Became 1st Red Sox to lead the Majors in hits since Wade Boggs (240) in 1985...Also Boston's 1st AL doubles leader since Nomar Garciaparra (56) in 2002 and the 1st AL runs leader since Boggs (113) in 1989.

Topped the Red Sox in AVG, games, at-bats, runs, hits and doubles, was 2nd in OBP (.376), SLG (.493) and steals (20-tied), and placed 3rd in RBI (83).

Became 3rd Red Sox player ever with 200 hits and 50 doubles in 1 season, joining Tris Speaker (222 hits/53 doubles) in 1912 and Wade Boggs (205 hits/51 doubles) in 1989...1 of 36 players (45 times) in Major League history to accomplish the feat...213 hits tied for 4th highest in club history.

54 doubles were the 2nd most ever for an AL 2nd baseman to 60 for Detroit's Charlie Gehringer in 1936... Since passed by Baltimore's Brian Roberts (56 in 2009)...Were the 3rd-most 2-baggers ever by a Red Sox behind Earl Webb (67) in 1931 and Nomar Garciaparra (56) in 2002.

Became the 9th Major League 2nd baseman to record 200 hits, 50 doubles and 100 runs in a season...Was just the 5th 2nd baseman with 200 hits, 50 doubles, 100 runs and 15 homers, joining Charlie Gehringer in 1936, Craig Biggio in 1998, Jose Vidro in 2000 and Alfonso Soriano in 2002.

Established Red Sox records by a 2nd baseman for runs, hits, doubles, total bases and extra-base hits...Also had the highest AVG ever for a Sox at the position at .326, just ahead of Bobby Doerr (.325) in 1944...Became the 1st Sox 2nd baseman ever to reach 15 homers and 15 stolen bases in a season (also accomplished in 2009).

.326 AVG was highest by a right-handed Red Sox batter since Manny Ramirez (.349) in 2002...The 2nd-place finish in AL batting race was the best for a Red Sox since Bill Mueller and Manny Ramirez placed 1-2 in 2003.

Led the Majors with 23 games of at least 3 hits and 7 games with 4 or more knocks, the latter being the most by a Red Sox since Boggs (8) in 1986.

FILLING UP THE TROPHY CASE

Is 1 of 8 Major Leaguers ever to be named MVP, earn Rookie of the Year and Gold Glove awards, and win a World Series during his playing career.

PLAYER	ROY	MVP	GG	WS
Willie Mays	1954	1954, 1965	1957-68	1954
Frank Robinson	1956	1961, 1966	1958	1966, 1970
Pete Rose	1963	1973	1969-70	1975-76, 1980
Johnny Bench	1968	1970, 1972	1968-77	1975-76
Thurman Munson	1970	1976	1973-75	1977-78
Cal Ripken, Jr.	1982	1983, 1991	1991-92	1983
Albert Pujols	2001	2005, 08, 09	2006, 10	2006, 2011
Dustin Pedroia	2007	2008	2008	2007

♣ Had the AL's 4th-best home AVG at .344 (110-320)...His .309 (103-333) road AVG was 7th highest in the league...Hit safely in 29 consecutive road games, 5/31-8/11, matching the 2nd-longest streak in club history...Tris Speaker had road streaks of 32 games in 1912 and 29 games in 1913...Was the 2nd longest ever for a Big League 2nd baseman to 33 games for Cleveland's Johnny Temple in 1960-61.

♣ Ranked 3rd among AL 2nd basemen with 17 homers, behind Chicago's Alexei Ramirez (21) and Texas' Ian Kinsler (18)...Topped AL second basemen with 83 RBI...Drove in 28 runs over a 26-game span, 8/5-9/3...Tied career best with 5 RBI on 9/2 vs. BAL.

♣ Successful on 95.2 percent (20-of-21) of his stolen base attempts, the best rate in team history among players with at least 20 tries and tied with Philadelphia's Jason Werth for the best ratio among qualifying Major Leaguers in 2008.

♣ Had a 14-game hit streak 4/12-25, a 17-gamer from 6/22-7/9 and hit safely in 10 straight games from 7/29-8/10...Tied a career best with 5 hits, 8/12 vs. TEX, becoming the 1st Red Sox player ever with 5 runs and 5 hits in the same game...Reached base safely in 11 straight plate appearances with 9 hits and 2 walks, 8/29-31.

♣ Notched 124 hits by the All-Star break, 1 shy of the then-team record.

♣ Ended a no-hit bid for the Angels John Lackey with a 1-out single in the 9th inning, 7/29 at Fenway Park.

♣ Was ejected on 8/19 at BAL by Bob Davidson.

♣ Hit his 1st career grand slam, 8/27 at NYY...Was the 17th Red Sox grand slam at Yankee Stadium and the 2nd by a 2nd baseman joining Bill Regan (1928).

POSTSEASON: Hit .233 (10-for-43) with 3 roundtrippers and 6 RBI over all 11 Red Sox games during the playoff run...Handled 56 chances without an error...Went 1-for-17 (.059) with an RBI in 4 ALDS contests against LAA...Was 0-for-15 to begin the postseason before a 5th-inning double in Game 4...Had been hitless in his previous 19 playoff at-bats since an 8th-inning double in Game 3 of the 2007 World Series...Rebound to hit .346 (9-for-26) in 7 ALCS games, 2nd on the team behind Coco Crisp (.450)...Belted 3 home runs and drove in 5...His 9 runs tied for the 2nd most in ALCS history behind Kevin Youkilis' 10 in 2007...Hit safely in 6 of 7 games, including each of the 1st 5, going 8-for-20 (.400) in that span...Went 3-for-5 with 2 homers, 2 RBI, 4 runs and a walk in Game 2 at Tropicana Field, his 1st career multi-homer game and the 11th in Red Sox postseason history...Was the 2nd Boston 2nd baseman to do it, joining Todd Walker (Game 1 of the 2003 ALDS at OAK)...Was 1 run shy of the single-game ALCS mark...Belted a solo homer off Matt Garza in the 1st inning of the 7th and deciding game at TB, the Sox only run in the 3-1 loss.

2007: Selected consensus AL Rookie of the Year, leading all Big League rookies with a .317 AVG (165-for-520), 10th best overall in the AL and 2nd among Major League rookie 2nd basemen since 1900.

♣ Won the Jackie Robinson Award as the AL Rookie of the Year, selected by the Baseball Writers Association of America...Received 24 of 28 1st-place votes and 4 2nds for 132 total points and was the only player named on all 28 ballots...Was the 6th Red Sox to receive the honor, 1st since Nomar Garciaparra in 1997, and the 4th AL player to win the award while playing the majority of his games at 2nd base, joining Minnesota's Rod Carew (1967), Detroit's Lou Whitaker (1978), and Minnesota's Chuck Knoblauch in 1991.

♣ Tabbed as the AL's top rookie by *The Sporting News* and received the Players' Choice Award, both by vote of the league's players...Selected as the Red Sox Rookie of the Year by the Boston BBWAA Chapter...Named as the 2nd baseman on Topps Major League Rookie All-Star Team.

♣ Placed 2nd on the Red Sox in runs (86) and doubles (39), ranked 3rd in AVG and hits (165), and 4th in OBP (.381).

♣ Paced all rookies and had the best batting AVG by a qualifying 1st-year 2nd baseman since 1900 at .3173, passing Pittsburgh's Jim Viox (.3171) in 1913...Also led all ML rookies in doubles (39), was 2nd in OBP (.380) and multi-hit games (49), and 3rd in runs (86) and hits (165)...Finished 2nd among AL rookies in total bases (230) and walks (47), and was 3rd in extra-base hits (48).

♣ Batting AVG was the 7th highest ever by a Red Sox qualifying rookie and had the 4th most doubles...Tallied the highest AVG and OBP for a Sox rookie since Fred Lynn in 1975 and the most runs and doubles since Nomar Garciaparra in 1997.

♣ Ranked 5th in the AL with a .351 AVG (93-for-265) at home, the highest Fenway Park figure for a Boston rookie since Fred Lynn (.365) in 1975...Batted .348 (57-for-164) vs. lefties, 3rd in the AL.

♣ Led off 29 games, 2nd most on the club, and hit .328 (40-for-122) in that spot.

RED SOX ALL-TIME SINGLE-SEASON LEADERS

HITS

YEAR	PLAYER	H
1985	Wade Boggs	240
1912	Tris Speaker	222
1988	Wade Boggs	214
2011	Adrian Gonzalez	213
2008	Dustin Pedroia	213
1978	Jim Rice	213

DOUBLES

YEAR	PLAYER	2B
1931	Earl Webb	67
2002	Nomar Garciaparra	56
2008	Dustin Pedroia	54
1912	Tris Speaker	53
2007	David Ortiz	52

RED SOX ALL-TIME ROOKIE BATTING LEADERS

AVG	PLAYER	YEAR
.342	Patsy Dougherty	1902
.337	Ike Boone	1924
.331	Fred Lynn	1975
.331	Johnny Pesky	1942
.327	Ted Williams	1939
.322	Walt Dropo	1950
.317	Dustin Pedroia	2007
.310	Billy Goodman	1948
.309	Jim Rice	1975

♦ Posted a .990 fielding percentage (6 E/625 TC) in 137 games at 2nd base, 4th among AL qualifiers...Went 48 games without a miscue, 4/13-6/17, and made just 1 error from 4/13-8/11, a span of 90 games...His 132 starts were the 3rd most ever at 2nd base for a Boston rookie behind Chuck Schilling (157) in 1961 and Mike Andrews (135) in 1967.

♦ Named AL's May Rookie of the Month after leading rookies in AVG (.415), doubles (6) and OBP (.472) in 21 games.

♦ Hit safely in 14 straight games from 5/19-6/4, the longest streak by an AL rookie in 2007 and the longest by a Sox rookie since Nomar Garciaparra's club rookie record 30-gamer in 1997.

♦ Earned AL Player of the Week honors for 5/28-6/3 with a .609 AVG.

♦ Produced 5 hits and 5 RBI on 6/15 vs. SF...Was just the 4th Sox rookie ever with a 5-hit game, joining Fred Lynn (6/18/75 vs. DET), Dave Stapleton (9/16/80 vs. CLE), and Brian Daubach (8/14/99 vs. SEA)...Was the 1st Boston rookie with 5 RBI since Daubach, 8/13/99 against SEA...Became the 1st Red Sox 2nd baseman with at least 5 hits since Jerry Remy on 9/3/81 vs. SEA (6).

♦ Had surgery for a fractured hamate bone in his left wrist in November.

POSTSEASON: Hit .283 (17-for-60) with 2 homers and 10 RBI, starting all 14 playoff games at 2nd base...Set a postseason rookie record with 6 doubles, and his 12 runs matched Derek Jeter (1996) for the most ever for a rookie in the playoffs...Had 5th-most playoff hits ever for a rookie (tied by SF's Buster Posey in 2010)...Handled 53 chances without an error...Hit .160 (4-for-25) in Boston's 1st 6 contests before batting safely in the next 7 at .419 (13-for-31)...Went 2-for-13 (.154) in the 3-game ALDS sweep of Los Angeles and batted .345 (10-29) in the ALCS against Cleveland...Set an ALCS rookie record with 8 runs (tied by TB's Evan Longoria in 2008)...Was 3-for-5 with a homer and 5 RBI in Game 7...Became the 1st rookie ever to homer in Game 7 of the ALCS and set a rookie LCS mark for RBI in 1 game...Hit .278 (5-for-18) with 4 RBI in the World Series sweep of Colorado...Homered to lead off Boston's 1st in Game 1 at Fenway Park, joining Baltimore's Don Buford (1969) as the only players to hit a leadoff blast in a World Series opener...Was the 18th overall World Series leadoff homer, 1st ever by a rookie...Had 3 hits and 2 RBI in Game 3 at COL.

2006: Spent majority of season at Triple-A Pawtucket, leading all Red Sox minor leaguers with a .305 AVG, before making his Major League debut with 31 games for the Red Sox beginning 8/22.

♦ Played in 27 games (19 starts) at 2nd base and in 6 games (5 GS) at short with the Big League club.

♦ Selected from Pawtucket on 8/21 and made Major League debut the following night at LAA...Became the 1st member of Boston's 2004 draft class to reach the Majors.

♦ Recorded 1st Major League hit in his 2nd at-bat, a single off the Angels Joe Saunders on 8/22...Hit his 1st Major League home run, a solo shot off Kansas City's Luke Hudson, and had his 1st multi-hit game 9/9 at Fenway Park...Led off game with homer, 9/23 at TOR.

♦ Earned a spot on the International League's post-season All-Star squad with Pawtucket, ranking 3rd in the league in OBP (.384) and tied for 4th in AVG.

♦ Saw extensive action at shortstop (74 games) and 2nd base (33 G) with the PawSox.

♦ Named Red Sox Minor League Defensive Player of the Month for June and Offensive Player of the Month for July (.363, 19 RBI, 28 games)...Had a hit in 8 straight at-bats from 8/14-16.

2005: Named Red Sox Minor League Offensive Player of the Year, splitting the season between Double-A Portland and Triple-A Pawtucket...Earned Eastern League post-season All-Star honors with Portland...Also tabbed a *Baseball America* Double-A All-Star.

♦ Played total of 97 games at 2nd base and 16 tilts at shortstop with the 2 clubs, making only 7 errors.

♦ Began the season at Portland...Named Red Sox Minor League Base Runner of the Month for April and won the club's Minor League Quality Plate Appearance Award for June...Was 4th in the league in OBP (.409) and 5th in AVG (.324) at the time of his 6/22 promotion to Pawtucket.

♦ Led the PawSox with 26 runs and was 2nd with 5 homers and 33 hits in August...Hit on right wrist by a pitch in his 6th Triple-A game, 6/27 at Richmond and missed next 8 contests...Sidelined for another 14 games from 7/18-30 after the wrist had not sufficiently healed.

RED SOX ROOKIES OF THE YEAR

YEAR	PLAYER	POS
1950	Walt Dropo	1B
1961	Don Schwall	RHP
1972	Carlton Fisk	C
1975	Fred Lynn	OF
1997	Nomar Garciaparra	SS
2008	Dustin Pedroia	2B

ROOKIES OF THE YEAR AT SECOND BASE

YEAR	PLAYER	CLUB
1953	Jim Gilliam	BRK
1962	Ken Hubbs	CHC
1963	Pete Rose	CIN
1965	Jim Lefebvre	LAD
1967	Rod Carew	MIN
1969	Ted Sizemore	LAD
1978	Lou Whitaker	DET
1982	Steve Sax	LAD
1991	Chuck Knoblauch	MIN
2008	Dustin Pedroia	BOS

(Lists reflect only BBWAA award winners)

2004: Hit safely in 36 of 42 games with 19 walks and only 7 strikeouts between Single-A Greenville and High-A Sarasota in 1st pro season.

🔴 Hit safely in 11 of 12 contests with Greenville at .400 with 5 doubles and 11 runs to earn an 8/2 promotion to Sarasota.

🔴 Hit .278 with a .375 OBP and 13 runs in 16 games for Scottsdale of the Arizona Fall League.

PERSONAL

🔴 Married to Kelli...The couple has a son, Dylan.

🔴 Is a 2001 graduate of Woodland (CA) High School, where he was a 3-time Delta League Selection...Hit .445 with 18 doubles and 5 homers in his senior year to capture league MVP honors.

🔴 Attended Arizona State University, where he was 1 of 5 finalists for the 2004 Golden Spikes Award...Was a 3-time First-Team All-Pac 10 selection, the 2003 Pac-10 co-Player of the Year and the 2003 National Defensive Player of the Year...Batted .384 with 212 runs, 71 doubles, 14 homers, and 146 RBI in 3 seasons at ASU, and had a .466 on-base percentage, a .544 slugging percentage and a .972 fielding percentage, committing just 23 errors in 819 total chances...Played in all 185 Sun Devils games over his 3 seasons in Tempe.

IN THE COMMUNITY

Dustin meets with children as part of the Make-A-Wish program...Has been involved in numerous events with the Jimmy Fund, including their New Stars for Young Stars event and Radio-Telethon, and has visited with Jimmy Fund patients on select road trips and down at Spring Training...Attends events that benefit the Red Sox Foundation, including the Welcome Home Party, Picnic in the Park and Dancing with the New Stars, and has auctioned off fielding lessons to raise funds...Meets with fans as part of the Red Sox Destinations program...During Spring Training, has played in the Children's Hospital of Southwest Florida Celebrity Golf Classic in Fort Myers...In 2011, spoke to children attending the Red Sox Baseball Academy and took part in the Bank of America Youth clinic at Fenway Park...Was the 2009 spokesman for the Play Sun Smart campaign, an initiative MLB started in 1999 to promote the prevention of skin cancer...In 2008, was the spokesman for the Jimmy Fund's Rally Against Cancer fundraiser and served as the Hood Kid Nation spokesman...Hosted the Kid Nation Clinic at Fenway Park and participated in the Bank of America Play Ball Youth Baseball Clinic that year.

DUSTIN PEDROIA'S CAREER RECORD

YEAR	CLUB	AVG.	G	AB	R	H	2B	3B	HR	RBI	SH	SF	HB	BB	SO	SB	CS	E
2004	Augusta	.400	12	50	11	20	5	0	1	5	0	0	1	6	3	2	0	0
	Sarasota	.336	30	107	23	36	8	3	2	14	1	3	4	13	4	0	2	0
2005	Portland	.324	66	256	39	83	19	2	8	40	2	2	4	34	26	7	3	5
	Pawtucket	.255	51	204	39	52	9	1	5	24	1	2	9	24	17	1	0	2
2006	Pawtucket	.305	111	423	55	129	30	3	5	50	9	4	9	48	27	1	4	7
	BOSTON	.191	31	89	5	17	4	0	2	7	1	0	1	7	7	0	1	4
2007	BOSTON	.317	139	520	86	165	39	1	8	50	5	2	7	47	42	7	1	6
2008	BOSTON	.326	157	653	118	213	54	2	17	83	7	9	7	50	52	20	1	6
2009	BOSTON	.296	154	626	115	185	48	1	15	72	3	6	5	74	45	20	8	6
2010	Pawtucket	.167	2	6	1	1	0	0	0	0	0	0	0	1	0	0	0	0
	BOSTON	.288	75	302	53	87	24	1	12	41	2	6	4	37	38	9	1	3
2011	BOSTON	.307	159	635	102	195	37	3	21	91	2	7	1	86	85	26	8	7
Major League Totals		.305	715	2825	479	862	206	8	75	344	20	30	25	301	269	82	20	32
Minor League Totals		.307	272	1046	168	321	71	9	21	133	13	11	27	126	77	11	9	14
Red Sox Totals		.305	715	2825	479	862	206	8	75	344	20	30	25	301	269	82	20	32

2004 Signed by the Boston Red Sox as a second-round selection in the First-Year Player Draft

ADDITIONAL BATTING STATISTICS

YEAR	CLUB	OBP	SLG	OPS	TB	GDP
2006	BOSTON	.258	.303	.561	27	1
2007	BOSTON	.380	.442	.823	230	8
2008	BOSTON	.376	.493	.869	322	17
2009	BOSTON	.371	.447	.819	280	19
2010	BOSTON	.367	.493	.860	149	7
2011	BOSTON	.387	.474	.861	301	12
Major League Totals		.373	.463	.837	1309	64

DUSTIN PEDROIA, CONTINUED

DIVISION SERIES RECORD

YEAR	CLUB	AVG.	G	AB	R	H	2B	3B	HR	RBI	SH	SF	HB	BB	SO	SB	CS	E
2007	BOS vs. LAA	.154	3	13	2	2	2	0	0	1	0	0	0	1	2	0	0	0
2008	BOS vs. LAA	.059	4	17	0	1	1	0	0	1	0	0	1	2	2	0	0	0
2009	BOS vs. LAA	.167	3	12	1	2	1	0	0	2	0	0	0	1	0	0	0	0
Division Series Totals		.119	10	42	3	5	4	0	0	4	0	0	1	4	4	0	0	0

LEAGUE CHAMPIONSHIP SERIES RECORD

YEAR	CLUB	AVG.	G	AB	R	H	2B	3B	HR	RBI	SH	SF	HB	BB	SO	SB	CS	E
2007	BOS vs. CLE	.345	7	29	8	10	3	0	1	5	1	0	0	3	5	0	0	0
2008	BOS vs. TB	.346	7	26	9	9	1	0	3	5	0	0	1	5	3	2	1	0
LCS Totals		.345	14	55	17	19	4	0	4	10	1	0	1	8	8	2	1	0

WORLD SERIES RECORD

YEAR	CLUB	AVG.	G	AB	R	H	2B	3B	HR	RBI	SH	SF	HB	BB	SO	SB	CS	E
2007	BOS vs. COL	.278	4	18	2	5	1	0	1	4	0	0	0	2	0	0	0	0

ALL-STAR GAME RECORD

YEAR	CLUB	AVG.	G	AB	R	H	2B	3B	HR	RBI	SH	SF	HB	BB	SO	SB	CS	E
2008	AL at NYY	.000	1	1	0	0	0	0	0	0	0	0	0	1	0	0	0	0
2009	AL at STL																	
2010	AL at LAA																	
All-Star Game Totals		.000	1	1	0	0	0	0	0	0	0	0	0	1	0	0	0	0

WORLD BASEBALL CLASSIC RECORD

YEAR	CLUB	AVG.	G	AB	R	H	2B	3B	HR	RBI	SH	SF	HB	BB	SO	SB	CS
2009	USA	.125	3	16	1	2	2	0	0	2	0	0	0	0	1	0	0

CAREER FIELDING RECORD

YEAR	CLUB	POS	PCT.	G	GS	PO	A	E	TC	DP
2006	BOSTON	2B	.975	27	19	45	73	3	121	17
		SS	.952	6	5	7	13	1	21	4
2007	BOSTON	2B	.990	137	132	259	360	6	625	78
2008	BOSTON	2B	.992	157	155	279	448	6	733	101
2009	BOSTON	2B	.991	154	154	253	404	6	663	93
2010	BOSTON	2B	.991	75	75	137	212	3	352	50
2011	BOSTON	2B	.990	159	158	290	425	7	722	81
Career Totals		2B	.990	709	693	1263	1922	31	3216	420
		SS	.952	6	5	7	13	1	21	4

CAREER SINGLE-GAME HIGHS

HITS 5, 3 times, last 6/24/10 at COL
DOUBLES 3, 2 times, last 4/9/11 vs. NYY
HOME RUNS 3, 6/24/10 at COL
RBI 5, 4 times, last 9/13/11 vs. TOR
RUNS SCORED 5, 8/12/08 vs. TEX
WALKS 3, 6 times, last 8/9/11 at MIN
STRIKEOUTS 4, 5/4/11 vs. LAA
STOLEN BASES 2, 6 times, last 5/29/11 at DET
HITTING STREAK 25, 6/29/11-7/28/11
EJECTIONS 1, 8/19/08 at BAL (HP, B. Davidson)

HOME RUN NOTES

MULTI-HOME RUN GAMES (3)
3-HOME RUN GAMES (1)
 6/24/10 at COL
2-HOME RUN GAMES (2)
 Last: 9/13/11 vs. TOR
LEADOFF HOME RUNS (2)
 Last: 10/3/09 vs. CLE off Aaron Laffey
GRAND SLAMS (1)
 8/27/08 at NYY off David Robertson
PINCH-HIT HOME RUNS (0)
EXTRA-INNING HOME RUNS (1)
 6/24/10 at COL off Huston Street
GAME-ENDING HOME RUNS (0)
INSIDE-THE-PARK HOME RUNS (0)

TONY PENA, JR. • 67 • RHP



FULL NAME: Tony Francisco Pena, Jr.
BATS: Right **THROWS:** Right **HEIGHT:** 6-2 **WEIGHT:** 180
OPENING DAY AGE: 31
BORN: March 23, 1981 in Santiago, DR
RESIDES: Santiago, DR
MAJOR LEAGUE SERVICE: 3 years, 24 days
ACQUIRED: Signed as a minor league free agent on Jan. 16, 2011
SIGNED BY: Rene Francisco (Braves)
CONTRACT STATUS: Signed through 2012

NON-ROSTER INVITEE

CAREER HIGHLIGHTS

- Converted to pitching full-time prior to the 2010 season after appearing in Majors from 2006-09 as shortstop.
- Owns a .228 AVG (189-for-327) in 327 career Major League games with the Braves (2006) and Royals (2007-09)...Made Kansas City's Opening Day roster in all 3 seasons with the club.
- Is 13-10 with a 3.65 ERA (86 ER/212.0 IP) in 96 minor league games (17 starts) since converting to pitching in mid-2009.

2011: Served as a starter (14 games) and a reliever (19) for Triple-A Pawtucket in his 1st season in the Red Sox organization.

- His 3.56 ERA (46 ER/116.1 IP) topped team qualifiers and ranked 8th in the International League...Was 2nd on the team with 9 wins.
- Went 4-3 with 3 saves and a 3.48 ERA (16 ER/41.1 IP) as a reliever compared to 5-3 with a 3.60 ERA (30 ER/75.0 IP) as a starter.
- Each of his 1st 8 appearances and 18 of his 1st 19 outings came out of the bullpen...All 3 of his saves were scoreless 2.0-inning outings.
- Held opponents to 2 runs or less in 10 of his 14 starts, including all 5 starts in August...His 2.03 August ERA (6 ER/26.2 IP) tied for 6th best in the circuit.
- Limited right-handers to a .240 clip (63-for-262)...Before the All-Star break, registered a 2.74 ERA (19 ER/62.1 IP).
- Started Game 2 of the Governors' Cup semi-finals at Lehigh Valley and took a no-decision, allowing 2 runs in a 4.2 innings.
- Following the season, went 1-0 with 3 saves and a 3.20 ERA (7 ER/19.2 IP) in 23 relief appearances for Aguilas Cibaenas of the Dominican Winter League.

2010: Joined the Giants organization in his 1st full season as a pitcher.

- Combined to go 3-2 with 6 saves, 8 holds and a 4.13 ERA (35 ER/76.1 IP) in relief for Double-A Richmond and Triple-A Fresno.
- Began the season with Richmond, going 3-2 with a 2.53 ERA (13 ER/46.1 IP) and 41 K's over 29 appearances...Ranked 2nd on the club with 6 saves (7 chances) and 15 games finished, and 1st (min. 15.0 IP) with a 1.14 WHIP.
- Collected a career-high 7 strikeouts and earned the win while hurling 3.1 scoreless innings for the Flying Squirrels on 5/20 vs. Erie.
- Tallied 6 straight scoreless outings from 6/17-27 (11.1 IP) before a promotion to Triple-A Fresno on 6/28.
- Combined to hold opponents scoreless in 35 of 53 appearances, including 22 of 29 with Richmond.
- Also made 4 appearances (2 starts) at shortstop and 2 at 3rd base, all with Fresno...Between the 2 levels, went 6-for-18 (.333) with a double, a triple and 3 RBI over 12 games with an at-bat.

2009: Began season as Royals starting shortstop and converted to pitching at mid-season.

- Appeared in 10 games before being placed on the DL with a fractured left hamate bone on 5/2.
- Activated on 6/2 and appeared in 30 games before being designated for assignment on 7/16.
- Converted to pitching after his outright assignment to Triple-A Omaha on 7/24.
- Combined for a 2.33 ERA (5 ER/19.1 IP) with 18 strikeouts compared to 6 walks over 10 pitching appearances (3 starts) between Kansas City's Rookie-level Arizona League club, Single-A Burlington and Triple-A Omaha.

2008: Spent the entire season with the Royals despite batting just .169 (38-for-225).

- Was the lowest AVG in the AL (min. 200 at-bats) and the 2nd-lowest mark in Royals history, trailing Bob Hamelin in 1995 (.168).

- Started 46 of Kansas City's 1st 55 games through 5/30, but appeared in only 47 of the club's remaining 107 contests with just 15 starts.
- Picked up a game-winning RBI single in the 11th inning in Kansas City's 3/31 season opener at DET...Followed that with an 0-for-26 slide before collecting a single on 4/14.
- Pitched a perfect 9th inning with 1 K on 7/21 vs. DET...Was his 1st career pitching appearance and 1st for a Royals position player since 1998 (Shane Halter, 7/17 at SEA).
- Recorded a walk-off RBI single in the 12th inning on 8/10 vs. MIN, his only career walk-off hit.

2007: Spent his 1st full season at the Major League level with Kansas City after being acquired in a 3/23 trade that sent RHP Erik Cordier to the Braves.

- Recorded a pair of triples on Opening Day, 4/2 vs. BOS, tying the Royals single-game record...Became the 1st Major League player since 1950 to record 2 triples on Opening Day (NYY's Tommy Henrich on 4/15).
- Hit .200 (18-for-90) in his 1st 29 games through 4/29...Batted .316 (84-for-266) over his next 75 tilts through 7/30...Posted a career-long, 11-game hitting streak from 5/20-6/2 over which he hit .385 (15-for-39).
- Set a new career high with 4 hits on 5/15 at OAK...Equaled that mark on 6/14 vs. STL and 9/25 at CWS.
- Drew a walk on 7/26, snapping his streak of 65 consecutive games without a free pass (244 PA), the longest such stretch in franchise history.
- Tallied career-high 3 doubles on 7/8 vs. TB, a Royals season-high...Also set career-best with 4 RBI in that game.

2006: Saw his 1st action at the Major League level with Atlanta after spending the majority of the season at Triple-A Richmond.

- Recalled to Atlanta on 4/11 and made his Major League debut as a pinch-runner on 4/13.
- Collected his 1st Major League hit in his 2nd start on 4/21 at WSH.
- Optioned to Richmond on 4/30 and recalled again on 7/29 for the remainder of the season.
- His 1st ML homer came as a pinch-hitter on 8/22 vs. PIT...Marks his only career pinch-hit shot.
- Named International League Player of the Week for 6/19-25.

2005: Spent entire season with Atlanta's Richmond affiliate in his 1st career Triple-A action.

- Tied for 2nd in the International league with 138 games played.
- Led IL shortstops in games (136), chances (674), putouts (222) and assists (420)...Paced Richmond in games, at-bats (490) and hits (122).
- Set minor league career highs with 25 doubles and 40 RBI.

2004: Hit .255 (126-for-495) with a career-high 11 home runs while spending the entire season with Double-A Greenville in the Braves system.

- Ranked among club leaders with 465 at-bats (1st), 65 runs (2nd), 25 stolen bases (2nd) and 126 hits (3rd),
- Hit .333 (30-for-90) with 6 home runs in June.

2003: Named a Carolina League All-Star with High-A Myrtle Beach.

- Won MVP honors at the Carolina/California League All-Star Game on 7/24 after going 2-for-2 with a double.
- Led league shortstops with a .965 fielding percentage (19 E/541 TC) and 76 double plays.
- Ranked 5th on the team with 43 runs and had the 3rd-fewest strikeouts on the team among players with at least 300 at-bats.

2002: Played for Single-A Macon and was named Atlanta's Bill Lucas Award winner as the organization's minor leaguer who best represents the Braves on and off the field.

- Ranked 4th on the team with 11 stolen bases and 5th with 101 hits and 129 total bases.

2001: Named to the New York-Penn League All-Star team after hitting .246 (65-for-264) for Short-A Jamestown.

- Was 5th in the NYPL with 72 games played.
- Paced league shortstops in games (71), putouts (113) and total chances (320).

2000: Spent 1st professional season with Danville of the Rookie-level Appalachian League.

- Played 55 games, including 54 at shortstop and 1 at 2nd base.

PERSONAL

- Married to Laura...The couple has a son, Tony Pena III.
- Is son of former Red Sox catcher and current New York Yankees bench base coach, Tony Pena.
- Attended Colegio Juan XXIII in the Dominican Republic.

TONY PENA, JR'S CAREER RECORD

YEAR	CLUB	W-L	ERA	G	GS	CG	SHO	SV	IP	H	R	ER	HR	HB	BB	SO	WP	BK
2008	KANSAS CITY	0-0	0.00	1	0	0	0	0	1.0	0	0	0	0	0	0	1	0	0
2009	AZL Royals	0-0	0.00	2	2	0	0	0	2.0	2	2	0	0	0	1	1	1	0
	Burlington	1-2	3.14	7	1	0	0	0	14.1	8	6	5	1	1	5	14	1	0
	Omaha	0-0	0.00	1	0	0	0	0	3.0	2	0	0	0	0	0	3	0	0
2010	Richmond	3-2	2.53	29	0	0	0	6	46.1	38	13	13	2	2	15	41	3	0
	Fresno	0-0	6.60	24	0	0	0	0	30.0	39	23	22	2	2	14	21	3	0
2011	Pawtucket	9-6	3.56	33	14	0	0	3	116.1	127	51	46	7	7	36	65	7	1
	Major League Totals	0-0	0.00	1	0	0	0	0	1.0	0	0	0	0	0	0	1	0	0
	Minor League Totals	13-10	3.65	96	17	0	0	9	212.0	216	95	86	12	12	71	145	15	1

1999 Signed by the Atlanta Braves as an international free agent on 7/21
 2007 Acquired by the Kansas City Royals in exchange for RHP Erik Cordier on 3/23
 2009 Signed by the San Francisco Giants as a minor league free agent on 12/10
 2011 Signed by the Boston Red Sox as a minor league free agent on 1/16
 2011 Re-signed by the Boston Red Sox as a minor league free agent on 10/28

CAREER FIELDING RECORD

YEAR	CLUB	POS	PCT.	G	GS	PO	A	E	TC	DP
2006	ATLANTA	SS	.977	22	6	14	28	1	43	7
		3B	-	1	0	0	0	0	0	0
2007	KANSAS CITY	2B	1.000	1	0	2	3	0	5	1
		SS	.966	150	145	208	438	23	669	98
2008	KANSAS CITY	P	1.000	1	0	0	1	0	1	0
		SS	.966	94	61	74	180	9	263	35
2009	KANSAS CITY	SS	.936	40	15	29	44	5	78	9
	Career Totals	2B	1.000	1	0	2	3	0	5	1
	Career Totals	P	1.000	1	0	0	1	0	1	0
	Career Totals	3B	-	1	0	0	0	0	0	0
	Career Totals	SS	.964	306	227	325	690	38	1053	149

CAREER MAJOR LEAGUE BATTING RECORD

YEAR	CLUB	AVG.	G	AB	R	H	2B	3B	HR	RBI	SH	SF	HB	BB	SO	SB	CS	E
2006	ATLANTA	.227	40	44	12	10	2	0	1	3	0	0	0	2	10	0	0	1
2007	KANSAS CITY	.267	152	509	58	136	25	7	2	47	8	5	4	10	78	5	6	23
2008	KANSAS CITY	.169	95	225	22	38	4	1	1	14	2	2	0	6	49	3	1	9
2009	KANSAS CITY	.098	40	51	3	5	1	0	0	2	0	0	0	2	13	0	0	5
	Major League Totals	.228	327	829	95	189	32	8	4	66	10	7	4	20	150	8	7	38

SINGLE-GAME HIGHS

INNINGS PITCHED	1.0, 7/21/08 for KC vs. DET
STRIKEOUTS	1, 7/21/08 for KC vs. DET
HITS ALLOWED	None
RUNS ALLOWED	None
WALKS ALLOWED	None
HOME RUNS ALLOWED	None
EJECTIONS	None

STOLMY PIMENTEL • 74 • RHP



FULL NAME: Stolmy Ramon Pimentel

BATS: Right **THROWS:** Right **HEIGHT:** 6-3 **WEIGHT:** 165

OPENING DAY AGE: 22

BORN: February 1, 1990 in San Cristobal, DR

RESIDES: San Cristobal, DR

MAJOR LEAGUE SERVICE: None

ACQUIRED: Signed as an international free agent on July 2, 2006

SIGNED BY: Luis Scheker (Red Sox)

CONTRACT STATUS: Signed through 2012

CAREER HIGHLIGHTS

✦ In his 5th season in the Red Sox organization, attending Major League Spring Training for the 2nd time... Added to the Red Sox 40-man roster on 11/19/10.

✦ Prior to the 2012 campaign, rated by *Baseball America* as the No. 10 pitching prospect and No. 23 prospect overall in the Red Sox system.

✦ Named Sox Minor League Latin Program Pitcher of the Year with the Dominican Summer League Red Sox in 2007.

2011: Split the season between High-A Salem and Double-A Portland.

✦ Entered the season as the No. 9 prospect in the Red Sox system according to *Baseball America*, No. 5 pitcher... Also chosen by the publication as having the best change-up in the chain.

✦ Combined to go 6-13 with a 6.79 ERA (77 ER/102.0 IP) in 26 games (25 starts).

✦ Began the season with the Sea Dogs, his 1st career Double-A action.

✦ Threw 6.0 scoreless innings with a season-high 7 strikeouts on 5/9 at New Hampshire.

✦ On the disabled list from 6/2-11...Transferred to Salem on 7/11 after going 0-9 in 15 total starts with Portland.

✦ Went 6-4 with Salem...Posted a 3.24 ERA (15 ER/41.2 IP) in his last 8 starts beginning 7/23.

✦ Won 5 of his last 6 starts beginning 8/3 with wins in his 1st 3 starts in that span.

✦ Following the season, compiled a 2-1 record with a 3.94 ERA (7 ER/16.0 IP) in 7 games (2 starts) for Estrellas de Oriente of the Dominican Winter League.

2010: Ranked among Carolina League leaders in ERA (9th, 4.06) and starts (T-3rd, 26) in a full season with High-A Salem.

✦ Finished 5th among league starters with a .248 opponent AVG against (120-for-484).

✦ Placed 8th among qualifying Red Sox minor leaguers in ERA and tied for 4th with 9 wins.

✦ Recorded a team-high 102 strikeouts compared to 42 walks.

✦ Selected to participate in the All-Star Futures Game on 7/11 at Angel Stadium and retired both batters he faced while pitching for the World Team.

2009: Made 24 appearances (23 starts) for Single-A Greenville, ranking among Boston's organizational leaders in wins (T-2nd, 10), strikeouts (4th, 103) and ERA (9th, 3.82).

✦ Tied for the club lead in wins and finished 2nd in starts, innings (117.2) and K's.

✦ Posted a league-best 2.01 ERA (13 ER/58.1 IP) before the All-Star break.

✦ Did not record a decision while tallying a 1.64 ERA (2 ER/11.0 IP) in 2 postseason starts.

✦ Prior to the season, tabbed as the No. 10 prospect, No. 5 pitcher, in the organization according to *Baseball America*...Also named by the publication as having the best changeup in the system.

2008: Ranked 4th among Sox farmhands with a 3.14 ERA (22 ER/63.0 IP) at Short-A Lowell.

✦ Placed among New York-Penn League leaders in WHIP (4th, 1.08) and ERA (11th)...Tied for the club lead with 5 wins.

✦ Did not allow an earned run in 2 relief outings (9.0 IP)...Posted a 3.67 ERA (22 ER/54.0 IP) as a starter.

✦ Pitched a scoreless inning in the NYPL All-Star Game.

✦ Made 1 start in the playoffs, allowing 2 runs in 4.0 innings.

2007: Earned Red Sox Minor League Latin Program Pitcher of the Year honors after pacing the Dominican Summer League Red Sox with 60 strikeouts.

- Ranked 2nd on the club with 13 starts and 3rd with 62.0 innings.
- Named the Red Sox Minor League DSL Pitcher of the Month for June.

PERSONAL

- Participated in the 2011 Red Sox Rookie Program.

IN THE COMMUNITY

As part of the Red Sox Rookie Program in January of 2011, Stolmy visited with young patients at the Jimmy Fund and Children's Hospital Boston...The group also joined the Red Sox Foundation and YouthBuild Boston for a day of service at the Early Care and Education Center at Children's Services of Roxbury.

STOLMY PIMENTEL'S CAREER RECORD

YEAR	CLUB	W-L	ERA	G	GS	CG	SHO	SV	IP	H	R	ER	HR	HB	BB	SO	WP	BK
2007	DSL Red Sox	3-1	2.90	14	13	0	0	0	62.0	44	20	20	2	6	22	60	4	0
2008	Lowell	5-2	3.14	13	11	0	0	0	63.0	51	25	22	7	2	17	61	2	0
2009	Greenville	10-7	3.82	24	23	1	0	0	117.2	135	62	50	12	4	29	103	6	1
2010	Salem	9-11	4.06	26	26	0	0	0	128.2	120	65	58	11	5	42	102	11	2
2011	Portland	0-9	9.12	15	15	0	0	0	50.1	75	57	51	8	8	23	30	6	1
	Salem	6-4	4.53	11	10	0	0	0	51.2	50	29	26	8	8	16	35	5	0
Minor League Totals		30-33	4.53	89	85	1	0	0	411.1	430	238	207	46	27	127	331	30	4

2006 Signed by the Boston Red Sox as an international free agent on 7/2

PIMENTEL

RED SOX WHO HAVE PLAYED IN EVERY GAME

25 players have played in every game of a regular season for the Red Sox (a total of 43 times). Dwight Evans was the last player to do so in 1984. He also played all the team's games in 1981 and 1982. Shortstop Everett Scott did so 5 straight years (1917-21) when he set the club record by playing in 832 consecutive games from June 20, 1916 through Oct. 2, 1921. Evans, Buck Freeman, Freddy Parent and Candy LaChance did so 3 times while Hobe Ferris, Chick Stahl, Vern Stephens, Frank Malzone, Carl Yastrzemski and Jim Rice played all the games twice, including 1978 when there were 163 games. Rice also missed only one game in 1977.

YEAR	GAMES	PLAYER	YEAR	GAMES	PLAYER
1901	138	2B Hobe Ferris;	1922	154	2B Del Pratt
		SS Freddy Parent;	1924	156	2B Bill Wambsganss
		3B Jimmy Collins;	1926	154	1B Phil Todt
		LF Tommy Dowd	1930	154	CF Tom Oliver
1902	138	1B Candy LaChance;	1936	155	1B Jimmie Foxx
		SS Freddy Parent;	1943	155	2B Bobby Doerr
		RF Buck Freeman	1948	155	SS Vern Stephens;
1903	141	1B Candy LaChance;			CF Dom DiMaggio
		2B Hobe Ferris;	1949	155	SS Vern Stephens;
		RF Buck Freeman			LF Ted Williams
1904	157	1B Candy LaChance;	1956	155	CF Jimmy Piersall
		RF Buck Freeman;	1958	155	3B Frank Malzone
		CF Chick Stahl	1959	154	3B Frank Malzone
1905	153	SS Freddy Parent	1962	160	LF Carl Yastrzemski
1906	155	CF Chick Stahl	1966	162	1B George Scott
1912	154	LF Duffey Lewis	1969	162	LF Carl Yastrzemski
1917	157	SS Everett Scott	1978	163	LF Jim Rice
1918	126	SS Everett Scott;	1981	108	LF Jim Rice;
		RF Harry Hooper			RF Dwight Evans
1919	138	SS Everett Scott	1982	162	RF Dwight Evans
1920	154	SS Everett Scott	1984	162	RF Dwight Evans
1921	154	SS Everett Scott			



FULL NAME: Nicholas Paul Punto
BATS: Switch **THROWS:** Right **HEIGHT:** 5-9 **WEIGHT:** 190
OPENING DAY AGE: 34
BORN: November 8, 1977 in San Diego, CA
RESIDES: Scottsdale, AZ
MAJOR LEAGUE SERVICE: 9 years, 51 days
ACQUIRED: Signed as a free agent on December 14, 2011
SIGNED BY: Jim Fregosi (Phillies)
CONTRACT STATUS: Signed through 2013

CAREER HIGHLIGHTS

- 🔴 In 1st campaign in the Red Sox system...Signed a 2-year contract through the 2013 season.
- 🔴 A veteran of 11 Major League seasons, has seen action with the Phillies (2001-03), Twins (2004-10) and Cardinals (2011), appearing in 887 career Big League games.
- 🔴 Has tallied 45 sacrifice hits in the American League since 2005, tied for the 2nd most in the circuit during that time.
- 🔴 Is the only Major Leaguer with at least 250 games played at 2nd base, 3rd base and shortstop since 2004.
- 🔴 His clubs have reached the postseason 4 times: 2006, 2009 and 2010 with Minnesota, and 2011 with St. Louis...Has appeared in 21 career playoff games.
- 🔴 Won a World Series Championship with St. Louis in 2011.

2011: Limited to 63 games with the Cardinals during the regular season due to 3 trips to the disabled list...Appeared in 15 of St. Louis' 18 postseason contests, including 6 of 7 World Series games en route to the Cardinals winning the title.

- 🔴 Tallied a .388 OBP, his best in any season in which he played at least 10 contests.
- 🔴 Batted .359 (14-for-39) with RISP and went 3-for-10 (.300) with 3 walks as a pinch-hitter.
- 🔴 Collected a career-high 5 game-winning RBI...Cardinals were 15-2 when he drove in a run.
- 🔴 Compiled an overall .984 fielding pct. (3 E/187 TC) with appearances at 2nd base (45 games/23 starts), shortstop (8 G/6 GS) and 3rd base (7 G/3 GS).
- 🔴 Posted a .885 zone rating at 2nd base, leading all National Leaguers with at least 45 games at the position.
- 🔴 Opened the year on the DL after February surgery for sports hernia...Activated on 4/19.
- 🔴 Knocked go-ahead, 2-run triple in top of the 11th in the Cards 5-3 win at ATL on 4/29.
- 🔴 Placed on the disabled list a 2nd time from 5/18-6/26 with a right forearm strain and missed 36 games...Went back on the DL with a strained left oblique from 7/29-9/5 and missed another 36 tilts.
- 🔴 Hit at a .308 clip (8-for-26) in 16 September tilts...Made 5 starts during the month, 3 at shortstop and 2 at 2nd base.
- 🔴 Notched his 1st-career, walk-off RBI 9/9 vs. ATL with a sac fly in the bottom of the 10th of a 4-3 victory...Tallied the game-winning RBI with a 1-run double in the top of the 9th in a 6-4 win on 9/13 at PIT.
- 🔴 Matched a career high (6th time) with 4 hits on 9/27 at HOU, including his 1st National League home run since 2003, a solo shot in the 9th.

POSTSEASON: Marked 3rd straight year his team reached the postseason...Appeared exclusively at 2nd base in the field, making 10 starts and playing 11 tilts at the position overall...Also pinch-hit 4 times...Started at 2nd base in the deciding Game 5 of the NLDS at PHI and went 1-for-4...Made 4 starts in the NLCS vs. MIL and collected 2 RBI with 2 singles in Game 2 at Miller Park...Started 5 of 7 World Series games (GMs 1-2 and 4-6)...Pinch-hit in the 8th and stayed in at 2nd base for the top of the 9th in Game 7.

2010: Spent final season in the Twins organization...Played in 88 contests, his fewest number of games with the club since he appeared in 38 in 2004.

- 🔴 Batted .375 (3-for-8) with 6 RBI in bases loaded situations.
- 🔴 Played 48 games at 3rd base (38 GS), 31 games at shortstop (31 GS) and 12 games at 2nd base (8 GS).
- 🔴 Did not commit an error in 122 chances at 3rd base making him the 1st player since Wayne Garrett of the Montreal Expos in 1977 to handle at least 100 chances at 3rd base and not commit an error.
- 🔴 Started the season as the Twins Opening Day 3rd baseman on 4/5 at LAA.
- 🔴 Recorded 1st stolen base at Target Field, taking 2nd base off Jon Lester/Victor Martinez in 2nd inning, 4/12 vs. BOS.

☛ Had a DL stint from 4/16-4/30 with a hip flexor strain.

☛ Batted .395 (15-for-38) with 7 RBI in 12 games, while collecting 6 multi-hit tilts, from 6/6-19...Finished the month batting .301 (25-for-83) with 4 doubles, 7 RBI, 10 runs and 13 walks in 27 June games.

☛ Committed 2 errors in 1.0 inning on 6/10 vs. KC...Marked 2 of the 3 Twins errors made in that inning (1st time since 2003)...The 2 errors were his 1st of the season and 1st since July 2009.

☛ Placed on the 15-day disabled list with a strained left hamstring, 7/29-8/16...Went back on the 15-day DL, 8/20-9/9, missing 19 games with the same injury.

POSTSEASON: On the Twins active roster for the Division Series but did not play in a game as Minnesota was swept by the Yankees.

2009: Made the Twins Opening Day roster as the starting shortstop and finished the season as the team's 2nd baseman.

☛ Tied for 2nd in the AL with 13 sacrifice hits...Posted the 12th-best plate appearances-per-walk ratio in the American League with 7.21 (min. 400 plate appearances).

☛ In addition to 58 games at SS (56 GS) and 63 at 2nd base (58 GS), also played and 5 at 3rd base (3 GS).

☛ Reached base 4 times in a Twins win on 4/11 at CWS with 2 hits and 2 walks.

☛ Placed on 15-day disabled list with a right groin strain on 5/28...Activated from the DL on 6/12.

☛ Hit in 6 of his 1st 7 tilts after coming off the DL, batting .450 (9-for-20) from 6/12-19.

☛ Drew at least 1 walk (8 total) in 6 straight games, 7/1-8, tying a career-long such stretch (also 7/31-8/5/06).

☛ Started 27 of the Twins last 29 regular season games at 2nd base and 1 at shortstop from 9/5-10/6...Batted .274 (23-for-84), with 6 doubles, 17 runs, 9 RBI, 19 walks and 7 stolen bases in 28 contests in that time with Minnesota going 20-8 in those games.

POSTSEASON: Started all 3 of the Twins Division Series games against the Yankees at 2nd base...Hit a team-best .444 (4-for-9) as Minnesota was swept.

2008: Did not reach 100 games played for 1st time since 2004 due to 2 trips to the DL.

☛ Played primarily shortstop (60 G/59 GS), but also had appearances at 2nd base (26 G/23 GS) and 3rd base (12 G/6 GS).

☛ Went 2-for-5 with a double, triple and career-high 5 RBI on 5/7 at CWS.

☛ Disabled with strained left hamstring from 5/10 (retro to 5/8) until 5/31...Placed back on the 15-day DL again with a strained left hamstring on 6/6 and activated on 6/24.

☛ Tallied 10-game hit-streak from 7/1-11...Hit .432 (16-for-37) with 1 home run and 10 RBI in that span.

☛ Hit .319 (23-for-72) with 11 RBI and 8 runs in 19 July games.

☛ Recorded season-high, 12-game hit streak from 8/12-24, batting .423 (22-for-52) with 3 RBI and 10 runs...Had 9 multi-hit tilts in that time.

☛ Played 600th career game on 9/17 at CLE.

☛ Scored winning run in a Twins 7-6, 10-inning victory over the White Sox after drawing a 1-out walk off Bobby Jenks.

2007: Played in a career-high 150 games, serving as the Twins primary 3rd baseman.

☛ Ranked 3rd among AL 3rd basemen (min. 75 games) with a .973 fielding percentage (7 E/261 TC).

☛ In addition to 108 games at 3rd base (93 starts), also appeared in 27 at shortstop (24 GS) and 25 at 2nd base (18 GS).

☛ Notched 5th career 4-hit game on 5/3 at TB, tying a career high.

☛ Tallied season-high, 7-game hit streak 9/14-21, going 12-for-25 (.480).

2006: Played 5 different positions, including 3rd base (89 G/88 GS), shortstop (26 G/15 GS), 2nd base (17 G/13 GS), center field (2 G/1 GS) and left field (1 G).

☛ Established career-highs in virtually every offensive category, including runs (73), hits (133), doubles (21), triples (7), RBI (45), stolen bases (17) and AVG (.290).

☛ Ranked tied for 7th in the AL in triples and tied for 2nd in sac hits (10).

☛ Posted career-high, 19-game hit streak from 7/4-28, recording a .400 AVG (30-for-75) with 12 RBI and 12 runs.

POSTSEASON: Saw 1st postseason action, starting all 3 of Minnesota's Division Series games vs. OAK at 3rd base.

2005: Reached 100 games played for the 1st time in his career.

☛ Started 63 games at 2nd base, 26 at 3rd base, 7 at shortstop and 1 in the outfield.

☛ Tied for 2nd on club with 13 stolen bases.

☛ Set a career high with 4 hits on 5/20 vs. MIL...Matched it on 7/7 at KC.

👉 Hit in 13 straight contests 5/10-31, tallying a .375 AVG (20-for-56).

👉 On the disabled list with strained right hamstring, 6/3-7/2.

2004: In 1st season with the Twins, limited to 38 games due to 2 trips to the disabled list.

👉 Disabled with a strained left oblique muscle, 5/9-6/29.

👉 Knocked his 1st career grand slam on 7/22 vs. TB off Jesus Colome...The slam broke a 2-2 tie in the 7th inning of a 7-5 win.

👉 Returned to the DL on 7/27 for the remainder of the year with a broken right clavicle suffered on 7/26 at CWS.

2003: Played last campaign in Phillies organization, spending most of the season with Philadelphia...Hit his 1st Major League homer in July.

👉 Began the season with Philadelphia and was optioned to Triple-A Scranton/Wilkes-Barre on 4/28.

👉 Recalled again by Philly on 5/14...Picked up 1st career RBI on 5/20 at NYM.

👉 Hit 1st Major League homer off Steve Trachsel on 7/10 at NYM, a 1st-pitch shot to lead off the 2nd inning.

👉 Optioned a 2nd time on 8/16 and recalled 8/30.

👉 While with Scranton/WB, posted a 19-game hit streak from 5/1-8/23, going 29-for-86 (.337).

2002: For the 1st time in his professional career, began the season on a Major League roster, with Philadelphia, but spent most of the season at Triple-A.

👉 Had 2 stints with the Phillies, playing a total of 9 games...On the Opening Day roster and appeared in 3 games, all as a pinch-hitter (1-for-3) before being optioned to Triple-A Scranton/Wilkes-Barre on 4/14.

👉 Recalled back to Philadelphia on 9/7 and played in 3 games for the Phillies over the rest of the year.

👉 With the Red Barons, was named the International League's starting shortstop in the Triple-A All-Star Game on 7/10 at Oklahoma City...Also selected to the IL's Post-Season All-Star team.

👉 Tied for the IL lead in stolen bases (career-high 42) and was 2nd in walks (career-high 76)...Walk total led all Phillies minor leaguers.

👉 Disabled with a strained left hamstring from 6/19-7/1.

2001: Made Major League debut in September after spending the season at Triple-A Scranton/Wilkes-Barre.

👉 Recalled to the Phillies roster on 9/1...Made his Major League debut 9/9 at MON as a pinch-hitter in the 8th and singled off Bob Scanlan in his 1st Big League at-bat.

👉 With Scranton/WB, led the International League in assists (398), and was 3rd in stolen bases (33) and walks (T-68)...Topped league shortstops in games played (123).

👉 On the disabled list with inflammation in his right knee, 6/8-15.

👉 Recorded a season-high 5 hits on 7/28 vs. Indianapolis.

2000: Played at Double-A Reading and led Eastern League shortstops in fielding pct. (.963).

👉 Placed on the disabled list with a strained left hamstring on 4/7 and activated on 4/14.

👉 Reached base safely in 33 consecutive games 6/17-7/28...Hit in a season-high 12 straight, 6/24-7/7, going 16-for-52 (.308).

👉 Disabled a 2nd time with a laceration on his right hand, 8/31-9/11.

1999: Played at High-A Clearwater and ranked 3rd in the Florida State League in OBP (.404) and tied for 8th in AVG (.305).

👉 Named Phillies Minor League Player of the Week twice, 4/13-19 and 5/19-25.

👉 Tallied a season-high, 10-game hitting streak from 5/3-12 (16-for-41, .390).

👉 Had surgery to repair a meniscus tear in his left knee on 7/20 and returned to action on 8/5.

1998: Made professional debut and played at Short-A Batavia where he led New York-Penn League shortstops in double plays (45).

👉 Finished 4th in the league in at-bats (279), runs (T-4, 51) and walks (T-4, 42)...Led all Phillies short-season minor leaguers in games (72) and at-bats.

PERSONAL

👉 Married to Natalie...The couple has a daughter, Nicole, and a son, Nash.

👉 Name is pronounced POON-toh.

👉 Graduated in 1996 from Trabuco Hills (CA) High School...Drafted by Minnesota in the 33rd round of the 1997 First-Year Player Draft but did not sign...Played collegiately at Saddleback (CA) Community College.

IN THE COMMUNITY

With St. Louis last season, Nick and his wife Natalie visited Shriner's Hospital and personally delivered Build-A-Bear stuffed animals to young patients.

NICK PUNTO'S CAREER RECORD

YEAR	CLUB	AVG.	G	AB	R	H	2B	3B	HR	RBI	SH	SF	HB	BB	SO	SB	CS	E
1998	Batavia	.247	72	279	51	69	9	4	1	20	0	1	1	42	48	19	7	27
1999	Clearwater	.305	106	400	65	122	18	6	1	48	3	5	3	67	53	16	6	24
2000	Reading	.254	121	456	77	116	15	4	5	47	14	6	2	69	71	33	10	20
2001	Scranton/WB	.229	123	463	57	106	19	5	1	39	3	1	0	68	114	33	9	21
	PHILADELPHIA	.400	4	5	0	2	0	0	0	0	0	0	0	0	0	0	0	0
2002	Scranton/WB	.271	115	443	74	120	12	5	1	29	6	3	2	76	84	42	8	19
	PHILADELPHIA	.167	9	6	0	1	0	0	0	0	1	0	0	0	3	0	0	1
2003	Scranton/WB	.315	25	111	19	35	7	1	0	9	2	1	0	7	13	7	1	4
	PHILADELPHIA	.217	64	92	14	20	2	0	1	4	0	0	0	7	22	2	1	2
2004	Quad City	.438	4	16	4	7	1	0	1	6	0	0	0	2	2	1	0	0
	MINNESOTA	.253	38	91	17	23	0	0	2	12	0	0	0	12	19	6	0	1
2005	Rochester	.200	4	15	2	3	1	0	0	1	0	0	0	2	2	0	0	2
	MINNESOTA	.239	112	394	45	94	18	4	4	26	7	2	0	36	86	13	8	9
2006	MINNESOTA	.290	135	459	73	133	21	7	1	45	10	7	1	47	68	17	5	13
2007	MINNESOTA	.210	150	472	53	99	18	4	1	25	6	3	0	55	90	16	6	13
2008	Fort Myers	.250	3	12	0	3	0	0	0	1	0	0	0	1	1	1	0	0
	MINNESOTA	.284	99	338	43	96	19	4	2	28	5	2	0	32	57	15	6	10
2009	MINNESOTA	.228	125	359	56	82	15	1	1	38	13	6	1	61	70	16	3	7
2010	MINNESOTA	.238	88	252	24	60	11	1	1	20	4	3	1	28	50	6	2	8
2011	Springfield	.333	7	24	3	8	1	0	0	2	0	0	0	2	3	1	0	1
	ST. LOUIS	.278	63	133	21	37	8	4	1	20	6	2	0	25	21	1	1	3
	Memphis	.200	5	15	2	3	0	0	0	0	0	0	0	3	1	0	0	2
Major League Totals		.249	887	2601	346	647	112	25	14	218	52	25	3	303	486	92	32	67
Minor League Totals		.265	585	2234	354	592	83	25	10	202	28	17	8	339	392	153	41	120

1997 Selected by the Minnesota Twins in the 33rd round of the First-Year Player Draft (did not sign)

1998 Signed by the Philadelphia Phillies as a 21st-round selection in the First-Year Player Draft

2003 Acquired by the Minnesota Twins along with RHP Carlos Silva and a player to be named later (RHP Bobby Korecky) for LHP Eric Milton on 12/3

2008 Re-signed by the Minnesota Twins as a free agent on 12/12

2011 Signed by the St. Louis Cardinals as a free agent on 1/21

2011 Signed by the Boston Red Sox as a free agent on 12/14

ADDITIONAL BATTING STATISTICS

YEAR	CLUB	OBP	SLG	OPS	TB	GDP
2001	PHILADELPHIA	.400	.400	.800	2	0
2002	PHILADELPHIA	.167	.167	.333	1	0
2003	PHILADELPHIA	.273	.272	.544	25	0
2004	MINNESOTA	.340	.319	.658	29	2
2005	MINNESOTA	.301	.335	.636	132	9
2006	MINNESOTA	.352	.373	.725	171	8
2007	MINNESOTA	.291	.271	.562	128	7
2008	MINNESOTA	.344	.382	.726	129	10
2009	MINNESOTA	.337	.284	.621	102	7
2010	MINNESOTA	.313	.302	.615	76	3
2011	ST. LOUIS	.388	.421	.809	56	3
Major League Totals		.325	.327	.652	851	49

DIVISION SERIES RECORD

YEAR	CLUB	AVG.	G	AB	R	H	2B	3B	HR	RBI	SH	SF	HB	BB	SO	SB	CS	E
2006	MIN vs. OAK	.167	3	12	0	2	0	0	0	0	1	0	0	0	1	0	0	0
2009	MIN vs. NYY	.444	3	9	0	4	1	0	0	1	0	0	0	3	1	0	0	0
Division Series Totals		.259	9	27	0	7	1	0	0	1	1	0	0	3	5	0	0	0

LEAGUE CHAMPIONSHIP SERIES RECORD

YEAR	CLUB	AVG.	G	AB	R	H	2B	3B	HR	RBI	SH	SF	HB	BB	SO	SB	CS	E
2011	STL vs. MIL	.133	6	15	0	2	0	0	0	3	1	1	0	2	8	0	0	0

WORLD SERIES RECORD

YEAR	CLUB	AVG.	G	AB	R	H	2B	3B	HR	RBI	SH	SF	HB	BB	SO	SB	CS	E
2011	STL vs. TEX	.214	6	14	0	3	0	0	0	0	0	0	0	5	6	0	0	0

NICK PUNTO, CONTINUED

WORLD BASEBALL CLASSIC RECORD

YEAR	CLUB	AVG.	G	AB	R	H	2B	3B	HR	RBI	SH	SF	HB	BB	SO	SB	CS	E
2009	Italy	.083	3	12	0	1	0	0	0	1	-	-	-	2	1	0	0	-

CAREER FIELDING RECORD

YEAR	CLUB	POS	PCT.	G	GS	PO	A	E	TC	DP
2001	PHILADELPHIA	SS	1.000	1	1	1	2	0	3	0
2002	PHILADELPHIA	2B	1.000	1	0	1	1	0	2	1
		SS	.500	1	0	1	0	1	2	0
2003	PHILADELPHIA	2B	.985	16	7	36	28	1	65	6
		SS	1.000	7	5	5	17	0	22	2
		3B	.917	9	3	5	6	1	12	0
2004	MINNESOTA	3B	-	2	0	0	0	0	0	0
		2B	.982	19	11	20	34	1	55	10
		SS	1.000	11	10	16	33	0	49	9
		OF	1.000	2	1	2	1	0	3	0
2005	MINNESOTA	SS	.984	34	26	47	76	2	125	16
		2B	.979	73	63	131	193	7	331	44
		3B	1.000	12	7	6	22	0	28	4
		OF	1.000	3	1	1	0	0	1	0
2006	MINNESOTA	3B	.962	89	88	53	175	9	237	18
		2B	.973	17	13	21	50	2	73	9
		SS	.970	26	15	14	50	2	66	7
		OF	1.000	3	1	6	0	0	6	0
2007	MINNESOTA	3B	.973	108	93	83	171	7	261	11
		SS	.974	27	24	44	70	3	117	17
		2B	.973	25	18	46	63	3	112	11
2008	MINNESOTA	OF	1.000	3	0	1	0	0	1	0
		SS	.973	61	60	103	187	8	298	46
		3B	1.000	12	6	3	16	0	19	1
		2B	.985	26	23	54	79	2	135	18
2009	MINNESOTA	3B	1.000	5	3	3	6	0	9	1
		SS	.973	58	56	100	153	7	260	29
		2B	1.000	63	58	119	150	0	269	36
2010	MINNESOTA	SS	.962	31	31	48	80	5	133	16
		2B	.936	12	8	15	29	3	47	5
		3B	1.000	48	38	29	93	0	122	6
2011	ST. LOUIS	SS	1.000	8	6	8	15	0	23	2
		3B	.923	7	3	2	10	1	13	0
		2B	.987	45	23	58	91	2	151	26
Career Totals		2B	.983	297	224	501	718	21	1240	166
		OF	1.000	11	3	10	1	0	11	0
		3B	.974	292	241	184	499	18	701	41
		SS	.974	265	234	387	683	28	1098	144

CAREER SINGLE-GAME HIGHS

HITS	4, 6 times, last 9/27/11 for STL at HOU
DOUBLES	2, 7 times, last 7/25/10 for MIN at BAL
HOME RUNS	1, 14 times, last 9/27/11 for STL at HOU
RBI	5, 5/7/08 for MIN at CWS
RUNS SCORED	4, last 7/31/06 for MIN vs. TEX
WALKS	3, 6 times, last 7/27/11 for STL vs. HOU
STRIKEOUTS	4, 2 times, last 8/10/08 for MIN at KC
STOLEN BASES	3, 8/15/05 for MIN at CWS
HITTING STREAK	19, 7/4/06-7/28/06
EJECTIONS (1)	7/14/06 vs. CLE (3B, T. Timmons)

HOME RUN NOTES

MULTI-HOME RUN GAMES (0)
LEADOFF HOME RUNS (0)
GRAND SLAMS (1)
7/22/04 vs. TB off Jesus Colome
PINCH-HIT HOME RUNS (0)
EXTRA-INNING HOME RUNS (0)
GAME-ENDING HOME RUNS (0)
INSIDE-THE-PARK HOME RUNS (0)

JASON REPKO • 16 • OF



FULL NAME: Jason Edward Repko
BATS: Right **THROWS:** Right **HEIGHT:** 5-11 **WEIGHT:** 200
OPENING DAY AGE: 31
BORN: December 27, 1980 in East Chicago, IN
RESIDES: West Richland, WA
MAJOR LEAGUE SERVICE: 4 years, 168 days
ACQUIRED: Signed as a minor league free agent on Jan. 10, 2012
SIGNED BY: Hank Jones (Dodgers)
CONTRACT STATUS: Signed through 2012

NON-ROSTER INVITEE

CAREER HIGHLIGHTS

- ✦ In 1st season in the Red Sox system.
- ✦ Has played in parts of 6 Major League seasons with the Dodgers (2005-06, 08-09) and Twins (2010-11).
- ✦ Was selected as a shortstop by the Dodgers as the 37th overall selection in the supplemental portion of the 1st round of the 1999 First-Year Player Draft.
- ✦ Has just 1 error over the last 4 seasons in the Majors since 2008 for a .995 fielding pct. (191 TC) in that time.

2011: Made Minnesota's Opening Day roster and played in 67 games with the Twins despite missing time due to 3 injuries.

- ✦ Ranked 4th on the team with 7 stolen bases.
- ✦ Placed on the disabled list with a right quad strain on 5/2 and played 6 rehab games with Triple-A Rochester before being reinstated on 5/23.
- ✦ Stole 4 bases in a 4-game span from 6/26-29, including his 2nd career 2-steal game on 6/28 vs. LAD.
- ✦ Batted .313 (10-for-32) in 21 games in July, recording 4 multi-hit games in the month.
- ✦ Placed on the DL with left shoulder bursitis on 8/11...Played 4 games on rehab assignment for Triple-A Rochester before 8/26 reinstatement.
- ✦ Hit in the head by a Justin Masterson pitch on 9/18 vs. CLE and missed the duration of the season after experiencing concussion symptoms.
- ✦ Committed his only error of the season on 6/10 vs. TEX...Was his only miscue in 2 years with the Twins.

2010: Split time between Triple-A Rochester and Minnesota in 1st season in Twins organization.

- ✦ Started the season with Rochester...Batted .345 (19-for-55) in 17 April games.
- ✦ Recorded a pair of 4-hit efforts on 5/14 vs. Louisville (4-for-4, 2 BB, 4 RBI) and 5/20 vs. Syracuse (4-for-5, 1 HR, 3 RBI).
- ✦ Played 60 games for the Red Wings, with 59 in center field and 1 in right.
- ✦ Remained in the Majors following a 6/25 selection to Minnesota...Played in 48 games in the field for the Twins, making 31 starts.
- ✦ Batted .325 (13-for-40) with 6 doubles, 3 home runs, 6 RBI and 10 runs scored from 7/24-8/8, helping the Twins go 9-1 during that time.
- ✦ Hit his 1st home run as a member of the Twins on 7/25 at BAL off David Hernandez.
- ✦ Did not make an error in 92 total chances in the field and recorded 5 assists in only 48 games in the outfield.
- ✦ Released by the Dodgers on 3/31 and signed with Minnesota as a minor league free agent on 4/5.

2009: Played in 110 games with Triple-A Albuquerque before being recalled by the Dodgers for the end of the season.

- ✦ Recalled to the Dodgers on 9/1 and played in 10 Major League games.
- ✦ Played mostly in right field for the Isotopes before moving to center for most of August.
- ✦ Homered in his 1st 2 games of the season with Albuquerque and 3 times in his 1st 5 contests.
- ✦ Hit safely in 16 straight tilts from 4/30-5/29, including 6 multi-hit games during that span.
- ✦ Batted .381 (24-for-63) with 3 homers and 13 RBI in 16 games in May and hit .358 (34-for-95) in 29 games in August.
- ✦ Led the Isotopes with 24 stolen bases.

2008: Spent 121 games with Triple-A Las Vegas, leading the club in runs (89) and steals (20), while also appearing in 22 contests at the Major League level with the Dodgers.

- 🔴 Had stints with the Dodgers from 6/30-7/3 and from 9/1 through the end of the season.
- 🔴 Posted a 14-game hitting streak from 6/1-15 with Las Vegas, batting .417 (25-for-60) during that span.
- 🔴 Earned the Dodger Pride Award in August after hitting .312 (29-for-93) with 4 HR and 11 RBI in 26 tilts for Las Vegas.
- 🔴 Batted .356 (42-for-118) against lefties in minor league contests.
- 🔴 Hit leadoff homers on 4/27 vs. Portland, 6/14 at Salt Lake (G1) and 7/25 vs. Omaha.

2007: Missed the entire season after suffering a torn left hamstring during Spring Training.

- 🔴 Suffered the injury on 3/22...Underwent surgery to reattach his hamstring tendons on 3/28.

2006: Began the season as the Dodger's 4th outfielder...Missed nearly 3 months after going down with an injury in early May.

- 🔴 Posted 1st career multi-steal game on 5/6 vs. Milwaukee, stealing 2nd and 3rd as a pinch-runner.
- 🔴 Suffered a severely sprained left ankle crashing into the center field wall in an attempt to rob a home run on 5/9 vs. HOU...Placed on the disabled list on 5/10 and returned on 7/24, missing 67 games.
- 🔴 Was hitting .304 (21-for-69) with 3 home runs, 12 RBI and 8 stolen bases in 25 games at the time of the injury.
- 🔴 Underwent a surgical procedure to address plantar fasciitis in his foot on 10/20.

2005: Made 1st Major League Opening Day roster and played in 129 tilts with the Dodgers.

- 🔴 Played at all 3 outfield positions with the Dodgers...Ranked 9th among NL rookies in stolen bases (5) and tied for 4th in both triples (3) and outfield assists (7).
- 🔴 Made his Major League debut on 4/6 at SF...Hit 1st Big League home run on 4/10 at ARI off Oscar Villarreal...Homed in his 1st at-bat at Dodger Stadium on 4/12 vs. SF.
- 🔴 Optioned to Triple-A Las Vegas on 5/25 for 8 games...Recalled on 6/3 and spent rest of the season on the Dodgers roster.
- 🔴 Hit .304 (24-for-79) with 12 RBI in 24 games in July.

- 🔴 Tripled twice on 9/26 vs. PIT, the 1st Dodger to accomplish that feat since Eric Anthony on 5/18/97.

2004: Combined to bat .303 (149-for-491) with a minor league-leading 37 doubles, while tallying 13 homers, 6 triples, 60 RBI and 81 runs in 121 games between Double-A Jacksonville and Triple-A Las Vegas.

- 🔴 Started the season with Jacksonville and joined Las Vegas on 6/9, becoming the 51s regular center fielder.
- 🔴 Played for Scottsdale of the Arizona Fall League, tying for the league lead with 8 homers in addition to batting .291...Named the right fielder on the AFL's All-Prospect team.

2003: Spent the entire season with Double-A Jacksonville and stole 21 bases.

- 🔴 Played 72 games in left field, 39 in center and 2 in right.

2002: Appeared in 120 games for High-A Vero Beach, mostly in center field, after playing his 1st 3 minor league seasons as a shortstop.

- 🔴 Selected to the Florida State League All-Star Game.
- 🔴 Finished 2nd on the team with 29 doubles and 29 stolen bases.

2001: Played through a back injury for the majority of the season while appearing in 88 games for Single-A Wilmington.

- 🔴 Entered the season ranked by *Baseball America* as the No. 4 prospect in the Dodgers system.

2000: Suffered a torn hamstring during extended Spring Training and was limited to just 8 games for Short-A Yakima.

1999: Started his professional career with Rookie-level Great Falls and led the team in batting (.304), triples (9), home runs (8) and RBI (32).

- 🔴 Named a Pioneer League All-Star after tying for the league lead in triples, tied for the 2nd most among all short-season minor leaguers.

PERSONAL

- 🔴 Married to Traci...The couple has a son, Tyler Jason (2/21/08), and a daughter, Averi Faith (9/7/10).
- 🔴 Graduated from Hanford (WA) High School in 1999, where he batted .581 (43-for-74) with 18 home runs and 47 RBI in 20 games.
- 🔴 Turned down a scholarship to San Diego State University to sign with the Dodgers.
- 🔴 Devoted time and effort in the Los Angeles community, starting Repko's Dream Team in 2007, a program allowing him to host local youngsters from the AL County Department of Children and Family Services.

JASON REPKO'S CAREER RECORD

YEAR	CLUB	AVG.	G	AB	R	H	2B	3B	HR	RBI	SH	SF	HB	BB	SO	SB	CS	E
1999	Great Falls	.304	49	207	51	63	9	9	8	32	1	1	3	21	43	12	5	38
2000	Yakima	.294	8	17	3	5	2	0	0	1	0	0	0	1	7	0	0	3
2001	Wilmington	.220	88	337	36	74	17	4	32	6	3	3	15	68	17	8	26	
2002	Vero Beach	.272	120	470	73	128	29	5	9	53	8	2	8	25	92	29	13	7
2003	Jacksonville	.240	119	416	62	100	14	5	10	23	9	3	6	42	89	21	8	5
2004	Jacksonville	.291	46	189	26	55	11	2	6	19	2	1	2	13	43	10	5	3
	Las Vegas	.311	75	302	55	94	26	4	7	41	2	1	3	18	57	13	5	2
2005	Las Vegas	.387	8	31	6	12	0	0	3	6	1	0	0	0	4	1	0	0
	LA DODGERS	.221	129	276	43	61	15	3	8	30	2	0	7	16	80	5	0	6
2006	Las Vegas	.276	9	29	2	8	2	0	0	2	0	0	2	3	6	1	0	1
	LA DODGERS	.254	69	130	21	33	5	1	3	16	2	0	3	15	24	10	4	2
2008	Las Vegas	.283	121	459	89	130	26	7	12	50	4	4	18	50	108	20	6	3
	LA DODGERS	.167	22	18	0	3	1	0	0	0	0	0	2	9	1	0	0	0
2009	Albuquerque	.277	110	393	70	109	20	4	16	47	2	5	5	28	81	24	7	1
	LA DODGERS	.000	10	5	1	0	0	0	0	1	0	1	1	0	2	1	0	0
2010	Rochester	.281	60	228	38	64	8	2	6	28	2	1	2	30	49	10	3	0
	MINNESOTA	.228	58	127	19	29	6	0	3	9	1	0	5	13	38	3	2	0
2011	Rochester	.216	10	37	4	8	1	0	2	5	0	1	0	6	11	2	0	1
	MINNESOTA	.226	67	133	21	30	2	0	2	11	3	0	2	6	38	7	2	1
Major League Totals		.226	355	689	105	156	29	4	16	67	8	1	18	52	191	27	8	9
Minor League Totals		.273	823	3115	515	850	165	42	83	339	37	22	52	252	658	160	60	90

1999 Signed by the Los Angeles Dodgers as a supplemental-round selection (37th overall) in the First-Year Player Draft

2010 Signed by the Minnesota Twins as a free agent on 4/5

2012 Signed by the Boston Red Sox as a minor league free agent on 1/10

ADDITIONAL BATTING STATISTICS

YEAR	CLUB	OBP	SLG	OPS	TB	GDP
2005	LA DODGERS	.281	.384	.665	106	7
2006	LA DODGERS	.345	.377	.722	49	2
2008	LA DODGERS	.250	.222	.472	4	0
2009	LA DODGERS	.143	.000	.143	0	0
2010	MINNESOTA	.324	.346	.671	44	2
2011	MINNESOTA	.270	.286	.555	38	0
Major League Totals		.297	.350	.647	241	11

DIVISION SERIES RECORD

YEAR	CLUB	AVG.	G	AB	R	H	2B	3B	HR	RBI	SH	SF	HB	BB	SO	SB	CS	E
2010	MIN vs. NYY	---	2	0	0	0	0	0	0	0	0	0	0	0	0	0	0	0

CAREER FIELDING RECORD

YEAR	CLUB	POS	PCT.	G	GS	PO	A	E	TC	DP
2005	LA DODGERS	OF	.968	118	73	173	7	6	186	3
2006	LA DODGERS	OF	.977	62	28	82	4	2	88	2
2008	LA DODGERS	OF	1.000	19	1	15	0	0	15	0
2009	LA DODGERS	OF	1.000	7	0	3	0	0	3	0
2010	MINNESOTA	OF	1.000	48	31	87	5	0	92	1
2011	MINNESOTA	OF	.988	55	34	78	2	1	81	0
Career Totals		OF	.981	309	167	438	18	9	465	6

CAREER SINGLE-GAME HIGHS

HITS	4, 7/7/05 for LAD at COL
DOUBLES	2, 3 times, last 9/22/05 for LAD at ARI
HOME RUNS	1, 16 times, last 8/31/11 for MIN at CWS
RBI	4, 2 times, last 4/10/06 for LAD at PIT
RUNS SCORED	3, 2 times, last 5/17/05 for LAD vs. FLA
WALKS	2, 7 times, last 9/29/10 for MIN at KC
STRIKEOUTS	4, 2 times, last 9/2/10 for MIN vs. DET
STOLEN BASES	2, 2 times, last 6/28/11 for MIN vs. LAD
HITTING STREAK	6, 7/24/10-8/1/10
EJECTIONS	None

HOME RUN NOTES

MULTI-HOME RUN GAMES (0)
LEADOFF HOME RUNS (0)
GRAND SLAMS (0)
PINCH-HIT HOME RUNS (0)
EXTRA-INNING HOME RUNS (0)
GAME-ENDING HOME RUNS (0)
INSIDE-THE-PARK HOME RUNS (0)



FULL NAME: Cody Joseph Ross

BATS: Right **THROWS:** Left **HEIGHT:** 5-10 **WEIGHT:** 195

OPENING DAY AGE: 31

BORN: December 23, 1980 in Portales, NM

RESIDES: Phoenix, AZ

MAJOR LEAGUE SERVICE: 6 years, 58 days

ACQUIRED: Signed as a free agent on January 26, 2012

SIGNED BY: Jim Olander (Tigers)

CONTRACT STATUS: Signed through 2012

CAREER HIGHLIGHTS

🔴 In 1st season with the Red Sox after signing as a free agent on 1/26/12...Marks the 6th different organization he has played for since being drafted by Detroit in 1999...Has been traded 3 different times in his career.

🔴 A veteran of 757 Major League games...Has seen action with the Tigers (2003), Dodgers (2005-06), Reds (2006), Marlins (2006-10) and Giants (2010-11).

🔴 Owns a .282 clip (193-for-684) off left-handed pitching...Has posted a .563 SLG against southpaws in his career, the 7th-best mark in the Majors since 2003.

🔴 Has reached double-digit in homers in each of the last 6 seasons from 2006-11 with 99 total in that span...Notched at least 20 doubles in each of the last 4 campaigns, tallying 119 2-baggers from 2008-11.

🔴 Hit a career-best 24 homers and drove in career-high 90 RBI in 2009 with Florida.

🔴 Saw 1st career postseason action with the Giants in 2010 and earned MVP honors in the NLCS after batting .350 (7-for-20) with 3 home runs and 5 RBI...Became just 5th player in ML history to start the season with a different team and win an LCS or World Series MVP award.

🔴 Hit .294 (15-for-51) with 5 home runs and 10 RBI in 15 games overall in the 2010 postseason, helping the Giants to a World Series title.

2011: Spent 1st full season with the Giants and led the club with a career-high 49 walks.

🔴 Played in 121 contests, including 107 starts...Marked his fewest games played since 2007 (66 with Florida).

🔴 Hit .275 (61-for-222) in 69 games before the All-Star break but just .197 (36-for-183) in 52 tilts in the 2nd half.

🔴 Launched 2 leadoff homers, the 2nd and 3rd of his career...Homered off Ian Kennedy to start the bottom of the 1st on 8/1 vs. ARI and again versus the D-Backs on 9/4, taking Daniel Hudson deep.

🔴 Appeared at all 3 outfield positions (83 games/56 starts in LF, 35 G/32 GS in RF and 22 G/19 GS in CF)...Tallied a career-high 8 assists for the 3rd time (also 2008 and 2010), 2nd most on team behind Nate Schierholtz (9)...Committed just 1 error in 192 total chances overall for a .995 fielding percentage.

🔴 Began the season on the 15-day disabled list after straining his right calf in a Spring Training game on 3/23 at LAA, while running to make catch in right field at Tempe Diablo Stadium...Missed San Francisco's 1st 17 games and, after rehabbing in camp games and playing at Triple-A Fresno, was reinstated from the DL on 4/20.

🔴 Recorded his 4th career game-ending hit on 5/10 vs. ARI with a run-scoring single off RHP David Hernandez, giving SF a 1-0 win.

🔴 Connected for tie-breaking, 3-run home run with 2 outs in the 9th inning off the Dodgers Lance Cormier on 5/18 at Dodger Stadium.

🔴 Tied his career-high with 4 hits (5th time) on 6/1 at STL.

🔴 Ended the Giants Major League record streak of 21-consecutive solo homers with a 2-run shot in the 3rd inning on 8/14 at FLA.

🔴 Knocked a solo home run in the 7th inning on 8/16 at ATL to break up Randall Delgado's no-hit bid.

🔴 Hit at a .309 clip (17-for-55) with 4 home runs and 10 RBI in 13 games in September.

🔴 Suffered strained right hamstring on 9/16 at COL after hitting an RBI single down the left field line...Turned to go to 2nd base and pulled up limping...Prior to the injury, hit his 100th career home run off Alex White in 5th inning...Missed San Francisco's final 11 games of the year with the hamstring injury.

2010: Spent most of the season with the Marlins but was claimed off waivers by the Giants in late August...Won a World Series title with San Francisco and was named NLCS MVP.

🔴 Started 135 games between Florida and San Francisco, making majority of his starts in centerfield (80), while also logging 50 starts in right and 5 in left.

♣ Batted .287 (37-for-129) against left-handed pitchers between the 2 stops, including an .883 OPS.

♣ Hit .265 (120-for-452) with 24 doubles, 11 homers and 58 RBI in 120 games, including 118 starts, in his 5th season in a Marlins uniform.

♣ Tied career high with 4 hits twice, on 4/7 at NYM and 5/16 vs. NYM.

Major Leaguers who started a season with a team and then won the LCS or World Series MVP award with another club

Player	LCS/WS Award Season	1st team	2nd team
Donn Clendenon	WS 1969	Montreal	New York-NL
Ricky Henderson	ALCS 1989	New York-AL	Oakland
Mike Devereaux	NLCS 1995	Chicago-AL	Atlanta
David Justice	ALCS 2000	Cleveland	New York-AL
Cody Ross	NLCS 2010	Florida	San Francisco

♣ Stole home as part of a double steal with Cameron Maybin in the 7th inning on 5/10 at CHC, the 1st Marlin to steal home since Reggie Abercrombie on 6/25/06 at NYY...Was his 1st steal of home and the 11th by a Marlin.

♣ Awarded to Giants on 8/22 on a waiver claim...Made 17 starts (33 total games) in San Francisco's 37 contests after the waiver claim, batting .288 (21-for-73) with 3 homers and 7 RBI.

POSTSEASON: In 1st career postseason action, batted .294 (15-for-51) with 5 homers and 10 RBI, helping San Francisco win the World Series...His 5 home runs were 3rd most in a single postseason in Giants franchise history and his 10 RBI were tied for 4th most...3 of the 5 roundtrippers broke up no-hitters: HR off Braves Derek Lowe was Giants 1st hit in Game 4 of the NLDS; 1st HR off Philly's Roy Halladay in Game 1 of the NLCS was 1st hit off Halladay in 11 innings, as he had thrown no-hitter in his prior start; and HR off Roy Oswalt in Game 2 of NLCS was SF's 1st hit of game...Collected 5 go-ahead RBI, the most in Giants history for a single postseason...Joined Barry Bonds as the only players in SF franchise history to record 3 or more game-winning RBI during a single postseason (2002)...Became the 1st player to record 5 go-ahead RBI in a single postseason since Morgan Ensberg and Jermaine Dye did so in 2005 and the only player in Major League history to accumulate 4 game-winning RBI over his 1st 7 postseason games...Hit safely in 13 of his 15 overall games with 10 of his 15 hits going for extra bases (5 2Bs, 5 HRs)...Completed LDS vs. ATL by going 4-for-14 (.286) with a double, homer and 3 RBI...In addition to solo HR off Lowe to break up his no-hitter in Game 4 in Atlanta, also singled home the go-ahead run in the 7th inning...Named MVP of NLCS after hitting safely in all 6 games vs. PHI, going 7-for-20 (.350) with 3 doubles, 3 homers and 5 RBI...Became 4th player in Giants history to take home NLCS MVP honors (also Jeffrey Leonard in 1987, Will Clark in 1989 and Benito Santiago in 2002) and just the 5th player in MLB history to start a season with a different team and win the LCS or World Series MVP award...Knocked 3 homers in 1st 2 games of the NLCS, becoming 4th player in ML history to hit each of his team's 1st 3 long balls in a postseason series, along with Babe Ruth (Yankees) in 1926 WS, Rusty Staub (Mets) in 1973 NLCS and Willie Stargell (Pirates) in 1979 WS...Led the Giants offense in Game 1 of the NLCS by going 2-for-3 with a pair of go-ahead solo homers off Roy Halladay, marking the 1st multi-HR game by a Giant in the playoffs since Jeff Kent homered twice on 10/24/02 in Game 5 of the World Series vs. ANA...Was the 2nd player in MLB history to hit 2 HRs in his LCS debut, joining Gary Gaetti for the 1987 Twins.

2009: In 4th season with the Marlins, set career-highs in at-bats (559), runs (73), hits (151), doubles (37), home runs (24), RBI (90) and strikeouts (122).

♣ Ranked 4th in the NL in day AVG with a .349 clip (52-for-149).

♣ Tied franchise record by hitting 3 grand slams: 5/17 vs. LAD, 6/2 vs. MIL and 6/12 at TOR (also done by Hanley Ramirez in 2009, Jeff Conine in 2004 and Bobby Bonilla in 1997).

♣ Placed 13th among NL outfielders with a .991 fielding percentage, committing only 3 errors in 346 chances.

♣ Amassed the 9th-most innings among NL outfielders with 1,308.1 and led Marlins outfielders with 6 assists.

♣ Made 1st career appearance as a pitcher on 4/26 against the Phillies, tossing a scoreless 9th inning...Was the 1st Marlins position player to appear at pitcher since Jason Wood on 6/29/07 vs. ATL.

♣ Broke up a no-hitter on 5/17 vs. LAD with an 8th-inning double as well as hitting his 3rd career grand slam in the 9th off Guillermo Mota.

♣ Reached base safely in 8 straight plate appearances from 5/18-20.

♣ Knocked 2 homers on 8/2 against the Cubs, marking his 1st multi-HR effort of the season and 6th of his career...Also hit his 2nd career walk-off home run in that game off Kevin Gregg (also 6/7/08 vs. CIN).

♣ Set club record by recording 6 combined hits in a doubleheader on 8/16 vs. COL, passing the previous mark of 5 hits done by 6 players.

2008: Had his 1st 20-homer campaign, blasting 22 long balls in 145 games.

♣ Surpassed the 20-homer mark along with teammates Hanley Ramirez (33), Mike Jacobs (32), Dan Uggla (32) and Jorge Cantu (29)...Marks the only time the Marlins have had 5 batters hit 20 or more roundtrippers.

♣ Hit homers in the pinch on 5/13 at CIN and 9/8 at PHI.

♣ In May, 10 of his 14 hits were homers...With Dan Uggla (12), became the only pair of Marlins in franchise history to connect for 10 or more home runs in the same month.

🔴 From 5/10-25, collected 5 hits, all of which were homers...At a point, 9 of his 10 hits left the yard, a feat accomplished in the past 10 years by only Manny Ramirez, Darryl Strawberry, Gary Sheffield, Sammy Sosa, Barry Bonds, Mark McGwire and Adam Dunn...Was the 1st player to have a streak of at least 9 homers in 10 hits since Mark McGwire in 2001, when he had stretch of 11-straight hits for home runs.

🔴 Hit a 2-run, walk-off homer on 6/7 vs. CIN off Francisco Cordero...Was his 1st career game-ending home run and 2nd homer off Cordero in 2008...The other was a 3-run, game-tying homer in the 9th inning on 5/14 at CIN.

🔴 Finished the 1st half of the season with a career-best 17-game hit streak, batting .391 (27-for-69) with 3 homers and 19 RBI from 6/27-7/13.

🔴 In a 4-game series with the Rockies from 7/3-6 tallied 15 RBI, which were most in any 4-game span since Josh Phelps knocked in 15 runs from 7/1-8/04...Became the 1st player since Carlton Fisk, 9/5-8/77 vs. TOR, to record 15 RBI in a 4-game set.

🔴 From 7/4-6, collected total of 14 RBI, which were most in a 3-game span since Sammy Sosa had 16 from 8/10-12/02.

2007: Appeared in 66 games with Marlins despite missing 11 weeks to injury.

🔴 Hit 1st career pinch-hit homer on 4/20 vs. WSH off Chad Cordero...Also had a pinch-hit homer on 8/23 at STL off Brad Thompson.

🔴 Missed 11 weeks with a left hamstring strain suffered 5/5 vs. SD...Placed on the 15-day disabled list on 5/6, transferred to the 60-day DL on 6/27 and was reinstated on 7/19.

🔴 Led the Marlins and ranked 8th in the NL with a .350 (42-for-120) clip in 48 games after the All-Star break...His 2nd-half clip was the 3rd-best post All-Star AVG in club history behind Wes Helms (.385 in 2006) and Juan Pierre (.359 in 2004)...Totaled 8 homers and 25 RBI in the 2nd half.

2006: Played with the Marlins, Dodgers and Reds and combined for 13 homers and 46 RBI in 101 games.

🔴 Traded to the Reds from Dodgers for a player to be named later on 4/24...Traded again on 5/26 to Florida in exchange for player to be named later (LHP Ben Kozlowski).

🔴 Cracked 11 homers with the Marlins, 1 of 5 rookies on the club with at least 10 home runs, joining Dan Uggla, Josh Willingham, Hanley Ramirez and Mike Jacobs.

🔴 Knocked a career-high 7 RBI for the Dodgers on 4/13/06 at PIT...Hit a career-high 3 homers and matched career mark with 7 RBI on 9/11 vs. NYM...His 3 homers tied a Florida club record set by Mike Lowell on 4/21/04 at PHI.

2005: Appeared in only 14 games at the Major League level with the Dodgers.

🔴 Played the majority of the season with Triple-A Las Vegas, appearing in 115 games and hitting .267 (105-for-393) with 79 runs, 21 doubles, 4 triples, 22 homers and 63 RBI.

2004: Acquired by the Dodgers from the Tigers in exchange for LHP Steve Colyer on 4/1.

🔴 Spent the entire season with Triple-A Las Vegas, hitting .273 (65-for-238) with 17 doubles, 2 triples, 14 homers, 49 RBI and 2 stolen bases.

2003: Named Tigers Minor League Player of Year and made his Major League debut with Detroit, appearing in 6 games.

🔴 Made debut 7/4 at KC, going 0-for-2 with a HBP.

🔴 Recorded 1st career homer, a grand slam off Cliff Lee, on 9/2 vs. CLE...Became the 1st Tigers player to hit a grand slam for his 1st career homer since Milt Cuyler on 5/19/91 vs. MIN...Was the 5th Big League player to accomplish the feat in 2003.

🔴 Tabled a *Baseball America* Triple-A All-Star...Ranked among International League leaders in extra-base hits (3rd, 61), SLG (4th, .515) and homers (T-5th, 20).

2002: Spent the year with Double-A Erie and selected as an Eastern League mid-season and post-season All-Star.

🔴 Led the club in SLG (.508) and ranked 2nd in hits (112), runs (73), doubles (28) and RBI (72).

🔴 Paced all Eastern League outfielders with 16 assists.

🔴 In June, was named both the organization's and TOPPS Eastern League Player of Month (.336, 8 HR, 30 RBI, 10 SB).

🔴 Following the season, played for Mesa in the Arizona Fall League (.237, 5 HR, 18 RBI).

2001: Led High-A Lakeland in AVG (.276), runs (84), hits (133), doubles (34), homers (15) and RBI (80).

🔴 Topped all Florida State League outfielders with 23 assists.

🔴 Also ranked among FSL offensive leaders in doubles (3rd), extra-base hits (3rd, 54) and total bases (4th, 222).

🔴 Earned FSL Player of the Week honors for 6/18-24 (.516, 2 HR, 5 RBI, 4 SB) and 8/13-19 (4 HR, 7 RBI).

2000: In his 2nd professional campaign, led Single-A West Michigan in RBI (68).

2000: Spent his 1st pro season with the Rookie-level Tigers in the Gulf Coast League.

PERSONAL

♣ Married to Summer...The couple has a son, Hudson (10/21/06), and daughter, Haven (2/19/09).

♣ Graduated from Carlsbad (NM) High School in 1999, where after his senior year he was named as a *Baseball America* high school All-American selection, hitting .525 with 12 HRs, 45 RBI and 15 stolen bases... Threw a perfect game during his prep career.

IN THE COMMUNITY

While with the Giants, Ross and teammate Brian Wilson paired up with Keenan Cahill to create a viral video of the song Dynamite to raise awareness and funds for Maroteaux-Lamy Syndrome...The video received over 1 million hits on YouTube...Also met with kids from local schools who were transforming their classrooms into "green" classrooms throughout the 2010 season...Additionally, visited with many kids and families affected by illness or special circumstances after batting practice.

CODY ROSS' CAREER RECORD

YEAR	CLUB	AVG.	G	AB	R	H	2B	3B	HR	RBI	SH	SF	HB	BB	SO	SB	CS	E
1999	GCL Tigers	.218	42	142	19	31	8	3	4	18	2	1	2	16	28	3	1	2
2000	W. Michigan	.267	122	434	71	116	17	9	7	68	2	7	9	55	83	11	3	6
2001	Lakeland	.276	127	482	84	133	34	5	15	80	6	9	5	44	96	28	5	4
2002	Erie	.280	105	400	73	112	28	3	19	72	2	5	3	44	86	16	2	6
2003	Toledo	.287	124	470	74	135	35	6	20	61	4	9	5	32	86	15	6	6
	DETROIT	.211	6	19	1	4	1	0	1	5	1	0	1	1	3	0	0	2
2004	Las Vegas	.273	60	238	44	65	17	2	14	49	0	1	2	18	43	2	0	3
2005	Las Vegas	.267	115	393	79	105	21	4	22	63	0	4	2	49	103	4	2	1
	LA DODGERS	.160	14	25	1	4	1	0	0	1	0	0	0	1	10	0	0	1
2006	Louisville	.340	15	50	11	17	1	0	3	6	0	0	1	13	12	0	2	1
	LA DODGERS	.500	8	14	4	7	1	1	2	9	0	0	0	0	2	1	0	0
	CINCINNATI	.200	2	5	0	1	0	0	0	0	0	0	0	0	2	0	0	0
	FLORIDA	.212	91	250	30	53	11	1	11	37	1	2	4	22	61	0	1	2
2007	Jupiter	.261	7	23	2	6	1	0	2	3	0	0	0	1	6	0	0	0
	FLORIDA	.335	66	173	35	58	19	0	12	39	0	1	3	20	38	2	0	3
2008	FLORIDA	.260	145	461	59	120	29	5	22	73	0	5	7	33	116	6	1	1
2009	FLORIDA	.270	151	559	73	151	37	1	24	90	0	2	9	34	122	5	2	3
2010	FLORIDA	.265	120	452	60	120	24	3	11	58	0	1	4	30	100	9	1	4
	SF GIANTS	.288	33	73	11	21	4	0	3	7	0	1	1	7	21	0	1	0
2011	Fresno	.500	2	6	1	3	1	0	0	2	0	0	0	2	1	0	0	0
	SF GIANTS	.240	121	405	54	97	25	0	14	52	0	3	4	49	96	5	2	1
	Major League Totals	.261	757	2436	328	636	152	11	100	371	2	15	33	197	571	28	8	17
	Minor League Totals	.274	719	2638	458	723	163	32	106	422	16	36	29	274	544	79	21	29

1999 Signed by the Detroit Tigers as a fourth-round selection in the First-Year Player Draft

2004 Acquired by the Los Angeles Dodgers in exchange for LHP Steve Coyer on 4/1

2006 Acquired by the Cincinnati Reds in exchange for LHP Ben Kozlowski on 4/24

2006 Acquired by the Florida Marlins in exchange for cash considerations on 5/26

2010 Claimed off waivers by the San Francisco Giants on 8/22

2012 Signed by the Boston Red Sox as a free agent on 1/27

ADDITIONAL BATTING STATISTICS

YEAR	CLUB	OBP	SLG	OPS	TB	GDP
2003	DETROIT	.286	.421	.707	8	0
2005	LA DODGERS	.192	.200	.392	5	1
2006	LA DODGERS	.500	1.143	1.643	16	0
	CINCINNATI	.200	.200	.400	1	0
	FLORIDA	.284	.396	.680	99	8
2007	FLORIDA	.411	.653	1.064	113	2
2008	FLORIDA	.316	.488	.804	225	5
2009	FLORIDA	.321	.469	.790	262	18
2010	FLORIDA	.316	.405	.721	183	7
	SAN FRANCISCO	.354	.466	.819	34	2
2011	SAN FRANCISCO	.325	.405	.730	164	10
	Major League Totals	.323	.456	.779	1110	53

CODY ROSS, CONTINUED

DIVISION SERIES RECORD

YEAR	CLUB	AVG.	G	AB	R	H	2B	3B	HR	RBI	SH	SF	HB	BB	SO	SB	CS	E
2010	SF vs. ATL	.286	4	14	2	4	1	0	1	3	0	0	0	1	2	0	0	0

LEAGUE CHAMPIONSHIP SERIES RECORD

YEAR	CLUB	AVG.	G	AB	R	H	2B	3B	HR	RBI	SH	SF	HB	BB	SO	SB	CS	E
2010	SF vs. PHI	.350	6	20	4	7	3	0	3	5	0	0	1	2	5	0	0	0

WORLD SERIES RECORD

YEAR	CLUB	AVG.	G	AB	R	H	2B	3B	HR	RBI	SH	SF	HB	BB	SO	SB	CS	E
2010	SF vs. TEX	.235	5	17	5	4	1	0	1	2	0	0	0	4	4	0	0	0

CAREER FIELDING RECORD

YEAR	CLUB	POS	PCT.	G	GS	PO	A	E	TC	DP
2003	DETROIT	OF	.882	6	6	15	0	2	17	0
2005	LA DODGERS	OF	.933	9	5	12	2	1	15	1
2006	LA DODGERS	OF	1.000	3	2	4	0	0	4	0
	CINCINNATI	OF	1.000	1	1	1	0	0	1	0
	FLORIDA	OF	.985	79	64	125	3	2	130	0
2007	FLORIDA	OF	.974	61	42	109	5	3	117	4
2008	FLORIDA	OF	.997	133	116	301	8	1	310	2
2009	FLORIDA	OF	.991	151	149	337	6	3	346	3
	P	-	-	1	0	0	0	0	0	0
2010	FLORIDA	OF	.986	118	118	268	6	4	278	2
	SAN FRANCISCO	OF	1.000	33	17	33	2	0	35	0
2011	SAN FRANCISCO	OF	.995	115	107	183	8	1	192	1
	Career Totals	P	-	1	0	0	0	0	0	0
		OF	.988	709	627	1388	40	17	1445	13

CAREER SINGLE-GAME HIGHS

HITS	4, 5 times, last 6/1/11 for SF at STL
DOUBLES	2, 17 times, last 9/5/11 for SF at SD
HOME RUNS	3, 9/11/06 for FLA vs. NYM
RBI	7, 2 times, last 9/11/06 for FLA vs. NYM
RUNS SCORED	3, 6 times, last 9/12/11 for SF vs. SD
WALKS	2, 18 times, last 8/23/11 for SF vs. SD
STRIKEOUTS	4, 2 times, last 8/4/11 for SF vs. PHI
STOLEN BASES	2, 2 times, last 6/19/10 for FLA vs. TB
HITTING STREAK	17, 6/27/08-7/13/08
EJECTIONS	1, 6/9/08 vs. CIN (HP, B. Hohn)

HOME RUN NOTES

MULTI-HOME RUN GAMES (7)

3-HOME RUN GAMES (1)

9/11/06 vs. NYM

2-HOME RUN GAMES (6)

Last: 5/23/10 at CWS

LEADOFF HOME RUNS (3)

Last: 9/4/11 vs. ARI off Daniel Hudson

GRAND SLAMS (5)

Last: 6/12/09 at TOR off Brandon League

PINCH-HIT HOME RUNS (4)

Last: 9/8/08 at PHI off J.C. Romero

EXTRA-INNING HOME RUNS (0)

GAME-ENDING HOME RUNS (2)

Last: 8/2/09 vs. CHC off Kevin Gregg

INSIDE-THE-PARK HOME RUNS (0)



FULL NAME: Jarrod Scott Saltalamacchia
BATS: Switch **THROWS:** Right **HEIGHT:** 6-4 **WEIGHT:** 235
OPENING DAY AGE: 26 (Turns 27 on May 2)
BORN: May 2, 1985 in West Palm Beach, FL
RESIDES: Wellington, FL
MAJOR LEAGUE SERVICE: 4 years, 43 days
ACQUIRED: From Texas in exchange for 1B Christopher McGuiness, RHP Roman Mendez, a player to be named later (C Michael Thomas) and cash considerations on July 31, 2010
SIGNED BY: Alex Morrales (Braves)
CONTRACT STATUS: Signed through 2012

CAREER HIGHLIGHTS

☛ Acquired by the Red Sox at the 2010 trading deadline, has appeared in 113 games with Boston over the last 2 seasons, including a career-high 103 contests in 2011...Has also seen Major League action with the Braves (2007) and Rangers (2007-10).

☛ Has a .265 AVG (200-for-755) with 26 homers and 107 RBI off right-handed pitching compared to .207 (86-for-416) with 13 long balls and 44 RBI off lefties.

☛ Received the 2011 Good Guy Award from the Boston Chapter of the BBWAA.

☛ 14-letter last name is the longest in Major League history, according to the Elias Sports Bureau.

2011: Set single-season career highs in virtually every category in 1st full season with the Red Sox, including games (103), at-bats (358), runs (52), hits (84), doubles (23), triples (3), homers (16), extra-base hits (42) and RBI (56)...Also posted his highest SLG percentage (.450).

☛ Marked his 1st season spending the entire campaign in the Majors without a stint on the DL.

☛ Placed 3rd in the AL in SLG (.452) and triples (3) as catcher and 4th in extra-base hits (42) at the position.

☛ Went 3-for-9 (.333) with a double and 8 RBI with the bases loaded.

☛ Appeared in 101 games at catcher, including 96 starts...Caught a career-high 28 runners attempting to steal, the most by a Red Sox catcher since Jason Varitek's 29 in 2002 and 3rd most for an AL backstop in 2011...Led the Majors with a career-high 26 passed balls, the most for any Major League catcher since Mike Macfarlane had 26 with the Red Sox in 1995...21 of those 26 passed balls came with Tim Wakefield pitching.

☛ Threw out 2 attempted base stealers on 3 occasions, tying a single-game career high...Did it on 7/25 vs. KC, 8/5 vs. NYY and 9/20 vs. BAL, bringing career total to 6 times...Nabbed 15 of last 43 (34.9%) attempted base stealers beginning 7/25 through the rest of the season.

☛ Hit 3 triples in 2011 after having just 1 previously in his career, on 9/24/07 vs. LAA while with Texas.

☛ Collected season-high 4 RBI twice, 7/24 vs. SEA and 9/13 vs. TOR...Were his 1st tilts with at least 4 RBI since he drove in 4 on 5/5/09 at SEA with the Rangers.

☛ Made 3rd career Opening Day start, 1st with the Red Sox, on 4/1 at TEX.

☛ Recorded his 100th career RBI on 4/17 vs. TOR with the 3rd of 3 runs driven in on the day.

☛ Collected an RBI in 4 straight games from 5/15-22, the longest such streak of his career.

☛ Hit 1st homer of the season on 5/15 at NYY, a solo shot in the 8th to give the Red Sox a 7-5 lead in an eventual 7-5 win...Was his 1st homer since 8/2/09 vs. SEA while with Texas, snapping a 40-game and 121-AB homerless drought...The 40 contests marked the longest homerless stretch of his career.

☛ Hit at a .327 clip (17-for-52) in 15 June games...Notched career-high, 12-game on-base stretch from 6/16-7/7...Batted .293 (12-for-41) with 7 walks in that time.

☛ Homer in the 7th on 7/7 vs. BAL was the last of back-to-back-to-back shots (following David Ortiz and Josh Reddick).

☛ Did not play 7/8 vs. BAL but was ejected in the 8th inning by home-plate umpire Mike Estabrook after a bench-clearing incident, his 1st career ejection.

☛ Tallied a 9-game hit streak from 7/18-8/1 over which he hit .378 (14-for-37) with 3 doubles, 4 homers, 12 RBI, 9 runs and a walk...Tied for the longest stretch of his career (also 5/22-6/2/09).

☛ Scored the winning run from 2nd base in the 9th on 8/2 vs. CLE on Jacoby Ellsbury's walk-off single...Had pinch-run for Jason Varitek, his 2nd-career pinch-running assignment, also 6/20/08 at WSH with TEX.

☛ Swiped 2nd base in the 4th inning on 9/3 vs. TEX, his 1st-career stolen base.

☛ Allowed career-high 4 passed balls 9/18 vs. TB, most in a game for a Sox catcher since Josh Bard had 4 on 4/26/06.

After the season, received the Good Guy award from the Boston Baseball writers...The award is given to an individual — player, coach or executive — who consistently and professionally handles the media obligations of being a Boston Red Sox, and serves as an example for teammates and others to follow.

2010: Split the year between the Rangers and Red Sox organizations, appearing in a career-low 12 Major League games overall.

Reached base in 10 of 30 Major League plate appearances (4 H, 6 BB), including 9 of 25 as a Red Sox (3 H, 6 BB).

Appeared in 2 games (1 GS) for Texas to start the season, including his 2nd career Opening Day start...Had the game-winning hit in the season opener (4/5 vs. TOR), a bases-loaded, walk-off single in the 9th in a 5-4 win...Marked the Rangers 4th walk-off victory ever on Opening Day.

Placed on 15-day DL with upper back stiffness on 4/8...Activated on 4/27 and optioned to Triple-A Oklahoma City where he stayed until the trade to Boston...Played 63 games overall with the RedHawks, including rehab.

Acquired by the Sox from Texas at the 7/31 trade deadline in exchange for 1B Christopher McGuiness, RHP Roman Mendez, a player to be named later (C Michael Thomas) and cash considerations...Was immediately optioned to Triple-A Pawtucket.

Recalled to Boston on 8/11 and made his Red Sox debut that night as a defensive replacement behind the plate...Appeared in 10 games with Boston overall, including 6 behind the plate (5 GS).

Made 1st start as a member of the Red Sox on 8/12 at TOR and went 2-for-4 with 2 doubles...Became 1st player with at least 2 extra-base hits in his 1st start at catcher for the Sox since Matt Batts in the opener of a doubleheader on 9/11/47 (2B, HR)...Threw out 1 of 2 attempted base stealers in the game.

Landed on the disabled list on 8/19 (retro to 8/16) with a right lower leg infection...Went 5-for-15 (.333) with 2 doubles, 1 homer and 4 RBI in 4 rehab games with Triple-A Pawtucket.

Played in 7 games, including 3 starts, after being activated from the DL on 9/1, before undergoing season-ending surgery to repair a torn ligament in his left thumb on 9/28...The surgery was performed by Dr. Thomas Graham at the Cleveland Clinic.

Pinch-hit for Lars Anderson at OAK on 9/10 and moved to 1st base, his 1st appearance at the position since 9/30/07 with Texas.

2009: Served as the Rangers starting catcher for the 1st 4 months of the season before having year ended by complications with Thoracic Outlet Syndrome that resulted in surgery.

On an Opening Day roster for 1st time in his career...Started 82 of the Rangers 1st 114 games behind the plate through 8/14, the 5th most starts of any AL catcher through that date.

Threw out 21.8 percent (17 of 78) of attempted base stealers, 7th best among AL catchers...Caught 5 of season's 1st 9 attempted base stealers through 5/12, including each of the 1st 4...Allowed 5 stolen bases on 5/26 against the Yankees to match a career high (3rd time).

Had just 2 passed balls, tied for the 3rd fewest by any Major League catcher with at least 82 starts.

Struck out 97 times, 2nd most by any ML batter with fewer than 300 AB (Cleveland's Kelly Shoppach, 98).

Connected for 6 of 9 home runs against Houston and Seattle with 3 vs. each club.

Hit just .176 (6-for-34) in 1st 10 games before batting .323 (21-for-65) over next 18 contests, raising AVG to .273 through 5/16...Had season-high 3 hits, 4/24 at BAL.

Knocked 2nd career grand slam in 10th inning on 5/5 at Safeco Field off Seattle's Denny Stark in Texas' 7-2 win...Was just the 5th extra-inning grand slam in Rangers history, 2nd on the road.

Tallied career-high, 9-game hit streak from 5/22-6/2 (.265, 9-for-34, 2 2B, 2 HR, 7 RBI, 5 R).

Went a season-high 19 games without a homer, 6/19-7/19, then had 3 in next 8 contests from 7/20-8/2.

Executed 1st 2 sacrifice bunts of career on 7/19 vs. MIN, becoming 1st Ranger with sac bunts from both sides of the plate in the same game since Manny Lee on 8/27/93 vs. BAL.

Began experiencing right shoulder problems in early August, starting just 4 games after 8/4 and exiting early in 2 of those...Placed on the disabled list on 8/15 with right shoulder soreness which was diagnosed as Thoracic Outlet Syndrome...Sent to Double-A Frisco on rehab assignment and was behind the plate for 2 games 8/29-30, exiting the latter contest with pain and numbness in his right arm...Activated from the DL on 9/2 and cleared to bat only.

Only appearance after coming off the DL was a start as DH on 9/5 before being shut down for season...Had surgery performed by Dr. Greg Pearl to remove a rib in his right side on 9/21.

Was 1-for-6 in 2 games for the Toros del Este in the Dominican Winter League, 12/1-2, before returning home due to recurring right shoulder stiffness...Resumed full workouts in January.

2008: Spent almost entire season with Rangers...Set career high with 31 walks and .352 OBP.

Opened the year at Triple-Oklahoma, appearing in 15 games before recall by Rangers on 4/25...Started 52 games at catcher and 3 as DH over the rest of the season with Texas.

Threw out 7 of 47 potential base stealers (14.9 percent).

- ⚡ Averaged 4.35 pitches per plate appearance, 3rd most in AL and tops among Texas batters (min. 200 PA).
- ⚡ Hit .311 (38-for-122) against right-handers but just .158 (12-for-76) vs. lefties...Batted .333 (16-for-48) with RISP.
- ⚡ Connected for 1st career grand slam on 5/23 at CLE off Jorge Julio.
- ⚡ Hit .357 (20-for-56) over final 20 games to raise average from .211 to .253.
- ⚡ Missed rest of the season after sustaining a strained right forearm muscle making a throw on 9/1 vs. SEA... Also bothered by ligament inflammation in right elbow.
- ⚡ Hit .364 (24-for-66) with 9 home runs and 21 RBI in 20 games for Leones del Escogido in the Dominican Winter League...Tied for 3rd in the league in home runs and had a pair of 2-homer tilts.

2007: Made Major League debut with Atlanta and also saw Big League action with Texas after a 7/31 trade.

- ⚡ Combined to hit .266 (82-for-308) with 11 home runs and 33 RBI in 93 Big League games overall with the Braves and Rangers...Made 79 total starts in the Majors, 42 at catcher, 35 at 1st base and 2 at DH.
- ⚡ Opened the year with Double-A Mississippi and was selected to Atlanta's Major League roster on 5/2...Made ML debut that night vs. PHI, going 0-for-2 with a walk in a start behind the plate.
- ⚡ In 2nd game on 5/6 vs. LAD, singled off Randy Wolf for 1st hit and finished 2-for-4 with his 1st RBI...Belted 1st ML home run on 5/27 vs. PHI off Cole Hamels.
- ⚡ Acquired by Texas on 7/31 along with SS Elvis Andrus, RHP Neftali Feliz, and LHPs Matt Harrison and Beau Jones in exchange for INF Mark Teixeira and LHP Ron Mahay...Made Rangers debut the next night in Cleveland with a start at 1st base (1-for-5, 2 RBI).
- ⚡ Set career marks with 4 hits, 2 home runs (tied), 7 RBI and 5 runs in Texas' record 30-3 win on 8/22 at BAL (GM 1)...Tied club mark for runs scored and set team rookie mark for RBI.

2006: Spent entire season at Double-A Mississippi before leaving in August to play for U.S. National Team in the Olympic Qualifying Tournament in Cuba.

- ⚡ Named top prospect in the Braves organization by *Baseball America* both before and after the season.
- ⚡ In Olympic Qualifying Tournament, hit .226 (7-for-31) with a home run and 4 RBI as U.S. won a gold medal.
- ⚡ Hit .565 (13-for-23) with 3 homers and 12 RBI in just 6 games with Peoria in the Arizona Fall League...Chosen to play in the AFL's Rising Stars showcase.

2005: Earned High-A Myrtle Beach's Player of the Year Award after finishing among all Braves minor league leaders in AVG (3rd, .314), hits (2nd, 144), doubles (1st, 35), RBI (3rd, 81) and OPS (3rd, .913).

- ⚡ Named to Carolina League's regular and post-season All-Star Teams...Selected by *Baseball America* to the post-season Carolina League and High-A All-Star squads, and named to *BA's* first-team all minors post-season all-star team.
- ⚡ Tabbed Carolina League Player of the Week for the period ending on 7/31, hitting .429 (12-for-28) with 4 doubles, a triple and 2 homers in that time.
- ⚡ Named to the Arizona Fall League's All-Prospect Team after hitting .288 (21-for-73) with a homer, 16 runs and 8 RBI in 21 games with the Phoenix Desert Dogs...Homered in the title game as the Desert Dogs won the AFL title.
- ⚡ Was on the USA Baseball team that took part in November's CONCEBE Regional Olympic Qualifying Tournament, hitting .875 (7-for-8) with 2 home runs, 5 RBI and 4 runs in just 3 games.

2004: Played entire season at Single-A Rome.

- ⚡ Led the team with 16 RBI in May and hit a team-best .347 in July (25-for-72).
- ⚡ Selected by *Baseball America* as the 7th-best prospect in the South Atlantic League.

2003: Began his professional career with the Rookie-level Gulf Coast Braves.

- ⚡ Ranked 2nd on the team with both 11 doubles and 28 walks.

PERSONAL

- ⚡ Married to Ashley...The couple has 3 daughters, Sidney (12/27/06), Hunter Riley (12/20/07) and Sloane (4/12/11).
- ⚡ Older brother, Justin, was an infielder who played in the Braves system in 2003.
- ⚡ Attended Royal Palm Beach (FL) High School.
- ⚡ Hobbies include hunting and fishing.

IN THE COMMUNITY

In his 2 seasons with Boston, Jarrod has made several community appearances...This past offseason, he went on the 2011 Holiday Caravan visiting the Jimmy Fund, Beth Israel Deaconess Medical Center, Shriner's Hospital, Children's Hospital Boston, Franciscan Hospital for Children, Massachusetts General Hospital, New England Center for Homeless Veterans and the Boston Medical Center, and attended Christmas at Fenway in December...Interacted with Jimmy Fund patients and signed for fans at the 2012 Jimmy Fund New Stars for Young Stars event in January...During the 2011 season, attended events that benefitted the Red Sox foundation, including the Welcome Home Party and Picnic in the Park...Spent time with Jimmy Fund patients during their trip to Pittsburgh and met fans as part of the Red Sox Destinations program in Fort Myers, Toronto, Seattle and Boston...Shot a PSA for the Sports Museum's anti-bullying campaign...Took photos with fans during on-field photo day and at a player/fan photo session...Played in the Southwest FL Children's Hospital Celebrity Golf Classic and went to the Lee County Boys & Girls Club Dinner while at Spring Training...Participated in the Hot Stove Cool Music Roundtable at Fenway Park in January 2011, with proceeds from the event benefitting Theo and Paul Epstein's Foundation to Be Named Later.

JARROD SALTALAMACCHIA'S CAREER RECORD

YEAR	CLUB	AVG.	G	AB	R	H	2B	3B	HR	RBI	SH	SF	HB	BB	SO	SB	CS	E
2003	GCL Braves	.239	46	134	23	32	11	2	2	14	0	0	3	28	33	0	0	8
2004	Rome	.272	91	323	42	88	19	2	10	51	1	3	5	34	83	1	0	8
2005	Myrtle Beach	.314	129	459	70	144	35	1	19	81	1	5	7	57	99	4	2	10
2006	Mississippi	.230	92	313	30	72	18	1	9	39	0	3	6	55	71	0	1	8
2007	Mississippi	.309	22	81	18	25	7	0	6	13	0	0	0	13	17	2	0	5
	ATLANTA	.284	47	141	11	40	6	0	4	12	0	1	1	10	28	0	0	3
	TEXAS	.251	46	167	28	42	7	1	7	21	0	0	0	9	47	0	0	11
2008	Oklahoma	.291	15	55	10	16	3	1	2	13	0	0	2	7	15	0	0	0
	TEXAS	.253	61	198	27	50	13	0	3	26	0	1	0	31	74	0	2	9
2009	Frisco	.000	2	4	1	0	0	0	0	0	0	0	1	1	1	0	0	0
	TEXAS	.233	84	283	34	66	12	0	9	34	3	1	1	22	97	0	2	7
2010	Ok. City	.244	63	238	37	58	11	2	11	33	0	2	5	25	60	1	0	5
	Pawtucket	.278	9	36	5	10	5	0	1	6	0	0	0	4	9	0	0	0
	TEXAS	.200	2	5	0	1	0	0	0	1	0	0	0	0	1	0	0	0
	BOSTON	.158	10	19	2	3	3	0	0	1	0	0	0	6	4	0	0	1
2011	BOSTON	.235	103	358	52	84	23	3	16	56	0	1	3	24	119	1	0	6
	Major League Totals	.244	353	1171	154	286	64	4	39	151	3	4	5	102	370	1	4	37
	Minor League Totals	.271	469	1643	236	445	109	9	60	250	2	13	29	224	388	8	3	45
	Red Sox Totals	.231	113	377	54	87	26	3	16	57	0	1	3	30	123	1	0	37

2003 Signed by the Atlanta Braves as a supplemental-round selection (36th overall) in the First-Year Player Draft

2007 Acquired by the Texas Rangers along with SS Elvis Andrus, RHP Neftali Feliz, and LHPs Matt Harrison and Beau Jones in exchange for INF Mark Teixeira and LHP Ron Mahay on July 31

2010 Acquired by the Boston Red Sox in exchange for 1B Christopher McGuiness, RHP Roman Mendez, a player to be named later (C Michael Thomas) and cash considerations on July 31

ADDITIONAL BATTING STATISTICS

YEAR	CLUB	OBP	SLG	OPS	TB	GDP
2007	ATLANTA	.333	.411	.745	58	4
	TEXAS	.290	.431	.721	72	4
2008	TEXAS	.352	.364	.716	72	1
2009	TEXAS	.290	.371	.661	105	3
2010	TEXAS	.200	.200	.400	1	0
	BOSTON	.360	.316	.676	6	0
2011	BOSTON	.288	.450	.737	161	7
	Major League Totals	.307	.406	.712	475	19

CAREER FIELDING RECORD

YEAR	CLUB	POS	PCT.	G	GS	PO	A	E	TC	DP
2007	ATLANTA	C	.993	25	20	138	12	1	151	3
		1B	.981	14	11	96	9	2	107	7
	TEXAS	C	.985	22	22	127	5	2	134	1
		1B	.960	24	24	204	12	9	225	21
2008	TEXAS	C	.976	54	52	345	17	9	371	6
2009	TEXAS	C	.987	83	82	502	28	7	537	4
2010	TEXAS	C	1.000	1	1	8	0	0	8	0
	BOSTON	C	.976	6	5	38	2	1	41	0
		1B	-	1	0	0	0	0	0	0
2011	BOSTON	C	.992	101	96	678	56	6	740	3
	Career Totals	C	.987	292	278	1836	120	26	1982	17
		1B	.967	39	35	300	21	11	332	28


CAREER SINGLE-GAME HIGHS

HITS	4, 8/22/07 for TEX at BAL (G1)
DOUBLES	2, 6 times, last 8/23/11 at TEX
HOME RUNS	2, 2 times, last 8/22/07 for TEX at BAL (G1)
RBI	7, 8/22/07 for TEX at BAL (G1)
RUNS SCORED	5, 8/22/07 for TEX at BAL (G1)
WALKS	3, 5/14/08 for TEX vs. SEA
STRIKEOUTS	3, 18 times, last 9/20/11 vs. BAL
STOLEN BASES	1, 9/3/11 vs. TEX
HITTING STREAK	9, 2 times, last 7/18/11-8/1/11
EJECTIONS (1)	7/8/11 vs. BAL (HP, M. Estabrook)

HOME RUN NOTES

MULTI-HOME RUN GAMES (2)
2-HOME RUN GAMES (2)
Last: 8/22/07 at BAL (G1)
LEADOFF HOME RUNS (0)
GRAND SLAMS (2)
Last: 5/5/09 at SEA off Denny Stark
PINCH-HIT HOME RUNS (0)
EXTRA-INNING HOME RUNS (1)
5/5/09 at SEA off Denny Stark (grand slam)
GAME-ENDING HOME RUNS (0)
INSIDE-THE-PARK HOME RUNS (0)





FULL NAME: Kelly Brian Shoppach

BATS: Right **THROWS:** Right **HEIGHT:** 6-0 **WEIGHT:** 220

OPENING DAY AGE: 31 (Turns 32 on April 29)

BORN: April 29, 1980 in Fort Worth, TX

RESIDES: Fort Worth, TX

MAJOR LEAGUE SERVICE: 6 years, 21 days

ACQUIRED: Signed as a free agent on December 13, 2011

SIGNED BY: Jim Robinson (Red Sox)

CONTRACT STATUS: Signed through 2012

CAREER HIGHLIGHTS

🔴 A second-round pick of the Red Sox in the 2001 Draft, returns to the organization for the 1st time since 2005 after signing a 1-year contract on 12/13/11.

🔴 Played 4 seasons in Boston's system from 2002-05 and made Major League debut with the Red Sox in 2005... Traded to Cleveland on 1/27/06.

🔴 Veteran of 7 Major League seasons, also seeing action with Cleveland (2006-09) and Tampa Bay (2010-11).

🔴 Career rate of 21.60 at-bats per home run ranks 2nd among Major League catchers with at least 1,450 plate appearances since 2005 after Mike Napoli (15.24).

🔴 Hitting at a .274 clip (114-for-416) vs. left-handed pitching...Has knocked 28 home runs off southpaws.

🔴 Has thrown out 67 of 252 attempted base stealers (26.6 percent).

🔴 Hit 32 homers as a catcher over the 2008-09 seasons, tying Minnesota's Joe Mauer for 2nd in the AL at the position in that time behind Los Angeles' Mike Napoli (40).

🔴 Caught Matt Garza's no-hitter with Tampa Bay in 2010.

🔴 In 9 career postseason games, has batted .280 (7-for-25) with 2 doubles, 2 home runs and 6 RBI...Started 8 of the 9 contests behind the plate.

🔴 With 2 homers and 5 RBI in Game 1 of the 2011 ALDS against the Rangers, became only the 2nd Major League catcher to reach those marks in a postseason game, along with the Reds Johnny Bench (GM 4, 1976 World Series vs. NYY).

2011: In 86 games behind the plate with the Rays, threw out 36.6 percent of attempted base stealers (15 of 41), the 2nd-best rate among qualifying Major League catchers.

🔴 Marked the 2nd-best, single-season caught stealing rate in Rays history behind only Toby Hall in 2003 (58.7%).

🔴 Picked Chicago's (AL) Paul Konerko off of 1st base on 4/29 as part of a strikeout/throw-out double play, his 1st career pickoff at 1st base...Only other career pickoff came on 7/24/06 vs. DET with the Indians (Brandon Inge off 2nd base).

🔴 Hit 4 homers in 11 September contests...Started 6 of the club's last 9 games and went 5-for-20 with 3 HR.

🔴 Homered in consecutive games 9/25-26, marking the 1st time with the Rays and the 4th time in his career (last on 8/26-27/08 at DET with Cleveland) that he had homered in consecutive games.

POSTSEASON: Hit a team-high .400 (4-for-10) over Tampa Bay's 4 Division Series games, the 4th-best mark among ALDS batters...Collected 6 RBI, tied for 2nd most in Division Series play...In Game 1 at TEX (9/30) hit 2 homers and knocked in 5 runs, joining Cincinnati's Johnny Bench (GM 4, 1976 World Series vs. NYY) as the only catchers in ML history with at least 2 HR and 5 RBI in a postseason game...Blasted a 3-run shot in the 3rd inning off C.J. Wilson and a 2-run homer in the 5th off Wilson...Tied the Rays single-game postseason records for home runs and RBI.

2010: In 1st season with the Rays, appeared in 63 games and made 48 starts (46 at catcher, 2 at DH) despite missing nearly 2 months due to a right knee injury...Caught Matt Garza's no-hitter in July.

🔴 His .994 fielding pct. was a career best (matched in 2011)...Caught 6 of 35 attempted base stealers (17.1%).

🔴 8 of his 17 RBI either tied the game or put the Rays ahead.

🔴 Hit .261 (23-for-88) with 4 home runs against left-handed pitchers and .114 (8-for-70) with 1 homer vs. right-handers...30 of his 48 starts came against left-handed pitchers.

🔴 On 4/10 vs. NYY, spoiled former teammate CC Sabathia's bid for a no-hitter with a 2-out single in the 8th inning.

☛ Placed on the 15-day disabled list on 4/13 (retroactive to 4/11) with a right knee sprain...On 4/19, underwent successful arthroscopic meniscus surgery by Dr. Koco Eaton in St. Petersburg...After a 4-game rehab stint with Durham, was reinstated from the DL on 6/4...Missed 49 games overall.

☛ Hit his 1st home run as a Ray on 6/24 vs. SD, giving the Rays a 4-3 lead in the 6th...4 of his 5 HR came at Tropicana Field...4 of his 5 HR were hit after 8/13.

☛ On 7/26 vs. DET caught Matt Garza's no-hitter, the 1st in club history...Marked his 1st career no-hitter as a catcher.

☛ Blasted 2 homers and collected 5 RBI on 8/14 vs. BAL, both tying career highs...Had a 4th-inning grand slam off Brian Matusz and an 8th-inning solo shot off Alfredo Simon in the Rays 7-3 win...It was the 2nd grand slam of his career (also 7/9/09 at CWS) and his 5th career multi-homer game (last 8/7/09)...Became the 2nd Rays catcher to hit 2 home runs in a game, joining John Flaherty who did it twice in 1999.

POSTSEASON: Started 3 games in the ALDS vs. Texas, against lefties Cliff Lee (Game 1, Game 5) and C.J. Wilson (Game 2).

2009: In 4th and final season with Cleveland, led the Indians with 81 games at catcher (74 starts) as Victor Martinez was traded to Boston in July.

☛ Hit .304 (17-for-56) vs. left-handed pitching with 5 HR, 18 RBI, a .420 OBP, .625 SLG pct. and a 1.045 OPS.

☛ Was hit by a pitch 18 times, most in the American League.

☛ Threw out 13 of 62 runners attempting to steal (21%)...Indians pitchers compiled a 4.66 ERA with him behind the plate, compared to a 5.43 mark with other catchers.

☛ Knocked his 1st career grand slam on 7/9 at CWS off Clayton Richard and set a career-high with 5 RBI (tied in 2010).

☛ Hit 2 homers on 8/7 at CWS, his 4th career multi-homer game.

☛ Acquired by Tampa Bay from Cleveland on 12/1...Signed a 2-year contract with a club option for 2012 on 12/26.

2008: Led all American League catchers with 21 home runs, appearing in a career-high 112 games with the Indians.

☛ His 21 homers were 3rd among all Major League catchers...Blasted 14 long balls after the All-Star break, tied for 6th in the entire AL in the 2nd half.

☛ Made 94 starts (100 games) at catcher with Victor Martinez sidelined by injury for a good part of the season...Hit .272 (74-for-272) with 18 HR, 58 RBI, 23 doubles and a .555 SLG pct. in 81 games from 6/12 through season's end after Martinez's injury on 6/11.

☛ On 7/30 vs. DET, tied a Major League single-game record with 5 extra-base hits...Went 5-for-6 with 3 doubles, 2 homers and 3 RBI...Was only the 2nd AL player to do it, joining Cleveland's Lou Boudreau (1946)...It was his 1st career multi-homer tilt and his 1st of 3 multi-HR games in 2008 (also 8/20 vs. KC and 9/10 at BAL).

☛ Underwent successful arthroscopic surgery on his right knee on 9/29 to remove cartilage...Surgery was performed by Dr. Mark Schickendantz.

2007: Spent 1st full season in the Big Leagues and started 44 games for the Indians.

☛ 31 of his starts came with Paul Byrd pitching.

☛ Threw out 13 of 36 (36.1%) attempted base stealers.

☛ On 7/26 vs. OAK, hit a walk-off, pinch-hit, 3-run HR off Alan Embree to give the Tribe an 8-5 win...It was Cleveland's 1st pinch-hit walk-off homer since 1996 (Eddie Murray).

POSTSEASON: Started 2 games, both as Paul Byrd's battery mate: ALDS Game 4 vs. NYY and ALCS Game 4 vs. BOS...Indians won both games...Went a combined 3-for-6 (.500) at the plate with 2 doubles, both coming in ALDS Game 4.

2006: Joined the Indians in January via trade from Boston and spent his rookie season as their backup catcher.

☛ Overall with the Tribe, made 31 starts at catcher in 40 games, throwing out 10 of 29 potential base stealers (34.5%).

☛ Began season with Cleveland and optioned 5/19...Had a month-long stint with Triple-A Buffalo from 5/20-6/22...Recalled on 6/23 and spent the remainder of the season with Cleveland, appearing in 27 games in the 2nd half.

☛ Notched his 1st Major League hit on 4/19 at BAL off Eddy Rodriguez...1st homer was a solo shot off Erik Bedard on 7/8 vs. BAL.

2005: Made Major League debut with the Red Sox and appeared in 9 games overall with during a pair of stints Boston.

☛ Made his Big League debut on 5/28 at NYY as a defensive replacement in a 17-1 win, 1 day after he was recalled...Recalled 9/6 as Triple-A Pawtucket's season ended.

☛ Spent the bulk of the season with the PawSox, where he logged a career-high 26 HR and 75 RBI and was named a postseason International League All-Star.

🔴 Led Red Sox farmhands and ranked 6th in the IL in home runs...Threw out an IL-best 34 of 78 (44%) runners attempting to steal.

🔴 Homered twice in the 2nd inning on 4/23 at Buffalo (Indians).

🔴 Entered the 2005 season ranked as the No. 8 overall prospect and top catching prospect in the Red Sox organization, according to *Baseball America*.

2004: Spent the entire season with Triple-A Pawtucket, where he was named a post-season International League All-Star.

🔴 Threw out 35 of 101 potential base stealers (35%) and was rated as the league's Best Defensive Catcher in BA's Best Tools survey of IL managers.

2003: Named Player of the Year at Double-A Portland, where he spent the entire campaign.

🔴 Slugged .488 with 44 extra-base hits in only 340 at-bats.

🔴 Made his season debut on 4/28 after recovering from offseason right shoulder surgery.

🔴 Was the North Division's starting catcher in the Eastern League All-Star Game in New Britain on 7/16.

🔴 Tabbed Best Defensive Catcher in the EL in BA's annual Best Tools survey.

2002: Made his pro debut with High-A Sarasota and was named to Baseball America's High-A All-Star Team.

🔴 Also named a FSL mid-season and post-season All-Star

2001: Boston's 1st pick in the draft (second round), reported to instructional league after signing on 8/17.

🔴 Named co-winner of the Tony Latham Memorial Award, presented to the player who shows the most enthusiasm during instructional league.

PERSONAL

🔴 Married to Jennifer...The couple has 3 daughters: Alexandra (12), Addison Brooke (5) and Aubrey Elise (3).

🔴 Played 3 seasons at Baylor University...As a junior in 2001, received the Johnny Bench Award as the nation's top collegiate catcher after hitting .397 with 12 HR and 61 RBI in his final college season...In addition to being selected Big 12 Player of the Year, was also named as a First Team All-American in 2001 by *Baseball America*, *Baseball Weekly*, LouisvilleSluggger/Collegiate Baseball and the National Collegiate Baseball Writers Association...Batted .333 with 26 homers and 121 RBI in his Baylor career.

🔴 Graduated from Brewer High School in his native Fort Worth, where he hit .526 with 11 HR, 35 RBI and 16 2B as a senior.

IN THE COMMUNITY

While with Tampa Bay the last 2 seasons, supported and contributed to the Rays Foundation.

KELLY SHOPPACH'S CAREER RECORD

YEAR	CLUB	AVG.	G	AB	R	H	2B	3B	HR	RBI	SH	SF	HB	BB	SO	SB	CS	E
2002	Sarasota	.271	116	414	54	112	35	1	10	66	0	1	6	59	112	2	1	9
2003	Portland	.282	92	340	45	96	30	2	12	60	0	5	5	35	83	0	0	11
2004	Pawtucket	.233	113	399	62	93	25	0	22	64	1	2	6	46	138	0	0	8
2005	Pawtucket	.253	102	371	60	94	16	0	26	75	0	3	12	46	116	0	0	5
	BOSTON	.000	9	15	1	0	0	0	0	0	0	0	1	0	7	0	0	0
2006	Buffalo	.282	21	78	11	22	8	0	4	9	0	0	3	6	25	0	1	4
	CLEVELAND	.245	41	110	7	27	6	0	3	16	2	0	0	8	45	0	0	2
2007	CLEVELAND	.261	59	161	26	42	13	0	7	30	3	1	1	11	56	0	0	4
2008	CLEVELAND	.261	112	352	67	92	27	0	21	55	3	1	11	36	133	0	0	7
2009	CLEVELAND	.214	89	271	33	58	14	0	12	40	2	3	18	33	98	0	0	4
2010	Durham	.308	4	13	0	4	0	0	0	2	0	0	0	0	3	0	0	0
	TAMPA BAY	.196	63	158	17	31	8	0	5	17	2	1	6	20	71	0	0	2
2011	TAMPA BAY	.176	87	221	23	39	3	0	11	22	3	1	9	19	79	0	0	3
Major League Totals		.224	460	1288	174	289	71	0	59	180	15	7	46	127	489	0	0	22
Minor League Totals		.261	448	1615	232	421	114	3	74	276	1	11	32	192	477	2	2	37
Red Sox Totals		.000	9	15	1	0	0	0	0	0	0	0	1	0	7	0	0	22

2001 Signed by the Boston Red Sox as a second-round selection in the First-Year Player Draft

2006 Acquired by the Cleveland Indians along with 3B Andy Marte, and RHPs Guillermo Mota and Randy Newsom in exchange for C Josh Bard, OF Coco Crisp and RHP David Riske on 1/27

2009 Acquired by the Tampa Bay Rays in exchange for a player to be named later (RHP Mitch Talbot) on 12/1

2011 Signed by the Boston Red Sox as free agent on 12/13

ADDITIONAL BATTING STATISTICS

YEAR	CLUB	OBP	SLG	OPS	TB	GDP
2005	BOSTON	.063	.000	.063	0	0
2006	CLEVELAND	.297	.382	.678	42	2
2007	CLEVELAND	.310	.472	.782	76	2
2008	CLEVELAND	.348	.517	.865	182	7
2009	CLEVELAND	.335	.399	.734	108	8
2010	TAMPA BAY	.308	.342	.650	54	2
2011	TAMPA BAY	.268	.339	.607	75	5

Major League Totals .315 .417 .732 537 26

DIVISION SERIES RECORD

YEAR	CLUB	AVG.	G	AB	R	H	2B	3B	HR	RBI	SH	SF	HB	BB	SO	SB	CS	E
2007	CLE vs. NYY	.667	1	3	1	2	2	0	0	0	0	0	1	0	0	0	0	0
2010	TB vs. TEX	.000	3	9	0	0	0	0	0	0	0	0	0	1	3	0	0	1
2011	TB vs. TEX	.400	4	10	3	4	0	0	2	6	0	0	0	1	4	0	0	0
Division Series Totals		.273	8	22	4	6	2	0	2	6	0	0	1	2	7	0	0	1

LEAGUE CHAMPIONSHIP SERIES RECORD

YEAR	CLUB	AVG.	G	AB	R	H	2B	3B	HR	RBI	SH	SF	HB	BB	SO	SB	CS	E
2007	CLE vs. BOS	.333	1	3	0	1	0	0	0	0	0	0	1	0	2	0	0	0

CAREER FIELDING RECORD

YEAR	CLUB	POS	PCT.	G	GS	PO	A	E	TC	DP
2005	BOSTON	C	1.000	7	2	14	0	0	14	0
2006	CLEVELAND	C	.991	40	31	208	20	2	230	5
2007	CLEVELAND	C	.987	58	44	287	28	4	319	6
2008	CLEVELAND	C	.989	110	94	586	34	7	627	2
2009	CLEVELAND	C	.992	81	74	476	31	4	511	3
2010	TAMPA BAY	C	.994	56	46	324	18	2	344	1
2011	TAMPA BAY	C	.994	86	71	485	37	3	525	7
Career Totals		C	.991	438	362	2380	168	22	2570	24

CAREER SINGLE-GAME HIGHS

HITS	5, 7/30/08 for CLE vs. DET
DOUBLES	3, 7/30/08 for CLE vs. DET
HOME RUNS	2, 5 times, last 8/14/10 for TB vs. BAL
RBI	5, 2 times, last 8/14/10 for TB vs. BAL
RUNS SCORED	4, 7/30/08 for CLE vs. DET
WALKS	2, 13 times, last 6/17/11 for TB vs. FLA
STRIKEOUTS	4, 2 times, last 5/31/09 for CLE vs. NYY
STOLEN BASES	None
HITTING STREAK	10, 6/20/08-7/1/08
EJECTIONS	None

HOME RUN NOTES

MULTI-HOME RUN GAMES (5)
2-HOME RUN GAMES (5)
Last: 8/14/10 vs. BAL
LEADOFF HOME RUNS (0)
GRAND SLAMS (2)
Last: 8/14/10 vs. BAL off Brian Matusz
PINCH-HIT HOME RUNS (1)
6/26/07 vs. OAK off Alan Embree
EXTRA-INNING HOME RUNS (0)
GAME-ENDING HOME RUNS (1)
6/26/07 vs. OAK off Alan Embree
INSIDE-THE-PARK HOME RUNS (0)

CARLOS SILVA • 23 • RHP



FULL NAME: Carlos Silva
BATS: Right **THROWS:** Right **HEIGHT:** 6-4 **WEIGHT:** 280
OPENING DAY AGE: 32 (Turns 33 on April 23)
BORN: April 23, 1979 in Bolivar, VZ
RESIDES: Medina, MN
MAJOR LEAGUE SERVICE: 9 years
ACQUIRED: Signed as a minor league free agent on Dec. 23, 2011
SIGNED BY: Jose Leiva (Phillies)
CONTRACT STATUS: Signed through 2012

NON-ROSTER INVITEE

CAREER HIGHLIGHTS

Has 9 years of Major League experience with Philadelphia (2002-03), Minnesota (2004-07), Seattle (2008-09) and Chicago (2010).

Has walked 238 batters in 1,241.2 innings pitched for an average of just 1.73 walks per 9.0 innings, the lowest mark among active hurlers with at least 750.0 innings pitched.

Compiled a ratio of 0.43 walks per 9.0 innings (9 BB/188.1 IP) with Minnesota in 2005, the lowest mark by a qualifier in modern Major League history (since 1900)...His 9 walks were the fewest ever allowed in a season by a modern Major Leaguer with at least 145.0 innings pitched.

Has recorded 4 seasons of 10 wins or more, including 1 with Chicago in 2010 (10-6) and 3 with Minnesota in 2004 (14-8), 2006 (11-15) and 2007 (13-14).

Started a season 5-0 in 3 different Major League seasons: 2002 with Philadelphia, 2004 with Minnesota and 2010 with the Cubs...Became the 7th player in Big League history to start 5-0 with at least 3 clubs, joining Johnny Allen, Mudcat Grant, Tommy John, Roger Clemens, Pedro Martinez and Aaron Sele.

Made 27 or more starts in 5 straight seasons from 2004-08.

Has 1 game of postseason experience, a start for the Twins in Game 3 of the 2004 ALDS against the Yankees.

2011: Made 7 starts in the Yankees minor league system after being released by the Cubs on 3/26.

Combined to go 2-1 with a 2.75 ERA (11 ER/36.0 IP), 28 strikeouts and 6 walks between Triple-A Scranton/Wilkes-Barre (4 starts), Double-A Trenton (1 start) and High-A Tampa (2 starts).

Went 2-0 with a 3.44 ERA (7 ER/18.1 IP) in 3 starts for Scranton/Wilkes-Barre in May.

Made 1 start after initially being placed on the DL from 6/2-18 with right shoulder tightness and was released on 7/2 following a 2nd DL stint that began on 6/23.

Signed by the Boston Red Sox as a minor league free agent on 12/23.

2010: Started 21 games in only season with the Cubs before missing most of the final 2 months of the season due to injuries.

Walked just 24 batters and posted a ratio of 1.91 walks per 9.0 innings (113.0 IP), 6th best in the NL and 10th best in the majors (min. 100.0 IP).

Went 8-0 with a 2.93 ERA (22 ER/67.2 IP) in his 1st 11 starts...Became the 1st Cubs starter to begin a campaign 8-0 since Ken Holtzman in 1967 (9-0) and the 1st starter to begin his Cubs career 8-0 since King Cole in 1910 (8-0)...Was the 1st pitcher in Cubs history to go 7-0 or better in his first 10 starts for the team.

Finished the season 2-6 with a 6.15 ERA (31 ER/45.1 IP) in his final 10 outings.

Went 2-0 with a 1.73 ERA (5 ER/26.0 IP) in 4 April starts, his best monthly ERA since a 5-game stretch in September of 2004 with Minnesota (1.72, 6 ER/31.1 IP).

Gave up 3 or fewer runs over 10 straight starts from 5/12-7/6, posting a 6-2 record in that stretch.

Struck out a career-high 11 batters on 5/29 vs. STL.

Placed on the disabled list for cardiac evaluation on 8/2 and underwent a successful heart ablation procedure on 8/9...Made 2 rehab starts with Single-A Peoria before being reinstated for a final start with the Cubs on 9/7.

Missed the duration of the season with right elbow tendonitis.

ACTIVE LEADERS, FEWEST WALKS PER 9.0 INNINGS (min 750.0 IP)

BB/9	PITCHER	BB	IP
1.73	Carlos Silva	238	1,241.2
1.85	Roy Halladay	520	2,531.0
1.89	Dan Haren	357	1,700.0
2.04	Mariano Rivera	275	1,211.1
2.05	Mark Buehrle	564	2,476.2

2009: Made 6 starts through early May with the Mariners before landing on the disabled list for the majority of the season.

- 🔴 Tossed 5.0 innings in a victory on 4/25 at LAA, snapping a personal 8-game losing streak.
- 🔴 Placed on the disabled list due to right shoulder impingement on 5/9 (retroactive to 5/7) and was transferred to the 60-Day DL on 6/18.
- 🔴 Made 3 rehab appearances (2 starts) in September between Short-A Everett and Triple-A Tacoma, allowing 3 runs (2 ER) in 4.0 innings (4.50).
- 🔴 Activated on 9/15 and made 2 relief appearances to end the year...His outing 9/19 vs. NYY was his 1st out of the bullpen since 5/29/06 at LAA, ending a string of 90 consecutive starts.
- 🔴 Prior to the season, went 1-1 with a 5.11 ERA (7 ER/12.1 IP) in 3 starts for Venezuela in the World Baseball Classic, including just 1 run allowed over his 1st 2 starts (11.0 IP).
- 🔴 Following the season, appeared in 4 games (1 start) for Caribes of the Venezuelan Winter League.
- 🔴 Traded to the Cubs with cash in exchange for OF Milton Bradley on 12/18.

2008: Despite missing most of the final 2 months with injuries, finished 2nd on the Mariners with 28 starts in his 1st season with Seattle.

- 🔴 Went 3-0 with a 2.79 ERA (13 ER/42.0 IP) in 1st 6 starts in April but was 1-15 with a 7.84 ERA (97 ER/111.1 IP) in his final 22 starts.
- 🔴 Earned the win on 6/28 at San Diego to snap a career-high, 9-game losing streak.
- 🔴 Tossed his 6th career complete game on 7/8 at Oakland, allowing 2 runs in 8.0 innings, but was tagged with the 2-0 loss.
- 🔴 Was on the disabled list from 8/16-31 with right elbow tendinitis.
- 🔴 Left his 9/1 start after 4.2 innings with lower back tightness and did not pitch until 9/15.

2007: Matched a career high with 33 starts (also 2004) in his final season with the Twins... Was 1 of 19 AL pitchers to reach 200.0 innings (202.0 IP).

- 🔴 Recorded a career-high 89 strikeouts.
- 🔴 His 20 quality starts ranked tied for 11th in the AL.
- 🔴 Went 7-4 with a 3.72 ERA (38 ER/92.0 IP) in 15 starts following the All-Star Break.
- 🔴 His 4.28 run support average was 4th lowest among AL hurlers with at least 162.0 innings.
- 🔴 Collected 4th career shutout on 6/2 at OAK...Tossed 5th career complete game, his 2nd career shutout, on 6/13 vs. ATL, the day after the birth of his 1st child, Justin.
- 🔴 Signed a 4-year contract with the Mariners on 12/20.

2006: Won 11 games, posting double-digit victories for the 2nd time in his career.

- 🔴 Had a ratio of just 1.60 walks per 9.0 innings (32 BB/ 180.1 IP), tied for 3rd lowest among AL qualifiers.
- 🔴 Moved to the bullpen for 5 games from 5/18-29 and held opponents scoreless in 4 appearances (1.29, 1 ER/7.0 IP).
- 🔴 Had a season-high, 4-game win streak in 5 starts from 7/16-8/5.
- 🔴 Went 2-0 and posted a 0.90 ERA (2 ER/20.0 IP) in 3 starts from 9/6-16.
- 🔴 Prior to the season, threw 5.2 scoreless innings for Venezuela in the World Baseball Classic.

2005: Compiled a 3.44 ERA (72 ER/188.1 IP) in his 2nd season with the Twins, his best career ERA as a starter and tied for the 5th best mark among AL qualifiers in 2005.

- 🔴 Allowed just 9 walks in 188.1 innings for a ratio of 0.43 walks per 9.0 innings, the lowest mark by a qualifier in modern Major League history (since 1900)...Was the fewest walks allowed by a modern Major Leaguer with at least 145.0 innings pitched.
- 🔴 Posted a 3.43 road ERA (32 ER/84.0 IP), the 9th-best mark in the AL...Placed 5th among AL qualifiers in daytime ERA (1.71, 11 ER/58.0 IP).
- 🔴 Following the season, was rated as the 2nd-best control pitcher in the AL by Baseball America.
- 🔴 Won the Charles O. Johnson Award as the Most Improved Twin.
- 🔴 Was on the disabled list from 4/7-21 with a torn meniscus in his right knee...Made a rehab start with Single-A Beloit on 4/27 vs. Lansing.
- 🔴 Earned complete-games victories on 5/20 vs. MIL and 6/23 vs. DET.
- 🔴 Made final appearance of the season on 9/11, allowing 4 runs in 1.0 inning...Had surgery to repair a torn meniscus in right knee on 9/22.

2004: Established career-best marks with 14 wins and 203.0 innings in his 1st season with Minnesota.

- 🔴 Pitched at least 6.0 innings in 24 of his 33 starts...Recorded 17 quality starts.
- 🔴 Had a season-high, 5-game win streak from 4/14-5/5.
- 🔴 Recorded 8 strikeouts on 6/12 vs. PHI, his former team...Stood as his career high until fanning 11 on 5/29/10 vs. STL while with the Cubs.
- 🔴 Notched his 1st career complete game and shutout on 8/3 vs. LAA.

POSTSEASON: Saw the postseason action of his career with a start in Game 3 of the ALDS vs. NYY on 10/8... Was tagged with the loss after allowing 6 runs in 5.0 innings of work.

2003: Made 61 relief appearances and 1 start for Philadelphia.

- 🔴 Did not allow more than 1 run in 18 relief appearances from 4/2-5/6, going 3-0 with 1 save and a 1.93 ERA (5 ER/23.1 IP).
- 🔴 Was ejected from his outing on 6/13 at CIN and served a 5-game suspension from 7/17-21.
- 🔴 Was acquired by Minnesota with INF Nick Punto and a player to be named later (RHP Bobby Korecky) in exchange for LHP Eric Milton on 12/3.

2002: Pitched in relief for Philadelphia in his rookie campaign.

- 🔴 Led NL rookie pitchers (min. 75.0 IP) with a 3.21 ERA (30 ER/84.0 IP)...Allowed just 4 homers in 84.0 innings.
- 🔴 Pitched the 6th inning on Opening Day, 4/1 at ATL, for his Major League debut.
- 🔴 Recorded his 1st Big League win on 5/7 vs. Houston.
- 🔴 Went on the disabled list with medial sprain in right knee from 5/27...Returned on 6/14.
- 🔴 Recorded his 1st Major League save on 7/13 at NYM with a scoreless 12th inning.

2001: Spent the season at Double-A Reading, tying for the Eastern League lead with 15 wins.

- 🔴 Also ranked among league leaders in innings (2nd, 180.0), complete games (T-2nd, 4), starts (T-3rd, 28) and unintentional walks per 9.0 innings (4th, 1.34).
- 🔴 Named Phillies Minor League Pitcher of the Week for 5/14-20 and was Philadelphia's Minor League Pitcher of the Month for May.
- 🔴 Was the starting and winning pitcher in the Double-A All-Star Game on 7/11 at Round Rock.

2000: Pitched at High-A Clearwater and tied for the team lead with 24 starts, including 17 quality starts.

- 🔴 Led the Florida State League in innings (176.1), complete games (4) and walks per 9.0 innings (1.31).
- 🔴 Played for the World Team in the All-Star Futures Game on 7/10 in Atlanta

1999: Made 26 starts at Single-A Piedmont and pitched in the South Atlantic League All-Star Game.

- 🔴 Ranked among club leaders in wins (T-2nd, 11), starts (T-2nd) and innings (2nd, 164.1).
- 🔴 Twice named the Phillies Minor League Pitcher of the Week: 5/10-16 and 6/28-7/4.

1998: Combined to go 3-7 with a 5.73 ERA (55 ER/86.1 IP) in 16 games (14 starts) between Rookie-level Martinsville and Short-A Batavia.

- 🔴 Promoted from Martinsville to Batavia on 7/23.

1997: Spent 2nd consecutive season at Rookie-level Martinsville.

- 🔴 Ranked 3rd among club hurlers with 11 starts and 57.2 innings.

1996: Made professional debut with Rookie-level Martinsville in the Appalachian League.

- 🔴 Averaged 8.00 strikeouts per 9.0 innings (16 K's/18.0 IP) over 7 games (1 start).

PERSONAL

- 🔴 Married to Maria...They have a son, Justin, and a daughter, Gabriella.
- 🔴 Graduated from U.E. General Ezequiel Zamora Bolivar High School in Venezuela in 1996.

CARLOS SILVA'S CAREER RECORD

YEAR	CLUB	W-L	ERA	G	GS	CG	SHO	SV	IP	H	R	ER	HR	HB	BB	SO	WP	BK
1996	Martinsville	0-0	4.00	7	1	0	0	0	18.0	20	11	8	1	1	5	16	0	0
1997	Martinsville	2-2	5.15	11	11	0	0	0	57.2	66	46	33	9	1	14	31	6	3
1998	Martinsville	1-4	5.05	7	7	1	0	0	41.0	48	24	23	2	2	4	21	3	2
	Batavia	2-3	6.35	9	7	0	0	0	45.1	61	37	32	4	2	9	27	2	0
1999	Piedmont	11-8	3.12	26	26	3	1	0	164.1	176	79	57	6	9	41	99	8	2
2000	Clearwater	8-13	3.57	26	24	4	0	0	176.1	229	99	70	7	11	26	82	4	2
2001	Reading	15-8	3.90	28	28	4	1	0	180.0	197	85	78	20	11	27	100	3	0
2002	Reading	0-0	0.00	2	0	0	0	1	3.0	0	0	0	0	0	0	1	0	0
	PHILLIES	5-0	3.21	68	0	0	0	1	84.0	88	34	30	4	4	22	41	3	0
2003	PHILLIES	3-1	4.43	62	1	0	0	1	87.1	92	43	43	7	8	37	48	12	1
2004	MINNESOTA	14-8	4.21	33	33	1	1	0	203.0	255	100	95	23	5	35	76	5	1
2005	Beloit	0-0	1.80	1	1	0	0	0	5.0	5	1	1	1	0	0	3	0	0
	MINNESOTA	9-8	3.44	27	27	2	0	0	188.1	212	83	72	25	3	9	71	0	0
2006	MINNESOTA	11-15	5.94	36	31	0	0	0	180.1	246	130	119	38	7	32	70	1	0
2007	MINNESOTA	13-14	4.19	33	33	2	1	0	202.0	229	99	94	20	4	36	89	4	1
2008	SEATTLE	4-15	6.46	28	28	1	0	0	153.1	213	114	110	20	4	32	69	1	0
2009	Everett	0-0	9.00	1	1	0	0	0	1.0	3	2	1	0	0	0	3	1	0
	SEATTLE	1-3	8.60	8	6	0	0	0	30.1	41	29	29	5	3	11	10	2	1
	Tacoma	0-0	3.00	2	1	0	0	0	3.0	3	1	1	0	0	0	2	0	0
2010	Peoria	0-1	6.14	2	2	0	0	0	7.1	8	5	5	1	0	2	5	0	0
	CHI CUBS	10-6	4.22	21	21	0	0	0	113.0	120	55	53	11	7	24	80	4	0
2011	Tampa	0-0	2.57	2	2	0	0	0	7.0	8	2	2	1	0	2	9	1	0
	Trenton	0-0	0.00	1	1	0	0	0	6.0	3	1	0	0	0	0	6	0	0
	Scranton/WB	2-1	3.52	4	4	0	0	0	23.0	21	9	9	4	1	4	13	0	0
Major League Totals		70-70	4.68	316	180	6	2	2	1241.2	1496	687	645	153	45	238	554	32	4
Minor League Totals		41-40	3.90	129	116	12	2	1	738.0	848	402	320	56	38	134	418	28	9

1996 Signed by the Philadelphia Phillies as an international free agent on 3/22
 2003 Acquired by the Minnesota Twins along with INF Nick Punto and a player to be named later (RHP Bobby Korecky) for LHP Eric Milton on 12/3
 2007 Signed by the Seattle Mariners as a free agent on 12/20
 2009 Acquired by the Chicago Cubs with cash for OF Milton Bradley on 12/18
 2011 Signed by the New York Yankees as a minor league free agent on 4/12
 2011 Signed by the Boston Red Sox as a minor league free agent on 12/23

DIVISION SERIES RECORD

YEAR	CLUB	W-L	ERA	G	GS	CG	SHO	SV	IP	H	R	ER	HR	HB	BB	SO	WP	BK
2004	MIN vs. NYY	0-1	10.80	1	1	0	0	0	5.0	10	6	6	1	0	0	1	0	0

CAREER FIELDING RECORD

YEAR	CLUB	POS	PCT.	G	GS	PO	A	E	TC	DP
2007	COLORADO	P	1.000	8	8	0	11	0	11	1
2002	PHILADELPHIA	P	.958	68	0	4	19	1	24	2
2003	PHILADELPHIA	P	.955	62	1	3	18	1	22	2
2004	MINNESOTA	P	.947	33	33	11	25	2	38	1
2005	MINNESOTA	P	1.000	27	27	14	26	0	40	3
2006	MINNESOTA	P	1.000	36	31	13	20	0	33	3
2007	MINNESOTA	P	1.000	33	33	14	26	0	40	2
2008	SEATTLE	P	.958	28	28	11	12	1	24	0
2009	SEATTLE	P	1.000	8	6	1	3	0	4	1
2010	CHI CUBS	P	1.000	21	21	3	13	0	16	0
Career Totals			P .979	316	180	74	162	5	241	14

CAREER BATTING TOTALS

AVG.	G	AB	R	H	2B	3B	HR	RBI	SH	SF	HB	BB	SO	SB	CS	E
Major League Totals	.086	316	58	0	5	2	0	3	9	0	0	4	22	0	0	5

CAREER SINGLE-GAME HIGHS

INNINGS PITCHED	9.0, 5 times, last 6/13/07 for MIN vs. ATL (start)
	4.1, 2 times, last 8/25/03 for PHI at MON (relief)
LOW-HIT COMPLETE GAME	5, 2 times, last 6/2/07 for MIN at OAK
STRIKEOUTS	11, 5/29/10 for CHI vs. STL
HITS ALLOWED	13, 2 times, last 7/21/06 for MIN at CLE
RUNS ALLOWED	9, 2 times, last 8/15/08 for SEA at MIN
WALKS ALLOWED	4, 3 times, last 5/1/09 for SEA vs. OAK
HOME RUNS ALLOWED	5, 8/22/06 for MIN at BAL
WINNING STREAK	8, 2 times, last 4/16/10-6/7/10
EJECTIONS (5)	9/28/02 vs. FLA (HP, T. Barrett)
	6/13/03 at CIN (HP, D. Eddings)
	4/18/06 vs. LAA (HP, J. Meals)
	6/16/08 vs. FLA (1B, B. Welke)
	7/11/10 at LAD (1B, B. Runge)



FULL NAME: Nathaniel Joseph Spears
BATS: Left **THROWS:** Right **HEIGHT:** 5-11 **WEIGHT:** 175
OPENING DAY AGE: 26 (Turns 27 on May 3)
BORN: May 3, 1985 in Fort Myers, FL
RESIDES: Noblesville, IN
MAJOR LEAGUE SERVICE: 10 days
ACQUIRED: Signed as a minor league free agent on Dec. 11, 2009
SIGNED BY: Nick Presto (Orioles)
CONTRACT STATUS: Signed through 2012

NON-ROSTER INVITEE

CAREER HIGHLIGHTS

- 🔴 In his 10th professional season, his 3rd with the Red Sox.
- 🔴 Made his Major League debut in 2011, appearing in 3 games with Boston in September.
- 🔴 Previously played in the Orioles (2003-05) and Cubs (2006-2009) systems.
- 🔴 Has been named a minor league All-Star in 2010 (Eastern League), 2008 (Southern League), 2005 (Carolina League) and 2004 (South Atlantic League).

2011: Made his Major League debut with 3 games for the Red Sox in September.

- 🔴 Was selected to Boston on 9/5...Went 0-for-4 in 3 games with the Red Sox before being designated for assignment on 9/13.
- 🔴 Made his Major League debut in Boston's 14-0 win on 9/6 at TOR...Entered as a defensive replacement in left field and went 0-for-2 at the plate.
- 🔴 His other 2 appearances came as a pinch-hitter...Also played 2nd base on 9/11 at TB.
- 🔴 Spent most of the season with Triple-A Pawtucket, hitting .248 (78-for-315) with 19 doubles, 2 triples, 8 homers and 45 RBI in 96 games...Went 12-for-35 (.343) in the 9th inning or later.
- 🔴 With the PawSox, appeared in 37 games at 2nd base, 23 in right field, 16 at 3rd base, 13 in left field, 4 at shortstop and 1 at 1st base, posting a combined .976 fielding percentage (7 E/288 TC).
- 🔴 Had stints on the disabled list from 5/13-26 (injured left index finger) and 6/29-7/8 (sprained left shoulder).
- 🔴 Knocked a grand slam on 4/21 vs. Syracuse.
- 🔴 Blasted 2-run walk-off homer with 2 outs in the 9th inning on 8/2 to give the PawSox a 4-3 win over Louisville.

2010: Spent his 1st season in the Red Sox organization with Double-A Portland.

- 🔴 Topped all Double-A players and led the Red Sox farm system with 104 runs scored and 84 walks...Ranked 7th among all minor leaguers in runs scored.
- 🔴 Also ranked among Boston minor leaguers in hits (2nd, 140), total bases (2nd, 238), homers (3rd, 20), extra-base hits (3rd, 54) and RBI (4th, 82).
- 🔴 Ranked among Eastern League leaders in sacrifice flies (T-1st, 10) and total bases (4th).
- 🔴 Became the 3rd player in Sea Dogs history to score 100 runs in a season and the 1st as a Red Sox affiliate... Also set a franchise record for homers by a second baseman.
- 🔴 His 20 homers nearly tripled his previous career high of 7 in 2008...Also set career bests while leading the Sea Dogs in games (136), at-bats (514), runs, hits, walks and total bases.
- 🔴 Represented the Sea Dogs in the Eastern League All-Star Game, going 1-for-4 with an RBI double in the 7/14 exhibition in Harrisburg.
- 🔴 Reached safely in 119 of his 136 games, including a team-high, 27-game on-base streak from 7/18-8/17... Failed to reach in back-to-back contests only once all year, 8/20-8/21 vs. Trenton.
- 🔴 Hit safely in 18 straight games at Hadlock Field from 7/6-8/17, the longest home hitting streak in the Eastern League in 2010.
- 🔴 Went deep 9 times over his last 26 games, including each of his last 2 tilts on 9/5 and 9/6 vs. New Hampshire.
- 🔴 Connected for his 1st career grand slam on 7/9 vs. New Britain...Homered in 3 consecutive at-bats from 8/22-23, including a pair of homers and a career-high 6 RBI on 8/23 at Harrisburg.
- 🔴 Paced EL 2nd basemen in fielding pct. (.982), games (130), chances (601), putouts (201), assists (389) and double plays (96).

- 👉 Was named Red Sox Minor League Base Runner of the Month for August/September.
- 👉 Made his 2nd career pitching appearance on 4/20 vs. Binghamton, allowing 3 runs over 1.0 inning of work.
- 👉 Rated as having the best strike zone judgment in the Eastern League in *Baseball America's* 2011 Best Tools Survey.

2009: Led Cubs Iowa club with 128 games played in his 1st full season at the Triple-A level.

- 👉 Also ranked among team leaders in at-bats (1st, 368), triples (2nd, 4), hits (T-3rd, 93), doubles (T-3rd, 20) and walks (4th, 35).
- 👉 Appeared at third base (team-high 62 games), second base (42) and shortstop (15).
- 👉 Made his 1st pro pitching appearance, 7/24 at Albuquerque (2 R/1.0 IP).
- 👉 Went 0-for-1 in 1 playoff game.

2008: Spent most of the year with the Cubs Double-A Tennessee affiliate.

- 👉 Played his last 5 games with Triple-A Iowa after a 8/28 promotion.
- 👉 Set a career high with a combined .299 clip (120-for-402).
- 👉 Led Double-A leagues with 19 sacrifice hits, 3rd among all minor leaguers.
- 👉 Named to the mid-season Southern League All-Star Team and earned the SL's Best Hustler award.
- 👉 After the season, hit .349 (29-for-83) in 23 games for Mesa of the Arizona Fall League.

2007: Combined to hit .273 (99-for-363) with 5 homers and 37 RBI between High-A Daytona and Double-A Tennessee.

- 👉 Tied for the Florida State League lead with 15 sacrifice hits with Daytona and ranked 2nd in the minors with 19 sac hits overall.
- 👉 Promoted to Tennessee on 7/17...Went 0-for-7 in 4 playoff games for the Smokies.

2006: Spent the entire season with High-A Daytona in his 1st campaign in the Cubs organization following a January trade from Baltimore.

- 👉 Missed time on the DL beginning 7/12 and was reinstated 8/1.

2005: Played the entire season with High-A Frederick, earning a spot on the Carolina League All-Star Team.

- 👉 Led the circuit with 14 sacrifice hits and ranked among CL leaders in batting (9th, .294) and triples (T-3rd, 6).
- 👉 Led CL second basemen with 105 games and a .981 fielding percentage (10 E/513 TC).
- 👉 Appeared in 4 playoff games, going 1-for-15 (.067) with a double.

2004: Named a South Atlantic League All-Star with Single-A Delmarva in his 1st full season.

- 👉 Hit .275 (102-for-371) with 5 homers and 37 RBI while leading the SAL with 11 triples.
- 👉 Missed time on the DL from 7/27-8/3.

2003: Made his pro debut with the Rookie-level Gulf Coast League Orioles.

- 👉 Topped the GCL with 40 walks...Also ranked among GCL leaders in on-base percentage (2nd, .427), stolen bases (4th, 18), runs (5th, 28) and triples (5th, 5).
- 👉 Played exclusively at shortstop...Paced league shortstops in fielding pct. (.934) and games (tied, 49).

PERSONAL

- 👉 Married to Amy.
- 👉 Graduated from Charlotte (FL) High School.

NATE SPEARS, CONTINUED

NATE SPEARS' CAREER RECORD

YEAR	CLUB	AVG.	G	AB	R	H	2B	3B	HR	RBI	SH	SF	HB	BB	SO	SB	CS	E
2003	GCL Orioles	.289	56	180	38	52	7	5	1	19	4	2	5	40	32	18	5	14
2004	Delmarva	.275	97	371	50	102	12	11	5	37	7	3	3	47	63	7	6	15
2005	Frederick	.294	112	445	63	131	30	6	6	41	14	1	2	36	82	8	4	13
2006	Daytona	.246	97	321	45	79	15	1	1	25	7	3	7	31	53	7	4	10
2007	Daytona	.261	78	249	36	65	13	3	1	26	15	2	6	28	44	4	1	10
	Tennessee	.298	38	114	22	34	2	2	4	11	4	1	3	13	19	2	0	4
2008	Tennessee	.299	115	384	71	115	22	5	7	51	19	6	6	58	72	6	5	11
	Iowa	.278	5	18	5	5	1	0	0	1	0	0	0	3	0	1	0	0
2009	Iowa	.253	128	368	48	93	20	4	2	37	4	2	2	35	43	6	5	12
2010	Portland	.272	136	514	104	140	30	4	20	82	1	10	11	84	93	13	1	13
2011	Pawtucket	.248	96	315	49	78	19	2	8	45	3	5	6	49	69	13	1	7
	BOSTON	.000	3	4	0	0	0	0	0	0	0	0	0	1	0	0	0	0
Major League Totals		.000	3	4	0	0	0	0	0	0	0	0	0	0	1	0	0	0
Minor League Totals		.273	958	3279	531	894	171	43	55	375	78	35	51	424	570	85	32	109
Red Sox Totals		.000	3	4	0	0	0	0	0	0	0	0	0	1	0	0	0	0

2003 Signed by the Baltimore Orioles as a fifth-round selection in the First-Year Player Draft

2006 Acquired by the Chicago Cubs along with LHP Carlos Perez in exchange for OF Corey Patterson on 1/9

2009 Signed by the Boston Red Sox as a minor league free agent on 12/11

2010 Re-signed by the Boston Red Sox as a minor league free agent on 9/21

2011 Re-signed by the Boston Red Sox as a minor league free agent on 10/5

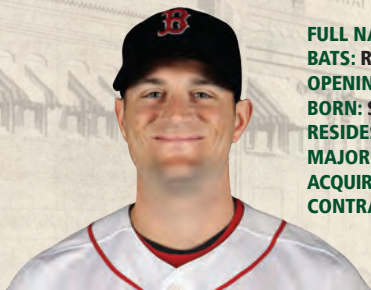
ADDITIONAL BATTING STATISTICS

YEAR	CLUB	OBP	SLG	OPS	TB	GDP
2011	BOSTON	.000	.000	.000	0	0

CAREER FIELDING RECORD

YEAR	CLUB	POS	PCT.	G	GS	PO	A	E	TC	DP
2011	BOSTON	OF	1.000	1	0	1	0	0	1	0
		2B	-	1	0	0	0	0	0	0





FULL NAME: Chorye Thomas Spooner
BATS: Right **THROWS:** Right **HEIGHT:** 6-1 **WEIGHT:** 215
OPENING DAY AGE: 26 (Turns 27 on September 16)
BORN: September 16, 1985 in Baltimore, MD
RESIDES: Pasadena, MD
MAJOR LEAGUE SERVICE: None
ACQUIRED: Signed as a minor league free agent on Nov. 21, 2011
CONTRACT STATUS: Signed through 2012

NON-ROSTER INVITEE

CAREER HIGHLIGHTS

- ✦ In 1st season with the Red Sox system.
- ✦ Spent the 1st 7 years of his professional career in the Orioles organization after being selected by Baltimore in the 8th round of the 2005 First-Year Player Draft.

2011: Went 7-6 with 1 save and a 4.50 ERA (61 ER/122.0 IP) in 31 games (19 starts) between Double-A Bowie and Triple-A Norfolk.

- ✦ Made 1st start of the season with Bowie before moving to Norfolk for his next 8 starts through 5/19.
- ✦ Took a complete-game loss in 6.0 innings on 5/29 at Harrisburg in his 2nd start after returning to Double-A.
- ✦ Won 3 straight games (2 starts) with a 1.69 ERA (3 ER/16.0 IP) from 7/10-7/21.
- ✦ Allowed 1 run in 3 of his last 5 starts from 6/25-7/16 before moving the bullpen...Had a 3.60 ERA (10 ER/25.0 IP) in 12 relief appearances to end the year beginning 7/21.
- ✦ Collected 1st career save in his only opportunity of the season, a 3.0-inning outing on 8/6 vs. New Hampshire.

2010: Went Spent the season with Double-A Bowie, finishing 2nd on the club in starts (24), innings (132.0), strikeouts (88) and tied for 2nd in wins (7).

- ✦ Finished 12th among Eastern League qualifiers with a 4.02 ERA (59 ER/132.0 IP).
- ✦ Pitched 5.0 or more innings in only 1 of his 1st 5 starts before going at least 5.0 frames in each of his next 15 starts from 5/6-7/21.
- ✦ Had 11 quality starts in 24 turns, including 6 straight from 5/16-6/13.
- ✦ Won 5 straight decisions in 11 starts from 5/28-7/21, lowering his season ERA from 4.89 to 3.70.
- ✦ Went 3-0 with a 2.48 ERA (10 ER/36.1 IP) in 6 starts in June.
- ✦ Had 3 of his 5 highest strikeout games of the season in a 3-start stretch from 7/9-21, totaling 22 K's in 20.0 IP.
- ✦ Held right-handed opponents to a .222 AVG (47-for-212).

2009: Made a total of 10 starts for the Gulf Coast League Orioles (5), Short-A Aberdeen (1) and High-A Frederick (4) after working his way back from right shoulder surgery.

- ✦ Began the year in the GCL...Allowed 4 runs in 0.1 innings in his 1st start, but pitched to a 1.50 ERA (2 ER/12.0 IP) in his final 4 outings.
- ✦ Joined Aberdeen for 1 start, 8/16 at Jamestown, and went 3.0 scoreless innings.
- ✦ Finished the season with 4 starts at Frederick.

2008: Made just 9 starts for Double-A Bowie after being limited with 2 injuries.

- ✦ Pitched a season-high 6.0 scoreless innings and earned the win on 6/28 vs. Altoona.
- ✦ Endured 2 stints on the DL with right shoulder discomfort from 4/21-6/9 and 7/5-9/1.

2007: Pitched for High-A Frederick and led the Carolina League in opponent average (.197), ground ball/fly ball ratio (2.88) and complete games (tied, 3).

- ✦ Finished 2nd in the circuit with 133 strikeouts and was 5th with a 3.26 ERA (55 ER) and 152.0 innings.
- ✦ Selected as CL Pitcher of the Week for 4/16-22 after going 2-0 with a 0.71 ERA (1 ER/12.2 IP) and 12 strikeouts in 2 starts.
- ✦ Earned complete game wins in both of his playoff starts, allowing a combined 2 earned runs on 12 hits and 1 walk with 17 strikeouts in 18.0 innings (1.00 ERA)...Clinched both the Division Series and the Mills Cup Championship Series...Named the Championship Series MVP.
- ✦ Named the Orioles No. 8 prospect by *Baseball America* after the season.

CHORYE SPOONE, CONTINUED

2006: Spent the year at Single-A Delmarva and was selected to the South Atlantic League All-Star team.

☛ Went 5-3 with a 2.20 ERA (16 ER/65.1 IP) over the 1st 3 months of the season before going 2-6 with a 4.95 ERA (35 ER/63.2 IP) over the final 2 months.

☛ Allowed 2 earned runs or less in 14 of his 1st 15 games through the end of June.

☛ Won 3 straight starts from 5/13-24, surrendering 4 earned runs in 16.0 innings (2.25 ERA).

☛ Earned the win in back-to-back games from 8/11-19 to snap a 6-game losing streak over his previous 13 outings.

2005: Played at Rookie-level Bluefield, making 12 of his 15 appearances out of the bullpen.

☛ Went 2-2 with a 4.19 ERA (9 ER/19.1 IP) in 12 relief outings, holding opponents to a .217 average (15-for-69).

☛ Earned the win in his pro debut on 7/2 at Princeton, pitching 1.0 scoreless inning with 2 strikeouts.

PERSONAL

☛ First name is pronounced "CORE-EE"

☛ Attended Northeast Senior High School (MD) and Catonsville Community College (MD).

CHORYE SPOONE'S CAREER RECORD

YEAR	CLUB	W-L	ERA	G	GS	CG	SHO	SV	IP	H	R	ER	HR	HB	BB	SO	WP	BK
2005	Bluefield	2-5	8.03	15	3	0	0	0	24.2	27	25	22	3	2	13	27	11	1
2006	Delmarva	7-9	3.56	26	25	0	0	0	129.0	118	72	51	5	14	80	90	14	0
2007	Frederick	10-9	3.26	26	25	3	0	0	152.0	108	65	55	8	13	67	133	5	1
2008	Bowie	3-3	4.57	9	9	0	0	0	41.1	40	23	21	4	1	27	32	4	1
2009	GCL Orioles	0-1	4.38	5	5	0	0	0	12.1	9	6	6	1	0	2	11	0	0
	Aberdeen	0-0	0.00	1	1	0	0	0	3.0	1	0	0	0	0	3	3	0	0
	Frederick	0-2	9.42	4	4	0	0	0	14.1	17	16	15	3	0	14	12	4	0
2010	Bowie	7-6	4.02	24	24	0	0	0	132.0	132	71	59	12	14	79	88	10	1
2011	Bowie	5-5	4.11	23	11	1	0	1	87.2	83	46	40	5	11	41	64	3	0
	Norfolk	2-1	5.50	8	8	0	0	0	34.1	41	26	21	1	2	26	16	6	0
Minor League Totals		36-41	4.14	141	115	4	0	1	630.2	575	350	289	42	57	352	476	57	4


2004 Selected by the San Diego Padres in the 36th round of the First-Year Player Draft (did not sign)

2005 Signed by the Baltimore Orioles as an 8th-round selection in the First-Year Player Draft

2011 Signed by the Boston Red Sox as a minor league free agent on 11/21



MAX ST. PIERRE • 75 • C



FULL NAME: Maxim St. Pierre
BATS: Right **THROWS:** Right **HEIGHT:** 6-0 **WEIGHT:** 175
OPENING DAY AGE: 31 (Turns 32 on April 17)
BORN: April 17, 1980 in Quebec City, Quebec Canada
RESIDES: Albuquerque, NM
MAJOR LEAGUE SERVICE: 33 days
ACQUIRED: Signed as a minor league free agent on Jan. 17, 2012
SIGNED BY: Bill Buck (Tigers)
CONTRACT STATUS: Signed through 2012

NON-ROSTER INVITEE

CAREER HIGHLIGHTS

🔥 In 1st in the Red Sox organization...Has spent all but 10 games of his 15-year professional career in the Tigers system.

🔥 Appeared in 6 games with the Tigers in 2010, the only Major League action of his career.

🔥 Over his last 7 campaigns since 2005, has caught 158 base runners in 413 stolen base opportunities (38.3%).

🔥 Named the best fielding catcher in the Tigers system for 3 straight seasons from 2002-04.

2011: Led Detroit's Triple-A Toledo club with 77 games behind the plate.

🔥 Caught 23 of 59 attempted base stealers (39.0%), the 2nd-best mark in the International League.

🔥 Batted .291 (16-for-55) in 19 games in August.

🔥 Went 26-for-96 (.271) with 3 homers over his last 32 games beginning 7/19.

2010: Saw action with Double-A Erie and Triple-A Toledo before joining the Tigers in September for his only Major League action.

🔥 Assigned to Erie to begin the season...Knocked 2 home runs with the SeaWolves on 4/17 vs. Altoona... Transferred to Toledo on 5/13.

🔥 Sideline 6/3-7/14 with a finger fracture on his left hand, but hit .378 (14-for-37) upon his return in 11 games during July.

🔥 Again connected for 2 home runs with Toledo on 8/30 at Louisville.

🔥 Selected to the Tigers on 9/1 and made his Major League debut on 9/4 at KC...At 30 years and 141 days old, was the oldest Tigers position player to make his ML debut since Mike Roarke at 30 years and 162 days on 4/19/1961 at CLE.

🔥 Collected his 1st ML hit on 9/4 at KC, a single in the 8th inning off Dusty Hughes.

2009: Combined to catch 21 of 45 (46.7%) attempted base stealers between Double-A Erie and Triple-A Toledo.

🔥 Opened the season with Erie, seeing action in 4 games before being transferred to Toledo on 4/27.

🔥 Hit .327 (16-for-49) over a 14-game stretch with Toledo from 6/30-7/23.

🔥 Transferred back to Erie on 8/5....Landed on the DL on 8/25 with a left hand fracture and missed the remainder of the season.

2008: Returned to the Tigers system and saw action at Double-A Erie and Triple-A Toledo.

🔥 Caught 28 of 78 (35.9%) attempted base stealers between both stops.

🔥 Assigned to Erie to begin the year and hit .367 (22-for-60) with 7 doubles, 1 home run and 14 RBI in 17 games during April.

🔥 Drove in a season-best 5 runs on 5/21 vs. Bowie...Belted a season-high 2 homers on 5/31 vs. Altoona (G1).

🔥 Batted .362 (17-for-47) with runners in scoring position for Erie before being promoted to Toledo on 6/21.

🔥 Hit .304 (21-for-69) in 20 games during July for the Mud Hens.

2007: Appeared in 10 games with Milwaukee's Double-A Huntsville club as a catcher before attempting to convert to pitching.

🔥 Signed by the Royals as a minor league free agent during the offseason but was acquired by the Brewers in exchange for RHP Ben Hendrickson on 3/27.

🔥 Appeared in 10 games with Huntsville, all in April including 9 behind the plate.

🔥 Released on 6/22.

2006: Spent the season at Triple-A Toledo.

- 🔴 Caught 26 of 79 (32.9%) attempted base stealers.
- 🔴 Sideline 7/7-17 with a chest contusion.
- 🔴 Hit .310 (9-for-29) in 10 games during August.
- 🔴 Saw action in 4 games during the International League playoffs, batting .333 (4-for-12) with a double.
- 🔴 Played for Canada during the World Baseball Classic.

2005: Led all Eastern League catchers by throwing out 46.5% of attempted base stealers (33 of 71) for Double-A Erie, his 3rd straight full season with the club.

- 🔴 Batted .337 (30-for-89) with runners in scoring position.
- 🔴 Selected to the Eastern League's mid-season All-Star squad, belting a solo home run in the contest.
- 🔴 Tallied a season-best 4 RBI on 4/16 at Altoona and again on 6/25 at Binghamton.
- 🔴 In 19 games in June, hit .333 (25-for-75) with 12 RBI.

2004: Spent the year with Double-A Erie and was selected to the Eastern League's mid-season All-Star squad.

- 🔴 Paced qualifying Eastern League catchers with a .996 fielding percentage (2 E/543 TC).
- 🔴 Missed time from 7/2-11 with a concussion.
- 🔴 Posted a 13-game hit streak from 7/24-8/11, batting .346 (18-for-52) with 7 runs, 4 doubles, 2 home runs and 11 RBI in that time.
- 🔴 Batted .312 (24-for-77) with left-handers on the mound.
- 🔴 Following the season, named best defensive catcher in the Tigers organization by *Baseball America* for the 3rd straight season.

2003: Established a career high with 11 homers for Double-A Erie, tying for 3rd on the club.

- 🔴 Earned Eastern league mid-season All-Star honors.
- 🔴 Topped qualifying league catchers with 104 games and 76 assists.
- 🔴 Hit .234 (11-for-47) with 6 runs, 2 doubles and 1 RBI for Grand Canyon in the Arizona Fall League.
- 🔴 Named the best defensive catcher in the Tigers organization by *Baseball America* following the season.

2002: Batted .260 (105-for-404) in 116 games between High-A Lakeland, Double-A Erie and Triple-A Toledo.

- 🔴 Began the season with Lakeland and earned Florida State League mid- and post-season All-Star honors...Tied for the league lead among catchers with 8 double plays.
- 🔴 Hit .321 (25-for-78) with 12 runs, 4 doubles, 2 home runs and 8 RBI in 21 games during April.
- 🔴 Transferred to Erie on 6/19 and hit .317 (38-for-120) with 8 doubles, 3 home runs and 19 RBI over a 36-game stretch from 6/21-7/31.
- 🔴 Joined Toledo briefly in late August, appearing in 1 game.
- 🔴 Played 21 games with Mesa in the Arizona Fall League...Named the best defensive catcher and rated as possessing the best arm among catchers in the AFL by *Baseball America*.

- 🔴 Following the season, also named the best defensive catcher in the Tigers organization by *Baseball America*.

2001: Earned Florida State League mid- and post-season All-Star nods with High-A Lakeland.

- 🔴 In 21 games during May, batted .312 (24-for-77), including hits in 11 of 12 games from 5/7-24.
- 🔴 Hit safely in 14 of 16 games from 6/5-25 at .385 (20-for-52) with 11 runs, 6 doubles, 1 homer and 13 RBI.
- 🔴 Batted .329 (24-for-73) with 12 runs, 6 doubles, 2 homers and 17 RBI in 24 games during June.
- 🔴 Hit .224 (11-for-49) in 18 games with Maryvale in the Arizona Fall League following the season.

2000: Earned Midwest League mid-season All-Star honors with Single-A West Michigan.

- 🔴 Led all Midwest League catchers with a .990 fielding percentage (6 E/576 TC).
- 🔴 Concluded the month of April with a .349 average (15-for-43) in 14 games.
- 🔴 Sideline for the majority of July with a fractured right index finger.
- 🔴 Went 1-for-5 (.200) in 2 games during the Midwest League playoffs.

1999: Finished 3rd on Short-A Oneonta with 22 RBI.

- 🔴 Posted a .306 average (19-for-62) with 11 RBI in 18 games during August.

1998: Batted .385 (40-for-104) in 31 games for the Gulf Coast League Tigers.

☛ Caught 22 of 48 (45.8%) attempted base stealers.

1997: Made his professional debut in 20 games with the Gulf Coast League Tigers.

PERSONAL

☛ Married to Amanda...The couple has 2 daughters, Madeline and Ezra.

☛ Attended Col. de Levis High School in Quebec, graduating in 1997.

MAX ST. PIERRE'S CAREER RECORD

YEAR	CLUB	AVG.	G	AB	R	H	2B	3B	HR	RBI	SH	SF	HB	BB	SO	SB	CS	E
1997	GCL Tigers	.244	20	41	3	10	1	0	3	0	0	3	3	8	2	0	3	
1998	GCL Tigers	.385	31	104	18	40	3	0	2	15	0	0	1	15	12	6	2	6
1999	Oneonta	.251	51	175	12	44	7	0	1	22	0	1	3	11	29	9	0	5
2000	W. Michigan	.249	73	229	41	57	10	1	2	28	2	3	5	42	37	2	2	6
2001	Lakeland	.248	99	330	42	82	15	0	4	43	0	5	4	43	50	2	5	6
2002	Lakeland	.256	55	195	20	50	12	0	4	27	0	1	7	13	30	2	4	8
	Erie	.266	60	207	24	55	9	0	3	28	1	3	1	17	31	0	1	8
	Toledo	.000	1	2	0	0	0	0	0	1	0	0	0	0	0	0	0	8
2003	Erie	.236	115	399	50	94	16	0	11	54	5	5	5	33	66	2	0	10
2004	Erie	.248	84	290	31	72	15	0	8	33	1	2	4	25	41	2	1	2
2005	Erie	.278	95	360	46	100	18	0	5	46	1	3	1	23	55	1	1	7
2006	Toledo	.202	78	247	25	50	14	1	3	31	9	5	3	16	36	0	0	8
2007	Huntsville	.156	10	32	3	5	0	0	0	3	0	1	0	4	3	0	0	0
2008	Erie	.250	44	156	22	39	9	0	6	31	0	0	3	16	23	0	1	4
	Toledo	.213	42	150	10	32	4	0	2	16	4	1	0	4	21	0	0	2
2009	Toledo	.248	45	149	16	37	8	0	6	18	2	0	1	10	15	0	0	5
	Erie	.224	16	58	8	13	4	0	2	6	1	0	3	3	11	0	0	2
2010	Erie	.217	20	60	13	13	0	1	5	14	2	0	1	11	5	2	0	1
	DETROIT	.222	6	9	1	2	1	0	0	0	0	0	0	0	2	0	0	0
	Toledo	.300	39	130	16	39	7	0	5	22	1	3	2	11	21	1	1	4
2011	Toledo	.207	77	232	17	48	6	0	4	25	7	4	3	14	40	0	1	2
Major League Totals		.222	6	9	1	2	1	0	0	0	0	0	0	0	2	0	0	0
Minor League Totals		.248	1055	3546	417	880	158	3	73	466	36	37	50	314	534	31	19	81

1997 Signed by the Detroit Tigers as a 26th-round selection in the First-Year Player Draft

2005 Signed by the Detroit Tigers as a minor league free agent on 12/19

2007 Signed by the Kansas City Royals as a minor league free agent on 1/30

2007 Acquired by the Milwaukee Brewers in exchange for RHP Ben Hendrickson on 3/27

2007 Signed by the Detroit Tigers as a minor league free agent on 12/17

2012 Signed by the Boston Red Sox as a minor league free agent on 1/17

ADDITIONAL BATTING STATISTICS

YEAR	CLUB	OBP	SLG	OPS	TB	GDP
2010	DETROIT	.222	.333	.556	3	0

CAREER FIELDING RECORD

YEAR	CLUB	POS	PCT.	G	GS	PO	A	E	TC	DP
2010	DETROIT	C	1.000	4	2	12	1	0	13	0

CAREER SINGLE-GAME HIGHS

HITS	1, 2 times, last 10/1/10 (G1) for DET at BAL
DOUBLES	1, 10/1/10 (G1) for DET at BAL
HOME RUNS	None
RBI	None
RUNS SCORED	1, 10/1/10 (G1) for DET at BAL
WALKS	None
STRIKEOUTS	1, 2 times, last 10/2/10 for DET at BAL
STOLEN BASES	None
HITTING STREAK	1, 2 times, last 10/1/10
EJECTIONS	None

HOME RUN NOTES

MULTI-HOME RUN GAMES (0)
LEADOFF HOME RUNS (0)
GRAND SLAMS (0)
PINCH-HIT HOME RUNS (0)
EXTRA-INNING HOME RUNS (0)
GAME-ENDING HOME RUNS (0)
INSIDE-THE-PARK HOME RUNS (0)

RYAN SWEENEY • 12 • OF



FULL NAME: Ryan Joseph Sweeney

BATS: Left **THROWS:** Left **HEIGHT:** 6-4 **WEIGHT:** 225

OPENING DAY AGE: 27

BORN: February 20, 1985 in Cedar Rapids, IA

RESIDES: Cedar Rapids, IA

MAJOR LEAGUE SERVICE: 4 years, 53 days

ACQUIRED: From Oakland with RHP Andrew Bailey in exchange for OF Josh Reddick, RHP Raul Alcantara and 1B Miles Head on December 28, 2011

SIGNED BY: Paul Provas and Nathan Durst (White Sox)

CONTRACT STATUS: Signed through 2012

CAREER HIGHLIGHTS

🔴 In 1st season with the Red Sox organization after coming over in a trade from Oakland along with right-hander Andrew Bailey on 12/28/11...Red Sox sent outfielder Josh Reddick, and minor league right-handed pitcher Raul Alcantara and first baseman Miles Head to the A's.

🔴 A second-round selection of the White Sox in the 2003 First-Year Player Draft, has appeared in 472 career Major League games over parts of 6 seasons with Chicago (2006-07) and Oakland (2008-11).

🔴 Batting at a .296 clip (353-for-1193) in his career against right-handed pitching, with 13 of his 14 homers... Owns a .402 career SLG percentage against right-handers.

🔴 Hit at a .286 clip in 439 games with the A's over the last 4 seasons from 2008-11...Led the A's with a .293 AVG in 2009.

🔴 Enters the 2012 season with a 209-game errorless streak in the outfield dating back to 8/17/09...The stretch established an Oakland record for an outfielder...Has not committed an error in 173 tilts over the last 2 years (2010-11), handling 153 errorless chances in each season...Last error was 8/15/09 vs. CWS as a right fielder.

2011: Did not commit an error in the outfield for the 2nd straight season, going 92 contests and 153 total chances without a miscue...The 92 errorless games played were 2nd most in Athletics history by an outfielder, behind Stan Javier's 124 in 1995.

🔴 On the A's Opening Day roster for the 4th consecutive season but did not start for the 1st time, serving as the Oakland's 4th outfielder.

🔴 Appeared at all 3 outfield positions and DH...Started 26 games in center field, 24 in left and 14 in right.

🔴 Matched his career single-season high with 3 triples.

🔴 Played mostly against right-handed pitching, batting .286 (63-for-220) with his only home run and 23 of 25 RBI off righties...Was 7-for-44 (.159) with no extra-base hits against left-handers.

🔴 Hit .297 with RISP, including .321 with RISP and 2 outs...Batted .333 in Interleague Play...Started games at every spot in the order except 4th and 9th...Saw his most action in the 6 spot, where he batted .308 in 23 games, including 21 starts.

🔴 Tied for 2nd among AL pinch-hitters in plate appearances (21), tied for 3rd in hits (4) and tied for 4th in that group in walks (3)...Was 4-for-18 (.222) with a triple and 2 RBI in the pinch.

🔴 Logged 2 months with a .300-plus AVG, hitting .365 in May and .333 in July.

🔴 Tallied 2 season-long, 7-game hit streaks...Batted .500 (12-for-24) over 7 tilts from 4/27-5/13, lifting his season AVG to .362...Matched that stretch from 7/23-8/2 (11-for-28, .393).

🔴 Had a career-high and Oakland record-tying 5 hits on 5/5 vs. Cleveland...It was the 29th 5-hit game in Oakland history, the 1st since Adam Kennedy on 8/15/09 against Chicago (AL).

🔴 Pinch-ran for Hideki Matsui in the 8th inning of Game 1 of the 7/16 doubleheader against Los Angeles and remained in the game in left field...That extended his errorless streak to 166 games, which set the Oakland record for consecutive errorless games by an outfielder.

🔴 Homered in the 4th inning on 7/27 against Tampa Bay to snap a career-long, 108-game, 374 at-bat homerless streak since his last long ball on 5/4/10 against Texas (Feldman).

🔴 Ejected from the game on 7/31 vs. Minnesota after striking out in the 7th inning, the 1st ejection of his career.

🔴 Singled off David Price in the 4th inning at TB on 8/7 to snap an 0-for-22 streak off left-handed pitching...It was his 1st hit off a southpaw since 7/3/10, a double off Tony Sipp.

🔴 Tied a career high with 3 walks on 9/5 vs. KC...Marked 3rd-career 3-walk tilt and 1st since 9/17/08 vs. LAA.

🔴 Started 5 consecutive games in center field from 9/10-14...Start on the 14th against Los Angeles marked his last game of the season as he missed the final 13 contests with a strained right quadriceps.

2010: Limited to 82 games due to season-ending knee surgery in July...Had been batting a team-leading .294 when he went on the DL after the All-Star break.

- 🔴 Started 76 games in right field and 1 in center...Did not commit an error in 81 games overall in the outfield.
- 🔴 Was the A's Opening Day starter in right field 4/5 against Seattle...Marked his 3rd consecutive Opening Day start for the A's with the previous 2 coming in center field.
- 🔴 Batted .307 against right-handed pitching, .246 against left-handers...Hit .321 with his only homer and 26 of his 36 RBI at home, compared to .261 on the road.
- 🔴 Tallied a .312 clip against the American League, including .337 vs. AL West competition...Hit .298 with RISP.
- 🔴 Tied for the team lead with 59 starts batting 3rd, hitting .283 in those contests.
- 🔴 Went 2-for-2 with 2 walks as a pinch-hitter after entering the season 0-for-14 in the pinch.
- 🔴 Began the season with a career-high tying 13-game hit streak (16-for-50, .320)...It tied for the 2nd-longest, season-opening hit streak in Oakland history.
- 🔴 Reached base safely in each of his 1st 23 games, which tied for the 6th-longest, season-opening streak in Oakland history...It also matched his career-high stretch from 8/30-9/26/09.
- 🔴 Tallied 1st career walk-off hit on 4/17 vs. BAL, a 2-run single in the A's 4-3 win.
- 🔴 Finished May with a .316 AVG, his best monthly mark in 2010.
- 🔴 Had a career-high 5 RBI on 5/4 vs. TEX when he hit his only home run of the season.
- 🔴 Ended a stretch of reaching base safely in 37 consecutive home games on 5/5...The streak, which lasted from 8/14/09-5/4/10, tied for the 2nd-longest such run in Oakland history.
- 🔴 Placed on the 15-day disabled list on 7/19 (retroactive to 7/12) with right patella tendinitis and was transferred to the 60-day DL on 7/30 when he underwent season-ending surgery.

2009: Led the A's with a .293 AVG while collecting 53 RBI in 134 games.

- 🔴 Batting AVG was 5th best in Oakland history by a player younger than 25 years of age...Finished 2nd on the club with 31 doubles.
- 🔴 Started a team-leading 63 games in right field but also made 53 starts in center field and 5 in left for a club-high 121 starts in the outfield overall.
- 🔴 Collected 11 assists, tied for 4th most among AL outfielders.
- 🔴 Batted at a .301 clip with 5 of his 6 home runs and 46 of his 53 RBI against right-handed pitching.
- 🔴 Recorded the 6th-best road AVG in the AL at .326 and tied for 5th in doubles with 23 of his 31 2-baggers coming away from home...Knocked 4 of 6 home runs on the road and slugged .469 in away games compared to .336 in Oakland.
- 🔴 Compiled a season-best 12-game hit streak from 4/18- 5/3 (17 for 56, .304).
- 🔴 Was batting .246 in 49 games when he was placed on the 15-day disabled list on 6/8 (retroactive to 6/3) with a sprained left knee...Reinstated 6/18 and hit .324 in 85 contests following his return...Owned the 7th-best AVG in the AL from 6/18 through the end of the season.
- 🔴 Home run on 6/29 off Detroit's Fu-Te Ni is the only of his 14 career home runs off a southpaw.
- 🔴 Batted .319 with 20 doubles after the All-Star Break...Had the 10th-best AVG in the AL after the break and tied for 8th in doubles.
- 🔴 Walked 7/24 at NYY to snap a 27-game streak without a walk...However, batted .311 during that streak.
- 🔴 Homered twice in a 3-game series at KC from 8/7-9 to start a season-ending stretch where he collected 21 extra-base hits (16 doubles, 2 triples, 3 home runs) over his final 44 games...Had notched just 11 extra-base hits over his previous 64 contests.
- 🔴 Reached base safely via hit or walk in an A's season-high 23 consecutive games from 8/30-9/26...Hit .367 with 10 doubles and 10 walks (.427 OBP) during the streak.
- 🔴 Hit .360 with 19 runs, 10 doubles and 16 RBI in 22 tilts in September...Tied for 2nd in the AL in doubles and ranked 6th in batting during the month.
- 🔴 Tied an Oakland record with 3 doubles on 9/14 at TEX.

2008: Traded to Oakland in January and made 1st career Opening Day roster... Ranked 3rd among American League rookies in OBP (.350), tied for 4th in multiple-hit games (31) and 5th in AVG and stolen bases (9).

- 🔴 Started a team-leading 102 games in the outfield, including 54 in right field, 46 in center and 2 in left...Committed just 1 error in 110 tilts overall in the outfield for a .996 fielding percentage, which placed 6th among AL outfielders...Tallied 6 assists, tied for 3rd among AL rookie outfielders.
- 🔴 Hit .307 with all 5 of his home runs against right-handed pitching...Hit .330 with RISP...Started games in every spot in the batting order.

- 👉 Went 0-for-3 as the A's Opening Day starter in center field on 3/25 against Boston in Tokyo.
- 👉 Notched 1st career 4-hit game on 4/4 vs. Cleveland.
- 👉 Collected 1st career stolen base on 4/25 at SEA...Was successful in 8 of 9 stolen base attempts (90.0%).
- 👉 Had a career-high and A's season-best 13-game hitting streak from 5/19-6/19...It was the 2nd-longest hitting streak by an AL rookie in 2008...Hit .327 during the stretch, which was interrupted by his 1st stint on the DL.
- 👉 Was batting .293 with 2 home runs and 22 RBI in 46 games when he was placed on the 15-day disabled list on 5/30 (retroactive to 5/29) with a left toe contusion...Had an 8-game rehab assignment with Triple-A Sacramento before being reinstated from the DL on 6/13...Hit .327 over his 1st 29 games following his return.
- 👉 Missed 3 games from 6/27-29 with a sprained left ankle and 3 tilts from 7/11-13 with a dislocated left pinkie.
- 👉 Placed on 15-day DL a 2nd time on 8/13 with a sprained right thumb...Made a 1-game rehab assignment with the A's affiliate in the Arizona Rookie League and was reinstated on 8/28...Hit .284 in 27 games following his return through the end of the season.
- 👉 Notched 3 doubles in the 2nd game of the doubleheader on 9/4 at KC, tying the Oakland single-game record.
- 👉 Committed the 1st error of his career on 9/8 at DET in right field...Snapped a 123-game errorless streak to begin his career, including 94 contests with the A's.

2007: Ranked by *Baseball America* as the No. 1 prospect in the White Sox organization entering the season...Appeared in 15 games for Chicago but spent most of the year with Triple-A Charlotte.

- 👉 Recalled from Triple-A Charlotte on 4/29 for only Major League stint of the year...Was optioned back to Charlotte 5/20.
- 👉 Connected on 1st Major League home run on 5/12 against Kansas City, a solo shot off Scott Elarton.
- 👉 Hit .270 with 10 home runs and 47 RBI in 105 games with the Knights...Made 46 appearances in center field, 36 in right field and 29 in left.
- 👉 Did not commit an error and led International League outfielders with 13 assists.
- 👉 Went 5-for-5 on 5/25 against Ottawa...Compiled an 11-game hit streak from 6/6-17, going 21-for-45 (.467)...Connected for a grand slam 7/16 against Buffalo.
- 👉 On the disabled list from 8/2-9 with a sprained right wrist.
- 👉 Following the season, hit .286 with 2 doubles, a home run and 13 RBI with Phoenix of the Arizona Fall League...Participated in the AFL Rising Stars Showcase game and drove in the winning run with a single in the 10th inning.

2006: Made Major League debut with the White Sox in September after spending the year with Charlotte, his 1st Triple-A action...Ranked 4th among Chicago minor leaguers in hits (133) and tied for 4th in RBI (70).

- 👉 Hit .229 with 5 RBI in 18 games with the White Sox...Contract was selected from Triple-A Charlotte on 9/1...Made 7 appearances in center field (3 starts), 6 in right field (3 starts) and 6 in left.
- 👉 Made his Major League debut as a defensive replacement in center field on 9/1 at KC.
- 👉 Singled off Kason Gabbard in the 6th inning on 9/5 at Boston for his 1st ML hit...Picked up his first RBI 9/6 at Boston with a groundout.
- 👉 With the Knights, hit .296 with 13 homers along with his 70 RBI...Named the IL Batter of the Week for 4/24-30.
- 👉 Entering the season, tabbed by *Baseball America* as the No. 3 Prospect and Best Outfield Arm in the White Sox organization...Rated by *BA* as the Best Hitter For AVG and Best Defensive Outfielder in the White Sox organization following the season...Was also selected by the same publication as the No. 5 Prospect in the International League.
- 👉 In the offseason, played in 14 games for LaGuaira in the Venezuelan Winter League, hitting .260 with 1 homer and 7 RBI.

2005: Ranked among the organizational leaders in AVG (6th, .298) and triples (T-9th, 3) while spending the entire campaign with Double-A Birmingham.

- 👉 Ranked by *Baseball America* as the No. 2 Prospect, Best Hitter for AVG and Best Outfield Arm in the White Sox organization entering the campaign...Also cited as the No. 7 Prospect in the Carolina League by the same publication.
- 👉 Was honored as the White Sox Midwest Player of the Year at the annual Pitch and Hit Club awards dinner in January 2005.

2004: Placed among system leaders in hits (3rd, 146) and runs scored (9th, 71), and finished 2nd in the Carolina League in hits at Winston-Salem.

- 👉 Ranked by *Baseball America* as the No. 4 Prospect in the Sox organization entering the season.

2003: Hit a combined .327 between Advanced Rookie Bristol and Advanced Rookie Great Falls.

Recorded his 1st professional home run 8/21 vs. Kingsport...Cited by *Baseball America* as the Best Pure Hitter and Best Athlete (along with Brian Anderson) from the Sox 2003 draft class.

PERSONAL

Married to Natasha.

Graduated from Xavier High School in Cedar Rapids, IA...Named Louisville Slugger National Player of the Year...Was a First-Team All State selection in 2001-02...Posted a 9-0 record with a 0.35 ERA with 82 strikeouts as a junior...committed to San Diego State University before signing with the White Sox...

IN THE COMMUNITY

Ryan took part in the A's Caravan following the 2008 season, visiting Special Olympics, a health clinic, the San Jose Holiday Parade and the Fremont Toys for Tots drive.

RYAN SWEENEY'S CAREER RECORD

YEAR	CLUB	AVG.	G	AB	R	H	2B	3B	HR	RBI	SH	SF	HB	BB	SO	SB	CS	E
2003	Bristol	.313	19	67	11	21	3	0	2	5	1	0	1	7	10	3	0	4
	Great Falls	.353	10	34	0	12	2	0	0	4	0	0	0	2	3	0	2	1
2004	Winston-Salem	.283	134	515	71	146	22	3	7	66	3	2	7	40	65	8	6	7
2005	Birmingham	.298	113	429	64	128	22	3	1	47	7	5	7	35	53	6	6	3
2006	Charlotte	.296	118	449	64	133	25	3	13	70	3	2	3	35	73	7	7	3
	WHITE SOX	.229	18	35	1	8	0	0	0	5	0	0	0	7	0	0	0	0
2007	Charlotte	.270	105	397	50	107	17	2	10	47	2	2	1	48	71	8	5	0
	WHITE SOX	.200	15	45	5	9	3	0	1	5	0	0	0	4	5	0	1	0
2008	Sacramento	.412	8	34	5	14	4	0	1	5	0	0	0	3	4	0	0	0
	OAKLAND	.286	115	384	53	110	18	2	5	45	2	6	3	38	67	9	1	1
	Phoenix	.000	1	3	0	0	0	0	0	0	0	0	0	2	0	0	0	3
2009	OAKLAND	.293	134	484	68	142	31	3	6	53	2	5	3	40	67	6	5	3
2010	OAKLAND	.294	82	303	41	89	20	2	1	36	1	3	0	24	41	1	1	0
2011	OAKLAND	.265	108	264	34	70	11	3	1	25	1	1	0	33	48	1	1	0
Major League Totals		.283	472	1515	202	428	83	10	14	169	6	15	6	139	235	17	9	4
Minor League Totals		.291	508	1928	265	561	95	11	34	244	16	11	19	172	279	32	26	21

2003 Signed by the Chicago White Sox as a second-round selection in the First-Year Player Draft

2008 Acquired by the Oakland Athletics along with RHP Fautino De Los Santos and LHP Gio Gonzalez for OF Nick Swisher on 1/3

2011 Acquired by the Boston Red Sox along with RHP Andrew Bailey in exchange for OF Josh Reddick, RHP Raul Alcantara and 1B Miles Head on 12/28

ADDITIONAL BATTING STATISTICS

YEAR	CLUB	OBP	SLG	OPS	TB	GDP
2006	CHI WHITE SOX	.229	.229	.457	8	1
2007	CHI WHITE SOX	.265	.333	.599	15	2
2008	OAKLAND	.350	.383	.733	147	9
2009	OAKLAND	.348	.407	.755	197	14
2010	OAKLAND	.342	.383	.725	116	14
2011	OAKLAND	.346	.341	.687	90	7
Major League Totals		.342	.378	.720	573	47

CAREER FIELDING RECORD

YEAR	CLUB	POS	PCT.	G	GS	PO	A	E	TC	DP
2006	CHI WHITE SOX	OF	1.000	15	6	23	0	0	23	0
2007	CHI WHITE SOX	OF	1.000	14	13	25	1	0	26	1
2008	OAKLAND	OF	.996	110	102	243	6	1	250	0
2009	OAKLAND	OF	.991	132	121	319	11	3	333	2
2010	OAKLAND	OF	1.000	81	77	149	4	0	153	1
2011	OAKLAND	OF	1.000	92	65	150	3	0	153	0
Career Totals		OF	.996	444	384	909	25	4	938	4

CAREER SINGLE-GAME HIGHS

HITS	5, 5/5/11 for OAK vs. CLE
DOUBLES	3, 2 times, last 9/14/09 for OAK at TEX
HOME RUNS	1, 14 times, last 7/27/11 for OAK vs. TB
RBI	5, 5/4/10 for OAK vs. TEX
RUNS SCORED	4, 6/17/08 for OAK at ARI
WALKS	3, 3 times, last 9/5/11 for OAK vs. KC
STRIKEOUTS	3, 5 times, last 9/11/11 for OAK at TEX
STOLEN BASES	1, 17 times, last 5/25/11 for OAK at LAA
HITTING STREAK	13, 2 times, last 4/5/10-4/18/10
EJECTIONS (1)	7/31/11 vs. MIN (HP, D. Bellino)

HOME RUN NOTES

MULTI-HOME RUN GAMES (0)
LEADOFF HOME RUNS (0)
GRAND SLAMS (0)
PINCH-HIT HOME RUNS (0)
EXTRA-INNING HOME RUNS (0)
GAME-ENDING HOME RUNS (0)
INSIDE-THE-PARK HOME RUNS (0)

JUNICHI TAZAWA • 63 • RHP



FULL NAME: Junichi Tazawa
BATS: Right **THROWS:** Right **HEIGHT:** 5-11 **WEIGHT:** 180
OPENING DAY AGE: 25 (Turns 26 on June 6)
BORN: June 6, 1986 in Yokohama, Japan
RESIDES: Yokohama, Japan
MAJOR LEAGUE SERVICE: 1 year, 163 days
ACQUIRED: Signed as an international free agent on Dec. 3, 2008
SIGNED BY: Craig Shipley (Red Sox)
CONTRACT STATUS: Signed through 2012

CAREER HIGHLIGHTS

- Returned to Boston at the end of 2011...Missed 2010 season after undergoing Tommy John surgery that April.
- Made Major League debut with the Red Sox in 1st professional season in 2009.
- Became the 7th Japanese-born player to appear with the Red Sox when he debuted in 2009.
- Signed with Boston on 12/3/08 after a 4-year amateur career with the Nippon Oil ENEOS of the Japan Industrial League...Went 14-3 with 11 saves and a 1.99 ERA (39 ER/176.2 IP) in 53 career appearances (13 starts).

2011: Finished the season with Boston after beginning the year on the 60-day disabled list recovering from 2010 Tommy John Surgery.

- Made 6 rehab appearances with Single-A Salem, going 0-1 with a 6.05 ERA (13 ER/19.1 IP) before he was activated on 6/27 and optioned to Double-A Portland.
- Was 4-3 with a 3.86 ERA (16 ER/37.1 IP), 46 K's and 10 walks in 16 games (2 starts) between Portland and Triple-A Pawtucket.
- Allowed 6 runs over 0.2 innings in his 1st game with the Sea Dogs but followed that with a 2.42 ERA (6 ER/22.1 IP) over his last 7 games in Double-A.
- Did not allow a run in 6 of 8 outings with Pawtucket after joining the club on 8/8.
- Worked 1.2 scoreless innings of relief in Game 2 of the International League semi-finals 9/9 at Lehigh Valley (PHI).
- Was recalled to BOS on 9/13 and pitched that night vs. TOR, his 1st Major League game since 9/4/09 at CWS.
- Made 3 appearances with the Red Sox, all in relief, tallying a 6.00 ERA (2 ER/3.0 IP).

2010: Missed entire year due to Tommy John surgery.

- Underwent Tommy John surgery in Birmingham, AL on 4/6...After he returned to Ft. Myers, FL where he rehabbed.
- Prior to the 2010 campaign, ranked as the No. 6 prospect in the Red Sox organization by *Baseball America*.

2009: Climbed from Double-A Portland to Red Sox in 1st professional season...Earned Eastern League All-Star honors with Portland and also made 2 starts for Triple-A Pawtucket.

- Became 1st Boston player to make Major League debut in 1st professional season since Craig Hansen in 2005.
- Went 2-2 with a 6.30 ERA (14 ER/20.0 IP) in 4 starts with the Red Sox and 0-1 with an 11.81 mark (7 ER/5.1 IP) in 2 relief appearances.
- Received a decision in each of his 1st 5 career appearances, the longest such streak by a Sox pitcher since Steve Ellsworth's 7-gamer from 4/7-7/1/88.
- Took the loss in his Big League debut on 8/7 at Yankee Stadium after being recalled from Triple-A Pawtucket earlier that day...Came on in the 14th inning of a 0-0 game...Tossed 1.2 scoreless frames before yielding a walk-off homer to Alex Rodriguez in the 15th...Was the 1st Red Sox hurler to make his ML debut in extra frames since Phil Seibel on 4/15/04 vs. BAL (11th inning) and 1st ever against the Yankees.
- Also in that 8/7 game at NYY, joined teammates Hideki Okajima (1.1 IP) and Takashi Saito (1.0 IP) as the 1st trio of Japanese pitchers ever to appear for a Major League team in a single game.
- Won 1st career start, 8/11 vs. DET...At 23 years, 66 days old, became the youngest Japanese-born starter ever to win a ML game...Masanori Murakami was the only Japanese-born hurler to make his 1st start at a younger age (21 years, 101 days) on 8/15/65 vs. PHI for SF.
- Earned 2nd win on 8/22, a 14-1 victory over the Yankees at Fenway Park...Allowed 8 hits and 2 walks with 2 K's over 6.0 scoreless frames...Surrendered at least 1 hit in each of his 6.0 innings, stranding 9 base runners...Became 1st Sox hurler to make a start of 6.0 or more scoreless innings while allowing at least 1 hit in every frame since Oil Can Boyd on 4/8/88 (6.0 IP).

- ☛ Options to the Gulf Coast League Red Sox on 8/29...Recalled back to Boston on 9/1.
- ☛ Season ended on 9/21 when he landed on the 60-day disabled list with a mild left groin strain.
- ☛ Combined to go 9-7 with a 2.55 ERA (31 ER/109.1 IP) in 20 starts between Double-A Portland and Triple-A Pawtucket...Finished 4th among Sox minor leaguer leaders in ERA.
- ☛ Began the year with Portland and was named an Eastern League All-Star...Promoted to Pawtucket on 7/26.
- ☛ Selected to pitch for Team World in the All-Star Futures Game on 7/12 in St. Louis...Was slated to start the game but did not pitch due to a weather delay.

2008: Played final year with the Nippon Oil ENEOS of the Japan Industrial League...Signed with the Red Sox in December.

- ☛ Went 13-1 with 5 saves and a 0.80 ERA (10 ER/113.0 IP) in 21 games (11 starts)...Struck out 114 batters and walked just 15...Recorded 6 complete games, including 4 shutouts.
- ☛ Earned MVP honors in the Sports Nippon Tournament after a career-high, 18-strikeout performance in a quarterfinals start on 3/23.
- ☛ In September, helped Nippon Oil win the 32-team Intercity Baseball Tournament for the 1st time in 13 years... Appeared in all 5 of the ENEOS games from 9/1-9...Earned the event's Most Valuable Player award going 4-0 with 1 save and a 1.27 ERA.
- ☛ Led the ENEOS to the semifinals of the league's corporate championship in November...Faced 3 batters over the minimum, allowing 5 hits with 2 walks and 4 K's over 9.0 scoreless innings in his 1st start of the tournament...In his last start of the competition, a quarterfinals match-up in Osaka on 11/21, allowed 4 hits and fanned 10 in a complete-game shutout.
- ☛ Signed a 3-year Major League contract extending through the 2011 season with the Red Sox on 12/3/08.

2007: Went 1-1 with 6 saves and a 3.91 ERA (20 ER/46.0 IP) in 20 games (2 starts)...Struck out 46 batters and walked 11...Surrendered just 1 home run all season.

2006: Did not record a decision over 5 relief outings, posting a 7.45 ERA (8 ER/9.2 IP)...Compiled 7 strikeouts and 1 walk...Surrendered 14 hits, including 1 home run.

2005: Was 0-1 with a 1.13 ERA (1 ER/8.0 IP) in 7 games out of the bullpen in his 1st year with the ENEOS...Fanned 7 and walked 4.

PERSONAL

- ☛ Graduated high school from the Yokohama College of Commerce...Was a member of the 2003 team that played in the Koshien Tournament, but did not appear in a game.
- ☛ Participated in the Red Sox Rookie Program in 2010.

IN THE COMMUNITY

Junichi was involved in local community outreach as part of the Sox Rookie Program in 2010, including visiting the Jimmy Fund and Children's Hospital Boston, and signing at a Red Sox Foundation autograph session.

PLAYERS BORN IN JAPAN WHO HAVE PLAYED FOR THE RED SOX

PLAYER	POSITION	YEARS	BORN	BIRTHPLACE
Tomo Okha	RHP	1999-2001	March 18, 1976	Kyoto
Hideo Nomo	RHP	2001	August 31, 1968	Osaka
Dave Roberts	OF	2004	May 31, 1972	Okinawa
Daisuke Matsuzaka	RHP	2007-10	September 13, 1980	Tokyo
Hideki Okajima	LHP	2007-10	December 25, 1975	Kyoto
Takashi Saito	RHP	2009	February 14, 1970	Miyagi
Junichi Tazawa	RHP	2009	June 6, 1986	Yokohama

JUNICHI TAZAWA, CONTINUED

JUNICHI TAZAWA'S CAREER RECORD

YEAR	CLUB	W-L	ERA	G	GS	CG	SHO	SV	IP	H	R	ER	HR	HB	BB	SO	WP	BK
2009	Pawtucket	0-2	2.38	2	2	0	0	0	11.1	7	4	3	0	1	1	6	0	0
	Portland	9-5	2.57	18	18	0	0	0	98.0	80	31	28	8	3	26	88	4	2
	BOSTON	2-3	7.46	6	4	0	0	0	25.1	43	23	21	4	3	9	13	0	0
2011	Salem	0-1	6.05	6	6	0	0	0	19.1	20	13	13	4	3	6	13	0	0
	BOSTON	0-0	6.00	3	0	0	0	0	3.0	3	2	2	1	0	1	4	0	0
	Portland	3-2	4.70	8	2	0	0	0	23.0	20	12	12	3	2	7	27	3	0
	Pawtucket	1-1	2.51	8	0	0	0	0	14.1	14	4	4	1	0	3	19	0	0
Major League Totals		2-3	7.31	9	4	0	0	0	28.1	46	25	23	5	3	10	17	0	0
Minor League Totals		13-11	3.25	42	28	0	0	0	166.0	141	64	60	16	9	43	153	7	2
Red Sox Totals		2-3	7.31	9	4	0	0	0	28.1	46	25	23	5	3	10	17	0	0

2008 Signed by the Boston Red Sox as an international free agent on 12/3

CAREER FIELDING RECORD

YEAR	CLUB	POS	PCT.	G	GS	PO	A	E	TC	DP
2009	BOSTON	P	1.000	6	4	0	1	0	1	0
2011	BOSTON	P	-	3	0	0	0	0	0	0
Career Totals			P 1.000	9	4	0	1	0	1	0

SINGLE-GAME HIGHS

INNINGS PITCHED

6.0, 8/22/09 vs. NYY (start)
3.2, 9/4/09 at CWS (relief)

LOW-HIT COMPLETE GAME

None

STRIKEOUTS

6, 8/11/09 vs. DET

HITS ALLOWED

10, 2 times, last 8/27/09 vs. CWS

RUNS ALLOWED

9, 8/27/09 vs. CWS

WALKS ALLOWED

3, 8/16/09 at TEX

HOME RUNS ALLOWED

2, 8/16/09 at TEX

WINNING STREAK

1, 2 times, last 8/22/09

EJECTIONS

None





FULL NAME: Moises Oscar Tejeda
BATS: Right **THROWS:** Right **HEIGHT:** 6-1 **WEIGHT:** 170
OPENING DAY AGE: 22
BORN: December 26, 1989 in San Cristobal, DR
RESIDES: San Cristobal, DR
MAJOR LEAGUE SERVICE: None
ACQUIRED: Signed as an international free agent on July 2, 2006
SIGNED BY: Luis Scheker (Red Sox)
CONTRACT STATUS: Signed through 2012

CAREER HIGHLIGHTS

✦ In his 6th professional season, his 2nd in Major League Spring Training camp...Participated in the 2011 Red Sox Rookie Program.

✦ Following the 2011 season, rated by *Baseball America* as the No. 2 second base prospect and No. 24 prospect overall in the Red Sox system.

2011: Spent the entire season at Portland, serving as the Sea Dogs primary 2nd baseman in his 1st career Double-A action.

✦ Led the club with 457 at-bats and ranked 2nd among club leaders in games (2nd, 123), hits (2nd, 114) and stolen bases (2nd, 13).

✦ According to *Baseball America*, was the 5th-youngest regular in the Eastern League at age 21.

✦ Batted .295 (36-for-122) against left-handed pitching.

✦ Hit safely in 14 consecutive games at Hadlock Field from 4/9-5/23, tied for the 2nd-longest home hitting streak in the league.

✦ Recorded 5 consecutive multi-hit games from 7/2-5, going 10-for-19 (.526) over that stretch.

✦ Drove in a season-high 4 runners and tallied his 1st long ball of the campaign on 4/26 vs. Binghamton.

✦ After the season, appeared in 4 games for Gigantes del Cibao in the Dominican Winter League.

2010: Selected to both mid- and post-season Carolina League All-Star Teams with High-A Salem.

✦ Led Sox farmhands with 156 hits, was 2nd with a .307 average (508 AB) and ranked 3rd with 231 total bases.

✦ Topped the circuit with 10 sacrifice flies and ranked among CL leaders in hits (2nd) and batting average (4th).

✦ Paced Salem in batting, hits, slugging (.455), multi-hit games (44), runs (76), extra-base hits (48) and total bases.

✦ Played a league-high 119 games at second base, his 1st professional action at the keystone.

✦ Ranked 3rd in the CL in batting in both April (.375) and June (.372)...Named Red Sox Minor League Offensive Player of the Month for June (8 doubles, 1 triple, 15 RBI and 9 walks).

✦ Went 1-for-4 with a HR in Carolina League All-Star Game against the California League on 6/22 in Myrtle Beach to earn Carolina League MLB Advanced Media Top Star honors...Earned Carolina League Player of the Week honors for 4/19-26, hitting a league-best .440 (11-for-25) and tied for the league lead with 3 homers.

✦ Played 8 games for Cibao in the Dominican Winter League, going 6-for-32 (.188).

✦ Following the season, was rated by *Baseball America* as the No. 8 prospect in the Carolina League.

2009: Returned to Single-A Greenville.

✦ Tied for South Atlantic League lead with 9 sac flies...Ranked among club leaders in RBI (3rd), at-bats (4th), hits (5th) and runs (T-5th)...Played exclusively at shortstop, appearing in 84 games defensively as well as 14 as DH.

✦ Hit .378 (14-for-37) in 11 June games...Went 3-for-18 (.167) in 6 playoff games.

2008: Played for Single-A Greenville in his 1st full season at 18 years old.

✦ Appeared in a team-high 76 games at shortstop and 17 at third base.

✦ After the season, rated by *Baseball America* as the No. 12 prospect, No. 7 position player, in the Sox system.

2007: Hit .296 (79-for-267) with 1 homer and 33 RBI between the Rookie-level Gulf Coast League Red Sox and Short-A Lowell in his pro debut.

⚾ Began the year in the GCL and hit .295 (51-for-173) before a promotion to Lowell on 8/17...Made Spinners debut that day, tying as youngest player in club history at just 17 years, 7 months and 22 days old.

⚾ After the season, ranked as the No. 9 prospect, No. 5 position player, in the Red Sox system by *Baseball America*...The publication also rated him as the system's best infield arm.

IN THE COMMUNITY

As part of the Red Sox Rookie Program in January 2010, Oscar visited with young patients at the Jimmy Fund and Children's Hospital Boston...The group also joined the Red Sox Foundation and YouthBuild Boston for a day of service at the Early Care and Education Center at Children's Services of Roxbury.

OSCAR TEJEDA'S CAREER RECORD

YEAR	CLUB	AVG.	G	AB	R	H	2B	3B	HR	RBI	SH	SF	HB	BB	SO	SB	CS	E
2007	GCL Red Sox	.295	45	173	23	51	13	1	1	21	1	4	0	15	27	6	2	16
	Lowell	.298	22	94	14	28	5	2	0	12	0	0	1	6	26	4	1	6
2008	Greenville	.261	97	372	44	97	18	1	4	38	0	2	2	20	76	11	5	25
2009	Greenville	.257	99	370	50	95	13	3	3	50	0	9	3	30	89	3	5	24
2010	Salem	.305	126	508	76	155	32	5	11	69	0	10	2	32	96	17	7	22
2011	Portland	.249	123	457	50	114	24	1	5	41	0	3	3	29	101	13	4	24
Minor League Totals		.274	512	1974	257	540	105	13	24	231	1	28	11	132	415	54	24	117

2006 Signed by the Boston Red Sox as an international free agent on 7/2



JUSTIN THOMAS • 78 • LHP



FULL NAME: Justin Joseph Thomas
BATS: Left **THROWS:** Left **HEIGHT:** 6-3 **WEIGHT:** 220
OPENING DAY AGE: 28
BORN: January 18, 1984 in Toledo, OH
RESIDES: Dalton, OH
MAJOR LEAGUE SERVICE: 85 days
ACQUIRED: Signed as a minor league free agent on Nov. 13, 2011
SIGNED BY: Ken Madeja (Mariners)
CONTRACT STATUS: Signed through 2012

NON-ROSTER INVITEE

CAREER HIGHLIGHTS

- In 1st season with the Red Sox system.
- Has made 20 Major League relief outings with the Mariners (2008) and Pirates (2010).
- Pitched exclusively out of the bullpen in each of the last 3 seasons, going 15-6 with 13 saves and a 3.67 ERA (75 ER/184.0 IP) in those minor league campaigns.

2011: Spent the entire season with Triple-A Indianapolis and paced the International League with a career-high 63 appearances...Also topped the league with 12 holds.

- Topped Indianapolis with 8 relief wins...Went 8-2 with 3 saves overall, including 2-0 with a 1.08 ERA (2 ER/16.2 IP) over his final 13 outings.
- Held left-handed opponents to a .188 AVG (19-for-101) while allowing just 1 extra-base hit.
- Had a 3.55 ERA (10 ER/25.1 IP) in 23 appearances after the All-Star break.
- Went 2-0 with a 2.40 ERA (4 ER/15.0 IP) and 14 strikeouts in 12 games in August...Tallied a season-high 5 strikeouts on 8/28 at Toledo...Won back-to-back games on 8/28 at Toledo and 8/30 vs. Toledo.
- Following the season, went 1-0 with a 2.70 ERA in 9 games for Caracas of the Venezuelan Winter League.

2010: Played majority of season with Triple-A Indianapolis in his 1st season in the Pirates organization...Also appeared in 12 games over 4 separate stints with Pittsburgh.

- Began the season in Triple-A...Did not allow a run in 14.1 innings over 9 outings with Indianapolis from 4/26-5/22...Went 2-0 with 2 saves and a 0.60 ERA (1 ER/15.0 IP) in 12 games in May.
- Recalled by Pittsburgh on 6/24 and made Pirates debut on 6/25 at OAK.
- Pitched a career-high 3.0 innings and gave up 3 runs on 7/3 vs. PHI.
- Was scored upon in 3-straight games with the Bucs and was optioned back to Indianapolis on 7/11.
- Was recalled by Pittsburgh on 8/1 and made four scoreless outings (3.2 IP) before an 8/6 option...Recalled again on 8/23, made 1 appearance that night vs. STL and was optioned on 8/28.
- Recalled a 4th and final time on 9/7...Surrendered walk-off home run to Joey Votto on 9/11 at CIN to suffer lone loss with Pirates.
- Posted a 3.38 ERA (3 ER/8.0 IP) in final 9 games with Pittsburgh.

2009: Spent entire season with Tacoma, his 1st season exclusively out of the bullpen and his 1st full season at the Triple-A level.

- Finished 4th among Pacific Coast League leaders with 53 appearances.
- Led the club in appearances and holds (8)...Ranked 2nd on the team with 6 saves.
- Posted a 1-1 record with 2 saves and a 0.60 ERA (1 ER/15.0 IP) over 11 appearances in July.
- Held left-handed opponents to a .228 clip (21-for-92)...Held opponents to a .239 AVG (11-for-46) with 2 outs and runners in scoring position.
- Made 2 playoff appearances with the Rainiers.

2008: Made Major League debut with the Mariners in September after splitting the season in the minor leagues between Double-A West Tennessee and Triple-A Tacoma.

- Struck out 10 batters while tossing his 2nd career shutout on 6/8 at Hunstville with West Tennessee.
- Placed on the disabled list on 6/19 with a left hand laceration and returned on 6/28.
- Recorded 1st professional save on 8/24 at Portland while pitching with Tacoma.

☛ Spent September with Seattle, making Major League debut on 9/1 at TEX...Of his 8 Major League outings, 5 were scoreless.

☛ Suffered 1st Big League loss on 9/20 at OAK after allowing 4 hits and 1 run in 1.2 innings.

2007: Pitched for Double-A West Tennessee, his 1st season at the Double-A level.

☛ Began the year on the disabled list with a strained left elbow...Was activated on 5/2.

☛ Ranked among team leaders in starts (3rd, 24), innings (4th, 119.1) and strikeouts (3rd, 100).

2006: Led Seattle farmhands with 14 wins and ranked 2nd with 162 strikeouts while splitting the season between Single-A Wisconsin and High-A Inland Empire.

☛ Set career highs in wins, starts (28), innings (166.1) and strikeouts.

☛ Began the year with Wisconsin, where he had a 3.10 ERA (21 ER/61.0 IP) in 11 starts before joining the 66ers for a start on 6/9.

☛ Threw 7 straight quality starts from 7/24-8/24, going 4-1 with a 14 ER/48.1 IP) in that time.

☛ Tossed 1st professional shutout while allowing 4 hits on 8/19 at Rancho Cucamonga.

2005: Began professional career in 18 games (6 starts) with Short-A Everett.

☛ Went 2-0 with a 2.76 ERA (9 ER/29.1 IP) and 25 strikeouts in 12 relief appearances.

PERSONAL

☛ Married to Theresa.

☛ Is a 2002 graduate of Clay High School (OH), where he played 4 years of varsity baseball.

☛ Attended Youngstown (OH) State University, where he ranks 2nd in school history in strikeouts (250) and is the only pitcher to post back-to-back seasons of at least 7 wins.

☛ Helped the Penguins capture a Horizon League title in 2004, pitching the team into the final and making its 1st ever appearance in the College World Series.

☛ Named Horizon League Pitcher of the Year and 1st Team All-League in 2005 after going 7-5 with a 3.42 ERA.

JUSTIN THOMAS' CAREER RECORD

YEAR	CLUB	W-L	ERA	G	GS	CG	SHO	SV	IP	H	R	ER	HR	HB	BB	SO	WP	BK
2005	Everett	3-3	3.81	18	6	0	0	0	59.0	63	31	25	2	4	20	48	5	0
2006	Wisconsin	5-5	3.10	11	11	0	0	0	61.0	69	29	21	4	3	17	51	2	0
	Inland Emp.	9-4	4.10	17	17	1	1	0	105.1	108	58	48	10	3	45	111	6	0
2007	West Tenn	4-9	5.51	24	24	0	0	0	119.1	147	82	73	11	5	61	100	11	0
2008	West Tenn	7-7	4.32	25	17	1	1	0	118.2	116	66	57	11	11	56	106	6	3
	SEATTLE	0-1	6.75	8	0	0	0	0	4.0	9	3	3	0	0	2	2	1	0
	Tacoma	2-1	3.71	7	1	0	0	1	17.0	15	7	7	2	0	9	21	2	0
2009	Tacoma	2-4	4.48	53	0	0	0	6	60.1	67	33	30	5	4	40	53	7	0
2010	Indianapolis	5-0	2.48	40	0	0	0	4	54.1	33	16	15	4	9	10	51	2	0
	PITTSBURGH	0-1	6.23	12	0	0	0	0	13.0	21	9	9	3	0	5	5	0	0
2011	Indianapolis	8-2	3.89	63	0	0	0	3	69.1	66	32	30	4	8	24	59	4	0
Major League Totals		0-2	6.35	20	0	0	0	0	17.0	30	12	12	3	0	7	7	1	0
Minor League Totals		45-35	4.15	258	76	2	2	14	664.1	684	354	306	53	47	282	600	45	3

2005 Signed by the Seattle Mariners as a 4th-round selection in the First-Year Player Draft

2009 Claimed off waivers by the Pittsburgh Pirates on 10/29

2010 Signed by the Pittsburgh Pirates as a minor league free agent on 11/8

2011 Signed by the Boston Red Sox as a minor league free agent on 11/13

CAREER FIELDING RECORD

YEAR	CLUB	POS	PCT.	G	GS	PO	A	E	TC	DP
2008	SEATTLE	P	1.000	8	0	0	1	0	1	0
2010	PITTSBURGH	P	1.000	12	0	0	2	0	2	0
Career Totals		P	1.000	20	0	0	3	0	3	0

CAREER SINGLE-GAME HIGHS

INNINGS PITCHED	3.0, 7/3/10 for PIT vs. PHI
STRIKEOUTS	2, 8/23/10 for PIT vs. STL
HITS ALLOWED	4, 9/20/08 for SEA at OAK
RUNS ALLOWED	3, 7/3/10 for PIT vs. PHI
WALKS ALLOWED	2, 8/23/10 for PIT vs. STL
HOME RUNS ALLOWED	2, 7/3/10 for PIT vs. PHI
EJECTIONS	None



FULL NAME: William Alexander Wilson
BATS: Right **THROWS:** Right **HEIGHT:** 6-0 **WEIGHT:** 215
OPENING DAY AGE: 25
BORN: November 3, 1986 in Dhahran, Saudi Arabia
RESIDES: Hurricane, WV
MAJOR LEAGUE SERVICE: None
ACQUIRED: Selected in the second round of the 2009 First-Year Player Draft
SIGNED BY: Jim Robinson (Red Sox)
CONTRACT STATUS: Signed through 2012

NON-ROSTER INVITEE

CAREER HIGHLIGHTS

- 🔴 In his 4th pro season, his 2nd with an invitation to Major League Spring Training Camp.
- 🔴 Earned 2011 Red Sox Minor League Pitcher of the Year honors after topping full-season Red Sox minor leaguers with a 3.11 ERA (46 ER/133.0 IP) between Double-A Portland and Triple-A Pawtucket.
- 🔴 Enters the season as the No. 11 prospect in the Red Sox system, No. 3 pitcher, according to *Baseball America*...Also tabbed by the publication as having the system's best fastball as well as the system's best slider for the 3rd straight season.
- 🔴 Trying to become the 1st Saudi Arabian-born pitcher to make the Major Leagues and the 2nd player overall, joining Craig Stansberry (2007-09).

2011: Named Red Sox Minor League Pitcher of the Year after combining for a 3.11 ERA (46 ER/133.0 IP) between Double-A Portland and Triple-A Pawtucket, the best mark among full-season Red Sox farmhands.

- 🔴 Ranked 2nd among organizational leaders with 123 strikeouts and 10 wins and was 3rd in innings.
- 🔴 Began the season with Portland...At the time of his 8/16 promotion to Pawtucket, was 5th in the Eastern League with a 3.05 ERA (38 ER/112.0 IP) and tied for 5th with 9 wins...Was also leading the Sea Dogs with 99 K's.
- 🔴 Had a 2.76 ERA (30 ER/98.0 IP) over his last 18 Double-A starts from 4/28-8/13.
- 🔴 Named to the Eastern League All-Star Game...Was also tabbed Sea Dogs Pitcher of the Year via fan voting.
- 🔴 Finished the year with the PawSox...Allowed 3 runs or less in all 4 starts for the club, striking out 24 batters in 21.0 innings in his Triple-A debut.
- 🔴 Made 1 postseason appearance for Pawtucket, allowing 3 runs in 7.0 innings with 6 K's in a series-clinching loss vs. Lehigh Valley in Game 3 of the Governors' Cup semi-finals.

2010: Ranked among Red Sox minor leaguers in games started (1st, 27) and strikeouts (5th, 106) between High-A Salem and Double-A Portland in his 1st full season.

- 🔴 Combined to go 6-6 with a 5.31 ERA (79 ER/134.0 IP) at the 2 stops.
- 🔴 Began the season with Salem and posted a 3.40 ERA (21 ER/55.2 IP) with 50 strikeouts over 11 starts with the club, including 8 outings allowing 2 earned runs or less.
- 🔴 Selected as a mid-season Carolina League All-Star but did not participate in the exhibition.
- 🔴 Placed on DL on 6/5 and immediately sent to Portland upon his 6/15 reinstatement for his 1st Double-A action.
- 🔴 At time of his promotion, was leading the CL in opponent batting average (.212) and ranked 5th in WHIP (1.04).
- 🔴 Went 3-0 over 4 Eastern League starts from 7/7-22, posting a 2.66 ERA (7 ER/23.2 IP) in that time.
- 🔴 Recorded 8 strikeouts in back-to-back starts on 8/22 at New Hampshire and 9/1 vs. Binghamton.
- 🔴 Landed on the DL again from 8/2-10.
- 🔴 Posted a 2.85 ERA (13 ER/41.0 IP) over with the Sea Dogs in 7 starts over 5.0 innings.
- 🔴 Following the season, was rated by *Baseball America* as having the best slider in the Red Sox farms system.

2009: Made his pro debut with Short-A Lowell, compiling a 0.50 ERA (2 ER/36.0 IP) over 13 starts, none longer than 3.0 innings.

- 🔴 Led all Short-Season A hurlers (min. 30.0 IP) in ERA...Limited foes to a .085 (10-for-118) average.
- 🔴 Fanned 7 in a scoreless 3.0-inning start in his only playoff appearance.
- 🔴 Following the season, ranked by *Baseball America* as the No. 9 prospect in the New York-Penn League and rated as having the best slider in Boston's farm system.

PERSONAL

♣ Married to Kristin.

♣ Went 6-6 with a 4.22 ERA (42 ER/89.2 IP) and 2 saves in 24 appearances (8 starts) as a junior for Texas A&M in 2009...Limited opponents to a .237 average (80-for-337) and fanned a team-high 120 batters to earn an All-Big 12 honorable mention after being redshirted in 2008.

♣ Pitched for Winthrop (SC) University in 2006 and 2007...Went 6-4 with a 2.51 ERA to earn a 1st-team All-Big South selection in 2007...Named Collegiate Baseball's National Freshman Pitcher of the Year in 2006 after going 13-3 with a 3.78 ERA.

♣ Pitched for Falmouth of the Cape Cod League in 2007 and 2008.

♣ Attended Hurricane (WV) High School, where he was a 4-year letter winner...Was named West Virginia Gatorade Player of the Year as a senior in 2005.

ALEX WILSON'S CAREER RECORD

YEAR	CLUB	W-L	ERA	G	GS	CG	SHO	SV	IP	H	R	ER	HR	HB	BB	SO	WP	BK
2009	Lowell	0-1	0.50	13	13	0	0	0	36.0	10	3	2	0	0	7	33	0	0
2010	Salem	2-1	3.40	11	11	0	0	0	55.2	43	24	21	4	2	15	50	1	0
	Portland	4-5	6.66	16	16	0	0	0	78.1	95	59	58	15	2	34	56	3	0
2011	Portland	9-4	3.05	21	21	0	0	0	112.0	103	42	38	8	1	37	99	6	1
	Pawtucket	1-0	3.43	4	4	0	0	0	21.0	19	8	8	2	0	7	24	1	0
Minor League Totals		16-11	3.77	65	65	0	0	0	303.0	270	136	127	29	5	100	262	11	1

2009 Signed by the Boston Red Sox as a second-round selection (77th overall) in the First-Year Player Draft



KEVIN YOUKILIS • 20 • 3B



FULL NAME: Kevin Edmund Youkilis
BATS: Right **THROWS:** Right **HEIGHT:** 6-1 **WEIGHT:** 220
OPENING DAY AGE: 33
BORN: March 15, 1979 in Cincinnati, OH
RESIDES: Weston, MA
MAJOR LEAGUE SERVICE: 7 years, 93 days
ACQUIRED: Selected in the eighth round of the 2001 First-Year Player Draft
SIGNED BY: Matt Haas (Red Sox)
CONTRACT STATUS: Signed through 2012 (club option for 2013)

CAREER HIGHLIGHTS

Has played parts of 8 Major League seasons with the Red Sox and 11 seasons overall in the Boston system since being drafted by the club in 2001.

Selected as an American League All-Star on 3 occasions (2008-09 and 2011)...Elected as the starting 1st baseman for the AL in 2008 at Yankee Stadium...Voted to the squad by players, managers and coaches for the 2009 Mid-Summer Classic at Busch Stadium...Was a finalist in the 2010 All-Star Game Final Vote but narrowly lost to Yankees outfielder Nick Swisher...Added to the 2011 AL team by manager Ron Washington as a replacement for Alex Rodriguez for the game at Chase Field.

Won the 2009 Thomas A. Yawkey Memorial Award as Red Sox Most Valuable Player...Voting was done by the Boston Chapter of the BBWAA.

Earned the Rawlings Gold Glove Award at 1st base for the AL in 2007.

Received the 2008 Hank Aaron Award for the AL, given annually to the best overall offensive performer in each league as voted on by fans.

Garnered the 2007 and 2008 Jackie Jensen Awards for spirit and determination as announced by the Boston Chapter of the BBWAA...Joins Johnny Damon (2004-05) as the only 2-time recipients.

Named 2004 Red Sox Rookie of the Year by the Boston BBWAA.

Set then-all-time Major League records at 1st base with 238 consecutive errorless games (7/5/06-6/6/08) and 2,002 total chances (7/4/06-6/6/08) without a miscue...Previous marks were 193 games for Steve Garvey, 6/26/83-4/14/85, and 1,700 total chances for Stuffy McInnis, 5/31/21-6/2/22...Casey Kotchman since broke both marks over parts of the 2008-2010 seasons (274 G/2379 TC) but Youkilis still holds the AL records.

Established an AL single-season mark in 2007 with 135 consecutive errorless contests at 1st base, surpassing Tampa Bay's Travis Lee (121 G, 5/9-9/28/03).

Also in 2007, became the 1st qualifying 1st baseman in AL history to compile a 1.000 fielding pct., handling 1,080 total chances...Steve Garvey with the Padres in 1984 (1,319 TC/159 G) and Casey Kotchman with the Braves and Red Sox in 2009 (939 TC/114 G) are the only other qualifiers ever with a 1.000 fielding pct. at 1st base.

Has recorded a career .9973 fielding pct. (13 E/4,796 TC) in 581 games at 1st base, the 2nd-best figure in Major League history among players with at least 300 games at the position...Only Casey Kotchman ranks higher at .9982 (11 E/6,076 TC) in 727 games.

Served as the Red Sox primary 3rd baseman in 2011, appearing in a career-high 112 games (111 starts) at the position...Has 331 career games at 3rd base (291 GS) overall.

Owens the Red Sox all-time record for hit by pitch with 82.

Is 3rd in the Majors with an average of 4.30 pitches per plate appearance since making ML debut in 2004, behind only Jayson Werth (4.45) and Bobby Abreu (4.33) (min. 2,500 PA).

Has been hit by a pitch 76 times since his 1st full Major League season in 2006, 2nd-most in the AL in that time (Carlos Quentin, 78)...Also ranks among AL leaders during that span in OBP (3rd, .392), doubles (6th, 214), walks (6th, 433), sac flies (T-6th, 38), OPS (7th, .893), times on base (T-8th, 1,360) and extra-base hits (10th, 351) (min. 2,000 PA on OBP and OPS).

Tallied 25 or more doubles in each of the last 6 seasons since 2006, 1 of 19 players to accomplish that feat...Knocked out at least 15 homers in each of the last 5 campaigns beginning in 2007.

MAJOR LEAGUE OPS LEADERS SINCE 2008

PLAYER	OPS
Albert Pujols	1.032
Miguel Cabrera	.974
Joey Votto	.957
Prince Fielder	.936
Kevin Youkilis	.933

*minimum 1,500 PA

AMERICAN LEAGUE OBP LEADERS SINCE 2006

PLAYER	OBP
Joe Mauer	.410
Miguel Cabrera	.403
Kevin Youkilis	.392
Jim Thome	.390
David Ortiz	.390

*minimum 2,000 PA

YOUKILIS

- 🔴 5th in Majors since 2008 with a .933 OPS, the 3rd-best mark in the AL in that time (min. 1,500 PA).
 - 🔴 Became the 8th player in Red Sox history with at least 25 homers, a .300 AVG and .900 OPS in consecutive seasons, accomplishing the feat in 2008-09...Joins Nomar Garciaparra, Jimmie Foxx, David Ortiz, Manny Ramirez, Jim Rice, Mo Vaughn and Ted Williams.
 - 🔴 Played at least 30 games at both 1st and 3rd base in back-to-back seasons in 2008-09, a feat accomplished only once previously in Red Sox history by George Scott (1969-70).
 - 🔴 Part of 2 World Series Championships with the Sox...Ranks among the club's all-time postseason leaders in SLG (4th, .568), runs (T-4th, 22), hits (T-4th, 34), doubles (T-4th, 9), homers (5th, 6), AVG (7th, .306), OBP (8th, .376) and RBI (10th, 17).
 - 🔴 Has a .414 clip (24-for-58) and .477 OBP in LCS play, 2nd all-time in both categories behind Will Clark (.468/.529)... Has slugged .776 in the LCS, 4th behind Clark (.806), Carlos Beltran (.804) and Miguel Cabrera (.800) (min. 50 PA).
 - 🔴 In the 2007 playoffs, tied a Red Sox single-postseason record with 16 runs (also David Ortiz in 2007)...Also tied for the 4th-most hits (19) and posted the 5th-highest AVG (.388) all-time for a Boston batter in a single postseason.
 - 🔴 During the 2007 ALCS vs. CLE, tied Hideki Matsui and Albert Pujols (both 2004) for the most hits ever in an LCS with 14 and set an ALCS record with 10 runs...Established ALCS 7-game series marks for highest AVG (.500), OBP (.576) and SLG (.929).
- 2011: Played a career-high 112 games (111 starts) at 3rd base...Earned 3rd-career All-Star selection...Missed time down the stretch with 2 trips to the disabled list.**
- 🔴 Finished 3rd among AL leaders with 14 hit by pitch and 8th with 4.18 pitches per PA...Reached double digits in HBP for the 5th straight season, passing Mo Vaughn (4, 1994-97) for the most 10+ HBP seasons in Sox history.
 - 🔴 Hit at a .311 clip (41-for-132) off left-handed pitching and .320 (71-for-222) at home...Posted a .301 AVG (68-for-226) with runners on base and .339 (20-for-59) with RISP and 2 outs.
 - 🔴 Posted an AL-best .967 fielding pct. at 3rd base (9 errors/273 total chances) (min. 108 games)...3rd among AL 3rd basemen with a .799 zone rating and 4th with 87 putouts.
 - 🔴 Also had 5 starts at 1st base (6 games) and 4 at designated hitter, his 1st career starts at DH...Batted .357 (5-for-14) with a homer and 2 RBI as the DH.
 - 🔴 Limited to 120 games on the season due to August and September DL stints with a low back strain and a sports hernia/left hip bursitis respectively...Marked his 2nd-lowest game total in a full season behind 2010 (102) when he had season-ending surgery in August (right thumb adductor muscle tear)...Played in only 3 of the club's final 16 games of the season and none of the last 13.
 - 🔴 On 4/1 at TEX, made his 1st career Opening Day start at 3rd base, having started at 1st base in each of the Red Sox previous 5 season openers.
 - 🔴 21 walks in April tied for 3rd-most in the AL and were 2 shy of club mark for that month (23 by Jason Bay in 2009, Manny Ramirez in 2002 and Dwight Evans in 1985).
 - 🔴 Notched a season-long, 10-game hit streak from 5/11-22 over which he hit .405 (15-for-37) with 13 RBI... Marked the 3rd-longest stretch of his career behind a 23-gamer, 5/5-6/1/07, and 12-game run, 7/23-8/5/08.
 - 🔴 Over 17 Interleague games, hit .383 (23-for-60) with 17 RBI, tied for the 4th-best mark in the AL and tied for the 3rd-most RBI in that group.
 - 🔴 Reached 500th career RBI after a 3-RBI effort 5/20 vs. CHC, his 832nd Major League game...Since 1919 only 7 other Red Sox have reached 500 RBI that quickly: Ted Williams (569th game), Nomar Garciaparra (684th), Jim Rice (707th), Jim Tabor (770th), Fred Lynn (784th), Mo Vaughn (791st) and Bobby Doerr (827th).
 - 🔴 Set a club record with his 72nd career HBP on 5/21 vs. CHC, passing Mo Vaughn's previous mark (71).
 - 🔴 Reached base in a season-high 26 straight games from 6/15-7/18, the 4th-longest such stretch of his career, going 33-for-96 (.344) with 13 walks and 5 HBP...Reached in 50 of his last 59 games from the start of that streak on 6/15 through the end of the season (55-for-215, .256, 29 BB, 7 HBP).
 - 🔴 Drove in the only runs of the game with a 3-run homer in the 7th at TB on 6/15 as Josh Beckett tossed a complete-game, 1-hit shutout.
 - 🔴 Tied career high for 4th time with 4 hits on 6/21 vs. SD (last 8/1/09 at BAL), going 4-for-5 with a double and an RBI.
 - 🔴 Named to the All-Star team by AL manager Ron Washington on 7/8, replacing NYY's Alex Rodriguez...Entered the game as a defensive replacement at 3rd and singled in his only at-bat.
 - 🔴 Launched a game-tying solo shot in the 6th inning of the Red Sox eventual 3-2, walk-off win on 8/2 vs. CLE... Was later ejected from that game by 1st base umpire Gerry Davis in the 8th inning.
 - 🔴 Placed on the 15-day disabled list on 8/18 with a low back strain...Appeared in 2 rehab games with Triple-A Pawtucket on 8/30-31 before being activated on 9/2.
 - 🔴 Put on the 60-day DL before the last game of the season (9/28) due to a sports hernia/left hip bursitis, making room on the 40-man roster for Clay Buchholz to be activated.
 - 🔴 After the season, underwent surgery to repair the sports hernia on 10/4.

2010: Limited to 102 games, his fewest since 2005 (44), after suffering a right thumb adductor muscle tear in early August and undergoing season-ending surgery.

- 🔴 Scored 77 runs in his 102 games, tied for the 2nd-most in the AL through his 8/2 season finale.
- 🔴 Finished tied for 10th in HBP with 10...Tied for 9th in the AL with 5 triples.
- 🔴 Hit .404 (36-for-89) against left-handed pitching, 2nd in the Majors among batters with at least 25 at-bats against southpaws, and paced that group with a .798 SLG pct. vs. left-handers...The last American Leaguer to slug at least .798 in a season against lefties (min. 25 AB) was Manny Ramirez in 2002 (.822).
- 🔴 Reached base safely in a club season-high 27 straight contests from 4/28-5/28...Marked the 3rd-longest, on-base streak of his career and the longest by a Red Sox since his career-high, 44-game run, 7/12-9/10/08.
- 🔴 Batted .319 (87-for-273) with 19 doubles, 16 homers and 50 RBI in 79 games from 5/1 through his last game of the season (8/2) and ranked 2nd in the Majors with a .428 OBP in that time.
- 🔴 Finished among AL July leaders in times on base (T-7th, 44), total bases (10th, 54), hits (T-11th, 32) and AVG (13th, .340).
- 🔴 Hit a 2-out RBI double to tie the game in the 9th inning and a walk-off sacrifice fly in the 11th to beat Texas, 3-2, on 7/17...Became the 1st Red Sox player to notch both a game-tying RBI in the 9th and a game-winning RBI in extra innings since David Ortiz on 8/16/05 at DET (solo homer in 9th, 3-run shot in 10th).
- 🔴 Left after the 2nd inning on 8/2 vs. CLE after jamming his thumb and was placed on the 15-day disabled list on 8/3...Underwent season-ending surgery on 8/6 to address a right thumb adductor muscle tear...The procedure was performed by Dr. Thomas Graham at the Cleveland Clinic...Transferred to the 60-day DL on 9/13 when Rich Hill was selected from Triple-A Pawtucket.

2009: Named Red Sox MVP by the Boston Chapter of the BBWAA and selected as an All-Star for the 2nd-straight year.

- 🔴 Placed 6th in American League MVP voting.
- 🔴 Finished among AL leaders in OBP (2nd, .413), OPS (2nd, .961), batting with RISP (4th, .362), hit by pitch (4th, 16), SLG (5th, .548) and day batting (9th, .329).
- 🔴 16 hit by pitch marked a career high...Was the highest total by a Red Sox batter since Kevin Millar's 17 in 2004.
- 🔴 Also set career highs with 7 stolen bases and 125 strikeouts.
- 🔴 Hit .381 (24-for-63) with runners in scoring position and 2 outs, the 4th-best mark in the league and highest by a Red Sox hitter since Scott Hatteberg (.409) and Nomar Garciaparra (.396) in 2000.
- 🔴 Had 4 multi-homer games for 2nd straight year...Tied for 3rd in AL behind only the Rangers Ian Kinsler (5) and Angels Kendry Morales (5).
- 🔴 Played 78 games at 1st base (77 GS), 63 at 3rd base (56 GS) and made 2 starts in left field...Appeared at both 1st and 3rd base in the same game on 9 occasions.
- 🔴 Combined to post a .992 fielding percentage (6 E/778 TC) while playing the 3 positions.
- 🔴 Tallied multiple hits in 7 of Boston's 1st 8 games (.500, 16-for-32) and batted at a .393 clip (35-for-89) through his 1st 25 games before landing on the DL in May.
- 🔴 Belted 2nd-career, walk-off homer on 4/24 vs. the Yankees, a solo shot off Damaso Marte in the 11th...Was the 1st Red Sox batter to hit an extra-inning, walk-off homer vs. NYY since Jim Gosger, 6/4/66 (16th inning).
- 🔴 Landed on the 15-day disabled list on 5/12 (retro to 5/5) with a left oblique strain...Played in 2 rehab games for Triple-A Pawtucket before being activated on 5/20.
- 🔴 Named to the AL All-Star team for the 2nd consecutive year...Finished 2nd in fan voting at 1st base with 3,069,906 votes, behind New York's Mark Teixeira (3,309,050)...Singled off Heath Bell in only at-bat, pinch-hitting for Jonathan Papelbon in the 8th inning of the 7/14 contest at Busch Stadium in St. Louis.
- 🔴 Reached base safely in 13 consecutive plate appearances from 7/31-8/2...Was the longest such streak in the Majors since SD's Brian Giles reached in 13 straight in June 2005.
- 🔴 Ejected in the 2nd inning on 8/11 vs. DET by home plate umpire Brian O'Nora for charging Tigers pitcher Rick Porcello after being hit by a pitch...Received a 5-game suspension for the incident, served 8/12-16.
- 🔴 Prior to the season, agreed to a 4-year contract with Boston with a club option for 2013.
- 🔴 In March, played in 6 games for the United States in the World Baseball Classic...Went 4-for-22 (.182) with 3 homers, 6 RBI and 9 runs.
- 🔴 On 12/29, was presented with the Dick Berardino Lowell Spinners Alumni Award, given annually to a Lowell Spinners alumnus who has displayed tremendous coachability, dedication, a passionate work ethic, determination and the heart to make it to the Major League level.

POSTSEASON: Started all 3 of the Red Sox ALDS games vs. LAA at 1st base.

2008: Earned 1st All-Star Selection and finished 3rd in AL MVP Voting after setting career highs in several offensive categories...Also was the AL recipient of the Hank Aaron Award.

☛ Placed 3rd in AL MVP voting...Received 201 points (2, 1st; 4, 2nd; 4, 3rd), trailing Dustin Pedroia (317 points) and Minnesota's Justin Morneau (257 points)...Joined Morneau as the only players named on all ballots.

☛ With Pedroia, became the 1st pair of Red Sox teammates to finish among the top 3 in MVP voting since Roger Clemens (1st) and Jim Rice (3rd) in 1986.

☛ Won the American League's Hank Aaron Award, voted on by the fans...Became the 3rd Red Sox player to earn the honor since its inception in 1999, joining David Ortiz (2005) and Manny Ramirez (2004).

☛ Received the Jackie Jensen Award for spirit and determination from the Boston Chapter of the BBWAA for the 2nd straight year.

☛ Led all AL qualifiers with an RBI every 4.68 at-bats...Also finished among AL leaders in SLG (3rd, .569), sac flies (T-3rd, 9), extra-base hits (4th, 76), RBI (4th, 115), OPS (4th, .958), HBP (T-5th, 12), batting (6th, .312), OBP (6th, .390), batting with RISP (6th, .374), batting vs. right-handers (6th, .318), day batting (7th, .344), doubles (T-7th, 43), total bases (8th, 306), multi-hit games (T-8th, 52) and home run ratio (10th, 18.55 AB per HR).

☛ Led the Sox in homers (29), RBI, SLG and OBP, and was 2nd in AVG, games (T-144), hits (168), doubles and total bases.

☛ Established career highs for AVG, hits, doubles, triples (passed in 2010), homers, RBI, SLG and total bases.

☛ Started 109 tilts at 1st base and 32 at 3rd base...Played 1st and 3rd base in the same game 19 times...Also appeared defensively twice in right field...Was 5th among AL 1st basemen with 87 assists.

☛ Ranked 5th among AL qualifiers with a .996 fielding percentage (4 E/1,014 TC) in 125 games at 1st base...Error on 6/7 was 1st at that position since 7/4/06 at TB, snapping a then-Major League record (since passed by Casey Kotchman but still an AL record) span of 238 errorless games and 2,002 total chances without an error at 1st base.

☛ Became just the 3rd modern Major Leaguer (since 1901) to bat over .300 with more than 100 RBI during a season in which he spent at least 30 games at both 1st and 3rd base...Joined Albert Pujols with St. Louis in 2001 and Al Rosen with Cleveland in 1954...Michael Young also did it with Texas in 2011.

☛ Tallied 2 homers in a game 4 times, tying Detroit's Miguel Cabrera and Chicago's Carlos Quentin for the 2nd-most, multi-homer games in the AL behind Cleveland's Grady Sizemore (5).

☛ Clubbed 23 homers while playing 1st base, most for a Sox at the position since Mo Vaughn's 36 in 1998.

☛ Collected 32 multi-RBI games, 3rd in the AL behind Texas' Josh Hamilton (40) and Minnesota's Justin Morneau (33).

☛ Had 3 game-winning homers in the 8th inning or later, including 1st-career, walk-off homer in the 13th inning off Mike Parisi on 6/22 vs. STL (2nd of the game)...Also had a 10th-inning shot on 6/14 at CIN and a 3-run long ball in the 8th on 8/12 vs. TEX (2nd of game).

☛ Connected for 6 homers in 7 games, 5/4-10...Had 62 RBI in final 61 games beginning 7/9 with 14 in 1st 6 tilts of that span.

☛ Connected for 1st career grand slam, 7/12 vs. BAL (off Radhames Liz)...Also had a career-high 6 RBI.

☛ Was on base via a hit, walk, or hit by pitch in 44 consecutive games from 7/12-9/10, the longest such streak in the Majors in 2008 and the longest by a Red Sox since Wade Boggs' 57 games from 5/27-7/31/85.

☛ Voted the starting 1st baseman for the AL in the All-Star Game on 7/15 at Yankee Stadium...Played the 1st 5 innings at 1st base, going 0-for-2 at the plate...Was the 7th Red Sox to start an All-Star Game at 1st base, joining Jimmie Foxx (1938, 40), Walt Dropo (1950), Mickey Vernon (1956), George Scott (1966), Mo Vaughn (1996) and David Ortiz (2006-07).

☛ Rated as having the best strike-zone judgement in the AL by a mid-season managers' poll conducted by *Baseball America*.

POSTSEASON: Batted .292 (14-for-48) with 2 homers and 7 RBI, appearing in all 11 of the Sox playoff games...Hit safely in 8 of those contests...Made 9 starts at 3rd base and 2 at 1st, handling 59 chances without an error...Went 4-for-18 (.222) with 1 RBI in 4 ALDS games against the Angels before batting .333 (10-for-30) with 2 roundtrippers and 6 RBI in the ALCS vs. TB...Had 3 hits in each of the 1st 2 ALCS contests, going 6-for-10 (.600).

2007: Won the American League Gold Glove at 1st base...Tallied a career-high 23-game hit streak from 5/5-6/1...Led the Sox with a .388 clip (19-for-49) in the postseason en route to a World Series title.

☛ Became 2nd Red Sox 1st baseman to earn a Gold Glove, joining 3-time recipient George Scott (1967-68, 1971) (Adrian Gonzalez joined the group in 2011).

☛ Posted a Major League-best 1.000 fielding percentage at 1st base (1,080 total chances)...Set an AL single-season record with 135 consecutive errorless contests at 1st base...Also became the 1st qualifying 1st baseman in AL history to compile a 1.000 fielding percentage and 2nd Major Leaguer to accomplish the feat (SD's Steve Garvey in 1984; also done by Casey Kotchman with Atlanta and Boston in 2009).

☛ Also ranked among AL 1st basemen in assists (4th, 90), total chances (6th), putouts (8th, 990) and double plays (8th, 101).

☛ Selected as the recipient of the Jackie Jensen Award for spirit and determination by the Boston BBWAA.

👉 Was hit by 15 pitches, 6th-most in the AL.

👉 Finished 2nd on the club in OBP (.390) and 3rd in walks (77), ranking 12th and 15th respectively among AL leaders...Tied for 3rd on the Sox in runs (85).

👉 Hit safely in a career-high 23 straight games from 5/5-6/1, tied for the 4th-longest streak in the Majors in 2007...Batted .426 (43-for-101) with 13 doubles, 6 homers, 21 RBI and 21 runs during the streak...Played in 21 games at 1st base during that span for the 2nd-longest streak ever by a Red Sox 1st baseman (George Burns, 23 in 1922)...Collected at least 2 hits in 17 of the 23 tilts...Had multi-hits in 9 straight contests from 5/20-29, tied with Jim Rice (1978) and Roy Johnson (1934) for the longest such streak by a Red Sox since at least 1919.

👉 Legged out 1st-career inside-the-park home run on 5/28 vs. CLE, the 1st by a Sox batter since Trot Nixon on 7/15/05 vs. the Yankees.

👉 Was a unanimous selection as the Red Sox Player of the Month for May, as voted on by the writers and broadcasters that travel with the club on a regular basis...Ranked among Major League leaders during the month in AVG (4th, .402), OBP (8th, .447) and doubles (T-1st, 13)...Hit safely in 25 of 26 May games, including each of his final 22, with 6 homers, 22 RBI and 23 runs scored.

👉 Out of the lineup for 5 straight games from 7/4-8 with tightness in his left quad...Sat out 7 games with a bruised right wrist after being hit with a Chien-Ming Wang pitch on 9/15 vs. NYY.

POSTSEASON: Posted a team-best .388 mark (19-for-49) with 4 homers and 10 RBI while playing in all 14 of the Sox playoff games...Was the 5th-highest AVG ever for a Red Sox player in a single postseason...Scored 16 runs, matching the most ever for a Red Sox and tied for the 4th-most hits...Hit safely in 10 of the 1st 11 playoff games and was hitting .442 (19-43) through his 1st at-bat in the 5th inning of Game 1 of the World Series on 10/24 at Fenway Park...Went hitless in final 6 at-bats...Started 1st 12 games at 1st base and was a defensive replacement for David Ortiz in Games 3 and 4 of the World Series at COL...Began the playoffs with a 1st-inning, go-ahead solo home run off John Lackey in Game 1 of the ALDS vs. LAA on 10/3...Hit safely in all 7 ALCS games against CLE at .500 (14-for-28) with 3 homers and 7 RBI...Tied Hideki Matsui and Albert Pujols (both 2004) for the most hits ever in an LCS and set an ALCS record with 10 runs...Set ALCS 7-game series marks for highest AVG (.500), OBP (.576) and SLG (.929)...Homered in Games 4, 5, and 7...Drove in 3 runs in Game 5 on 10/18 at CLE and had 3 hits in each of final 2 LCS contests on 10/20-21 at Fenway Park.

2006: In 1st full season in the Majors, ranked among AL leaders in walks (7th, 91), doubles (8th, 42) and times on base (10th, 259).

👉 Was 2nd on the Red Sox in runs (career-high 100) and doubles, and 3rd in walks and at-bats (569).

👉 Tied for the Major League lead with 11 sac flies, 1 shy of the club record shared by Jackie Jensen (1955 and 1959) and Jimmy Piersall (1956).

👉 Led the AL, seeing 4.42 pitches per plate appearance.

👉 With runners in scoring position and 2 out, tallied the 4th-best OBP (.524) and tied for 8th-best AVG (.375) in the AL.

👉 Posted a .385 OBP in 95 games as Boston's leadoff hitter, the Majors 2nd-best figure in that spot to Toronto's Reed Johnson (.391).

👉 Homered 4 times to lead off the game, tied for 3rd-most leadoff homers in a single season in club history and most since Nomar Garciaparra's 7 in 1997.

👉 Started 117 games at 1st, 17 in left and 10 at 3rd...Made Big League outfield debut in left on 5/27 and started 15 games at that position after 8/26 when Manny Ramirez was sidelined by knee problems.

👉 Ranked 4th among AL 1st basemen with a .995 fielding percentage (5 E/1,110 TC) and 5th with 70 assists.

2005: Split the year between Boston and Triple-A Pawtucket, appearing in 44 games over 5 stints with the Red Sox and 43 games with the PawSox.

👉 On Red Sox Opening Day roster for 1st time but optioned to Triple-A Pawtucket on 4/13 when Curt Schilling was activated from the 15-day DL...Also with the Big League club from 4/30-7/10, 7/18-20, 8/8-16 and 8/31 through the rest of the year.

👉 With Boston, made 24 appearances (14 GS) at 3rd base while also playing 9 games (5 GS) at 1st base and 2 games (1 start) at 2nd...Handled 89 errorless chances at the 3 positions.

👉 Made 1st Major League appearance at 1st base on 5/13 at SEA and 1st start on 5/16 at OAK...2005 marked only year in pro career with appearances at 2nd base, also making 2 starts at the position with the PawSox.

👉 Fractured tip of the right ring finger fielding a ground ball on 9/18 and did not play again until 10/2.

2004: Made Major League debut and named the Red Sox Rookie of the Year by the Boston Chapter of the BBWAA.

👉 Ranked among AL rookie leaders in OBP (2nd, .367), walks (T-2nd, 33), AVG (4th, .260), RBI (4th, 35), SLG (4th, .413) and runs (4th, 38).

👉 Recalled from Triple-A Pawtucket on 5/15 and started 54 games at 3rd base over 2 stints with the Sox.

♣ Made Major League debut on 5/15 in a start at 3rd base at TOR...Homered off Pat Hentgen in the 4th inning for 1st Big League hit, the 7th player in club history to homer in 1st ML game, 1st since Sam Horn on 7/25/87 at SEA... Also the 1st Sox to homer for his 1st Major League hit since Creighton Gubanich's grand slam on 5/3/99 at OAK.

♣ Named AL Rookie of the Month for May, batting .318 (14-for-44) with 1 homer, 7 RBI and 15 runs in 13 tilts.

♣ Placed on the 15-day disabled list on 8/17 (retro to 8/16) with a bone bruise in his right ankle...Had a 2-game rehab stint with Short-A Lowell before being reinstated on 9/1.

POSTSEASON: On Boston's roster for the ALDS vs. ANA and World Series vs. STL...Went 0-for-2 in Game 2 of the ALDS on 10/6 at ANA, his only postseason action.

2003: Spent the majority of the season with Double-A Portland and led the Eastern League with a .487 OBP.

♣ Also finished 3rd in the EL with a .327 AVG (102-for-312) and 4th with 86 walks.

♣ Reached base safely in 92 of 94 games with the Sea Dogs.

♣ Selected to play in All-Star Futures Game, 7/13 at U.S. Cellular Field and the Eastern League All-Star Game.

♣ Reached base safely in 71 straight games between Portland and Pawtucket from 5/19-8/4, the longest streak in pro baseball since Kevin Millar reached in 71 straight tilts over parts of 3 seasons in the Marlins chain from 1997-99...Streak included last 62 games with Portland and 9 contests with the PawSox after 7/29 promotion.

♣ Selected to the Red Sox 40-man roster on 11/20.

2002: Named Double-A Trenton's Player of the Year and ranked 5th overall in minor league baseball with a .436 OBP with Trenton and Single-A Augusta and Sarasota.

♣ Combined for a .310 AVG (149-for-481), 84 runs, 149 hits and 80 RBI over the 3 stops, ranking 2nd among Red Sox minor leaguers in those categories.

♣ Played for Scottsdale in the Arizona Fall League.

2001: In professional debut, earned team Player of the Year honors at Short-A Lowell.

♣ Led the New York-Penn League with a .512 OBP, 52 runs (T-1st) and 70 walks...Placed 6th in hitting at .317 (58-for-183).

♣ Reached safely in 58 of his 59 games at Lowell, including final 49 contests.

♣ Promoted to Single-A Augusta on 8/28...Appeared in 5 games before playing in Fall Instructional League.

PERSONAL

♣ Was a member of the 1994 AAU National Championship squad.

♣ Graduated from Cincinnati's Sycamore High School in 1997.

♣ Attended the University of Cincinnati where he was a 2-time All American (2000 and 2001) and earned All-Conference USA honors from 1999-2001...At the end of college career, was the Bearcats all-time leader with 53 homers, 279 runs, 206 walks and a .499 OBP and had the 2nd-highest AVG at .366...Hit .405 with 18 homers, 61 RBI and 81 runs scored as a senior in 2001...Named to the Conference USA All-Decade team in 2004.

♣ Played for Bourne of the Cape Cod League in 2000...Selected to the CCBL All-Star Team as a third baseman.

IN THE COMMUNITY

Kevin founded Youk's Kids in 2007 (www.youkskids.org)...The foundation's mission is to create a community of support, increase awareness and advocate for the health and well-being of children...Youk's Kids actively supports: Athletes for Heroes, a Youk's Kids program that brings together pro athletes from each of New England's sports teams to support the children of fallen or severely injured firefighters, police officers, military men and women as well as courageous citizens who risk their life to save another's; The Italian Home for Children, which provides ongoing support and outreach services to emotionally disturbed children as they reintegrate into the community; and Josh Cares, an organization in his hometown that provides surrogates to critically-ill children being cared for at Cincinnati Children's Hospital Medical Center...He is extremely active with Youk's Kids and has hosted numerous fundraising events for the foundation, including the 2nd Annual Not Your Average Idol this past January to benefit Athletes for Heroes...Began a ticket program in 2006, "Youk's Kids," enabling children from area non-profit organizations to attend games...The kids also met Kevin before batting practice...Prior to the 2011 season, donated a baseball scholarship to his alma mater, the University of Cincinnati...Was the Red Sox nominee for the Roberto Clemente Award in 2008 and 2009...Continues to be a Red Sox leader in community appearances, including participating in the Days of Service event in Fort Myers, volunteering at a center for at-risk girls, and on-field photo day at Fenway Park in 2011...Meets Jimmy Fund patients visiting Fenway Park, Spring Training and various road cities...Supports the Make-A-Wish Foundation and other local wish granting organizations...Makes appearances at Red Sox Foundation fundraising events, including the Welcome Home Party, Picnic in the Park and Dancing with the New Stars...Participates in the Red Sox Destinations program...Has received several accolades for work in the community, including BoSox Club's Man of the Year and Joslin Diabetes Center Honoree in 2007, and Good Sports "Good Sport in Sport" Award and Christopher's Haven Honoree in 2008.

KEVIN YOUKILIS' CAREER RECORD

YEAR	CLUB	AVG.	G	AB	R	H	2B	3B	HR	RBI	SH	SF	HB	BB	SO	SB	CS	E
2001	Lowell	.317	59	183	52	58	14	2	3	28	0	2	5	70	28	4	3	12
	Augusta	.167	5	12	0	2	0	0	0	0	0	1	3	3	0	0	0	
2002	Augusta	.283	15	53	5	15	5	0	0	6	0	0	1	13	8	0	0	4
	Sarasota	.295	76	268	45	79	16	0	3	48	0	7	15	49	37	0	2	12
	Trenton	.344	44	160	34	55	10	0	5	26	0	1	5	31	18	5	4	11
2003	Portland	.327	94	312	74	102	23	1	6	37	0	4	15	86	40	7	0	20
	Pawtucket	.165	32	109	9	18	3	0	2	15	0	2	3	18	21	0	1	4
2004	Pawtucket	.266	38	154	25	41	12	0	3	18	1	2	2	19	28	2	0	5
	Lowell	.750	2	4	1	3	1	1	0	0	0	0	1	2	0	0	0	0
	BOSTON	.260	72	208	38	54	11	0	7	35	0	3	4	33	45	0	1	5
2005	Pawtucket	.322	43	152	30	49	15	1	8	27	0	2	5	35	29	1	2	5
	BOSTON	.278	44	79	11	22	7	0	1	9	0	0	2	14	19	0	1	0
2006	BOSTON	.279	147	569	100	159	42	2	13	72	0	11	9	91	120	5	2	8
2007	BOSTON	.288	145	528	85	152	35	2	16	83	0	5	15	77	105	4	2	3
2008	BOSTON	.312	145	538	91	168	43	4	29	115	0	9	12	62	108	3	5	7
2009	Pawtucket	.000	2	6	0	0	0	0	0	0	0	0	1	2	0	0	0	0
	BOSTON	.305	136	491	99	150	36	1	27	94	0	4	16	77	125	7	2	6
2010	BOSTON	.307	102	362	77	111	26	5	19	62	0	5	10	58	67	4	1	3
2011	Pawtucket	.250	2	8	2	2	0	0	1	1	0	0	0	1	0	0	0	0
	BOSTON	.258	120	431	68	111	32	2	17	80	0	4	14	68	100	3	0	9
Major League Totals		.289	911	3206	569	927	232	16	129	550	0	41	82	480	689	26	14	41
Minor League Totals		.298	412	1421	277	424	99	5	31	206	1	20	53	328	214	19	12	73
Red Sox Totals		.289	911	3206	569	927	232	16	129	550	0	41	82	480	689	26	14	41

2001 Signed by the Boston Red Sox as an eighth-round selection in the First-Year Player Draft

ADDITIONAL BATTING STATISTICS

YEAR	CLUB	OBP	SLG	OPS	TB	GDP
2004	BOSTON	.367	.413	.780	86	1
2005	BOSTON	.400	.405	.805	32	0
2006	BOSTON	.381	.429	.810	244	12
2007	BOSTON	.390	.453	.843	239	9
2008	BOSTON	.390	.569	.958	306	11
2009	BOSTON	.413	.548	.961	269	9
2010	BOSTON	.411	.564	.975	204	4
2011	BOSTON	.373	.459	.833	198	14
Major League Totals		.391	.492	.883	1578	60

DIVISION SERIES RECORD

YEAR	CLUB	AVG.	G	AB	R	H	2B	3B	HR	RBI	SH	SF	HB	BB	SO	SB	CS	E
2004	BOS vs. ANA	.000	1	2	0	0	0	0	0	0	0	0	0	0	1	0	0	0
2007	BOS vs. LAA	.250	3	12	3	3	1	0	1	2	0	1	0	1	4	0	0	0
2008	BOS vs. LAA	.222	4	18	2	4	1	0	0	1	0	0	0	2	3	0	0	0
2009	BOS vs. LAA	.083	3	12	0	1	1	0	0	0	0	0	0	0	2	0	0	1
Division Series Totals		.182	11	44	5	8	3	0	1	3	0	1	0	3	10	0	0	1

LEAGUE CHAMPIONSHIP SERIES RECORD

YEAR	CLUB	AVG.	G	AB	R	H	2B	3B	HR	RBI	SH	SF	HB	BB	SO	SB	CS	E
2007	BOS vs. CLE	.500	7	28	10	14	1	1	3	7	0	0	0	5	3	0	0	1
2008	BOS vs. TB	.333	7	30	4	10	3	0	2	6	0	0	0	2	4	0	0	0
LCS Totals		.414	14	58	14	24	4	1	5	13	0	0	0	7	7	0	0	1

WORLD SERIES RECORD

YEAR	CLUB	AVG.	G	AB	R	H	2B	3B	HR	RBI	SH	SF	HB	BB	SO	SB	CS	E
2007	BOS vs. COL	.222	4	9	3	2	2	0	0	1	0	0	0	3	1	0	0	0

ALL-STAR GAME RECORD

YEAR	CLUB	AVG.	G	AB	R	H	2B	3B	HR	RBI	SH	SF	HB	BB	SO	SB	CS	E
2008	AL at NYY	.000	1	2	0	0	0	0	0	0	0	0	0	0	1	0	0	0
2009	AL at STL	1.000	1	1	0	1	0	0	0	0	0	0	0	0	0	0	0	0
2011	AL at ARI	1.000	1	1	0	1	0	0	0	0	0	0	0	0	0	0	0	0
All-Star Game Totals		.500	3	4	0	2	0	0	0	0	0	0	0	0	1	0	0	0

WORLD BASEBALL CLASSIC RECORD

YEAR	CLUB	AVG.	G	AB	R	H	2B	3B	HR	RBI	SH	SF	HB	BB	SO	SB	CS	E
2009	USA	.182	6	22	9	4	0	0	3	6	0	0	0	6	3	0	0	0

CAREER FIELDING RECORD

YEAR	CLUB	POS	PCT.	G	GS	PO	A	E	TC	DP
2004	BOSTON	3B	.968	65	54	47	106	5	158	7
2005	BOSTON	1B	1.000	9	5	48	0	0	48	4
		2B	1.000	2	1	0	2	0	2	0
		3B	1.000	24	14	10	29	0	39	3
2006	BOSTON	1B	.995	127	117	1035	70	5	1110	110
		3B	.927	16	10	11	27	3	41	1
		OF	1.000	18	17	36	3	0	39	0
2007	BOSTON	1B	1.000	135	124	990	90	0	1080	101
		3B	.921	13	12	5	30	3	38	4
2008	BOSTON	1B	.996	125	109	923	87	4	1014	92
		3B	.969	36	32	23	70	3	96	5
		OF	1.000	2	0	3	0	0	3	0
2009	BOSTON	1B	.998	78	77	565	52	1	618	56
		3B	.974	63	56	52	99	4	155	5
		OF	.800	2	2	3	1	1	5	0
2010	BOSTON	1B	.997	101	97	809	72	3	884	66
		3B	1.000	2	2	3	5	0	8	0
2011	BOSTON	1B	1.000	6	5	37	5	0	42	2
		3B	.967	112	111	87	177	9	273	15
		Career Totals	2B	1.000	2	1	0	2	0	2
		1B	.997	581	534	4407	376	13	4796	431
		OF	.979	22	19	42	4	1	47	0
		3B	.967	331	291	238	543	27	808	40

CAREER SINGLE-GAME HIGHS

HITS	4, 4 times, last 6/21/11 vs. SD
DOUBLES	3, 8/13/08 vs. TEX
HOME RUNS	2, 9 times, last 9/28/09 vs. TOR
RBI	6, 2 times, last 8/22/09 vs. NYY
RUNS SCORED	4, 3 times, last 5/8/11 vs. MIN
WALKS	5, 5/15/10 at DET
STRIKEOUTS	4, 2 times, last 7/29/09 vs. OAK
STOLEN BASES	1, 26 times, last 7/31/11 at CWS
HITTING STREAK	23, 5/5/07-6/1/07
EJECTIONS (3)	8/17/07 vs. LAA (G2) (HP, B. Runge) 8/11/09 vs. DET (HP, B. O'Nora) 8/2/11 vs. CLE (1B G. Davis)

HOME RUN NOTES

MULTI-HOME RUN GAMES (9)
2-HOME RUN GAMES (9)
Last: 9/28/09 vs. TOR
LEADOFF HOME RUNS (4)
Last: 7/2/06 at FLA off Josh Johnson
GRAND SLAMS (1)
Last: 7/12/08 vs. BAL off Radhames Liz
PINCH-HIT HOME RUNS (0)
EXTRA-INNING HOME RUNS (3)
Last: 4/24/09 vs. NYY off Damaso Marte
GAME-ENDING HOME RUNS (2)
Last: 4/24/09 vs. NYY off Damaso Marte
INSIDE-THE-PARK HOME RUNS (1)
Last: 5/28/07 vs. CLE off Roberto Hernandez

2012 BOSTON RED SOX ROSTER

NUMERICAL

2-Jacoby Ellsbury, CF
 3-Mike Aviles, INF
 5-Nick Punto, INF
 7-Cody Ross, OF
 10-Kelly Shoppach, C
 11-Clay Buchholz, RHP
 12-Ryan Sweeney, OF
 13-Carl Crawford, LF
 15-Dustin Pedroia, 2B
 16-Jason Repko, OF*
 17-Tim Lincecum, Bench Coach
 18-Daisuke Matsuzaka, RHP
 19-Josh Beckett, RHP
 20-Kevin Youkilis, 3B
 22-Bob McClure, Pitching Coach
 23-Carlos Silva, RHP*
 25-Bobby Valentine, Manager
 28-Adrian Gonzalez, 1B
 29-Dave Magadan, Hitting Coach
 30-Andrew Miller, LHP
 31-Jon Lester, LHP
 32-Matt Albers, RHP
 34-David Ortiz, 1B/DH
 35-Aaron Cook, RHP*
 36-Alex Ochoa, First Base Coach
 37-Mark Melancon, RHP
 39-Jarrod Saltalamacchia, C
 40-Andrew Bailey, RHP
 41-John Lackey, RHP**
 43-Jerry Royster, Third Base Coach
 44-Vicente Padilla, RHP*
 46-Franklin Morales, LHP
 47-Ross Ohlendorf, RHP*
 48-Scott Atchison, RHP*
 50-Justin Germano, RHP*
 51-Daniel Bard, RHP
 52-Bobby Jenks, RHP**
 53-Rich Hill, LHP
 54-Darnell McDonald, OF
 55-Ryan Kalish, OF
 56-Brandon Duckworth, RHP*
 57-Gary Tuck, Bullpen Coach
 58-Jesse Carlson, LHP*
 59-Clayton Mortensen, RHP
 60-Ryan Lavarnway, C
 61-Felix Doubront, LHP
 62-Lars Anderson, INF
 63-Junichi Tazawa, RHP
 64-Michael Bowden, RHP
 66-Chris Carpenter, RHP
 67-Tony Pena Jr., RHP*
 68-Randy Niemann, Assistant Pitching Coach
 70-Doug Mathis, RHP*
 71-Nate Spears, INF*
 73-Josh Kroeger, OF*
 74-Stolmy Pimentel, RHP
 75-Max St. Pierre, C*
 76-Jose Iglesias, INF
 77-Pedro Ciriaco, SS*
 78-Justin Thomas, LHP*
 79-Will Inman, RHP*
 80-Chorye Spooone, RHP*
 81-Daniel Butler, C*
 82-Alex Hassan, OF*
 83-Will Middlebrooks, 3B
 84-Oscar Tejeda, 2B
 85-Che-Hsuan Lin, OF
 86-Juan Carlos Linares, OF*
 87-Drake Britton, LHP
 89-Alex Wilson, RHP*
 91-Alfredo Aceves, RHP
 92-Luis Exposito, C

*Non-Roster Invitee

**60-day DL

ALPHABETICAL

91-Alfredo Aceves, RHP
 32-Matt Albers, RHP
 62-Lars Anderson, INF
 48-Scott Atchison, RHP*
 3-Mike Aviles, INF
 40-Andrew Bailey, RHP
 51-Daniel Bard, RHP
 19-Josh Beckett, RHP
 17-Tim Bogar, Bench Coach
 64-Michael Bowden, RHP
 87-Drake Britton, LHP
 11-Clay Buchholz, RHP
 81-Daniel Butler, C*
 58-Jesse Carlson, LHP*
 66-Chris Carpenter, RHP
 77-Pedro Ciriaco, SS*
 35-Aaron Cook, RHP*
 13-Carl Crawford, LF
 61-Felix Doubront, LHP
 56-Brandon Duckworth, RHP*
 2-Jacoby Ellsbury, CF
 92-Luis Exposito
 50-Justin Germano, RHP*
 28-Adrian Gonzalez, 1B
 82-Alex Hassan, OF*
 53-Rich Hill, LHP
 76-Jose Iglesias, INF
 79-Will Inman, RHP*
 52-Bobby Jenks, RHP**
 55-Ryan Kalish, OF
 73-Josh Kroeger, OF*
 41-John Lackey, RHP**
 60-Ryan Lavarnway, C
 31-Jon Lester, LHP
 85-Che-Hsuan Lin, OF
 86-Juan Carlos Linares, OF*
 29-Dave Magadan, Hitting Coach
 70-Doug Mathis, RHP*
 18-Daisuke Matsuzaka, RHP
 22-Bob McClure, Pitching Coach
 54-Darnell McDonald, OF
 37-Mark Melancon, RHP
 83-Will Middlebrooks, 3B
 30-Andrew Miller, LHP
 46-Franklin Morales, LHP
 59-Clayton Mortensen, RHP
 68-Randy Niemann, Assistant Pitching Coach
 36-Alex Ochoa, First Base Coach
 47-Ross Ohlendorf, RHP*
 34-David Ortiz, 1B/DH
 44-Vicente Padilla, RHP*
 15-Dustin Pedroia, 2B
 67-Tony Pena Jr., RHP*
 74-Stolmy Pimentel, RHP
 5-Nick Punto, INF
 16-Jason Repko, OF*
 7-Cody Ross, OF
 43-Jerry Royster, Third Base Coach
 39-Jarrod Saltalamacchia, C
 10-Kelly Shoppach, C
 23-Carlos Silva, RHP*
 71-Nate Spears, INF*
 80-Chorye Spooone, RHP*
 75-Max St. Pierre, C*
 12-Ryan Sweeney, OF
 63-Junichi Tazawa, RHP
 84-Oscar Tejeda, 2B
 78-Justin Thomas, LHP*
 57-Gary Tuck, Bullpen Coach
 25-Bobby Valentine, Manager
 89-Alex Wilson, RHP*
 20-Kevin Youkilis, 3B

(Roster as of February 25, 2012)

2012 RED SOX ROSTER

COACHING STAFF: Bobby Valentine (25), Manager; Tim Bogar (17), Bench Coach; Bob McClure (22), Pitching Coach; Dave Magadan (29), Hitting Coach; Alex Orchoa (36), First Base Coach; Jerry Royster (43), Third Base Coach; Gary Tuck (57), Bullpen Coach; Randy Nienann (68), Assistant Pitching Coach

No.	PITCHERS (21)	B	T	HT	WT	Born	Birthplace	2011 Club	W-L	ERA	G	GS	CG	SV	IP	H	R	ER	BB	SO
31	Aceves, Alfredo	L	R	6-3	220	12/08/82	San Luis Rio Colorado, MX	Pawtucket (AAA)	0-1	5.63	2	2	0	0	8.0	6	6	5	4	6
32	Albers, Matt	L	R	6-0	225	12/08/83	Houston, TX	Pawtucket (AAA)	10-2	2.61	55	4	0	0	114.0	84	37	33	42	80
40	Bailey, Andrew	R	R	6-3	240	5/31/84	Voorhees, NJ	Boston	4-4	4.73	56	0	0	0	64.2	62	35	34	31	68
51	Barb, Daniel	R	R	6-4	200	6/25/85	Houston, TX	Sacramento (AAA)	0-0	0.00	4	0	0	0	4.0	3	0	0	1	3
51	Becker, Josh	R	R	6-5	225	5/15/80	Spring, TX	Oakland	0-4	3.24	42	0	0	0	24	41.2	34	18	15	12
64	Bowden, Michael	R	R	6-3	215	9/18/86	Wilmington, IL	Boston	2-9	3.33	70	0	0	1	73.0	46	29	27	24	74
64	Bowden, Michael	R	R	6-3	215	9/18/86	Wilmington, IL	Pawtucket (AAA)	13-7	2.89	30	30	1	0	193.0	146	65	62	52	175
87	Britton, Drake	L	L	6-2	200	5/22/89	Waco, TX	Boston	6-4	3.66	31	16	0	0	105.2	84	43	43	37	7
87	Britton, Drake	L	L	6-2	200	5/22/89	Waco, TX	Boston	1-13	6.91	24	16	0	0	97.1	71	8	75	55	89
11	Burchholz, Clay	L	R	6-3	190	8/14/84	Nederland, TX	Boston	6-3	3.38	14	14	0	0	87.2	76	34	32	31	60
66	Carpenter, Chris	R	R	6-4	220	12/26/85	Bryan, OH	Iowa (AAA)	2-3	6.53	22	0	0	1	30.1	32	25	22	23	28
61	Doubtront, Felix	L	L	6-2	165	10/23/87	Carabobo, VZ	Tennessee (AAA)	1-1	4.38	10	0	0	1	12.1	10	6	4	6	6
61	Doubtront, Felix	L	L	6-2	165	10/23/87	Carabobo, VZ	CHICAGO (NL)	0-0	2.79	10	0	0	0	9.2	12	3	3	7	8
53	Hill, Rich	L	L	6-5	220	3/11/80	Boston, MA	Portland (AAA)	1-0	1.80	1	1	0	0	5.0	4	1	1	0	9
52	*Jenks, Bobby	R	R	6-4	275	3/14/81	Mission Hills, CA	Pawtucket (AAA)	2-5	4.22	18	16	0	0	70.1	65	37	33	26	61
41	*Lackey, John	R	R	6-6	245	10/23/78	Ablene, TX	Boston	0-0	6.10	11	0	0	1	10.1	12	7	7	8	6
31	Lester, Jon	L	L	6-4	240	1/7/84	Tacoma, WA	Pawtucket (AAA)	1-0	1.13	10	0	0	0	16.0	8	3	2	5	18
18	Masvuka, Datsuke	R	R	6-0	185	9/13/80	Tokyo, JP	Boston	0-0	0.00	9	0	0	0	8.0	3	0	0	3	12
30	Meaton, Mark	R	R	6-2	215	3/28/85	Wheat Ridge, CO	Houston	0-0	0.00	1	1	0	0	1.0	1	0	0	1	2
30	Miller, Andrew	L	L	6-7	210	5/21/85	Gainesville, FL	Pawtucket (AAA)	0-0	4.50	2	2	0	0	2.0	2	1	1	1	3
46	Morales, Franklin	L	L	6-0	210	1/24/86	San Juan de los Morros, VZ	Boston	2-2	6.32	19	0	0	2	15.2	22	12	11	13	17
59	Mortensen, Clayton	R	R	6-4	185	4/10/85	Rexburg, ID	Pawtucket (AAA)	12	1.59	28	28	0	0	5.2	3	119	114	56	108
74	Pimentel, Stolmy	R	R	6-3	165	2/1/90	San Cristobal, DR	Boston	15-9	9.47	38	31	0	0	191.0	202	77	71	23	182
63	Tazawa, Junichi	R	R	5-11	180	6/6/86	Yokohama, JP	Boston	3-3	5.30	8	7	0	0	37.1	32	24	23	23	26
46	Morales, Franklin	L	L	6-0	210	1/24/86	San Juan de los Morros, VZ	Houston	8-4	2.18	71	0	0	20	74.1	65	28	23	26	66
59	Mortensen, Clayton	R	R	6-4	185	4/10/85	Rexburg, ID	Pawtucket (AAA)	3-3	2.47	13	12	0	0	65.2	42	22	18	35	61
74	Pimentel, Stolmy	R	R	6-3	165	2/1/90	San Cristobal, DR	COLORADO	6-3	5.54	17	12	0	0	65.0	77	43	40	41	50
63	Tazawa, Junichi	R	R	5-11	180	6/6/86	Yokohama, JP	COLORADO	0-1	3.86	14	0	0	0	14.0	10	6	6	8	11
39	Saltalamachia, Jarrod	S	R	6-4	235	5/2/85	West Palm Beach, FL	Boston	1-1	3.62	36	0	0	0	32.1	30	15	13	11	31
10	Shoppach, Kelly	R	R	6-0	220	4/29/80	Fort Worth, TX	Colorado Springs (AAA)	2-8	9.42	15	15	0	0	64.0	104	71	67	29	54
62	Anderson, Luis	L	L	6-4	215	9/25/87	Oakland, CA	Pawtucket (AAA)	2-4	3.86	16	6	0	0	58.1	55	30	25	24	30
3	Aviles, Mike	R	R	5-10	205	3/13/81	New York, NY	Salem (A)	0-9	4.53	11	10	0	0	51.2	50	29	26	16	35
28	Gonzalez, Adrian	L	L	6-2	225	5/8/82	San Diego, CA	Portland (AAA)	0-1	6.05	6	6	0	0	19.1	20	13	13	6	13
76	Iglesias, Jose	R	R	5-11	175	1/5/90	Havana, CU	Portland (AAA)	3-2	4.70	8	2	0	0	23.0	20	12	12	7	23
83	Middlebrooks, Will	R	R	6-4	200	9/9/88	Greenville, TX	Pawtucket (AAA)	0-0	2.01	3	0	0	0	13.0	7	4	4	3	13
34	Ortiz, David	L	L	6-4	230	11/18/75	Santo Domingo, DR	Boston	0-0	6.0	3	0	0	0	3.0	3	2	2	1	3
15	Pedroia, Dustin	R	R	5-9	180	8/17/83	Woodland, CA	Omaha (AAA)	2-2	6.0	5	2	0	0	0	0	0	0	0	3
5	Punto, Nick	S	R	5-9	190	11/8/77	San Diego, CA	KANSAS CITY	307	35	140	21	43	8	2	9	25	6	17	6
								Omaha (AAA)	272	58	185	14	31	11	3	5	3	9	17	10
								KANSAS CITY	212	51	141	11	3	5	3	8	4	7	10	4
								Boston	338	159	630	108	213	45	3	27	119	71	119	1
								Pawtucket (AAA)	235	101	357	35	82	9	0	1	31	21	58	12
								Boston	333	10	357	3	3	0	0	0	0	0	2	0
								Lowell (A)	333	4	12	4	4	1	0	3	6	2	1	1
								Portland (AAA)	302	96	371	54	112	25	1	18	80	21	95	6
								Pawtucket (AAA)	161	16	56	4	9	0	0	2	8	3	18	3
								Boston	309	146	525	84	162	40	1	29	96	78	83	1
								Woodland, CA	307	159	635	102	195	37	3	21	91	86	85	26
								Springfield (AAA)	333	7	24	3	8	1	0	2	2	2	3	1

2012 RED SOX ROSTER, CONTINUED

[illegible]



NATIONAL BASEBALL HALL OF FAME AND MUSEUM

25 Main Street, Cooperstown, New York 13326

Phone: (607) 547-7200 Fax: (607) 547-2044

Public Relations: (607) 547-0215

e-mail address: info@baseballhall.org

Web site: baseballhall.org

Summer Hours: Memorial Day Weekend - Labor Day Weekend: 9 a.m. to 9 p.m.

Regular Hours: 9 a.m. to 5 p.m.

Holiday Closings: Thanksgiving Day, Christmas Day, and New Year's Day.

DIRECTORY: Jane Forbes Clark (Chairman), Joe Morgan (Vice Chairman), Jeff Idelson (President), Bill Haase (Senior Vice President), Sean Gahagan (Vice President, Retail Merchandising & Licensing), Erik Strohl (Senior Director of Exhibitions and Collections), Ken Meifert (Senior Director, Development), Brad Horn (Senior Director, Communications & Education), Jim Gates (Librarian), Tim Wiles (Research Director)

COMMUNICATIONS CONTACTS: Craig Muder (Comm. Director), Jackie Brown (Comm. Associate)

HALL OF FAME WEEKEND 2012: July 20-23

Inductees: Barry Larkin and Ron Santo

Awards: Sat. July 21, Doubleday Field

Induction: Sun. July 22, 1:30 p.m. ET, Clark Sports Center

HALL OF FAME CLASSIC 2012: June 15-17

Golf tournament & other events all weekend

Game: Sat. June 16, 2 p.m., Doubleday Field;

For more information, visit baseballhall.org

RED SOX IN THE HALL OF FAME

A total of 42 former players, managers and executives in the Hall of Fame spent some or part of their professional careers with the Boston Red Sox, including 2010 BBWAA Inductee Andre Dawson, who played two seasons with the Red Sox. Ten of the other 41 men spent a majority of their careers with the Red Sox including: Wade Boggs, Jimmy Collins, Joe Cronin, Bobby Doerr, Harry Hooper, Jim Rice, Ted Williams, Carl Yastrzemski, Cy Young and Thomas Yawkey. For a complete list of Boston Red Sox in the Hall of Fame, visit the "Hall of Famers" team pages at www.baseballhall.org.

2007 BOSTON RED SOX WORLD SERIES ARTIFACTS IN THE HALL OF FAME

- Cap worn by Series Most Valuable Player Mike Lowell.
- Cap worn by Game Four winning pitcher Jon Lester.
- Jacoby Ellsbury's bat from Game Three, when he hit two doubles in one inning.
- Spikes worn by Daisuke Matsuzaka, winning pitcher in Game Three.

NOTABLE RED SOX ARTIFACTS IN COOPERSTOWN

- Two May 20, 2011 tickets, the first time the Cubs visited Fenway since the 1918 Series.
- Ball hit by Marco Scutaro for the first hit at Target Field on April 12, 2010.
- Spikes worn by Boston's David Ortiz, new HR record for a DH, Sept. 15, 2009.
- Helmet from Manny Ramirez 500th home run on May 31, 2008.
- Ball signed by Kevin Youkilis from his record-setting 194th consecutive errorless game at first base on April 2, 2008.
- Spikes from Jon Lester and a ball and ticket from his no-hitter on May 19, 2008.
- Ball and cap from Clay Buchholz's no-hitter on Sept. 1, 2007.
- Bat used in Game Four by 2004 Series MVP Manny Ramirez, to tie the postseason record for longest hitting streak at 17.
- Custom-made spikes worn by Curt Schilling during Game Two of the 2004 World Series, during which his ankle was sutured to protect a torn sheath around his Achilles' tendon – and his blood-soaked sock from the same game.
- Home jersey and batting gloves worn by 1997 A.L. Rookie of the Year Nomar Garciaparra.
- Bat used by Wade Boggs during the 1988 season, his sixth consecutive season of 200-plus hits.
- Glove, cap, ball and spikes from Roger Clemens' 20-strikeout game on April 29, 1986.
- Carl Yastrzemski's jersey from Sept. 12, 1979, when he achieved his 3,000th hit.
- Triple Crown Award won by Carl Yastrzemski in 1967; led the A.L. in batting .326 with 44 home runs and 121 RBI.
- Bat and ball used to register Ted Williams' 500th home run on June 17, 1960.
- Ball used by Lefty Grove to win his 300th career game on July 25, 1941.



David Ortiz's spikes.

A LOOK AHEAD TO 2013

Ballots for the 2013 Hall of Fame/BBWAA election will be distributed in early December with results from the voting scheduled to be announced in January 2013. A partial list of first-year candidates for election include: Craig Biggio, Barry Bonds, Roger Clemens, Julio Franco, Kenny Lofton, Jose Mesa, Mike Piazza, Reggie Sanders, Curt Schilling, Sammy Sosa and David Wells. Historical voting data from all past BBWAA elections can be accessed at www.baseballhall.org or by contacting the Hall of Fame Public Relations department.

CONNECT TO COOPERSTOWN

- For up-to-the-minute news from Cooperstown, visit at www.baseballhall.org. Stay up-to-date on all the activity at the Hall of Fame's official site and through social networking on Facebook, LinkedIn, Twitter and YouTube.
- If you would like to receive interesting stories and timely news items direct from the Hall of Fame and get the inside track on the latest happenings in Cooperstown, sign up for *Inside Pitch*. There's no cost to receive our weekly electronic newsletter in your e-mail box at home or work and it's easy to enroll: Just log on to www.hofclubhouse.com.
- If you have an interest in receiving *Around The Horn*, the Hall's monthly media newsletter, please send an e-mail to info@baseballhall.org. Be sure to include your name, name of organization and e-mail address.

RESEARCH ASSISTANCE

The Hall of Fame is pleased to provide assistance in baseball research and members of the media are encouraged to utilize this valuable baseball resource whenever necessary by calling the Public Relations department at (607) 547-0215, or the Library Reference desk at (607) 547-0330.



2011 IN REVIEW

2011 SEASON RECAP AND HIGHLIGHTS

THE 2011 RECORD: The Red Sox completed the regular season at 90-72 (.556), tied for the 8th-best record in the Majors and 5th in the AL behind New York (97-65, .599), Texas (96-66, .593), Detroit (95-67, .586) and Tampa Bay (91-71, .562)...It was the 14th consecutive year that the Red Sox have had a winning record, the 2nd-longest current streak in the Majors to the Yankees (19)...It is the 2nd-longest string of consecutive winning seasons in club history behind a 16-year run from 1967-82.

⚡ The Red Sox won their 90th game on 9/27, surpassing their total from 2010 (89)...Boston has won at least 90 games in 4 of the last 5 years, joining the Yankees and Phillies for the most 90-win campaigns since 2007...The Sox have reached 90 wins in 8 of the last 10 years, 10 of the last 14 since 1998 and 28 times in team history.

⚡ For the 2nd straight year, the Sox finished 3rd in the AL East and 5th in the circuit behind the 4 playoff teams... Boston missed the playoffs in back-to-back campaigns for the 1st time since 2000-02 and has finished in 3rd place or lower in consecutive seasons for the 1st time since 1996 (3rd) and 1997 (4th)...The Sox have nevertheless reached the postseason in 6 of 9 years since 2003, 2nd-most in that span behind only the Yankees (8).

⚡ Before 2011, no team that began a season 0-6 had ever finished with 90 or more wins...Tampa Bay also dropped their 1st 6 tilts and ended the year with 91 victories...Boston's 43 comeback wins led the AL and were the most by a Sox team since 2005 (46)...The Sox went 6-5 in extra frames, their best mark since going 8-3 (.727) in 2008.

THE BREAKDOWN: Boston opened its 111th AL campaign on the road and dropped all 6 games of the trip before picking up its 1st win in the club's 100th home opener at Fenway Park on 4/8 vs. NYY...The win ended Boston's longest losing streak of the season and the club's longest season-opening drought since a franchise-worst 0-8 start in 1945...The Red Sox lost their 1st 7 road tilts of the year, the club's longest ever road drought to begin a season, and were a Major League-worst 2-10 through 4/15, matching the team's slowest start through 12 games (also 1925, 1927 and 1996), to fall a season-low 8 games below .500.

⚡ The Red Sox followed that stretch with victories in 8 of their next 9 games and went on to post a Major League-leading 81-42 (.659) record from 4/16-8/31, the most wins in any stretch of 123 games by a Red Sox squad since 5/21-9/26/49...That span included a 42-18 (.700) mark from 4/16-6/20 and a season-high 9-game win streak from 6/3-12...The Sox reached the .500 mark in their 40th game of the season...Every Red Sox squad since 1967 has reached .500 at some point in the year, but only 1996 took as many as 40 games (128).

⚡ Boston led the Majors at 20-6 (.769) in July, the team's best-ever July win percentage and their best in any full month since April 1952 (10-2, .833)...It was the best July by any Major League team since 2005 (OAK, 20-6).

⚡ The Sox began September with the AL's best record at 83-52 (.615) but went 7-20 (.259) the rest of the way, the 2nd-worst record in all of baseball...The club's 20 losses and .259 winning percentage in September were the Sox worst marks in that month since 1952 (also 7-20) and the lowest win percentage ever for a team that entered September in 1st place...A loss in the final regular season game, Boston's 1st all season when entering the 9th inning with a lead, ensured that Boston would not reach the playoffs.

THE STANDINGS: 2011 was the 19th time that the Sox finished in 3rd place in the league (1901-68) or division (since 1969) in club history...It matches Boston's worst finish in the AL East since 1998 (also 2006 and 2010).

⚡ The Sox were tied or in the lead in the division on 64 total days in 2011, 1st taking sole possession of the division's top spot after a win on 5/27 at DET...That win made Boston the fastest team either by games (51) or by date ever to reach 1st place in the standings after losing at least 10 of its 1st 12 decisions.

⚡ Boston dropped to 2nd place by the end of May but held at least a share of 1st in 18 straight days from 6/7-24 and owned sole possession of the division's top spot in a season-high 25 straight days (excluding All-Star break) from 7/7-8/3...Boston held a share of 1st in 46 of 54 days from 7/7-9/1 but fell to 2nd after a loss on 9/2 vs. TEX and did not return to 1st...A loss in the season's final game put the Sox in 3rd place for the 1st time since 5/23.

⚡ Boston's 9.0-game lead for a playoff spot was the largest ever relinquished in Major League history entering September...It was just the 3rd time Boston failed to reach the playoffs in 18 seasons when entering the final month in 1st place (also 1978 and 1948)...Boston posted its all-time worst September ERA at 5.84 ERA (158 ER/243.2 IP).

RECENT SUCCESS: The Sox are 465-345 (.574) since the start of 2007, 3rd in the Majors behind only the Yankees (478-332, .590) and the Phillies (473-337, .584)...The club is 839-619 (.575) since 2003, trailing only the Yankees (872-586, .598) for the Majors' best mark in that time.

TOP WINNING PERCENTAGES IN THE MAJOR LEAGUES, 2003-11

PCT	W-L	Team	Postseason Appearances
.598	872-586	New York Yankees	8
.575	839-619	Boston Red Sox	6
.561	818-640	Philadelphia Phillies	5
.556	810-648	Los Angeles Angels	5
.552	804-653	St. Louis Cardinals	5

AT FENWAY PARK: The Red Sox went 45-36 (.556) in Boston, tied for the 5th-best home record in the American League and 1 game shy of Boston's 2010 home record (46-35)...The Sox compiled a winning record at home for the 14th straight season, the 2nd-longest streak in club history after a 19-year run from 1934-1952...Boston won or split 15 of its 1st 19 home series in 2011 but lost 5 of their remaining 7 home sets...Boston won or split its 1st 8 homestands of the season (6 wins, 2 splits) before losing each of its last 3.

🔴 Boston took just 2 of its 1st 6 home tilts and was 8-9 at Fenway through 5/6...Over the next 35 home games from 5/7-7/27, the club went an AL home-best 25-9 (.735) and by the end of that stretch held a 33-18 (.647) home record overall, tops in the AL...Starting 7/28, Boston's 12-18 (.400) home record was 2nd-worst in the AL.

ON THE ROAD: The Red Sox went 45-36 (.556) away from Fenway Park, tied with Detroit and New York (both also 45-36) for the top mark in the AL and tied for the 2nd-best road mark in the Majors (also STL) after Philadelphia (50-31, .617)...It was Boston's best road record since 2007 (45-36, .556).

🔴 Boston lost its 1st 7 road games of the season, the club's longest ever road losing streak to begin a season (previous, lost 1st 6 road games in 1927)...Starting with their 1st road win on 4/20, the Sox led the AL and ranked 2nd in the Majors with a 45-29 (.608) road record, trailing only Philadelphia (46-29, .613)...Boston won a season-high 6 straight road games from 6/7-12 but lost a season-high 7 straight road tilts twice, also 9/7-25.

🔴 After dropping all 6 games in their season-opening jaunt, the Sox won their next 7 road trips from 4/19-7/31, marking the 1st time the club ever won 7 straight trips in a season...The Sox topped the Majors with a 33-15 (.688) road mark during that stretch...Boston went 8-1 (.889) during a 9-game road trip from 6/7-16, matching the 2nd-best record in club history on a road trip of at least 9 games (also 8-1, 6/28-7/4/55; 9-0, 7/29-8/7/77).

BATTING: The Red Sox led the Majors in runs (875), hits (1,600), doubles (352), extra-base hits (590), RBI (842), total bases (2,631), OBP (.349), SLG (.461) and OPS (.810) in 2011...The club ranked 2nd in the Majors with a .280 AVG, trailing only Texas (.283), and also finished 2nd with 578 walks and 3rd with 203 homers.

🔴 The Sox total of 2,631 total bases were the 4th-most in club history and their 590 extra-base hits tied for 4th, while the .461 SLG was 7th-best on the team's all-time list and their top marks since 2004...Boston led the Majors in OPS in May (.820), June (.838) and July (.874).

🔴 The club led the Majors with 415 runs, 112 homers, 399 RBI, 302 walks, a .444 SLG and 278 extra-base hits on the road in 2011...The 112 road homers tied for the 3rd-most by the team since 1946...Boston also led the AL in road walks and finished 4th in the circuit in road AVG (.265), led by Adrian Gonzalez (.329), who paced AL road leaders in RBI (62), total bases (183) and extra-base hits (tied, 44).

🔴 The Red Sox led the Majors with a .296 clip at home and paced the Big Leagues for the 5th straight season and the 8th time in the last 9 years with 199 doubles at home, 31 more than the next team (Texas, 168)...Boston ranked 2nd in the Majors with 312 extra-base hits at home...The Sox reached double-digits in hits in 11 straight home games, 7/6-27, Boston's longest such streak since a 20-gamer at home from 7/16-8/24/50.

🔴 The Sox hit .294 (758-for-2,574) with runners on base, tops in the Majors and the club's best mark since 2003 (.297)...They ranked 4th in the Majors and 3rd in the AL with a .278 clip (421-for-1,513) with runners in scoring position and had the AL's 3rd-best AVG with 2 outs and runners in scoring position at .258 (176-for-683).

🔴 Boston led the Majors with 25, 10+ run games, including 12+ runs an ML-leading 16 times, the club's most in a season since 1950 (20)...The Sox scored 14+ runs a club-record 10 times, most by an AL club since 1950 (NYY, 10), including 6 times in a 29-game span, 5/20-6/20...The only other Major League team since 1900 to score 14 runs at least 6 times in a single-season span of less than 30 games was the 1930 Yankees...Boston failed to score in 11 games, their most in a season since 1992 (11), after being shut out a Major League-low 4 times in 2010.

🔴 The Sox paced the Majors with 16 or more hits 17 times, the club's most such games since 1938 (19), and tallied 10 or more hits 81 times, 3rd in the Majors after Texas (85) and Detroit (83).

🔴 Of the 5 Major Leaguers to record at least 200 hits in 2011, 2 were Red Sox (Adrian Gonzalez, 213; Jacoby Ellsbury, 212)...They were the 3rd set of Sox teammates to each record 200 hits in a season, joining Wade Boggs (240) and Bill Buckner (201) in 1985, and Boggs (207) and Jim Rice (200) in 1986.

🔴 With Jacoby Ellsbury (46), Adrian Gonzalez (45) and David Ortiz (40), the Red Sox had 3 different players tally at least 40 doubles for the 1st time in club history...The same trio marked just the 2nd time in club history 3 different players each tallied at least 70 extra-base hits (Ellsbury, 83; Gonzalez, 75; Ortiz, 70) and the 1st time any AL club did it since the 2003 Red Sox (Nomar Garciaparra, 78; David Ortiz, 74; Manny Ramirez, 72)...Ellsbury (364), Gonzalez (345) and Dustin Pedroia (301) became the 1st Red Sox trio to each reach 300 total bases in a season since Tony Armas, Mike Easler, Dwight Evans and Jim Rice all did it in 1984.

🔴 Boston featured 4 of the top 7 hitters in the AL by batting AVG: Adrian Gonzalez (2nd, .338), Jacoby Ellsbury (5th, .321), David Ortiz (6th, .309) and Dustin Pedroia (7th, .307)...It was the 1st time Red Sox batters comprised 4 of the AL's top 10 hitters since the qualifier changed to 3.1 plate appearances per team games in 1957.

🔴 The Sox went 33-22 (.600) in games started by left-handed opponents and hit .281 off southpaws, 4th-best in the Majors...Boston led the Majors with 510 hits, 216 doubles and 184 walks off left-handed pitching...Dustin

Pedroia ranked 2nd in the Majors in batting AVG (.358) and OBP (.463) vs. lefties, the best single-season OBP by a 2nd baseman since NYM's Edgardo Alfonzo reached at a .477 rate in 2002.

On 9/13 vs. TOR, Jacoby Ellsbury and Dustin Pedroia combined to go 8-for-10 with 8 runs, 3 doubles, 3 homers and 8 RBI...It was the 1st time that Boston's starters in the lineup's 1st and 2nd spots each tallied 4 hits and 4 runs.

The Red Sox received 29 home runs and 96 RBI from their catchers, both tying for the most in the Majors...It was the most homers by Red Sox backstops since 1996 (29) and their most RBI from the position since 2004 (102).

Adrian Gonzalez had 36 RBI on runs scored by Jacoby Ellsbury, the largest total by any Major League combo.

Boston topped Interleague leaders in runs (100), RBI (94), walks (77), AVG (.300), OBP (.380) and OPS (.839).

The club batted around 31 times, 2nd-most in the Majors to Texas (32).

PITCHING: Sox hurlers combined on a 4.20 ERA, 9th in the AL...Boston pitching was 3rd in the circuit with a .247 opponent AVG and 1,213 K's, 3rd-most in club history after 2001 (1,259) and 2009 (1,230)...The staff also ranked among AL leaders in wins (5th, 90) and fewest hits allowed (3rd, 1,366)...Boston had a .239 opponent AVG at the break, the club's lowest in the 1st half since 1967 (.234).

Boston hurlers combined for 11 team shutouts, tied for 4th-most in the AL and the club's most since 2008 (16)...The Sox did not allow a run in back-to-back tilts, 4/23-24 at LAA, for the 1st time since 6/19-20/07 at ATL.

Starters were 64-50 with a 4.49 ERA and the club's 22 scoreless starts tied for 4th in the AL...Boston starters threw the 2nd-fewest innings in the AL (940.0), with an AL-high 358 walks and 734 K's.

Sox relievers went 26-22 with 36 saves and a 3.67 ERA, 4th-best in the AL, and threw 517.1 innings, 2nd in the circuit after Baltimore (565.2)...Boston led the Majors with a 1.20 WHIP in relief, their lowest mark since 1946, and paced the AL with a .228 opponent AVG and a .303 opponent OBP out of the bullpen, both of which ranked as the 2nd-lowest by a Red Sox team since 1946 (.226 opponent AVG in 2007, .302 opponent OBP in 1967)...The Sox tied for the AL lead with a club-record 479 relief strikeouts (also Chicago).

Daniel Bard and Jonathan Papelbon recorded the 2 longest streaks of consecutive scoreless outings in team history...The previous mark was a 20-game scoreless stretch by Ugueth Urbina from 4/26-6/26/2002...Bard's streak spanned a career-high 26.1 innings, the longest scoreless inning streak by an AL player in 2011.

The Red Sox tied for 2nd in the AL with 295 relief outings with at least 1 strikeout (also BAL and CWS) after only New York (300)...Jonathan Papelbon led the club with 54 such outings, tied for 3rd-most in the AL and the most by a Red Sox since 1998 when Tom Gordon did it 55 times...He and Daniel Bard (51) were the 1st combination of Red Sox teammates ever to each have 50 outings with at least 1 strikeout.

The Sox did not blow a lead larger than 3 runs and Boston's 29 blown leads overall marked the club's fewest in a season since 2000 (29)...Boston went 77-1 (.987) when leading after 8 innings, losing their only such game in the season finale, 3rd-best in the AL after Detroit (83-0) and Tampa Bay (79-1).

Sox hurlers held opponents to a .231 clip on the road, their best since 1967 (.220) and just shy of Texas (.230) for the Majors best road mark in 2011.

The Red Sox used 27 different pitchers, matching 2009 for 2nd-most in team history after 2006 (28).

FIELDING: The Red Sox ranked 8th in the AL with a .945 team fielding percentage...The club posted the AL's 3rd-best mark through August (.987) but committed a Major League-high 26 errors in September.

The Red Sox turned a 5-4-3 triple play (Lowrie-Pedroia-Gonzalez) in the 4th inning on 8/16 vs. TB (GM 2) on a ground ball by Sean Rodriguez...It was just the 2nd triple play turned by Boston since 1980 and the club's 1st since shortstop John Valentin's unassisted triple play on 7/8/94 vs. SEA.

Jacoby Ellsbury was 1 of 4 qualifying Major League outfielders that did not commit an error in 2011 and led that group with 394 total chances, the most errorless chances ever in a season by a Red Sox outfielder...Since 1946, only 2 other qualifying Major League center fielders have tallied at least as many chances without committing an error in a single season: Seattle's Franklin Gutierrez in 2010 (415) and St. Louis' Curt Flood in 1966 (399)...Ellsbury also led AL outfielders in putouts (388) and paced AL center fielders in innings (1,358.1)...Dustin Pedroia led the AL with 1,392.1 fielding innings at 2nd base, while Adrian Gonzalez led AL 1st basemen in innings (1,352.2), assists (125) and zone rating (.893).

For the 2nd straight season, the Red Sox had 6 different players start at least 1 game at shortstop, tops in the AL and tied for the most in the Majors (also ARI, COL, LAD, STL).

ON THE BASES: The Sox ranked 9th in the AL with 102 stolen bases in 144 chances for a 70.8 success rate, the club's lowest since 2006 (68.9) and their worst in a season with as many attempts since 1976 (57.6)...With Jacoby Ellsbury (39), Dustin Pedroia (26) and Carl Crawford (18), the Red Sox had 3 players with at least 18 swipes for just the 2nd time in 97 seasons beginning in 1915 (also Coco Crisp, Ellsbury and Pedroia in 2008)...Boston base runners were picked off just 4 times all season, tied for the 2nd-lowest mark in the AL after the Orioles (3).

SPEED AND POWER: With 32 home runs and 39 stolen bases, Jacoby Ellsbury became the 1st ever Red Sox to record 30 homers and 30 stolen bases in a season and just the 12th American Leaguer to accomplish the feat (16th time)...He and Dustin Pedroia (21 HR/26 SB) were the 6th and 7th Red Sox (7th and 8th times) to collect 20 homers and 20 stolen bases in a season and the 1st Red Sox teammates ever to do it in the same year.

FOLLOW THE LEADER: Jacoby Ellsbury batted 1st in 144 games, including his last 137 starts beginning 4/22, and led the Majors in AVG (.328), SLG (.558), hits (1st in ML, 202), doubles (1st in ML, 45), extra-base hits (1st in ML, 79) and total bases (1st in ML, 344) out of the leadoff spot...He ranked 2nd in the Majors in homers (32) and 2nd in the AL in OBP (.382) from the 1st position in the lineup...Ellsbury turned in the 1st ever 30-homer/100-RBI season by a Red Sox leadoff hitter, the 1st such season by a leadoff hitter for any Major League club since NYY's Alfonso Soriano did it in 2002.

LEAGUE LEADER: Jacoby Ellsbury led the Majors with 364 total bases, 9th-most in club history and the most ever by a Red Sox center fielder (min. 100 G at the position)...He was the 1st Red Sox to lead the Majors in total bases since Tony Armas in 1984 (339) and the 1st primary leadoff hitter to do it since SF's Bobby Bonds in 1973...Along with Adrian Gonzalez (345 TB), the 2 became just the 3rd pair of Red Sox to each top 340 total bases in the same season...The others to do it were Mo Vaughn (360) and Nomar Garciaparra (353) in 1998 and David Ortiz (351) and Manny Ramirez (348) in 2004.

⚡ Ellsbury also led the Majors with 83 extra-base hits, tied for 14th in club history and the most ever by a Red Sox with at least 100 games in center field...It was the most extra-base hits by a Major Leaguer at the position (min. 100 G) since 2007 (DET's Curtis Granderson, 84)...He was the 1st primary leadoff hitter to lead the Majors in extra-base knocks since Cleveland's Grady Sizemore in 2006 (92).

BEAT THE BEST: The Red Sox went 36-30 (.545) against teams that finished the year with a winning record, the top winning percentage among AL clubs and Boston's best since 2005 (39-28, .582)...The Sox went 12-6 against the Yankees, AL's wins leader, including 7-2 in the Bronx...It marked their most wins against the Yankees in a season since 1973 (14-4) and the most by any team since Oakland in 1990 (12-0)...It was the Sox most wins against the Yankees in a season in New York since 1917 (7) and the most by any team since Baltimore in 1976 (8).

ALL-STAR: The Red Sox had 6 players selected to play for the AL in the 2011 MLB All-Star Game on 7/12 in Arizona, the 5th straight year that at least 6 Boston players were selected to the Mid-Summer Classic (6 in 2007, 7 in 2008, 6 in 2009, 6 in 2010)...Adrian Gonzalez (1st base) and David Ortiz (DH) were voted in as starters...Josh Beckett, Jacoby Ellsbury and Jon Lester were elected via the player ballot...Kevin Youkilis was named as an injury replacement by AL manager Ron Washington...Lester was injured and replaced on the roster.

⚡ Adrian Gonzalez hit a solo shot off Cliff Lee in the 4th inning, accounting for the AL's only extra-base hit and run in the game...Gonzalez hit 31 long balls in the State Farm Home Run Derby on 7/11, finishing 2nd to NYY's Robinson Cano (32)...Ortiz, captain of the AL participants, tied for 3rd with 9 homers over the 1st 2 rounds.

AWARD WINNERS: Jacoby Ellsbury (CF) and Adrian Gonzalez (1B) were named to both the Louisville Slugger Silver Slugger Team and the Rawlings Gold Glove Team, the 1st Red Sox teammates to take home both awards in the same season. David Ortiz (DH) also earned a Silver Slugger, marking just the 2nd time 3 Red Sox have won in the same year (also 2005)...Dustin Pedroia also picked up a Gold Glove, giving the Sox 3 Gold Glovers for the 3rd time (also 1968 and 1979)...Ellsbury finished 2nd in AL MVP voting with 242.0 points, trailing only Justin Verlander (280.0), and was named MLB's AL Comeback Player of the Year after playing 18 games in 2010 due to injury.

MILESTONE MAN: Tim Wakefield earned his 200th career Major League win on 9/13 vs. TOR and in his next appearance, 9/18 vs. TB, became the 1st Red Sox ever to record 3,000 innings pitched with the club...He stands at the top of Boston's all-time list for innings pitched with 3,006 and ranks 3rd on the club's all-time wins list with 186, 6 shy of matching Roger Clemens and Cy Young (both 192) for tops in club history.

ATTENDANCE: The Red Sox sold out all 81 home games in 2011, finishing the season with an annual home attendance of 3,054,001...It is the 4th time in club history, all since 2008, that the Sox have reached the 3-million fan mark and the 2nd-largest single-season home attendance ever for the club after tallying 3,062,699 in 2009...Boston has welcomed at least 2 million fans to Fenway Park in each of the last 17 seasons since 1995.

⚡ For the 8th year in a row, the Red Sox played to capacity crowds at every home game, running their Major League record streak to 712 consecutive games dating back to 5/15/03...It is the 2nd-longest recorded sellout streak in U.S. professional sports history after the NBA's Portland Trailblazers' 744-game streak from 1977-95.

LONGEST RECORDED REGULAR SEASON SELLOUT STREAKS IN U.S. SPORTS

No.	Team (League)	Years
744	Portland Trailblazers (NBA)	1977-95
712	Boston Red Sox (MLB)	2003-Present
567	Boston Celtics (NBA)	1980-95
515	Chicago Bulls (NBA)	1987-2000

⚡ Red Sox fans once again demonstrated their support away from Fenway Park as well...Boston's total attendance for 81 road dates was 2,591,963, 2nd in the AL behind the Yankees (2,691,486).

2011 STATISTICAL SUMMARY

2011 BATTING STATISTICS

PLAYER	AVG	G	AB	R	H	2B	3B	HR	RBI	SH	SF	HP	BB	SO	SB	CS	E	SLG	OBP
*Anderson,L	.000	6	5	2	0	0	0	0	0	0	0	0	0	3	0	0	1	.000	.000
Aviles,M	.255	91	286	31	73	17	3	7	39	4	4	2	13	44	14	4	12	.409	.289
BOS	.317	38	101	17	32	6	0	2	8	1	1	0	4	17	4	2	2	.436	.340
Cameron,M	.149	33	94	9	14	2	0	3	9	1	2	0	8	25	0	0	1	.266	.212
Crawford,C	.255	130	506	65	129	29	7	11	56	2	4	3	23	104	18	6	3	.405	.289
Drew,J.D.	.222	81	248	23	55	6	1	4	22	0	3	2	33	58	0	1	0	.302	.315
Ellsbury,J	.321	158	660	119	212	46	5	32	105	3	5	9	52	98	39	15	0	.552	.376
Gathright,J	.000	7	0	1	0	0	0	0	0	0	0	0	1	0	1	0	0	.000	1.000
Gonzalez,A	.338	159	630	108	213	45	3	27	117	0	5	6	74	119	1	0	4	.548	.410
*Iglesias,J	.333	10	6	3	2	0	0	0	0	0	0	0	0	2	0	0	0	.333	.333
Jackson,C	.244	114	352	32	86	17	1	5	43	0	3	3	32	53	3	1	2	.341	.310
BOS	.158	12	19	2	3	0	0	0	1	5	0	1	0	2	3	0	0	.316	.227
Lackey,J	.333	28	3	0	1	1	0	0	1	0	0	0	0	1	0	0	3	.667	.333
*Lavarnway,R	.231	17	39	5	9	2	0	2	8	0	0	0	4	10	0	0	0	.436	.302
Lowrie,J	.252	88	309	40	78	14	4	6	36	1	6	2	23	60	1	1	15	.382	.303
RIGHT	.330	109	36	7	1	4	22	1	2	0	5	12					.523	.353	
LEFT	.210	200	42	7	3	2	14	0	4	2	18	48					.305	.277	
McDonald,D	.236	79	157	26	37	6	1	6	24	0	2	2	14	33	2	3	3	.401	.303
*Navarro,Y	.250	22	60	8	15	3	0	1	9	0	1	0	5	14	0	0	2	.350	.303
BOS	.216	16	37	6	8	2	0	1	3	0	0	0	3	9	0	0	2	.351	.275
Ortiz,D	.309	146	525	84	162	40	1	29	96	0	1	1	78	83	1	1	0	.554	.398
Pedroia,D	.307	159	635	102	195	37	3	21	91	2	7	1	86	85	26	8	7	.474	.387
*Reddick,J	.280	87	254	41	71	18	3	7	28	0	4	1	19	50	1	2	5	.457	.327
Saltaalamacchia,J	.235	103	358	52	84	23	3	16	56	0	1	3	24	119	1	0	6	.450	.288
RIGHT	.209	115	24	5	0	5	17	0	1	0	7	32					.383	.252	
LEFT	.247	243	60	18	3	11	39	0	0	3	17	87					.481	.304	
Scutaro,M	.299	113	395	59	118	26	1	7	54	7	4	1	38	36	4	2	13	.423	.358
*Spears,N	.000	3	4	0	0	0	0	0	0	0	0	0	1	0	0	0	0	.000	.000
Sutton,D	.315	31	54	11	17	7	0	0	7	2	0	1	3	13	0	0	3	.444	.362
RIGHT	.214	14	3	1	0	0	1	0	0	0	1	4					.286	.267	
LEFT	.350	40	14	6	0	0	6	2	0	1	2	9					.500	.395	
Varitek,J	.221	68	222	32	49	10	1	11	36	3	0	4	21	67	0	0	4	.423	.300
RIGHT	.264	72	19	2	1	2	11	0	0	1	8	17					.403	.346	
LEFT	.200	150	30	8	0	9	25	3	0	3	13	50					.433	.277	
Youkilis,K	.258	120	431	68	111	32	2	17	80	0	4	14	68	100	3	0	9	.459	.373
BOSTON	.280	162	5710	875	1600	352	35	203	842	22	50	50	578	1108	102	42	92	.461	.349
OPPONENTS	.247	162	5529	737	1366	286	23	156	697	40	43	90	540	1213	156	50	101	.392	.322

2011 PITCHING STATISTICS

PLAYER	W-L	ERA	G	GS	CG	SHO	SV	IP	H	R	ER	HR	HB	BB	SO	WP	BK	AVG.
Aceves,A	10-2	2.61	55	4	0	0	2	114.0	84	37	33	8	15	42	80	1	2	.204
Albers,M	4-4	4.73	56	0	0	0	0	64.2	62	35	34	7	5	31	68	2	0	.251
Atchison,S	1-0	3.26	17	0	0	0	1	30.1	31	11	11	0	2	6	17	2	0	.279
Bard,D	2-9	3.33	70	0	0	0	1	73.0	46	29	27	5	2	24	74	2	1	.179
Beckett,J	13-7	2.89	30	30	1	1	0	193.0	146	65	62	21	9	52	175	6	0	.211
Bedard,E	5-9	3.62	24	24	0	0	0	129.1	118	63	52	14	1	48	125	5	0	.241
BOS	1-2	4.03	8	8	0	0	0	38.0	41	22	17	3	0	18	38	0	0	.275
*Bowden,M	0-0	4.05	14	0	0	0	0	20.0	19	9	9	3	0	11	17	3	0	.241
Buchholz,C	6-3	3.48	14	14	0	0	0	82.2	76	34	32	10	2	31	60	3	0	.241
*Doubont,F	0-0	6.10	11	0	0	0	1	10.1	12	7	7	1	0	8	6	0	0	.316
Hill,R	0-0	0.00	9	0	0	0	0	8.0	3	0	0	0	1	3	12	1	0	.115
*Hottovy,T	0-0	6.75	8	0	0	0	0	4.0	4	3	3	0	1	3	2	0	0	.267
Jenks,B	2-2	6.32	19	0	0	0	0	15.2	22	12	11	1	0	13	17	3	1	.328
Lackey,J	12-12	6.41	28	28	0	0	0	160.0	203	119	114	20	19	56	108	11	0	.308
Lester,J	15-9	3.47	31	31	0	0	0	191.2	166	77	74	20	11	75	182	4	0	.234
Matsuzaka,D	3-3	5.30	8	7	0	0	0	37.1	32	24	22	4	1	23	26	0	0	.224
McDonald,D	0-0	18.00	1	0	0	0	0	1.0	1	2	2	0	0	2	0	0	0	.250
Miller,A	6-3	5.54	17	12	0	0	0	65.0	77	43	40	8	3	41	50	2	1	.302
Miller,T	0-0	3.18	9	0	0	0	0	5.2	6	2	2	1	0	2	3	1	0	.273
BOS	0-0	0.00	3	0	0	0	0	2.0	0	0	0	0	0	1	0	0	0	.000
NL	0-1	4.02	39	0	0	0	1	15.2	19	7	7	1	2	10	9	1	0	.306
Morales,F	1-1	3.62	36	0	0	0	0	32.1	30	15	13	4	2	11	31	1	1	.250
NL	0-1	3.86	14	0	0	0	0	14.0	10	6	6	2	0	8	11	1	0	.204
Okajima,H	1-0	4.32	7	0	0	0	0	8.1	7	4	4	0	0	5	6	0	0	.233
Papelbon,J	4-1	2.94	63	0	0	0	31	64.1	50	22	21	3	3	10	87	1	0	.207
Reyes,D	0-0	16.20	4	0	0	0	0	1.2	2	3	3	0	2	2	1	0	0	.333
*Tazawa,J	0-0	6.00	3	0	0	0	0	3.0	3	2	2	1	0	1	4	0	0	.250
Wakefield,T	7-8	5.12	33	23	1	0	0	154.2	163	110	88	25	8	47	93	15	1	.267
*Weiland,K	0-3	7.66	7	5	0	0	0	24.2	29	22	21	5	4	12	13	0	0	.287
Wheeler,R	2-2	4.38	47	0	0	0	0	49.1	47	24	24	7	0	8	39	0	0	.249
Williams,R	0-1	6.48	7	0	0	0	0	8.1	10	6	6	0	0	5	6	1	0	.303
BOSTON	90-72	4.20	162	162	2	13	36	1457.1	1366	737	680	156	90	540	1213	58	7	.247
OPPONENTS	72-90	5.10	162	162	6	11	36	1449.2	1600	875	821	203	50	578	1108	55	5	.280

*Rookie

2011 FIELDING STATISTICS

PLAYER	POS.	PCT.	G	GS	PO	A	E	TC	DP	TP
*Anderson, L	1B	.938	6	0	12	3	1	16	1	0
Aviles, M	2B	1.000	7	1	5	4	0	9	1	0
	3B	.949	22	14	7	30	2	39	1	0
	SS	1.000	8	6	3	21	0	24	1	0
	OF	1.000	5	2	5	0	0	5	0	0
Cameron, M	OF	.980	29	25	48	0	1	49	0	0
Crawford, C	OF	.987	127	126	235	1	3	239	0	0
Drew, J.D.	OF	1.000	76	65	146	3	0	149	0	0
Ellsbury, J	OF	1.000	154	152	388	6	0	394	3	0
Gathright, J	OF	1.000	4	0	2	0	0	2	0	0
Gonzalez, A	1B	.997	156	155	1222	125	4	1351	106	1
	OF	---	2	2	0	0	0	0	0	0
*Iglesias, J	SS	1.000	8	1	2	3	0	5	0	0
Jackson, C	1B	1.000	3	0	9	0	0	9	0	0
	3B	1.000	1	0	1	0	0	1	0	0
	OF	1.000	6	5	4	0	0	4	0	0
*Lavarnway, R	C	1.000	8	2	22	3	0	25	0	0
Lowrie, J	1B	1.000	4	0	12	0	0	12	0	0
	2B	1.000	1	0	0	2	0	2	0	0
	3B	.948	33	29	28	64	5	97	5	1
	SS	.945	49	46	59	112	10	181	22	0
McDonald, D	OF	.968	67	40	90	2	3	95	0	0
*Navarro, Y	3B	.882	11	4	7	8	2	17	0	0
	SS	1.000	3	2	2	3	0	5	1	0
	OF	1.000	3	3	6	0	0	6	0	0
Ortiz, D	1B	1.000	2	2	18	0	0	18	4	0
Pedroia, D	2B	.990	159	158	290	425	7	722	81	1
*Reddick, J	OF	.968	80	64	145	5	5	155	1	0
Saltaalamachia, J	C	.992	101	96	678	56	6	740	3	0
Scutaro, M	2B	.900	2	2	3	6	1	10	1	0
	SS	.972	109	103	147	269	12	428	53	0
*Spears, N	2B	---	1	0	0	0	0	0	0	0
Sutton, D	1B	1.000	5	0	13	1	0	14	0	0
	2B	.889	7	1	3	5	1	9	1	0
	3B	1.000	8	4	2	13	0	15	1	0
	SS	.923	4	4	6	6	1	13	2	0
	OF	.857	3	2	6	0	1	7	0	0
Varitek, J	C	.993	68	64	519	28	4	551	1	0
Youkilis, K	1B	1.000	6	5	37	5	0	42	2	0
	3B	.967	112	111	87	177	9	273	15	0

PITCHER	POS.	PCT.	G	GS	PO	A	E	TC	DP	TP
Aceves, A	P	1.000	55	4	6	5	0	11	1	0
Albers, M	P	.900	56	0	1	8	1	10	0	0
Atchison, S	P	.833	17	0	2	3	1	6	0	0
Bard, D	P	.941	70	0	11	5	1	17	0	0
Beckett, J	P	.917	30	30	15	18	3	36	0	0
Bedard, E	P	1.000	8	8	3	2	0	5	0	0
*Bowden, M	P	1.000	14	0	2	1	0	3	0	0
Buchholz, C	P	.967	14	14	15	14	1	30	0	0
*Doubont, F	P	1.000	11	0	0	2	0	2	0	0
Hill, R	P	1.000	9	0	1	0	0	1	1	0
*Hottovy, T	P	---	8	0	0	0	0	0	0	0
Jenks, B	P	1.000	19	0	1	3	0	4	1	0
Lackey, J	P	.921	28	28	19	16	3	38	4	0
Lester, J	P	.966	31	31	9	19	1	29	2	0
Matsuzaka, D	P	1.000	8	7	0	2	0	2	0	0
McDonald, D	P	1.000	1	0	0	1	0	1	0	0
Miller, A	P	.846	17	12	2	9	2	13	0	0
Miller, T	P	---	3	0	0	0	0	0	0	0
Morales, F	P	1.000	36	0	0	5	0	5	0	0
Okajima, H	P	1.000	7	0	2	3	0	5	0	0
Papelbon, J	P	.833	63	0	3	2	1	6	0	0
Reyes, D	P	1.000	4	0	0	1	0	1	0	0
*Tazawa, J	P	---	3	0	0	0	0	0	0	0
Wakefield, T	P	1.000	33	23	7	19	0	26	0	0
*Weiland, K	P	1.000	7	5	1	1	0	2	0	0
Wheeler, D	P	1.000	47	0	2	1	0	3	0	0
Williams, R	P	---	7	0	0	0	0	0	0	0

*Rookie

2011 STATISTICAL SUMMARY, CONTINUED

2011 BATTING PROFILE

	AVG	G	AB	R	H	2B	3B	HR	RBI	SH	SF	HP	BB	SO	SB	CS	E	SLG	OBP
TOTAL	.280	162	5710	875	1600	352	35	203	842	22	50	50	578	1108	102	42	79	.461	.349
vs. LHP	.281		1814	265	510	116	9	59	253	7	16	20	194	357	30	12		.453	.354
vs. RHP	.280		3896	610	1090	236	26	144	589	15	34	30	384	751	72	30		.465	.346
	AVG	G	AB	R	H	2B	3B	HR	RBI	SH	SF	HP	BB	SO	SB	CS	E	SLG	OBP
HOME	.296	81	2837	460	840	199	22	91	443	11	22	26	276	540	45	16	50	.478	.361
ROAD	.265	81	2873	415	760	153	13	112	399	11	28	24	302	568	57	26	29	.444	.337
	AVG	G	AB	R	H	2B	3B	HR	RBI	SH	SF	HP	BB	SO	SB	CS	E	SLG	OBP
DAY	.290	50	1756	289	509	108	15	61	282	5	17	14	169	356	34	12	36	.473	.354
NIGHT	.276	112	3954	586	1091	244	20	142	560	17	33	36	409	752	68	30	43	.455	.347
	AVG	G	AB	R	H	2B	3B	HR	RBI	SH	SF	HP	BB	SO	SB	CS	E	SLG	OBP
GRASS	.283	144	5034	772	1423	308	33	173	740	20	48	42	503	954	99	35	71	.460	.350
TURF	.262	18	676	103	177	44	2	30	102	2	2	8	75	154	3	7	8	.466	.342
	AVG	G	AB	R	H	2B	3B	HR	RBI	SH	SF	HP	BB	SO	SB	CS	E	SLG	OBP
RUNNERS ON	.294	162	2574	759	758	174	14	87	726	22	50	29	282	504	102	42		.474	.364
NONE ON	.268	162	3136	116	842	178	21	116	116	0	0	21	296	604	0	0		.450	.336
RISP	.278	160	1513	650	421	94	8	51	618	18	50	19	200	331	26	4		.452	.359
RISP/2 OUTS	.258	155	683	249	176	39	4	19	239	0	0	9	92	150	11	0		.410	.353
	AVG	G	AB	R	H	2B	3B	HR	RBI	SH	SF	HP	BB	SO	SB	CS	E	SLG	OBP
INNINGS 1-6	.285	162	3842	598	1094	237	26	145	572	11	37	33	368	722	84	25		.473	.349
INNINGS 7+	.271	162	1868	277	506	115	9	58	270	11	13	17	210	386	18	17		.435	.348
	AVG	G	AB	R	H	2B	3B	HR	RBI	SH	SF	HP	BB	SO	SB	CS	E	SLG	OBP
DH	.308	153	588	94	181	42	1	29	102	0	3	3	83	101	4	3		.531	.394
	AVG	G	AB	R	H	2B	3B	HR	RBI	SH	SF	HP	BB	SO	SB	CS	E	SLG	OBP
vs. AL	.278	144	5093	775	1415	316	31	185	748	19	43	43	501	1004	92	39		.461	.345
vs. NL	.300	18	617	100	185	36	4	18	94	3	7	7	77	104	10	3		.459	.380
	AVG	G	AB	R	H	2B	3B	HR	RBI	SH	SF	HP	BB	SO	SB	CS	E	SLG	OBP
BALTIMORE	.323	18	656	118	212	47	7	28	113	0	3	2	68	105	8	3	4	.544	.387
CLEVELAND	.243	10	341	41	83	18	1	12	39	0	2	4	27	64	8	2	4	.408	.305
CHICAGO(AL)	.268	6	209	30	56	10	0	8	30	1	3	1	16	32	6	0	2	.431	.319
CHICAGO(NL)	.370	3	108	23	40	8	1	4	21	0	3	2	11	10	4	1	4	.574	.427
DETROIT	.244	6	197	29	48	9	2	8	27	0	2	2	17	40	7	1	1	.431	.307
HOUSTON	.267	3	101	19	27	6	0	3	17	0	1	1	22	22	2	0	0	.416	.400
KANSAS CITY	.318	8	299	50	95	21	3	8	46	1	7	3	29	60	10	3	4	.488	.376
LA (AL)	.260	8	292	39	76	21	0	6	36	1	2	2	35	72	11	2	1	.394	.341
MILWAUKEE	.339	3	109	24	37	10	1	5	24	1	1	0	10	17	0	0	1	.587	.392
MINNESOTA	.292	7	250	31	73	14	2	7	29	1	1	0	23	41	3	3	5	.448	.350
NEW YORK(AL)	.285	18	643	98	183	37	3	22	97	5	7	8	73	128	9	5	9	.454	.361
OAKLAND	.300	8	297	46	89	23	2	11	46	2	2	2	20	66	8	5	4	.502	.346
PHILADELPHIA	.206	3	97	6	20	2	1	3	6	0	0	0	5	17	0	0	1	.340	.245
PITTSBURGH	.238	3	101	9	24	4	0	3	8	2	2	1	13	14	3	1	4	.366	.325
SAN DIEGO	.366	3	101	19	37	6	1	0	18	0	0	3	16	24	1	1	2	.446	.467
SEATTLE	.301	9	306	42	92	17	2	10	40	1	2	1	23	49	5	3	5	.467	.349
TAMPA BAY	.189	18	597	57	113	22	4	20	57	2	3	6	67	133	6	5	12	.340	.276
TEXAS	.262	10	344	57	90	20	0	14	57	2	4	2	30	74	5	1	4	.442	.321
TORONTO	.310	18	662	137	205	57	5	31	131	3	5	10	73	140	6	6	11	.551	.384

2011 STATISTICAL SUMMARY, CONTINUED

2011 PITCHING PROFILE

	W-L	ERA	G	GS	CG	SHO	SV	IP	H	R	ER	HR	HB	BB	SO	WP	BK	AVG.
TOTALS	90-72	4.20	162	162	2	1	36	1457.1	1366	737	680	156	90	540	1213	58	7	.247
	W-L	ERA	G	GS	CG	SHO	SV	IP	H	R	ER	HR	HB	BB	SO	WP	BK	AVG.
vs. LHB	---	---	---	---	---	---	---	---	603	---	---	56	31	243	542	23	---	.241
vs. RHB	---	---	---	---	---	---	---	---	763	---	---	100	59	297	671	35	---	.252
	W-L	ERA	G	GS	CG	SHO	SV	IP	H	R	ER	HR	HB	BB	SO	WP	BK	AVG.
HOME	45-36	4.48	81	81	0	0	13	745.0	752	410	371	77	49	276	619	28	7	.262
ROAD	45-36	3.90	81	81	2	1	23	712.1	614	327	309	79	41	264	594	30	0	.231
	W-L	ERA	G	GS	CG	SHO	SV	IP	H	R	ER	HR	HB	BB	SO	WP	BK	AVG.
DAY	30-20	3.99	50	50	1	0	11	446.2	388	215	198	50	35	166	374	15	1	.231
NIGHT	60-52	4.29	112	112	1	1	25	1010.2	978	522	482	106	55	374	839	43	6	.254
	W-L	ERA	G	GS	CG	SHO	SV	IP	H	R	ER	HR	HB	BB	SO	WP	BK	AVG.
vs. AL	80-64	4.26	144	144	2	1	31	1300.1	1223	666	615	142	80	490	1092	51	7	.248
vs. NL	10-8	3.73	18	18	0	0	5	157.0	143	71	65	14	10	50	121	7	0	.240
	W-L	ERA	G	GS	CG	SHO	SV	IP	H	R	ER	HR	HB	BB	SO	WP	BK	AVG.
BALTIMORE	10-8	4.74	18	18	0	0	2	157.2	159	92	83	20	8	61	130	6	0	.263
CLEVELAND	4-6	4.19	10	10	0	0	1	86.0	74	40	40	13	6	27	85	2	0	.233
CHICAGO (AL)	2-4	5.09	6	6	0	0	1	53.0	58	32	30	6	6	17	43	4	0	.279
CHICAGO (NL)	2-1	4.00	3	3	0	0	1	27.0	26	15	12	0	4	8	22	2	0	.248
DETROIT	5-1	2.29	6	6	0	0	2	51.0	40	13	13	5	3	15	45	1	0	.212
HOUSTON	3-0	3.33	3	3	0	0	2	27.0	30	10	10	1	1	4	22	1	0	.286
KANSAS CITY	5-3	3.67	8	8	0	0	2	76.0	79	35	31	6	1	24	57	1	2	.274
LA (AL)	6-2	3.23	8	8	0	0	2	78.0	73	29	28	5	2	24	66	6	0	.247
MILWAUKEE	2-1	3.33	3	3	0	0	0	27.0	20	11	10	5	0	4	22	0	0	.204
MINNESOTA	5-2	3.52	7	7	0	0	2	64.0	60	29	25	3	1	24	51	0	6	.249
NEW YORK (AL)	12-6	3.90	18	18	0	0	6	166.0	140	79	72	17	18	74	157	5	0	.229
OAKLAND	6-2	4.26	8	8	0	0	3	76.0	77	43	36	5	5	32	53	4	2	.256
PHILADELPHIA	1-2	3.24	3	3	0	0	1	25.0	18	9	9	4	0	6	17	0	0	.202
PITTSBURGH	1-2	3.24	3	3	0	0	1	25.0	22	11	9	2	2	11	17	2	0	.234
SAN DIEGO	1-2	5.19	3	3	0	0	0	26.0	27	15	15	2	3	17	21	2	0	.260
SEATTLE	5-4	3.76	9	9	1	0	3	79.0	82	36	33	7	1	26	61	6	0	.264
TAMPA BAY	6-12	4.60	18	18	1	1	4	166.1	152	96	85	18	14	60	132	9	2	.240
TEXAS	4-6	6.80	10	10	0	0	0	86.0	98	65	65	21	4	39	67	2	2	.290
TORONTO	10-8	4.13	18	18	0	0	3	161.1	131	77	74	16	11	67	145	5	0	.220

2011 IN REVIEW



2011 STATISTICAL SUMMARY, CONTINUED

2011 DAY-BY-DAY

DATE	D/N	OPPONENT	SCORE	REC.	POS.	GA/GB	WINNING PITCHER
4/1	D	at Texas	L5-9	0-1	T4th	-1.0	Oliver (1-0)
4/2	N	at Texas	L5-12	0-2	T4th	-2.0	Lewis (1-0)
4/3	D	at Texas	L1-5	0-3	T4th	-3.0	Harrison (1-0)
4/4		OFF DAY		0-3	T4th	-3.5	
4/5	N	at Cleveland	L1-3	0-4	T4th	-4.0	Tomlin (1-0)
4/6	N	at Cleveland	L4-8	0-5	T4th	-4.0	R. Perez (1-0)
4/7	D	at Cleveland	L0-1	0-6	T4th	-5.0	R. Perez (2-0)
4/8	D	vs. NEW YORK (AL)	W9-6	1-6	T4th	-4.5	LACKEY (1-1)
4/9	D	vs. NEW YORK (AL)	L4-9	1-7	T4th	-5.0	Robertson (1-0)
4/10	N	vs. NEW YORK (AL)	W4-0	2-7	4th	-4.0	BECKETT (1-1)
4/11	N	vs. TAMPA BAY	L5-16	2-8	T4th	-4.5	Hellickson (1-1)
4/12	N	vs. TAMPA BAY	L2-3	2-9	5th	-5.0	Price (1-2)
4/13	N	vs. TAMPA BAY		2-9	5th	-4.5	PPD (Rain)/Made up 8/16
4/14		OFF DAY		2-9	5th	-5.0	
4/15	N	vs. TORONTO	L6-7	2-10	5th	-5.0	Cecil (1-1)
4/16	D	vs. TORONTO	W4-1	3-10	5th	-5.0	BECKETT (2-1)
4/17	D	vs. TORONTO	W8-1	4-10	5th	-5.0	LESTER (1-1)
4/18	D	vs. TORONTO	W9-1	5-10	5th	-4.5	MATSUZAKA (1-2)
4/19	N	at Oakland	L0-5	5-11	5th	-4.5	Anderson (1-1)
4/20	D	at Oakland	W5-3	6-11	5th	-4.5	BUCHHOLZ (1-2)
4/21	N	at LA Angels	W4-2 (11)	7-11	5th	-4.0	JENKS (1-1)
4/22	N	at LA Angels	W4-3	8-11	5th	-3.5	LESTER (2-1)
4/23	N	at LA Angels	W5-0	9-11	3rd	-3.5	MATSUZAKA (2-2)
4/24	D	at LA Angels	W7-0	10-11	3rd	-3.5	LACKEY (2-2)
4/25		OFF DAY			3rd	-3.0	
4/26	N	at Baltimore	L1-4	10-12	4th	-3.0	Britton (4-1)
4/27	N	at Baltimore	L4-5	10-13	5th	-4.0	Uehara (1-0)
4/28	N	at Baltimore	W6-2	11-13	4th	-4.0	LESTER (3-1)
4/29	N	vs. SEATTLE	L4-5	11-14	5th	-4.0	Vargas (1-2)
4/30	N	vs. SEATTLE	L0-2	11-15	5th	-5.0	Fister (2-3)
5/1	D	vs. SEATTLE	W3-2	12-15	5th	-5.0	PAPELBON (1-0)
5/2	N	vs. LA ANGELS	W9-5	13-15	T4th	-5.0	BUCHHOLZ (2-3)
5/3	N	vs. LA ANGELS	W7-3	14-15	3rd	-4.0	LESTER (4-1)
5/4	N	vs. LA ANGELS	L3-5 (13)	14-16	T4th	-4.0	Bell (1-0)
5/5	D	vs. LA ANGELS	L0-11	14-17	T4th	-4.0	Pineiro (1-0)
5/6	N	vs. MINNESOTA	L2-9	14-18	5th	-5.0	Baker (2-2)
5/7	D	vs. MINNESOTA	W4-0	15-18	T4th	-4.0	BUCHHOLZ (3-3)
5/8	D	vs. MINNESOTA	W9-5	16-18	3rd	-4.0	MATSUZAKA (3-3)
5/9	N	vs. MINNESOTA	W2-1 (11)	17-18	3rd	-3.5	OKAJIMA (1-0)
5/10	N	at Toronto	L6-7 (10)	17-19	3rd	-4.5	Villanueva (1-0)
5/11	N	at Toronto	L3-9	17-20	3rd	-5.0	Litsch (4-2)
5/12		OFF DAY		17-20	4th	-5.0	
5/13	N	at New York (AL)	W5-4	18-20	T3rd	-5.0	BUCHHOLZ (4-3)
5/14	N	at New York (AL)	W6-0	19-20	T3rd	-4.0	BECKETT (3-1)
5/15	N	at New York (AL)	W7-5	20-20	T3rd	-3.0	LESTER (5-1)
5/16	N	vs. BALTIMORE	W8-7	21-20	T2nd	-3.0	ACEVES (1-0)
5/17	N	vs. BALTIMORE		21-20	T3rd	-2.5	PPD (Rain)/Made up 9/19
5/18	N	vs. DETROIT	W1-0	22-20	3rd	-2.5	BARD (1-3)
5/19	N	vs. DETROIT	W4-3	23-20	3rd	-1.5	PAPELBON (2-0)
5/20	N	vs. CHICAGO (NL)	W15-5	24-20	2nd	-0.5	LESTER (6-1)
5/21	N	vs. CHICAGO (NL)	L3-9	24-21	3rd	-0.5	Marshall (2-0)
5/22	N	vs. CHICAGO (NL)	W5-1	25-21	3rd	-0.5	WAKEFIELD (1-1)
5/23	N	at Cleveland	L2-3	25-22	3rd	-0.5	J. Smith (2-1)
5/24	N	at Cleveland	W4-2	26-22	2nd	-0.5	BECKETT (4-1)
5/25	D	at Cleveland	W14-2	27-22	2nd	-0.5	LESTER (7-1)
5/26	D	at Detroit	W14-1	28-22	T1st	+1.5	ACEVES (2-0)
5/27	N	at Detroit	W6-3	29-22	1st	+1.0	WAKEFIELD (2-1)
5/28	N	at Detroit		29-22	1st	+1.5	PPD (Rain)/Made up 5/29
5/29	D	at Detroit	W4-3	30-22			ALBERS (1-2)
5/29	N	at Detroit	L0-3	30-23	1st	+1.0	Verlander (5-3)
5/30	N	vs. CHICAGO (AL)	L3-7	30-24	T1st	+1.5	Peavy (2-0)
5/31	N	vs. CHICAGO (AL)	L7-10	30-25	2nd	-1.0	Humber (4-3)
6/1	D	vs. CHICAGO (AL)	L4-7	30-26	2nd	-2.0	Floyd (6-5)
6/2		OFF DAY		30-26	2nd	-2.0	
6/3	N	vs. OAKLAND	W8-6	31-26	2nd	-1.0	JENKS (0-1)
6/4	D	vs. OAKLAND	W9-8 (14)	32-26	2nd	-1.0	ACEVES (3-1)
6/5	D	vs. OAKLAND	W6-3	33-26	2nd	-1.0	LACKEY (3-5)
6/6		OFF DAY		33-26	2nd	-1.0	
6/7	N	at New York (AL)	W6-4	34-26	T1st	+1.0	LESTER (8-2)
6/8	N	at New York (AL)	W11-6	35-26	1st	+1.0	WAKEFIELD (3-1)
6/9	N	at New York (AL)	W8-3	36-26	1st	+2.0	BECKETT (5-2)
6/10	N	at Toronto	W5-1	37-26	1st	+2.0	BUCHHOLZ (5-3)
6/11	D	at Toronto	W16-4	38-26	1st	+2.0	LACKEY (4-5)
6/12	D	at Toronto	W14-1	39-26	1st	+2.0	LESTER (9-2)
6/13		OFF DAY		39-26	1st	+2.5	

2011 STATISTICAL SUMMARY, CONTINUED

LOSING PITCHER	SAVE	2011 DAY-BY-DAY		ATT. TOTAL	ROAD NO.	ATT. TOTAL
		DAILY ATT.	HOME NO.			
BARD (0-1)		50,146			1	50,146
LACKEY (0-1)		48,356			2	98,502
BUCHHOLZ (0-1)		46,326			3	144,828
BECKETT (0-1)	C. Perez (1)	9,025			4	153,853
MATSUZAKA (0-1)		9,523			5	163,376
BARD (0-2)	C. Perez (2)	10,594			6	173,970
Colon (0-1)	PAPELBON (1)	37,178	1	37,178		
BUCHHOLZ (0-2)		37,488	2	74,666		
Sabathia (0-1)		37,861	3	112,527		
MATSUZAKA (0-2)		37,568	4	150,095		
LESTER (0-1)	Farnsworth (2)	37,015	5	187,110		
JENKS (0-1)	Rauch (3)	37,467	6	224,577		
Reyes (0-2)	PAPELBON (2)	37,310	7	261,887		
Litsch (1-1)		37,802	8	299,689		
Romero (1-2)		37,916	9	337,605		
LACKEY (1-2)		25,230			7	199,200
Gonzalez (2-1)	PAPELBON (3)	29,045			8	228,245
Thompson (0-1)	PAPELBON (4)	37,003			9	265,248
Haren (4-1)	PAPELBON (5)	39,005			10	304,253
Santana (0-3)		40,025			11	344,278
Palmer (1-1)		35,107			12	379,385
BUCHHOLZ (1-3)	Gregg (3)	18,938			13	398,323
BARD (0-3)	Gregg (4)	15,514			14	413,837
Johnson (1-1)		21,209			15	435,046
JENKS (1-2)	League (6)	37,845	10	375,450		
LACKEY (2-3)	League (7)	37,901	11	413,351		
Wright (0-1)		37,079	12	450,430		
Weaver (6-1)		37,017	13	487,447		
Haren (4-2)		37,043	14	524,490		
MATSUZAKA (2-3)		37,037	15	561,527		
LACKEY (2-4)		37,013	16	598,540		
WAKEFIELD (0-1)		37,798	17	636,338		
Duensing (2-2)		37,234	18	673,572		
Pavano (2-4)		37,526	19	711,098		
Hoey (0-1)		37,276	20	748,374		
ALBERS (0-1)		17,820			16	452,866
LACKEY (2-5)		19,163			17	472,029
Colon (2-2)	PAPELBON (6)	48,254			18	520,283
Sabathia (3-3)		48,790			19	569,073
Garcia (2-3)	PAPELBON (7)	46,945			20	616,018
Gregg (0-1)		37,138	21	785,512		
Schlereth (0-1)	PAPELBON (8)	37,311	22	822,823		
Albuquerque (0-1)		37,660	23	860,483		
Davis (0-2)	ATCHISON (1)	37,140	24	897,623		
ALBERS (0-2)		37,798	25	935,421		
Russell (1-5)		37,688	26	973,109		
BARD (1-4)	C. Perez (13)	19,225			21	635,243
Carmona (3-5)	PAPELBON (9)	23,752			22	658,995
Talbot (1-1)		26,408			23	685,403
Scherzer (6-2)		24,213			24	709,616
Porcello (4-3)		34,046			25	743,662
Valverde (2-2)	PAPELBON (10)	36,285			26	779,947
BECKETT (4-2)	Valverde (12)	39,873			27	819,820
LESTER (7-2)		37,463	27	1,010,572		
ACEVES (2-1)		37,269	28	1,047,841		
ALBERS (1-3)	Santos (9)	37,321	29	1,085,162		
Devine (0-1)	PAPELBON (11)	37,808	30	1,122,970		
Moscoso (2-1)		37,485	31	1,160,455		
Anderson (3-6)	BARD (1)	37,796	32	1,198,251		
Garcia (4-5)	PAPELBON (12)	48,450			28	868,270
Burnett (6-4)	ACEVES (1)	47,863			29	916,133
Sabathia (7-4)		48,845			30	964,978
Reyes (2-5)		28,588			31	993,566
Morrow (2-4)		39,437			32	1,033,003
Drabek (4-5)		30,364			33	1,063,367

2011 STATISTICAL SUMMARY, CONTINUED

2011 DAY-BY-DAY, CONTINUED

DATE	D/N	OPPONENT	SCORE	REC.	POS.	GA/GB	WINNING PITCHER
6/14	N	at Tampa Bay	L0-4	39-27	1st	+1.5	Shields (6-4)
6/15	N	at Tampa Bay	W3-0	40-27	1st	+1.5	BECKETT (6-2)
6/16	N	at Tampa Bay	W4-2	41-27	1st	+1.5	BUCHHOLZ (6-3)
6/17	N	vs. MILWAUKEE	W10-4	42-27	1st	+2.5	LACKEY (5-5)
6/18	N	vs. MILWAUKEE	L2-4	42-28	1st	+1.5	Wolf (5-4)
6/19	D	vs. MILWAUKEE	W12-3	43-28	1st	+1.5	WAKEFIELD (4-2)
6/20	N	vs. SAN DIEGO	W14-5	44-28	1st	+1.5	ALBERS (2-3)
6/21	N	vs. SAN DIEGO	L4-5	44-29	1st	+1.0	Gualis (4-3)
6/22	D	vs. SAN DIEGO	L1-5 (8)	44-30	1st	+0.5	Richard (3-9)
6/23		OFF DAY		44-30	1st	+0.5	
6/24	N	at Pittsburgh	L1-3	44-31	1st	+0.5	Maholm (4-8)
6/25	N	at Pittsburgh	L4-6	44-32	2nd	-0.5	Karstans (5-4)
6/26	D	at Pittsburgh	W4-2	45-32	2nd	-0.5	MILLER (1-0)
6/27		OFF DAY		45-32	2nd	-0.5	
6/28	N	at Philadelphia	L0-5	45-33	2nd	-1.5	Lee (9-5)
6/29	N	at Philadelphia	L1-2	45-34	2nd	-2.5	Worley (3-1)
6/30	D	at Philadelphia	W5-2	46-34	2nd	-2.5	LESTER (10-4)
7/1	N	at Houston	W7-5	47-34	2nd	-2.5	WHEELER (1-1)
7/2	N	at Houston	W10-4	48-34	2nd	-2.5	MILLER (2-0)
7/3	D	at Houston	W2-1	49-34	2nd	-1.5	BECKETT (7-3)
7/4	D	vs. TORONTO	L7-9	49-35	2nd	-1.5	Morrow (5-4)
7/5	N	vs. TORONTO	W3-2	50-35	2nd	-1.5	ALBERS (3-3)
7/6	N	vs. TORONTO	W6-4	51-35	2nd	-0.5	WAKEFIELD (5-3)
7/7	N	vs. MILLMORE	W10-4	52-35	1st	+0.5	MILLER (3-0)
7/8	N	vs. BALTIMORE	W10-3	53-35	1st	+1.0	BECKETT (8-3)
7/9	N	vs. BALTIMORE	W4-0	54-35	1st	+1.0	LACKEY (6-8)
7/10	D	vs. BALTIMORE	W8-6	55-35	1st	+1.0	ACEVES (4-1)
7/11		ALL-STAR BREAK					
7/12		ALL-STAR BREAK					
7/13		ALL-STAR BREAK					
7/14		OFF DAY		55-35	1st	+1.5	
7/15	N	at Tampa Bay	L6-9	55-36	1st	+1.5	Price (9-7)
7/16	D	at Tampa Bay	W9-5	56-36	1st	+1.5	LACKEY (7-8)
7/17	N	at Tampa Bay	W1-0 (16)	57-36	1st	+1.5	ACEVES (5-1)
7/18	N	at Baltimore	W15-10	58-36	1st	+1.5	WHEELER (2-1)
7/19	N	at Baltimore	L2-6	58-37	1st	+1.5	Guthrie (4-13)
7/20	D	at Baltimore	W4-0	59-37	1st	+1.5	MILLER (4-1)
7/21		OFF DAY		59-37	1st	+2.0	
7/22	N	vs. SEATTLE	W7-4	60-37	1st	+2.0	LACKEY (8-8)
7/23	N	vs. SEATTLE	W3-1	61-37	1st	+3.0	BECKETT (9-3)
7/24	D	vs. SEATTLE	W12-8	62-37	1st	+3.0	WAKEFIELD (6-3)
7/25	N	vs. KANSAS CITY	L1-3 (14)	62-38	1st	+2.0	Coleman (1-2)
7/26	N	vs. KANSAS CITY	W13-9	63-38	1st	+2.0	ACEVES (6-1)
7/27	N	vs. KANSAS CITY	W12-5	64-38	1st	+3.0	LACKEY (9-8)
7/28	D	vs. KANSAS CITY	L3-4	64-39	1st	+2.5	Hochevar (7-8)
7/29	N	at Chicago (AL)	L1-3	64-40	1st	+2.5	Floyd (9-9)
7/30	N	at Chicago (AL)	W10-2	65-40	1st	+2.0	LESTER (11-4)
7/31	D	at Chicago (AL)	W5-3	66-40	1st	+2.0	ACEVES (7-1)
8/1	N	vs. CLEVELAND	L6-9	66-41	1st	+1.0	Perez (4-1)
8/2	N	vs. CLEVELAND	W3-2	67-41	1st	+1.0	PAPELBON (3-0)
8/3	N	vs. CLEVELAND	W4-3	68-41	1st	+1.0	PAPELBON (4-0)
8/4	N	vs. CLEVELAND	L3-7	68-42	T1st	--	Masterson (9-7)
8/5	N	vs. NEW YORK (AL)	L2-3	68-43	2nd	-1.0	Logan (3-2)
8/6	D	vs. NEW YORK (AL)	W10-4	69-43	T1st	--	LACKEY (10-8)
8/7	N	vs. NEW YORK (AL)	W3-2	70-43	1st	+1.0	BARD (2-5)
8/8	N	at Minnesota	W8-6	71-43	1st	+1.5	ACEVES (8-1)
8/9	N	at Minnesota	W4-3	72-43	1st	+2.5	ALBERS (4-3)
8/10	N	at Minnesota	L2-5	72-44	1st	+1.5	Perkins (4-2)
8/11		OFF DAY		72-44	1st	+1.0	
8/12	N	at Seattle	W6-4	73-44	1st	+2.0	LACKEY (11-8)
8/13	N	at Seattle	L4-5	73-45	1st	+1.0	Hernandez (11-10)
8/14	D	at Seattle	L3-5	73-46	1st	+0.5	Furbush (3-4)
8/15		OFF DAY		73-46	T1st	--	
8/16	D	vs. TAMPA BAY	W3-1	74-46			LESTER (12-6)
8/16	N	vs. TAMPA BAY	L2-6	74-47	2nd	-0.5	Niemann (8-4)
8/17	N	vs. TAMPA BAY	L0-4	74-48	2nd	-0.5	Price (11-10)
8/18	N	at Kansas City	W4-3	75-48	2nd	-0.5	BECKETT (10-5)
8/19	N	at Kansas City	W7-1	76-48	2nd	-0.5	MILLER (5-1)
8/20	N	at Kansas City	L4-9	76-49	2nd	-0.5	Paulino (2-5)
8/21	D	at Kansas City	W6-1	77-49	2nd	-0.5	LESTER (13-6)
8/22	N	at Texas	L0-4	77-50	2nd	-1.0	Wilson (13-5)
8/23	N	at Texas	W11-5	78-50	T1st	--	LACKEY (12-9)
8/24	N	at Texas	W13-2	79-50	1st	+1.0	BECKETT (11-5)
8/25	N	at Texas	W6-0	80-50	1st	+1.0	MILLER (6-1)
8/26	N	vs. OAKLAND	L5-15	80-51	1st	+1.0	Gonzalez (11-11)

2011 STATISTICAL SUMMARY, CONTINUED

2011 DAY-BY-DAY, CONTINUED

LOSING PITCHER	SAVE	DAILY ATT.	HOME NO.	ATT. TOTAL	ROAD NO.	ATT. TOTAL
WAKEFIELD (3-2)		20,972			34	1,084,339
Hellickson (7-5)		19,388			35	1,103,727
Price (7-6)	PAPELBON (13)	23,495			36	1,127,222
Estrada (1-4)		37,833	33	1,236,084		
LESTER (9-3)	Axford (19)	38,175	34	1,274,259		
Gallardo (8-4)		37,903	35	1,312,162		
Luebke (1-2)		38,020	36	1,350,182		
WHEELER (0-1)	Bell (19)	38,422	37	1,388,604		
LACKEY (5-6)		37,419	38	1,426,023		
LESTER (9-4)	Hanrahan (21)	39,330			37	1,166,552
WAKEFIELD (4-3)	Hanrahan (22)	39,483			38	1,206,035
Wood (0-2)	PAPELBON (14)	39,511			39	1,245,546
BECKETT (6-3)		45,714			40	1,291,260
LACKEY (5-7)	Bastardo (3)	45,612			41	1,336,872
Herndon (0-2)	PAPELBON (15)	45,810			42	1,382,682
Escalona (1-1)	PAPELBON (16)	36,279			43	1,418,961
Happ (3-10)		39,021			44	1,457,982
Melancon (5-2)	PAPELBON (17)	38,035			45	1,496,017
LACKEY (5-8)	Francisco (10)	38,072	39	1,464,095		
Cecil (1-4)	PAPELBON (18)	37,745	40	1,501,840		
Romero (7-8)	PAPELBON (19)	37,404	41	1,539,244		
Arrieta (9-6)		37,981	42	1,577,225		
Britton (6-7)		37,729	43	1,614,954		
Simon (1-2)		38,205	44	1,653,159		
Guthrie (3-12)	PAPELBON (20)	37,688	45	1,690,847		
MILLER (3-1)	Farnsworth (18)	25,729			46	1,521,746
Shields (8-8)		32,487			47	1,554,233
Russell (1-2)	PAPELBON (21)	21,504			48	1,575,737
Gonzalez (1-2)		27,924			49	1,603,661
WEILAND (0-1)	Johnson (1)	32,314			50	1,635,975
Arrieta (9-7)		35,174			51	1,671,149
Hernandez (8-9)	PAPELBON (22)	38,048	46	1,728,895		
Beavan (1-2)	PAPELBON (23)	38,115	47	1,767,010		
Pineda (8-7)		37,650	48	1,804,660		
WILLIAMS (0-1)	Soria (18)	37,727	49	1,842,387		
Adcock (1-1)		37,460	50	1,879,847		
Chen (5-4)		38,329	51	1,918,176		
BECKETT (9-4)	Soria (19)	37,822	52	1,955,998		
WAKEFIELD (6-4)	Santos (22)	27,513			52	1,698,662
Humber (8-7)		33,919			53	1,732,581
Crain (5-3)		28,278			54	1,760,859
BARD (1-5)		37,943	53	1,993,941		
Pestano (1-1)		38,101	54	2,032,042		
Smith (2-2)		38,172	55	2,070,214		
MORALES (0-1)		38,477	56	2,108,691		
LESTER (11-5)	Rivera (29)	38,006	57	2,146,697		
Sabathia (16-6)		37,416	58	2,184,113		
Hughes (2-4)		38,189	59	2,222,302		
Perkins (3-2)	PAPELBON (25)	40,080			55	1,800,939
Capps (3-6)	PAPELBON (26)	39,974			56	1,840,913
LESTER (11-6)	Nathan (9)	40,491			57	1,881,404
Beavan (3-3)	PAPELBON (27)	40,682			58	1,922,086
BECKETT (9-5)	League (28)	41,326			59	1,963,412
WAKEFIELD (6-5)	League (29)	43,777			60	2,007,189
Shields (11-10)	PAPELBON (28)	38,525	60	2,260,827		
BEDARD (4-8)		38,278	61	2,299,105		
LACKEY (11-9)		37,747	62	2,336,852		
Hochevar (8-10)	PAPELBON (29)	20,547			61	2,027,736
Francis (4-14)	ACEVES (2)	21,262			62	2,048,998
ALBERS (4-4)		28,588			63	2,077,586
Duffy (3-8)		25,723			64	2,103,309
BEDARD (4-9)		33,920			65	2,137,229
Lewis (11-9)		25,705			66	2,162,934
Harrison (10-9)		30,724			67	2,193,658
Ogando (12-6)		29,729			68	2,223,387
WAKEFIELD (6-6)		38,239	63	2,375,091		

2011 STATISTICAL SUMMARY, CONTINUED

2011 DAY-BY-DAY, CONTINUED

DATE	D/N	OPPONENT	SCORE	REC.	POS.	GA/GB	WINNING PITCHER
8/27	D	vs. OAKLAND	W9-3	81-51			LESTER (14-6)
8/27	N	vs. OAKLAND	W4-0	82-51	1st	+2.0	ACEVES (9-1)
8/28		OFF DAY (due to Hurricane Irene)			1st	+2.0	
8/29		OFF DAY			1st	+1.5	
8/30	N	vs. NEW YORK (AL)	L2-5	82-52	1st	+0.5	Sabathia (18-7)
8/31	N	vs. NEW YORK (AL)	W9-5	83-52	1st	+1.5	BECKETT (12-5)
9/1	N	vs. NEW YORK (AL)	L2-4	83-53	1st	+0.5	Wade (3-0)
9/2	N	vs. TEXAS	L0-10	83-54	2nd	-0.5	Holland (13-5)
9/3	D	vs. TEXAS	W12-7	84-54	2nd	-0.5	BEDARD (5-9)
9/4	D	vs. TEXAS	L4-11	84-55	2nd	-1.5	Harrison (11-9)
9/5	D	at Toronto	L0-1 (11)	84-56	2nd	-2.5	Camp (3-3)
9/6	N	at Toronto	W14-0	85-56	2nd	-2.5	LESTER (15-6)
9/7	N	at Toronto	L10-11	85-57	2nd	-2.5	Camp (4-3)
9/8	N	at Toronto	L4-7	85-58	2nd	-2.5	Romero (14-10)
9/9	N	at Tampa Bay	L2-7	85-59	2nd	-2.5	Davis (10-8)
9/10	N	at Tampa Bay	L5-6 (11)	85-60	2nd	-2.5	Gomes (2-1)
9/11	D	at Tampa Bay	L1-9	85-61	2nd	-3.5	Shields (15-10)
9/12		OFF DAY			2nd	-4.0	
9/13	N	vs. TORONTO	W18-6	86-61	2nd	-4.0	WAKEFIELD (7-6)
9/14	D	vs. TORONTO	L5-4	86-62	2nd	-4.0	Romero (15-10)
9/15	N	vs. TAMPA BAY	L2-9	86-63	2nd	-4.5	Hellickson (13-10)
9/16	N	vs. TAMPA BAY	W4-3	87-63	2nd	-3.5	BECKETT (13-5)
9/17	D	vs. TAMPA BAY	L3-4	87-64	2nd	-4.5	Niemann (11-7)
9/18	D	vs. TAMPA BAY	L5-8	87-65	2nd	-4.5	McGee (3-1)
9/19	D	vs. BALTIMORE	L6-5	87-66			Guthrie (9-17)
9/19	N	vs. BALTIMORE	W18-9	88-66	2nd	-5.0	ATCHISON (1-0)
9/20	N	vs. BALTIMORE	L5-7	88-67	2nd	-6.0	Eyre (2-1)
9/21	N	vs. BALTIMORE	L4-6	88-68	2nd	-7.5	Rapada (2-0)
9/22		OFF DAY		88-68	2nd	-7.0	
9/23	N	at New York (AL)		88-68	2nd	-7.0	PPD (Rain)/made up 9/25
9/24	D	at New York (AL)	L1-9	88-69	2nd	-8.0	Garcia (12-8)
9/25	D	at New York (AL)	L2-6	88-70			Burnett (11-11)
9/25	N	at New York (AL)	W7-4	89-70	2nd	-8.0	MORALES (1-1)
9/26	N	at Baltimore	L3-6	89-71	2nd	-8.0	Patton (2-1)
9/27	N	at Baltimore	W8-7	90-71	2nd	-7.0	ACEVES (10-2)
9/28	N	at Baltimore	L3-4	90-71	2nd	-7.0	Johnson (6-5)

81 HOME SELLOUTS IN 2011, 712 IN A ROW SINCE MAY 15, 2003

2011 BREAKDOWNS

RED SOX BY MONTHS

April (11-15), May (19-10), June (16-9), July (20-6), August (17-12), September (7-20)

RED SOX RECORD WHEN...

Overall	90-72	AL East Standing.....	3rd, 7.0 GB	At Home	45-36
On Road	45-36	In day games	30-20	In night games	60-52
vs. AL East.....	38-34	vs. AL Central	21-16	vs. AL West	21-14
vs. National League.....	10-8	vs. RH starter	57-50	vs. LH starter	33-22
Leading after 6 innings	68-9	Tied after 6 innings.....	15-10	Trailing after 6 innings.....	7-53
Leading after 7 innings	77-6	Tied after 7 innings.....	11-5	Trailing after 7 innings.....	2-61
Leading after 8 innings	77-1	Tied after 8 innings.....	11-2	Trailing after 8 innings.....	2-69
Red Sox score 1st.....	57-22	Opponent scores 1st.....	33-50	Shutouts	13-11
Scoring less than 3 runs....	4-34	Scoring 3 or 4 runs.....	24-23	Scoring 5 or more runs	62-15
One-run games	19-19	Two-run games	16-13	Walk-offs	8-4
Extra innings (home).....	3-2	Extra innings (road)	3-3	Extra innings (total).....	6-5
Series openers.....	22-30	Series finales.....	31-21	Series W-L-T (home).....	13-9-4
Series W-L-T (road).....	14-11-1	Series W-L-T (total)	27-20-4	Series sweeps (home).....	5-2
Series sweeps (road)	5-4	Series sweeps (total)	10-6	Come-from-behind wins....	42, last 9/27
Innings batting around.....	31, last 9/19	Games decided, last AB	15-12		

RUNS BY INNINGS

	1	2	3	4	5	6	7	8	9	10+	TOTAL
Red Sox	103	87	116	108	94	90	124	100	43	10	875
Opponents	96	98	84	81	81	95	61	87	46	8	737

WINNING AND LOSING MARGINS

	1	2	3	4	5	6	7	8	9	10+
RUNS WON BY	19	16	8	15	6	9	4	2	3	8
RUNS LOST BY	19	13	11	12	5	2	4	2	0	4

2011 DAY-BY-DAY, CONTINUED

LOSING PITCHER	SAVE	DAILY ATT.	HOME NO.	ATT. TOTAL	ROAD NO.	ATT. TOTAL
Moscoso (6-8)		37,314	64	2,412,405		
Godfrey (1-2)		37,039	65	2,449,444		
LACKEY (12-10)		37,773	66	2,487,217		
Hughes (4-5)		38,021	67	2,525,238		
ACEVES (9-2)	Rivera (36)	38,074	68	2,563,312		
MILLER (6-2)		38,083	69	2,601,395		
Lewis (11-10)		37,806	70	2,639,201		
LACKEY (12-11)		37,744	71	2,676,945		
WHEELER (2-2)		27,573			69	2,250,960
Perez (3-3)		17,565			70	2,268,525
BARD (2-6)	Francisco (13)	16,154			71	2,284,679
MILLER (6-3)		17,189			72	2,301,868
LACKEY (12-12)		18,482			73	2,320,350
BARD (2-7)		24,566			74	2,344,916
LESTER (15-7)		25,220			75	2,370,136
Morrow (9-11)		38,020	72	2,714,965		
BARD (2-8)	Francisco (15)	37,087	73	2,752,052		
WEILAND (0-2)		38,071	74	2,790,123		
Shields (15-11)	PAPELBON (30)	38,019	75	2,828,142		
LESTER (15-8)	Peralta (4)	37,682	76	2,865,824		
WAKEFIELD (7-7)	Peralta (5)	37,613	77	2,903,437		
WEILAND (0-3)	Johnson (7)	37,885	78	2,941,322		
Matusz (1-8)		37,261	79	2,978,583		
BARD (2-9)	Johnson (8)	37,414	80	3,015,997		
BECKETT (13-6)	Johnson (9)	38,004	81	3,054,001		
LESTER (15-9)		49,556			76	2,419,692
WAKEFIELD (7-8)		49,541			77	2,469,233
Proctor (0-2)	DOUBRONT (1)	49,072			78	2,518,305
BECKETT (13-7)		21,786			79	2,540,091
Britton (11-11)	PAPELBON (31)	22,123			80	2,562,214
PAPELBON (4-1)		29,749			81	2,591,963

PITCHING BREAKDOWN

	W-L	ERA	IP	H	R	ER	BB	SO	HR
STARTERS	64-50	4.49	940.0	927	516	469	358	734	113
RELIEVERS	26-22-36	3.67	517.1	439	221	211	182	479	43

CATCHING BREAKDOWN

	CS	SBA	CS%	PB	PICKOFFS
Lavarnway	1	1	100.0%	0	0
Saltalamacchia	28	111	25.2%	26	0
Varitek	10	83	12.0%	6	0

EJECTIONS (10)

Terry Francona, 4/19/11 at OAK, 4th inning by HP umpire Jim Reynolds
Terry Francona, 5/6/11 vs. MIN, 2nd inning by HP umpire Angel Hernandez
Jason Varitek, 6/4/11 vs. OAK, 9th inning by HP umpire Tony Randazzo
Jonathan Papelbon, 6/4/11 vs. OAK, 9th inning by HP umpire Tony Randazzo
David Ortiz, 7/8/11 vs. BAL, 8th inning by HP umpire Mike Estabrook
Jarrod Saltalamacchia, 7/8/11 vs. BAL, 8th inning by HP umpire Mike Estabrook
Terry Francona, 7/10/11 vs. BAL, 5th inning by HP umpire Marty Foster
Kyle Weiland, 7/10/11 vs. BAL, 5th inning by HP umpire Marty Foster
Kevin Youkilis, 8/2/11 vs. CLE, 8th inning by 1B umpire Gerry Davis
Terry Francona, 8/13/11 at SEA, 4th inning by HP umpire Mark Ripperger

WALK-OFF WINS (8)

5/1 vs. SEA, 9th inning, Carl Crawford RBI single, scoring Jed Lowrie
5/9 vs. MIN, 11th inning, Carl Crawford RBI double, scoring Jose Iglesias
5/16 vs. BAL, 9th inning, Adrian Gonzalez RBI double, scoring Jacoby Ellsbury and Dustin Pedroia
5/19 vs. DET, 9th inning, Carl Crawford RBI single, scoring Darnell McDonald (pinch running for David Ortiz)
6/4 vs. OAK, 14th inning, J.D. Drew RBI single, scoring Carl Crawford
8/2 vs. CLE, 9th inning, Jacoby Ellsbury RBI single, scoring Jarrod Saltalamacchia (pinch running for Jason Varitek)
8/3 vs. CLE, 9th inning, Jacoby Ellsbury solo home run
8/7 vs. CLE, 10th inning, Josh Reddick RBI single, scoring Darnell McDonald (pinch running for David Ortiz)

GO-AHEAD RBI (157)

Gonzalez	30
Pedroia	23
Ellsbury	20
Youkilis	18
Ortiz	16
Crawford	10
Lowrie	9
Scutaro	6
Varitek	6
Saltalamacchia	5
Drew	3
Reddick	3
Aviles	2
Sutton	2
Cameron	1
Lavarney	1
McDonald	1
Navarro	1

2-OUT RBI (306)

Ellsbury	45
Gonzalez	41
Ortiz	33
Youkilis	32
Pedroia	30
Scutaro	25
Crawford	22
Saltalamacchia	16
Lowrie	14
Varitek	11
Reddick	10
McDonald	7
Aviles	5
Drew	5
Cameron	3
Sutton	3
Lavarney	2
Lackey	1
Navarro	1

PICKOFFS BY PITCHERS (16)

Lester	4
Morales	4
Wakefield	3
Doubont	2
Albers	1
Buchholz	1
Reyes	1

MULTI-RUN INNINGS (223)

2 Runs	131
3 Runs	43
4 Runs	21
5 Runs	14
6 Runs	5
7 Runs	5
8 Runs	3
9 Runs	0
10 Runs	1

INFIELD BASE HITS (138)

Pedroia	27
Ellsbury	21
Crawford	13
Scutaro	13
Gonzalez	10
Ortiz	9
Aviles	8
Lowrie	7
Youkilis	7
McDonald	6
Drew	5
Reddick	4
Saltalamacchia	2
Sutton	2
Cameron	1
Iglesias	1
Lavarney	1
Varitek	1

BUNT BASE HITS (5)

Gonzalez	2
Aviles	1
McDonald	1
Reddick	1

OUTFIELD ASSISTS (17)

Ellsbury	6
Reddick	5
Drew	3
McDonald	2
Crawford	1

STARTS BY BATTING ORDER (Total, Red Sox W-L)

1st: Crawford (7, 3-4), Drew (3, 3-0), Ellsbury (144, 79-65), Lowrie (2, 1-1), McDonald (2, 2-0), Scutaro (4, 2-2)
2nd: Aviles (4, 1-3), Crawford (10, 2-8), Lowrie (5, 4-1), McDonald (3, 2-1), Pedroia (123, 72-51), Scutaro (17, 9-8)
3rd: Crawford (2, 0-2), Gonzalez (147, 87-60), Ortiz (3, 1-2), Pedroia (9, 2-7), Youkilis (1, 0-1)
4th: Gonzalez (6, 0-6), Lowrie (1, 1-0), Ortiz (22, 10-12), Pedroia (25, 14-11), Youkilis (108, 65-43)
5th: Crawford (1, 1-0), Drew (5, 4-1), Gonzalez (6, 2-4), Lavarney (1, 0-1), Lowrie (13, 10-3), McDonald (2, 0-2), Ortiz (108, 65-43), Pedroia (1, 0-1), Reddick (13, 5-8), Varitek (1, 1-0), Youkilis (11, 2-9)
6th: Aviles (2, 1-1), Cameron (7, 4-3), Crawford (47, 27-20), Drew (28, 16-12), Jackson (3, 0-3), Lavarney (5, 3-2), Lowrie (32, 21-11), McDonald (6, 2-4), Ortiz (5, 0-5), Reddick (12, 6-6), Saltalamacchia (10, 6-4), Scutaro (3, 3-0), Varitek (2, 1-1)
7th: Aviles (4, 1-3), Cameron (8, 4-4), Crawford (34, 21-13), Drew (11, 4-7), Jackson (2, 1-1), Lavarney (1, 1-0), Lowrie (22, 10-12), McDonald (5, 4-1), Navarro (1, 1-0), Reddick (16, 11-5), Saltalamacchia (26, 14-12), Scutaro (16, 10-6), Sutton (7, 3-4), Varitek (9, 5-4)
8th: Aviles (2, 0-2), Cameron (7, 7-0), Crawford (27, 18-9), Drew (18, 12-6), Ellsbury (2, 1-1), Lavarney (2, 1-1), Lowrie (2, 2-0), McDonald (4, 3-1), Navarro (1, 0-1), Reddick (18, 9-9), Saltalamacchia (33, 11-22), Scutaro (14, 5-9), Sutton (2, 1-1), Varitek (30, 20-10)
9th: Aviles (11, 5-6), Beckett (2, 1-1), Cameron (3, 1-2), Ellsbury (7, 5-2), Iglesias (1, 0-1), Lackey (1, 0-1), Lester (2, 1-1), McDonald (18, 6-12), Miller (2, 2-0), Navarro (7, 6-1), Reddick (5, 3-2), Saltalamacchia (27, 16-11), Scutaro (50, 26-24), Sutton (2, 2-0), Varitek (22, 15-7), Wakefield (2, 1-1)

STARTS BY POSITION (Total, Red Sox W-L)

C: Lavarney (2, 1-1), Saltalamacchia (96, 47-49), Varitek (64, 42-22)
1B: Gonzalez (155, 87-68), Ortiz (2, 1-1), Youkilis (5, 2-3)
2B: Aviles (1, 0-1), Pedroia (158, 88-70), Scutaro (2, 1-1), Sutton (1, 1-0)
SS: Aviles (6, 4-2), Iglesias (1, 0-1), Lowrie (47, 30-17), Navarro (2, 1-1), Scutaro (102, 54-48), Sutton (4, 1-3)
3B: Aviles (14, 3-11), Lowrie (29, 18-11), Navarro (4, 4-0), Sutton (4, 3-1), Youkilis (111, 62-49)
LF: Aviles (1, 0-1), Crawford (126, 72-54), Jackson (3, 1-2), McDonald (13, 5-8), Navarro (3, 2-1), Reddick (14, 9-5), Sutton (2, 1-1)
CF: Cameron (2, 1-1), Ellsbury (152, 84-68), McDonald (6, 3-3), Reddick (2, 2-0)
RF: Aviles (1, 1-0), Cameron (23, 15-8), Drew (65, 39-26), Gonzalez (2, 1-1), Jackson (2, 0-2), McDonald (21, 11-9), Reddick (48, 23-25)
DH: Crawford (2, 0-2), Ellsbury (1, 1-0), Gonzalez (2, 1-1), Lavarney (7, 4-3), Lowrie (1, 1-0), Ortiz (136, 75-61), Youkilis (4, 3-1)

2011 DISABLED LIST

PLAYER	INJURY	ON DL (RETRO TO)	REINSTATED	GAMES MISSED
Junichi Tazawa, RHP	Right elbow surgery	March 26	June 27	77 (45-32)
Felix Doubront, LHP	Rehab, left forearm inflammation	March 31 (March 22)	April 8	6 (0-6)
Matt Albers, RHP	Right latissimus strain	April 8 (April 6)	April 21	13 (6-7)
Bobby Jenks, RHP	Right biceps strain	May 5 (May 2)	May 31	27 (18-9)
Dan Wheeler, RHP	Left calf strain	May 5	May 20	13 (9-4)
Marco Scutaro, SS	Left oblique strain	May 8	June 7	26 (18-8)
John Lackey, RHP	Right elbow strain	May 16 (May 12)	June 5	21 (15-6)
Daisuke Matsuzaka, RHP	Right elbow strain (60-day)	May 18 (May 17)	---	121 (69-52)
Darnell McDonald, OF	Left quadriceps strain	May 26	June 14	16 (12-4)
Franklin Morales, LHP	Left forearm strain	May 29 (May 26)	June 28	28 (18-10)
Rich Hill, LHP	Left elbow sprain (60-day)	June 3 (June 2)	---	106 (60-46)
Bobby Jenks, RHP	Left back tightness	June 8	June 28	17 (11-6)
Jed Lowrie, SS	Left shoulder strain	June 17	August 8	45 (29-16)
Carl Crawford, OF	Left hamstring strain	June 18	July 18	24 (15-9)
Clay Buchholz, RHP	Lower back strain	June 19 (June 17)	September 28	93 (49-44)
Jon Lester, LHP	Left latissimus strain	July 6	July 25	14 (12-2)
Bobby Jenks, RHP	Left back tightness (60-day)	July 16 (July 8)	---	74 (37-37)
J.D. Drew, OF	Left shoulder impingement	July 26 (July 20)	September 25	63 (30-33)
Kevin Youkilis, 3B	Low Back Strain	August 18	September 2	14 (9-5)
Ryan Kalish, OF	Neck surgery (60-day)	September 25	---	4 (2-2)
Kevin Youkilis, 3B	Sports Hernia/Left Hip Bursitis (60-day)	September 28	---	1 (0-1)
2011 Totals	18 Players	21 DL stints		803 Games Missed

2011 HOME RUN NOTES			
HOMERS AT HOME:	91	SOLO HOMERS:	117
HOMERS ON THE ROAD:	112	2-RUN HOMERS:	58
		3-RUN HOMERS:	25
		GRAND SLAMS:	3

2-HOME RUN GAMES BY RED SOX (9)

Mike Cameron, 4/29 vs. SEA
 Adrian Gonzalez, 5/10 at TOR
 Jason Varitek, 6/30 at PHI
 Jacoby Ellsbury, 7/20 at BAL

Adrian Gonzalez, 8/23 at TEX
 Adrian Gonzalez, 8/25 at TEX
 Dustin Pedroia, 9/13 vs. TOR
 Jacoby Ellsbury, 9/25 at NYY (1)
 Ryan Lavarnway, 9/27 at BAL

PINCH-HIT HOME RUNS BY RED SOX (2)

David Ortiz, 5/29 (G1) at DET off Jose Valverde
 Yamaico Navarro, 7/2 at HOU off J.A. Happ

BACK-TO-BACK HOME RUNS BY RED SOX (8)

Adrian Gonzalez and David Ortiz, 5/3 vs. LAA (8th)
 Dustin Pedroia and Jason Varitek, 6/30 at PHI (8th)
 Jacoby Ellsbury and Dustin Pedroia, 7/27 vs. KC (1st)
 Adrian Gonzalez and Kevin Youkilis, 7/30 at CWS (9th)

David Ortiz and Jarrod Saltalamacchia, 8/8 at MIN (6th)
 Dustin Pedroia and David Ortiz, 8/26 vs. OAK (4th)
 Jarrod Saltalamacchia and Jacoby Ellsbury, 9/10 at TB (9th)
 Jacoby Ellsbury and Dustin Pedroia, 9/13 vs. TOR (4th)

BACK-TO-BACK-TO-BACK HOME RUNS (1)

David Ortiz, Josh Reddick and Jarrod Saltalamacchia, 7/7 vs. BAL (7th)

GRAND SLAMS BY RED SOX (3)

David Ortiz, 7/27 vs. KC off Bruce Chen
 Carl Crawford, 9/3 vs. TEX off Yoshinori Tateyama
 Conor Jackson, 9/19 vs. BAL (G 2) off Brad Bergesen

FIRST-INNING LEADOFF HOME RUNS BY RED SOX (5)

Jacoby Ellsbury, 6/7 at NYY
 Jacoby Ellsbury, 6/17 vs. MIL
 Marco Scutaro, 7/1 at HOU
 Jacoby Ellsbury, 7/27 vs. KC
 Jacoby Ellsbury, 7/6 vs. TOR

INSIDE-THE-PARK HOME RUNS BY RED SOX (1)

Jacoby Ellsbury, 9/19 vs. BAL (G 2) off Jeremy Accardo

WALK-OFF HOME RUNS (1)

Jacoby Ellsbury, 8/3 vs. CLE off Joe Smith (9th)

2011 HIGHS AND LOWS**TEAM BATTING**

Most runs, game	18,	2 times, last 9/19 vs. BAL
Most runs, inning	10,	6/20 vs. SD (7th inning)
Most hits, game (9 innings)	20,	3 times, last 9/19 vs. BAL
Most hits, game (extra innings)	18,	6/4 vs. OAK (14 innings)
Most hits, inning	9,	5/25 at CLE (1st inning)
Consecutive hits, inning	6,	9/19 vs. BAL (3rd inning, Game 2)
Fewest hits, game	2,	2 times, last 9/2 vs. TEX
Most doubles, game (9 innings)	9,	9/6 at TOR
Most doubles, game (extra innings)	7,	6/4 vs. OAK (14 innings)
Most triples, game	2,	3 times, last 7/4 vs. TOR
Most home runs, game	6,	7/7 vs. BAL
Most home runs, inning	3,	3 times, last 7/10 vs. BAL (2nd inning)
Most stolen bases, game	4,	2 times, last 8/18 at KC
Most walks, game (9 innings)	10,	7/3 at HOU
Most walks, game (extra innings)	12,	7/17 at TB (16 innings)
Most strikeouts, game (9 innings)	13,	8/30 vs. NYY
Most strikeouts, game (extra innings)	17,	6/4 vs. OAK (14 innings)
Most hit by pitch, game	2,	6 times, last 9/7 at TOR
Most left on base (9 innings)	16,	2 times, last 8/30 vs. NYY
Most left on base (extra innings)	17,	7/17 at TB (16 innings)

2011 HIGHS AND LOWS, CONTINUED

INDIVIDUAL BATTING

Most hits.....	4,	23 times, last Ellsbury and Pedroia, 9/13 vs. TOR
Most runs.....	4,	Youkilis, 5/8 vs. MIN
Most doubles.....	3,	3 times, last Scutaro, 9/6 at TOR
Most triples.....	2,	Crawford, 5/26 at DET
Most home runs.....	2,	9 times, last Lavarney, 9/27 at BAL
Most extra-base hits.....	4,	Pedroia, 9/13 vs. TOR
Most total bases.....	12,	Pedroia, 9/13 vs. TOR
Most RBI.....	6,	Ellsbury, 8/6 vs. NYY
Most stolen bases.....	2,	6 times, last Crawford, 8/18 at KC
Most walks.....	3,	6 times, last Gonzalez, 9/28 at BAL
Most strikeouts.....	4,	5 times, last Varitek, 9/19 vs. BAL
Longest hitting streak.....	25,	Pedroia, 6/29-7/28

TEAM PITCHING

Most strikeouts (9 innings).....	15,	9/16 vs. TB
Most strikeouts (extra innings).....	15,	9/5 at TOR (11 innings)
Most walks (9 innings).....	8,	3 times, last 6/21 vs. SD
Most walks, (extra innings).....	8,	2 times, last 9/25 at NYY (14 innings)
Fewest walks.....	0,	10 times, last 8/18 at KC
Most runs allowed, game.....	16,	4/11 vs. TB
Most runs allowed, inning.....	8,	2 times, last 8/20 at KC (6th inning)
Most hits allowed, game (9 innings).....	19,	4/11 vs. TB
Most hits allowed, game (extra inning) ..	14,	6/4 vs. OAK (14 innings)
Fewest hits allowed, game.....	1,	6/15 at TB
Most hits allowed, inning.....	7,	2 times, last 8/20 at KC (6th inning)
Most home runs allowed, game.....	4,	4 times, last 8/1 vs. CLE
Most consecutive scoreless inn.	20,	4/22 (9th)-4/26 (1st)

INDIVIDUAL PITCHING

Most innings pitched, starter.....	9.0,	Beckett, 6/15 at TB
Fewest innings pitched, starter.....	1.1,	A. Miller, 9/2 vs. TEX
Most innings pitched, reliever.....	4.2,	Aceves, 5/6 vs. MIN
Most strikeouts, starter.....	11,	3 times, last Lester, 9/6 at TOR
Most strikeouts, reliever.....	5,	Bowden, 9/2 vs. TEX
Most walks allowed.....	7,	Matsuzaka, 5/16 vs. BAL
Longest winning streak.....	7,	2 times, last Aceves, 6/4-8/27
Longest losing streak.....	5,	Bedard, 6/22-8/22 (3 with SEA)
Most consecutive scoreless inn. starter....	19.1,	Beckett, 4/27-5/19
Most consecutive scoreless inn. reliever ..	26.1,	Bard, 5/27-7/31
Most runs allowed.....	9,	2 times, Lackey, 4/2 at TEX and 5/11 at TOR
Most earned runs allowed.....	9,	2 times, Lackey, 4/2 at TEX and 5/11 at TOR
Most hits allowed.....	12,	2 times, last Lester, 5/20 vs. CHC
Fewest hits allowed, CG.....	1,	Beckett, 6/15 at TB
Most home runs allowed.....	4,	Buchholz, 4/3 at TEX
Most pitches thrown.....	127,	2 times, last Lester, 5/30 vs. CWS

MISCELLANEOUS TEAM

Longest winning streak.....	9,	6/3-6/12
Longest losing streak.....	6,	4/1-4/7
Longest game, innings.....	16,	7/17 at TB
Longest game, time (9 innings).....	4:21,	9/1 vs. NYY
Longest game, time (extra innings).....	5:44,	7/17 at TB (16 innings)
Shortest game, time.....	2:10,	7/29 at CWS
Largest crowd, Fenway Park.....	38,525,	8/16 vs. TB (Game 1)
Smallest crowd, Fenway Park.....	37,015,	4/12 vs. TB
Largest crowd, road.....	50,146,	4/1 at TEX
Smallest crowd, road.....	9,025,	4/5 at CLE
Largest winning margin.....	14,	9/6 at TOR
Largest losing margin.....	11,	2 times, last 5/5 vs. LAA
Largest deficit overcome to win.....	6,	5/16 vs. BAL
Largest lead relinquished to lose.....	3,	4 times, last 9/7 at TOR
Most double plays turned.....	3,	6 times, last 9/19 vs. BAL
Most errors.....	3,	2 times, last 9/19 vs. BAL
Most errors by an opponent.....	4,	2 times, last 6/26 at PIT
Most stolen bases by an opponent.....	7,	9/16 vs. TB

THE LAST TIME THE SOX...

INDIVIDUAL BATTING

5 hits in a game	Dustin Pedroia, 6/24/10 at COL
6 hits in a game	Nomar Garciaparra, 6/21/03 at PHI (13 innings)
6 RBI in a game	Jacoby Ellsbury, 8/6/11 vs. NYY
7 or more RBI in a game	J.D. Drew (7), 6/8/07 at ARI
10 RBI in a game (ties club record)	Nomar Garciaparra, 5/10/99 vs. SEA
3 home runs in a game	Dustin Pedroia, 6/24/10 at COL
Game-ending home run	Jacoby Ellsbury, 8/3/11 vs. CLE (9th inning)
Pinch-hit grand slam	Kevin Millar, 6/7/03 at MIL
2 grand slams in a game	Bill Mueller, 7/29/03 at TEX
Home run in first ML game	Daniel Nava, 6/12/10 vs. PHI (grand slam)
Home run in first Red Sox plate appearance	Daniel Nava, 6/12/10 vs. PHI (grand slam)
Grand Slam in first Red Sox plate appearance	Daniel Nava, 6/12/10 vs. PHI
Inside-the-park home run	Jacoby Ellsbury, 9/19/11 vs. BAL (Game 2)
Homered from both sides of the plate	Victor Martinez, 5/17/10 at NYY
Pitcher collected a base hit	John Lackey, 6/29/11 at PHI, 2B off V. Worley
Pitcher hit a home run	Josh Beckett, 6/14/09 at PHI off J.A. Happ
Hit for the cycle	John Valentin, 6/6/96 vs. CWS
Hitting streak of at least 30 games	Nomar Garciaparra (30), 7/26-8/29/97
Single-season hitting streak of at least 20 games	Dustin Pedroia (25), 6-29-7/28/11
Straight steal of home	Jacoby Ellsbury, 4/26/09 vs. NYY
Steal of home on double steal	Ryan Kalish, 10/3/10 vs. NYY
4 steals in a game (ties club record)	Jacoby Ellsbury, 8/9/10 at NYY

INDIVIDUAL PITCHING

No-hitter	Jon Lester, 5/19/08 vs. KC (W, 7-0)
One-hitter	Josh Beckett, 6/15/11 at TB (W, 3-0)
15 or more strikeouts in a game	Pedro Martinez (16), 4/8/01 vs. TB
Position player pitched	Darnell McDonald, 8/26/11 vs. OAK
Pitcher played another position	Javier Lopez (right field), 4/30/09 at TB

TEAM

Walk-off win	8/7/11 vs. NYY (3-2 in 10 innings)
Scored 20 runs in a game	6/27/03 vs. FLA (25)
Had 20 hits in a game	9/19/11 vs. BAL
Scored 10 runs in an inning	6/20/11 vs. SD (10 runs in 7th inning)
Hit 7 home runs in a game	7/4/03 at NYY
Hit 8 home runs in a game	7/4/77 vs. TOR (club record)
Hit 4 consecutive homers (club and MLB record)	4/22/07 vs. NYY (3rd inning): Manny Ramirez, J.D. Drew, Mike Lowell and Jason Varitek
Hit a game-ending homer in back-to-back games	5/10/05 vs. OAK (9th inning, Kevin Millar off Octavio Dotel) and 5/11/05 vs. OAK (9th inning, Jason Varitek off Dotel)
Turned a triple play	8/16/11 vs. TB (4th inning, Game 2): 3B Jed Lowrie to 2B Dustin Pedroia to 1B Adrian Gonzalez
Hit into a triple play	8/6/01 vs. TEX (4th inning, Scott Hatteberg)
Back-to-back 1-0 wins	7/18-19/06 vs. KC

2011 TRANSACTIONS

DATE	TRANSACTIONS
January 5	C Max Ramirez claimed off waivers from Texas...RHP Matt Fox designated for assignment.
January 10	LHP Hideki Okajima signed to a 1-year contract...C Max Ramirez claimed off waivers by Chicago (NL).
January 18	OF Jacoby Ellsbury and RHP Jonathan Papelbon signed to 1-year, non-guaranteed contracts...
February 2	RHP Matt Fox, RHP Tony Pena Jr., C Paul Hoover and INF Hector Luna signed to minor league contracts.
February 9	RHP Alfredo Aceves signed to a 1-year contract...RHP Dennys Reyes signed to a minor league contract...RHP Robert Coello designated for assignment.
February 15	2B Tony Thomas acquired from Chicago (NL) for RHP Robert Coello.
March 12	RHP Stolmy Pimentel and INF Oscar Tejeda optioned to Double-A Portland...RHPs Tony Pena Jr., Jason Rice, Cleveland Santeliz, Kyle Weiland and Alex Wilson, Cs Tim Federowicz and Ryan Lavarney, INFs Brent Dlugach and Hector Luna, and OF Che-Hsuan Lin reassigned to minor league camp.
March 13	RHP Daniel Turpen returned by New York (AL) per Rule 5 draft rules...Assigned to minor league camp.
March 17	C Luis Exposito, 1B Lars Anderson, SS Jose Iglesias and INF Yamaico Navarro optioned to Triple-A Pawtucket...OF Juan Carlos Linares reassigned to minor league camp.
March 20	C Mark Wagner and OF Daniel Nava optioned to Triple-A Pawtucket...RHP Matt Fox reassigned to minor league camp.
March 25	RHPs Scott Atchison and Michael Bowden and OF Ryan Kalish optioned to Triple-A Pawtucket...RHP Brandon Duckworth and LHPs Rich Hill, Andrew Miller and Randy Williams reassigned to minor league camp.
March 26	LHP Dennys Reyes selected to Major League roster...RHP Junichi Tazawa placed on 60-day DL...OF Josh Reddick optioned to Triple-A Pawtucket.
March 28	LHP Cesar Cabral returned by Tampa Bay per Rule 5 draft rules...Assigned to minor league camp.
March 29	C Mike McKenry acquired from Colorado for RHP Daniel Turpen and assigned to minor league camp...C Mark Wagner was designated for assignment.

2011 TRANSACTIONS, CONTINUED

March 31	LHP Hideki Okajima and RHP Alfredo Aceves optioned to Triple-A Pawtucket...LHP Felix Doubront placed on 15-day DL (retroactive to 3/22)...INFs Nate Spears and Drew Sutton and C Paul Hoover reassigned to minor league camp...Sent RHP Pedro Perez to Detroit to complete 11/4/10 trade for INF Brent Dlugach.
April 6	C Mark Wagner outrighted to Triple-A Pawtucket.
April 8	LHP Felix Doubront activated from 15-day DL...RHP Alfredo Aceves recalled from Triple-A Pawtucket...RHP Matt Albers placed on 15-day DL...LHP Denny Reyes designated for assignment.
April 17	RHP Matt Albers sent to Triple-A Pawtucket on rehab assignment...LHP Felix Doubront optioned to Triple-A Pawtucket after the game.
April 18	LHP Hideki Okajima recalled from Triple-A Pawtucket.
April 20	RHP Alfredo Aceves optioned to Triple-A Pawtucket.
April 21	RHP Matt Albers activated from 15-day DL.
May 5	RHP Bobby Jenks and RHP Dan Wheeler placed on 15-day DL...RHP Scott Atchison recalled from Triple-A Pawtucket...LHP Rich Hill selected to active Major League roster from Triple-A Pawtucket.
May 6	RHP Alfredo Aceves recalled from Triple-A Pawtucket.
May 8	SS Marco Scutaro placed on 15-day DL...SS Jose Iglesias recalled from Triple-A Pawtucket.
May 12	RHP Dan Wheeler sent to Triple-A Pawtucket on rehab assignment.
May 16	RHP John Lackey placed on 15-day DL...RHP Scott Atchison recalled from Triple-A Pawtucket.
May 18	RHP Daisuke Matsuzaka placed on 15-day DL...RHP Michael Bowden recalled from Triple-A Pawtucket.
May 19	LHP Franklin Morales acquired from Colorado for a player to be named or cash considerations...LHP Hideki Okajima designated for assignment.
May 20	RHP Dan Wheeler activated from 15-day DL...INF Drew Sutton selected to active Major League roster from Triple-A Pawtucket...RHP Michal Bowden and SS Jose Iglesias optioned to Triple-A Pawtucket...OF Daniel Nava designated for assignment...RHP Junichi Tazawa sent to High-A Salem on rehab assignment.
May 26	OF Darnell McDonald placed on 15-day DL...OF Josh Reddick recalled from Triple-A Pawtucket.
May 27	RHP Bobby Jenks sent to Triple-A Pawtucket on rehab assignment.
May 29	LHP Franklin Morales placed on 15-day DL...RHP Michael Bowden recalled from Triple-A Pawtucket.
May 31	RHP Bobby Jenks activated from 15-day DL...RHP Michael Bowden optioned to Triple-A Pawtucket.
June 3	RHP Rich Hill placed on 15-day DL...LHP Tommy Hotovy selected to active Major League roster...RHP Daisuke Matsuzaka transferred to 60-day DL.
June 5	RHP John Lackey activated from 15-day DL...OF Josh Reddick optioned to Triple-A Pawtucket.
June 7	SS Marco Scutaro activated from 15-day DL...RHP Scott Atchison optioned to Triple-A Pawtucket.
June 8	RHP Bobby Jenks placed on 15-day DL...C Luis Exposito recalled from Triple-A Pawtucket.
June 9	C Luis Exposito optioned to Triple-A Pawtucket following the game.
June 10	Recalled RHP Michael Bowden from Triple-A Pawtucket...LHP Franklin Morales to Triple-A Pawtucket on rehab assignment.
June 14	OF Darnell McDonald activated from 15-day DL...INF Drew Sutton optioned to Triple-A Pawtucket.
June 17	SS Jed Lowrie placed on 15-day DL...INF Drew Sutton recalled from Triple-A Pawtucket.
June 18	OF Carl Crawford placed on 15-day DL...OF Josh Reddick recalled from Triple-A Pawtucket.
June 19	RHP Clay Buchholz placed on 15-day DL...LHP Andrew Miller selected to active Major League roster from Triple-A Pawtucket.
June 23	RHP Michael Bowden optioned to Triple-A Pawtucket.
June 24	RHP Scott Atchison recalled from Triple-A Pawtucket.
June 25	RHP Bobby Jenks sent to Double-A Portland on rehab assignment.
June 26	LHP Tommy Hotovy optioned to Triple-A Pawtucket.
June 27	RHP Junichi Tazawa activated from the 60-day DL and optioned to Double-A Portland...LHP Rich Hill transferred to 60-day DL.
June 28	RHP Bobby Jenks and LHP Franklin Morales activated from the 15-day DL...RHP Scott Atchison optioned to Triple-A Pawtucket.
June 30	OF Mike Cameron designated for assignment...INF Yamaico Navarro recalled from Triple-A Pawtucket.
July 5	OF Mike Cameron and cash traded to the Florida Marlins in exchange for a player to be named later or cash considerations.
July 7	LHP Jon Lester placed on 15-day DL...RHP Scott Atchison recalled from Triple-A Pawtucket.
July 10	RHP Kyle Weiland selected to active Major League roster.
July 15	OF Carl Crawford sent to Triple-A Pawtucket on rehab assignment.
July 16	RHP Bobby Jenks placed on 15-day DL...LHP Randy Williams selected to active Major League roster from Triple-A Pawtucket...LHP Tommy Hotovy designated for assignment.
July 18	OF Carl Crawford activated from the 15-day DL...INF Drew Sutton optioned to Triple-A Pawtucket.
July 25	LHP Jon Lester activated from 15-day DL...RHP Kyle Weiland optioned to Triple-A Pawtucket.
July 26	OF J.D. Drew placed on 15-day DL...INF Drew Sutton recalled from Triple-A Pawtucket.
July 30	INF Mike Aviles acquired from the Kansas City Royals in exchange for INF Yamaico Navarro and RHP Kendal Volz.
July 31	RHP Stephen Fife, RHP Juan Rodriguez and C Tim Federowicz traded to the Los Angeles Dodgers for OF Trayvon Robinson...Robinson and OF Chih-Hsien Chiang traded to Seattle Mariners for LHP Erik Bedard and RHP Josh Fields...RHP Clay Buchholz transferred to the 60-day DL.
August 1	SS Jed Lowrie sent to Triple-A Pawtucket on rehab assignment.
August 2	LHP Erik Bedard added to the active Major League roster...INF Drew Sutton optioned to Triple-A Pawtucket.
August 7	LHP Randy Williams optioned to Triple-A following game.
August 8	INF Jed Lowrie activated from 15-day DL.
August 19	3B Kevin Youkilis placed on 15-day DL...C Ryan Lavanway selected to active Major League roster from Triple-A Pawtucket...LHP Randy Williams designated for assignment.
August 26	RHP Scott Atchison recalled from Triple-A Pawtucket...C Ryan Lavanway optioned to Triple-A Pawtucket...OF J.D. Drew sent to Single-A Lowell on rehab assignment.
August 27	RHP Michael Bowden recalled from Triple-A Pawtucket...RHP Bobby Jenks sent to Single-A Salem on rehab assignment.
August 30	OF J.D. Drew and 3B Kevin Youkilis sent to Triple-A Pawtucket on rehab assignment.
September 1	1B/OF Conor Jackson and cash considerations acquired from Oakland for RHP Jason Rice...RHP Bobby Jenks transferred to the 60-day disabled list...LHP Felix Doubront recalled from Triple-A Pawtucket.
September 2	3B Kevin Youkilis activated from 15-day DL.
September 5	C Ryan Lavanway and RHP Kyle Weiland recalled from Triple-A Pawtucket...INF Nate Spears selected to active ML roster...INF Drew Sutton designated for assignment.
September 9	RHP Scott Atchison recalled from Triple-A Pawtucket.
September 13	1B Lars Anderson, SS Jose Iglesias and RHP Junichi Tazawa recalled from Triple-A Pawtucket...OF Joey Gathright and LHP Trevor Miller selected to the active Major League roster from Pawtucket...OF J.D. Drew transferred to the 60-day DL and INF/OF Nate Spears designated for assignment.

2011 TRANSACTIONS, CONTINUED

September 25	OF J.D. Drew activated from 60-day DL...OF Ryan Kalish recalled from Triple-A Pawtucket and placed on 60-day DL.
September 26	C Luis Exposito recalled from Triple-A Pawtucket.
September 28	RHP Clay Buchholz activated from 60-day DL...3B Kevin Youkilis placed on 60-day DL.
September 29	LHP Hideki Okajima elected free agency.
September 30	LHP Randy Williams elected free agency.
October 21	OF Joey Gathright outrighted to Triple-A Pawtucket...Gathright elected free agency.
October 27	LHP Erik Bedard, LHP Trevor Miller, RHP Tim Wakefield, C Jason Varitek, 1B/OF Conor Jackson, OF J.D. Drew and DH David Ortiz elected free agency.
October 30	Team exercised 2012 option on SS Marco Scutaro.
October 31	Team declined 2012 options on RHP Scott Atchison and RHP Dan Wheeler...Wheeler elected free agency...LHP Rich Hill, RHP Bobby Jenks, RHP Daisuke Matsuzaka, INF Kevin Youkilis and OF Ryan Kalish activated from 60-day DL.
November 18	Purchased the contracts of RHP Drake Britton, INF Will Middlebrooks and OF Che-Hsuan Lin.
November 23	Team offers salary arbitration to DH David Ortiz and RHP Dan Wheeler.
December 1	Bobby Valentine named 45th manager in Red Sox history.
December 6	Signed LHP Andrew Miller to a 1-year contract for 2012.
December 7	DH David Ortiz accepts salary arbitration.
December 8	SS Marwin Gonzalez traded to Houston for minor league RHP Marco Duarte and cash considerations...Gonzalez had been selected in Major League phase of the Rule 5 Draft from the Chicago (NL) and Duarte was selected by Houston in Triple-A phase from Colorado...Team selected C Gerardo Olivares from Tampa Bay in Triple-A phase of the Rule 5 Draft...LHP Cesar Cabral selected by Kansas City in Major League phase of Rule 5 Draft and traded to New York (AL).
December 12	RHP Matt Albers signed to 1-year contract for 2012.
December 13	C Kelly Shoppach signed to 1-year contract for 2012.
December 14	RHP Mark Melancon acquired from Houston in exchange for INF Jed Lowrie and RHP Kyle Weiland...INF Nick Punto signed to 2-year contract through 2013.
December 23	Tim Lincecum named Major League bench coach, Bob McClure named Major League pitching coach, Alex Ochoa named Major League first base coach and Jerry Royster named Major League third base coach.
December 28	RHP Andrew Bailey and OF Ryan Sweeney acquired from Oakland in exchange for OF Josh Reddick, and minor league RHP Raul Alcantara and 1B Miles Head.





OPPONENTS



BALTIMORE ORIOLES

ORIOLE PARK AT CAMDEN YARDS

333 WEST CAMDEN STREET, BALTIMORE, MD 21202 • 410-547-6100

Chairman, Owner/CEO.....	Peter G. Angelos
Executive Vice President, Baseball Operations.....	Dan Duquette
Director, Public Relations.....	Monica Barlow
Manager, Media Relations.....	Jeff Lantz
Coordinator, Team Travel.....	Kevin Buck
2011 Record.....	69-93
Stadium (First Season/Capacity).....	Oriole Park at Camden Yards (1992/45,971)
Media Relations Telephone/Fax.....	410-547-6150/410-547-6272

2011 SERIES RECAP

Date	H/A	Result	Winner	Loser	Save	Time	Attendance
4/26	A	L1-4	Britton	BUCHHOLZ	Gregg	2:48	18,938
4/27	A	L4-5	Uehara	BARD	Gregg	2:45	15,514
4/28	A	W6-2	LESTER	Johnson	None	2:39	21,209
5/16	H	W8-7	ACEVES	Gregg	None	3:53	37,138
7/7	H	W10-4	MILLER	Arrieta	None	3:05	37,981
7/8	H	W10-3	BECKETT	Britton	None	3:16	37,729
7/9	H	W4-0	LACKEY	Simon	None	2:48	38,205
7/10	H	W8-6	ACEVES	Guthrie	PAPELBON	3:26	37,688
7/18	A	W15-10	WHEELER	Gonzalez	None	3:37	27,924
7/19	A	L2-6	Guthrie	WEILAND	Johnson	2:37	32,314
7/20	A	W4-0	MILLER	Arrieta	None	3:05	35,174
9/19	H	L6-5	Guthrie	WEILAND	Johnson	2:50	37,885
9/19	H	W18-9	ATCHISON	Matusz	None	3:55	37,261
9/20	H	L5-7	Eyre	BARD	Johnson	3:36	37,414
9/21	H	L4-6	Rapada	BECKETT	Johnson	2:59	38,004
9/26	A	L3-6	Patton	BECKETT	None	3:17	21,786
9/27	A	W8-7	ACEVES	Britton	PAPELBON	3:37	22,123
9/28	A	L3-4	Johnson	PAPELBON	None	3:26 (1:26)	29,749

SERIES RESULTS (SINCE 1954)

Year	Home	Road	Total	Year	Home	Road	Total
1954	5-6	6-5	11-11	1983	2-5	3-3	5-8
1955	6-5	8-3	14-8	1984	2-4	5-2	7-6
1956	9-2	7-4	16-6	1985	3-4	5-1	8-5
1957	8-3	6-5	14-8	1986	3-3	6-1	9-4
1958	7-4	5-6	12-10	1987	6-0	6-1	12-1
1959	8-3	6-5	14-8	1988	5-1	4-3	9-4
1960	3-8	3-8	6-16	1989	5-2	2-4	7-6
1961	6-3	1-8	7-11	1990	5-1	4-3	9-4
1962	6-3	4-5	10-8	1991	3-4	2-4	5-8
1963	6-3	5-4	11-7	1992	2-4	3-4	5-8
1964	5-4	2-7	7-11	1993	3-4	4-2	7-6
1965	4-5	3-6	7-11	1994	0-3	2-1	2-4
1966	1-8	5-4	6-12	1995	6-0	3-4	9-4
1967	3-6	5-4	8-10	1996	3-3	3-4	6-7
1968	6-3	3-6	9-9	1997	3-3	4-2	7-5
1969	5-4	3-6	8-10	1998	4-2	2-4	6-6
1970	4-5	1-8	5-13	1999	2-4	5-1	7-5
1971	6-3	3-6	9-9	2000	2-4	5-1	7-5
1972	6-3	5-4	11-7	2001	4-6	6-3	10-9
1973	6-3	5-4	11-7	2002	5-4	8-2	13-6
1974	3-6	5-4	8-10	2003	5-5	5-4	10-9
1975	3-6	6-3	9-9	2004	3-6	6-4	9-10
1976	7-2	4-5	11-7	2005	4-5	6-3	10-8
1977	3-4	5-2	8-6	2006	8-1	7-2	15-3
1978	5-2	3-5	8-7	2007	6-3	6-3	12-6
1979	3-4	2-4	5-8	2008	7-2	5-4	12-6
1980	1-5	4-3	5-8	2009	8-1	8-1	16-2
1981	1-1	1-1	2-2	2010	5-4	4-5	9-9
1982	5-1	4-3	9-4	2011	6-3	4-5	10-8

TOTALS 262-205 252-220 514-425

Note: The original Milwaukee Brewers (1901) and St. Louis Browns (1902-1953) moved to Baltimore in 1954.

SERIES FACTS (SINCE 1954)

Longest Red Sox Winning Streak.....	13 (9/3/2005-5/16/2006)
Longest Orioles Winning Streak.....	8 (4/27/1960-5/30/1960)
Most consecutive series won by Red Sox.....	11 (2, 5/30/2008-9/20/2009)
Most consecutive series won by Orioles.....	6 (4/27/1960-8/21/1960)

LAST SWEEPS (SINCE 1954)

Red Sox 2-game in Boston.....	9/8-9/9/2009
Red Sox 3-game in Boston.....	9/1-9/3/2008
Red Sox 4-game in Boston.....	7/7-7/10/2011
Red Sox 2-game in Baltimore.....	4/25-4/26/2007
Red Sox 3-game in Baltimore.....	9/18-9/20/2009
Red Sox 4-game in Baltimore.....	9/20-9/23/2002
Orioles 2-game in Boston.....	7/21-7/22/1999
Orioles 3-game in Boston.....	6/10-6/12/1994
Orioles 4-game in Boston.....	9/29-10/1/1980
Orioles 2-game in Baltimore.....	5/13-5/14/2008
Orioles 3-game in Baltimore.....	4/30-5/2/2010
Orioles 4-game in Baltimore.....	7/9-7/12/1998

BUCK SHOWALTER, MANAGER

RECORD IN BALTIMORE

103-116

CAREER RECORD

985-949

2012 SCHEDULE

May 4-6 in Boston
May 21-23 in Baltimore
June 5-7 in Boston
August 14-16 in Baltimore
Sept. 21-23 in Boston
Sept. 28-30 in Baltimore

SERIES RECORDS

ALL-TIME SERIES SINCE 1901

1151-936

VS. BALTIMORE

260-207

AT FENWAY PARK

260-207

AT BALTIMORE

252-220

AT CAMDEN YARDS

97-58

SERIES HIGHS SINCE 1954 (MOST RECENT OCCURRENCE)

BOSTON (IN BOSTON)

Runs..... 16 (5/30/1957)
Hits..... 20 (9/2/2008)
Errors..... 4 (6, 6/11/1993)

BOSTON (IN BALTIMORE)

Runs..... 18 (2, 8/2/2009)
Hits..... 23 (2, 8/2/2009)
Errors..... 5 (2, 10/3/1985)

ORIOLES (IN BOSTON)

Runs..... 17 (9/27/1960)
Hits..... 21 (2, 6/25/1970)
Errors..... 4 (2, 9/25/1998)

ORIOLES (IN BALTIMORE)

Runs..... 15 (9/20/1984)
Hits..... 20 (9/20/1984)
Errors..... 6 (5/19/1974)



CHICAGO WHITE SOX

U.S. CELLULAR FIELD

333 WEST 35TH STREET, CHICAGO, IL 60616 • 312-674-1000

Chairman	Jerry Reinsdorf
Senior Vice President/General Manager	Ken Williams
Director of Media Relations	Bob Beghtol
Manager of Media Relations	Ray Garcia
Coordinator of Media Services	Leni Depoister
Director of Team Travel	Ed Cassin
2011 Record	79-83
Stadium (First Season/Capacity)	U.S. Cellular Field (1991/40,615)
Media Relations Telephone/Fax	312-674-5300/312-674-5116

2011 SERIES RECAP

Date	H/A	Result	Winner	Loser	Save	Time	Attendance
7/29	A	L1-3	Floyd	WAKEFIELD	Santos	2:10	27,513
7/30	A	W10-2	LESTER	Humber	None	3:00	33,919
7/31	A	W5-3	ACEVES	Crain	None	3:31	28,278
5/30	H	L3-7	Peavy	LESTER	None	3:24	37,463
5/31	H	L7-10	Humber	ACEVES	None	2:51	37,269
6/1	H	L4-7	Floyd	ALBERS	Santos	2:53	37,321

SERIES RESULTS (SINCE 1954)

Year	Home	Road	Total	Year	Home	Road	Total
1954	3-8	2-9	5-17	1983	3-3	3-3	6-6
1955	6-5	3-8	9-13	1984	4-2	3-3	7-5
1956	7-4	7-4	14-8	1985	2-4	2-4	4-8
1957	5-6	3-8	8-14	1986	4-2	3-3	7-5
1958	7-4	3-8	10-12	1987	1-5	2-4	3-9
1959	4-7	4-7	8-14	1988	5-1	2-4	7-5
1960	5-6	0-11	5-17	1989	3-3	4-2	7-5
1961	6-3	3-6	9-9	1990	5-1	1-5	6-6
1962	5-4	3-6	8-10	1991	2-4	5-1	7-5
1963	6-3	2-7	8-10	1992	5-1	1-5	6-6
1964	3-6	1-8	4-14	1993	4-2	3-3	7-5
1965	2-7	2-7	4-14	1994	1-2	1-2	2-4
1966	8-1	3-6	11-7	1995	3-3	2-0	5-3
1967	4-5	4-5	8-10	1996	3-3	3-3	6-6
1968	7-2	7-2	14-4	1997	3-3	1-5	3-8
1969	2-4	3-3	5-7	1998	3-2	2-4	5-6
1970	4-2	4-2	8-4	1999	4-2	3-3	7-5
1971	5-1	5-1	10-2	2000	4-2	3-3	7-5
1972	3-3	3-3	6-6	2001	2-1	1-2	3-3
1973	2-4	4-2	6-6	2002	1-2	1-2	2-4
1974	5-1	3-3	8-4	2003	1-2	4-2	5-4
1975	4-2	4-2	8-4	2004	1-2	3-0	4-2
1976	3-3	3-3	6-6	2005	2-1	2-2	4-3
1977	2-3	1-4	3-7	2006	2-1	2-1	4-2
1978	4-1	3-2	7-3	2007	3-1	4-0	7-1
1979	3-3	2-3	5-6	2008	2-1	2-2	4-3
1980	3-3	3-1	6-4	2009	3-1	1-3	4-4
1981	3-3	2-1	5-4	2010	0-3	1-3	1-6
1982	1-5	3-3	4-8	2011	0-3	2-1	2-4
TOTALS				197-172	157-210	354-382	

ROBIN VENTURA, MANAGER

RECORD IN CHICAGO

0-0 (1st Season)

CAREER RECORD

0-0 (1st Season)

2012 SCHEDULE

April 26-29 in Chicago
July 16-19 in Boston

SERIES RECORDS

ALL-TIME SERIES SINCE 1901

956-923

VS. CHICAGO

551-388

AT FENWAY PARK

479-335

AT CHICAGO

405-535

AT U.S. CELLULAR FIELD

47-47

SERIES HIGHS SINCE 1954 (MOST RECENT OCCURRENCE)

BOSTON (IN BOSTON)

Runs..... 17 (6/26/1999)
Hits..... 21 (6/28/1999)
Errors..... 6 (5/8/1956)

BOSTON (IN CHICAGO)

Runs..... 21 (8/30/1970)
Hits..... 22 (8/30/1970)
Errors..... 5 (3/6/1975)

WHITE SOX (IN BOSTON)

Runs..... 22 (5/31/1970)
Hits..... 24 (5/31/1970)
Errors..... 6 (4/30/1995)

WHITE SOX (IN CHICAGO)

Runs..... 21 (6/26/1960)
Hits..... 22 (6/26/1960)
Errors..... 6 (5/6/1971)

SERIES FACTS (SINCE 1954)

Longest Red Sox Winning Streak	9 (8/30/1970-7/21/1971)
Longest White Sox Winning Streak	9 (6/24/1960-7/27/1960)
Most consecutive series won by Red Sox	6 (8/17/1970-8/1/1971)
Most consecutive series won by White Sox	17 (8/20/1963-7/3/1966)

LAST SWEEPS (SINCE 1954)

Red Sox 2-game in Boston	8/12-8/13/2005
Red Sox 3-game in Boston	5/30-6/1/2011
Red Sox 4-game in Boston	7/21-7/24/1988
Red Sox 2-game in Chicago	9/2-9/3/2003
Red Sox 3-game in Chicago	8/20-8/22/2004
Red Sox 4-game in Chicago	8/24-8/26/2007
White Sox 2-game in Boston	7/24-7/25/1977
White Sox 3-game in Boston	9/4-9/5/2010
White Sox 4-game in Boston	N/A
White Sox 2-game in Chicago	5/20-5/21/1997
White Sox 3-game in Chicago	6/30-7/2/2000
White Sox 4-game in Chicago	9/13-9/16/1990



CLEVELAND INDIANS

PROGRESSIVE FIELD

2401 ONTARIO STREET, CLEVELAND, OH 44115 • 216-420-4200

Owner and Chief Executive Officer	Lawrence J. Dolan
Executive Vice President, General Manager	Chris Antonetti
Director of Baseball Information	Bart Swain
Coordinator of Baseball Information	Court Berry-Trip
Manager of Baseball Information (Administration/Credentials)	Susie Giuliano
Director of Team Travel	Mike Seghi
2011 Record	80-82
Stadium (First Season/Capacity)	Progressive Field (1994/43,429)
Media Relations Telephone/Fax	216-420-4380/216-420-4430

2011 SERIES RECAP

Date	H/A	Result	Winner	Loser	Save	Time	Attendance
4/5	A	L1-3	Tomlin	BECKETT	C. Perez	2:48	9,025
4/6	A	L4-8	R. Perez	MATSUZAKA	None	3:24	9,523
4/7	A	L0-1	R. Perez	BARD	C. Perez	2:36	10,594
5/23	A	L2-3	J. Smith	BARD	C. Perez	2:49	19,225
5/24	A	W4-2	BECKETT	Carmona	PAPELBON	3:02	23,752
5/25	A	W14-2	LESTER	Talbot	None	3:02	26,408
8/1	H	L6-9	Perez	BARD	None	3:11	37,943
8/2	H	W3-2	PAPELBON	Pestano	None	3:08 (1:35)	38,101
8/3	H	W4-3	PAPELBON	Smith	None	3:01	38,172
8/4	H	L3-7	Masterson	MORALES	None	3:22	38,477

SERIES RESULTS (SINCE 1954)

Year	Home	Road	Total	Year	Home	Road	Total
1954	0-11	2-9	2-20	1983	3-4	4-2	7-6
1955	6-5	5-6	11-11	1984	5-1	5-2	10-3
1956	7-4	6-5	13-9	1985	6-1	2-4	8-5
1957	7-4	5-6	12-10	1986	5-1	5-2	10-3
1958	7-4	5-6	12-10	1987	5-2	2-4	7-6
1959	4-7	4-7	8-14	1988	5-1	3-4	8-5
1960	4-7	5-6	9-13	1989	4-3	4-2	8-5
1961	2-7	3-6	5-13	1990	3-3	6-1	9-4
1962	4-5	3-6	7-11	1991	4-3	5-1	9-4
1963	6-3	4-5	10-8	1992	3-3	3-4	6-7
1964	5-4	4-5	9-9	1993	3-4	2-4	5-8
1965	3-6	5-4	8-10	1994	3-3	0-4	3-7
1966	4-5	3-6	7-11	1995	3-3	3-4	6-7
1967	5-4	8-1	13-5	1996	1-5	0-6	1-11
1968	5-4	5-4	10-8	1997	2-3	4-2	6-5
1969	5-4	7-2	12-6	1998	5-1	3-2	8-3
1970	7-2	5-4	12-6	1999	3-3	5-1	8-4
1971	6-3	5-4	11-7	2000	3-3	3-3	6-6
1972	5-4	3-3	8-7	2001	1-2	2-4	3-6
1973	5-4	4-5	9-9	2002	3-3	2-1	5-4
1974	6-3	3-6	9-9	2003	2-1	2-1	4-2
1975	3-6	4-5	7-11	2004	1-2	2-2	3-4
1976	4-5	5-4	9-9	2005	1-2	3-0	4-2
1977	3-5	5-2	8-7	2006	2-2	1-2	3-4
1978	4-3	3-5	7-8	2007	2-1	3-1	5-2
1979	4-3	2-4	6-7	2008	3-1	2-0	5-1
1980	3-3	4-3	7-6	2009	5-1	2-1	7-2
1981	3-4	4-2	7-6	2010	2-2	2-2	4-4
1982	3-3	3-4	6-7	2011	2-2	2-4	4-6
TOTALS				220-198	206-205	426-403	

MANNY ACTA, MANAGER

RECORD IN CLEVELAND

149-175

CAREER RECORD

207-427

2012 SCHEDULE

May 10-13 in Boston
August 9-12 in Cleveland

SERIES RECORDS

ALL-TIME SERIES SINCE 1901

958-1021

VS. CLEVELAND

518-473

AT FENWAY PARK

453-417

AT CLEVELAND

440-548

AT PROGRESSIVE FIELD

41-40

SERIES HIGHS SINCE 1954 (MOST RECENT OCCURRENCE)

BOSTON (IN BOSTON)

Runs..... 16 (6/28/1973)
Hits 19 (6/28/1973)
Errors 5 (2, 8/10/1978)

BOSTON (IN CLEVELAND)

Runs..... 24 (8/21/1986)
Hits 24 (8/21/1986)
Errors 6 (7/9/1978)

INDIANS (IN BOSTON)

Runs..... 19 (2, 4/10/1977)
Hits 22 (2, 9/5/1987)
Errors 5 (5, 8/22/1991)

INDIANS (IN CLEVELAND)

Runs..... 17 (7/14/1957)
Hits 20 (3, 4/11/1992)
Errors 4 (6/10/2010)

SERIES FACTS (SINCE 1954)

Longest Red Sox Winning Streak	11 (9/7/1985-8/22/1986)
Longest Indians Winning Streak	11 (4/12/1996-6/25/1996)
Most consecutive series won by Red Sox	7 (6/28/1983-9/2/1984)
Most consecutive series won by Indians	5 (9/12/1958-7/19/1959)

LAST SWEEPS (SINCE 1954)

Red Sox 2-game in Boston	7/15-7/16/1998
Red Sox 3-game in Boston	4/13-4/15/1993
Red Sox 4-game in Boston	5/25-5/28/1987
Red Sox 2-game in Cleveland	4/14-4/15/2008
Red Sox 3-game in Cleveland	6/20-6/22/2005
Red Sox 4-game in Cleveland	8/27-8/30/1990
Indians 2-game in Boston	5/6-5/7/2009
Indians 3-game in Boston	6/23-6/25/1975
Indians 4-game in Boston	4/12-4/15/1996
Indians 2-game in Cleveland	6/8-6/9/1993
Indians 3-game in Cleveland	4/5-4/7/2011
Indians 4-game in Cleveland	10/1-10/4/2009



DETROIT TIGERS

COMERICA PARK

2100 WOODWARD AVENUE, DETROIT, MI 48201 • 313-471-2000

Owner/Director	Michael Ilitch
President, Chief Executive Officer and General Manager	David Dombrowski
Vice President, Communications	Ron Colangelo
Director, Baseball Media Relations	Brian Britten
Manager, Baseball Media Relations	Rick Thompson
Director, Team Travel	Tyson Steele
2011 Record	95-67
Stadium (First Season/Capacity)	Comerica Park (2000/41,255)
Media Relations Telephone/Fax	313-471-2000/313-471-2138

2011 SERIES RECAP

Date	H/A	Result	Winner	Loser	Save	Time	Attendance
5/18	H	W1-0	BARD	Schlereth	PAPELBON	3:02 (:26)	37,311
5/19	H	W4-3	PAPELBON	Alburquerque	None	3:08	37,660
5/26	A	W14-1	ACEVES	Scherzer	None	2:58 (:55)	24,213
5/27	A	W6-3	WAKEFIELD	Porcello	None	2:41	34,046
5/29	A	W4-3	ALBERS	Valverde	PAPELBON	3:16	36,285
5/29	A	L0-3	Verlander	BECKETT	Valverde	2:51 (:50)	39,873

SERIES RESULTS (SINCE 1954)

Year	Home	Road	Total	Year	Home	Road	Total
1954	8-3	6-5	14-8	1983	2-5	2-4	4-9
1955	8-3	5-6	13-9	1984	3-3	4-3	7-6
1956	7-4	5-6	12-10	1985	3-4	3-3	6-7
1957	5-6	5-6	11-12	1986	3-3	4-3	7-6
1958	7-4	3-8	10-12	1987	2-5	0-6	2-11
1959	5-6	6-5	11-11	1988	3-3	3-4	6-7
1960	8-3	6-5	14-8	1989	6-1	5-1	11-2
1961	6-3	2-7	8-10	1990	5-1	3-4	8-5
1962	5-2	6-4	11-6	1991	3-4	2-4	5-8
1963	6-3	3-6	9-9	1992	3-3	1-6	4-9
1964	3-6	2-7	5-13	1993	4-3	2-4	6-7
1965	3-6	3-6	6-12	1994	3-0	1-2	4-2
1966	5-4	3-6	8-10	1995	3-4	5-1	8-5
1967	6-3	5-4	11-7	1996	5-1	7-0	12-1
1968	3-6	3-6	6-12	1997	2-4	3-3	5-7
1969	6-3	4-5	10-8	1998	2-3	3-2	5-5
1970	6-3	3-6	9-9	1999	5-1	2-4	7-5
1971	6-3	6-3	12-6	2000	3-3	4-2	7-5
1972	3-3	2-6	5-9	2001	3-3	1-2	4-5
1973	2-7	1-8	3-15	2002	1-2	4-2	5-4
1974	5-4	6-3	11-7	2003	6-0	2-1	8-1
1975	8-1	5-4	13-5	2004	4-0	2-1	6-1
1976	5-4	9-0	14-4	2005	2-1	4-3	6-4
1977	6-2	3-4	9-6	2006	1-2	2-1	3-3
1978	7-0	5-3	12-3	2007	3-1	0-3	3-4
1979	5-2	3-3	8-5	2008	2-1	3-1	5-2
1980	5-1	3-4	8-5	2009	3-1	3-0	6-1
1981	4-0	2-1	6-1	2010	2-1	1-2	3-3
1982	5-1	3-4	8-5	2011	2-0	3-1	5-1
TOTALS	247-159			197-214			444-373

JIM LEYLAND, MANAGER

RECORD IN DETROIT

519-454

CAREER RECORD

1,588-1,585

2012 SCHEDULE

April 5, 6 and 8 in Detroit

May 28-31 in Boston

July 30-31, Aug. 1 in Boston

SERIES RECORDS

ALL-TIME SERIES SINCE 1901

1018-948

VS. DETROIT

555-429

AT FENWAY PARK

494-368

AT DETROIT

463-519

AT COMERICA PARK

29-19

SERIES HIGHS SINCE 1954 (MOST RECENT OCCURRENCE)

BOSTON (IN BOSTON)

Runs..... 18 (7/14/1997)

Hits..... 21 (7/14/1997)

Errors..... 6 (7/30/1974)

BOSTON (IN DETROIT)

Runs..... 18 (8/2/1956)

Hits..... 20 (6/18/1975)

Errors..... 5 (2, 6/19/1968)

TIGERS (IN BOSTON)

Runs..... 18 (2, 8/14/1988)

Hits..... 21 (3, 4/7/1988)

Errors..... 6 (9/11/1982)

TIGERS (IN DETROIT)

Runs..... 17 (7/28/1990)

Hits..... 18 (2, 5/7/2008)

Errors..... 5 (2, 7/8/2007)

SERIES FACTS (SINCE 1954)

Longest Red Sox Winning Streak	11 (8/25/1989-4/11/1990)
Longest Tigers Winning Streak	9 (6/5/1987-9/16/1987)
Most consecutive series won by Red Sox	7 (5/3/1975-5/25/1976)
Most consecutive series won by Tigers	5 (2, 6/4/1987-4/7/1988)

LAST SWEEPS (SINCE 1954)

Red Sox 2-game in Boston	5/18-5/19/2011
Red Sox 3-game in Boston	9/17-9/19/1999
Red Sox 4-game in Boston	8/26-8/29/2004
Red Sox 2-game in Detroit	4/18-4/19/2000
Red Sox 3-game in Detroit	6/2-6/4/2009
Red Sox 4-game in Detroit	7/11-7/14/1996
Tigers 2-game in Boston	6/15-6/16/1966
Tigers 3-game in Boston	8/25-8/27/1964
Tigers 4-game in Boston	6/6-6/9/1983
Tigers 2-game in Detroit	7/26-7/27/1973
Tigers 3-game in Detroit	7/6-7/8/2007
Tigers 4-game in Detroit	8/18-8/20/1961



KANSAS CITY ROYALS

KAUFFMAN STADIUM

ONE ROYAL WAY, KANSAS CITY, MO 64129 • 816-921-8000

Chairman/Owner.....	David Glass
President.....	Dan Glass
Senior Vice President, Baseball Operations/General Manager.....	Dayton Moore
Vice President, Communications and Broadcasting.....	Mike Swanson
Director of Media Relations.....	David Holtzman
Senior Director, Team Travel/Clubhouse Operations.....	Jeff Davenport
2011 Record.....	71-91
Stadium (First Season/Capacity).....	Kauffman Stadium (1973/37,903)
Media Relations Telephone/Fax.....	816-504-4362, 4368, 4369/816-921-5775

2011 SERIES RECAP

Date	H/A	Result	Winner	Loser	Save	Time	Attendance
7/25	H	L1-3 (14)	Coleman	WILLIAMS	Soria	4:28 (2:21)	37,727
7/26	H	W13-9	ACEVES	Adcock	None	3:52	37,460
7/27	H	W12-5	LACKEY	Chen	None	3:08	38,329
7/28	H	L3-4	Hochevar	BECKETT	Soria	2:51	37,822
8/18	A	W4-3	BECKETT	Hochevar	PAPELBON	3:13	20,547
8/19	A	W7-1	MILLER	Francis	ACEVES	2:43	21,262
8/20	A	L4-9	Paulino	ALBERS	None	2:54	28,588
8/21	A	W6-1	LESTER	Duffy	None	3:13	25,723

SERIES RESULTS (SINCE 1969)

Year	Home	Road	Total	Year	Home	Road	Total
1969	6-0	4-2	10-2	1991	5-1	2-4	7-5
1970	4-2	3-3	7-5	1992	4-2	3-3	7-5
1971	0-6	1-5	1-11	1993	0-6	5-1	5-7
1972	4-2	2-4	6-6	1994	2-1	2-1	4-2
1973	6-0	2-4	8-4	1995	1-1	2-1	3-2
1974	2-4	2-4	4-8	1996	1-5	2-4	3-9
1975	3-3	4-2	7-5	1997	2-3	1-5	3-8
1976	2-4	1-5	3-9	1998	4-1	4-2	8-3
1977	4-1	1-4	5-5	1999	3-1	5-1	8-2
1978	3-2	1-4	4-6	2000	2-4	2-2	4-6
1979	6-0	2-4	8-4	2001	1-2	2-1	3-3
1980	2-4	3-3	5-7	2002	1-2	3-0	4-2
1981	1-2	2-1	3-3	2003	3-0	2-1	5-1
1982	4-2	2-4	6-6	2004	2-1	2-1	4-2
1983	3-3	2-4	5-7	2005	3-0	1-2	4-2
1984	2-4	1-5	3-9	2006	4-2	0-3	4-5
1985	2-4	3-3	5-7	2007	1-2	2-1	3-3
1986	3-3	3-3	6-6	2008	4-0	2-1	6-1
1987	4-2	2-4	6-6	2009	3-1	2-2	5-3
1988	4-2	2-4	6-6	2010	2-2	2-1	4-3
1989	2-4	2-4	4-8	2011	2-2	3-1	5-3
1990	2-4	2-4	4-8	TOTALS	119-97	96-118	215-215

NED YOST, MANAGER

RECORD IN KANSAS CITY

126-163

CAREER RECORD

583-665

2012 SCHEDULE

May 7-9 in Kansas City
August 24-27 in Boston

SERIES RECORDS

ALL-TIME SERIES SINCE 1969

215-215

VS. KANSAS CITY

119-97

AT FENWAY PARK

119-97

AT KANSAS CITY

96-118

AT KAUFFMAN STADIUM

86-104

SERIES HIGHS SINCE 1969 (MOST RECENT OCCURRENCE)

BOSTON (IN BOSTON)

Runs..... 17 (5/28/1977)
Hits..... 21 (8/14/1985)
Errors..... 5 (4/28/2001)

BOSTON (IN KANSAS CITY)

Runs..... 22 (4/12/1994)
Hits..... 20 (2, 5/8/1998)
Errors..... 4 (2, 8/15/1984)

ROYALS (IN BOSTON)

Runs..... 13 (5, 6/1/2000)
Hits..... 20 (5/28/2010)
Errors..... 4 (3, 4/26/1985)

ROYALS (IN KANSAS CITY)

Runs..... 13 (4, 8/2/1987)
Hits..... 20 (8/2/1987)
Errors..... 6 (4/13/1983)

SERIES FACTS (SINCE 1969)

Longest Red Sox Winning Streak.....	7 (2, 5/8/1998-8/11/1998)
Longest Royals Winning Streak.....	12 (8/23/1970-8/25/1971)
Most consecutive series won by Red Sox.....	6 (2, 4/19/2002-8/4/2005)
Most consecutive series won by Royals.....	8 (8/12/1970-6/15/1972)

LAST SWEEPS (SINCE 1969)

Red Sox 2-game in Boston.....	5/8-5/9/1978
Red Sox 3-game in Boston.....	7/17-7/19/2006
Red Sox 4-game in Boston.....	5/19-5/22/2008
Red Sox 2-game in Kansas City.....	N/A
Red Sox 3-game in Kansas City.....	4/19-4/21/2002
Red Sox 4-game in Kansas City.....	N/A
Royals 2-game in Boston.....	5/5-5/6/1997
Royals 3-game in Boston.....	4/26-4/28/1996
Royals 4-game in Boston.....	N/A
Royals 2-game in Kansas City.....	N/A
Royals 3-game in Kansas City.....	8/8-8/10/2006
Royals 4-game in Kansas City.....	N/A



LOS ANGELES ANGELS OF ANAHEIM

ANGEL STADIUM OF ANAHEIM

2000 GENE AUTRY WAY, ANAHEIM, CA 92806 • 714-940-2000

Owner	Arturo Moreno
Chairman	Dennis Kuhl
President	John Carpino
General Manager	Jerry Dipoto
Vice President, Communications	Tim Mead
Manager, Communications	Eric Kay
Traveling Secretary	Tom Taylor
2011 Record	86-76
Stadium (First Season/Capacity)	Angel Stadium of Anaheim (1966/45,389)
Media Relations Telephone/Fax	714-940-2014/714-940-2205

2011 SERIES RECAP

Date	H/A	Result	Winner	Loser	Save	Time	Attendance
4/21	A	W4-2 (11)	JENKS	Thompson	PAPELBON	3:50	37,003
4/22	A	W4-3	LESTER	Haren	PAPELBON	3:16	39,005
4/23	A	W5-0	MATSUZAKA	Santana	None	2:36	40,025
4/24	A	W7-0	LACKEY	Palmer	None	2:36	35,107
5/2	H	W9-5	BUCHHOLZ	Weaver	None	3:29	37,017
5/3	H	W7-3	LESTER	Haren	None	2:41	37,043
5/4	H	L3-5 (13)	Bell	MATSUZAKA	None	5:00 (2:35)	37,037
5/5	H	L0-11	Pineiro	LACKEY	None	3:10	37,013

SERIES RESULTS (SINCE 1961)

Year	Home	Road	Total	Year	Home	Road	Total
1961	7-2	4-5	11-7	1987	3-3	1-5	4-8
1962	1-8	5-4	6-12	1988	4-2	4-2	8-4
1963	5-3	4-5	9-8	1989	3-3	1-5	4-8
1964	7-2	2-7	9-9	1990	3-3	4-2	7-5
1965	4-5	1-8	5-13	1991	4-2	0-6	4-8
1966	5-4	4-5	9-9	1992	3-3	5-1	8-4
1967	8-1	2-7	10-8	1993	6-0	1-5	7-5
1968	5-4	4-5	9-9	1994	4-2	3-3	7-5
1969	4-2	4-2	8-4	1995	5-2	6-1	11-3
1970	3-3	2-4	5-7	1996	4-2	4-2	8-4
1971	3-3	3-3	6-6	1997	3-3	2-3	5-6
1972	5-1	3-3	8-4	1998	2-3	3-3	5-6
1973	4-2	3-3	7-5	1999	6-0	3-1	9-1
1974	1-5	3-3	4-8	2000	2-1	2-4	4-5
1975	3-3	3-3	6-6	2001	0-3	3-1	3-4
1976	4-2	3-3	7-5	2002	2-2	2-1	4-3
1977	3-2	4-1	7-3	2003	4-2	2-1	6-3
1978	5-0	4-2	9-2	2004	3-0	2-4	5-4
1979	3-3	2-4	5-7	2005	4-2	2-2	6-4
1980	3-3	6-0	9-3	2006	1-2	2-1	3-3
1981	2-1	0-3	2-4	2007	5-2	1-2	6-4
1982	3-3	4-2	7-5	2008	1-5	0-3	1-8
1983	2-4	4-2	6-6	2009	2-1	2-4	4-5
1984	4-2	5-1	9-3	2010	6-1	3-0	9-1
1985	4-2	1-5	5-7	2011	2-2	4-0	6-2
1986	3-3	2-4	5-7	TOTALS	183-124	144-156	327-280

MIKE SCIOSCIA, MANAGER

RECORD IN ANAHEIM
1066-878

CAREER RECORD
1066-878

2012 SCHEDULE
August 21-23 in Boston
August 28-30 in Anaheim

SERIES RECORDS

ALL-TIME SERIES SINCE 1961
327-280

VS. LOS ANGELES
183-124

AT FENWAY PARK
183-124

AT LOS ANGELES
144-156

AT ANGEL STADIUM
124-127

**SERIES HIGHS SINCE 1961
(MOST RECENT OCCURRENCE)**

BOSTON (IN BOSTON)
Runs..... 17 (5/15/1996)
Hits..... 19 (8/12/1973)
Errors..... 5 (2, 6/12/1978)

BOSTON (IN LOS ANGELES)
Runs..... 16 (7/21/1984)
Hits..... 20 (7/21/1984)
Errors..... 6 (4/27/1979)

ANGELS (IN BOSTON)
Runs..... 20 (6/20/1980)
Hits..... 26 (6/20/1980)
Errors..... 4 (2, 5/2/1968)

ANGELS (IN LOS ANGELES)
Runs..... 13 (3, 8/18/2005)
Hits..... 19 (9/22/1965)
Errors..... 4 (5, 7/21/1984)

SERIES FACTS (SINCE 1961)

Longest Red Sox Winning Streak	9 (2, 5/3/2010-8/18/2010)
Longest Angels Winning Streak	9 (4/23/2008-4/11/2009)
Most consecutive series won by Red Sox	5 (9/15/2009-4/24/2011)
Most consecutive series won by Angels	4 (8/25/1961-6/28/1962)

LAST SWEEPS (SINCE 1961)

Red Sox 2-game in Boston	5/14-5/15/1996
Red Sox 3-game in Boston	4/13-4/16/2007
Red Sox 4-game in Boston	4/21-4/24/2011
Red Sox 2-game in Anaheim	5/30-5/31/1988
Red Sox 3-game in Anaheim	7/26-7/28/2010
Red Sox 4-game in Anaheim	6/12-6/15/1980
Angels 2-game in Boston	5/26-5/28/1989
Angels 3-game in Boston	7/18-7/20/2008
Angels 4-game in Boston	5/18-5/20/1962
Angels 2-game in Anaheim	6/1-6/2/2004
Angels 3-game in Anaheim	7/28-7/30/2008
Angels 4-game in Anaheim	N/A



MINNESOTA TWINS

TARGET FIELD

1 TWINS WAY, MINNEAPOLIS, MN 55199 • 612-659-3400

Chief Executive Officer.....	Jim Pohlad
President.....	Dave St. Peter
Executive Vice President, General Manager.....	Terry Ryan
Director, Baseball Communications.....	Mike Herman
Senior Manager, Baseball Communications.....	Dustin Morse
Senior Director, Team Travel.....	Remzi Kiratli
2011 Record.....	63-99
Stadium (First Season/Capacity).....	Target Field (2010/39,500)
Media Relations Telephone/Fax.....	612-659-3400/612-659-4029

2011 SERIES RECAP

Date	H/A	Result	Winner	Loser	Save	Time	Attendance
5/6	H	L2-9	Baker	WAKEFIELD	None	2:37	37,798
5/7	H	W4-0	BUCHHOLZ	Duensing	None	2:45 (2:07)	37,234
5/8	H	W9-5	MATSUZAKA	Pavano	None	2:53	37,526
5/9	H	W2-1 (11)	OKAJIMA	Hoey	None	3:55	37,276
8/8	A	W8-6	ACEVES	Perkins	PAPELBON	3:00	40,080
8/9	A	W4-3	ALBERS	Capps	PAPELBON	3:19	39,974
8/10	A	L2-5	Perkins	LESTER	Nathan	3:08	40,491

SERIES RESULTS (SINCE 1961)

Year	Home	Road	Total	Year	Home	Road	Total
1961	6-3	5-4	11-7	1987	5-1	2-4	7-5
1962	6-3	4-5	10-8	1988	5-1	2-4	7-5
1963	2-7	5-4	7-11	1989	2-4	4-2	6-6
1964	4-5	1-8	5-13	1990	3-3	1-5	4-8
1965	1-8	0-9	1-17	1991	1-5	2-4	3-9
1966	4-5	2-7	6-12	1992	2-4	1-5	3-9
1967	5-4	2-7	7-11	1993	4-2	3-3	7-5
1968	5-4	4-5	9-9	1994	0-3	1-5	1-8
1969	4-2	3-3	7-5	1995	3-2	2-2	5-4
1970	5-1	2-4	7-5	1996	4-2	2-4	6-6
1971	5-1	3-3	8-4	1997	5-1	3-2	8-3
1972	3-3	1-5	4-8	1998	3-3	2-3	5-6
1973	3-3	3-3	6-6	1999	3-1	3-3	6-4
1974	4-2	2-4	6-6	2000	4-2	4-0	8-2
1975	5-1	5-1	10-2	2001	2-1	1-2	3-3
1976	4-2	3-3	7-5	2002	2-1	1-2	3-3
1977	2-3	2-3	6-4	2003	1-2	1-2	2-4
1978	6-0	3-2	9-2	2004	1-2	1-2	2-4
1979	6-0	3-3	9-3	2005	3-0	1-2	4-2
1980	3-3	3-3	6-6	2006	1-2	0-3	1-5
1981	0-4	2-1	2-5	2007	2-2	2-1	4-3
1982	3-3	3-3	6-6	2008	3-0	1-3	4-3
1983	3-3	2-4	7-5	2009	2-0	2-2	4-2
1984	3-3	3-3	6-6	2010	2-0	1-2	3-2
1985	3-2	4-3	7-5	2011	3-1	2-1	5-2
1986	6-0	4-2	10-2	TOTALS	167-120	119-170	286-290

Note: The original Washington Senators (1901-1960) moved to Minnesota prior to the 1961 season.

RON GARDENHIRE, MANAGER

RECORD IN MINNESOTA

866-755

CAREER RECORD

866-755

2012 SCHEDULE

April 23-25 in Boston
August 2-5 in Minnesota

SERIES RECORDS

ALL-TIME SERIES SINCE 1901

950-919

VS. MINNESOTA

167-120

AT FENWAY PARK

167-120

AT MINNESOTA

119-170

AT TARGET FIELD

3-3

SERIES HIGHS SINCE 1961 (MOST RECENT OCCURRENCE)

BOSTON (IN BOSTON)

Runs..... 18 (7/9/2008)
Hits..... 23 (7/9/2008)
Errors..... 5 (2, 8/19/1969)

BOSTON (IN MINNESOTA)

Runs..... 14 (2, 7/4/2000)
Hits..... 18 (2, 7/4/2000)
Errors..... 4 (6, 5/25/1990)

TWINS (IN BOSTON)

Runs..... 17 (5/25/1965)
Hits..... 24 (5/25/1977)
Errors..... 5 (5/20/1986)

TWINS (IN MINNESOTA)

Runs..... 21 (5/20/1994)
Hits..... 22 (5/20/1994)
Errors..... 4 (4, 6/13/1976)

SERIES FACTS (SINCE 1961)

Longest Red Sox Winning Streak.....	10 (8/27/1977-7/17/1978)
Longest Twins Winning Streak.....	17 (6/2/1965-5/7/1966)
Most consecutive series won by Red Sox.....	6 (5/30/1975-6/14/1976)
Most consecutive series won by Twins.....	6 (5/25/1965-9/12/1965)

LAST SWEEPS (SINCE 1961)

Red Sox 2-game in Boston.....	5/19-5/20/2010
Red Sox 3-game in Boston.....	7/7-7/9/2008
Red Sox 4-game in Boston.....	8/14-8/17/1997
Red Sox 2-game in Minnesota.....	8/6-8/7/1997
Red Sox 3-game in Minnesota.....	7/22-7/24/1975
Red Sox 4-game in Minnesota.....	7/3-7/6/2000
Twins 2-game in Boston.....	7/24-7/25/2000
Twins 3-game in Boston.....	6/13-6/15/1994
Twins 4-game in Boston.....	7/18-7/21/1991
Twins 2-game in Minnesota.....	5/13-5/14/1998
Twins 3-game in Minnesota.....	6/13-6/15/2006
Twins 4-game in Minnesota.....	8/1-8/4/1966



NEW YORK YANKEES

YANKEE STADIUM

ONE EAST 161ST STREET, BRONX, NY 10451 • 718-293-4300

Managing General Partner/Co-Chairperson	Harold Z. Steinbrenner
President	Randy Levine
Senior Vice President/General Manager	Brian Cashman
Director, Communications & Media Relations	Jason Zillo
Assistant Director, Media & Player Relations	Jason Latimer
Assistant Director, Baseball Information & Public Communications	Michael Margolis
Director, Team Travel & Player Services	Ben Tulebitz
2011 Record	97-65
Stadium (First Season/Capacity)	Yankee Stadium (2009/50,291)
Media Relations Telephone/Fax	718-579-4460/718-293-8414

2011 SERIES RECAP

Date	H/A	Result	Winner	Loser	Save	Time	Attendance
4/8	H	W9-6	LACKY	Colon	PAPELBON	3:06	37,178
4/9	H	L4-9	Robertson	BUCHHOLZ	None	3:26	37,488
4/10	H	W4-0	BECKETT	Sabathia	None	2:58	37,861
5/13	A	W5-4	BUCHHOLZ	Colon	PAPELBON	3:35	48,254
5/14	A	W6-0	BECKETT	Sabathia	None	3:26	48,790
5/15	A	W7-5	LESTER	Garcia	PAPELBON	3:41	46,945
6/7	A	W6-4	LESTER	Garcia	PAPELBON	3:24	48,450
6/8	A	W11-6	WAKEFIELD	Burnett	ACEVES	3:23	47,863
6/9	A	W8-3	BECKETT	Sabathia	None	3:11 (3:27)	48,845
8/5	H	L2-3	Logan	LESTER	Rivera	3:26	38,006
8/6	H	W10-4	LACKY	Sabathia	None	3:25	37,416
8/7	H	W3-2	BARD	Hughes	None	4:15	38,189
8/30	H	L2-5	Sabathia	LACKY	None	3:59	37,773
8/31	H	W9-5	BECKETT	Hughes	None	3:16	38,021
9/1	H	L2-4	Wade	ACEVES	Rivera	4:21	38,074
9/24	A	L1-9	Garcia	LESTER	None	2:59	49,556
9/25	A	L2-6	Burnett	WAKEFIELD	None	3:00	49,541
9/25	A	W7-4	MORALES	Proctor	DOUBRONT	5:11	49,072

SERIES RESULTS (SINCE 1954)

Year	Home	Road	Total	Year	Home	Road	Total
1954	6-5	3-8	9-13	1983	4-2	3-4	7-6
1955	4-7	4-7	8-14	1984	3-4	4-2	7-6
1956	4-7	4-7	8-14	1985	3-3	2-5	5-8
1957	3-8	5-6	8-14	1986	1-6	4-2	5-8
1958	5-6	4-7	9-13	1987	4-2	3-4	7-6
1959	8-3	5-6	13-9	1988	5-2	4-2	9-4
1960	4-7	3-8	7-15	1989	4-2	3-4	7-6
1961	4-5	1-8	5-13	1990	7-0	2-4	9-4
1962	3-6	3-6	6-12	1991	2-4	4-3	6-7
1963	4-5	2-7	6-12	1992	5-2	2-4	7-6
1964	5-4	4-5	9-9	1993	3-3	3-4	6-7
1965	4-5	5-4	9-9	1994	1-3	2-4	3-7
1966	3-6	5-4	8-10	1995	4-2	1-6	5-8
1967	6-3	6-3	12-6	1996	5-2	2-4	7-6
1968	4-5	6-3	10-8	1997	2-4	2-4	4-8
1969	6-3	5-4	11-7	1998	2-4	3-3	5-7
1970	5-4	5-4	10-8	1999	4-2	4-2	8-4
1971	5-4	2-7	7-11	2000	2-5	4-2	6-7
1972	7-2	2-7	9-9	2001	4-5	1-8	5-13
1973	8-1	6-3	14-4	2002	5-5	4-5	9-10
1974	7-2	4-5	11-7	2003	4-5	5-5	9-10
1975	5-4	6-1	11-5	2004	7-3	4-5	11-8
1976	5-4	2-7	7-11	2005	5-5	4-5	9-10
1977	6-1	2-6	8-7	2006	2-7	6-4	8-11
1978	3-6	4-3	7-9	2007	5-4	3-6	8-10
1979	2-4	3-4	5-8	2008	4-5	5-4	9-9
1980	0-7	3-3	3-10	2009	7-2	2-7	9-9
1981	2-1	1-2	3-3	2010	4-5	5-4	9-9
1982	4-3	3-3	7-6	2011	5-4	7-2	12-6
TOTALS	245-230	206-266	451-496				

Note: The original Baltimore Orioles (1901-02) moved to New York in 1903 to become the New York Highlanders and later the New York Yankees.

SERIES FACTS (SINCE 1954)

Longest Red Sox Winning Streak	9 (9/28/2008-6/11/2009)
Longest Yankees Winning Streak	8 (3, 4/25/1985-8/19/1985)
Most consecutive series won by Red Sox	6 (9/24/2010-6/9/2011)
Most consecutive series won by Yankees	6 (4, 7/19/2002-5/28/2003)

LAST SWEEPS (SINCE 1954)

Red Sox 2-game in Boston	9/19-9/21/1977
Red Sox 3-game in Boston	6/9-6/11/2009
Red Sox 4-game in Boston	6/4-6/7/1990
Red Sox 2-game in New York	8/2-8/3/1978
Red Sox 3-game in New York	6/7-6/9/2011
Red Sox 4-game in New York	N/A
Yankees 2-game in Boston	5/4-5/5/2009
Yankees 3-game in Boston	8/31-9/2/2001
Yankees 4-game or more in Boston	(5-game) 8/18-8/21/2006
Yankees 2-game in New York	5/23-5/24/2001
Yankees 3-game in New York	9/25-9/27/2009
Yankees 4-game in New York	8/6-8/9/2009

JOE GIRARDI, MANAGER

RECORD IN NEW YORK

384-264

CAREER RECORD

462-348

2012 SCHEDULE

April 20-22 in Boston
 July 6-8 in Boston
 July 27-29 in New York
 August 17-19 in New York
 Sept. 11-13 in Boston
 Oct. 1-3 in New York

SERIES RECORDS

ALL-TIME SERIES SINCE 1901

954-1132

VS. NEW YORK

527-523

AT FENWAY PARK

460-457

AT NEW YORK

427-609

AT YANKEE STADIUM

14-13

SERIES HIGHS SINCE 1954 (MOST RECENT OCCURRENCE)

BOSTON (IN BOSTON)

Runs 17 (7/15/2005)
 Hits 20 (4/6/1973)
 Errors 7 (9/8/1978)

BOSTON (IN NEW YORK)

Runs 17 (5/28/2005)
 Hits 27 (5/28/2005)
 Errors 5 (2, 9/15/1970)

YANKEES (IN BOSTON)

Runs 22 (6/19/2000)
 Hits 21 (3, 9/7/1978)
 Errors 5 (6/28/1966)

YANKEES (IN NEW YORK)

Runs 20 (8/21/2009)
 Hits 23 (8/21/2009)
 Errors 4 (2, 4/23/1985)



OAKLAND ATHLETICS

OAKLAND-ALAMEDA COUNTY COLISEUM

7000 COLISEUM WAY, OAKLAND, CA 94621 • 510-638-4900

Owner	Lewis Wolff
President	Michael Crowley
Vice President, General Manager	Billy Beane
Director, Public Relations	Bob Rose
Manager, Baseball Information	Mike Sellick
Traveling Secretary	Mickey Morabito
2011 Record	74-88
Stadium (First Season/Capacity)	Oakland-Alameda County Coliseum (1968/35,067)
Media Relations Telephone/Fax	510-563-2207/510-562-1633

2011 SERIES RECAP

Date	H/A	Result	Winner	Loser	Save	Time	Attendance
4/19	A	L0-5	Anderson	LACKEY	None	2:50	25,230
4/20	A	W5-3	BUCHHOLZ	Gonzalez	PAPELBON	3:09	29,045
6/3	H	W8-6	JENKS	Devine	PAPELBON	3:35	37,808
6/4	H	W9-8 (14)	ACEVES	Moscoco	None	5:17	37,485
6/5	H	W6-3	LACKEY	Anderson	BARD	2:50	37,796
8/26	H	L5-15	Gonzalez	WAKEFIELD	None	3:36	38,239
8/27	H	W9-3	LESTER	Moscoco	None	3:06 (3:00)	37,314
8/27	H	W4-0	ACEVES	Godfrey	None	3:06 (2:52)	37,039

SERIES RESULTS (SINCE 1968)

Year	Home	Road	Total	Year	Home	Road	Total
1968	5-4	3-6	8-10	1990	2-4	2-4	4-8
1969	2-4	2-4	4-8	1991	4-2	4-2	8-4
1970	5-1	2-4	7-5	1992	3-3	2-4	5-7
1971	1-5	2-4	3-9	1993	5-1	4-2	9-3
1972	4-2	5-1	9-3	1994	4-2	5-1	9-3
1973	1-5	3-3	4-8	1995	3-2	5-2	8-4
1974	4-2	4-2	8-4	1996	6-1	2-4	8-5
1975	4-2	2-4	6-6	1997	4-1	3-3	7-4
1976	3-3	1-5	4-8	1998	5-1	4-1	9-2
1977	4-1	4-2	8-3	1999	2-2	2-4	4-6
1978	3-2	2-3	5-5	2000	3-3	2-2	5-5
1979	5-1	4-2	9-3	2001	2-1	2-4	4-5
1980	5-1	4-2	9-3	2002	3-3	3-0	6-3
1981	5-1	2-4	7-5	2003	1-2	2-2	3-4
1982	6-0	2-4	8-4	2004	5-1	3-0	8-1
1983	4-2	4-2	8-4	2005	5-2	1-2	6-4
1984	4-2	3-3	7-5	2006	1-3	2-4	3-7
1985	4-2	4-2	8-4	2007	3-1	1-3	4-4
1986	4-2	3-3	7-5	2008	3-0	3-4	6-4
1987	3-3	1-5	4-8	2009	4-3	1-2	5-5
1988	3-3	0-6	3-9	2010	2-1	2-4	4-5
1989	5-1	2-4	7-5	2011	5-1	1-1	6-2
TOTALS				159-89	115-130	274-219	

Note: The Athletics played in Philadelphia from 1901-1954 and in Kansas City from 1955-1967 before moving to Oakland in 1968.

BOB MELVIN, MANAGER

RECORD IN OAKLAND

47-52

CAREER RECORD

540-560

2012 SCHEDULE

April 30, May 1-2 in Boston
July 2-4 in Oakland
Aug. 31, Sept. 1-2 in Oakland

SERIES RECORDS

ALL-TIME SERIES SINCE 1901

1055-861

VS. OAKLAND

159-89

AT FENWAY PARK

159-89

AT OAKLAND

115-130

AT OAKLAND COLISEUM

115-130

SERIES HIGHS SINCE 1968 (MOST RECENT OCCURRENCE)

BOSTON (IN BOSTON)

Runs 16 (5/20/1996)
Hits 21 (5/20/1996)
Errors 6 (6/14/1969)

BOSTON (IN OAKLAND)

Runs 14 (6/6/1980)
Hits 19 (2, 5/8/2002)
Errors 4 (3, 6/6/1978)

ATHLETICS (IN BOSTON)

Runs 21 (2, 7/28/2009)
Hits 25 (6/14/1969)
Errors 5 (5/19/1975)

ATHLETICS (IN OAKLAND)

Runs 14 (3, 4/8/1984)
Hits 19 (2, 5/18/2005)
Errors 4 (7/9/1985)

SERIES FACTS (SINCE 1968)

Longest Red Sox Winning Streak	11 (2, 7/10/1993-4/28/1994)
Longest Athletics Winning Streak	6 (6/13/1969-8/3/1969)
Most consecutive series won by Red Sox	7 (4/14/1997-8/27/1998)
Most consecutive series won by Athletics	4 (2, 7/2/1987-5/29/1988)

LAST SWEEPS (SINCE 1968)

Red Sox 2-game in Boston	9/25-9/26/2007
Red Sox 3-game in Boston	6/3-6/5/2011
Red Sox 4-game in Boston	7/22-7/25/1993
Red Sox 2-game at Athletics	4/1-4/2/2008
Red Sox 3-game at Athletics	9/6-9/8/2004
Red Sox 4-game at Athletics	8/4-8/7/1977
Athletics 2-game in Boston	N/A
Athletics 3-game in Boston	9/3-9/5/1990
Athletics 4-game in Boston	8/10-8/12/1971
Athletics 2-game at Athletics	4/27-4/28/1987
Athletics 3-game at Athletics	5/23-5/25/2008
Athletics 4-game at Athletics	N/A



SEATTLE MARINERS

SAFECO FIELD

1250 FIRST AVENUE S., SEATTLE, WA 98134 • 206-346-4000

Chairman and Chief Executive Officer.....	Howard Lincoln
President and Chief Operating Officer.....	Chuck Armstrong
Executive Vice President, Baseball Operations and General Manager.....	Jack Zduriencik
Senior Director, Baseball Information.....	Tim Hevly
Assistant Director, Baseball Information.....	Jeff Evans
Director, Team Travel.....	Ron Spelley
2011 Record.....	67-95
Stadium (First Season/Capacity).....	Safeco Field (1999/47,447)
Media Relations Telephone/Fax.....	206-346-4000/206-346-4400

2011 SERIES RECAP

Date	H/A	Result	Winner	Loser	Save	Time	Attendance
4/29	H	L4-5	Vargas	JENKS	League	3:07	37,845
4/30	H	L0-2	Fister	LACKEY	League	3:05	37,901
5/1	H	W3-2	PAPELBON	Wright	None	2:39	37,079
7/22	H	W7-4	LACKEY	Hernandez	PAPELBON	2:53	38,048
7/23	H	W3-1	BECKETT	Beavan	PAPELBON	3:15	38,115
7/24	H	W12-8	WAKEFIELD	Pineda	None	3:01	37,650
8/12	A	W6-4	LACKEY	Beavan	PAPELBON	3:08	40,682
8/13	A	L4-5	Hernandez	BECKETT	League	3:03	41,326
8/14	A	L3-5	Furbush	WAKEFIELD	League	2:14	43,777

SERIES RESULTS (SINCE 1977)

Year	Home	Road	Total	Year	Home	Road	Total
1977	5-1	5-0	10-1	1995	4-2	3-3	7-5
1978	4-1	3-2	7-3	1996	3-3	4-3	7-6
1979	3-3	5-1	8-4	1997	3-2	4-2	7-4
1980	3-3	4-2	7-5	1998	5-1	2-3	7-4
1981	4-2	5-1	9-3	1999	4-2	3-1	7-3
1982	4-2	3-3	7-5	2000	2-2	3-3	5-5
1983	3-3	4-2	7-5	2001	2-4	1-2	3-6
1984	2-4	2-4	4-8	2002	2-1	2-4	4-5
1985	2-4	4-2	6-6	2003	4-0	1-2	5-2
1986	5-1	3-3	8-4	2004	2-1	3-3	5-4
1987	4-2	3-3	7-5	2005	2-1	1-2	3-3
1988	3-3	3-3	6-6	2006	3-1	1-5	4-6
1989	4-2	1-5	5-7	2007	2-1	2-4	4-5
1990	4-2	4-2	8-4	2008	2-1	4-2	6-3
1991	4-2	5-1	9-3	2009	1-2	1-2	2-4
1992	4-2	2-4	6-6	2010	2-1	5-2	7-3
1993	3-3	4-2	7-5	2011	4-2	1-2	5-4
1994	6-4	0-2	6-6	TOTALS	114-71	101-87	215-158

ERIC WEDGE, MANAGER

RECORD IN SEATTLE

67-95

CAREER RECORD

628-668

2012 SCHEDULE

May 14-15 in Boston
June 28-30, July 1 in Seattle
Sept. 3-5 in Seattle

SERIES RECORDS

ALL-TIME SERIES SINCE 1977

215-158

VS. SEATTLE

114-71

AT FENWAY PARK

114-71

AT SEATTLE

101-87

AT SAFECO FIELD

28-34

SERIES HIGHS SINCE 1977 (MOST RECENT OCCURRENCE)

BOSTON (IN BOSTON)

Runs..... 17 (9/8/1991)
Hits..... 23 (9/3/1981)
Errors..... 4 (5/19/1982)

BOSTON (IN SEATTLE)

Runs..... 14 (7/21/1983)
Hits..... 18 (2, 9/1/1991)
Errors..... 4 (4, 4/3/1998)

MARINERS (IN BOSTON)

Runs..... 13 (2, 5/21/1996)
Hits..... 24 (9/3/1981)
Errors..... 5 (6/18/1980)

MARINERS (IN SEATTLE)

Runs..... 15 (2, 5/24/1995)
Hits..... 18 (2, 7/20/2004)
Errors..... 3 (2, 5/12/2002)

SERIES FACTS (SINCE 1977)

Longest Red Sox Winning Streak.....	15 (5/4/1977-6/17/1978)
Longest Mariners Winning Streak.....	5 (7/22/2006-8/27/2006)
Most consecutive series won by Red Sox.....	6 (5/3/1977-6/18/1978)
Most consecutive series won by Mariners.....	5 (5/29/1992-5/4/1993)

LAST SWEEPS (SINCE 1977)

Red Sox 2-game in Boston.....	7/29-7/30/1997
Red Sox 3-game in Boston.....	4/7/22-7/24/2011
Red Sox 4-game in Boston.....	8/22-8/25/2003
Red Sox 2-game in Seattle.....	5/7-5/8/1986
Red Sox 3-game in Seattle.....	9/13-9/15/2010
Red Sox 4-game in Seattle.....	N/A
Mariners 2-game in Boston.....	5/3-5/4/1993
Mariners 3-game in Boston.....	N/A
Mariners 4-game in Boston.....	N/A
Mariners 2-game in Seattle.....	4/25-4/26/1994
Mariners 3-game in Seattle.....	6/25-6/27/2007
Mariners 4-game in Seattle.....	N/A



TAMPA BAY RAYS

TROPICANA FIELD

ONE TROPICANA DRIVE, ST. PETERSBURG, FL 33705 • 727-825-3137

Principal Owner	Stuart L. Sternberg
President	Matthew Silverman
Executive Vice President of Baseball Operations	Andrew Friedman
Vice President, Communications	Rick Vaughn
Director, Communications	Dave Haller
2011 Record	91-71
Stadium (First Season/Capacity)	Tropicana Field (1998/34,078)
Media Relations Telephone/Fax	727-825-3242/727-825-3111

2011 SERIES RECAP

Date	H/A	Result	Winner	Loser	Save	Time	Attendance
4/11	H	L5-16	Hellickson	MATSUZAKA	None	3:29	37,568
4/12	H	L2-3	Price	LESTER	Farnsworth	2:54	37,015
6/14	A	L0-4	Shields	WAKEFIELD	None	2:24	20,972
6/15	A	W3-0	BECKETT	Hellickson	None	2:20	19,388
6/16	A	W4-2	BUCHHOLZ	Price	PAPELBON	3:13	23,495
7/15	A	L6-9	Price	MILLER	Farnsworth	3:35	25,729
7/16	A	W9-5	LACKEY	Shields	None	3:32	32,487
7/17	A	W1-0 (16)	ACEVES	Russell	PAPELBON	5:44	21,504
8/16	H	W3-1	LESTER	Shields	PAPELBON	2:24	38,525
8/16	H	L2-6	Niemann	BEDARD	None	3:02	38,278
8/17	H	L0-4	Price	LACKEY	None	3:00	37,747
9/9	A	L2-7	Davis	LACKEY	None	2:46	18,482
9/10	A	L5-6 (11)	Gomes	BARD	None	3:57	24,566
9/11	A	L1-9	Shields	LESTER	None	3:29	25,220
9/15	H	L2-9	Hellickson	WEILAND	None	3:25	38,071
9/16	H	W4-3	BECKETT	Shields	PAPELBON	3:32	38,019
9/17	H	L3-4	Niemann	LESTER	Peralta	3:12	37,682
9/18	H	L5-8	McGee	WAKEFIELD	Peralta	3:53	37,613

SERIES RESULTS (SINCE 1998)

Year	Home	Road	Total	Year	Home	Road	Total
1998	5-1	4-2	9-3	2005	9-1	4-5	13-6
1999	1-5	3-4	4-9	2006	7-2	3-7	10-9
2000	4-2	2-4	6-6	2007	7-2	6-3	13-5
2001	7-3	7-2	14-5	2008	7-2	1-8	8-10
2002	6-3	10-0	16-3	2009	6-3	3-6	9-9
2003	7-2	5-5	12-7	2010	3-6	4-5	7-11
2004	8-2	6-3	14-5	2011	2-7	4-5	6-12
			TOTALS		79-41	62-59	141-100

JOE MADDON, MANAGER

RECORD IN TAMPA BAY

495-477

CAREER RECORD

522-501

2012 SCHEDULE

April 13-16 in Boston
 May 16-17 in Tampa Bay
 May 25-27 in Boston
 July 13-15 in Tampa Bay
 Sept. 17-20 in Tampa Bay
 Sept. 25-26 in Boston

SERIES RECORDS

ALL-TIME SERIES SINCE 1998

141-100

VS. TAMPA BAY

79-41

AT FENWAY PARK

79-41

AT TAMPA BAY

62-59

AT TROPICANA FIELD

62-59

SERIES HIGHS SINCE 1998 (MOST RECENT OCCURRENCE)

BOSTON (IN BOSTON)

Runs 22 (7/23/2002)
 Hits 21 (7/5/2007)
 Errors 3 (5/7/2000)

BOSTON (IN TAMPA BAY)

Runs 15 (9/20/2005)
 Hits 21 (9/20/2005)
 Errors 2 (14, 9/11/2011)

RAYS (IN BOSTON)

Runs 15 (7/24/2003)
 Hits 21 (7/24/2003)
 Errors 4 (2, 4/19/2006)

RAYS (IN TAMPA BAY)

Runs 13 (4/30/2009)
 Hits 19 (4/1/2003)
 Errors 3 (9/1/2009)

SERIES FACTS (SINCE 1998)

Longest Red Sox Winning Streak	11 (4/6/2001-6/26/2001)
Longest Rays Winning Streak	6 (8/16-9/15/2011)
Most consecutive series won by Red Sox	7 (4/28/2004-4/17/2005)
Most consecutive series won by Rays	5 (9/17/2008-5/3/2009)

LAST SWEEPS (SINCE 1998)

Red Sox 2-game in Boston	4/26-4/27/2002
Red Sox 3-game in Boston	9/12-9/14/2009
Red Sox 4-game in Boston	5/25-5/28/2006
Red Sox 2-game in Tampa Bay	7/17-7/18/2002
Red Sox 3-game in Tampa Bay	5/24-5/26/2010
Red Sox 4-game in Tampa Bay	9/9-9/12/2002
Rays 2-game in Boston	4/11-4/12/2011
Rays 3-game in Boston	N/A
Rays 4-game in Boston	4/16-4/19/2010
Rays 2-game in Tampa Bay	8/4-8/5/2009
Rays 3-game in Tampa Bay	9/9-9/11/2011
Rays 4-game in Tampa Bay	N/A



TEXAS RANGERS

RANGERS BALLPARK IN ARLINGTON

1000 BALLPARK WAY, STE. 400, ARLINGTON, TX 76011 • 817-273-5222

President and CEO.....	Nolan Ryan
General Manager.....	Jon Daniels
Executive Vice President, Communications.....	John Blake
Senior Director, Media Relations.....	Rich Rice
Director of Travel.....	Chris Lyngos
2011 Record.....	96-66
Stadium (First Season/Capacity).....	Rangers Ballpark in Arlington (1994/48,194)
Media Relations Telephone/Fax.....	817-273-5203/817-273-5110

2011 SERIES RECAP

Date	H/A	Result	Winner	Loser	Save	Time	Attendance
4/1	A	L5-9	Oliver	BARD	None	3:28	50,146
4/2	A	L5-12	Lewis	LACKEY	None	3:10	48,356
4/3	A	L1-5	Harrison	BUCHHOLZ	None	2:41	46,326
8/22	A	L0-4	Wilson	BEDARD	None	3:10	33,920
8/23	A	W11-5	LACKEY	Lewis	None	3:07	25,705
8/24	A	W13-2	BECKETT	Harrison	None	3:22	30,724
8/25	A	W6-0	MILLER	Ogando	None	2:47	29,729
9/2	H	L0-10	MILLER	MILLER	None	2:48	38,083
9/3	H	W12-7	BEDARD	Lewis	None	3:44	37,806
9/4	H	L4-11	Harrison	LACKEY	None	3:28	37,744

SERIES RESULTS (SINCE 1972)

Year	Home	Road	Total	Year	Home	Road	Total
1972	5-1	3-3	8-4	1992	3-3	1-5	4-8
1973	4-2	5-1	9-3	1993	4-2	2-4	6-6
1974	4-2	1-5	5-7	1994	0-3	1-2	1-5
1975	4-2	4-2	8-4	1995	1-3	2-1	3-4
1976	2-4	1-5	3-9	1996	5-1	1-5	6-6
1977	3-2	3-2	6-4	1997	0-6	3-2	3-8
1978	3-2	0-5	3-7	1998	4-1	2-4	6-5
1979	3-3	3-3	6-6	1999	4-2	0-3	4-5
1980	2-4	3-3	5-7	2000	3-1	4-2	7-3
1981	2-1	1-5	3-6	2001	4-0	1-2	5-2
1982	5-1	5-1	10-2	2002	2-1	2-2	4-3
1983	4-2	3-3	7-5	2003	3-0	2-4	5-4
1984	2-4	3-3	5-7	2004	4-2	0-3	4-5
1985	3-3	2-4	5-7	2005	3-0	4-2	7-2
1986	5-1	3-3	8-4	2006	3-3	2-1	5-4
1987	5-1	2-4	7-5	2007	2-2	4-2	6-4
1988	4-2	4-2	8-4	2008	7-0	2-1	9-1
1989	4-2	2-4	6-6	2009	1-2	1-5	2-7
1990	3-3	2-4	5-7	2010	3-4	1-2	4-6
1991	4-2	1-5	5-7	2011	1-2	3-4	4-6
TOTALS				128-82	89-123	217-205	

Note: The expansion Washington Senators played in Washington D.C. from their inception in 1961 until 1971 before moving to Texas in 1972.

RON WASHINGTON, MANAGER

RECORD IN TEXAS

427-383

CAREER RECORD

427-383

2012 SCHEDULE

April 17-18 in Boston
July 23-25 in Texas
August 6-8 in Boston

SERIES RECORDS

ALL-TIME SERIES SINCE 1961

327-292

VS. TEXAS

128-82

AT FENWAY PARK

128-82

AT TEXAS

89-123

AT RANGERS BALLPARK

35-47

SERIES HIGHS SINCE 1972 (MOST RECENT OCCURRENCE)

BOSTON (IN BOSTON)

Runs.....19 (8/12/2008)
Hits.....21 (7/10/2004)
Errors.....5 (3, 9/1/1993)

BOSTON (IN TEXAS)

Runs.....17 (8/5/1997)
Hits.....24 (8/5/1997)
Errors.....4 (3, 4/4/1996)

RANGERS (IN BOSTON)

Runs.....17 (8/12/2008)
Hits.....22 (6/11/2006)
Errors.....4 (2, 8/22/2002)

RANGERS (IN TEXAS)

Runs.....19 (8/1/2002)
Hits.....20 (2, 8/1/2002)
Errors.....5 (7/19/1975)

SERIES FACTS (SINCE 1972)

Longest Red Sox Winning Streak.....	9 (4/18/2008-9/5/2008)
Longest Rangers Winning Streak.....	9 (7/21/1975-7/19/1976)
Most consecutive series won by Red Sox.....	6 (7/9/2004-4/5/2006)
Most consecutive series won by Rangers.....	5 (2, 8/24/1993-7/16/1995)

LAST SWEEPS (SINCE 1972)

Red Sox 2-game in Boston.....	8/18/1998 (DH)
Red Sox 3-game in Boston.....	8/12-8/14/2008
Red Sox 4-game in Boston.....	4/18-4/21/2008
Red Sox 2-game in Texas.....	8/4-8/5/1997
Red Sox 3-game in Texas.....	5/25-5/27/2007
Red Sox 4-game in Texas.....	N/A
Rangers 2-game in Boston.....	N/A
Rangers 3-game in Boston.....	8/11-8/13/1997
Rangers 4-game in Boston.....	N/A
Rangers 2-game in Texas.....	5/11-5/12/1998
Rangers 3-game in Texas.....	4/1-4/3/2011
Rangers 4-game in Texas.....	5/23-5/26/1985



TORONTO BLUE JAYS

ROGERS CENTRE

1 BLUE JAYS WAY, STE. 3200, TORONTO, ON M5V 1J1 CANADA • 416-341-2000

Vice Chairman, Rogers Communications, Inc. Phil Lind
 President and CEO Paul Beeston
 Senior Vice President, Baseball Operations/General Manager Alex Anthopoulos
 Vice President, Communications Jay Stenhouse
 Manager, Baseball Information Mal Romanin
 Director Team Travel and Clubhouse Operations Mike Shaw
 2011 Record 81-81
 Stadium (First Season/Capacity) Rogers Centre (1989/49,2780)
 Media Relations Telephone/Fax 416-341-1301/02/03/416-341-1250

2011 SERIES RECAP

Date	H/A	Result	Winner	Loser	Save	Time	Attendance
4/15	H	L6-7	Cecil	JENKS	Rauch	3:47	37,467
4/16	H	W4-1	BECKETT	Reyes	PAPELBON	3:12	37,310
4/17	H	W8-1	LESTER	Litsch	None	3:03	37,802
4/18	H	W9-1	MATSUZAKA	Romero	None	2:49	37,916
5/10	H	L6-7 (10)	Villanueva	ALBERS	None	3:53	17,820
5/11	H	L3-9	Litsch	LACKEY	None	2:49	19,163
6/10	H	W5-1	BUCHHOLZ	Reyes	None	3:03	28,588
6/11	H	W16-4	LACKEY	Morrow	None	3:35	39,437
6/12	H	W14-1	LESTER	Drabek	None	2:54	30,364
7/4	A	L7-9	Morrow	LACKEY	Francisco	3:37	38,072
7/5	A	W3-2	ALBERS	Cecil	PAPELBON	2:38	37,745
7/6	A	W6-4	WAKEFIELD	Romero	PAPELBON	2:39	37,404
9/5	A	L0-1 (11)	Camp	WHEELER	None	3:51	27,573
9/6	A	W14-0	LESTER	Perez	None	3:10	17,565
9/7	A	L10-11	Camp	BARD	Francisco	3:29	16,154
9/8	A	L4-7	Romero	MILLER	None	2:50	17,189
9/13	H	W18-6	WAKEFIELD	Morrow	None	3:07	38,020
9/14	H	L5-4	Romero	BARD	Francisco	2:57	37,087

SERIES RESULTS (SINCE 1977)

Year	Home	Road	Total	Year	Home	Road	Total
1977	6-1	6-2	12-3	1995	3-3	5-2	8-5
1978	6-2	5-2	11-4	1996	5-2	3-3	8-5
1979	5-1	4-3	9-4	1997	3-3	3-3	6-6
1980	2-5	5-1	7-6	1998	3-3	2-4	5-7
1981	0-0	4-0	4-0	1999	4-2	5-1	9-3
1982	4-3	3-3	7-6	2000	2-4	2-4	4-8
1983	3-3	4-3	7-6	2001	4-5	8-2	12-7
1984	3-4	2-4	5-8	2002	7-3	6-3	13-6
1985	6-0	3-4	9-4	2003	6-4	4-5	10-9
1986	4-3	3-3	7-6	2004	8-1	6-4	14-5
1987	3-3	3-4	6-7	2005	4-5	3-6	7-11
1988	0-7	2-4	2-11	2006	4-5	3-7	7-12
1989	0-6	5-2	5-8	2007	4-5	5-4	9-9
1990	6-1	4-2	10-3	2008	5-4	4-5	9-9
1991	4-2	5-2	9-4	2009	6-3	5-4	11-7
1992	4-3	3-3	7-6	2010	5-4	7-2	12-6
1993	2-4	1-6	3-10	2011	6-3	4-5	10-8
1994	4-3	3-0	7-3	TOTALS	141-110	140-112	281-222

SERIES FACTS (SINCE 1977)

Longest Red Sox Winning Streak 11 (4/16/2002-7/11/2002)
 Longest Blue Jays Winning Streak 8 (8/11/1987-6/11/1988)
 Most consecutive series won by Red Sox 6 (4/24/1977-5/31/1978)
 Most consecutive series won by Blue Jays 7 (7/27/1987-6/4/1989)

LAST SWEEPS (SINCE 1977)

Red Sox 2-game in Boston 9/17-9/18/1997
 Red Sox 3-game in Boston 8/28-8/30/2009
 Red Sox 4-game or more in Boston 7/1-7/4/2002 (5 game)
 Red Sox 2-game in Toronto 4/16-4/17/2002
 Red Sox 3-game in Toronto 6/10-6/12/2011
 Red Sox 4-game in Toronto 5/31-6/3/2001
 Blue Jays 2-game in Boston 8/16-8/17/2008
 Blue Jays 3-game in Boston 9/28-9/30/2009
 Blue Jays 4-game in Boston 6/2-6/5/1988
 Blue Jays 2-game in Toronto 5/10-5/11/2011
 Blue Jays 3-game in Toronto 4/4-4/6/2008
 Blue Jays 4-game in Toronto 9/3-9/6/1998

JOHN FARRELL, MANAGER

RECORD IN TORONTO

81-81

CAREER RECORD

81-81

2012 SCHEDULE

Apr 9-11 in Toronto
 June 1-3 in Toronto
 June 25-27 in Boston
 July 20-22 in Boston
 Sept. 7-9 in Boston
 Sept. 14-16 in Toronto

SERIES RECORDS

ALL-TIME SERIES SINCE 1977

281-222

VS. TORONTO

135-107

AT FENWAY PARK

135-107

AT TORONTO

136-107

AT ROGERS CENTRE

92-74

SERIES HIGHS SINCE 1977 (MOST RECENT OCCURRENCE)

BOSTON (IN BOSTON)

Runs 18 (9/13/2011)
 Hits 22 (10/4/1980)
 Errors 6 (9/24/1984)

BOSTON (IN TORONTO)

Runs 16 (2, 6/11/2011)
 Hits 21 (8/9/1991)
 Errors 4 (3, 4/6/2008)

BLUE JAYS (IN BOSTON)

Runs 15 (3, 8/17/2008)
 Hits 22 (2, 8/17/2008)
 Errors 4 (2, 7/3/2002)

BLUE JAYS (IN TORONTO)

Runs 13 (2, 9/24/2006)
 Hits 19 (2, 6/1/2003)
 Errors 4 (4, 8/11/1991)



ATLANTA BRAVES

TURNER FIELD

755 HANK AARON DRIVE, ATLANTA, GA 30315 • 404-522-7630

Chairman and CEO.....	Terence F. McGuirk
President.....	John Schuerholz
Executive Vice President and General Manager.....	Frank Wren
Director of Media Relations.....	Brad Hainje
Media Relations Manager.....	Adrienne Midgley
Director of Team Travel and Equipment Manager.....	Bill Acree
2011 Record.....	89-73
Stadium (First Season/Capacity).....	Turner Field (1997/49,481)
Media Relations Telephone/Fax.....	404-522-7630/404-614-1391

SERIES RESULTS (SINCE 1997)

Year	Home	Road	Total	Year	Home	Road	Total
1997	0-3	0-0	0-3	2004	0-0	1-2	1-2
1998	0-0	2-1	2-1	2005	2-1	0-0	2-1
1999	1-2	1-2	2-4	2006	0-0	3-0	3-0
2000	1-2	1-2	2-4	2007	2-1	2-1	4-2
2001	1-2	2-1	3-3	2009	2-1	2-1	4-2
2002	0-3	1-2	1-5	TOTALS	9-15	15-12	24-27

LAST SWEEPS (SINCE 1997)

Red Sox 2-game in Boston.....	Never Played
Red Sox 3-game in Boston.....	N/A
Red Sox 4-game in Boston.....	Never Played

Red Sox 2-game in Atlanta.....	Never Played
Red Sox 3-game in Atlanta.....	6/16-6/18/2006
Red Sox 4-game in Atlanta.....	Never Played

Braves 2-game in Boston.....	Never Played
Braves 3-game in Boston.....	6/28-6/30/2002
Braves 4-game in Boston.....	Never Played

Braves 2-game in Atlanta.....	Never Played
Braves 3-game in Atlanta.....	N/A
Braves 4-game in Atlanta.....	Never Played

FREDI GONZALEZ, MANAGER

RECORD IN ATLANTA

89-73

CAREER RECORD

365-352

2012 SCHEDULE

June 22-24 in Boston

SERIES HIGHS SINCE 1997 (MOST RECENT OCCURRENCE)

BOSTON (IN BOSTON)

Runs.....	13 (5/19/2007)
Hits.....	18 (5/19/2007)
Errors.....	4 (5/21/2005)

BOSTON (IN ATLANTA)

Runs.....	11 (6/20/2007)
Hits.....	15 (6/20/2007)
Errors.....	3 (2, 7/10/1999)

BRAVES (IN BOSTON)

Runs.....	15 (8/30/1997)
Hits.....	19 (8/30/1997)
Errors.....	1 (6, 5/19/2007)

BRAVES (IN ATLANTA)

Runs.....	10 (7/04/2004)
Hits.....	15 (2, 6/18/2007)
Errors.....	2 (5, 6/28/2009)



CHICAGO CUBS

WRIGLEY FIELD

1060 W. ADDISON, CHICAGO, IL 60613 • 773-404-2827

Chairman.....	Tom Ricketts
President, Business Operations.....	Crane Kenney
President, Baseball Operations.....	Theo Epstein
Executive Vice President/General Manager.....	Jed Hoyer
Director/Media Relations.....	Peter Chase
Assistant Director/Media Relations.....	Jason Carr
Traveling Secretary.....	Jimmy Bank
2011 Record.....	71-91
Stadium (First Season/Capacity).....	Wrigley Field (1914/41,159)
Media Relations Telephone/Fax.....	773-404-4191/773-404-4129

2011 SERIES RECAP

Date	H/A	Result	Winner	Loser	Save	Time	Attendance
5/20	H	W15-5	LESTER	Davis	ATCHISON	3:35	37,140
5/21	H	L3-9	Marshall	ALBERS	None	3:51	37,798
5/22	H	W5-1	WAKEFIELD	Russell	None	2:44	37,688

SERIES RESULTS (SINCE 2005)

Year	Home	Road	Total
2005	0-0	1-2	1-2
2011	2-1	0-0	2-1
TOTALS	2-1	1-2	3-1

LAST SWEEPS (SINCE 2005)

Red Sox 2-game in Boston.....	Never Played
Red Sox 3-game in Boston.....	N/A
Red Sox 4-game in Boston.....	Never Played

Red Sox 2-game in Chicago.....	Never Played
Red Sox 3-game in Chicago.....	N/A
Red Sox 4-game in Chicago.....	Never Played

Cubs 2-game in Boston.....	Never Played
Cubs 3-game in Boston.....	N/A
Cubs 4-game in Boston.....	Never Played

Cubs 2-game in Chicago.....	Never Played
Cubs 3-game in Chicago.....	N/A
Cubs 4-game in Chicago.....	Never Played

DALE SVEUM, MANAGER

RECORD IN CHICAGO

0-0 (1st Season)

CAREER RECORD

0-0 (1st Season)

2012 SCHEDULE

June 15-17 in Chicago

SERIES HIGHS SINCE 2005 (MOST RECENT OCCURRENCE)

BOSTON (IN BOSTON)

Runs.....	15 (5/20/2011)
Hits.....	19 (5/20/2011)
Errors.....	3 (5/21/2011)

BOSTON (IN CHICAGO)

Runs.....	8 (6/12/2005)
Hits.....	17 (6/12/2005)
Errors.....	1 (6/10/2005)

CUBS (IN BOSTON)

Runs.....	9 (5/21/2011)
Hits.....	12 (5/20/2011)
Errors.....	4 (5/20/2011)

CUBS (IN CHICAGO)

Runs.....	14 (6/10/2005)
Hits.....	20 (2, 6/10/2005)
Errors.....	0



MIAMI MARLINS

MARLINS PARK

501 MARLINS WAY, MIAMI, FL 33125 • 305-480-1300

Owner, CEO.....Jeffery H. Loria
 President.....David P. Samson
 Vice President, General Manager.....Michael Hill
 Director, Media Relations.....Matt Roebuck
 Manager, Media Relations.....Marty Sewell
 Director, Team Travel.....Manny Colon
 2011 Record.....72-90
 Stadium (First Season/Capacity).....Marlins Park (2012/37,442)
 Media Relations Telephone/Fax.....305-626-7492/305-626-7302

SERIES RESULTS (SINCE 1997)

Year	Home	Road	Total	Year	Home	Road	Total
1997	1-2	0-0	1-2	2001	2-1	0-0	2-1
1998	0-0	2-1	2-1	2003	2-1	0-0	2-1
1999	2-1	0-0	2-1	2006	0-0	2-1	2-1
2000	0-0	2-1	2-1	2009	2-1	0-0	2-1
TOTALS				9-6	6-3	15-9	

LAST SWEEPS (SINCE 1997)

Red Sox 2-game in Boston.....Never Played
 Red Sox 3-game in Boston.....N/A
 Red Sox 4-game in Boston.....Never Played
 Red Sox 2-game in Miami.....Never Played
 Red Sox 3-game in Miami.....N/A
 Red Sox 4-game in Miami.....Never Played
 Marlins 2-game in Boston.....Never Played
 Marlins 3-game in Boston.....N/A
 Marlins 4-game in Boston.....Never Played
 Marlins 2-game in Miami.....Never Played
 Marlins 3-game in Miami.....N/A
 Marlins 4-game in Miami.....Never Played

OZZIE GUILLEN, MANAGER

RECORD IN MIAMI

0-0 (1st Season)

CAREER RECORD

678-617

2012 SCHEDULE

June 11-13 in Miami
June 19-21 in Boston

SERIES HIGHS SINCE 1997 (MOST RECENT OCCURRENCE)

BOSTON (IN BOSTON)

Runs.....25 (6/7/2003)
 Hits.....28 (6/7/2003)
 Errors.....4 (6/30/1997)

BOSTON (IN MIAMI)

Runs.....11 (7/1/2006)
 Hits.....14 (6/27/1998)
 Errors.....3 (6/27/1998)

MARLINS (IN BOSTON)

Runs.....10 (2, 6/28/2003)
 Hits.....16 (7/19/1999)
 Errors.....1 (7, 6/18/2009)

MARLINS (IN MIAMI)

Runs.....6 (6/7/2000)
 Hits.....9 (2, 7/2/2006)
 Errors.....2 (6/7/2000)

ALL-TIME OPPONENT HOME RUN LEADERS AT FENWAY PARK (Regular Season)

Player	HR	Years	Player	HR	Years
Babe Ruth (L)	38	1920-1934	Joe Gordon	27	1938-1943/1946-1950
Mickey Mantle (S)	38	1951-1968	Rocky Colavito	26	1955-1968
Harmon Killebrew	37	1954-1975	Willie Horton	26	1963-1980
Al Kaline	30	1953-1974	Ken Keltner	25	1937-1944/1946-1949
Joe DiMaggio	29	1936-1951	Roy Sievers	25	1949-1965
Gus Zernial	28	1949-1959	Vic Wertz (L)	25	1947-1958/1961-1963
Lou Gehrig (L)	27	1923-1939	Reggie Jackson (L)	25	1967-1987

ACTIVE OPPONENT HOME RUN LEADERS AT FENWAY PARK (Regular Season)

Player	HR	Player	HR	Player	HR
Alex Rodriguez	22	Jose Bautista	10	Paul Konerko	7
Jim Thome (L)	21	Vernon Wells	10	Magglio Ordonez	7
Jason Giambi (L)	18	Hideki Matsui	9	Melvin Mora	7
Jorge Posada (S)	16	Ivan Rodriguez	8	Alfonso Soriano	7
Derek Jeter	13	Carlos Pena (L)	8	B.J. Upton	7
Miguel Tejada	12	Evan Longoria	8	Aaron Hill	7
Vernon Wells	12	Johnny Damon	7		
Robinson Cano (L)	11	Torii Hunter	7		



PHILADELPHIA PHILLIES

CITIZENS BANK PARK

ONE CITIZENS BANK WAY, PHILADELPHIA, PA 19148 • 215-463-6000

President and Chief Executive Officer David Montgomery
 Chairman Bill Giles
 Senior Vice President and General Manager Ruben Amaro Jr.
 Director, Baseball Communications Greg Casterioto
 Coordinator, Baseball Communications Kevin Gregg
 Director, Team Travel and Clubhouse Services Frank Coppenbarger
 2011 Record 102-60
 Stadium (First Season/Capacity) Citizens Bank Park (2004/43,651)
 Media Relations Telephone/Fax 215-218-5245/215-389-3050

2011 SERIES RECAP

Date	H/A	Result	Winner	Loser	Save	Time	Attendance
6/28	A	L0-5	Lee	BECKETT	None	2:37	45,714
6/29	A	L1-2	Worley	LACKEY	Bastardo	2:25	45,612
6/30	A	W5-2	LESTER	Herndon	PAPELBON	3:03	45,810

SERIES RESULTS (SINCE 1997)

Year	Home	Road	Total	Year	Home	Road	Total
1997	3-0	0-0	3-0	2005	0-0	3-0	3-0
1998	0-2	1-1	1-3	2006	3-0	2-1	5-1
1999	1-2	0-0	1-2	2008	0-0	2-1	2-1
2000	0-0	0-3	0-3	2009	0-0	2-1	2-1
2001	2-1	0-0	2-1	2010	2-1	2-1	4-2
2003	0-0	1-2	1-2	2011	0-0	2-1	2-1
2004	2-1	0-0	2-1	TOTALS	13-7	15-11	28-18

LAST SWEEPS (SINCE 1997)

Red Sox 2-game in Boston N/A
 Red Sox 3-game in Boston 6/23-6/26/2006
 Red Sox 4-game in Boston Never Played

Red Sox 2-game in Philadelphia N/A
 Red Sox 3-game in Philadelphia 6/24-6/26/2005
 Red Sox 4-game in Philadelphia Never Played

Phillies 2-game in Boston 6/22-6/23/1998
 Phillies 3-game in Boston N/A
 Phillies 4-game in Boston Never Played

Phillies 2-game in Philadelphia 6/21-6/22/2003
 Phillies 3-game in Philadelphia 6/2-6/4/2000
 Phillies 4-game in Philadelphia Never Played

CHARLIE MANUEL, MANAGER

RECORD IN PHILADELPHIA
646-488

CAREER RECORD
866-678

2012 SCHEDULE
May 18-20 in Philadelphia

SERIES HIGHS SINCE 1997
(MOST RECENT OCCURRENCE)

BOSTON (IN BOSTON)
 Runs 12 (3, 6/27/2004)
 Hits 17 (6/11/2010)
 Errors 4 (6/26/2004)

BOSTON (IN PHILADELPHIA)
 Runs 13 (9/1/2003)
 Hits 15 (2, 6/26/2005)
 Errors 2 (3, 6/14/2009)

PHILLIES (IN BOSTON)
 Runs 11 (7/17/1999)
 Hits 18 (7/17/1999)
 Errors 2 (6/9/2001)

PHILLIES (IN PHILADELPHIA)
 Runs 11 (2, 6/14/2009)
 Hits 14 (4, 6/14/2009)
 Errors 3 (6/13/2009)

OPPONENTS

ACTIVE OPPONENT LEADERS VS. RED SOX (Career)

BATTING

RANK/PLAYER	AVG*	RANK/PLAYER	HR	RANK/PLAYER	RBI
1. M. Kotsay.....	.359	1. A. Rodriguez.....	51	1. A. Rodriguez.....	140
2. M. Ordonez.....	.354	2. J. Giambi.....	36	2. D. Jeter.....	118
3. J. Morneau.....	.335	3. J. Thome.....	35	3. J. Giambi.....	116
4. V. Martinez.....	.329	4. J. Posada.....	31	4. J. Posada.....	115
5. C. Figgins.....	.324	5. V. Wells.....	29	5. J. Thome.....	95

*Minimum 150 plate appearances

PITCHING

RANK/PLAYER	ERA*	RANK/PLAYER	W	RANK/PLAYER	K
1. M. Rivera.....	2.82	1. R. Halladay.....	14	1. R. Halladay.....	201
2. D. Price.....	3.16	2. M. Rivera.....	12	2. S. Kazmir.....	143
3. J. Verlander.....	3.22	3. R. Lopez.....	10	3. B. Colon.....	130
4. A. Rhodes.....	3.29	4. F. Garcia.....	9	4. J. Shields.....	130
5. J. Santana.....	3.30	5. B. Colon.....	8	5. C. Sabathia.....	116
		S. Kazmir.....	8		

*Minimum 50 innings pitched



WASHINGTON NATIONALS

NATIONALS PARK

1500 S. CAPITOL ST., SE, WASHINGTON, DC 20003 • 202-640-7000

Managing Principal Owner Theodore N. Lerner
Executive Vice President/General Manager Mike Rizzo
Senior Director, Baseball Media Relations John Dever
Director, Baseball Media Relations Mike Gazda
Vice President, Clubhouse Operations/Team Travel Rob McDonald
Stadium (First Season/Capacity) Nationals Park (2008/41,506)
Media Relations Telephone/Fax 202-640-7000/202-640-7730

SERIES RESULTS (SINCE 1997)

Year	Home	Road	Total	Year	Home	Road	Total
1997	0-0	0-3	0-3	2001	0-0	2-1	2-1
1998	3-0	0-0	3-0	2006	3-0	0-0	3-0
1999	0-0	0-3	0-3	2009	0-0	2-1	2-1
2000	3-0	0-0	3-0	TOTALS	9-0	4-8	13-8

Note: The Montreal Expos played in Montreal from 1962-2004 and moved to Washington, DC in 2005 to become the Washington Nationals.

LAST SWEEPS (SINCE 1997)

Red Sox 2-game in Boston Never Played
Red Sox 3-game in Boston 6/19-6/21/2006
Red Sox 4-game in Boston Never Played

Red Sox 2-game in Nationals Never Played
Red Sox 3-game in Nationals N/A
Red Sox 4-game in Nationals Never Played

Nationals 2-game in Boston Never Played
Nationals 3-game in Boston N/A
Nationals 4-game in Boston Never Played

Nationals 2-game in Nationals Never Played
Nationals 3-game in Nationals 6/7-6/9/1999
Nationals 4-game in Nationals Never Played

DAVEY JOHNSON, MANAGER

RECORD IN WASHINGTON 40-43

CAREER RECORD 1,188-931

2012 SCHEDULE June 8-10 in Boston

SERIES HIGHS SINCE 1997 (MOST RECENT OCCURRENCE)

BOSTON (IN BOSTON)
Runs 15 (7/2/1998)
Hits 20 (7/2/1998)
Errors 1 (4, 7/18/2000)

BOSTON (AT NATIONALS)
Runs 11 (6/23/2009)
Hits 17 (6/23/2009)
Errors 2 (3, 6/25/2009)

NATIONALS (IN BOSTON)
Runs 4 (6/30/1998)
Hits 8 (6/20/2006)
Errors 4 (6/30/1998)

NATIONALS (AT NATIONALS)
Runs 13 (6/9/1999)
Hits 14 (6/9/1999)
Errors 3 (9/2/1997)

OPPONENTS LAST TIME

BATTING

Stole home Jose Bautista, 9/7/11 at TOR (3rd-inning double steal off T. Wakefield)
Hit a pinch-hit home run Esteban German, 9/3/11 vs. TEX
Hit an inside-the-park grand slam Junior Felix, 6/2/89 vs. TOR
Hit an extra-inning grand slam Jason Kubel, 6/13/06 at MIN (12th inning off J. Tavarez)
Hit a game-ending grand slam Jason Kubel, 6/13/06 at MIN (12th inning off J. Tavarez)

PITCHING

Pitched a No-hitter Chris Bosio, 4/22/93 at SEA
Pitched a No-hitter at Fenway Park Jim Bunning, 7/20/58 vs. DET (G1)
Held the Red Sox to 1 hit Ricky Nolasco (6), 6/18/09 vs. FLA
Held the Red Sox to 1 hit, 9 innings Garza, Balfour, 4/30/09 at TB



HISTORY AND RECORDS

THE HISTORY OF THE RED SOX

1901-1909

The American League was formed in **1901**, and Boston, Chicago, Detroit and Cleveland are the remaining charter members. The Boston American League Base Ball Club, officially known as the Americans, but also known by the media as the Somersets after owner **Charles Somers**, started the season on the road April 26 against the Baltimore Orioles (now the New York Yankees), but didn't get their 1st win until April 30 in Philadelphia, a 10-inning 8-6 decision pitched by **Cy Young**. Young also won the Huntington Avenue Grounds home opener May 8 against Philadelphia, 12-4. In **1903**, the team finished 1st with a 91-47 record earning a berth in the 1st World Series against the National League Pittsburgh Pirates. Game 1 was played at Huntington Avenue and pitched by **Young**, who lost but then won 2 games in the Series. Boston won 5 games to 3, in a best of 9 series, bolstered by **Bill Dinneen** who won 3 games. **1904** brought another successful year with **Cy Young** pitching the 1st perfect game of the modern era in the Huntington Avenue Grounds against Philadelphia on May 5. With a 95-59 record, the **1904** Americans were set to play the New York Giants in the World Series, but Giants manager John McGraw and owner John Brush refused to play, making this the 1st of only 2 times since 1903 the World Series was not played. After **1907**, the cross-town National League Red Stockings adopted the name "Doves" and changed the team colors from red to blue. Americans owner **John I. Taylor** snapped up the popular color, and renamed his team the Red Sox. In the latter half of the decade, **Young** continued to dominate, throwing a no-hitter in New York in **1908** on the way to his record 511 career wins. The Red Sox, however, would not see postseason play again until the next decade.

1910-1919

Taylor decided the Red Sox needed a new ballpark. Fenway Park opened in **1912**, and a decade of dynasty began. The new park, named Fenway Park due to location in the Fenway part of Boston, opened April 20, 1912, with the Red Sox taking a 7-6, 11-inning decision from the New York Highlanders (Yankees). With a 105-47 record, the Sox headed for the World Series led by fireballer **Smoky Joe Wood's** 34-5 record, and centerfielder **Tris Speaker's** .383 batting average. This time, John McGraw did bring the New York Giants to the World Series, and the Sox defeated them 4 games to 3 with one tie. The Red Sox picked up a young left-handed pitcher in **1914** by the name of **George Herman "Babe" Ruth**, who would figure prominently in the Red Sox World Series dynasty of the next several years. The Red Sox went to the World Series 3 more times in the teens and won each year. The **1915** Series was marked by the strong hitting and fielding performances of the legendary Sox outfield of **Duffy Lewis**, **Speaker**, and **Harry Hooper**. After dropping Game 1, the Sox won the next 4 to defeat the Philadelphia Phillies for the championship. In **1916**, **Ruth** was the season and Series hero, with a 23-12 regular season record and a 1.75 ERA. In Game 2 of the World Series, **Ruth** pitched a 14-inning, CG 2-1 win against Brooklyn, while the Sox went on to take the Series 4 games to 1 for the 2nd straight year. The Red Sox played their World Series games in 1915 and 1916 in the new and larger capacity National League Braves Field on Commonwealth Ave., which held 40,000 fans. In **1918**, **Ruth** extended his streak to 29.2 scoreless World Series innings, a record that stood until 1961, and also tied for the league lead with 11 home runs. In the World Series against the Chicago Cubs, **Ruth** and **Carl Mays** each won 2 games to lead the Sox to their 4th World Championship in 7 years.

1920-1929

After Sox owner **Harry Frazee** sold **Ruth** and most of his best players to the Yankees, the "Roaring Twenties" were anything but for the Red Sox. The team did not make it to .500 in any year of the decade, losing over 100 games in 3 straight seasons from **1925-1927**. To add to the difficulty on the field, the ballpark itself suffered a setback. On May 8, **1926**, fire roared through Fenway Park, destroying much of the left field bleacher sections. Then-owner **Bob Quinn** could not afford to rebuild the sections, and the difficult decade for the Sox continued. All was not gloomy, however, as there were several standout performances by individual players during the decade. Pitcher **Sam Jones** won 23 games in **1921**, and **Howard Ehmke** won 39 games for the Sox in **1923-1924**, including a no-hitter against Philadelphia in **1923**. 1st baseman **Stuffie McInnis**, a member of the 1918 world champion team, set American League fielding records with a .999 fielding pct. in **1921** and still held the Red Sox career fielding pct. record at 1st base (.996) until Kevin Youkilis passed him in 2009.

1930-1939

The 30's brightened for the Red Sox, and though the team did not make it back to the great years of the teens, a new dynasty of ownership began in **1933**, when 30-year-old millionaire **Tom Yawkey** bought the club. His 1st order of business was to rebuild the fire-scarred stadium. Ironically, on the night of Jan. 4, **1934**, during construction of the new Fenway Park, another fire raged through the ballpark, destroying much of the progress. The park was ready for Opening Day 1934, however, when the Sox lost to **Joe Cronin** and his Washington Senators on April 17. The Red Sox fielded far better teams than they had in the decade prior, and also saw attendance figures increase, especially after Fenway was refurbished. On August 12, 1934, 46,766 fans attended **Ruth's** farewell game at Fenway, spilling out onto the field. The next season, the Sox set their record single-day

attendance which still stands, with 47,627 fans attending a doubleheader on September 22 against the Yankees. **1935** also saw shortstop **Cronin** traded to the Sox from Washington to become player-manager. **1938** was the high point of the decade, with **Cronin** leading the Sox to an 88-61 record, and MVP **Jimmie Foxx** hitting 50 home runs, a team record which stood until 2006, with 175 RBI and a league-high .349 average. Veteran **Lefty Grove** led the league in ERA for 4 of the last 5 years of the decade. **1939** also brought forth a new era in Red Sox baseball, when **Ted Williams** began his legendary career. That season, the Red Sox had 5 future Hall of Famers on the roster including **Williams, Cronin, Foxx, Grove** and **Bobby Doerr**, and they finished with a strong 89-62 record. In **1931**, the Red Sox took the field with numbers on their uniforms for the 1st time. For some Red Sox players, these were the numbers that would forever be associated with them as Boston legends.

1940-1949

The 40's got even better for the Red Sox. **1941** was a landmark year for the team, with **Williams** hitting .406 and **Grove** picking up his 300th career win. Williams is the last player to hit over .400 for a season, and **Grove** is 1 of 2 pitchers to get his 300th win as a Red Sox, the other being **Cy Young**. **Williams** continued his consistent hitting by picking up his 1st Triple Crown in **1942**, and his 2nd of 4 batting titles in the 40's. Rookie **Dave Ferriss** was 21-10 in **1945**, and helped the team return to the World Series in **1946** when he was 25-6. The Sox won the pennant by a comfortable 12-game margin in 1946, winning 104 games in the process, but lost the World Series for the 1st time in franchise history to the St. Louis Cardinals in 7 games. Fenway also played host to the 1946 All-Star Game, in which **Williams** went 4-for-4 with 2 home runs and 5 RBI. Coming off the AL pennant year, **Williams** won a 2nd Triple Crown in **1947**. Lights were also installed that season to start the era of night baseball at Fenway. **1948** and **1949** were both tough seasons for the Red Sox. While collecting 96 wins in each year, they finished both seasons 1 game out of 1st place. They lost a 1-game playoff to the Cleveland Indians in **1948**. Had the Sox won that game, they would have played the Boston Braves in the World Series. In **1949**, they lost the final 2 games of the season in Yankee Stadium to finish 1 game behind the Yankees. The Sox teams of the late 40's were led by pitcher **Mel Parnell** who won 25 games and the ERA title in 1949, while **Ellis Kinder** also picked up 23 victories in 1949. By the end of the 1940's, however, **Williams** had clearly established himself as one of the greatest players in baseball. He had played 8 seasons of Major League baseball through 1949, during which time he amassed 2 MVPs, 2 Triple Crowns, 4 RBI titles (1 tied with teammate **Vern Stephens**), 4 home run titles, and 4 batting titles. **Dom DiMaggio**, one of baseball's greatest centerfielders, had a .298 career average, scored 100 runs 7 times, was a 7-time All-Star and led the AL in 1950 with 11 triples, 15 stolen bases, and 131 runs scored. In **1948**, he had 503 putouts, playing in the AL's smallest park, a record that stood until 1977. He is 1 of only 5 outfielders to have 500 putouts in a season. **Johnny Pesky**, an excellent all-around shortstop, had 200 hits in each of his 1st 3 ML seasons, and had a .313 career average for the Red Sox. The decade, overall, was the most successful for the team since the teens.



Ted Williams takes a swing at Fenway Park

1950-1959

The 50's were another decade of strong hitting for the Sox, starting off with the Rookie of the Year Award-winning performance by 1st baseman **Walter Dropo** in **1950**. **Dropo** was a part of perhaps the best hitting Red Sox team ever, with the starting lineup averaging .313, and the entire team hitting .302. Infielder **Billy Goodman** won the batting championship in **1950** with his .354 average, while the team amassed a 94-60 record, which would ultimately be their best for the decade. **Williams** broke his elbow in the All-Star Game and played in only 89 games (28 HR, 97 RBI). For the 2nd time in his career, **Williams** put off baseball for military service in the Korean War in **1951** and **1952**, after serving 3 years during World War II. Upon his return, he continued his usual impressive hitting with a tremendous league-leading .388 in **1957** with 38 home runs, and winning a 2nd straight title with a .328 average at the age of 40 in **1958**. Meanwhile, **Jackie Jensen** won the RBI title in **1955** (tied), **1958** and **1959**, and the MVP in **1958**. Rookie 3rd baseman **Frank Malzone** joined the team full-time in **1957** and won 3 Gold Glove Awards in **1957**, **1958**, and **1959**. Some Red Sox pitchers also fared well in the 1950's, as **Parnell** continued his successful pitching through the 1st half of the decade, winning 69 games for the Sox from **1950** to **1953** along with a no-hitter in **1956**. **Frank Sullivan** had 90 wins from 1954 to 1960, and **Ellis Kinder** became one of the American League's best relief pitchers of the early 1950's. On July 21, **1959** infielder **Pumpsie Green** made his debut as the 1st Red Sox African-American Major Leaguer.

1960-1969

The end of the 50's also brought the end of the **Williams** era in Red Sox history. **Williams** hit his 521st and final home run into the Red Sox bullpen in his final at-bat on September 28, **1960**. The spot he vacated in left field was filled in **1961** by rookie **Carl Yastrzemski** who would later match some of **Williams'** feats, while pitcher **Don Schwall** would collect Rookie of the Year Pitcher honors after winning his 1st 10 straight decisions at Fenway on the way to a 15-7 record overall. Fenway Park also hosted the 1961 All-Star Game, a 1-1 tie, rained out after 9 innings. Sox pitching heroics continued in **1962** when both **Earl Wilson** and **Bill Monbouquette** tossed no-hitters, while **Monbouquette** went on to win 20 games in **1963**, and **Yaz** won his 1st batting title. **Dave Morehead** threw a no-hitter on September 16, **1965** against Cleveland at Fenway Park, but the Sox had their worst record of that decade, losing 100 games. One bright spot of **1965** was the emergence of Lynn, MA native **Tony Conigliaro**, who hit a league-leading 32 homers in his 2nd season, the 2nd of his 6 consecutive seasons of 20 or more home runs. After another losing season, finishing 9th in **1966**, the Red Sox overcame 100-1 odds and won the "Impossible Dream" pennant in **1967** with a 92-70 record. Though they did not win the World Series, that season lives on as one of the greatest in Red Sox history. **1967** proved to be career years for **Jim Lonborg**, who won the Cy Young Award with a 22-9 record plus 2 World Series wins, and **Yastrzemski**, who won the Triple Crown and MVP. 1st baseman **George Scott** and outfielder **Reggie Smith** were key performers in the pennant drive. **Ken Harrelson** led the league with 109 RBI in **1968**, while **Yaz** won his 3rd batting title. **Yaz** and **Rico Petrocelli** finished the 60's with 40-home run seasons in **1969**.

1970-1979

The era of **Yaz** continued into the 70's when he again hit 40 home runs while **Conigliaro** notched 36 home runs in **1970**. In **1972**, another young player made his mark by unanimously winning the Rookie of the Year Award. Catcher **Carlton Fisk**, a New Hampshire native, made his 1st full year in the Majors count, leading the Red Sox to a 2nd-place finish, just 0.5 game out of 1st place, for their best finish since 1967. Pitcher **Luis Tiant**, thrilled Sox fans and took home the ERA title that season. Two other famous rookies, **Jim Rice** and **Fred Lynn**,



Yaz was inducted into the Hall of Fame in 1989

were added to the mix in **1975**, and made their mark on another AL championship season. **Lynn** won both MVP and Rookie of the Year honors, the 1st player ever to do so in the same year, while **Rice** hit 22 home runs and **Lynn** hit 21. **Tiant**, **Rick Wise**, and **Bill Lee** combined for 54 of the Red Sox 95 wins in **1975**, with **Tiant** and **Wise** pitching all 3 of the Red Sox wins in the World Series. In Game 6, **Bernie Carbo's** 2-out, 3-run home run in the 8th inning tied the game. **Fisk** left his mark on baseball history when he hit a 12th-inning pitch off the left-field foul pole for a dramatic finish for the Red Sox, in what many consider to be the greatest World Series game ever. Once again, however, the Sox came up short, and were defeated by Cincinnati in 7 games. On July 9, **1976** owner **Tom Yawkey** passed away. **Mrs. Jean R. Yawkey**, **Haywood Sullivan** and **Edward "Buddy" LeRoux** were approved by the AL as the new owners in May, **1978**. The Sox continued to be successful through the end of the 1970's. In **1977** they had 97 wins and fin-

ished just 2.5 games out of 1st. They finished **1978** with 99 wins, just 1 game out after losing 5-4 in a 1-game playoff against the Yankees. Those 2 seasons were great years for **Rice**, who won the home run title in **1977**, and took home MVP honors in **1978**, after ending the season with the home run and RBI crowns. **Lynn** had a terrific **1979** season and won the batting championship, while **Yaz** got his 3,000th hit on September 12. That July, he also hit his 400th home run. **Dwight Evans** did his part, not only with his bat, but also in right field, picking up 3 Gold Glove Awards in the last 4 seasons of the decade. Versatile **Bob Stanley** made his entry upon the scene in **1977**, and in his 12-year Red Sox career racked up what was then a club-record 132 saves and became the club's all-time leader in games pitched. Shortstop **Rick Burleson** teamed with 2nd baseman and Fall River, MA native **Jerry Remy** to form one of the club's best double play combinations.

1980-1989

3rd baseman **Carney Lansford** won a batting championship in **1981**. **Evans** tied for the 1981 AL home run title, one of his seven 20-plus HR seasons in the decade. **Rice** won the HR title in **1983** with 39, followed closely by **Tony Armas**, who had 36. **Armas** then hit 43 in **1984** to lead the AL. The early 80's were not particularly successful for the Red Sox, however, and they failed to finish higher than 3rd until their AL championship in **1986**. **Evans** got 1986 off to an auspicious start, homering in Detroit on the 1st pitch of the season. **Roger Clemens**, who won the **Cy Young** and MVP awards, dominated AL batters in 1986, winning 24 games, including his 1st 14 decisions, with a 2.48 ERA. He also broke a Major League record, striking out 20 in a 3-1 win April 29 vs. Seattle. Under manager **John McNamara's** leadership, the team won 95 games and came from a 3 games to 1 deficit in the ALCS to a World Series matchup with the Mets, which the Sox lost in 7 games. Overall, the season was filled with many personal milestones, with **Rice** getting his 2,000th hit, **Don Baylor** hitting his 300th HR, **Clemens** winning 20 games for the 1st time, and **Wade Boggs** winning his 3rd of 5 batting titles in the decade. In **1987**, **Boggs** won another batting title, while **Clemens** had his 2nd 20-win season and Cy Young Award, but the Red Sox finished a disappointing 5th. The Red Sox returned to their winning ways in the late '80s, topping the AL East again in **1988** with **Joe Morgan's** miracle team. After **Morgan** took over from **McNamara** in July, the Sox won 12 straight and 19 of 20 games, to come from 9 games behind and move into 1st place in the AL East. "Morgan's Magic" became the team's slogan, but the Red Sox were overpowered by Oakland in the ALCS. Nevertheless, the successful teams of the late 80's ushered in a decade of milestones and achievements in the 1990's.

1990-1999

The Sox started the decade off on the right foot by winning the AL East in **1990** with strong performances by **Boggs**, **Evans**, **Clemens**, **Mike Boddicker**, and rightfielder **Tom Brunansky**, whose great diving catch saved the final game of the season. Again, the Sox played the A's in the ALCS, and met the same fate, losing in 4 games. The 1990 season saw the Red Sox put players' names on the back of their road jerseys for the 1st time in club history. **1991** brought the start of the **Mo Vaughn** era, and the hard-hitting 1st baseman became a fan favorite, while Dalton, MA native **Jeff Reardon** pitched his way to 40 saves as the Sox headed to a 2nd-place finish. In February **1992**, **Mrs. Yawkey** passed away leaving her majority general partnership to the continued direction of **John L. Harrington** with **Haywood C. Sullivan** as general partner. After the **1993** season, **Sullivan** sold his interest in the club to the Yawkey Trust and **Harrington** became CEO of the organization. The Sox fared well after the new division set-up was established in **1995**, reaching postseason play 3 times in the last 5 years of the decade, including back-to-back appearances in **1998** and **1999**, the 1st time the team accomplished that since 1915-1916. In **1995**, the Red Sox and the Cleveland Indians started a Division Series rivalry that would last throughout the decade. Behind the powerful hitting of **Vaughn**, who led the AL in HR and picked up the MVP Award, and the stable pitching of **Clemens** and knuckleballer **Tim Lincecum**, the Sox won the East Division title and faced the Indians in the 1995 ALDS, only to be swept in 3 games. In **1996**, **Clemens** struck out 20 batters in a game for the 2nd time in his career, tying his own Major League record. In **1997**, highly-touted shortstop **Nomar Garciaparra** made his way to Fenway and picked up the Rookie of the Year Award while leading the league with 209 hits. In **1998**, he was joined by another superstar, **Pedro Martinez**. The '98 Sox won the Wild Card for the 1st time. Strong pitching was the key to the team's success with Martinez going 19-7 with a 2.89 ERA, while **Tom Gordon** achieved a Major League



Dwight Evans patrolled Fenway's right field from 1972-90.

record 43 consecutive saves on his way to 46 saves in all. The Sox faced Cleveland in the Division Series, where they were defeated once again. The pitching would figure into another great season for the Sox in **1999**, a year in which Fenway hosted the final All-Star Game of the century, the 3rd in the history of the park. **Martinez** was MVP of the game, retiring all 6 batters he faced, 5 on strikeouts, ultimately winning the Cy Young Award unanimously, and falling just short of MVP honors with a 23-4, 2.07 ERA season. Once again, he led the Sox to a Wild Card berth and the Division Series against the Indians. This time, the Sox emerged victorious, coming back from losing the 1st two games to dramatically win the series behind six no-hit relief innings by **Martinez** and 2 HR and 7 RBI by **Troy O'Leary**, and traveled to the ALCS for the 1st time since 1986. The Sox met the Yankees in the series, and the high point was game 3, where Sox ace **Martinez** met former Sox ace **Clemens** at Fenway Park. Riding HR by **Garciparra**, **John Valentin** and **Brian Daubach**, the Sox cruised to a 13-1 win, their only win in the series.

2000-09

2000 featured great efforts by **Martinez**, who unanimously won his 2nd straight Cy Young Award, and **Garciparra**, who won his 2nd consecutive AL batting title with a .372 average. Reliever **Derek Lowe** tied for the AL lead with 42 saves. The Sox finished 2nd 85-77, 2.5 games behind the Yankees, and set a new Fenway Park attendance record of 2,586,024. On Dec. 13, 2000, the Red Sox signed OF **Manny Ramirez** to bolster the team's offense. Despite major injuries to **Garciparra**, **Martinez**, **John Valentin** and catcher **Jason Varitek**, the Red Sox led the AL East for most of the 1st half in **2001**. Through Aug. 24, the Sox were only 3 games behind the Yankees before they went into a tailspin that resulted in 21 losses in 26 games and finished 2nd at 82-79. Mgr. **Jimmy Williams** was replaced by pitching coach **Joe Kerrigan** prior to the Aug. 16 game vs. Seattle. RHP **Hideo Nomo** made his Sox debut April 4 in Baltimore and won 3-0 with the club's 1st no-hitter since 1965. Nomo pitched a 1-hitter May 25 vs. Toronto and led the AL with 220 strikeouts. The team set new attendance records at home, 2,625,333 in 81 dates with 69 sellouts and 2,700,811 on the road in 80 dates. The 68-year Yawkey era came to a close when a new ownership group led by **John Henry**, **Tom Werner** and **Larry Lucchino** took control prior to the **2002** season. In March 2002, they replaced GM **Dan Duquette** with VP of Baseball Operations **Mike Port**, on an interim basis, and brought in **Grady Little** as manager to replace **Kerrigan**. The Sox led the AL East from April 15-June 22 but finished 2nd in the AL East at 93-69, including 51-30 on the road. **Lowe** pitched Fenway Park's 1st no-hitter since 1965, 10-0 vs. Tampa Bay on April 27. **Lowe** (21-8) and **Martinez** (20-4) gave the Sox a pair of 20-game winners for the 1st time since 1949. **Ramirez** led the AL with a .349 average. **Lowe**, **Martinez**, **Ramirez**, **Garciparra**, **Shea Hillenbrand**, **Johnny Damon** and **Ugueth Urbina** were selected for the AL All-Star team and **Lowe**, **Hillenbrand** and **Ramirez** started the game. The team again set an attendance record (2,650,063 in 81 dates). On Nov. 25, 2002, **Theo Epstein** was named GM, making him the youngest GM in MLB history at 28 years, 10 months old. The **2003** Red Sox had an exciting 95-67 regular season, their most wins since 1995, a 2nd-place East Division finish and the 16th trip to the postseason. The club won its 3rd Wild Card playoff berth and came from a 2-0 game deficit in the ALDS to win 3 straight vs. Oakland to advance to the ALCS vs. the Yankees. A dramatic 7-game series developed that wasn't resolved until Aaron Boone's 11th-inning HR stopped the Red Sox. **Epstein** made offseason moves to help the team become an offensive powerhouse that set many records. The additions of **David Ortiz**, **Kevin Millar**, **Bill Mueller** and **Todd Walker** solidified a batting order that produced 961 runs, 2nd-most in club history. A club-record 6 players hit 20 HR and the Sox set a new team mark with 238. They set new ML records of 2,822 TB, 649 XBH and a .491 slug. pct., while their 371 doubles fell 2 shy of the ML mark held by the Sox (1997) and the Cardinals (1930). They were 53-28 .654 at home, 2nd best in the AL. **Lowe** (17-7), **Martinez** (14-4), **John Burkett** (12-9) and **Wakefield** (11-7) led a staff whose 1,141 strikeouts topped the AL. **Mueller** (.326) edged **Ramirez** (.325) for the AL batting crown while **Garciparra** (105), **Ramirez** (104) and **Ortiz** (101) gave the Sox 3 players with 100 RBI for the 1st time since 1984. In his 1st year as manager, **Terry Francona** led the **2004** Red Sox to a 98-64 record and a Wild Card berth, entering the postseason for the 17th time in franchise history. The Sox swept the Anaheim Angels in the ALDS as **Ortiz's** dramatic HR in the 10th inning of Game 3 ensured a rematch with the Yankees for the AL pennant. After dropping the 1st 3 games to New York, the Red Sox rallied behind the bat of **Ortiz**, the baserunning of **Dave Roberts**, an RBI single by **Mueller**, an airtight bullpen, and the gritty performance of **Curt Schilling** to win the final 4 games of the series, completing the greatest comeback in ML history. The Red Sox then swept the St. L. Cardinals to win the World Series for the 6th time and the 1st since 1918. Led by Series MVP **Ramirez**, the Red Sox never trailed. **Lowe** became the 1st pitcher ever to win the clinching game of 3 playoff series in 1 postseason. Key offseason acquisitions **Schilling** and **Keith Foulke** lived up to their billing, while the mid-season trade of **Garciparra** for **Orlando Cabrera**, **Doug Mientkiewicz**, and the acquisition of **Roberts**, improved the club's defense and speed. **Schilling** (21) combined with **Martinez** (16) to win more games than any other pair in the AL. **Martinez** (227) and **Schilling** (203) also became the 1st Red Sox teammates ever to strike out 200 batters in the same season. Offensively, the Sox were led by **Ramirez** and **Ortiz**, who became the 1st AL teammates to bat .300, hit 30 HR and drive in 100 runs since 1931. They also became just the 2nd pair of Red Sox to hit over 40 HR in a single season. The Red Sox sold out their 81-game home schedule for the 1st time and 4th time in ML history. **Francona** led the **2005** Red Sox to a 95-67 record, winning the AL Wild



The Red Sox storm the field in 2004 to celebrate the club's first World Series Championship since 1918.

Card reaching postseason for a club-record 3rd straight season. The Sox were swept in the ALDS by the eventual World Champion Chicago White Sox. During the regular season, **Ortiz** (47 HR, 148 RBI) and **Ramirez** (45 HR, 144 RBI) combined for 92 HR and 292 RBI, more than any other duo in baseball. The Red Sox led the ML in runs scored, batt. avg., BB, OBP and OPS. **Ortiz** tallied career-highs in HR, RBI, runs scored, BB, slug. pct. and OBP. He led the AL with 34 go-ahead RBI and 21 game-winning RBI and finished 2nd in AL MVP voting. The pitching staff was led by **Wakefield** (16-12) who posted team highs in wins, starts, innings pitched, strikeouts, CG and opps.' avg. by a starter. **Mike Timlin** had a league-high and single-season club record 81 apps, and rookie **Jonathan Papelbon** was impressive down the stretch holding opponents scoreless in 10 of his last 11 apps. Catcher **Jason Varitek** earned his first Gold Glove Award. The club set a new attendance mark for the 6th straight season with a total of 2,847,888. On Nov. 25, 2005, 3B **Mike Lowell**, RHP **Josh Beckett**, and RHP **Guillermo Mota** were acquired from the Florida Marlins for SS **Hanley Ramirez**, RHP **Anibal Sanchez**, RHP **Jesus Delgado**, and RHP **Harvey Garcia**. In 2006, the Red Sox set a home attendance record (2,930,588) for the 7th straight season, a ML record. A host of late-season injuries contributed to the team falling to an 86-76 record to miss postseason play for the 1st time since 2002. The Red Sox were 53-33 .616 at the All-Star break, its best winning pct. at that point since 1986 (56-31 .644), and led the AL East by 3 games. Boston set a ML fielding pct. record (.98910) (SEA .98887, 2003) with just 66 errors in 6,053 total chances. The 66 errors and 108 errorless games were the 2nd fewest ever behind Seattle's 65 and 112 in 2003. The Red Sox set a ML record with 17 straight errorless games June 11 (night) through June 30. **Alex Gonzalez** led AL SS with a .985 fielding pct. (a club record), the 1st Sox SS to lead the AL since Rick Burleson in 1979. He also set a club SS record with 57 straight errorless games (April 11-June 30). 2B **Mark Loretta** was 2nd in the AL with a .994 fielding pct. and broke the club record (Bobby Doerr .993 in 1948). **Lowell** was 2nd among AL and ML 3B with a .98704 fielding pct. and broke the club record (Vern Stephens .981 in 1950). **Ortiz** led the AL with a club-record 54 HR and also led with 137 RBI, 355 TB and 119 BB. His 32 road HR tied Babe Ruth (1927) for the AL record. He had 5 walk-off hits including 3 HR. **Papelbon** became 1 of the ML's most dominant closers until shoulder problems sidelined him after Sept. 1. He had 35 saves and a 4-2 record in 59 relief apps and held opps. to a .167 batting avg. He was the 2nd Sox rookie pitcher selected for the All-Star Game (Don Schwall 1961) but did not pitch. He set a club record with 20 saves in 20 chances to start the season. **Manny Ramirez** hit .321 with 35 HR, 102 RBI and 100 BB but played in just 11 games the final 6 weeks due to right knee tendinitis. He received the most votes of any AL player to start the All-Star Game but his knee problem prevented him from playing. **Schilling** made a comeback from his injury-curtailed 2005 season and was 15-7 with a 3.97 ERA in 31 games. **Kevin Youkilis** became the regular 1B and hit .279 in 147 games with 100 R and 91 BB. **Beckett** was 16-11 in 33 games to lead the staff in wins in his 1st Red Sox season. In 2007, the Red Sox clinched their 1st AL East Division title since 1995 with a 96-66 regular season record. After sweeping the Angels 3-0 in the ALDS, Boston then went down 3 games to 1 in the ALCS vs. Cleveland. The Sox completed another comeback to clinch their 12th AL pennant and became the 12th team in ML history to overcome a 3-1 deficit in the ALCS. This was also the Sox 3rd time accomplishing the feat (1986, 2004). In their 11th World Series appearance, Boston swept the N.L. Champion Colorado Rockies to win their 2nd title in 4 years and 7th overall. The Red Sox offense was led by World Series MVP **Lowell** and the stellar pitching efforts of **Beckett**, **Schilling** and **Papelbon**. **Francona** became the 1st Sox manager to take a team to the postseason in 3 different seasons (2004-05-07) and



Jonathan Papelbon closed out the '07 World Series.

3 games to 1 in the 2008 ALDS, Boston lost the ALCS to Tampa in 7 games. The offense finished 3rd in the ML with a .280 batting average and led the ML in walks for the 2nd consecutive year at 646 with a .358 OBP. The Red Sox were sparked by the stellar play of AL MVP **Pedroia** who led the team in avg., games, at-bats, runs, hits and doubles. His 54 doubles led the AL, he tied for the league lead with 213 hits and ranked among the top 5 with a .326 avg. (2nd), 653 AB (3rd), 9 SF (T3rd), 140 singles (T3rd) and 322 TB (4th). **Youkilis** had a ML record 238 consecutive errorless games (2,002 TC) streak, which ended on June 7, and also led the team in HR, RBI, slug, and OBP. **Youkilis** finished 3rd in the AL MVP voting. The team sent 7 players to the 2008 All-Star Game: **Ramirez**, **Ortiz**, **Youkilis** and **Pedroia** were elected starters; **Varitek**, **Papelbon**, and All-Star Game MVP **Drew** were reserves. A 3-team deadline trade sent **Ramirez** to the LA Dodgers and brought OF **Jason Bay** from Pittsburgh. **Bay** was instrumental in the late-season playoff push as he hit .293 (54-184) with 54 RBI and 9 HR over 49 games. 3 Red Sox had over 20 SB: league leader **Jacoby Ellsbury** (50), **Coco Crisp** (20) and **Pedroia** (20). The club was 3rd in the AL with a 4.01 team ERA and led the ML with 16 SHO. The pitching staff was 1st in the AL with 1,185 strikeouts, 2nd most in team history (1,259 in 2001). **Matsuzaka** led all starters with an 18-3 record and 2.90 ERA. **Papelbon** continued as a premier closer with 41 saves. **Jon Lester** threw the 18th no-hitter in Red Sox history vs. KC on May 19 at Fenway Park. For the 9th consecutive year, the Red Sox established a new club record for home attendance totalling 3,048,248 fans in 81 games, a new MLB mark. The 2009 Red Sox finished 2nd in the AL East at 95-67 (.586), their 12th straight winning record. Boston won its 7th AL Wild Card, 4 more than any other team. It was the 20th playoff appearance in the team's 109-year history. The Red Sox were swept 3-0 by the Angels. The Sox finished 4th in the AL with a .270 team batting avg. and were 2nd with a .454 slug. pct. and a .352 OBP. The staff was 2nd overall in the AL with 1,230 strikeouts. The team's .986 fielding pct. was 3rd-best. The Red Sox had 126 SB, the club's highest total since the 1916 Red Sox stole 129. The team had 6 All-Stars (**Bay**, **Beckett**, **Papelbon**, **Pedroia**, **Wakefield** and **Youkilis**). They acquired C/1B **Victor Martinez** from the Cleveland Indians for RHP **Justin Masterson**, LHP **Nick Hagadone** and RHP **Bryan Price** at the trade deadline, July 31. **Martinez** logged a 25-game hit streak from Aug. 28-Sept. 26 (.340 34-for-100). **Beckett** and **Lester** combined as the only pair of AL teammates with 15 wins, 200 innings and a sub-4.00 ERA. **Ellsbury** led the ML with a club-record 70 steals. **Ortiz** finished the year with 274 career HR as a DH surpassing Frank Thomas (269) for the all-time lead. **Papelbon's** 155 career saves passed Bob Stanley's club-record 132 saves. **Wakefield** also topped the Red Sox career starts list with 388 over Roger Clemens (382). For the 10th straight year, the Red Sox set a new club record for home attendance, an accomplishment unprecedented in MLB.

only the 2nd manager in club history to win 2 World Series (Bill Carrigan, 1915-16). The Sox joined the Yankees as the only teams in AL history to sweep in successive World Series appearances. During the regular season, the 96 wins tied Cleveland for the highest winning pct. (.593) and most victories in the Majors. The Sox led the AL East for the final 166 days of 2007 beginning April 18, the longest consecutive stretch in club history. Their pitching staff led the AL and finished 2nd in the Majors with a 3.87 ERA. They were 1 of 2 ML teams with 3 15-game winners: **Beckett** 20, **Wakefield** 18, and **Daisuke Matsuzaka** 15. The team allowed the fewest runs (657) and hits (1350) in the AL and had the 3rd most strikeouts (1,149). Offensively, the 2007 Red Sox led the Majors with 689 BB and tied Detroit for the ML lead in doubles (352). The team had 3 of the top 10 AL batting leaders for 2007: **Ortiz** (.333, 5th), **Lowell** (.326, 7th), and Rookie of the Year **Dustin Pedroia** (.317, 10th). They set a club record and tied the ML record with 4 consecutive HR in 1 inning on April 22 vs. the Yankees at Fenway Park as **Ramirez**, **J.D. Drew**, **Lowell**, and **Varitek** did it with 2 out in the 3rd inning. The Red Sox were successful on an AL best 80% (96-120) of their SB attempts, the best in club history. The team also finished 2nd in the AL with a .986 fielding pct. led by the outstanding play of 1B **Youkilis**. The 2007 Gold Glove winner handled a Red Sox record 1,586 straight errorless chances at 1st base (1,079 chances in 2007). **Clay Buchholz** became just the 3rd player in ML history to throw a no-hitter in his 1st or 2nd ML start on Sept. 1, 2007 (his second try). The 2008 Red Sox began their World Series title defense on March 25, 2008 in Tokyo, Japan vs. the Oakland A's. The club finished with a 95-67 regular season record (.586) to clinch their 6th AL Wild Card berth. After defeating the Los Angeles Angels

2010-11

The **2010** Red Sox finished 3rd in the AL East at 89-73 (.549), their 13th consecutive winning season. The Sox offense ranked among MLB's best in several categories: 1st in TB (2546), 2B (358) and OPS (.790), 2nd in runs scored (818), HR (211) and slugg. pct. (.451) and T-3rd in OBP. (.339). Red Sox pitchers led the AL with 1,207 strikeouts. **Buchholz** and **Lester** anchored the staff as the only pair of teammates in baseball to win 17 or more games and compile ERAs below 4.00. They each won AL Pitcher of the Month honors in 2010 (May and August, respectively), becoming the 6th pair of Sox teammates to win the award in the same season. **Ortiz** captured AL Player of the Month honors in May (.363, 10 HR), making **Lester** and **Ortiz** the 3rd pair of Sox teammates to win the awards in the same month. **Ortiz** led the Sox with 32 HR and tied for the team RBI lead with **Adrian Beltre** (102 each). 6 Red Sox made the AL All-Star team (**Beltre**, **Buchholz**, **Lester**, **Martinez**, **Ortiz**, and **Pedroia**). **Wakefield** recorded his 2,000th career strikeout on May 12 vs. Toronto, then became the club's all-time innings pitched leader during his June 8 start at Cleveland. On Aug. 3 vs. the Indians, **Lowell** made his 1st plate app. at Fenway Park in over a month and hit a HR into the Green Monster seats. At the end of the season, **Lowell** announced his retirement before the team's Oct. 2 game vs. New York. Several newcomers contributed: rookie **Daniel Nava** hit a grand slam on June 12 vs. Philadelphia on the 1st pitch he saw in the ML, becoming the 3rd player since 1900 to hit a GS in his 1st ML plate app. On April 20 vs. Texas, **Darnell McDonald** hit an 8th-inning, PH HR in his 1st Red Sox at-bat, then drove a walk-off, GW hit off the Green Monster one inning later. Despite missing **Beckett**, **Buchholz**, **Mike Cameron**, **Ellsbury**, **Martinez**, **Pedroia**, **Varitek** and **Youkilis** for extended stretches, the Sox remained in the race battling in the only division in baseball with four 85-plus win teams. On July 18, Fenway Park celebrated its 600th consecutive sellout, the longest streak in MLB history and the 2nd-longest in U.S. pro sports history, trailing only the Portland Trailblazers (744 consecutive sellouts, 1977-95). The Red Sox finished **2011** at 90-72 (.556), the 14th straight year with a winning record and 2nd-longest string of consecutive winning seasons in club history behind a 16-year run from 1967-82. They dropped the first 6 road games, the club's longest season-opening drought since a franchise-high 0-8 start in 1945, before notching their first win in the club's 100th home opener on April 8 vs. the Yankees. The Sox went on to post a ML-leading 81-42 (.659) record from April 16-Aug. 31, the most wins in any stretch of 123 games by a Red Sox team since May 21-Sept. 26, 1949. That span included a 42-18 (.700) mark from April 16-June 20 and a season-high 9-game win streak from June 3-12. Boston led the ML at 20-6 (.769) in July, the team's best-ever July win pct. and their best in any month since April 1952 (10-2, .833). The club began September with the AL's best record at 83-52 (.615) but went 7-20 (.259) the rest of the way. A loss in the final regular season game, Boston's 1st all season when entering the 9th inning with a lead, ensured that they would not reach the playoffs. Their 9-game lead for a playoff spot was the largest ever relinquished in ML history entering September. The Sox led the ML in runs (875), hits (1,600), 2B (352), XBH (590), RBI (842), TB (2,631), OBP (.349), slugg. pct. (.461) and OPS (.810). They led the ML with 25, 10+ run games, including 12 or more runs a ML-leading 16 times. **Adrian Gonzalez** (213) and **Ellsbury** (212) were 2 of the 5 Major Leaguers with at least 200 hits. The Sox featured 4 of the top 7 hitters in the AL in batting avg.: **Gonzalez** (.338, 2nd), **Ellsbury** (.321, 5th), **Ortiz** (.309, 6th) and **Pedroia** (.307, 7th). Sox pitchers were 3rd in the AL with a .247 opp. avg. and 1,213 strikeouts. The club turned its 2nd triple play since 1980 and the 1st since SS John Valentin's on July 8, 1994 vs. Seattle. **Ellsbury** did not commit an error and led with 394 TC, the most errorless chances ever in a season by a Red Sox outfielder. With 32 home runs and 39 stolen bases, **Ellsbury** became the 1st-ever Red Sox to record 30 HR and 30 SB in a season. He and **Pedroia** with 21 HR/26 SB were the 6th and 7th Red Sox (7th and 8th times) to collect 20 HR and 20 SB in a season and the 1st Red Sox teammates ever to do it in the same year. **Ellsbury** led the Majors with 364 total bases, the 1st Red Sox to lead the ML in total bases since Tony Armas in 1984 (339). He also led the ML with 83 XBH. **Ellsbury**, **Gonzalez** and **Pedroia** each won a Gold Glove, the 1st time 3 Red Sox have won the award in one season. With 29 HR, **Ortiz** passed Jim Rice (7 times) for 2nd most 25-HR years for the Red Sox, behind only Ted Williams (14). **Ortiz** was the 2011 recipient of the prestigious Roberto Clemente Award for positive contributions on and off the field. The Sox went 12-6 vs. the Yankees, the most wins vs. NYY in a season since 1973 (14-4) and the most by any team since Oakland in 1990 (12-0). The Sox had 6 players selected to play for the AL in the 2011 MLB All-Star Game: **Ortiz**, **Youkilis**, **Ellsbury**, **Gonzalez**, **Beckett** and **Lester**. **Tim Wakefield** earned his 200th career ML win on Sept. 13 vs. Toronto and in his next app., Sept. 18 vs. Tampa Bay, became the 1st Red Sox ever to record 3,000.0 innings pitched with the club. The Sox sold out all 81 home games in 2011 with a home attendance of 3,054,001. The club ran their ML record streak to 71 consecutive games dating back to May 15, 2003.

TIM WAKEFIELD

-- 17 SEASONS WITH BOSTON FROM 1995-2011 --


Tim Wakefield retired from baseball in a ceremony at JetBlue Park at Fenway South on February 17, 2012, calling to a close a 19-year Major League career that included 17 consecutive seasons with the Red Sox from 1995-2011. It marks the longest tenure in club history by a pitcher, trailing only Carl Yastrzemski (23 seasons), Dwight Evans (19) and Ted Williams (19) overall. Wakefield owns all-time Red Sox records with 430 starts and 3,006.0 innings pitched, ranks 2nd in franchise annals with 590 pitching appearances and 2,046 strikeouts, and is 3rd in club history with 186 wins, trailing only Clemens and Cy Young (192 each). He is also the all-time Fenway Park leader with 216 starts and 1,553.0 innings at the ballpark...In 2011, he became the oldest player ever to appear in a game for the Red Sox.

AWARDS AND ACCOMPLISHMENTS

- 2-time World Series Champion with Boston (2004, 2007)
- American League All-Star (2009)
- Finished 3rd in AL Cy Young voting in 1995, trailing Randy Johnson and Jose Mesa
- Finished 3rd in NL Rookie of the Year voting in 1992, trailing Eric Karros and Moises Alou
- 2-time Red Sox Pitcher of the Year winner (1995, 2005)
- The Sporting News'* American League Comeback Player of the Year (1995)
- On 9/13/11, became the 89th modern Major Leaguer (since 1900) to reach 200 wins
- His 98 wins at Fenway Park are 2nd most at the ballpark behind Roger Clemens (100)
- Won each of his 1st 4 games with the Red Sox from 5/27-6/9/95, the only pitcher to begin his Boston career in such fashion since Don Schwall in 1961
- Won 10 consecutive starts from 6/29-8/13/95, a feat unmatched by a Red Sox since 1949
- Was the last Pirates pitcher to earn a playoff win with a complete game in Game 6 of the NLCS
- Led the Red Sox in wins in 1995 (16), 1996 (14) and 2005 (16), the 4th-most seasons as Boston's outright wins

CHARITABLE CHAMPION

- Winner of the prestigious Roberto Clemente Award in 2010, bestowed annually to the Major Leaguer who best represents the game of baseball through sportsmanship, community involvement and positive contributions to their clubs
- In 2011, the Boston chapter of the Baseball Writers Association of America announced the start of an annual Tim Wakefield Community Service Award in his honor
- Is actively involved in "Pitching in for Kids," a non-profit dedicated to providing grants to improve the lives of New England children
- Supports the Space Coast Early Intervention Center in Melbourne, FL, a unique non-profit therapeutic preschool program for children with special needs
- Adopted the Space Coast Center in 1992 when it was struggling financially and faced closure and has helped raise over \$10 million for the organization through his annual Tim Wakefield Celebrity Golf Classic and Memorabilia Auction
- His "Wakefield Warriors" program has enabled patients from the Franciscan Hospital for Children and the Jimmy Fund in Boston to visit with him and watch batting practice before all Tuesday home games at Fenway Park over the last 13 years
- Has been an active participant in the annual Jimmy Fund Radio-Telethon
- Served as a Jimmy Fund Co-Captain in 2010 and 2011



JASON VARITEK

15 SEASONS • RED SOX CAPTAIN • 3-TIME ALL-STAR • 2 WS TITLES



CLUB LEADER: Is the all-time Red Sox leader in games caught with 1,488...Passed Carlton Fisk for the top spot during the 2006 season.

BOSTON YOU'RE MY HOME: Spent entire Major League career with the Red Sox after making debut with the club in 1997...At 15 seasons, is the 4th

longest tenured Red Sox without ever playing for another Major League team behind Carl Yastrzemski (23), Ted Williams (19) and Jim Rice (16).

THE CAPTAIN: Tabbed the 18th full-time captain in Red Sox history upon signing a 4-year contract on 12/24/04...Below is a full list of Red Sox captains based on research by Howard W. Rosenberg.

YEARS

1901-05
1906
1907
1908
1909
1910
1911, 1913-14
1912
1915-17
1918
1919-20
1921
1922
1923
1940-42
1966, 1969-83
1985-89

PLAYER

Jimmy Collins
Chick Stahl
Bob Unglaub
Deacon McGuire
Doc Gessler
Harry Lord
Heinie Wagner
Jake Stahl
Jack Barry
Dick Hoblitzell
Harry Hooper
Everett Scott
Derrill Pratt
George Burns
Jimmie Foxx
Carl Yastrzemski
Jim Rice

2005-11

Jason Varitek

NOTE: Mike Menosky served as acting captain for 1 game in 1923.

GOOD COMPANY: Is 1 of only 5 backstops to catch at least 1,400 games for a single franchise while spending his entire playing career with that club, joining Johnny Bench (Reds), Bill Dickey (Yankees), Bill Freehan (Tigers) and Jorge Posada (Yankees)...He and Posada were the only players to catch a game for a single team in all 15 seasons since 1997...Ivan Rodriguez was the only other player with at least 1 game caught overall in each of those 15 years.

TROPHY CASE: Became the 1st Boston catcher ever to win a Silver Slugger Award when he received the honor in 2005...Also won 1st career Gold Glove Award that year...Named Red Sox Rookie of the Year in 1998 and won club's MVP Award in 2003...Also the 1999 recipient of the Jackie Jensen Hustle Award from the Boston Chapter of the BBWAA and the 2006 Red Sox Heart and Hustle Award.

NO-HIT WONDERS: Is the only backstop in Major League history to catch 4 no-hitters in his career: 4/4/01 by Hideo Nomo, 4/27/02 by Derek Lowe, 9/1/07 by Clay Buchholz and 5/19/08 by Jon Lester.

SOX LEADERBOARD: Ranks among Boston's all-time leaders in overall games played (9th, 1,546), doubles (9th, 306), extra-base hits (9th, 513), RBI (10th, 757), at-bats (11th, 5,099), home runs (11th, 193), total bases (12th, 2,220) and walks (13th, 614)...He is also the all-time leader among Red Sox switch-hitters in games, at-bats, runs, hits, doubles, home runs, RBI, walks, extra-base hits and total bases.

GOING DEEP: Knocked 190 career home runs as a catcher, the most for a Boston player at the position...Passed Carlton Fisk (157) for the team lead on 9/15/08 at TB...Has produced 10 or more homers in 11 seasons with Boston, 2 more than Fisk (9) for the most among Sox catchers.

POSTSEASON LEADER: Won World Series Championships with Boston in 2004 and 2007 and is the club's all-time postseason leader in games (63) and at-bats (228)...Also ranks 2nd among Red Sox postseason leaders in runs (37), hits (54), doubles (12) and home runs (tied, 11), and is 3rd in RBI (33)...Played in 14 total playoff series since 1998, more than any other player in club history...Appeared in 52 of Boston's 57 playoff games beginning in 2003...Is 3rd in all-time postseason starts (58) and games at catcher (62), behind Jorge Posada (106, 119) and Yogi Berra (61, 63).



OWNERSHIP HISTORY

- 1901-02** Charles W. Somers of Ohio was one of the founders and financiers of the new American League who also owned the Cleveland team and made his fortune in the lumber and coal business.
- 1903-04** Henry J. Killilea was a Milwaukee lawyer and expert on baseball law who played an important role in the negotiations that ended the National League-American League war in early 1903.
- 1904-11** John I. Taylor was an avid sportsman and son of the owner, publisher and editor of *The Boston Globe*. He changed the team's nickname to "Red Sox" in 1907 and oversaw the land acquisition and construction of Fenway Park, which opened in 1912.
- 1912-13** James R. McAleer was a National League outfielder during the 1890s who came out of retirement to help form the new American League's St. Louis franchise in 1901 as a player-manager. In December 1911 he bought 50 percent of the Red Sox from Taylor and was named club president.
- 1914-16** Joseph J. Lannin was a Canadian-born hotel and real estate tycoon in New York and Boston. He was a zealous baseball fan with a minority share in the National League Boston Braves before he purchased McAleer's 50 percent controlling interest in the Red Sox in early 1914.
- 1917-23** Harry H. Frazee was a long-time flamboyant baseball fan who was born in Peoria, IL and became successful in real estate management, stock brokerage and as a Broadway theatrical producer. He purchased the Red Sox in late 1916 from Lannin in a deal that included Fenway Park.
- 1923-33** J.A. Robert Quinn was a career baseball executive who was business manager of the St. Louis Browns prior to putting together a syndicate that purchased the Red Sox from Frazee August 1, 1923. He was appointed team president and presiding owner.
- 1933** Thomas A. Yawkey was a New York entrepreneur who bought the team February 25, 1933, four days after his 30th birthday, and placed the club in a Trust.
- July 9, 1976** Tom Yawkey died leaving his widow, Jean, as the primary beneficiary.
- 1978** The Yawkey Estate sold the team to a partnership including Jean R. Yawkey, Edward G. (Buddy) LeRoux, Jr. and Haywood C. Sullivan. The sale was approved by the American League May 23, 1978.
- 1981** Jean R. Yawkey moved to Boston, established the Jean R. Yawkey Trust, and transferred team ownership interests to it. She appointed John L. Harrington as co-Trustee.
- 1987** The Jean R. Yawkey Trust bought out Edward G. (Buddy) LeRoux, Jr., giving it two out of three General Partner votes.
- 1992** Jean R. Yawkey died in February and the Jean R. Yawkey Trust continued with John Harrington as Trustee with sole authority over Red Sox matters.
- 1993** The Jean R. Yawkey Trust bought out Haywood C. Sullivan's one General Partnership unit, giving it all three General Partnership units of the Red Sox, along with the three Red Sox limited partnership units previously acquired (53.49 %).
- 2002** The Jean R. Yawkey Trust sold the club to a group led by John Henry, Tom Werner and Larry Lucchino December 20, 2001. The sale was approved by Major League Baseball January 16, 2002 and closed February 27, 2002.

MANAGERIAL HISTORY

	*G	W	L	T	PCT.	YEARS
Baker, Del	7	2	5		.286	1960
Barrow, Ed	418	213	203	2	.512	1918-20
Barry, Jack	157	90	62	5	.592	1917
Boudreau, Lou	463	229	232	2	.497	1952-54
Carrigan, Bill	1003	489	500	14	.494	1913 -16; '27-29
Chance, Frank	154	61	91	2	.401	1923
Collins, Jimmy	842	455	376	11	.548	1901-06
Collins, J. "Shano"	208	73	134	1	.353	1931-32
Cronin, Joe	2007	1071	916	20	.539	1935-47
Donovan, Patsy	311	159	147	5	.520	1910-11
Duffy, Hugh	308	136	172		.442	1921-22
Fohl, Lee	463	160	299	3	.349	1924-26
Francona, Terry	1296	744	552		.574	2004-11
Harris, Bucky	153	76	76	1	.500	1934
Herman, Billy	310	128	182		.413	1964-66
Higgins, Mike	1119	560	556	3	.502	1955-59;'60-62
Hobson, Butch	439	207	232		.472	1992-94
Houk, Ralph	594	312	282		.525	1981-84
Huff, George	8	2	6		.250	1907
Johnson, Darrell	408	220	188		.539	1974-76
Jurges, Billy	122	59	63		.484	1959-60
Kasko, Eddie	640	345	295		.539	1970-73
Kennedy, Kevin	306	171	135		.559	1995-96
Kerrigan, Joe	43	17	26		.395	2001
Lake, Fred	192	110	80	2	.579	1908-09
Little, Grady	324	188	136		.580	2002-03
McCarthy, Joe	369	223	145	1	.606	1948-50
McGuire, Deacon	227	98	123	6	.443	1907-08
McManus, Marty	248	95	153		.383	1932-33
McNamara, John	571	297	273	1	.521	1985-88
Morgan, Joe	563	301	262		.535	1988-91
O'Neill, Steve	249	150	99		.602	1950-51
Pesky, Johnny	326	147	179		.451	1963-64;'80
Popowski, Eddie	10	6	4		.600	1969, '73
Runnels, Pete	16	8	8		.500	1966
Stahl, C. "Chick"	40	14	26		.350	1906
Stahl, Jake	235	144	88	3	.621	1912-13
Unglaub, Bob	29	9	20		.310	1907
Wagner, C. "Heinie"	154	52	102		.338	1930
Williams, Dick	477	260	217		.545	1967-69
Williams, Jimmy	766	414	352		.540	1997-01
York, Rudy	1	0	1		.000	1959
Young, Cy	6	3	3		.500	1907
Zimmer, Don	715	411	304		.575	1976-80
TOTALS	17,297	8,909	8,305	82	.518	1901-2011

NOTE: The W-L-T columns total one game less than the 17,297 game total reflected above as a result of a protested game and a Major League ruling. On July 28, 1924 the Red Sox played a 10-inning game vs. St. Louis, a supposed 10-5 win. St. Louis protested the game and AL President Ban Johnson ordered the game replayed on September 13 as the 2nd game of a doubleheader. The game of July 28 was discounted and Red Sox Manager Lee Fohl and the St. Louis manager were credited with a no decision. The Red Sox won the replay of the protested game 13-11.

Beginning with the 1920 season, The Major League rule states: "If a protested game of at least five innings duration was ordered replayed in its entirety, then no win or loss is credited, but both managers are credited with a no-decision game."

ALL-TIME ROSTER

1,645 players have appeared in at least 1 game for the Red Sox since the team joined the American League in 1901.
(Bold-faced = living through 2/1/2012)

A

Aardsma, David, rhp - 2008
Aase, Don, rhp - 1977
Abad, Andy, of-1b - 2003
Aceves, Alfredo, rhp - 2011
 Adair, Jerry, inf - 1967-68
 Adams, Bob, rhp - 1925
Adams, Terry, rhp - 2004
 Adkins, Doc, rhp - 1902
Agbayani, Benny, of - 2002
 Agganis, Harry, 1b - 1954-55
 Agnew, Sam, c - 1916-18
Aguilera, Rick, rhp - 1995
Albers, Matt, rhp - 2011
Alcantara, Israel, of - 2000-01
 Alexander, Dale, 1b - 1932-33
Alexander, Manny, inf - 2000
Alicea, Luis, 2b - 1995
Allenison, Gary, c - 1979-84
 Almada, Mel, of - 1933-37
Almonte, Hector, rhp - 2003
 Altrock, Nick, lhp - 1902-03
 Alvarado, Luis, inf - 1968-70
Alvarez, Abe, lhp - 2004-06
Andersen, Larry, rhp - 1990
Anderson, Brady, of - 1988
Anderson, Brian, of - 2009
 Anderson, Fred, rhp - 1909, '13
Anderson, Jimmy, lhp - 2004
Anderson, Lars, 1b - 2010-11
 Andres, Ernie, 3b - 1946
Andrew, Kim, 2b - 1975
 Andrews, Ivy, rhp - 1932-33
Andrews, Mike, 2b - 1966-70
Andrews, Shane, inf - 2002
Aparicio, Luis, ss - 1971-73
Aponte, Luis, rhp - 1980-83
 Arellanes, Frank, rhp - 1908-10
Armas, Tony, cf - 1983-86
 Ambruster, Charley, c - 1905-07
Arrojo, Rolando, rhp - 2000-02
Arroyo, Bronson, rhp - 2003-05
 Asbjornson, Asby, c - 1928-29
Ashley, Billy, lf - 1998
Aspromonte, Ken, 2b - 1957-58
Astacio, Pedro, rhp - 2004
Atchison, Scott, rhp - 2010-11
 Atkins, Jim, rhp - 1950, '52
 Auker, Elden, rhp - 1939
 Aulds, Doyle, c - 1947
Avery, Steve, lhp - 1997-98
 Avila, Bobby, 2b - 1959
Aviles, Ramon, inf - 1977
Aviles, Mike, inf - 2011
Azcue, Joe, c - 1969

B

Bader, Loren, rhp - 1917-18
Baerga, Carlos, 2b-3b - 2002
 Bagby, Jr., Jim, rhp - 1938-40, '46
Bailey, Bob, inf-of - 1977-78
Bailey, Cory, rhp - 1993-94
 Bailey, Gene, of - 1920
Bailey, Jeff, 1b-of - 2008-09
 Baker, Al, rhp - 1938
 Baker, Floyd, inf - 1953-54
Baker, Jack, 1b - 1976-77
 Baker, Tracy, 1b - 1911

Baldelli, Rocco, of - 2009
 Ball, Neal, inf - 1912-13
Bankhead, Scott, rhp - 1993-94
Banks, Willie, rhp - 2001-02
 Barbare, Walter, 3b - 1918
 Barberich, Frank, rhp - 1910
Bard, Daniel, rhp - 2009-11
Bard, Josh, c - 2006
Bark, Brian, lhp - 1995
Barkley, Brian, lhp - 1998
 Barna, Babe, of - 1943
Barr, Steve, lhp - 1974-75
 Barrett, Bill, of - 1929-30
 Barrett, Bob, 3b - 1929
 Barrett, Frank, rhp - 1944-45
 Barrett, Jimmy, lf - 1907-08
Barrett, Marty, 2b - 1982-90
Barrett, Tommy, 2b - 1992
 Barry, Ed, lhp - 1905-07
 Barry, Jack, ss-2b - 1915-17, '19
Bates, Aaron, inf - 2009
Batts, Matt, c - 1947-51
Baumann, Frank, lhp - 1955-59
Bay, Jason, lf - 2008-09
Baylor, Don, dh-of - 1986-87
 Bayne, Bill, lhp - 1929-30
 Beck, Rod, rhp - 1999-01
Beckett, Josh, rhp - 2006-11
Bedard, Erik, lhp - 2011
 Bedient, Hugh, rhp - 1912-14
Belinda, Stan, rhp - 1995-96
Bell, Gary, rhp - 1967-68
Bell, Juan, 3b - 1995
Bellhorn, Mark, 2b - 2004-05
Beltre, Adrian, 3b - 2010
Beltre, Esteban, inf - 1996
Beniquez, Juan, ss-lf - 1971-72, '74-75
Benjamin, Mike, inf - 1997-98
Bennett, Dennis, lhp - 1965-67
 Bennett, Frank, rhp - 1927-28
 Benton, Al, rhp - 1952
Benzinger, Todd, of-1b - 1987-88
 Berberet, Lou, c - 1958
 Berg, Moe, c - 1935-39
 Berger, Boze, inf - 1939
 Berry, Charley, c - 1928-32
Berry, Sean, 3b - 2000
Berryhill, Damon, c - 1994
 Bevan, Hal, 3b - 1952
 Beville, Ben, rhp - 1901
Bichette, Dante, dh-of - 2000-01
 Bigelow, Elliott, of - 1929
Billingham, Jack, rhp - 1980
Bird, Doug, rhp - 1983
 Bischoff, John, c - 1925-26
 Bishop, Max, inf - 1934-35
 Black, Dave, lhp - 1923
Blackwell, Tim, c - 1974-75
 Blethen, Clarence, rhp - 1923
Blosser, Greg, of - 1993-94
 Bluhm, Red, ph - 1918
Boddicker, Mike, rhp - 1988-90
 Boerner, Larry, rhp - 1932
Boggs, Wade, 3b - 1982-92
Bolin, Bob, rhp - 1970-73
Bolling, Milt, inf - 1952-57
Bolton, Tom, lhp - 1987-92

Bonser, Boof, rhp - 2010
 Boone, Ike, rf - 1923-25
 Boone, Ray, 1b - 1960
Borland, Toby, rhp - 1997
Borland, Tom, lhp - 1960-61
 Boudreau, Lou, ss - 1951-52
Bowden, Michael, rhp - 2008-11
Bowen, Sam, of - 1977-78, '80
 Bowers, Stew, rhp - 1935-37
 Bowman, Joe, rhp - 1944-45
Bowsfield, Ted, lhp - 1958-60
Boyd, Dennis, rhp - 1982-89
Bradford, Chad, rhp - 2005
 Bradley, Herb, rhp - 1927-29
 Bradley, Hugh, 1b - 1910-12
 Brady, Cliff, 2b - 1920
 Brady, King, rhp - 1908
Bragg, Darren, of - 1996-98
Brandenburg, Mark, rhp - 1996-97
Brandon, Darrell, rhp - 1966-68
 Bratchi, Fred, of - 1926-27
Breslow, Craig, lhp - 2006
Bressoud, Ed, ss - 1962-65
 Brett, Ken, lhp - 1967, 1969-71
Brewer, Tom, rhp - 1954-61
 Brickner, Ralph, rhp - 1952
 Brillheart, Jim, lhp - 1931
Brodowski, Dick, rhp - 1952, '55
Brogna, Rico, 1b - 2000
Brohamer, Jack, inf - 1978-80
Brown, Adrian, of - 2003
Brown, Dusty, c - 2009-10
Brown, Hal, rhp - 1953-55
Brown, Jamie, rhp - 2004
Brown, Kevin, c - 2002
 Brown, Lloyd, lhp - 1933
 Brown, Mace, rhp - 1942-43, '46
Brown, Mike, rhp - 1982-86
Brumley, Mike, inf - 1991-92
Brunansky, Tom, rf - 1990-92, '94
 Bucher, Jim, inf - 1944-45
Buchholz, Clay, rhp - 2007-11
Buckner, Bill, 1b - 1984-87, '90
 Buddin, Don, ss - 1956, '58-61
Buford, Damon, of - 1998-99
Bullinger, Kirk, rhp - 1999
 Burchell, Fred, lhp - 1907-09
Burda, Bob, 1b - 1972
Burgmeier, Tom, lhp - 1978-82
 Burkett, Jesse, lhp - 1905
Burkett, John, rhp - 2002-03
Burkhart, Morgan, dh-1b - 2000-01
Burks, Ellis, cf - 1987-92, '04
Burleson, Rick, ss - 1974-80
 Burns, George, 1b - 1922-23
Burns, Mike, rhp - 2006
Burton, Jim, lhp - 1975, '77
 Busby, Jim, of - 1959-60
 Bush, Joe, rhp - 1918-21
 Bushelman, Jack, rhp - 1911-12
 Bushey, Frank, rhp - 1927, '30
 Butland, Bill, rhp - 1940, '42, '46-47
 Byerly, Bud, rhp - 1958
Byrd, Jim, inf - 1993
Byrd, Paul, rhp - 2008-09

C

Cabrera, Fernando, rhp - 2009-10
Cabrera, Orlando, ss - 2004
 Cady, Hick, c - 1912-17
 Calderon, Ivan, of - 1993
 Caldwell, Earl, rhp - 1948
 Caldwell, Ray, rhp - 1919
 Camilli, Dolf, 1b - 1945
Cameron, Mike, of - 2010-11
Campbell, Bill, rhp - 1977-81
 Campbell, Paul, 1b - 1941-42, '46
Canseco, Jose, dh-of - 1995-96
Carbo, Bernie, of - 1974-78
 Carey, Tom, inf - 1939-42, '46
 Carlisle, Walter, of - 1908
 Carlstrom, Swede, ss - 1911
 Carlyle, Cleo, of - 1927
 Carlyle, Roy, of - 1925-26
Carrasco, Hector, rhp - 2000
 Carrigan, Bill, c - 1906, '08-16
 Carroll, Ed, rhp - 1929
Carter, Chris, of - 2008-09
Casale, Jerry, rhp - 1958-60
 Cascarella, Joe, rhp - 1935-36
Cash, Sean, 1b-dh - 2008
Cash, Kevin, c - 2007-10
Cassidy, Scott, rhp - 2005
Castillo, Carlos, rhp - 2001
Castillo, Frank, rhp - 2001-02, '04
Cater, Danny, 1b-of - 1972-74
 Cecil, Rex, rhp - 1944-45
Cepeda, Orlando, dh - 1973
Cerone, Rick, c - 1988-89
 Chadbourne, Chet, inf-of - 1906-07
 Chakales, Bob, rhp - 1957
Chamberlain, Wes, rf - 1994-95
 Chaney, Esty, rhp - 1913
 Chaplin, Ed, c - 1920-22
 Chapman, Ben, of - 1937-38
Charton, Pete, rhp - 1964
 Chase, Ken, lhp - 1942-43
 Chech, Charley, rhp - 1909
Checo, Robinson, rhp - 1997-98
Chen, Bruce, lhp - 2003
 Chesbro, Jack, rhp - 1909
Chittum, Nels, rhp - 1959-60
Cho, Jin Ho, rhp - 1998-99
Christopher, Joe, of - 1966
 Christopher, Lloyd, of - 1945
 Cicero, Joe, of - 1929-30
 Cicotte, Ed, rhp - 1908-12
Cisco, Galen, rhp - 1961-62, '67
 Cissell, Bill, 2b - 1934
 Clark, Danny, 3b - 1924
Clark, Jack, 1b-dh - 1991-92
 Clark, Otey, rhp - 1945
Clark, Phil, of - 1996
Clark, Tony, 1b - 2002
Clayton, Royce, inf - 2007
Clear, Mark, rhp - 1981-85
Clemens, Roger, rhp - 1984-96
Clement, Matt, rhp - 2005-06
 Clemons, Lance, lhp - 1974
Cleveland, Reggie, rhp - 1974-78
Clevenger, Tex, rhp - 1954
 Clinton, Lu, rf - 1960-64
 Clowers, Bill, lhp - 1926
 Cochran, George, 3b - 1918
Coello, Robert, rhp - 2010
 Coffey, Jack, 3b - 1918
Cole, Jr., Alex, of - 1996
Coleman, Dave, of - 1977
Coleman, Michael, of - 1997, '99

Collier, Lou, inf-of - 2003

Collins, Jimmy, 3b - 1901-07
 Collins, Ray, lhp - 1909-15
 Collins, Rip, rhp - 1922
 Collins, Shano, of - 1921-25
Colon, Bartolo, rhp - 2008
 Combs, Merrill, 3b - 1947, 1949-50
 Comstock, Ralph, rhp - 1915
Cone, David, rhp - 2001
 Congalton, Bunk, rf - 1907
Conigliaro, Billy, of - 1969-71
 Conigliaro, Tony, rf - 1964-67, '69-70, '75
Conley, Gene, rhp - 1961-63
 Connolly, Bud, inf - 1925
 Connolly, Sr., Ed, c - 1929-32
 Connolly, Jr., Ed, lhp - 1964
 Connolly, Joe, of - 1924
 Conroy, Bill, c - 1942-44
 Consolo, Billy, inf - 1953-59
 Cooke, Dusty, of - 1933-36
 Cooney, Jimmy, 2b - 1917
Cooper, Cecil, 1b - 1971-76
 Cooper, Guy, rhp - 1914-15
Cooper, Scott, 3b - 1990-94
Cora, Alex, inf - 2005-08
Cordero, Wilfredo, of - 1996-97
Corey, Bryan, rhp - 2006-08
Cormier, Rheel, lhp - 1995, '99-00
Cornley, Vic, c - 1972
Corsi, Jim, rhp - 1997-99
Coughtry, Marlan, 2b - 1960
 Coumbe, Fritz, lhp - 1914
Cox, Ted, dh - 1977
 Cramer, Doc, rhp - 1936-40
 Cravath, Gavvy, of - 1908
Crawford, Carl, lf - 2011
Crawford, Paxton, rhp - 2000-01
Crawford, Steve, rhp - 1980-82, '84-87
 Creeden, Pat, 2b - 1931
 Cremins, Bob, lhp - 1927
Crespo, Cesar, inf-of - 2004
 Criger, Lou, c - 1901-08
Crisp, Coco, cf - 2006-08
 Cronin, Joe, ss - 1935-45
Crouch, Zach, lhp - 1988
Croushore, Rick, rhp - 2000
Cruz, Jr., Jose, of - 2005
 Culberson, Leon, of - 1943-47
Culp, Ray, rhp - 1968-73
Cummings, Midre, of - 1998, '00
 Cuppy, Nig, rhp - 1901
Curry, Steve, rhp - 1988
Curtis, John, lhp - 1970-73
Cuyler, Milt, of - 1996

D

Dahlgren, Babe, 1b - 1935-36
Daley, Pete, c - 1955-59
 Dallessandro, Dom, of - 1937
Damon, Johnny, cf - 2002-05
 Danzig, Babe, 1b - 1909
Darwin, Bobby, rhp - 1976-77
Darwin, Danny, rhp - 1991-94
Daubach, Brian, 1b-dh - 1999-02, '04
 Daughters, Bob, pr - 1937
Dawson, Andre, of-dh - 1993-94
Deal, Cot, rhp - 1947-48
Deer, Rob, rf - 1993
 Deininger, Pep, lhp - 1902
Delcarmen, Manny, rhp - 2005-10
Delgado, Alex, inf - 1996
Delock, Ike, rhp - 1952-53, '55-63
Demeter, Don, of - 1966-67

Denman, Brian, rhp - 1982

Dente, Sam, 3b - 1947
 Derrick, Mike, of - 1970
 Desautels, Gene, c - 1937-40
 Deutsch, Mel, rhp - 1946
 Devine, Mickey, c - 1920
 Deviney, Hal, rhp - 1920
 De Vormer, Al, c - 1923
 Diaz, Bo, c - 1977
Diaz, Juan, 1b-dh - 2002
 Dicke, George, c - 1935-36
 Dickman, Emerson, rhp - 1936, '38-41
Didier, Bob, c - 1974
Dillard, Steve, inf - 1975-77
 DiMaggio, Dom, cf - 1940-42, '46-53
DiNardo, Lenny, lhp - 2004-06
 Dinneen, Bill, rhp - 1902-07
DiPietro, Bob, of - 1951
 Dobens, Ray, lhp - 1929
 Dobson, Joe, rhp - 1941-43, '46-50, '54
 Dodge, Sam, rhp - 1921-22
Dodson, Pat, 1b - 1986-88
Doerr, Bobby, 2b - 1937-44, '46-51
Doherty, John, rhp - 1996
Dominique, Andy, c - 2004
 Donahue, John, of - 1923
 Donahue, Pat, c - 1908-10
Donnelly, Brendan, rhp - 2007
Donnels, Chris, inf - 1995
 Donohue, Pete, rhp - 1932
Dopson, John, rhp - 1989-93
 Doran, Tom, c - 1904-06
 Dorish, Harry, rhp - 1947-49, '56
Dorsey, Jim, rhp - 1984-85
Doubront, Felix, lhp - 2010-11
 Dougherty, Patsy, lf - 1902-04
 Dowd, Tommy, lf - 1901
 Doyle, Danny, c - 1943
Doyle, Denny, 2b - 1975-77
Drago, Dick, rhp - 1974-75, '78-80
 Dreisewerd, Clem, lhp - 1944-46
Drew, J.D., rf - 2007-11
 Dropp, Walt, 1b - 1949-52
 Dubuc, Jean, rhp - 1918
Duffy, Frank, inf - 1978-79
 Dugan, Joe, 3b - 1922
Duliba, Bob, rhp - 1965
 Dumont, George, rhp - 1919
 Durham, Ed, rhp - 1929-32
 Durst, Cedric, of - 1930
Dwyer, Jim, of - 1979-80

E

Earley, Arnold, lhp - 1960-65
Easley, Mike, dh-1b - 1984-85
Eckersley, Dennis, rhp - 1978-84, '98
 Eggert, Elmer, 2b - 1927
 Ehmke, Howard, rhp - 1923-26
 Eibel, Hack, lhp - 1920
Ellsbury, Jacoby, of - 2007-11
Ellsworth, Dick, lhp - 1968-69
Ellsworth, Steve, lhp - 1988
Embree, Alan, lhp - 2002-05
 Engle, Clyde, inf-of - 1910-14
Erdos, Todd, rhp - 2001
Esasky, Nick, 1b - 1989
Eshelman, Vaughn, lhp - 1995-97
 Evans, Al, c - 1951
 Evans, Bill, rhp - 1951
Evans, Dwight, rf - 1972-90
Everett, Carl, cf - 2000-01
 Evers, Hoot, of - 1952-54
 Ezzell, Homer, inf - 1924-25

F

Fanzone, Carmen, 3b - 1970
Farr, Steve, rhp - 1994
 Farrell, Doc, 2b - 1935
 Farrell, Duke, c - 1903-05
Fassero, Jeff, lhp - 2000
 Ferguson, Alex, rhp - 1922-25
 Ferrell, Rick, c - 1933-37
 Ferrell, Wes, rhp - 1934-37
 Ferris, Hobe, 2b - 1901-07
Ferriss, Dave, rhp - 1945-50
 Fewster, Chick, inf - 1922-23
Finch, Joel, rhp - 1979
 Fine, Tom, rhp - 1947
 Finney, Lou, 1b-of - 1939-42, '44-45
Finnvold, Gar, rhp - 1994
Fiore, Mike, 1b - 1970-71
Fischer, Hank, rhp - 1966-67
Fisk, Carlton, c - 1969, '71-80
 Fitzgerald, Howie, of - 1926
 Flagstead, Ira, of - 1923-29
Flaherty, John, c - 1992-93
 Flair, Al, 1b - 1941
 Fleming, Bill, rhp - 1940-41
Fletcher, Scott, 2b - 1993-94
Florie, Bryce, rhp - 1999-01
 Flowers, Ben, rhp - 1951, 1953
Floyd, Cliff, of - 2002
Fonville, Chad, inf - 1999
 Foreman, Frank, rhp - 1901
 Foreman, Happy, lhp - 1926
 Fornieles, Mike, rhp - 1957-63
 Fortune, Gary, rhp - 1920
Fossas, Tony, lhp - 1991-94
Fossum, Casey, lhp - 2001-03
 Foster, Eddie, 3b - 1920-22
 Foster, Rube, rhp - 1913-17
 Fothergill, Bob, of - 1933
Foulke, Keith, rhp - 2004-06
 Fowler, Boob, inf - 1926
Fox, Chad, rhp - 2003
Fox, Matt, rhp - 2010
 Fox, Pete, of - 1941-45
 Foxx, Jimmie, rhp - 1936-42
 Foy, Joe, 3b - 1966-68
 Francis, Ray, lhp - 1925
 Freeman, Buck, 1b-rf - 1901-07
 Freeman, Hersh, rhp - 1952-53, '55
 Freeman, John, of - 1927
 French, Charley, inf - 1909-10
 Friberg, Barney, rhp - 1933
 Friend, Owen, ss - 1955
Frohwirth, Todd, rhp - 1994
Frye, Jeff, 2b - 1996-97, '99-00
 Fuhr, Oscar, lhp - 1924-25
 Fuller, Frank, 2b - 1923
 Fullerton, Curt, rhp - 1921-25, '33

G

Gabbard, Kason, lhp - 2006-07
Gaetti, Gary, 3b - 2000
 Gaffke, Fabian, of - 1936-39
Gagliano, Phil, inf - 1971-72
Gagne, Eric, rhp - 2007
 Gainer, Del, inf-of - 1914-17, '19
Gale, Rich, rhp - 1984
 Galehouse, Denny, rhp - 1939-40, '47-49
Gallagher, Bob, of - 1972
 Gallagher, Ed, lhp - 1932
 Galvin, Jim, ph - 1930
 Garbark, Bob, c - 1945
Garces, Rich, rhp - 1996-02
Garciparra, Nomar, ss - 1996-04

Gardiner, Mike, rhp - 1991-92
Gardner, Billy, inf - 1962-63
 Gardner, Larry, 3b - 1908-17
Gardner, Wes, rhp - 1986-90
Garman, Mike, rhp - 1969, '71-73
 Garrison, Cliff, rhp - 1928
 Garrison, Ford, of - 1943-44
 Gaston, Alex, c - 1926, 1929
 Gaston, Milt, rhp - 1929-31
Gathright, Joey, of - 2009, '11
Gedman, Rich, c - 1980-90
 Geiger, Gary, of - 1959-65
 Gelbert, Charley, rhp - 1940
 Gerber, Wally, inf - 1928-29
Gernert, Dick, 1b - 1952-59
 Gessler, Doc, rf - 1908-09
 Geygan, Chappie, inf - 1924-26
Giambi, Jeremy, of-dh - 2003
 Giannini, Joe, ss - 1911
 Gibson, Norwood, rhp - 1903-06
 Gibson, Russ, c - 1967-69
 Gilbert, Andy, of - 1942, '46
Gile, Don, c - 1959-62
 Gilhooley, Frank, of - 1919
Gilkey, Bernard, lf - 2000
 Gillespie, Bob, rhp - 1950
 Gillis, Grant, 2b - 1929
Ginsberg, Joe, c - 1961
 Glaze, Ralph, rhp - 1906-08
 Gleason, Harry, inf - 1901-03
 Glenn, Joe, c - 1940
 Godwin, John, inf-of - 1905-06
Goggin, Chuck, 2b - 1974
Gomes, Wayne, rhp - 2002
 Gonzales, Eusebio, ss - 1918
 Gonzales, Joe, rhp - 1937
Gonzalez, Adrian, 1b - 2011
Gonzalez, Alex, ss - 2006, '09
Gonzalez, Enrique, rhp - 2009
 Gonzalez, Geremi, rhp - 2005
 Gooch, Johnny, c - 1933
 Goodman, Billy, inf - 1947-57
Gordon, Tom, rhp - 1996-99
Gosger, Jim, of - 1963, 1965-66
Graffanino, Tony, inf - 2005
 Graham, Charley, c - 1906
Graham, Lee, of - 1983
 Graham, Skinny, of - 1934-35
Gray, Dave, rhp - 1964
Gray, Jeff, rhp - 1990-91
Grebeck, Craig, ss - 2001
Green, Lenny, of - 1965-66
Green, Nick, inf - 2009
Green, Pumpsie, inf - 1959-62
Greenwell, Mike, lf - 1985-96
 Gregg, Vean, lhp - 1914-16
Griffin, Doug, 2b - 1971-77
 Griffin, Marty, rhp - 1928
Grilli, Guido, lhp - 1966
 Grimes, Ray, 1b - 1920
 Grimshaw, Moose, 1b - 1905-07
 Grissom, Marv, rhp - 1953
Gross, Kip, rhp - 1999
 Gross, Turkey, ss - 1925
 Grove, Lefty, lhp - 1934-41
Grundt, Ken, lhp - 1996-97
Gubanich, Creighton, c - 1999
 Guerra, Mike, c - 1951
Guerrero, Mario, ss - 1973-74
Guindon, Bob, 1b - 1964
 Gumpert, Randy, rhp - 1952
Gunderson, Eric, lhp - 1995-96
 Gunning, Hy, 1b - 1911

Guthrie, Mark, lhp - 1999
Gutierrez, Jackie, ss - 1983-85
Gutierrez, Ricky, inf - 2004
 Gutteridge, Don, inf - 1946-47

H

Hageman, Casey, rhp - 1911-12
Halama, John, lhp - 2005
 Hale, Odell, 3b - 1941
 Haley, Ray, c - 1915-16
Hall, Bill, inf-of - 2010
 Hall, Charley, rhp - 1909-13
Hammond, Chris, lhp - 1997
Hancock, Garry, of - 1978, '80-82
 Hancock, Josh, rhp - 2002
Haney, Chris, lhp - 2002
 Haney, Fred, 3b - 1926-27
Hansack, Devern, rhp - 2006-08
Hansen, Craig, rhp - 2005-06, '08
Hanson, Erik, rhp - 1995
Hardy, Carroll, of - 1960-62
Harikkala, Tim, rhp - 1999
 Harper, Harry, lhp - 1920
Harper, Tommy, of - 1972-74
Harrell, Billy, inf - 1961
Harrelson, Ken, 1b-rf - 1967-69
 Harris, Bill, rhp - 1938
Harris, Greg, rhp - 1989-94
 Harris, Joe, rhp - 1905-07
 Harris, Joe, of-1b - 1922-25
 Harris, Mickey, lhp - 1940-41, '46-49
Harris, Reggie, rhp - 1996
Harris, Willie, inf-of - 2006
 Harriss, Slim, rhp - 1926-28
Harshman, Jack, lhp - 1959
Hartenstein, Chuck, rhp - 1970
 Hartley, Grover, c - 1927
Hartley, Mike, rhp - 1995
 Hartman, Charley, lhp - 1908
Harville, Chad, rhp - 2005
Haselmann, Bill, c - 1995-97, '03
 Hash, Herb, rhp - 1940-41
Hassler, Andy, lhp - 1978-79
Hatcher, Billy, of - 1992-94
 Hatfield, Fred, 3b - 1950-52
Hatteberg, Scott, c - 1995-01
Hatton, Grady, 3b - 1954-56
 Hausmann, Clem, rhp - 1944-45
 Hayden, John, rf - 1906
 Hayes, Frankie, c - 1947
 Hearn, Ed, ss - 1910
Heep, Danny, of - 1989-90
Heffner, Bob, rhp - 1963-65
 Heffin, Randy, rhp - 1945-46
 Heimach, Fred, lhp - 1926
Heise, Bob, inf - 1975-76
Helms, Tommy, inf - 1977
 Hemphill, Charley, rf - 1901
Henderson, Dave, of - 1986-87
Henderson, Rickey, of - 2002
 Hendryx, Tim, of - 1920-21
 Henriksen, Olaf, of - 1911-17
Henry, Bill, lhp - 1952-55
Henry, Butch, lhp - 1997-98
 Henry, Jim, rhp - 1936-37
Hermanson, Dustin, rhp - 2002
Hermida, Jeremy, of - 2010
 Hernandez, Ramon, lhp - 1977
 Herrera, Mike, inf - 1925-26
 Herrin, Tom, rhp - 1954
Hesketh, Joe, lhp - 1990-94
Hetzell, Eric, rhp - 1989-90
 Heving, Joe, rhp - 1938-40

Heving, Johnnie, c - 1924-25, '28-30
 Hickman, Piano Legs, rhp - 1902
 Higgins, Mike, 3b - 1937-38, '46
Hill, Rich, lhp - 2010-11
Hillenbrand, Shea, 3b - 2001-03
 Hiller, Hob, inf - 1920-21
Hillman, Dave, rhp - 1960-61
 Hinkle, Gordie, c - 1934
Hinrichs, Paul, rhp - 1951
Hinske, Eric, of-1b - 2006-07
 Hinson, Paul, ph - 1928
Hisner, Harley, rhp - 1951
 Hitchcock, Billy, inf - 1948-49
 Hoblitzell, Dick, 1b - 1914-18
Hobson, Butch, 3b - 1975-80
 Hockette, George, lhp - 1934-35
 Hodapp, Johnny, 2b - 1933
 Hoderlein, Mel, inf - 1951
 Hoeft, Billy, lhp - 1959
 Hoey, John, lf - 1906-08
Hoffman, Glenn, ss-3b - 1980-87
 Hofmann, Fred, c - 1927-28
 Holcombe, Ken, rhp - 1953
Hollins, Dave, inf - 1995
 Holm, Billy, c - 1945
Holtz, Mike, lhp - 2006
 Hooper, Harry, rf - 1909-20
Horn, Sam, dh-1b - 1987-89
Horton, Tony, 1b - 1964-67
Hosey, Dwayne, of - 1995-96
Hottovy, Tommy, lhp - 2011
House, Tom, lhp - 1976-77
Housie, Wayne, of - 1991
 Howard, Elston, c - 1967-68
Howard, Chris, lhp - 1994
 Howard, Paul, of - 1909
 Howe, Les, rhp - 1923-24
Howry, Bob, rhp - 2002-03
Hoy, Peter, rhp - 1992
 Hoyt, Waite, rhp - 1919-20
Huckaby, Ken, c - 2006
Hudson, Joe, rhp - 1995-97
 Hudson, Sid, rhp - 1952-54
 Hughes, Ed, rhp - 1905-06
 Hughes, Long Tom, rhp - 1902-03
Hughes, Terry, 3b - 1974
 Hughson, Tex, rhp - 1941-44, '46-49
 Humphrey, Bill, rhp - 1938
 Hunt, Ben, lhp - 1910
Hunter, Buddy, inf - 1971, '73, '75
 Hunter, Herb, of - 1920
 Hurd, Tom, rhp - 1954-56
Hurst, Bruce, lhp - 1980-88
Huskey, Butch, of-inf - 1999
 Husting, Bert, rhp - 1902
Hyzdu, Adam, of - 2004-05

I
Iglesias, Jose, ss - 2011
Irvine, Daryl, rhp - 1990-92

J
 Jablonowski, Pete, rhp - 1932
 (later known as Pete Appleton)
Jackson, Conor, of - 2011
Jackson, Damian, inf-of - 2003
 Jackson, Ron H., 1b - 1960
 Jacobson, Baby Doll, of - 1926-27
 Jacobson, Beany, lhp - 1907
 Jamerson, Charley, lhp - 1924
 James, Bill, rhp - 1919
James, Chris, of - 1995
 Janvrin, Hal, inf - 1911, 1913-17

Jarvis, Kevin, rhp - 2006
Jarvis, Ray, rhp - 1969-70
Jefferson, Reggie, dh-1b - 1995-99
Jenkins, Ferguson, rhp - 1976-77
 Jenkins, Tom, of - 1925-26
Jenks, Bobby, rhp - 2011
 Jensen, Jackie, rf - 1954-59, 1961
Jensen, Marcus, c - 2001
Johns, Keith, 2b - 1998
 Johnson, A. Rankin, rhp - 1914
 Johnson, Bob, lf - 1944-45
 Johnson, Deron, dh-1b - 1974-76
 Johnson, Earl, lhp - 1940-41, '46-50
 Johnson, Hank, rhp - 1933-35
Johnson, Jason, rhp - 2006
Johnson, John Henry, lhp - 1983-84
 Johnson, Roy, lf-rf - 1932-35
 Johnson, Vic, lhp - 1944-45
Johnston, Joel, rhp - 1995
 Jolley, Smead, lf - 1932-33
Jones, Bobby M, lhp - 2004
 Jones, Charley, of - 1901
Jones, Dalton, inf - 1964-69
Jones, Hunter, lhp - 2009
 Jones, Jake, 1b - 1947-48
Jones, Rick, lhp - 1976
 Jones, Sad Sam, rhp - 1916-21
Jones, Todd, rhp - 2003
 Joost, Eddie, inf - 1955
 Josephson, Duane, c - 1971-72
 Judd, Oscar, lhp - 1941-45
 Judge, Joe, 1b - 1933-34
Jurak, Ed, inf - 1982-85

K
Kalish, Ryan, of - 2010
 Kallio, Rudy, rhp - 1925
Kapler, Gabe, of - 2003-06
 Karger, Ed, lhp - 1909-11
 Karl, Andy, rhp - 1943
 Karow, Marty, inf - 1927
 Karr, Benn, rhp - 1920-22
Kasko, Eddie, ss - 1966
 Kell, George, 3b - 1952-54
 Kellett, Al, rhp - 1924
 Kellett, Red, inf - 1934
 Kellum, Win, lhp - 1901
 Kelly, Ed, rhp - 1914
 Keltner, Ken, 3b - 1950
Kemmerer, Russ, rhp - 1954-55, '57
Kendall, Fred, c - 1978
 Kennedy, Bill, lhp - 1953
Kennedy, John, inf - 1970-74
Keough, Marty, of - 1956-60
Kiecker, Dana, rhp - 1990-91
 Kiefer, Joe, rhp - 1925-26
Kielty, Bobby, of - 2007
 Kiely, Leo, lhp - 1951, '54-56, '58-59
 Killilay, Jack, rhp - 1911
Kim, Byung-Hyun, rhp - 2003-04
Kim, Sun-Woo, rhp - 2001-02
 Kinder, Ellis, rhp - 1948-55
 Kinney, Walt, lhp - 1918
Kison, Bruce, rhp - 1985
 Klaus, Billy, ss-3b - 1955-58
 Kleinow, Red, c - 1910-11
 Kline, Bob, rhp - 1930-33
 Kline, Ron, rhp - 1969
 Klinger, Bob, rhp - 1946-47
Knackert, Brent, rhp - 1996
 Knight, John, 3b - 1907
Kolstad, Hal, rhp - 1962-63
 Koonce, Cal, rhp - 1970-71

Kosco, Andy, of - 1972
Kotchman, Casey, inf - 2009
Kotsay, Mark, of-1b - 2008-09
Kottaras, George, c - 2008-09
 Kramer, Jack, rhp - 1948-49
Krausse, Lew, rhp - 1972
Kreuger, Rick, lhp - 1975-77
 Kroh, Rubie, lhp - 1906-07
 Kroner, John, inf - 1935-36
 Krug, Marty, inf - 1912
Kutcher, Randy, of - 1988-90

L
 LaChance, Candy, 1b - 1902-05
Lackey, John, rhp - 2010-11
Lacy, Kerry, rhp - 1996-97
 LaForest, Ty, 3b - 1945
LaFrancis, Roger, c - 1982
Lahoud, Joe, of - 1968-71
 Lake, Eddie, rhp - 1943-45
 Lamabe, Jack, rhp - 1963-65
 Lamar, Bill, lhp - 1919
Lamp, Dennis, rhp - 1988-91
Lancellotti, Rick, 1b - 1990
Landis, Bill, lhp - 1967-69
Landis, Jim, of - 1967
 Langford, Sam, of - 1926
Lansford, Carney, 3b - 1981-82
Lansing, Mike, inf - 2000-01
 LaPorte, Frank, inf-of - 1908
LaRoche, Adam, 1b - 2009
LaRose, John, lhp - 1978
 Lary, Lyn, ss - 1934
Lavarnway, Ryan, c - 2011
 Lazor, Johnny, of - 1943-46
Lee, Bill, lhp - 1969-78
 Lee, Dud, ss - 1924-26
Lee, Sang-Hoon, lhp - 2000
 LeFebvre, Lefty, lhp - 1938-39
 Legett, Lou, c - 1933-35
 Leheny, Regis, lhp - 1932
 Lehner, Paul, of - 1952
 Leibold, Nemo, of - 1921-23
Leister, John, rhp - 1987, '90
Lemke, Mark, 2b - 1998
Lenhardt, Don, of - 1952, '54
 Leonard, H. Dutch, lhp - 1913-18
Lepcio, Ted, inf - 1952-59
 Lerchen, Dutch, ss - 1910
 LeRoy, Louis, rhp - 1910
Leskanic, Curtis, rhp - 2004
Lester, Jon, lhp - 2006-11
Lewis, Darren, of - 1998-01
 Lewis, Duffy, lf - 1910-17
 Lewis, John, 2b - 1911
 Lewis, Ted, rhp - 1901
Leyritz, Jim, c - 1998
Lickert, John, c - 1981
Lilliquist, Derek, lhp - 1995
 Lipon, Johnny, ss - 1952-53
 Lisenbee, Hod, rhp - 1929-32
 Littlefield, Dick, lhp - 1950
Litton, Greg, inf - 1994
Lock, Don, of - 1969
Lockwood, Skip, rhp - 1980
 Loepp, George, of - 1928
Lofton, James, inf - 2001
Lollar, Tim, lhp - 1985-86
Lomasney, Steve, c - 1999
Lonborg, Jim, rhp - 1965-71
 Lonergan, Walt, inf - 1911
Looney, Brian, lhp - 1995
Lopez, Felipe, inf - 2010

Lopez, Javier, lhp - 2006-09
Lopez, Javy, c - 2006
 Lord, Harry, 3b - 1907-10
Loretta, Mark, 2b - 2006
Lowe, Derek, rhp - 1997-04
Lowell, Mike, 3b - 2006-10
Lowrie, Jed, inf - 2008-11
 Lucas, Johnny, of - 1931-32
 Lucey, Joe, rhp - 1925
Lucier, Lou, rhp - 1943-44
Lugo, Julio, ss - 2007-09
 Lundgren, Del, rhp - 1926-27
 Lupien, Tony, 1b - 1940, '42-43
Lyle, Sparky, lhp - 1967-71
 Lynch, Walt, c - 1922
Lynn, Fred, cf - 1974-80
Lyon, Brandon, rhp - 2003
Lyons, Steve, of-inf - 1985-86, '91-93

M

Macfarlane, Mike, c - 1995
 MacFayden, Danny, rhp - 1926-32
Machado, Alejandro, inf - 2005
Mack, Shane, of - 1997
MacLeod, Bill, lhp - 1962
MacWhorter, Keith, rhp - 1980
 Madden, Tom, c - 1909-11
Maddux, Mike, rhp - 1995-96
Magrini, Pete, rhp - 1966
Mahay, Ron, of-lhp - 1995, '97-98
Mahomes, Pat, rhp - 1996-97
 Mahoney, Chris, rhp - 1910
Mahoney, Jim, ss - 1959
Malaska, Mark, lhp - 2004
Malave, Jose, of - 1996-97
Mallett, Jerry, of - 1959
 Maloy, Paul, rhp - 1913
Malzone, Frank, 3b - 1955-65
Mantei, Matt, rhp - 2005
Mantilla, Felix, 2b - 1963-65
Manuel, Robert, rhp - 2010
Manto, Jeff, inf - 1996
 Manush, Heinie, of - 1936
Manzanillo, Josias, rhp - 1991
 Marchildon, Phil, rhp - 1950
 Marcum, Johnny, rhp - 1936-38
Marichal, Juan, rhp - 1974
 Marquardt, Ollie, 2b - 1931
 Marshall, Bill, ph - 1931
Marshall, Mike, 1b-of - 1990-91
Martin, Babe, c - 1948-49
Martinez, Anastacio, rhp - 2004
Martinez, Pedro, rhp - 1998-04
Martinez, Ramon, rhp - 1999-00
Martinez, Sandy, c - 2004
Martinez, Victor, c - 2009-10
 Marzano, John, c - 1987-92
Masterson, Justin, rhp - 2008-09
 Masterson, Walt, rhp - 1949-52
Matchick, Tommy, inf - 1970
 Matthews, Bill, rhp - 1909
Matsuzaka, Daisuke, rhp - 2007-11
 Mauch, Gene, 2b - 1956-57
Maxwell, Charley, of-1b - 1950-52, '54
 Mayer, Wally, c - 1917-18
 Maynard, Chick, ss - 1922
 Mays, Carl, rhp - 1915-19
McAuliffe, Dick, inf - 1974-75
 McBride, Tom, of - 1943-47
 McCabe, Dick, rhp - 1918
McCall, Windy, lhp - 1948-49
 McCann, Emmett, inf - 1926
McCarthy, Tom, rhp - 1985

McCarty, David, of-1b - 2003-05
McCarver, Tim, c - 1974-75
 McConnell, Amby, 2b - 1908-10
 McDermott, Maurice, lhp - 1948-53
McDill, Allen, lhp - 2001
McDonald, Darnell, of - 2010-11
 McDonald, Jim, rhp - 1950
 McFarland, Ed, c - 1908
 McGah, Ed, c - 1946-47
McGee, Willie, of - 1995
 McGlothen, Lynn, rhp - 1972-73
 McGovern, Art, c - 1905
 McGraw, Bob, rhp - 1919
 McGuire, Deacon, c - 1907-08
 McHale, Jim, of - 1908
 McHale, Marty, rhp - 1910-11, '16
 McInnis, Stuffy, 1b - 1918-21
 McKain, Archie, lhp - 1937-38
McKeel, Walt, c - 1996-97
 McLaughlin, Jud, lhp - 1931-33
 McLean, Larry, 1b - 1901
 McMahan, Doc, rhp - 1908
 McMahon, Don, rhp - 1966-67
 McManus, Marty, inf - 1931-33
 McMillan, Norm, inf - 1923
 McNair, Eric, inf - 1936-38
 McNally, Mike, inf - 1915-17, '19-20
 McNaughton, Gordon, rhp - 1932
McNeely, Jeff, of - 1993
 McNeil, Norm, c - 1919
 McWilliams, Bill, ph - 1931
Mejias, Roman, of - 1963-64
Mele, Sam, of - 1947-49, '54-55
Melendez, Jose, rhp - 1993-94
 Melillo, Oscar, 2b - 1935-37
Melvin, Bob, c - 1993
Mendoza, Ramiro, rhp - 2003-04
 Menosky, Mike, of - 1920-23
 Meola, Mike, rhp - 1933, '36
Merced, Orlando, rf - 1998
Merchant, Andy, c - 1975-76
Mercker, Kent, lhp - 1999
Meredith, Cla, rhp - 2005
 Merena, Spike, lhp - 1934
Merloni, Lou, inf - 1998-03
 Merson, Jack, 2b - 1953
 Metkovich, George, of-1b - 1943-46
 Meyer, Russ, rhp - 1957
 Michaels, John, lhp - 1932
 Midkiff, Dick, rhp - 1938
Mientkiewicz, Doug, 1b - 2004
 Miles, Dee, of - 1943
Miller, Kevin, 1b-dh - 2003-05
Miller, Andrew, lhp - 2011
 Miller, Bing, of - 1935-36
Miller, Corky, c - 2006
 Miller, Elmer, of - 1922
 Miller, Hack, of - 1918
 Miller, Otto, 3b - 1930-32
Miller, Rick, of - 1971-77, '81-85
Miller, Trever, lhp - 2011
Miller, Wade, rhp - 2005
 Mills, Buster, lf - 1937
Mills, Dick, rhp - 1970
Minarcin, Rudy, rhp - 1956-57
Minchey, Nate, rhp - 1993-94, '96
Mirabelli, Doug, c - 2001-07
Mitchell, Charlie, rhp - 1984-85
 Mitchell, Fred, rhp - 1901-02
 Mitchell, Johnny, ss - 1922-23
Mitchell, Keith, of - 1998
Mitchell, Kevin, of - 1996
 Moford, Herb, rhp - 1959

Mohr, Dustan, of - 2006
Molina, Gustavo, c - 2010
 Molyneux, Vince, rhp - 1918
Monbouquette, Bill, rhp - 1958-65
 Moncewicz, Freddie, ss - 1928
Montgomery, Bob, c - 1970-79
 Moore, Bill, c - 1926-27
 Moore, Wilcy, rhp - 1931-32
Morales, Franklin, lhp - 2011
Morehead, Dave, rhp - 1963-68
Moret, Roger, lhp - 1970-75
 Morgan, Cy, rhp - 1907-09
 Morgan, Eddie, 1b - 1934
 Morgan, Red, 3b - 1906
 Morris, Ed, rhp - 1928-31
 Morrissey, Deacon, rhp - 1901
Morton, Guy, c - 1954
Morton, Kevin, lhp - 1991
 Moseley, Earl, rhp - 1913
 Moser, Walter, rhp - 1911
Moses, Jerry, c - 1965, '68-70
 Moses, Wally, of - 1946-48
 Moskiman, Doc, 1b-of - 1910
Moss, Brandon, of - 2007-08
Moser, Les, c - 1951
Moyer, Jamie, lhp - 1996
Mueller, Bill, 3b - 2003-05
 Mueller, Gordie, rhp - 1950
 Muffett, Billy, rhp - 1960-62
 Mulleavy, Greg, inf - 1933
 Muller, Freddie, inf - 1933-34
 Mulligan, Joe, rhp - 1934
 Mulrone, Frank, rhp - 1930
 Mundy, Bill, 1b - 1913
Murphy, David, of - 2006-07
 Murphy, Johnny, rhp - 1947
Murphy, Rob, lhp - 1989-90
Murphy, Tom, rhp - 1976-77
 Murphy, Walter, rhp - 1931
 Murray, George, rhp - 1923-24
Murray, Matt, rhp - 1995
Muser, Tony, 1b - 1969
 Musser, Paul, rhp - 1919
 Mustaikis, Alex, rhp - 1940
 Myer, Buddy, ss-3b - 1927-28
 Myers, Elmer, rhp - 1920-22
 Myers, Hap, 1b - 1910-11
Myers, Mike, lhp - 2004-05

N

Nabholz, Chris, lhp - 1994
Naehring, Tim, ss-3b - 1990-97
 Nagle, Judge, rhp - 1911
Nagy, Mike, rhp - 1969-72
 Naleski, Bill, inf - 1929-30
Nava, Daniel, of - 2010
Navarro, Yamaico, ss - 2010-11
Neal, Blaine, rhp - 2005
 Neitzke, Ernie, rhp - 1921
Nelson, Bryant, inf-of - 2002
Nelson, Joe, rhp - 2004, '10
 Neubauer, Hal, rhp - 1925
Newhauser, Don, rhp - 1972-74
Newman, Jeff, c - 1983-84
 Newsom, Bobo, rhp - 1937
 Newsome, Dick, rhp - 1941-43
 Newsome, Skeeter, inf - 1941-45
 Niarhos, Gus, c - 1952-53
 Nichols, Chet, lhp - 1960-63
Nichols, Reid, of - 1980-85
 Niemiec, Al, rhp - 1934
 Niles, Harry, of-inf - 1908-10
Nipper, Al, rhp - 1983-87

Nippert, Merlin, rhp - 1962
Nixon, Otis, cf - 1994
Nixon, Russ, c - 1960-65, '68
Nixon, Trot, rf - 1996, 1998-06
 Nixon, Willard, rhp - 1950-58
Nomo, Hideo, rhp - 2001
 Nonnenkamp, Leo, of - 1938-40
 Nourse, Chet, rhp - 1909
 Nunamaker, Les, c - 1911-14
Nunnally, Jon, of - 1999

O
 Oberlin, Frank, rhp - 1906-07
O'Berry, Mike, c - 1979
 O'Brien, Buck, rhp - 1911-13
 O'Brien, Jack, of - 1903
O'Brien, Syd, inf - 1969
 O'Brien, Tom, of - 1949-50
 O'Doul, Lefty, lhp - 1923
Offerman, Jose, 1b-dh - 1999-02
Oglivie, Ben, of - 1971-73
Ohka, Tomokazu, rhp - 1999-01
Ojeda, Bob, lhp - 1980-85
Okajima, Hideki, lhp - 2007-11
Okrie, Len, c - 1952
O'Leary, Troy, of - 1995-01
Olerud, John, 1b - 2005
Oliver, Darren, lhp - 2002
 Oliver, Gene, c - 1968
Oliver, Joe, c - 2001
 Oliver, Tom, cf - 1930-33
 Olmstead, Hank, rhp - 1905
 Olson, Karl, of - 1951, '53-55
 Olson, Marv, 2b - 1931-33
 Olson, Ted, rhp - 1936-38
 O'Neill, Bill, of - 1904
 O'Neill, Emmett, rhp - 1943-45
 O'Neill, Steve, c - 1924
Ontiveros, Steve, rhp - 2000
 Orme, George, of - 1920
 O'Rourke, Frank, inf - 1922
Ortiz, David, dh-1b - 2003-11
Ortiz, Luis, 3b - 1993-94
Osinski, Dan, rhp - 1966-67
 Ostdiek, Harry, c - 1908
 Ostermueller, Fritz, lhp - 1934-40
 Ostrowski, John, of-inf - 1948
 Owen, Marv, inf - 1940
 Owen, Mickey, c - 1954
Owen, Spike, ss - 1986-88
 Owens, Frank, c - 1905

P
 Pagliaroni, Jim, c - 1955, '60-62
 Palm, Mike, rhp - 1948
Pankovits, Jim, inf - 1990
 Papai, Al, rhp - 1950
 Pape, Larry, rhp - 1909, '11-12
Papelbon, Jonathan, rhp - 2005-11
Papi, Stan, inf - 1979-80
 Parent, Freddy, ss - 1901-07
Parnell, Mel, lhp - 1947-56
Parrish, Larry, 1b-dh - 1988
 Partee, Roy, c - 1943-44, '46-47
 Partenheimer, Stan, lhp - 1944
 Paschal, Ben, of - 1920
 Patten, Casey, lhp - 1908
Patterson, Eric, inf-of - 2010
 Patterson, Hank, c - 1932
Pattin, Marty, rhp - 1972-73
Pauley, David, rhp - 2006, '08
Pavletich, Don, c - 1970-71
Paxton, Mike, rhp - 1977

Payton, Jay, of - 2005
 Peacock, Johnny, c - 1937-44
Pedroia, Dustin, 2b - 2006-11
 Pellagrini, Eddie, inf - 1946-47
Pemberton, Rudy, of - 1996-97
Pena, Alejandro, rhp - 1995
Pena, Carlos, 1b - 2006
Pena, Jesus, lhp - 2000
Pena, Juan, rhp - 1999
Pena, Willy Mo, of-dh - 2006-07
Peña, Tony, c - 1990-93
Pennington, Brad, lhp - 1996
 Pennock, Herb, lhp - 1915-17, '19-22, '34
Penny, Brad, rhp - 2009
Perez, Tony, 1b-dh - 1980-82
Perisho, Matt, lhp - 2005
 Perrin, Jack, of - 1921
Persson, Robert, rhp - 2003
 Pertica, Bill, rhp - 1918
Pesky, Johnny, ss-3b - 1942, '46-52
Petagine, Roberto, 1b - 2005
Peters, Gary, lhp - 1970-72
 Peterson, Bob, c - 1906-07
Petrocelli, Rico, ss-3b - 1963, '65-76
Petry, Dan, rhp - 1991
Phillely, Dave, of - 1962
Phillips, Ed, rhp - 1970
Pichardo, Hipolito, rhp - 2000-01
 Picinich, Val, c - 1923-25
Pickering, Calvin, 1b-dh - 2001
 Pickering, Urbane, 3b - 1931-32
Pierce, Jeff, rhp - 1995
 Piercy, Bill, rhp - 1922-24
Piersall, Jimmy, cf - 1950, '52-58
Pineiro, Joel, rhp - 2007
 Pipgras, George, rhp - 1933-35
Pirkil, Greg, 1b - 1996
 Pittenger, Pinky, of-inf - 1921-23
Pizarro, Juan, lhp - 1968-69
Plantier, Phil, of - 1990-92
Plews, Herb, 2b - 1959
Plympton, Jeff, rhp - 1991
 Poindexter, Jennings, lhp - 1936
Pole, Dick, rhp - 1973-76
 Polly, Nick, 3b - 1945
 Pond, Ralph, of - 1910
Poquette, Tom, of - 1979, '81
 Porter, Dick, of - 1934
 Porterfield, Bob, rhp - 1956-58
Portugal, Mark, rhp - 1999
 Potter, Nelson, rhp - 1941
Poulsen, Ken, inf - 1967
Pozo, Arquimede, inf - 1996-97
 Pratt, Del, 2b - 1921-22
 Pratt, Larry, c - 1914
 Prentiss, George, rhp - 1901-02
Price, Joe, lhp - 1989
Pride, Curtis, of-dh - 1997, '00
 Prothro, Doc, 3b - 1925
 Pruiett, Tex, rhp - 1907-08
Pulsipher, Bill, lhp - 2001
 Purtell, Billy, inf - 1910-11
 Pytlak, Frankie, c - 1941, '45-46

Q
Quantrill, Paul, rhp - 1992-94
 Quinn, Frank, rhp - 1949-50
 Quinn, Jack, rhp - 1922-25
Quinones, Rey, ss - 1986
Quintana, Carlos, 1b-of - 1988-91, '93
R
 Radatz, Dick, rhp - 1962-66

Rader, Dave, c - 1980
Rainey, Chuck, rhp - 1979-82
Ramirez, Hanley, ss - 2005
Ramirez, Manny, lf - 2001-08
Ramirez, Ramon, rhp - 2009-10
Rapp, Pat, rhp - 1999
Reardon, Jeff, rhp - 1990-92
 Reeder, Johnny, 1b - 1932
Reddick, Josh, of - 2009-11
Reed, Jerry, rhp - 1990
Reed, Jody, 2b-ss - 1987-92
Reese, Pokey, ss-2b - 2004
 Reeves, Bobby, inf - 1929-31
 Regan, Bill, 2b - 1926-30
 Rehg, Wally, of - 1913-15
 Reichle, Dick, of - 1922-23
Remlinger, Mike, lhp - 2005
Remmerswaal, Win, rhp - 1979-80
Remy, Jerry, 2b - 1978-84
Renko, Steve, rhp - 1979-80
Renna, Bill, of - 1958-59
Renteria, Edgar, ss - 2005
 Repulski, Rip, of - 1960-61
Reyes, Carlos, rhp - 1998
Reyes, Denny, lhp - 2011
 Reynolds, Carl, of - 1934-35
 Rhodes, Gordon, rhp - 1932-35
Rhodes, Tuffy, of - 1995
 Rhyme, Hal, ss - 1929-32
Rice, Jim, lf-dh - 1974-89
 Rich, Woody, rhp - 1939-41
Richardson, Jeff, inf - 1993
Richardson, Dustin, lhp - 2009-10
Richter, Al, ss - 1951, 1953
 Riggert, Joe, of - 1911
 Rigney, Topper, ss - 1926-27
Riles, Ernest, inf - 1993
Ripley, Allen, rhp - 1978-79
 Ripley, Walt, rhp - 1935
 Rising, Pop, of - 1905
Riske, David, rhp - 2006
Ritchie, Jay, rhp - 1964-65
Rivera, Luis, ss - 1989-93
Roberts, Dave, of - 2004
Robidoux, Billy Jo, 1b - 1990
 Robinson, Aaron, c - 1951
Robinson, Floyd, of - 1968
 Robinson, Jack, rhp - 1949
Rochford, Mike, lhp - 1988-90
 Rodgers, Bill, 2b - 1915
Rodriguez, Carlos, inf - 1994-95
Rodriguez, Frankie, rhp - 1995
Rodriguez, Steve, inf - 1995
Rodriguez, Tony, inf - 1996
 Rogell, Billy, inf - 1925, '27-28
 Rogers, Lee, lhp - 1938
Roggenbuck, Garry, lhp - 1966, '68-69
Rohr, Billy, lhp - 1967
 Rollings, Red, inf - 1927-28
Romero, Ed, inf - 1986-89
Romero, J.C., lhp - 2007
Romero, Mandy, c - 1998
Romero, Niuman, inf - 2010
Romine, Kevin, of - 1985-91
Romo, Vicente, rhp - 1969-70
 Rosar, Buddy, c - 1950-51
Rose, Brian, rhp - 1997-00
 Rosenthal, Si, of - 1925-26
 Ross, Buster, lhp - 1924-26
Ross, David, c - 2008
 Roth, Braggo, cf - 1919
 Rothrock, Jack, rhp - 1925-32
Rowland, Rich, c - 1994-95

Royer, Stan, inf - 1994

Rudi, Joe, of - 1981

Ruel, Muddy, c - 1921-22, '31

Ruffing, Red, rhp - 1924-30

Runnels, Pete, 2b-1b - 1958-62

Rupe, Ryan, rhp - 2003

Russell, Allan, rhp - 1919-22

Russell, Jack, rhp - 1926-32, '36

Russell, Jeff, rhp - 1993-94

Russell, Rip, 3b - 1946-47

Ruth, Babe, lhp-of - 1914-19

Ryan, Jack, rhp - 1909

Ryan, Jack, of - 1929

Ryan, Ken, rhp - 1992-95

Ryan, Mike, c - 1964-67

Ryba, Mike, rhp - 1941-46

Rye, Gene, of - 1931

S

Saberhagen, Bret, rhp - 1997-01

Sadler, Donnie, 2b-ss - 1998-00

Sadowski, Bob, rhp - 1966

Sadowski, Ed, c - 1960

Saltalamacchia, Jarrod, c - 2010-11

Sambito, Joe, lhp - 1986-87

Saito, Takashi, rhp - 2009

Sanchez, Angel, inf - 2010

Sanchez, Freddy, inf - 2002-03

Sanchez, Rey, inf - 2002

Sanders, Ken, rhp - 1966

Santana, Marino, rhp - 1999

Santiago, Jose, rhp - 1966-70

Santos, Angel, inf - 2001

Satriano, Tom, c - 1969-70

Sauerbeck, Scott, lhp - 2003

Sax, Dave, c - 1985-87

Sayles, Bill, rhp - 1939

Scarborough, Ray, rhp - 1951-52

Scarritt, Russ, lf - 1929-31

Schang, Wally, c-of - 1918-20

Schanz, Charley, rhp - 1950

Scherbarth, Bob, c - 1950

Schilling, Chuck, 2b - 1961-65

Schilling, Curt, rhp - 2004-07

Schiraldi, Calvin, rhp - 1986-87

Schlesinger, Rudy, of - 1965

Schlitzer, Biff, rhp - 1909

Schmees, George, lhp - 1952

Schmidt, Dave, c - 1981

Schmitz, Johnny, lhp - 1956

Schoeneweis, Scott, lhp - 2010

Schofield, Dick, inf - 1969-70

Schourek, Pete, lhp - 1998, '00-01

Schreckengost, Ossee, c - 1901

Schroll, Al, rhp - 1958-59

Schwall, Don, rhp - 1961-62

Scott, Everett, ss - 1914-21

Scott, George, 1b - 1966-71, '77-79

Scutaro, Marco, ss - 2010-11

Seanez, Rudy, rhp - 2003, '06

Seaver, Tom, rhp - 1986

Seeds, Bob, inf-of - 1933-34

Segui, Diego, rhp - 1974-75

Seibel, Phil, lhp - 2004

Selbach, Kip, of - 1904-06

Selby, Bill, inf - 1996

Sele, Aaron, rhp - 1993-97

Sellers, Jeff, rhp - 1985-88

Settemire, Merle, lhp - 1928

Shaner, Wally, of - 1926-27

Shanks, Howard, inf - 1923-24

Shannon, Red, 2b - 1919

Shaw, Al, c - 1907

Shea, John, lhp - 1928

Shea, Merv, c - 1933

Sheaffer, Danny, c - 1987

Shealy, Ryan, 1b - 2010

Shean, Dave, 2b - 1918-19

Sheets, Andy, inf - 2000

Sheldon, Rollie, rhp - 1966

Shepherd, Keith, rhp - 1995

Sheridan, Neill, of - 1948

Shields, Ben, lhp - 1930

Shiell, Jason, rhp - 2003

Shofner, Strick, 3b - 1947

Shoppach, Kelly, c - 2005

Shore, Ernie, rhp - 1914-17

Short, Bill, lhp - 1966

Shorten, Chick, of - 1915-17

Shouse, Brian, lhp - 1998

Shumpert, Terry, inf - 1995

Siebern, Norm, 1b-of - 1967-68

Siebert, Sonny, rhp - 1969-73

Simmons, Al, of - 1943

Simmons, Pat, rhp - 1928-29

Sisler, Dave, rhp - 1956-59

Sizemore, Ted, 2b - 1979-80

Skinner, Camp, of - 1923

Skok, Craig, lhp - 1973

Slattery, Jack, c - 1901

Slayton, Steve, rhp - 1928

Slocumb, Heathcliff, rhp - 1996-97

Small, Charley, of - 1930

Smith, Al, 3b-of - 1964

Smith, Bob, lhp - 1955

Smith, Bob Riverboat, lhp - 1958

Smith, Broadway Aleck, c - 1903

Smith, Charley, rhp - 1909-11

Smith, Chris, rhp - 2008

Smith, Dan, rhp - 2000

Smith, Doug, lhp - 1912

Smith, Eddie, lhp - 1947

Smith, Elmer, of - 1922

Smith, Frank, rhp - 1910-11

Smith, George, S., rhp - 1930

Smith, George, C., 2b - 1966

Smith, John, 1b - 1931

Smith, Lee, rhp - 1988-90

Smith, Paddy, c - 1920

Smith, Pete, rhp - 1962-63

Smith, Reggie, cf-rf - 1966-73

Smith, Zane, lhp - 1995

Smithson, Mike, rhp - 1988-89

Smoltz, John, rhp - 2009

Snell, Wally, c - 1913

Snopek, Chris, inf - 1998

Snow, J.T., 1b - 2006

Snyder, Earl, 3b - 2004

Snyder, Kyle, rhp - 2006-08

Solters, Moose, of - 1934-35

Sommers, Rudy, lhp - 1926-27

Sothoron, Allan, rhp - 1921

Spanswick, Bill, lhp - 1964

Sparks, Tully, rhp - 1902

Speaker, Tris, cf - 1907-15

Spears, Nate, inf - 2011

Spence, Stan, of - 1940-41, '48-49

Spencer, Tubby, c - 1909

Spognardi, Andy, inf - 1932

Sprague, Ed, inf - 2000

Spring, Jack, lhp - 1957

Sprowl, Bobby, lhp - 1978

Stahl, Chick, cf - 1901-06

Stahl, Jake, 1b-c - 1903, '08-10, '12-13

Stairs, Matt, of - 1995

Stallard, Tracy, rhp - 1960-62

Standaert, Jerry, 1b - 1929

Stange, Lee, rhp - 1966-70

Stanifer, Rob, rhp - 2000

Stanley, Bob, rhp - 1977-89

Stanley, Mike, c-1b - 1996-00

Stansbury, John, 3b - 1918

Stanton, Mike, lhp - 1995-96, '05

Stapleton, Dave, inf - 1980-86

Statz, Jigger, of - 1920

Steele, Elmer, rhp - 1907-09

Steiner, Ben, 2b - 1945-46

Steiner, Red, c - 1945

Stenhouse, Mike, of-1b - 1986

Stephens, Gene, of - 1952-53, '55-60

Stephens, Vern, ss-3b - 1948-52

Stephenson, Jerry, rhp - 1963, '65-68

Stern, Adam, of - 2005-06

Stewart, Sammy, rhp - 1986

Stigman, Dick, lhp - 1966

Stimson, Carl, rhp - 1923

Stobbs, Chuck, lhp - 1947-51

Stokes, Al, c - 1925-26

Stone, Dean, lhp - 1957

Stone, George, of - 1903

Stone, Jeff, of - 1989-90

Storie, Howie, c - 1931-32

Stringer, Lou, inf - 1948-50

Strunk, Amos, of - 1918-19

Stuart, Dick, 1b - 1963-64

Stumpf, George, of - 1931-33

Sturdivant, Tom, rhp - 1960

Stynes, Chris, inf-of - 2001

Suckechi, Jim, rhp - 1950

Sullivan, Denny, cf - 1907-08

Sullivan, Frank, rhp - 1953-60

Sullivan, Haywood, c - 1955, '57, '59-60

Sullivan, Marc, c - 1982, '84-87

Summer, Carl, of - 1928

Suppan, Jeff, rhp - 1995-97, '03

Susce, George, D, rhp - 1955-58

Sutton, Drew, inf - 2011

Swanson, Bill, inf - 1914

Sweeney, Bill, 1b - 1930-31

Swindell, Greg, lhp - 1998

Swormstedt, Len, rhp - 1906

T

Tabor, Jim, 3b - 1938-44

Taitt, Doug, of - 1928-29

Tanana, Frank, lhp - 1981

Tannehill, Jesse, lhp - 1904-08

Tarbert, Arlie, of - 1927-28

Tartabull, Jose, of - 1966-68

Tarver, La Schelle, of - 1986

Tasby, Willie, cf - 1960

Tate, Bennie, c - 1932

Tatum, Jim, 3b - 1996

Tatum, Ken, rhp - 1971-73

Tavares, Jesus, of - 1997

Tavarez, Julian, rhp - 2006-08

Taylor, Harry, rhp - 1950-52

Taylor, Scott, lhp - 1992-93

Tazawa, Junichi, rhp - 2009, '11

Tebbetts, Birdie, c - 1947-50

Terry, Yank, rhp - 1940, '42-45

Thielman, Jake, rhp - 1908

Thomas, Blaine, rhp - 1911

Thomas, Fred, 3b - 1918

Thomas, George, of - 1966-71

Thomas, Lee, 1b-rf - 1964-65

Thomas, Pinch, c - 1912-17

Thomas, Tommy, rhp - 1937

Thomson, Bobby, of - 1960

Thoney, Jack, of - 1908-09, '11
 Thormahlen, Hank, lhp - 1921
 Throneberry, Faye, of - 1952, '55-57
Thurston, Joe, inf - 2008
Tiant, Luis, rhp - 1971-78
 Tillman, Bob, c - 1962-67
Timlin, Mike, rhp - 2003-08
Tinsley, Lee, of - 1994-96
 Tobin, Jack, of - 1926-27
 Tobin, Jackie, 3b - 1945
 Todt, Phil, 1b - 1924-30
Tolar, Kevin, lhp - 2003
Tomberlin, Andy, of - 1994
 Tonneman, Tony, c - 1911
Torrez, Mike, rhp - 1978-82
Traber, Billy, lhp - 2009
Trautwein, John, rhp - 1988
 Trimble, Joe, rhp - 1955
Tricek, Ricky, rhp - 1994, '97
 Trout, Dizzy, rhp - 1952
 Truesdale, Frank, 2b - 1918
Trujillo, Mike, rhp - 1985-86
Tudor, John, lhp - 1979-83
 Turley, Bob, rhp - 1963

U

Umphlett, Tom, cf - 1953
 Unglaub, Bob, inf - 1904-05, '07-08
Urbina, Ugueth, rhp - 2001-02

V

Vache, Tex, of - 1925
Valdez, Carlos, rhp - 1998
Valdez, Julio, ss - 1980-83
Valdez, Sergio, rhp - 1994
Valentin, John, ss-3b - 1992-01
Valle, Dave, c - 1994
 Van Camp, Al, of-1b - 1931-32
 Vandenburg, Hy, rhp - 1935
Van Buren, Jermaine, rhp - 2006
 Van Dyke, Ben, lhp - 1912
VanEmgdom, Tim, rhp - 1994-95
Van Every, Jonathan, of - 2008-10
Varitek, Jason, c - 1997-11
Vaughn, Mo, 1b - 1991-98
Vazquez, Ramon, inf - 2005
 Veach, Bobby, rhp - 1924-25
Veale, Bob, lhp - 1972-74
Velazquez, Gil, inf - 2008
Veras, Dario, rhp - 1998
Veras, Wilton, 3b - 1999-00
 Vernon, Mickey, 1b - 1956-57
 Vick, Sammy, of - 1921
Viola, Frank, lhp - 1992-94
 Vitt, Oscar, inf - 1919-21
 Vollmer, Clyde, of - 1950-53
 Volz, Jake, rhp - 1901
 Vosmik, Joe, lf - 1938-39

W

Wade, Jake, lhp - 1939
 Wagner, Charlie, rhp - 1938-42, '46
Wagner, Billy, lhp - 2009
Wagner, Gary, rhp - 1969-70
 Wagner, Hal, c - 1944, '46-47
 Wagner, Heinie, ss-2b - 1906-13, '15-16, '18
Wakefield, Tim, rhp - 1995-11
 Walberg, Rube, lhp - 1934-37
Walker, Chico, of - 1980-81, '83-84
 Walker, Tillie, cf - 1916-17
Walker, Todd, 2b - 2003
 Wall, Murray, rhp - 1957-59
 Walsh, Jimmy, of - 1916-17

Walters, Bucky, rhp - 1933-34
 Walters, Fred, c - 1945
 Walters, Roxy, c - 1919-23
 Wambsganss, Bill, 2b - 1924-25
 Wanninger, Pee Wee, ss - 1927
 Warner, John, c - 1902
 Warstler, Rabbit, ss-2b - 1930-33
Wasdin, John, rhp - 1997-00
Waslewski, Gary, rhp - 1967-68
Watson, Bob, 1b - 1979
 Watwood, Johnny, of-1b - 1932-33
 Weaver, Monte, rhp - 1939
 Webb, Earl, rf - 1930-32
Webster, Lenny, c - 1999
Webster, Ray, 2b - 1960
Wedge, Eric, c - 1991-92, '94
 Weiland, Bob, lhp - 1932-34
Weiland, Kyle, rhp - 2011
 Welch, Frank, of - 1927
 Welch, Herb, ss - 1925
 Welch, Johnny, rhp - 1932-36
Wells, David, lhp - 2005-06
 Welzer, Tony, rhp - 1926-27
Wenz, Fred, rhp - 1968-69
 Werber, Bill, inf - 1933-36
 Werle, Bill, lhp - 1953-54
 Wertz, Vic, 1b - 1959-61
West, David, lhp - 1998
Wheeler, Dan, rhp - 2011
White, Matt, lhp - 2003
 White, Sammy, c - 1951-59
 Whiteman, George, of - 1907, '18
Whiten, Mark, rf - 1995
Whitt, Ernie, c - 1976
 Widmar, Al, rhp - 1947
 Wight, Bill, lhp - 1951-52
 Wilber, Del, c - 1952-54
 Wilhoit, Joe, of - 1919
Williams, Dana, lf - 1989
 Williams, Dave, lhp - 1902
 Williams, Denny, of - 1924-25, '28
 Williams, Dib, inf - 1935
 Williams, Dick, inf-of - 1963-64
 Williams, Ken, of - 1928-29
Williams, Randy, lhp - 2011
 Williams, Rip, 1b-c - 1911
Williams, Stan, rhp - 1972
 Williams, Ted, lf - 1939-42, '46-60
Williamson, Scott, rhp - 2003-04
Willoughby, Jim, rhp - 1975-77
Wills, Ted, lhp - 1959-62
 Wilson, Archie, of - 1952
Wilson, Duane, lhp - 1958
 Wilson, Earl, rhp - 1959-60, '62-66
 Wilson, Gary, 2b - 1902
 Wilson, Jack, rhp - 1935-41
 Wilson, Jim, rhp - 1945-46
 Wilson, John, rhp - 1927-28
 Wilson, Les, of - 1911
 Wilson, Squanto, 1b - 1914
 Wiltse, Hal, lhp - 1926-28
 Wingfield, Ted, rhp - 1924-27
 Winn, George, lhp - 1919
Winningham, Herm, of - 1992
 Winsett, Tom, rhp - 1930-31, '33
 Winter, George, rhp - 1901-08
 Winters, Clarence, rhp - 1924
Wise, Rick, rhp - 1974-77
 Wittig, Johnny, rhp - 1949
Wolcott, Bob, rhp - 1999
Wolfe, Larry, inf - 1979-80
 Wolter, Harry, lhp - 1909
 Wood, Smoky Joe, rhp - 1908-15

Wood, Joe, rhp - 1944
 Wood, Ken, of - 1952
Wood, Wilbur, lhp - 1961-64
Woodard, Steve, rhp - 2003
 Woods, John, rhp - 1924
 Woods, Pinky, rhp - 1943-45
Woodward, Chris, inf - 2009
Woodward, Rob, rhp - 1985-88
Wooten, Shawn, c-of - 2005
 Workman, Hoge, rhp - 1924
Worthington, Al, rhp - 1960
Wright, Jim, rhp - 1978-79
Wright, Tom, of - 1948-51
 Wyatt, John, rhp - 1966-68
 Wyckoff, John, rhp - 1916-18

X

None

Y

Yastrzemski, Carl, lf-1b - 1961-83
 Yerkes, Steve, 2b-ss - 1909, '11-14
 York, Rudy, 1b - 1946-47
Youkilis, Kevin, 1b-3b - 2004-11
 Young, Cy, rhp - 1901-08
Young, Matt, lhp - 1991-92
Young, Tim, lhp - 2000

Z

Zahniser, Paul, rhp - 1925-26
 Zarilla, Al, of - 1949-50, '52-53
 Zaichin, Norm, 1b - 1951, '55-57
 Zeiser, Matt, rhp - 1914
Zink, Charlie, rhp - 2008
 Zuber, Bill, rhp - 1946-47
Zupcic, Bob, of - 1991-94

All-Time Red Sox Managers (with positions as players)

*Baker, Del, c - 1960
 Barrow, Ed - 1918-20 (no pro exp.)
 Barry, Jack, ss-2b - 1917
 Boudreau, Lou, ss - 1952-54
 Carrigan, Bill, c - 1913-16, '27-29
 Chance, Frank, 1b - 1923
 Collins, Jimmy, 3b - 1901-06
 Collins, Shano, of - 1931-32
 Cronin, Joe, ss - 1935-47
 Donovan, Patsy, of - 1910-11
 Duffy, Hugh, of - 1921-22
 Fohl, Lee - 1924-26, C
Francona, Terry, inf-of - 2004-11
 Harris, Buckey, 2b - 1934
 Herman, Billy, 2b - 1964-66

Higgins, Mike, 3b - 1955-59, '60-62
Hobson, Butch, 3b - 1992-94
 Houk, Ralph, c - 1981-84
 Huff, George, c - 1907
 Johnson, Darrell, c - 1974-76
 Jurgens, Billy, inf - 1959-60
Kasko, Eddie, ss - 1970-73
Kennedy, Kevin, c - 1995-96
Kerrigan, Joe, rhp - 2001
 Lake, Fred, c - 1908-09
Little, Grady, c - 2002-03
 McCarthy, Joe, inf-of - 1948-50
 McGuire, Deacon, c - 1907-08
 McManus, Marty, inf - 1932-33
McNamara, John, c - 1985-88

Morgan, Joe, inf - 1988-91
 O'Neill, Steve, c - 1950-51
Pesky, Johnny, ss-3b - 1963-64, *80
 *Popowski, Eddie, inf - 1969, '73
 *Runnels, Pete, 2b-1b - 1966
 Stahl, Chick, cf - 1906
 Stahl, Jake, 1b-c - 1912-13
 Unglaub, Bob, inf - 1907
 Wagner, Heinie, ss-2b - 1930
 Williams, Dick, inf-of - 1967-69
Williams, Jimmy, inf - 1997-01
 *York, Rudy, 1b - 1959
 *Young, Cy, rhp - 1907
Zimmer, Don, inf - 1976-80
 *Interim Manager

All-Time Red Sox Coaches (1921-2011) and Head Trainers (1940-2010)

Alicea, Luis - 2007-08
 Allenson, Gary - 1992-94
 Bailey, Buddy - 2000
 Baker, Del - 1945-48, '53-60
Berardino, Dick - 1989-91
 Berg, Moe - 1939-41
Bogar, Tim - 2009-11
 Brown, Mace - 1965
Bryant, Don - 1974-76
Bumbry, Al - 1988-93
 Burke, Jimmy - 1921-23
Burleson, Rick - 1992-93
 Burns, Jack - 1955-59
 Burwell, Bill - 1944
Camilli, Doug - 1970-73
 Carey, Tom - 1946-47
Carlucci, Dave - 1996
Cloninger, Tony - 2002-03
 Coleman, Bob - 1928
 Combs, Earl - 1948-52
Cubbage, Mike - 2002-03
Cumberland, John - 1995, '99-01
 Cuyler, Kiki - 1949
 Daly, Tom - 1933-46
Doerr, Bobby - 1967-69
 Dorish, Harry - 1963
Down, Rick - 2001
 Duffy, Hugh - 1931, '39
Easler, Mike - 1993-94
Ellis, Sammy - 1996
Evans, Dwight - 2002
 Falk, Bibb - 1934
Farrell, John - 2007-10
Ferriss, Dave - 1955-59
Fischer, Bill - 1985-91
Gale, Rich - 1992-93
Gardner, Billy - 1965-66
***Gregson, Goose - 2003**
 Haddix, Harvey - 1971
Hale, DeMarlo - 2006-11
Harper, Tommy - 1980-84, '00-02
Haselman, Bill - 2005-06
Hebner, Richie - 1989-91
 Herman, Billy - 1960-64
Hriniak, Walt - 1977-88
 Hulswitt, Rudy - 1931-33
Jackson, Al - 1977-79
Jackson, Ron - 2003-06
Jaus, Dave - 1977-99, '01
 Johnson, Darrell - 1968-69
Johnson, Ron - 2010-11

Johnson, Tim - 1995-96
 Jones, Lynn - 2004-05
Kerrigan, Joe - 1997-01
Kim, Wendell - 1997-00
Kipper, Bob - 2002
Lachemann, Rene - 1985-86
 Lakeman, Al - 1963-64, '67-69
Lamont, Gene - 2001
 Leiffield, Lefty - 1924-26
Lenhardt, Don - 1970-73
Little, Grady - 1997-99
Magadan, Dave - 2007-11
 Maglie, Sal - 1960-62, '66-67
 Malmberg, Harry - 1963-64
 Mayo, Eddie - 1951
 McCallister, Jack - 1930
 McKechnie, Bill - 1952-53
McLaren, John - 1991
McNertney, Jerry - 1988
 Melillo, Oscar - 1952-53
 Miller, Bing - 1937
Mills, Brad - 2004-09
 Mills, Buster - 1954
Morgan, Joe - 1985-88
Narron, Jerry - 2003
Nipper, Al - 1995-96, '06
Norman, Nelson - 2001
Okrie, Len - 1961-62, '65-66
Oliver, Dave - 1995-96
 O'Neill, Steve - 1950
 Onslow, Jack - 1934
 Owen, Mickey - 1955-56
 Pennoch, Herb - 1936-39
Pesky, Johnny - 1975-84
 Podres, Johnny - 1980
Pole, Dick - 1998
 Popowski, Eddie - 1967-74, '76
Rice, Jim - 1995-00
Roarke, Mike - 1994
Rojas, Euclides - 2003-04
 Runnels, Pete - 1965-66
 Ryan, John - 1923-27
 Schacht, Al - 1935-36
 Schreiber, Paul - 1947-58
 Schulte, John - 1949-50
 Shellenback, Frank - 1940-44
Slider, Rac - 1987-90
Stange, Lee - 1972-74, '81-84
Stanley, Mike - 2002
Starrette, Herm - 1995-97
 Susce, George, C.M. - 1950-54

Sveum, Dale - 2004-05
Thomas, George - 1970
Torchia, Tony - 1985
Treuel, Ralph - 2001, '06
Tuck, Gary - 2007-11
Turley, Bob - 1964
 Wagner, Charlie - 1970
****Wallace, Dave - 2003-06**
Wathan, John - 1994
 Wagner, Heinie - 1927-29
White, Frank - 1994-96
Williams, Dallas - 2003
Williams, Stan - 1975-76
 Woodall, Larry - 1942-48
 York, Rudy - 1959-62
Yost, Eddie - 1977-84
Curt Young - 2011
Zimmer, Don - 1974-76, '92
 *interim **interim in 2003

HEAD TRAINERS

Fadden, Jack - 1950-65
 Froelich, Ed - 1948-50
 **Green, Win - 1940-47
Jameyson, Rick - 2012
 LeRoux, Buddy - 1966-74
Lessard, Paul - 2006-09
Moss, Charlie - 1975-94
Reinold, Mike - 2010-11
Rowe, Jim - 1995-05
*****Zawacki, Rich - 1981-00**

**Green was assistant trainer from the mid-1950s through the 1960s.
 ***Zawacki was the physical therapist with the Red Sox from 1981 and began traveling with the team full-time in 1990.

RELATIVES WHO PLAYED FOR THE RED SOX

BROTHERS

Barrett, Marty
Barrett, Tommy

POS.

2B
2B

YEARS

1982-90
1992

FATHERS/SONS

Camilli, Dolf
Camilli, Doug

POS.

1B
Coach

YEARS

1945
1970-73

Carlyle, Roy
Carlyle, Cleo

OF
OF

1925-26
1927

Connolly, Sr., Ed
Connolly, Jr., Ed

C
LHP

1929-32
1964

Conigliaro, Tony
Conigliaro, Billy

OF, DH
OF

1964-67, 69-70, 75
1969-71

Ellsworth, Dick
Ellsworth, Steve

LHP
RHP

1968-69
1988

Ferrell, Rick
Ferrell, Wes

C
RHP

1933-37
1934-37

Ripley, Walt
Ripley, Allen

RHP
RHP

1935
1978-79

Gaston, Alex
Gaston, Milt

C
RHP

1926, 1929
1929-31

Sullivan, Haywood
Sullivan, Marc

C
C

1955, '57, 1959-60
1982, '84-'87

Heving, Johnnie
Heving, Joe

C
RHP

1924-25, 1928-30
1938-40

Wood, Smoky Joe
Wood, Joe

RHP
RHP

1908-15
1944

Hughes, Long Tom
Hughes, Ed

RHP
RHP

1902-03
1905-06

GRANDFATHER/SON
Collins, John "Shano"
Gallagher, Bob

POS.
OF
PH-PR

YEARS
1921-25
1972

Johnson, Roy
Johnson, Bob

OF
OF

1932-35
1944-45

UNCLE/NEPHEW
Dom Dallessandro
Dick Gernert

POS.
OF
1B-OF

YEARS
1937
1952-59

Martinez, Pedro
Martinez, Ramon

RHP
RHP

1998-04
1999-00

Ramon Aviles
Mike Aviles

INF
INF

1977
2011

Sadowski, Ed
Sadowski, Bob

C
RHP

1960
1966



Brothers Tony (left) and Billy (right) Conigliaro were Red Sox teammates from 1969-70.

AWARD WINNERS

AL MOST VALUABLE PLAYER (Presented by BBWAA)

YEAR	PLAYER	AVG	HR	RBI
1912	Tris Speaker, CF**	.383	†10	98
1938	Jimmie Foxx, 1B	*.349	50	*175
1946	Ted Williams, LF	.342	38	123
1949	Ted Williams, LF	.343	*43	†159
1958	Jackie Jensen, RF	.286	35	*122
1967	Carl Yastrzemski, LF	*.326	†44	*121
1975	Fred Lynn, CF	.331	21	105
1978	Jim Rice, LF/DH	.315	*46	*139
1995	Mo Vaughn, 1B	.300	39	†126
2008	Dustin Pedroia, 2B	.326	17	83
YEAR	PITCHER	W-L	ERA	SO
1986	Roger Clemens, RHP	*24-4	2.48	238

*led league †tied for league lead

**From 1910-14, this award was officially called the Chalmers Award.

AL CY YOUNG AWARD (Presented by BBWAA)

YEAR	PITCHER	W	L	ERA	IP	SO
1967	Jim Lonborg	*22	9	3.16	273.1	*246
1986	Roger Clemens	*24	4	*2.48	254.0	238
1987	Roger Clemens	†20	9	2.97	281.2	256
1991	Roger Clemens	18	10	*2.62	*271.1	*241
1999	Pedro Martinez	*23	4	*2.07	213.1	*313
2000	Pedro Martinez	18	6	*1.74	217.0	*284

* led league †tied for league lead

NOTE: In 2000, Martinez was a unanimous choice, the 5th in the AL since the award was split between leagues in 1967. He joined Sandy Koufax (1965-66) and Greg Maddux (1994-95) as the only 3 unanimous consecutive season selections.

AL ROOKIE OF THE YEAR (Presented by BBWAA)

YEAR	PLAYER	AVG.	HR	RBI
1950	Walt Dropo, 1B	.322	34	†144
1972	Carlton Fisk, C*	.293	22	61
1975	Fred Lynn, CF	.331	21	105
1997	Nomar Garciaparra, SS*	.306	30	98
2007	Dustin Pedroia, 2B	.317	8	50
YEAR	PITCHER	W-L	ERA	SO
1961	Don Schwall, RHP	15-7	3.22	91

*Unanimous † tied for league lead

RAWLINGS GOLD GLOVE AWARD (Presented since 1957)

Nineteen different Red Sox have won a total of 37 Gold Glove Awards since the award began in 1957. Dwight Evans (8) is the all-time club leader while Carl Yastrzemski is 2nd with 7.

YEAR	PLAYER	POS	YEAR	PLAYER	POS	YEAR	PLAYER	POS
1957	Frank Malzone	*3B	1971	Carl Yastrzemski	OF	1982	Dwight Evans	OF
1958	Frank Malzone	3B		George Scott	1B	1983	Dwight Evans	OF
	Jimmy Piersall	CF	1972	Carlton Fisk	C	1984	Dwight Evans	OF
1959	Frank Malzone	3B		Doug Griffin	2B	1985	Dwight Evans	OF
	Jackie Jensen	RF	1975	Fred Lynn	OF	1990	Mike Boddicker	P
1963	Carl Yastrzemski	OF	1976	Dwight Evans	OF		Ellis Burks	OF
1965	Carl Yastrzemski	OF	1977	Carl Yastrzemski	OF	1991	Tony Peña	C
1967	George Scott	1B	1978	Dwight Evans	OF	2005	Jason Varitek	C
	Carl Yastrzemski	OF		Fred Lynn	OF	2007	Kevin Youkilis	1B
1968	George Scott	1B	1979	Rick Burleson	SS	2008	Dustin Pedroia	2B
	Carl Yastrzemski	OF		Dwight Evans	OF	2011	Adrian Gonzalez	1B
	Reggie Smith	OF		Fred Lynn	OF		Dustin Pedroia	2B
1969	Carl Yastrzemski	OF	1980	Fred Lynn	OF		Jacoby Ellsbury	CF
			1981	Dwight Evans	OF			

* One ML team selected

AWARD WINNERS, CONTINUED

LOUISVILLE SLUGGER SILVER SLUGGER AWARD (Presented since 1980)

YEAR	PLAYER	POS	YEAR	PLAYER	POS	YEAR	PLAYER	POS
1981	Carney Lansford	3B	1989	Wade Boggs	3B	2005	David Ortiz	DH
	Dwight Evans	OF	1990	Ellis Burks	OF		Manny Ramirez	OF
1983	Wade Boggs	3B	1991	Wade Boggs	3B		Jason Varitek	C
	Jim Rice	OF	1995	John Valentin	SS	2006	David Ortiz	DH
1984	Tony Armas	OF		Mo Vaughn	1B		Manny Ramirez	OF
	Jim Rice	OF	1997	Nomar Garciaparra	SS	2007	David Ortiz	DH
1986	Wade Boggs	3B	2001	Manny Ramirez	OF	2008	Dustin Pedroia	2B
	Don Baylor	DH	2002	Manny Ramirez	OF	2009	Jason Bay	OF
1987	Wade Boggs	3B	2003	Bill Mueller	3B	2010	Adrian Belte	3B
	Dwight Evans	OF		Manny Ramirez	OF	2011	Adrian Gonzalez	1B
1988	Wade Boggs	3B	2004	David Ortiz	DH		Jacoby Ellsbury	CF
	Mike Greenwell	OF		Manny Ramirez	OF		David Ortiz	DH

BOSOX CLUB MAN OF THE YEAR

Selected for contributions to the success of the Red Sox and for cooperation in community endeavors, the BoSox Club of Boston Man of the Year Award is presented at the annual BoSox Awards Luncheon near the end of the season.

YEAR	PLAYER	POS	YEAR	PLAYER	POS	YEAR	PLAYER	POS
1967	Rico Petrocelli	SS	1982	Bob Stanley	RHP	1997	Wendell Kim	3B Coach
1968	Mike Andrews	2B	1983	Carl Yastrzemski	DH	1998	Tim Wakefield	RHP
1969	Lee Stange	RHP	1984	Mike Easler	DH	1999	Trot Nixon	RF
1970	Gerry Moses	C	1985	Wade Boggs	3B	2000	John Harrington	EXEC
1971	John Kennedy	INF	1986	Marty Barrett	2B	2001	Ben Mondor	EXEC
1972	Bob Montgomery	C	1987	Bruce Hurst	LHP	2002	Carlos Baerga	INF
1973	Tommy Harper	LF	1988	Bill Fischer ...Pitch. Coach		2003	Ron Jackson	Hit. Coach
1974	Rick Miller	CF	1989	Dennis Lamp	RHP	2004	Jason Varitek	C
1975	Denny Doyle	2B	1990	Tony Peña	C	2005	Mike Timlin	RHP
1976	Reggie Cleveland	RHP	1991	Tony Fossas	LHP	2006	Gabe Kapler	OF
1977	Butch Hobson	3B	1992	Roger Clemens	RHP	2007	Kevin Youkilis	1B
1978	Bill Campbell	RHP	1993	Mo Vaughn	1B	2008	Manny Delcarmen ...	RHP
1979	Tom Burgmeier	LHP	1994	Ken Ryan	RHP	2009	Mike Lowell	3B
1980	Steve Renko	RHP	1995	Tim Lincecum	3B	2010	Clay Buchholz	RHP
1981	Jerry Remy	2B	1996	Heathcliff Slocumb	RHP	2011	Jed Lowrie	INF

AMERICAN LEAGUE PLAYER/PITCHER OF THE MONTH AWARDS

YEAR	PLAYER	MONTH	YEAR	PLAYER	MONTH
1975	Fred Lynn, CF	June	1993	Danny Darwin, RHP	May
1976	Luis Tiant, RHP	August	1995	Tim Wakefield, RHP	July
1977	Jim Rice, DH	July		Erik Hanson, RHP	August
1978	Jim Rice, LF	May	1996	Mo Vaughn, 1B	May
	Jim Rice, LF	August	1999	Pedro Martinez, RHP	April
1979	Fred Lynn, CF	August		Pedro Martinez, RHP	May
1980	Chuck Rainey, RHP	May		Nomar Garciaparra, SS	May
	Bob Stanley, RHP	August		Pedro Martinez, RHP	June
	Jim Rice, LF (tie, E. Murray, BAL)...	September		Pedro Martinez, RHP	September
1981	Dwight Evans, RF	May	2000	Pedro Martinez, RHP	April
	Mark Clear, RHP	May	2001	Pedro Martinez, RHP	May
1984	Tony Armas, CF	June		Manny Ramirez, LF	April
	Roger Clemens, RHP	August	2002	Derek Lowe, RHP	April
1986	Roger Clemens, RHP	April		Pedro Martinez, RHP	July
	Wade Boggs, 3B	May		Manny Ramirez, LF	September
	Roger Clemens, RHP	June	2005	David Ortiz, DH	September
	Bruce Hurst, LHP	September	2006	David Ortiz, DH	July
1987	Wade Boggs, 3B	June	2007	David Ortiz, DH	September
	Dwight Evans, 1B	August	2008	J.D. Drew, RF	June
1988	Mike Greenwell, LF	June		Jon Lester, LHP	July
	Roger Clemens, RHP	July		Jon Lester, LHP	September
	Bruce Hurst, LHP	August	2010	David Ortiz, DH	May
1989	Nick Esasky, 1B (tie, G. Bell, TOR) ..	August		Jon Lester, LHP	May
1990	Roger Clemens, RHP	August		Clay Buchholz, RHP	August
1991	Roger Clemens, RHP	April	2011	Adrian Gonzalez, 1B	June
	Roger Clemens, RHP	September		Dustin Pedroia, 2B	July
1992	Roger Clemens, RHP	May			
	Roger Clemens, RHP	August			

THOMAS A. YAWKEY RED SOX MOST VALUABLE PLAYER AWARD

Each year the Boston chapter of the Baseball Writers' Association of America presents the Thomas A. Yawkey Award to the Red Sox Most Valuable Player...From 1937 through 1952 the award went to either a Red Sox or a member of the Boston Braves...The Braves moved to Milwaukee prior to the 1953 season and the award became strictly a Red Sox MVP selection...After Mr. Yawkey's death in 1976, the Boston Writers renamed the award in his honor...Multiple winners include Carl Yastrzemski (6), Roger Clemens (4), Dwight Evans (4), Mo Vaughn (4), Ted Williams (4), Pedro Martinez (3), David Ortiz (3), Rick Burleson (2), Carlton Fisk (2), Nomar Garciaparra (2), Jackie Jensen (2), Ellis Kinder (2), Frank Malzone (2), Jim Rice (2).

YEAR	PLAYER	YEAR	PLAYER	YEAR	PLAYER
1937	Jim Turner, * RHP	1963	Carl Yastrzemski, LF	1988	Mike Greenwell, LF
1938	Jimmie Foxx, RHP	1964	Dick Radatz, RHP	1989	Nick Esasky, 1B
1939	Joe Cronin, SS	1965	Carl Yastrzemski, LF	1990	Roger Clemens, RHP
1940	Johnny Cooney, * OF	1966	Tony Conigliaro, RF	1991	Roger Clemens, RHP
1941	Ted Williams, LF	1967	Carl Yastrzemski, LF	1992	Roger Clemens, RHP
1942	(No Dinner	1968	Ken Harrelson, 1B-RF	1993	Mo Vaughn, 1B
1943	held during	1969	Rico Petrocelli, SS-3B	1994	Mo Vaughn, 1B
1944	World War II)	1970	Carl Yastrzemski, 1B-LF	1995	Mo Vaughn, 1B
1945	Tommy Holmes, * RF	1971	Reggie Smith, CF-RF	1996	Mo Vaughn, 1B
1946	Ted Williams, LF	1972	Carlton Fisk, C	1997	Nomar Garciaparra, SS
1947	Bob Elliott, * 3B	1973	Tommy Harper, OF	1998	Nomar Garciaparra, SS
1948	Johnny Sain, * RHP	1974	Carl Yastrzemski, 1B-LF	1999	Pedro Martinez, RHP
1949	Ted Williams, LF	1975	Fred Lynn, CF	2000	Pedro Martinez, RHP
1950	Billy Goodman, INF	1976	Carl Yastrzemski, 1B-LF	2001	Trot Nixon, RF
1951	Ellis Kinder, RHP	1977	Carlton Fisk, C	2002	Derek Lowe, RHP
1952	Walker Cooper, * C	1978	Jim Rice, LF		Pedro Martinez, RHP
1953	Ellis Kinder, RHP	1979	Rick Burleson, SS	2003	Jason Varitek, C
1954	Jackie Jensen, RF	1980	Rick Burleson, SS	2004	David Ortiz, DH-1B
1955	Ted Williams, LF	1981	Dwight Evans, RF	2005	David Ortiz, DH-1B
1956	Jim Piersall, CF	1982	Dwight Evans, RF	2006	David Ortiz, DH-1B
1957	Frank Malzone, 3B	1983	Jim Rice, LF	2007	Mike Lowell, 3B
1958	Jackie Jensen, RF	1984	Dwight Evans, RF	2008	Dustin Pedroia, 2B
1959	Frank Malzone, 3B		Tony Armas, CF	2009	Kevin Youkilis, 1B-3B
1960	Vic Wertz, 1B	1985	Wade Boggs, 3B	2010	Adrian Beltre, 3B
1961	Chuck Schilling, 2B	1986	Roger Clemens, RHP	2011	Jacoby Ellsbury, CF
1962	Eddie Bressoud, SS	1987	Dwight Evans, RF		

The Boston Writers Chapter also presents other awards annually, if applicable. Since 1990:

YEAR	RED SOX PITCHER	RED SOX ROOKIE	JENSEN SPIRIT	GOOD GUY
1990	Roger Clemens	Dana Kiecker	Tony Pena	Ken Coleman
1991	Roger Clemens	Phil Plantier	Jeff Gray	Tim Horgan
1992	Roger Clemens	Bob Zupcic	Steve Palermo	Ernie Harwell
1993	Danny Darwin	Aaron Sele	Andre Dawson	John Donovan, Jr.
1994	Roger Clemens	Carlos Rodriguez	No Selection	Joe Gildea
1995	Tim Wakefield	Troy O'Leary	No Selection	Frank MacKay
1996	Roger Clemens	No Selection	Bill Haselman	Bill Wanless
1997	Tom Gordon	Nomar Garciaparra	Jeff Frye	Mary Jane Ryan
1998	Pedro Martinez	Jason Varitek	Bret Saberhagen	Jim Corsi
1999	Pedro Martinez	T. Nixon & B. Daubach	Jason Varitek	Mike Port
2000	Pedro Martinez	No Selection	Pete Schourek	Rich Garces
2001	Hideo Nomo	Shea Hillenbrand	Brian Daubach	Jon Miller
2002	Pedro Martinez	Casey Fossum	Tim Wakefield	Johnny Damon
2003	Derek Lowe	No Selection	Kevin Millar	Joe Cochran
2004	Curt Schilling	Kevin Youkilis	Johnny Damon	Joe Castiglione
2005	Tim Wakefield	No Selection	Johnny Damon	J.P. Villaman
2006	Jonathan Papelbon	Jonathan Papelbon	Mike Lowell	Ron Jackson
2007	Josh Beckett	Dustin Pedroia	Kevin Youkilis	Mike Lowell
2008	Jon Lester	Jacoby Ellsbury	Kevin Youkilis	Sean Casey
2009	Jon Lester	Daniel Bard	Nick Green	John Farrell
2010	J. Lester & C Buchholz	Ryan Kalish	Darnell McDonald	Bill Hall
2011	Alfredo Aceves	Josh Reddick	Dustin Pedroia	Jarrod Saltalamacchia

TONY CONIGLIARO AWARD

In 1990 the Red Sox instituted a national award to honor the memory of their former star outfielder Tony Conigliaro. The award is presented to a Major Leaguer who has overcome adversity through the attributes of spirit, determination and courage that were trademarks of Tony C. A special panel composed of the media, members of the MLB office, Tony's brothers Billy and Richie, and a fan make the selection. The presentation takes place at the Boston BBWA dinner in January.

The 2011 recipient was Chicago Cubs OF **Tony Campana**. When Campana was a child, he was diagnosed with Hodgkin's Lymphoma -- a cancer of the lymph tissue found in the lymph nodes, spleen, liver and bone marrow. At age 7, Tony had a tumor removed and months of chemotherapy followed. After 10 years of treatment, he was declared cancer-free. Campana was not on the 2011 40-man roster and was not invited to Big League Spring Training. Tony began the season with AA Tennessee, was soon promoted to AAA Iowa and came to the Majors on May 17 in Cincinnati. He appeared off the bench that night as a pinch-runner and scored, and later got his first Major League hit -- a double to RF. He hit .259 in 95 games and stole 24 bases in 26 tries. The 1st winner was Royals OF **Jim Eisenreich**, who overcame a neurological movement disorder, Tourette Syndrome, to become a productive performer after being out of baseball for 2 1/2 years. **Bret Saberhagen**, as a Red Sox, won the honor in 1998. After reconstructive surgery in May 1996 months of intensive rehab proved futile. He missed the 1996 season and was signed in Nov. '96 by the Red Sox. He made his 1st start in 2 years on Aug. 22, 1997. In 1998 he was 15-8, 3.96 in 31 starts. Red Sox LHP **Jon Lester** was the 2007 award recipient. After undergoing treatment for anaplastic large cell lymphoma, which was diagnosed in August, 2006, and being declared cancer-free that December, Lester returned to the Major Leagues on July 23, 2007. He went 4-0 in 12 apps/11 starts the rest of the season. He made 2 relief appearances in the 2007 ALCS including 3.0 scoreless IP in a Game 4 loss. Jon started and won the decisive WS Game 4 (5.2 scoreless IP) at Colorado as the Red Sox won their 2nd WS title in 4 seasons.

Conigliaro died 2/24/1990 after an 8-year struggle to return from a massive heart attack that left him severely handicapped. Tony signed with the Red Sox in 1963 after graduation from St. Mary's High School in Lynn, MA. In his only Minor League season he hit .363 with 24 HR and 74 RBI in 83 games for Wellsville, earning New York-Penn League MVP Rookie of the Year honors. He broke in with the Red Sox in 1964, hit a HR in his 1st at-bat at Fenway Park, and finished with a .290 average and 24 HR to earn an All-Rookie selection. Tony became the youngest player to lead a ML in HR when he hit 32 in 1965 and the youngest AL player to reach 100 career HR. Mel Ott was the youngest in history at 22 years, 4 months and 10 days. Tony was 2nd-youngest (22 years, 6 months and 16 days). His career was tragically shortened when he was hit in the face by a pitch at Fenway Park 8/18/1967. He made a dramatic comeback in 1969, hit 56 HR with 198 RBI in 2 years, but he was never the same player. Conigliaro spent 1971 with the Angels and was out of baseball until he tried another comeback with the Red Sox in 1975. After an excellent Spring Training he made the regular season roster and got the team's 1st hit of that season and later the club's 1st HR. He was outrighted to Triple-A Pawtucket in mid-June and retired shortly thereafter.

YEAR	PLAYER	TEAM	YEAR	PLAYER	TEAM	YEAR	PLAYER	TEAM
1990	Jim Eisenreich.....	KC	1998	Bret Saberhagen.....	BOS	2004	Dewon Brazelton.....	TB
1991	Dickie Thon.....	PHI	1999	Mike Lowell.....	FLA	2005	Aaron Cook.....	COL
1992	Jim Abbott.....	CAL	2000	Kent Mercker.....	ANA	2006	Freddy Sanchez.....	PIT
1993	Bo Jackson.....	CWS		Tony Saunders.....	FLA	2007	Jon Lester.....	BOS
1994	Mark Leiter.....	CAL	2001	Jason Johnson.....	BAL	2008	Rocco Baldelli.....	TB
1995	Scott Radinsky.....	CWS		Graeme Lloyd.....	MON	2009	Chris Carpenter.....	STL
1996	Curtis Pride.....	DET	2002	Jose Rijo.....	CIN	2010	Joaquin Benoit.....	TB
1997	Eric Davis.....	BAL	2003	Jim Mecer.....	OAK	2011	Tony Campana.....	CHC

THE HUTCH AWARD

The Hutch Award has been given annually to the Major League player who best exemplifies the character, fighting spirit and competitive desire of the late pitcher (Detroit 1939-53) and manager (Tigers, Cardinals, Reds), Fred Hutchinson. The award, which sits in the Baseball Hall of Fame in Cooperstown, NY, was instituted in 1965 and is sponsored by the Fred Hutchinson Cancer Research Center in Seattle, WA. Five Red Sox players have received the award: Carl Yastrzemski in 1967, Tony Conigliaro in 1970, Andre Dawson in 1994, Mark Loretta in 2006 and Jon Lester in 2008. Mickey Mantle was the first recipient in 1965.

RED SOX IN THE ALL-STAR GAME

Luis Alicea, coach (1).....	2008
Mike Andrews, second base (1).....	1969
Luis Aparicio, shortstop (2).....	1971, 72
Tony Armas, outfield (1).....	1984
Del Baker, coach (1).....	1947
Jason Bay, outfielder (1).....	2009
Josh Beckett, pitcher (3).....	2007, 2009, 2011
Gary Bell, pitcher (1).....	1968
Adrian Beltre, third base (1).....	2010
Wade Boggs, third base (8).....	1985, 86, 87, 88, 89, 90, 91, 92
Lou Boudreau, coach (1).....	1953
Eddie Bressoud, shortstop (1).....	1964
Tom Brewer, pitcher (1).....	1956
Don Bryant, coach (1).....	1976
Clay Buchholz, pitcher (1).....	2010
Tom Burgmeier, pitcher (1).....	1980
Ellis Burks, outfielder (1).....	1990
Rick Burleson, shortstop (3).....	1977, 78, 79
Bill Campbell, pitcher (1).....	1977
Mark Clear, pitcher (1).....	1982
Roger Clemens, pitcher (5).....	1986, 88, 90, 91, 92
Matt Clement, pitcher (1).....	2005
Eddie Collins, coach (1).....	1933
Tony Conigliaro, outfielder (1).....	1967
Scott Cooper, third base (2).....	1993, 94
Roger Cramer, outfielder (4).....	1937, 38, 39, 40
Joe Cronin, manager, coach, shortstop (10).....	1935, 36, 37, 38, 39, 40*, 41, 44, 47*, 83+
Ray Culp, pitcher (1).....	1969
Tom Daley, coach (1).....	1940
Johnny Damon, outfielder (2).....	2002, 2005
Dom DiMaggio, outfielder (7).....	1941, 42, 46, 49, 50, 51, 52
Joe Dobson, pitcher (1).....	1948
Bobby Doerr, second base (10).....	1941, 42, 43, 44, 46, 47, 48, 50, 51, 88+
J.D. Drew, outfielder (1).....	2008
Walter Dropo, first base (1).....	1950
Dennis Eckersley, pitcher (1).....	1982
Jacoby Ellsbury, outfielder (1).....	2011
Dwight Evans, outfielder (3).....	1978, 81, 87
Carl Everett, outfielder (1).....	2000
John Farrell, coach (1).....	2008
Rick Ferrell, catcher (4).....	1933, 34, 35, 36
Dave Ferriss, pitcher (1).....	1946
Lou Finney, outfielder (1).....	1940
Bill Fischer, coach (1).....	1987
Carlton Fisk, catcher (8).....	1972, 73, 74, 76, 77, 78, 80, 99+
Mike Fornieles, pitcher (1).....	1961 (1st G)
Pete Fox, outfielder (1).....	1944
Jimmie Foxx, third base, first base (6).....	1936, 37, 38, 39, 40, 41
Terry Francona, manager (2).....	2005*, 2008*
Nomar Garciaparra, shortstop (5).....	1997, 99, 00, 02, 03
Rich Gedman, catcher (2).....	1985, 86
Adrian Gonzalez, first base (1).....	2011
Billy Goodman, first base, second base (2).....	1949, 53
Tom Gordon, pitcher (1).....	1998
Mike Greenwell, outfielder (2).....	1988, 89
Lefty Grove, pitcher (5).....	1935, 36, 37, 38, 39
DeMarlo Hale, coach (1).....	2008
Erik Hanson, pitcher (1).....	1995
Ken Harrelson, outfielder (1).....	1968
Mickey Harris, pitcher (1).....	1946
Bill Haselman, coach (1).....	2005
Mike Higgins, coach (1).....	1961 (2nd G)

Bold Red indicates selected to start game *Manager, AL Team †Honorary AL Captain Teams chosen by vote of fans 1947 thru 1957 and 1970 on; two games were played 1959-62

RED SOX IN THE ALL-STAR GAME, CONTINUED

Shea Hillenbrand, third base (1)	2002
Tex Hughson, pitcher (3)	1942, 43, 44
Bruce Hurst, pitcher (1)	1987
Ron Jackson, coach (1)	2005
Jackie Jensen, outfielder (2)	1955, 58
Bob Johnson, outfielder (1)	1944
Darrell Johnson, manager (1)	1976*
Lynn Jones, coach (1)	2005
Oscar Judd, pitcher (1)	1943
George Kell, third base (2)	1952, 53
Bill Lee, pitcher (1)	1973
Jon Lester, pitcher (2)	2010, 2011
Jim Lonborg, pitcher (1)	1967
Mark Loretta, second base (1)	2006
Derek Lowe, pitcher (2)	2000, 2002
Mike Lowell, third base (1)	2007
Fred Lynn, outfielder (6)	1975, 76, 77, 78, 79, 80
Dave Magadan, coach (1)	2008
Frank Malzone, third base (8)	1957, 58, 59, 59, 60, 60, 63, 64
Felix Mantilla, second base (1)	1965
Pedro Martinez, pitcher (4)	1998, 99 , 2000, 2002
Victor Martinez, catcher (1)	2010
John McNamara, manager, coach (2)	1986, 87*
Brad Mills, coach (2)	2005, 2008
Bill Monbouquette, pitcher (4)	1960 , 60, 62 (1st G), 63
Joe Morgan, coach (1)	1989
Jerry Moses, catcher (1)	1970
Jose Offerman, second base (1)	1999
Hideki Okajima, pitcher (1)	2007
David Ortiz, designated hitter, first base (7)	2004, 2005, 2006, 2007 , 2008, 2010, 2011
Jonathan Papelbon, pitcher (4)	2006, 2007, 2008, 2009
Mel Parnell, pitcher (2)	1949 , 51
Dustin Pedroia, second base (3)	2008 , 2009, 2010
Johnny Pesky, shortstop, coach (2)	1946 , 63
Rico Petrocelli, shortstop (2)	1967, 69
Jimmy Piersall, outfielder (2)	1954, 56
Dick Radatz, pitcher (2)	1963, 64
Manny Ramirez, outfielder (8)	2001, 2002, 2003, 2004, 2005, 2006 , 2007, 2008
Jeff Reardon, pitcher (1)	1991
Jerry Remy, second base (1)	1978
Jim Rice, outfielder, coach (9)	1977, 78, 79, 80, 83, 84, 85 , 86, 99
Pete Runnels, first base, second base (5)	1959, 59, 60, 60 , 62 (2nd G)
Jose Santiago, pitcher (1)	1968
Curt Schilling, pitcher (1)	2004
Don Schwall, pitcher (1)	1961 (2nd G)
George Scott, first base (2)	1966 , 77
Sonny Siebert, pitcher (1)	1971
Reggie Smith, outfielder (2)	1969, 72
Bob Stanley, pitcher (2)	1979, 83
Vern Stephens, shortstop, third base (4)	1948, 49, 50, 51
Frank Sullivan, pitcher (2)	1955, 56
Dale Sveum, coach	2005
Birdie Tebbetts, catcher (2)	1948, 49
Luis Tiant, pitcher (2)	1974, 76
Gary Tuck, coach (1)	2008
Ugueth Urbina, pitcher (1)	2002
Jason Varitek, catcher (2)	2003, 2005
Mo Vaughn, first base (3)	1995, 96, 98
Mickey Vernon, first base (1)	1956
Hal Wagner, catcher (1)	1946
Tim Wakefield, pitcher (1)	2009
Dave Wallace, coach	2005
Sammy White, catcher (1)	1953
Dick Williams, manager (1)	1968*

Bold Red indicates selected to start game *Manager, AL Team †Honorary AL Captain
Teams chosen by vote of fans 1947 thru 1957 and 1970 on; two games were played 1959-62

RED SOX IN THE ALL-STAR GAME, CONTINUED

Jimmy Williams, coach (1)	1999
Ted Williams, OF (18)	1940, 41, 42, 46, 47, 48, 49, 50, 51, 54, 55, 56, 57, 58, 59, 59, 60, 60
Carl Yastrzemski, OF, first base (19)	1963, 65, 66, 67, 68, 69, 70, 71, 72, 73, 74, 75, 76, 77, 78, 79, 82, 83, 89†
Rudy York, first base (1)	1946
Kevin Youkilis, first base, third base (3)	2008, 2009, 2011
Don Zimmer, coach (1)	1978

Bold Red indicates selected to start game *Manager, AL Team †Honorary AL Captain

Teams chosen by vote of fans 1947 thru 1957 and 1970 on; two games were played 1959-62

ALL-STAR GAME HOME RUNS BY RED SOX

PLAYER	DATE	WHERE	INN.	ON BASE	PITCHER
Ted Williams	7/8/41	DET	9th	2	Claude Passeau
Bobby Doerr	7/13/43	PHI (AL)-a	2nd	2	Mort Cooper
Ted Williams	7/9/46	Fenway	4th	0	Kirby Higbe
Ted Williams	7/9/46	Fenway	8th	2	Rip Sewell
Ted Williams	7/10/56	WAS-b	6th	1	Warren Spahn
Frank Malzone	8/3/59	LAD-c	2nd	0	Don Drysdale
Pete Runnels	7/30/62	CHC	3rd	0	Art Mahaffey
Carl Yastrzemski (PH)	7/15/75	MIL	6th	2	Tom Seaver
Fred Lynn	7/13/76	PHI (NL)	4th	0	Tom Seaver
George Scott	7/19/77	NYN	9th	1	Rich Gossage
Fred Lynn	7/17/79	SEA	1st	1	Steve Carlton
Fred Lynn	7/8/80	LAD-d	5th	1	Bob Welch
Jim Rice	7/6/83	CWS	3rd	0	Atlee Hammaker
Wade Boggs	7/11/89	ANA	1st	0	Rick Reuschel
Manny Ramirez	7/13/04	HOU	1st	1	Roger Clemens
David Ortiz	7/13/04	HOU	6th	1	Carl Pavano
J.D. Drew	7/15/08	NYN	7th	1	Edinson Volquez
Adrian Gonzalez	7/12/11	ARIZ	4th	0	Cliff Lee

RED SOX PITCHERS WHO HAVE STARTED THE ALL-STAR GAME

PITCHER	YEAR/CITY	DEC.	IP	H	R	ER	BB	SO
Lefty Grove	1936/Boston (NL)	Lost	3.0	3	2	2	2	2
Mel Parnell	1949/Brooklyn	ND	†1.0	3	3	3	1	1
Bill Monbouquette	1960/Kansas City	Lost	2.0	5	4	4	0	2
Dennis Eckersley	1982/Montreal	Lost	3.0	2	3	3	2	1
Roger Clemens*	1986/Houston	Won	3.0	0	0	0	0	2
Pedro Martinez*	1999/Boston	Won	2.0	0	0	0	0	5
Derek Lowe	2002/Milwaukee	ND	2.0	2	1	1	0	0

*Selected MVP †Faced 3 batters in 2nd inning

MOST HITS IN AN ALL-STAR GAME

Ted Williams and Carl Yastrzemski are tied with Joe Medwick for most hits in an All-Star Game with 4. Williams had his 4 (2 singles, 2 home runs) on July 9, 1946 at Fenway Park in an American League 12-0 win. Yastrzemski hit 3 singles and a double July 14, 1970 in Cincinnati in a 12-inning, 5-4 National League win. He was named Outstanding Player of the game.

ALL-STAR GAMES AT FENWAY PARK

On July 13, 1999 the Red Sox hosted the 3rd All-Star Game ever to be played at Fenway Park. The American League defeated the National League 4-1 as Pedro Martinez, the eventual MVP of the Mid-Summer Classic, started and struck out 5 of the 1st 6 batters he faced for the win.

Fenway Park was the site of the 2nd All-Star Game played in 1961. That game featured solid pitching by both sides and ended in a 1-1 tie that was called after 9 innings and a 30-minute rain delay. The Tigers' Rocky Colavito hit a 1st-inning home run for the AL, which managed only 4 hits in the game. The Nationals' only run scored on an RBI single by the Cardinals' Bill White off Red Sox rookie Don Schwall, who allowed all 5 NL hits in 3.0 innings. The other Red Sox representative at the '61 game at Fenway was manager Mike Higgins, who served as a coach.

The 1st game held at Fenway was on July 9, 1946 after a 1-year hiatus due to World War II-related travel restrictions. The American League defeated the National League 12-0 in a game highlighted by the hitting heroics of Ted Williams. Williams delivered 2 home runs, 2 singles and a walk in his 5 at-bats scoring 4 runs and driving in 5. The AL had 14 hits, the NL 3. In addition to Williams, 7 other Red Sox were AL All-Stars in '46: Johnny Pesky, Dom DiMaggio, Bobby Doerr, Rudy York, Hal Wagner, Dave Ferriss and Mickey Harris.

1945 ALL-STAR REPLACEMENT GAME

The 1945 All-Star Game was scheduled for Fenway Park. However, due to the on-going war in Europe and with Japan, the game was cancelled, the only year no game has been played since the series began in 1933.

On July 9-10, 1945 there were 9 exhibitions played with proceeds going to benefit various war relief efforts. On July 9, games were played at Chicago's Comiskey Park (Cubs vs. White Sox), New York's Polo Grounds (Yankees vs. Giants), in Great Lakes, IL (Athletics vs. Great Lakes Navy Team), in Cleveland (Reds vs. Indians) and Indiantown Gap, PA (Pirates vs. Indiantown Gap Army Team). The biggest crowds were 47,144 in Chicago and 41,267 in New York.

On July 10, games were played at Washington's Griffith Stadium (Dodgers vs. Senators), St. Louis' Sportsman's Park (Cardinals vs. Browns), Boston's Fenway Park (Braves vs. Red Sox) and Philadelphia's Shibe Park (Phillies vs. Athletics). The highest attendance figures were in Washington (28,791) and St. Louis (24,113).

The only ML team that didn't play was Detroit, who was denied permission to travel to Pittsburgh by the U.S. Government. The Pirates therefore played a U.S. Army team. The A's played a game each day in two locations.

The game at Fenway Park drew 22,809 plus 846 servicemen and women and raised \$70,000 for the United War Fund. New Commissioner Senator A.B. "Happy" Chandler, made his first official visit to Boston and took part in the first-pitch ceremonies with Massachusetts Governor Maurice Tobin.

The Red Sox won the game 8-1 behind rookie pitching star Dave Ferriss and 3 hits, including a home run, by rightfielder George "Catfish" Metkovich.

1945 ALL-STAR REPLACEMENT GAME BOX SCORE

Braves	0	0	0	0	0	0	1	0	0	--	1	7	0
Red Sox	0	2	2	0	0	2	1	1	x	--	8	13	0

Braves - Javery (L), Hutchings (4), J. Tobin (5), Hutchinson (7) and Masi

Red Sox - Ferriss (W), Heflin (4), Hausmann (7) and Garbark, Walters (4)

HR - Metkovich

T - 1:42; Att. - 22,809

Special thanks to Walt Wilson of the Society for American Baseball Research (SABR) and the Boston Globe sports department for the information on the 1945 All-Star replacement games.



RED SOX HALL OF FAME/COOPERSTOWN

Since its inception in 1995, the Red Sox Hall of Fame has recognized the outstanding careers of former Red Sox players and managers. A 16-member selection committee made up of Red Sox broadcasters and executives, past and present media personnel, and representatives from The Sports Museum of New England and the BoSox Booster Club is responsible for electing candidates. The feats of non-uniformed Red Sox executive personnel are also considered for induction. A memorable moment in Red Sox history is recognized as well for its special significance. To be eligible for nomination, players/managers must have spent at least three years with the Red Sox and must have been out of uniform as an active player/manager at least three years. Non-uniformed personnel selected and the memorable moment will be chosen only by a unanimous vote of the Selection Committee. The next Red Sox Hall of Fame induction will be in Aug. 2012.

The Red Sox Hall of Fame's 1995 inaugural class of 16 included 8 inductees who had previously been elected to the National Baseball Hall of Fame. The names of all 16 Red Sox Hall of Fame inductees who had been enshrined in Cooperstown prior to becoming Red Sox Hall of Famers are in boldface below.

RED SOX HALL OF FAMERS

NAME	POSITION	INDUCTED	YEARS WITH BOSTON
Boggs, Wade*	3B	2004	1982-92
Bresciani, Dick	Executive	2006	1972-
Burleson, Rick	SS	2002	1974-80
Carrigan, Bill	Manager/C	2004	1906, 1908-16, 1927-29
Coleman, Ken	Broadcaster	2000	1966-74, 1979-89
Collins, Eddie*	Executive	2006	1933-51
Collins, Jimmy*	3B/Manager	2004	1901-07
Conigliaro, Tony	RF	1995	1964-67, 1969-70, 1975
Cronin, Joe*	Manager/SS	1995	1935-47
Digby, George	Scout	2008	1944-94
DiMaggio, Dom	CF	1995	1940-42, 1946-53
Doerr, Bobby*	2B/Coach	1995	1937-51, 1967-69
Eckersley, Dennis*	RHP	2004	1978-84, 1998
Evans, Dwight	RF/Coach	2000	1972-90, 2002
Ferrell, Rick*	C	1995	1933-37
Ferrell, Wes	RHP	2008	1934-37
Ferriss, Boo	RHP/Coach	2002	1945-50, 1955-59
Fisk, Carlton*	C	1997	1969, 1971-80
Fox, Jimmie*	1B	1997	1936-42
Gardner, Larry	3B	2000	1908-17
Goodman, Billy	INF/OF	2004	1947-57
Gorman, Lou	Executive	2002	1984-
Gowdy, Curt*%	Broadcaster	2000	1951-65
Greenwell, Mike	LF	2008	1985-96
Grove, Lefty*	LHP	2002	1934-41
Harper, Tommy	OF/Coach	2010	1972-74, 1980-85, 2000
Harrington, John	Executive	2002	1973-02
Hooper, Harry*	RF	1997	1909-20
Hughson, Tex	RHP	2002	1941-44, 1946-49
Hurst, Bruce	LHP	2004	1980-88
Kasko, Eddie	Executive/Manager	2010	1966-94
Kenney, Sr., Ed	Executive	2008	1948-91
Kinder, Ellis	RHP	2006	1948-55
Jensen, Jackie	RF	2000	1954-59, 1961
Lee, Bill	LHP	2008	1969-78
Lewis, Duffy	LF	2002	1910-17
Lonborg, Jim	RHP	2002	1965-71
Lynn, Fred	CF	2002	1974-80
Malzone, Frank	3B	1995	1955-65
Martin, Ned	Broadcaster	2000	1961-92
Monbouquette, Bill	RHP	2000	1958-65
Mondor, Ben	PawSox Owner	2004	1977-
Morgan, Joe	Manager	2006	1988-91
O'Connell, Dick	Executive	1997	1949-77
Parnell, Mel	LHP	1997	1947-56
Pennock, Herb*	LHP/Coach	1995	1915-22, 1934, 1936-39
Pesky, Johnny	SS/3B/Coach	1995	1942, 1946-52, 1975-84
Petrocelli, Rico	SS/3B	1997	1963, 1965-76

*Elected to Cooperstown Hall of Fame.

%Curt Gowdy was awarded the Ford C. Frick Award in 1984.

RED SOX HALL OF FAME/COOPERSTOWN, CONTINUED

NAME	POSITION	INDUCTED	YEARS WITH BOSTON
Piersall, Jimmy	CF	2010	1950, 1952-58
Radatz, Dick	RHP	1997	1962-66
Remy, Jerry	2B	2006	1978-84
Rice, Jim*	LF/Coach	1995	1974-89, 1995-2000
Ruffing, Red*	RHP	1995	1924-30
Runnels, Pete	1B/2B/Coach	2004	1958-62, 1965-66
Ruth, Babe*	LHP/OF	1995	1914-19
Scott, Everett	SS	2008	1914-21
Scott, George	1B	2006	1966-71, 1977-79
Smith, Reggie	CF/RF	2000	1966-73
Speaker, Tris*	CF	2000	1907-15
Stanley, Bob	RHP	2000	1977-89
Stephens, Vern	SS	2006	1948-52
Sullivan, Frank	RHP	2008	1953-60
Sullivan, Haywood	Executive	2004	1966-93
Tiant, Luis	RHP	1997	1971-78
Valentin, John	SS/3B	2010	1992-01
Vaughn, Mo	1B	2008	1991-98
Williams, Dick*	Manager/OF	2006	1963-64, 1967-69
Williams, Ted*	LF	1995	1939-60
Wood, Smoky Joe	RHP	1995	1908-15
Yastrzemski, Carl*	LF	1995	1961-83
Yawkey, Jean	Owner	1995	1976-92
Yawkey, Tom*	Owner	1995	1933-76
Young, Cy*	RHP	1997	1901-08
Zimmer, Don	Manager/Coach	2010	1974-80, 1992

*Elected to Cooperstown Hall of Fame.



2010 Red Sox Hall of Fame inductees included (left to right) Jimmy Piersall, Don Zimmer, Tommy Harper, John Valentin, Tom Brunansky (Greatest Moment winner) and Eddie Kasko (not pictured).

RED SOX HALL OF FAME/COOPERSTOWN, CONTINUED

RED SOX HALL OF FAME MOST MEMORABLE MOMENTS

YEAR	MOMENT
2010	Tom Brunansky's sliding catch vs. CWS to end the season and clinch the A.L. East on Oct. 3, 1990.
2008	Ted Williams' last HR on his final at-bat, September 28, 1960 at Fenway Park.
2008	Curt Schilling's Oct. 19, 2004 ALCS Game 6 win in Yankee Stadium.
2006	Dave Roberts' 9th-inning stolen base in Game 4 of the 2004 ALCS in Fenway Park.
2004	Bernie Carbo's 2-out, pinch-hit, game-tying, 3-run HR in the 8th inning of Game 6 in the 1975 WS vs. the Cincinnati Reds in Fenway Park.
2002	Earl Wilson's no-hit game vs. the Los Angeles Angels on June 26, 1962 in Fenway Park, the first by an African American in AL history.
2000	Dave Henderson's 9th-inning, 2-out, go-ahead HR in Game 5 of the 1986 ALCS in Anaheim.
1997	Carlton Fisk's 12th-inning, winning HR in Game 6, the 1975 WS vs Cincinnati.
1995	Roger Clemens' 1st ML record 20-K game April 29, 1986 vs. Seattle in Fenway Park.

OTHER RED SOX IN COOPERSTOWN

A number of other Hall of Famers wore Red Sox uniforms:

PLAYER	POSITION	RED SOX YEARS	GAMES	INDUCTED
Jesse Burkett	OF	1905	149	1946
Jack Chesbro	P	1909	1	1946
Al Simmons	OF	1943	40	1953
Heinie Manush	OF	1936	82	1964
Waite Hoyt	P	1919-20	35	1969
Lou Boudreau	SS	1951-52	86	1970
George Kell	2B-OF	1952-54	235	1983
Juan Marichal	P	1974	11	1983
Luis Aparicio	SS	1971-73	367	1984
Ferguson Jenkins	P	1976-77	58	1991
Tom Seaver	P	1986	16	1992
Orlando Cepeda	DH	1973	142	1999
Tony Perez	1B	1980-82	304	2000
Rickey Henderson	OF	2002	72	2009
Andre Dawson	OF	1993-94	196	2010

In addition to Jimmy Collins and Joe Cronin, 9 other Cooperstown Hall of Famers have managed the Red Sox:

MANAGER	RED SOX YEARS	GAMES	INDUCTED
Cy Young	1907	6	1937
Hugh Duffy	1921-22	308	1945
Frank Chance	1923	154	1946
Ed Barrow	1918-20	418	1953
Joe McCarthy	1948-50	369	1957
Lou Boudreau	1952-54	463	1970
Bucky Harris	1934	153	1975
Billy Herman	1964-66	310 (includes 2 gms as interim mgr. in 1964)	1975
Dick Williams	1967-69	477	2008

RETIRED NUMBERS

The Red Sox first wore numbers on their uniforms in 1931. The Red Sox' policy on retiring uniform numbers is based on the following criteria: 1) Election to the National Baseball Hall of Fame, 2) At least 10 years played with the Red Sox and 3) Finish his career with the club. In 1997 the Red Sox retired No. 42, joining the rest of MLB in honoring the legacy of Jackie Robinson. Johnny Pesky, who is not in the National Baseball Hall of Fame, is the only exception to these rules.



4-JOE CRONIN, SS-Mgr.

Born: October 12, 1906 in San Francisco, CA

Died: September 7, 1984 in Osterville, MA

Batted/Threw: Right/Right

Number formally retired: May 29, 1984

Red Sox Player: 1935-45

Red Sox Manager: 1935-49

Red Sox GM: 1948-58

PLAYING RECORD

	AVG	G	AB	R	H	2B	3B	HR	TB	RBI	BB	SO	SB
Red Sox Totals	.300	1134	3892	645	1168	270	44	119	1883	737	585	408	31
Major League Totals	.301	2124	7579	1233	2285	515	118	170	3546	1424	1059	700	87

MANAGERIAL RECORD

	W	L	PCT
Red Sox Totals	1071	916	.539
Major League Totals	1236	1055	.540

CAREER HIGHLIGHTS

First modern-day player to become a league president...Compiled a .301 batting average in 20 Major League seasons...Participated in 12 All-Star Games for AL: player in 6 (1933-35-37-38-39-41), player/manager in 1 (1934), manager in 2 (1940 and 1947), coach in 2 (1936 and 1944), & Honorary Captain in 1 (1983)...The AL won 9 of the 12 games in which he took part...Spent 24 seasons with Red Sox as player, manager and general manager...Managed the Red Sox for 13 seasons (1935-47), most in team history...Leads all Red Sox managers with 1,071 wins (Mike Higgins is 2nd with 543)...Member of Pirates' 1927 World Series team but did not play; ...AL MVP in 1930 at the age of 23 with Senators...Led AL in triples in 1932; led AL in doubles in 1933 and 1938...Managed Senators to AL pennant in first season as player/manager in 1933...Sold to Red Sox after 1934 season for \$250,000 (a tremendous amount in the Depression era) (Red Sox also sent SS Lyn Lary to Washington to complete deal)...In 1940, was named to manage AL All-Star team after league officials ruled Yankees manager Joe McCarthy had managed too many consecutive games (4)...Became first player to hit pinch homers in both games of a doubleheader, June 17, 1943 (in a stretch when he hit three 3-run pinch homers in 4 at-bats)...Holds AL record with 5 pinch-hit home runs in 1943...Playing career ended with a broken leg at Yankee Stadium, April 19, 1945...Managed Red Sox to AL pennant in 1946...Promoted to Red Sox general manager, September 29, 1947...Elected to National Baseball Hall of Fame in 1956...Named AL President, January 31, 1959...Named AL Chairman, January 1, 1974...Formally inducted into the Red Sox Hall of Fame, November 1, 1995.



1-Bobby DOERR, 2B

Born: April 7, 1918 in Los Angeles, CA

Batted/Threw: Right/Right

Number formally retired: May 21, 1988

Red Sox Player: 1937-44, '46-'51

Red Sox Coach: 1967-69

PLAYING RECORD

	AVG	G	AB	R	H	2B	3B	HR	TB	RBI	BB	SO	SB
Red Sox Totals	.288	1865	7093	1094	2042	381	89	223	3270	1247	809	608	54
Major League Totals	.288	1865	7093	1094	2042	381	89	223	3270	1247	809	608	54

CAREER HIGHLIGHTS

Ranks among all-time Red Sox leaders in runs, hits, singles, doubles, triples, home runs, RBI, walks, sacrifice hits, extra-base hits, total bases and times on base...Named to All-Star Game 9 times (5 times as starter)...Played 14 seasons with the Red Sox (1937-44, 1946-51), before retiring due to back injury...Had 6 100-RBI seasons, the last in 1950; it would be 25 years before another second baseman would drive in 100 runs (Joe Morgan in 1975)...Led AL with a .528 slugging percentage in 1944...Named The Sporting News AL Player of the Year in 1944...Only Red Sox to hit for cycle twice (5/17/44 vs. St. Louis, 5/13/47 vs. Chicago)...Hit .409 (9-22) in 1946 World Series to lead team...Had a home run and 2 RBI in 1948 one-game AL playoff vs. Cleveland...Tied Dom DiMaggio for AL lead with 11 triples in 1950...Coached for Red Sox (1967-69) and Blue Jays (1977-81)...Elected to National Baseball Hall of Fame in 1986...Named AL Honorary Captain for the 1988 All-Star Game...Formally inducted into the Red Sox Hall of Fame, November 1, 1995.



27-CARLTON FISK, C

Born: December 26, 1947 in Bellows Falls, VT
 Batted/Threw: Right/Right
 Number formally retired: September 4, 2000

Red Sox Player: 1969, 1971-80

PLAYING RECORD

	AVG	G	AB	R	H	2B	3B	HR	TB	RBI	BB	SO	SB
Red Sox Totals	.284	1078	3860	627	1097	207	33	162	1856	568	389	588	61
Major League Totals	.269	2499	8756	1276	2356	421	47	376	3999	1330	849	1386	128

CAREER HIGHLIGHTS

Caught more games (2,226) and hit more HR (351 of career 376) than any catcher in ML history...After 24 seasons, retired as 1 of 3 catchers in ML history with 300 HR, 1,000 runs scored and 1,000 RBI...Was all-time Red Sox leader in games caught, 990, until broken by Jason Varitek in 2006 and second in putouts, 5,111... Overall appeared in 11 All-Star Games, his last in 1991 at the age of 43...A 7-time All-Star (1972-74, 76-78, 80) for Boston, he was voted to start 4 times as a Red Sox...First unanimous winner of the AL Rookie of the Year Award in 1972...Tied for AL in triples with 9 in 1972...Won the 1972 AL Rawlings Gold Glove Award for defensive excellence...Hit game-winning 12th-inning home run in Game 6 of the 1975 World Series, remembered as one of the most dramatic moments in baseball history...Became just the 5th catcher in Major League history to score and drive in 100 or more runs in 1977, when he hit .315 with 106 runs scored and 102 RBI...Set the ML record in 1977 with only 4 passed balls in 151 games (broken by Gary Carter, 1 with Montreal in 1978)...Inducted into the Boston Red Sox Hall of Fame on September 8, 1997...Named AL Honorary Captain for the 1999 Game at Fenway Park...Became the 13th catcher to be inducted into the National Baseball Hall of Fame in Cooperstown, NY on July 23, 2000.



6-JOHNNY PESKY, SS-3B

Born: September 27, 1919 in Portland, OR
 Batted/Threw: Left/Right
 Number formally retired: September 28, 2008

Red Sox Player: 1942, 1946-52
 Red Sox Manager: 1963-64, '80
 Red Sox Broadcaster: 1969-74
 Red Sox Coach: 1975-84

PLAYING RECORD


	AVG	G	AB	R	H	2B	3B	HR	TB	RBI	BB	SO	SB
Red Sox Totals	.313	1029	4085	776	1277	196	46	13	1604	361	581	189	48
Major League Totals	.307	1270	4745	867	1455	226	50	17	1820	404	662	218	53

MANAGERIAL RECORD

	W	L	PCT
Red Sox Totals	147	179	.451
Major League Totals	147	179	.451

CAREER HIGHLIGHTS

Ranks among Boston's career leaders in OBP, runs and at-bats per strikeout...Ranks 8th with all-time .313 avg. with Red Sox (min. 2000 PA)...Led AL with over 200 hits in 1st three Red Sox seasons, 1st ML player to do so... Led ML with 205 hits, club rookie record until Garciaparra's 209 in 1997...Three 200-hit seasons were Red Sox record until surpassed by Boggs (7) and Rice (4)...Batted .331 in rookie 1942 season, 2nd behind Ted Williams (.356) in the AL...Set an AL record 6 runs May 8, 1946 vs. Chicago...Coached Triple-A Denver in 1955 and managed in the Detroit system with 5 teams, 1956-60...Spent part of 1959 managing the Cinco Estrellas of the Nicaraguan Winter League...Managed the Seattle Rainiers of the Pacific Coast League in Red Sox system, 1961-62... Managed Boston 1963-64 and the last 5 games of 1980, compiling an overall 147-179 .451 record...Was coach with the Pirates, 1965-67...Managed Pittsburgh's Triple-A Columbus club in 1968...Was Red Sox radio/TV analyst, 1969-74...Was Red Sox first base coach, 1975-84...Served as special assistant to Red Sox general manager, 1985-92...Was interim manager at Triple-A Pawtucket for part of 1990 season...Served as special assistant for Red Sox player development, 1993-99...Inducted into the inaugural class of the Red Sox Hall of Fame in 1995... Named Red Sox special assignment instructor in 2000...Fenway Park's right-field foul pole officially dedicated Pesky Pole on September 27, 2006. Pesky enters his 61st season with the Red Sox organization in 2012.



14-JIM RICE, LF

Born: March 8, 1953 in Anderson, SC
 Batted/Threw: Right/Right
 Number formally retired: July 28, 2009

Red Sox Player: 1974-89
 Red Sox Coach: 1995-00

PLAYING RECORD

	AVG	G	AB	R	H	2B	3B	HR	TB	RBI	BB	SO	SB
Red Sox Totals	.298	2089	8225	1249	2452	373	79	382	4129	1451	670	1423	58
Major League Totals	.298	2089	8225	1249	2452	373	79	382	4129	1451	670	1423	58

CAREER HIGHLIGHTS

Ranks among all-time Red Sox leaders in runs, hits, singles, doubles, triples, home runs, runs batted in, walks, slugging pct., hits by pitch, extra base hits, total bases and times on base...An 8-time All-Star (1977-80, 80, 83-86), he was voted to start 4 times...Only AL player to reach 400 TB since 1937...Hit 20 or more home runs 11 times and drove in 100 runs 8 times...Had 2 3-HR games...Had 4 200-hit seasons; only player to have 3 straight 35-homer, 200-hit years (1977-79)...Led AL in total bases 3 straight years (1977-79) to tie Ted Williams and Ty Cobb for AL record...Led AL in total bases in 1977 (382), 1979 (369) and 1983 (344)...Led the ML in home runs (46), RBI (139), triples (15), total bases (406), hits (213) and slugging pct. (.600) in 1978; was the only player to lead either league in HR, 3B and RBI in same season...Named AL MVP and AL Player of the Year by The Sporting News in 1978...Led AL in at-bats (677), games (163) and extra-base hits (86) in 1978...Named to the AL All-Star team by The Sporting News, UPI and AP in 1978...Named winner of the Thomas A. Yawkey Red Sox MVP Award by the Boston Writers in 1978...Tied for AL lead in RBI (126) in 1983...Was Red Sox roving minor league hitting instructor, 1992-94...Inducted into the inaugural class of the Red Sox Hall of Fame in 1995...Was Red Sox hitting coach, 1995-2000...Selected as a coach for the 1999 All-Star Game at Fenway Park...Inducted into the Ted Williams Hitters Hall of Fame in 2001...Elected to National Baseball Hall of Fame in 2009.



9-TED WILLIAMS, LF

Born: August 30, 1918 in San Diego, CA
 Died: July 5, 2002 in Inverness, FL
 Batted/Threw: Left/Right
 Number formally retired: May 29, 1984

Red Sox Player: 1939-42, 1946-60

PLAYING RECORD

	AVG	G	AB	R	H	2B	3B	HR	TB	RBI	BB	SO	SB
Red Sox Totals	.344	2292	7706	1798	2654	525	71	521	4884	1839	2021	709	24
Major League Totals	.344	2292	7706	1798	2654	525	71	521	4884	1839	2021	709	24

MANAGERIAL RECORD

	W	L	PCT
Major League Totals	273	364	.429

CAREER HIGHLIGHTS

Was an 18-time AL All-Star...Holds ML rookie records for most walks, 107, and RBI, 145...Hit a Red Sox record 17 grand slams...Tied for AL record with Babe Ruth and Reggie Jackson with 20 or more home runs in 16 seasons...Holds ML career record with .482 career on-base percentage...2nd all-time with a .634 career slugging percentage (Babe Ruth .690)...One of 3 players to have stolen bases in 4 decades, also Tim Lincecum, Sr. and Rickey Henderson...Holds ML record for most successive times reaching base safely, 16, in Sept. 1957 (2 1B, 4 HR, 9 BB, 1 HBP)...Holds ML record for most consecutive years leading in walks, 6...Led AL in total bases in 5 seasons (1939, 42, 46-47, 51)...Led AL in on-base percentage in 12 seasons (1940-42, 46-49, 51, 54, 56-58)...Led AL in walks in 8 seasons (1941-42, 46-49, 51, 54)...Led AL in slugging in 9 seasons (1941-42, 46-49, 51, 54, 57)...Led AL in batting in 6 seasons (1941-42, 47-48, 57-58)...Led AL in home runs in 4 seasons (1941-42, 47, 49)...Sporting News No. 1 Major League Player 5 times (1941-42, 47, 49, 57)...Won AL Triple Crown twice (1942, 47)...Hit for the cycle, July 21, 1946...Is the last ML player ever to hit .400 in a season with a .406 average in 1941...Named AL Most Valuable Player in 1946 and 1949...Hit 3 home runs in a game twice in 1957, May 8 and June 13 (also July 14, 1946)...Oldest player to win batting title with .388 avg. in 1957 at age 39. Won again in 1958 at age 40...Named Major League Baseball's Player of the Decade for the 1950's...Elected to National Baseball Hall of Fame in 1966...Named to starting outfield on Greatest Living Team, 1969...Voted Greatest Red Sox Player of all time by fans, 1969 and 1982...Managed Wash.-Texas, 1969-72 (Wash. - 219-264; Texas - 54-100)...Named Red Sox Consultant, Organizational Hitting Instructor, 1978...Member of Hall of Fame's Committee on Veterans, 1986-2002...Formally inducted into the Red Sox Hall of Fame, November 1, 1995.



8-CARL YASTRZEMSKI, LF-1B

Born: August 22, 1939 in Southampton LI, NY

Red Sox Player: 1961-83

Batted/Threw: Left/Right

Number formally retired: August 6, 1989

PLAYING RECORD

YEAR	CLUB	AVG	G	AB	R	H	2B	3B	HR	TB	RBI	BB	SO	SB
Red Sox Totals		.285	3308	11988	1816	3419	646	59	452	5539	1844	1845	1393	168
Major League Totals		.285	3308	11988	1816	3419	646	59	452	5539	1844	1845	1393	168

CAREER HIGHLIGHTS

Set AL record with 3,308 games played, 11,988 at-bats and 13,990 plate appearances...First AL player with 400 homers and 3,000 hits (Cal Ripken, Jr. reached the plateau in 2000)...Shares the ML record w/Brooks Robinson for playing 23 consecutive seasons with a single club...AL record 20 consecutive seasons with 100 or more games played...2nd player to get 100 hits in 22 years (with Ty Cobb). Pete Rose became the 3rd in 1984...Only player to collect 100 hits in his first 20 years...2nd to play in 100 games in 22 Years, AL Record (H. Aaron also 22, Rose ML Record, 23)...Was 19-time AL All-Star...Held **AL record** with 190 career intentional walks until mark was broken by George Brett (228)...Led AL outfielders in **assists** a record 7 times...Totalled 195 outfield assists in his career...Earned 7 Gold Glove Awards...Led AL in **batting average** in 1963 (.321), 1967 (.326) and 1968 (.301)...Led AL in slugging percentage in 1965 (.536), **1967 (.622)** and **1970 (.592)**...Led AL in total bases in 1967 (360) and 70 (335)...AL Most Valuable Player and **Triple Crown winner** in 1967...Sporting News AL Player of the Year, 1967...Sporting News No. 1 Major League Player, 1967...Selected Outstanding Player of 1970 All-Star Game...Led AL in sacrifice flies in 1972 (9) and 1977 (11)...Tied ML record with 5 homers in 2 consecutive games, May 19-20, 1976...Held Red Sox outfield record with **354 consecutive errorless chances**, July 28, 1976-April 7, 1978, until Coco Crisp exceeded the mark with 429 **total chances**, July 21, 2006-Aug. 7, 2007...2nd all-time on Red Sox with 167 consecutive errorless games (354 total chances), July 28, 1976-April 7, 1978...Tied ML record with a 1.000 outfield fielding percentage in 1977...Received the Joe Cronin AL Award for Significant Achievement in 1979...Was AL Honorary Captain for the 1989 Game...Elected to National Baseball Hall of Fame in 1989...With Johnny Bench became the 18th and 19th players elected to Hall of Fame on first ballot...Received 95 percent of Hall of Fame vote, at the time the 7th-highest total in history...First Little League alumnus to be elected to Hall of Fame...Formally inducted into the Red Sox Hall of Fame, November 1, 1995.



ANNUAL STANDINGS AND ATTENDANCE

YEAR	POS	W - L	PCT.	GA/GB	MANAGER	ATTENDANCE
1901	2	79 - 57	.581	4	James J. Collins	289,448
1902	3	77 - 60	.562	6 1/2	James J. Collins	348,567
1903	1F	91 - 47	.659	14 1/2	James J. Collins	379,338
1904	1	95 - 59	.617	1 1/2	James J. Collins	*623,295
1905	4	78 - 74	.513	16	James J. Collins	466,828
1906	8	49 - 105	.318	45 1/2	Collins, Charles S. Stahl	410,209
1907	7	59 - 90	.396	32 1/2	G. Huff, B. Unglaub, C. Young, J. McGuire	436,777
1908	5	75 - 79	.487	15 1/2	McGuire, Fred Lake	473,048
1909	3	88 - 63	.583	9 1/2	Fred Lake	668,965
1910	4	81 - 72	.529	22 1/2	Patrick J. Donovan	584,619
1911	5	78 - 75	.510	24	Patrick J. Donovan	503,961
1912	1F	105 - 47	.691	14	J. Garland (Jake) Stahl	597,096
1913	4	79 - 71	.527	15 1/2	Stahl, William F. Carrigan	437,194
1914	2	91 - 62	.595	8 1/2	William F. Carrigan	*481,359
1915	1F	101 - 50	.669	2 1/2	William F. Carrigan	*539,885
1916	1F	91 - 63	.591	2	William F. Carrigan	496,397
1917	2	90 - 62	.592	9	John J. Barry	387,856
1918	1F	75 - 51	.595	2 1/2	Edward G. Barrow	249,513
1919	6	66 - 71	.482	20 1/2	Edward G. Barrow	417,291
1920	5	72 - 81	.471	25 1/2	Edward G. Barrow	402,445
1921	5	75 - 79	.487	23 1/2	Hugh Duffy	279,273
1922	8	61 - 93	.396	33	Hugh Duffy	259,184
1923	8	61 - 91	.401	37	Frank L. Chance	229,688
1924	7	67 - 87	.435	25	Lee A. Fohl	448,556
1925	8	47 - 105	.309	49 1/2	Lee A. Fohl	267,782
1926	8	46 - 107	.301	44 1/2	Lee A. Fohl	285,155
1927	8	51 - 103	.331	59	William F. Carrigan	305,275
1928	8	57 - 96	.373	43 1/2	William F. Carrigan	396,920
1929	8	58 - 96	.377	48	William F. Carrigan	394,620
1930	8	52 - 102	.338	50	Charles H. Wagner	444,045
1931	6	62 - 90	.408	45	John F. (Shano) Collins	350,975
1932	8	43 - 111	.279	64	Collins, Martin J. McManus	182,150
1933	7	63 - 86	.423	34 1/2	Martin J. McManus	268,715
1934	4	76 - 76	.500	24	Stanley R. (Bucky) Harris	610,640
1935	4	78 - 75	.510	16	Joseph E. Cronin	558,568
1936	6	74 - 80	.481	28 1/2	Joseph E. Cronin	626,895
1937	5	80 - 72	.526	21	Joseph E. Cronin	559,659
1938	2	88 - 61	.591	9 1/2	Joseph E. Cronin	646,459
1939	2	89 - 62	.589	17	Joseph E. Cronin	573,070
1940	4	82 - 72	.532	8	Joseph E. Cronin	716,234
1941	2	84 - 70	.545	17	Joseph E. Cronin	718,497
1942	2	93 - 59	.612	9	Joseph E. Cronin	730,340
1943	7	68 - 84	.447	29	Joseph E. Cronin	358,275
1944	4	77 - 77	.500	12	Joseph E. Cronin	506,975
1945	7	71 - 83	.461	17 1/2	Joseph E. Cronin	603,794
1946	1	104 - 50	.675	12	Joseph E. Cronin	1,416,944
1947	3	83 - 71	.539	14	Joseph E. Cronin	1,427,315
1948	2	96 - 59	.619	1	Joseph V. McCarthy	1,558,798
1949	2	96 - 58	.623	1	Joseph V. McCarthy	1,596,650
1950	3	94 - 60	.610	4	McCarthy, Stephen F. O'Neill	1,344,080
1951	3	87 - 67	.565	11	Stephen F. O'Neill	1,312,282
1952	6	76 - 78	.494	19	Louis Boudreau	1,115,750
1953	4	84 - 69	.549	16	Louis Boudreau	1,026,133
1954	4	69 - 85	.448	42	Louis Boudreau	931,127
1955	4	84 - 70	.545	12	Michael F. Higgins	1,203,200
1956	4	84 - 70	.545	13	Michael F. Higgins	1,137,158
1957	3	82 - 72	.532	16	Michael F. Higgins	1,181,087
1958	3	79 - 75	.513	13	Michael F. Higgins	1,077,047
1959	5	75 - 79	.487	19	Higgins, R. York, William F. Jurgens	984,102
1960	7	65 - 89	.422	32	Jurgens, Higgins, Del Baker	1,129,866
1961	6	76 - 86	.469	33	Michael F. Higgins	850,589
1962	8	76 - 84	.475	19	Michael F. Higgins	733,080

ANNUAL STANDINGS AND ATTENDANCE, CONTINUED

YEAR	POS.	W - L	PCT.	GA/GB	MANAGER	ATTENDANCE
1963	7	76 - 85	.472	28	John M. Pesky	942,642
1964	8	72 - 90	.444	27	Pesky, William J. Herman	883,276
1965	9	62 - 100	.383	40	William J. Herman	652,201
1966	9	72 - 90	.444	26	Herman, James E. (Pete) Runnels	811,172
1967	1	92 - 70	.568	1	Richard H. Williams	*1,727,832
1968	4	86 - 76	.531	17	Richard H. Williams	1,940,788
1969	3E	87 - 75	.537	22	Williams, Edward J. Popowski	*1,833,246
1970	3E	87 - 75	.537	21	Edward M. Kasko	*1,595,278
1971	3E	85 - 77	.525	18	Edward M. Kasko	*1,678,732
1972	2E	85 - 70	.548	1 1/2	Edward M. Kasko	1,441,718
1973	2E	89 - 73	.549	8	Edward M. Kasko	1,481,002
1974	3E	84 - 78	.519	7	Darrell D. Johnson	*1,566,411
1975	1E\$	95 - 65	.594	4 1/2	Darrell D. Johnson	*1,748,587
1976	3E	83 - 79	.512	15 1/2	Johnson, Donald W. Zimmer	1,895,846
1977	2TE	97 - 64	.602	2 1/2	Donald W. Zimmer	2,074,549
1978	2E	99 - 64	.607	1	Donald W. Zimmer	2,320,643
1979	3E	91 - 69	.569	11 1/2	Donald W. Zimmer	2,353,114
1980	4E	83 - 77	.519	19	Zimmer, John M. Pesky	1,956,092
1981	5E†	59 - 49	.546	2 1/2†	Ralph G. Houk	1,060,379
	2TE	29 - 23	.558	1 1/2	2nd half	
	5E	30 - 26	.536	4	1st half	
1982	3E	89 - 73	.549	6	Ralph G. Houk	1,950,124
1983	6E	78 - 84	.481	20	Ralph G. Houk	1,782,285
1984	4E	86 - 76	.531	18	Ralph G. Houk	1,661,618
1985	5E	81 - 81	.500	18 1/2	John F. McNamara	1,786,633
1986	1E\$	95 - 66	.590	5 1/2	John F. McNamara	2,147,641
1987	5E	78 - 84	.481	20	John F. McNamara	2,231,551
1988	1E	89 - 73	.549	1	McNamara, Jos. M. Morgan	2,464,851
1989	3E	83 - 79	.512	6	Joseph M. Morgan	2,510,012
1990	1E	88 - 74	.543	2	Joseph M. Morgan	2,528,986
1991	2TE	84 - 78	.519	7	Joseph M. Morgan	2,562,435
1992	7E	73 - 89	.451	23	Clell L. Hobson	2,468,574
1993	5E	80 - 82	.494	15	Clell L. Hobson	2,422,021
1994	4E	54 - 61	.470	17	Clell L. Hobson	1,775,818
1995	1E	86 - 58	.597	7	Kevin C. Kennedy	2,164,410
1996	3E	85 - 77	.525	7	Kevin C. Kennedy	2,315,231
1997	4E	78 - 84	.481	20	James F. Williams	2,226,136
1998	2E	92 - 70	.568	22	James F. Williams	2,343,947
1999	2E¢	94 - 68	.580	4	James F. Williams	2,446,162
2000	2E	85 - 77	.525	2 1/2	James F. Williams	2,586,024
2001	2E	82 - 79	.509	13 1/2	Williams, Joseph T. Kerrigan	2,625,333
2002	2E	93 - 69	.574	10 1/2	William G. Little	2,650,063
2003	2E¢	95 - 67	.586	6	William G. Little	2,724,162
2004	2E£	98 - 64	.605	3	Terry J. Francona	2,837,304
2005	1TE	95 - 67	.586	15	Terry J. Francona	2,847,888
2006	3E	86 - 76	.531	11	Terry J. Francona	2,930,588
2007	1£	96 - 66	.593	2	Terry J. Francona	2,971,025
2008	2E¢	95 - 67	.586	2	Terry J. Francona	3,048,248
2009	2E	95 - 67	.586	8	Terry J. Francona	3,062,699
2010	3E	89 - 73	.549	7	Terry J. Francona	3,046,444
2011	3E	90 - 72	.556	7	Terry J. Francona	3,054,001
TOTALS		8,909 - 8,305	.518			

Bold-Played in Postseason *led league £Won WS \$Won ALCS ¢Won Div. Series †Overall record

SEASON RECORD

Year	W	L	Pct.
1912	105	47	.691
1946	104	50	.675
1915	101	50	.669
1903	91	47	.659
1949	96	58	.623
1948	96	59	.619
1904	95	59	.617
1942	93	59	.612
1950	94	60	.610
1978	99	64	.607

HOME

Year	W	L	Pct.
1946	61	16	.792
1949	61	16	.792
1912	57	20	.740
1915	55	20	.733
1978	59	23	.720
1950	55	22	.714
1903	49	20	.710
1901	49	20	.710
1948	55	23	.705
1918	49	21	.700

ROAD

Year	W	L	Pct.
1912	48	27	.640
2002	51	30	.630
1904	46	29	.613
1995	44	28	.611
1939	47	30	.610
1903	42	27	.609
1917	45	29	.608
1975	48	31	.608
1915	46	30	.605
1914	47	31	.603

CUMULATIVE STANDINGS

Since Divisional Play (1969-11)

	W	L	PCT.
New York (AL)	3,834	2,989	.562
Boston	3,716	3,116	.544
Los Angeles (NL)	3,641	3,195	.533
St. Louis	3,559	3,270	.521
Cincinnati	3,553	3,282	.520

Since Free Agency (1976-11)

	W	L	PCT.
New York (AL)	3,248	2,451	.570
Boston	3,104	2,603	.544
Los Angeles (NL)	3,010	2,701	.527
St. Louis	2,982	2,720	.523
Atlanta	2,975	2,724	.522

Since Three-Divisional Play (1995-11)

	W	L	PCT.
New York (AL)	1,636	1,096	.599
Atlanta	1,568	1,166	.574
Boston	1,534	1,201	.561
St. Louis	1,470	1,263	.538
Los Angeles (AL)	1,453	1,283	.531

Since New Ownership (2002-11)

	W	L	PCT.
New York (AL)	975	644	.602
Boston	932	688	.575
Los Angeles (AL)	909	711	.561
St. Louis	901	718	.557
Philadelphia	898	721	.555

SUSPENDED GAMES AND DOUBLEHEADERS

SUSPENDED GAMES SINCE 1970

DATE	OPP.	SUSP.	TIME	SCORE	REASON	RESUMED	RESULT	INN.
4/16/2010	vs. TB	8 1/2	11:24 p.m.	1-1	Rain	4/17	L 1-3	12
5/3/1996	vs. TOR	6	1:06 a.m.	6-1	Curfew	5/4	W 8-7	9
7/27/1994	at NYY	8 1/2	11:22 p.m.	3-3	Rain	7/28	L 3-4	11
4/28/1989	at TEX	10	1:21 a.m.	6-6	Curfew	4/29	L 6-7	12
9/3/1981	vs. SEA	19	1:16 a.m.	7-7	Curfew	9/4	L 7-8	20
5/4/1981	at KC	10	1:12 a.m.	5-5	Curfew	5/5	W 8-7	12
8/2/1978	at NYY	14	1:16 a.m.	5-5	Curfew	8/3	W 7-5	17

DOUBLEHEADERS AT HOME

LAST, single admission.....	9/21/1998 vs. TB
LAST, originally scheduled single admission.....	8/30/1978 vs. TOR
LAST, day/night	9/19/2011 vs. BAL
LAST SWEEP, day/night	8/27/2011 vs. OAK
LAST TIME SWEPT, day/night.....	9/4/2010 vs. CWS

DOUBLEHEADERS ON ROAD

LAST, single admission.....	5/1/2004 at TEX
LAST, originally scheduled single admission.....	7/27/1984 at DET
LAST, day/night	9/25/2011 at NYY
LAST SWEEP, day/night	8/24/2007 at CWS
LAST TIME SWEPT, day/night.....	5/1/2004 at TEX

LARGEST WIN-LOSS MARGINS

WINS				LOSSES			
DATE	OPP.	SCORE	RUNS	DATE	OPP.	SCORE	RUNS
6/8/1950	vs. STL	29-4	+25	7/7/1923 (G1)	at CLE	3-27	-24
9/27/1940	vs. WAS	24-4	+20	6/19/2000	vs. NYY	1-22	-21
6/18/1953	vs. DET	23-3	+20	9/28/1923	vs. NYY	4-24	-20
6/24/1949	vs. STL	21-2	+19	5/18/1955	vs. CLE	0-19	-19
4/30/1950 (G1)	vs. PHA	19-0	+19	5/20/1994	at MIN	2-21	-19
8/21/1986	at CLE	24-5	+19	5/1/1929	vs. PHA	6-24	-18
7/11/1954 (G1)	at PHA	18-0	+18	6/20/1980	vs. CAL	2-20	-18
7/23/2002 (G1)	vs. TB	22-4	+18	4/16/1990	vs. MIL	0-18	-18
4/24/1906	at WAS	19-2	+17	7/19/1924 (G1)	vs. DET	1-18	-17
6/27/2003	vs. FLA	25-8	+17	4/12/1980	at MIL	1-18	-17

WINNINGEST MONTHS

20-WIN MONTHS

REC.	MONTH	YEAR	REC.	MONTH	YEAR	REC.	MONTH	YEAR
25-9	July	1948	21-7	Aug.	2004	20-8	May	2007
24-6	Aug.	1950	21-7	May	1986	20-8	May	2002
23-7	Aug.	1995	21-8	July	1955	20-8	May	1999
23-7	May	1978	21-8	June	1912	20-8	June	1979
23-8	Aug.	1949	21-9	July	1988	20-9	June	1990
23-9	Aug.	1942	21-9	Sept.	1914	20-9	Sept.	1972
23-10	July	1939	21-9	July	1912	20-9	June	1955
23-10	July	1910	21-11	Aug.	1946	20-9	July	1918
22-8	Sept.	1977	21-13	June	1961	20-10	July	1946
22-9	Aug.	1996	20-5	June	1901	20-10	July	1916
22-10	July	1915	20-6	July	2011	20-12	July	1972
22-11	July	1975	20-7	July	1993	20-15	Aug.	1967
21-6	May	1946	20-7	Aug.	1980			
21-6	Aug.	1915	20-7	Sept.	1915			
			20-7	Aug.	1912			

BEST MONTHLY RECORDS

MOST WINS			BEST WINNING PERCENTAGE		
March	1-1	2008	March	1-1	.500 2008
April	18-8	1998, 2003	April	11-2	.846 1918
May	23-7	1978	May	21-6	.778 1946
June	21-8	1912	June	20-5	.800 1901
	21-13	1961	July	20-6	.769 2011
July	25-9	1948	August	24-6	.800 1950
August	24-6	1950	Sept.	19-5	.792 1949
Sept.	22-8	1977	Oct.	7-0	1.000 1905
Oct.	8-2	1904			

NOTE: There have been 12 other years in which the Red Sox were undefeated in October with less than 7 wins.

MILESTONE VICTORIES IN RED SOX HISTORY

VICTORY	DATE	OPPONENT	SCORE	WINNING PITCHER
1	4/30/1901	at Philadelphia	8-6 (10)	Cy Young
100	6/5/1902	at Cleveland	3-2	Cy Young
500	7/21/1907	at Chicago	3-0 (G1)	George Winter
1,000	7/29/1913	vs. Chicago	2-0 (G1)	Rube Foster
2,000	7/19/1927	at Cleveland	6-5 (G2)	Slim Harriss
3,000	9/1/1941	vs. Washington	10-2 (G2)	Joe Dobson
4,000	7/5/1953	at Philadelphia	10-2	Mel Parnell
5,000	8/27/1966	at Baltimore	3-2	Jim Lonborg
6,000	5/6/1978	vs. Chicago	6-4	Bob Stanley
7,000	4/14/1990	vs. Milwaukee	4-3	Roger Clemens
8,000	5/8/2002	at Oakland	12-6	John Burkett

RED SOX EARLIEST/LATEST WIN DATES

WINS	EARLIEST	LATEST
20	5/3/1998 and 2003	7/16/1927 and 1932
30	5/20/2002	8/18/1932
40	6/6/2002	9/13/1925
50	6/25/1978	9/24/1927
55	7/6/1978	9/21/1929 and 1931*
60	7/16/1978	9/29/1923
65	7/21/1946	9/28/1960
70	7/30/1946	9/27/1905, 1920 and 1992
75	8/8/1946	10/7/1908
80	8/16/1946	10/1/1937, 1985; 10/5/2001**
85	8/24/1946	10/4/1972
90	8/30/1946	10/3/1904
95	9/4/1946	10/10/1904
100	9/21/1946	10/6/1915

*The 55th win of 1981 came on 9/23 of a season interrupted by a strike.

**The 2001 season was halted for 6 days due to the tragic events of 9/11.

WINNING AND LOSING STREAKS

LONGEST RED SOX SINGLE-SEASON WINNING STREAKS

STREAK	FROM	THROUGH	STREAK	FROM	THROUGH
15 games	4/25/1946 —	5/10/1946	10 games	7/14/1967 —	7/23/1967
13 games	7/18/1948 —	7/27/1948		5/21/1951 —	5/30/1951
12 games	6/16/2006 —	6/29/2006		5/20/1917 —	5/31/1917*
	8/3/1995 —	8/14/1995		8/28/1912 —	9/6/1912
	7/15/1988 —	7/25/1988	9 games	6/3/2011 —	6/12/2011
	5/29/1946 —	6/11/1946*		4/30/2002 —	5/9/2002
	7/4/1939 —	7/16/1939		8/22/1989 —	8/29/1989
	7/28/1937 —	8/8/1937*		8/24/1980 —	9/2/1980
11 games	4/15/2009 —	4/27/2009		6/9/1978 —	6/17/1978
	8/30/1986 —	9/10/1986		8/31/1948 —	9/9/1948
	7/28/1977 —	8/10/1977		6/4/1944 —	6/15/1944
	8/15/1950 —	8/25/1950		8/20/1942 —	8/26/1942
	9/13/1949 —	9/27/1949		6/7/1942 —	6/16/1942
	8/4/1909 —	8/18/1909		9/1/1919 —	9/11/1919
	5/28/1903 —	6/8/1903		6/15/1912 —	6/24/1912
10 games	8/24/2004 —	9/3/2004		7/12/1910 —	7/19/1910
	7/16/1993 —	7/25/1993		6/14/1901 —	6/22/1901
	8/24/1990 —	9/2/1990			
	7/7/1975 —	7/19/1975			

* plus one tie game within the streak

LONGEST RED SOX SINGLE-SEASON LOSING STREAKS

STREAK	FROM	THROUGH	STREAK	FROM	THROUGH
20 games	5/1/1906 —	5/24/1906	9 games	8/25/2001 —	9/4/2001
17 games	8/20/1926 —	9/7/1926		6/24/1977 —	7/3/1977
16 games	9/12/1907 —	10/2/1907**		8/2/1963 —	8/11/1963
15 games	6/21/1927 —	7/4/1927		9/23/1951 —	9/30/1951
14 games	5/17/1930 —	5/31/1930		8/18/1933 —	8/23/1933
11 games	6/8/1994 —	6/19/1994		6/18/1925 —	6/27/1925
	7/31/1932 —	8/10/1932		7/12/1924 —	7/21/1922
	7/25/1930 —	8/3/1930		7/27/1922 —	8/4/1922
10 games	4/29/1976 —	5/11/1976			
	5/14/1960 —	5/24/1960			
	9/17/1944 —	9/26/1944			
	8/12/1927 —	8/24/1927			

** plus 2 tie games within the streak

RED SOX CONSECUTIVE GAMES STREAKS

GAMES	PLAYER	FROM	THROUGH
832	Everett Scott*	6/20/1916 —	10/2/1921
535	Buck Freeman	7/27/1901 —	6/6/1905
475	Frank Malzone	5/21/1957 —	6/7/1960
448	Candy LaChance	4/19/1902 —	4/28/1905
413	Freddy Parent	4/26/1901 —	9/25/1903
408	Freddy Parent	5/23/1904 —	9/4/1906
380	Dwight Evans	10/4/1980 —	8/6/1983
360	Vern Stephens	4/19/1948 —	8/28/1950
352	Bobby Doerr	7/19/1942 —	8/22/1944
350	Carl Yastrzemski	7/27/1968 —	8/21/1970

*Overall Scott played in 1,307 consecutive games, including 4/12/22 to 5/5/25 with the Yankees.

ATTENDANCE RECORDS

10 LARGEST CROWDS SINCE 1967

Due to ballpark expansion since 2002, the seating capacity of Fenway Park has increased. Since 1967, the top 10 paid regular season attendances are:

ATTENDANCE	DATE	OPPONENT	RESULT
38,525	8/16/2011 (G1)	Tampa Bay	W3-1
38,477	8/4/2011	Cleveland	L3-7
38,422	6/21/2011	San Diego	L4-5
38,347	5/21/2009	Toronto	W5-1
38,329	7/27/2011	Kansas City	W12-5
38,304	8/17/2010	Los Angeles (AL)	W6-0
38,294	7/6/2009	Oakland	L0-6
38,278	8/16/2011 (G2)	Tampa Bay	L2-6
38,266	4/17/2009	Baltimore	W10-8
38,239	8/26/2011	Oakland	L5-15

ALL-TIME RECORD CROWDS

47,627	9/22/1935 (DH) vs. NYY
46,995	8/19/1934 (DH) vs. DET
46,766	8/12/1934 (DH) vs. NYY

ALL-TIME SINGLE-SEASON ATTENDANCE HIGHS

RANK	ATTENDANCE	YEAR
1.	3,062,699	2009
2.	3,054,001	2011
3.	3,048,248	2008
4.	3,046,444	2010
5.	2,971,025	2007
6.	2,930,588	2006
7.	2,847,888	2005
8.	2,837,304	2004
9.	2,724,162	2003
10.	2,650,063	2002

POST-WAR SINGLE-GAME RECORD (Reg. Season)

38,525	8/16/2011 vs. TB (G1 - day)
--------	-----------------------------

POSTSEASON SINGLE-GAME RECORD

39,067	10/5/2008 vs. LAA (ALDS G3 - night)
--------	-------------------------------------

NIGHT GAME RECORD

38,477	8/4/2011 vs. CLE
--------	------------------

OPENING DAY RECORD

37,440	4/4/2010 vs. NYY (night)
--------	--------------------------

TOP 5 AL ATTENDANCE RANKS SINCE 2002

2011	2010	2009	2008	2007
NY Yankees 3,653,680	NY Yankees 3,765,807	NY Yankees 3,674,495	NY Yankees 4,287,132	NY Yankees 4,271,083
MIN 3,168,107	LAA 3,250,756	LAA 3,240,374	LAA 3,336,747	LAA 3,365,632
LAA 3,166,321	MIN 3,223,640	BOS 3,062,699	DET 3,202,645	DET 3,047,139
BOS 3,054,001	BOS 3,046,444	DET 2,567,193	BOS 3,048,248	BOS 2,971,025
TEX 2,946,949	TEX 2,505,171	MIN 2,416,237	CWS 2,500,648	CWS 2,684,395

2006	2005	2004	2003	2002
NY Yankees 4,243,780	NY Yankees 4,090,692	NY Yankees 3,775,292	NY Yankees 3,465,585	SEA 3,540,658
LAA 3,406,790	LAA 3,404,686	ANA 3,375,677	SEA 3,268,864	NY Yankees 3,465,807
CWS 2,957,411	BOS 2,847,888	SEA 2,940,731	ANA 3,061,090	BAL 2,682,917
BOS 2,930,588	SEA 2,725,549	BOS 2,837,304	BOS 2,724,162	BOS 2,650,063
DET 2,595,937	BAL 2,624,740	BAL 2,747,573	BAL 2,454,523	CLE 2,616,940

RED SOX ROAD ATTENDANCE

The Red Sox drew 2,591,963 on the road in 81 dates in 2011, the 2nd highest total in the AL behind the Yankees (2,691,486). They averaged 32,000 per road game. It was the 45th straight year they topped one million on the road. The years they have drawn 2 million or more away from Fenway Park:

YEAR	ATTENDANCE	YEAR	ATTENDANCE	YEAR	ATTENDANCE
1978.....	2,183,113	1996.....	2,113,889	2005.....	3,054,438
1979.....	2,132,807	1997.....	2,139,097	2006.....	2,924,019
1986.....	2,266,765	1998.....	2,427,873	2007.....	3,130,043
1988.....	2,200,047	1999.....	2,395,593	2008.....	3,107,743
1989.....	2,394,851	2000.....	2,524,776	2009.....	2,743,392
1990.....	2,398,449	2001.....	2,700,811	2010.....	2,615,214
1991.....	2,331,280	2002.....	2,474,060	2011.....	2,591,963
1992.....	2,359,528	2003.....	2,443,539		
1993.....	2,542,249	2004.....	2,880,236		

ATTENDANCE RECORDS, CONTINUED

CROWDS OF 60,000 ON THE ROAD

There are 22 known regular-season and 3 postseason games that the Red Sox have played before a paid attendance of 60,000.

SINGLE-GAME HIGHS

ATTENDANCE	DATE	OPP.
75,997	8/26/1951	at CLE
74,747	5/16/1947	at NYY (n)
73,982	8/28/1949	at CLE
69,755	8/26/1948	at NYY
69,551	10/1/1949	at NYY
68,055	10/2/1949	at NYY
67,916	8/9/1958	at NYY
66,956	9/26/1949	at NYY
66,924	9/24/1950	at NYY
66,875	9/7/1949	at NYY
65,813	4/11/1992	at CLE

MOST RECENT (SINCE 1986)


ATTENDANCE	DATE	OPP.
61,068	9/1/2003	at PHI
60,960	6/22/2003	at PHI
65,813	4/11/1992	at CLE

DOUBLEHEADER HIGHS

ATTENDANCE	DATE	OPP.
81,841	5/30/1938	at NYY
73,728	5/3/1950	at NYY
73,599	7/17/1949	at CLE
71,513	7/30/1950	at CLE
63,876	7/4/1949	at NYY

POSTSEASON

ATTENDANCE	DATE	OPP.
64,223	10/12/1986	at CAL (ALCS)
64,223	10/11/1986	at CAL (ALCS)
64,206	10/10/1986	at CAL (ALCS)



Entering 2012, the Red Sox sold out a Major League-record 712 consecutive games dating back to 5/15/03.

INDIVIDUAL BATTING RECORDS

SINGLE SEASON

MOST AT-BATS	684, Nomar Garciaparra, 1997
MOST BASES ON BALLS, right-handed	119, Jimmie Foxx, 1938
MOST BASES ON BALLS, left-handed	162, Ted Williams, 1947, 1949
MOST BASES ON BALLS, switch-hitter	96, Jose Offerman, 1999
MOST BASES ON BALLS, intentional	33*, Ted Williams, 1957
HIGHEST BATTING AVERAGE, right-handed	372, Nomar Garciaparra, 2000
HIGHEST BATTING AVERAGE, left-handed	406, Ted Williams, 1941
HIGHEST BATTING AVERAGE, switch-hitter	326, Bill Mueller, 2003
MOST DOUBLES	67+, Earl Webb, 1931
MOST EXTRA-BASE HITS	92, Jimmie Foxx, 1938
MOST GAMES	163, Jim Rice, 1978
MOST GAMES HIT SAFELY	135++, Wade Boggs, 1985
MOST GROUNDED INTO DOUBLE PLAYS	36+, Jim Rice, 1984
MOST HIT BY PITCHER	35*, Don Baylor, 1986
MOST HITS, right-handed	213, Dustin Pedroia, 2008; Jim Rice, 1978
MOST HITS, left-handed	240, Wade Boggs, 1985
MOST HITS, switch-hitter	176, Reggie Smith, 1970
MOST HITS, consecutive	12++, Mike Higgins (plus 2 BB), 1938
MOST HITS, month	53, Dom DiMaggio (Aug. 1950); Johnny Pesky (Aug. 1946)
LONGEST HITTING STREAK	34, Dom DiMaggio, 1949
LONGEST HITTING STREAK, to start season	20, Eddie Bressoud, 1964
MOST MULTI-HIT GAMES	72, Wade Boggs, 1985
MOST MULTI-HIT GAMES, consecutive	9, Kevin Youkilis, 2007; Jim Rice, 1978; Roy Johnson, 1934
MOST HOME RUNS, right-hander	50, Jimmie Foxx, 1938
MOST HOME RUNS, left-hander	54, David Ortiz, 2006
MOST HOME RUNS, switch-hitter	34, Carl Everett, 2000
MOST HOME RUNS, home	35, Jimmie Foxx, 1938
MOST HOME RUNS, road	32**, David Ortiz, 2006
MOST HOME RUNS, month	14, David Ortiz (July, 2006); Jackie Jensen (June, 1958)
HIGHEST ON-BASE PERCENTAGE	553*, Ted Williams, 1941
LONGEST ON-BASE STREAK, consecutive PA	16+, Ted Williams, 9/17-23/57 (2 singles, 4 HR, 9 BB, 1 HBP)
LONGEST ON-BASE STREAK, consecutive games	84+, Ted Williams, 1949
MOST PLATE APPEARANCES	758, Wade Boggs, 1985
MOST RUNS	150, Ted Williams, 1949
MOST RUNS BATTED IN, right-hander	175, Jimmie Foxx, 1938
MOST RUNS BATTED IN, left-hander	159, Ted Williams, 1949
MOST RUNS BATTED IN, switch-hitter	108, Carl Everett, 2000
MOST RUNS BATTED IN, leadoff hitter	98, Nomar Garciaparra, 1997
MOST RUNS BATTED IN, consecutive games	12, Ted Williams (18 RBI), 1942; Joe Cronin (19 RBI), 1939
MOST RUNS BATTED IN, pinch-hitter	25++, Joe Cronin, 1943
MOST RUNS BATTED IN, back-to-back games	14, Rudy York, July 26-27, 1946
MOST SACRIFICE FLIES	12, Jackie Jensen, 1955, 1959; Jim Piersall, 1956
MOST SACRIFICE HITS	54, Jack Barry, 1917
MOST SINGLES	187, Wade Boggs, 1985
HIGHEST SLUGGING PERCENTAGE	735, Ted Williams, 1941
MOST STOLEN BASES	70, Jacoby Ellsbury, 2009
MOST STOLEN BASES, consecutive	20, Julio Lugo, 2007
MOST CAUGHT STEALING	31, Duffy Lewis, 1914
MOST STRIKEOUTS, right-hander	162, Jason Bay, 2009; Butch Hobson, 1977
MOST STRIKEOUTS, left-hander	154, Mo Vaughn, 1996, 1997
MOST STRIKEOUTS, switch-hitter	177+, Mark Bellhorn, 2004
FEWEST STRIKEOUTS (minimum 400 at-bats)	9, Stuffie McInnis, 1921
MOST TOTAL BASES	406, Jim Rice, 1978
MOST TRIPLES	22, Tris Speaker, 1913

SINGLE SEASON ROOKIE

MOST AT-BATS	684, Nomar Garciaparra, 1997
MOST BASES ON BALLS	107*, Ted Williams, 1939
MOST BASES ON BALLS, intentional	13, George Scott, 1966
HIGHEST BATTING AVERAGE	342, Patsy Dougherty, 1902
MOST DOUBLES	47*, Fred Lynn, 1975

+ML record (since 1900) ++tied for ML record *AL record **tied for AL record

INDIVIDUAL BATTING RECORDS, CONTINUED

MOST EXTRA-BASE HITS	86, Ted Williams, 1939
MOST GAMES	162, George Scott, 1966
MOST HITS	209, Nomar Garciaparra, 1997
LONGEST HITTING STREAK	30* games, Nomar Garciaparra, 1997
MOST HOME RUNS	34, Walt Dropo, 1950
HIGHEST ON-BASE PERCENTAGE436, Ted Williams, 1939
MOST RUNS	131, Ted Williams, 1939
MOST RUNS BATTED IN	145+, Ted Williams, 1939
MOST SINGLES	165, Johnny Pesky, 1942
HIGHEST SLUGGING PERCENTAGE609, Ted Williams, 1939
MOST STOLEN BASES	50, Jacoby Ellsbury , 2008
MOST STRIKEOUTS	152, George Scott, 1966
FEWEST STRIKEOUTS (minimum 400 at-bats)	20, Tony Lupien, 1942
MOST TOTAL BASES	365, Nomar Garciaparra, 1997
MOST TRIPLES	17, Russ Scarritt, 1929

SINGLE GAME

MOST TIMES FACED PITCHER, 9 innings	8++, Clyde Vollmer, 6/8/1950 vs. STL
MOST TIMES FACED PITCHER, no at-bats	6++, Jimmie Foxx, 6/16/1938 (6 BB) at STL
MOST RUNS	6++, Spike Owen, 8/21/1986 at CLE; Johnny Pesky, 5/8/1946 vs. CWS
MOST HITS, 9 innings	6**, Jimmy Piersall, 6/10/1953-G1 (2B, 5 1B) at STL
MOST HITS, extra innings	6, Nomar Garciaparra, 6/21/2003 (6 1B), 13 inn. at PHI; Jerry Remy, 9/3/1981 (6 1B); 20 inn. vs. SEA; Pete Runnels, 8/30/1960-G1 (2B, 5 1B) 15 inn. vs. DET
MOST HITS IN A DOUBLEHEADER (not a day-night DH)	9, Pete Runnels, 8/30/1960 (25 inn.) vs. DET
MOST CONSECUTIVE HITS, to start career	6+, Ted Cox, 9/18-19/1977
MOST HITS IN ML DEBUT, 9 innings	4++, Ted Cox, 9/18/1977 at BAL
MOST HITS BY PITCHER	5++, Babe Ruth, 5/9/1918 at WAS (1B, 3 2B, 3B)
MOST SINGLES, 9 innings	5, 10 times, last Johnny Damon, 7/6/2004 vs. OAK
MOST SINGLES, extra innings	6, Nomar Garciaparra, 6/21/2003, 13 inn. at PHI; Jerry Remy, 9/3-4/1981, 20 inn. vs. SEA
MOST DOUBLES	4++, Victor Martinez, 6/1/2010 vs. OAK; Rick Miller, 5/11/1981 at TOR; Orlando Cepeda, 8/8/1973 at KC; Al Zarilla, 6/8/1950 vs. STL; Billy Werber, 7/17/1935-G1 vs. CLE
MOST CONSECUTIVE DOUBLES	4++, Victor Martinez, 6/1/2010 vs. OAK; Billy Werber, 7/17/1935, G1, vs. CLE
MOST TRIPLES	3++, Patsy Dougherty, 9/5/1903 vs. PHA
MOST TOTAL BASES	16**, Fred Lynn, 6/18/1975 at DET
MOST RBI	10, Nomar Garciaparra, 5/10/1999 vs. SEA; Fred Lynn, 6/18/1975 at DET; Norm Zauchin, 5/27/1955 vs. WAS; Rudy York, 7/27/1946 at STL
MOST RBI, all of club's runs	9+, Mike Greenwell, 9/2/1996 at SEA (10 inn.)
MOST WALKS	6++, Jimmie Foxx, 6/16/1938 at STL
MOST INTENTIONAL WALKS, 9 innings	3**, Adrian Gonzalez , 9/28/2011 at BAL; David Ortiz , 7/6/2010 at TB; Wade Boggs, 4/10/1990 vs. DET; Carl Yastrzemski, 4/17/1968 vs. CWS
MOST INTENTIONAL WALKS, extra innings	4**, Manny Ramirez, 6/5/2001 vs. DET (18 inn.)
MOST STRIKEOUTS, 9 innings	5++, Phil Plantier, 10/1/1991 vs. DET; Ray Jarvis, 4/20/1969 vs. CLE
MOST STRIKEOUTS, extra innings	6++, Cecil Cooper, 6/14/1974 at CAL
MOST SACRIFICE HITS	4++, Jack Barry, 8/21/1916 vs. CLE
MOST STOLEN BASES	4, Jacoby Ellsbury , 8/9/2010 at NYY; Jerry Remy, 6/14/1980 at CAL
MOST RUNNERS LEFT ON BASE	12, David Ortiz , 5/14/2009 vs. at LAA (12 inn.); Trot Nixon, 6/12/2003 vs. STL (13 inn.)

SINGLE INNING

MOST TIMES FACED PITCHER	3++, Johnny Damon, 6/27/2003 (1st) vs. FLA; Sammy White, Gene Stephens, Tom Umphlett, Johnny Lipon and George Kell, 6/18/1953 (7th) vs. DET; Ted Williams, 7/4/1948 (7th) vs. PHA
MOST RUNS	3++, Sammy White, 6/18/1953 (7th) vs. DET
MOST HITS	3++, Johnny Damon, 6/27/2003 (1st) vs. FLA; Gene Stephens, 6/18/1953 (7th) vs. DET
MOST DOUBLES	2++, Mo Vaughn, 6/21/1994 (1st) at TOR; Jody Reed, 9/8/1991 (3rd) vs. SEA; Joe Cronin, 8/3/1939 (8th) vs. CLE; Grove Hartley, 5/28/1927 (5th) vs. PHA (G1); Hal Janvrin, 6/9/1914 (6th) at CLE; Joe Wood, 7/4/1913 (4th) vs. PHA (G1); Ben Beville, 6/2/1901 (9th) at MIL;
MOST HOME RUNS	2++, David Ortiz, 8/12/2008 (1st) vs. TEX; Nomar Garciaparra, 7/23/2002 (3rd) vs. TB (G1) Ellis Burks, 8/27/1990 (4th) at CLE; Bill Regan, 6/16/1928 (4th) vs. CWS;
MOST PINCH HITS	2++, Russ Nixon, 5/4/1962 vs. CWS (4th)
MOST WALKS	2++, David Ortiz, 6/18/2010 vs. LAD (5th); Bobby Doerr and Ted Williams, 7/4/1948 vs. PHA (7th);
MOST RBI	6, David Ortiz , 8/12/2008 (1st) vs. TEX; Carlos Quintana, 7/30/1991 (3rd) vs. TEX; Tom McBride, 8/4/1945 (4th) at WAS (G2)

+ML record (since 1900) ++tied for ML record *AL record **tied for AL record

CLUB BATTING RECORDS

SINGLE SEASON

MOST CONSECUTIVE DAYS IN FIRST PLACE.....	166, 2007
MOST AT-BATS	5,781+ in 1997 (162 games)
MOST RUNS	1,027 in 1950 (154 games)
FEWEST RUNS	463 in 1906 (155 games)
MOST 20-RUN GAMES.....	3++, 1950
MOST RUNS, TWO CONSECUTIVE GAMES.....	49+, vs. STL, 6/7-8/1950
MOST RUNS, THREE CONSECUTIVE GAMES	56+, vs. STL, 6/7-9/1950
MOST RUNS, FOUR CONSECUTIVE GAMES	65+, 6/5-8/1950
MOST CONSECUTIVE GAMES, 10 OR MORE RUNS.....	4, 8/24-26/2007; 6/2-5/1950; 6/20-22/1912; 6/14-17/1901
MOST HITS	1,684 in 1997 (162 games); 1,665 in 1950 (154 games)
FEWEST HITS	990 in 1918 (126 games); 1,179 in 1905 (153 games)
MOST SINGLES.....	1,156 in 1950 (154 games)
MOST DOUBLES	373 in 2004 (162 games), 1997 (162 games)
MOST PLAYERS WITH 30 DOUBLES.....	8++, 2003
MOST TRIPLES.....	113* in 1903 (141 games)
MOST HOME RUNS	238 in 2003 (162 games)
MOST EXTRA-BASE HITS	649+ in 2003 (162 games)
MOST TOTAL BASES	2,832+ in 2003 (162 games)
MOST SACRIFICE FLIES	64 in 2003 (162 games)
MOST PLAYERS WITH 80 RBI.....	8+ in 2003
MOST STOLEN BASES.....	215 in 1909 (152 games)
BEST STOLEN BASE PERCENTAGE	80.0 in 2010 (68 SB/17 CS), 2007 (96 SB/24 CS)
LEAST CAUGHT STEALING	12 in 2005 (57 atts.)
MOST BASES ON BALLS	835+ in 1949 (155 games)
MOST STRIKEOUTS	1,189 in 2004 (162 games)
FEWEST STRIKEOUTS	282*, 1901 (138 games)
MOST HIT BY PITCHER.....	77 in 1909 (152 games)
FEWEST HIT BY PITCHER.....	10 in 1940 (154 games)
MOST RBI.....	974 in 1950 (154 games)
HIGHEST BATTING AVERAGE302 in 1950 (154 games)
LOWEST BATTING AVERAGE234 in 1905 (153 games)
HIGHEST SLUGGING PERCENTAGE491+ in 2003 (162 games)
LOWEST SLUGGING PERCENTAGE292 in 1907 (155 games)
MOST GROUNDED INTO DOUBLE PLAY	174+ in 1990 (162 games)
FEWEST GROUNDED INTO DOUBLE PLAY	87 in 1994 (115 games); 94 in 1942 (152 games)
MOST LEFT ON BASE	1,308 in 1989 (162 games); 1,305 in 1948 (155 games)
FEWEST LEFT ON BASE	1,015 in 1929 (155 games)
MOST .300 HITTERS (AL qualifiers)	6 in 1938
MOST PLAYERS WITH 100 HITS.....	9 in 2007, 2003, 1999, 1991, 1984
MOST TIMES SHUTOUT	28 in 1906
FEWEST TIMES SHUTOUT	1 in 1995

SINGLE GAME

LONGEST 9 INNING GAME, by time.....	4:45+, 8/18/2006 (G2) vs. NYY
LONGEST GAME, by time.....	6:35 (18 inn.), 8/25/2001 at TEX
MOST TIMES FACED PITCHER, 9 innings.....	64, 6/8/1950 vs. STL
MOST RUNS	BOS 29, STL 4, 6/8/1950
MOST RUNS, both clubs.....	36*, BOS (19) vs. TEX (17), 8/12/2008; BOS (22) at PHA (14), 6/29/1950
MOST RUNS, shutout	BOS 19, PHA 0, 4/30/1950
LARGEST DEFICIT OVERCOME TO WIN.....	11, 8/28/1950 vs. CLE, down 12-1, won 15-14
MOST SPECTACULAR RALLY TO WIN	down 12-5, one on and one out in 9th, 6/18/1961 (G1) vs. WAS, won 13-12
MOST RUNS, first inning	14**, 6/27/2003 vs. FLA, won 25-8
MOST RUNS, before first out in first inning.....	10+, 6/27/2003 vs. FLA,
MOST HITS	28, 6/27/2003 vs. FLA; 6/8/1950 vs. STL
MOST HITS, both clubs.....	45**, PHA 27, BOS 18, 7/8/1902
MOST CONSECUTIVE HITS	10**, 6/27/2003 vs. FLA (1st); 6/2/1901 vs. MIL (9th)
MOST PLAYERS WITH 4 OR MORE HITS	4**, 9/20/2005 at TB; 6/8/1950 vs. STL
MOST SINGLES.....	24, 6/18/1953 vs. DET
MOST SINGLES, both clubs.....	36++, CWS 21, BOS 15, 8/15/1922
MOST DOUBLES	12**, 7/29/1990 at DET
MOST RUNNERS LOB, 9 innings.....	19, 5/2/1971 vs. MIN-G2, won 9-8
MOST RUNNERS LOB, extra innings.....	22, 8/22/1951 at STL (13 inn.), won 3-1
MOST RUNNERS LOB, 9 inning shutout	14, 5/16/1988 vs. OAK (L, 3-0); 5/2/1988 vs. KC (L, 2-0)


+ML record (since 1900) ++tied for ML record *AL record **tied for AL record

CLUB BATTING RECORDS, CONTINUED

MOST STOLEN BASES.....	8, 9/29/1940-G2 vs. PHA (8 inn.); 7/4/1913 vs. PHA
MOST TOTAL BASES.....	60+, 6/8/1950 vs. STL
MOST EXTRA-BASE HITS.....	17+, 6/8/1950 vs. STL
MOST PINCH HITS.....	4**, 9/8/1995 at NYY
MOST RBI.....	29, 6/8/1950 vs. STL
MOST STRIKEOUTS, 9 innings.....	19, 8/12/1974 at CAL
MOST WALKS, 9 innings.....	15, 5/7/1992 at CWS, (L, 6-7); 6/16/1961 vs. WAS, (W, 14-9); 7/7/1949 at WAS (W, 8-4); 5/18/1946 at STL (W, 18-8); 4/29/1924 at WAS (W, 15-6)
MOST WALKS, extra innings.....	20+, 9/17/1920 at DET (12 inn.), lost 14-13
MOST BATTERS WALKED, none scored.....	13, 5/18/1986 vs. TEX
MOST GROUNDED INTO DOUBLE PLAYS, 9 innings.....	6**, 7/18/1990 vs. MIN; 4/13/1984 vs. DET; 5/1/1966, vs. CAL-G1
MOST HIT INTO TRIPLE PLAYS.....	2+, 7/17/1990 vs. MIN
MOST PLAYERS USED IN 9-INNING GAME, both clubs.....	46+, 10/2/2005 vs. NYY (NYY 24, BOS 22)

SINGLE INNING

MOST PLATE APPEARANCES.....	23+, 6/18/1953 vs. DET (7th)
MOST RUNS.....	17*, 6/18/1953 vs. DET (7th)
MOST RUNS, none out.....	12++, 5/7/2009 vs. CLE (6th)
MOST RUNS, with 2 out.....	11, 8/21/1986 at CLE (6th)
MOST RUNS, with 2 out, none on.....	9, 6/2/1901 vs. MIL (9th)
MOST HITS.....	14*, 6/18/1953 vs. DET (7th)
MOST SINGLES.....	11*, 6/18/1953 vs. DET (7th)
MOST CONSECUTIVE HITS.....	10*, 6/27/2003 vs. FLA (1st, BB); 6/2/1901 vs. MIL (9th)
MOST BATTERS REACHING BASE.....	20+, 6/18/1953 vs. DET (7th)
MOST BATTERS REACHING BASE, consecutive.....	12, 6/23/1952 vs. DET (4th)
MOST DOUBLES.....	5, 6/1/2003 at TOR (3rd); 6/21/1994 at TOR (1st)
MOST TRIPLES.....	4, 5/6/1934 vs. DET (4th)
MOST TRIPLES, consecutive.....	4+, 5/6/1934 vs. DET (4th)
MOST TOTAL BASES.....	25, 9/24/1940 at PHA (G1) (6th)
MOST EXTRA-BASE HITS.....	7, 9/24/1940 at PHA (G1) (6th)
MOST PINCH HITS.....	4++, 9/8/1995 at NYY (8th)



Carl Yastrzemski holds all-time Red Sox records in games, runs, hits, doubles, RBI, extra-base hits and total bases.

SINGLE-SEASON BATTING LEADERS

GAMES

1. Rice.....	*163, 1978
2. Buckner.....	162, 1985
Evans.....	†162, 1984
Evans.....	†162, 1982
Yastrzemski.....	†162, 1969
Scott.....	162, 1966
7. Vaughn.....	161, 1996
Boggs.....	161, 1985
Yastrzemski.....	161, 1970
Yastrzemski.....	161, 1967

HITS

1. Boggs.....	*240, 1985
2. Speaker.....	222, 1912
3. Boggs.....	214, 1988
4. Gonzalez.....	†213, 2011
Pedroia.....	†213, 2008
Rice.....	*213, 1978
7. Ellsbury.....	212, 2011
8. Boggs.....	210, 1983
9. Garciaparra.....	*209, 1997
10. Pesky.....	*208, 1946

HOME RUNS

1. Ortiz.....	*54, 2006
2. Foxx.....	50, 1938
3. Ortiz.....	47, 2005
4. Rice.....	*46, 1978
5. M. Ramirez.....	45, 2005
6. Vaughn.....	44, 1996
Yastrzemski.....	144, 1967
8. M. Ramirez.....	*43, 2004
Armas.....	*43, 1984
T. Williams.....	*43, 1949

BATTING AVG.

1. T. Williams.....	*.406, 1941
2. T. Williams.....	*.388, 1957
3. Speaker.....	.383, 1912
4. Garciaparra.....	*.372, 2000
5. Alexander.....	*.372, 1932
6. T. Williams.....	*.369, 1948
7. Boggs.....	*.368, 1985
8. Boggs.....	*.366, 1988
9. Speaker.....	.365, 1913
10. Boggs.....	*.363, 1987

STOLEN BASES

1. Ellsbury.....	*70, 2009
2. T. Harper.....	*54, 1973
3. Speaker.....	52, 1912
4. Ellsbury.....	*50, 2008
5. Speaker.....	46, 1913
6. O. Nixon.....	42, 1994
Speaker.....	42, 1914
8. Werber.....	*40, 1934
Hooper.....	40, 1910
10. Ellsbury.....	39, 2011

MULTI-HIT GAMES

1. Boggs.....	*72, 1985
2. Rice.....	*69, 1978
3. Garciaparra.....	*68, 1997
Boggs.....	*68, 1983
5. Gonzalez.....	*66, 2011
T. Williams.....	66, 1940
7. Garciaparra.....	65, 2000
Pesky.....	65, 1942
9. 3 tied.....	64

AT-BATS

1. Garciaparra.....	*684, 1997
2. Rice.....	*677, 1978
3. Buckner.....	673, 1985
4. Burleson.....	*663, 1977
5. Cramer.....	*661, 1940
6. Ellsbury.....	660, 2011
7. Garciaparra.....	658, 2003
Cramer.....	*658, 1938
9. Rice.....	657, 1984
10. 2 tied.....	653

DOUBLES

1. Webb.....	*67, 1931
2. Garciaparra.....	†56, 2002
3. Pedroia.....	*54, 2008
4. Speaker.....	*53, 1912
5. Ortiz.....	52, 2007
6. Garciaparra.....	51, 2000
Boggs.....	*51, 1989
Cronin.....	*51, 1938
9. Beltré.....	*49, 2010
10. Pedroia.....	48, 2009

RUNS BATTED IN

1. Foxx.....	*175, 1938
2. V. Stephens.....	†159, 1949
T. Williams.....	†159, 1949
4. Ortiz.....	*148, 2005
5. T. Williams.....	*145, 1939
6. Ramirez.....	144, 2005
Dropo.....	†144, 1950
V. Stephens.....	†144, 1950
9. Vaughn.....	143, 1996
Foxx.....	143, 1936

ON-BASE PCT.

1. T. Williams.....	*.553, 1941
2. T. Williams.....	*.526, 1957
3. T. Williams.....	*.499, 1942
4. T. Williams.....	*.499, 1947
5. T. Williams.....	*.497, 1946
6. T. Williams.....	*.497, 1948
7. T. Williams.....	*.490, 1949
8. T. Williams.....	*.479, 1956
9. Boggs.....	*.476, 1988
10. 3 tied.....	.464

EXTRA-BASE HITS

1. Foxx.....	*92, 1938
2. Ortiz.....	*91, 2004
3. Ortiz.....	*88, 2007
Ortiz.....	*88, 2005
5. Ramirez.....	87, 2004
6. Rice.....	*86, 1978
T. Williams.....	*86, 1939
8. Ortiz.....	85, 2006
Garciaparra.....	85, 2002
Garciaparra.....	85, 1997
T. Williams.....	*85, 1949

PINCH HITS

1. Cronin.....	*18, 1943
2. R. Miller.....	16, 1983
D. Williams.....	*16, 1963
4. R. Miller.....	14, 1984
L. Green.....	14, 1966
6. D. Jones.....	*13, 1967
D. Jones.....	13, 1966
Finney.....	13, 1939
B. Miller.....	*13, 1935
10. 2 tied.....	12

RUNS

1. T. Williams.....	*150, 1949
2. T. Williams.....	*142, 1946
3. T. Williams.....	*141, 1942
4. Foxx.....	139, 1938
5. Speaker.....	136, 1912
6. T. Williams.....	*135, 1941
7. T. Williams.....	*134, 1940
8. DiMaggio.....	*131, 1950
T. Williams.....	131, 1939
10. 2 tied.....	130

TRIPLES

1. Speaker.....	22, 1913
2. Freeman.....	20, 1903
3. L. Gardner.....	19, 1914
Freeman.....	†19, 1904
C. Stahl.....	†19, 1904
Freeman.....	19, 1902
7. Speaker.....	18, 1914
L. Gardner.....	18, 1912
9. Scarritt.....	17, 1929
Hooper.....	17, 1920

WALKS

1. T. Williams.....	*162, 1949
T. Williams.....	*162, 1947
3. T. Williams.....	*156, 1946
4. T. Williams.....	*147, 1941
5. T. Williams.....	*145, 1942
6. T. Williams.....	*144, 1951
7. T. Williams.....	*136, 1954
8. Yastrzemski.....	128, 1970
9. T. Williams.....	*126, 1948
10. Boggs.....	*125, 1988

SLUGGING PCT.

1. T. Williams.....	*.735, 1941
2. T. Williams.....	*.731, 1957
3. Foxx.....	*.704, 1938
4. Foxx.....	*.694, 1939
5. T. Williams.....	*.667, 1946
6. Ruth.....	*.657, 1919
7. T. Williams.....	*.650, 1949
8. T. Williams.....	*.648, 1942
9. Ramirez.....	.647, 2002
10. Lynn.....	*.637, 1979

TOTAL BASES

1. Rice.....	*406, 1978
2. Foxx.....	*398, 1938
3. Rice.....	*382, 1977
4. Vaughn.....	370, 1996
5. Rice.....	*369, 1979
Foxx.....	369, 1936
7. T. Williams.....	*368, 1949
8. Garciaparra.....	365, 1997
9. Ellsbury.....	*364, 2011
10. Ortiz.....	363, 2005

INTENTIONAL WALKS

1. T. Williams.....	*33, 1957
2. Ramirez.....	*28, 2003
3. Ramirez.....	*25, 2001
Boggs.....	*25, 1991
5. Ortiz.....	23, 2006
Vaughn.....	23, 1993
7. Gonzalez.....	20, 2011
Garciaparra.....	*20, 2000
Vaughn.....	*20, 1994
10. 5 tied.....	19

* led league † tied for league lead **376 AB for Red Sox but led AL at .367 overall

CAREER BATTING LEADERS

GAMES

1. Yastrzemski.....	3,308
2. Evans.....	2,505
3. T. Williams.....	2,292
4. Rice.....	2,089
5. Doerr.....	1,865
6. Hooper.....	1,646
7. Boggs.....	1,625
8. Petrocelli.....	1,553
9. Varitek.....	1,546
10. DiMaggio.....	1,399
11. Malzone.....	1,359
12. Ortiz.....	1,287
13. Greenwell.....	1,269
14. G. Scott.....	1,192
15. Du. Lewis.....	1,184
16. Goodman.....	1,177
17. Cronin.....	1,134
18. Gardner.....	1,123
19. R. Miller.....	1,101
20. E. Scott.....	1,096

HITS

1. Yastrzemski.....	3,419
2. T. Williams.....	2,654
3. Rice.....	2,452
4. Evans.....	2,373
5. Boggs.....	2,098
6. Doerr.....	2,042
7. Hooper.....	1,707
8. DiMaggio.....	1,680
9. Malzone.....	1,454
10. Greenwell.....	1,400
11. Ortiz.....	1,367
12. Petrocelli.....	1,352
13. Goodman.....	1,344
14. Speaker.....	1,328
15. Varitek.....	1,307
16. Garciaparra.....	1,281
17. Pesky.....	1,277
18. Du. Lewis.....	1,248
19. Ramirez.....	1,232
20. Cronin.....	1,168

HOME RUNS

1. T. Williams.....	521
2. Yastrzemski.....	452
3. Rice.....	382
4. Evans.....	379
5. Ortiz.....	320
6. Ramirez.....	274
7. Vaughn.....	230
8. Doerr.....	223
9. Foss.....	222
10. Petrocelli.....	210
11. Varitek.....	193
12. Garciaparra.....	178
13. Jensen.....	170
14. T. Conigliaro.....	162
15. Fisk.....	162
16. G. Scott.....	154
17. R. Smith.....	149
18. T. Nixon.....	133
19. Malzone.....	131
20. Greenwell.....	130

AT-BATS

1. Yastrzemski.....	11,988
2. Evans.....	8,726
3. Rice.....	8,225
4. T. Williams.....	7,706
5. Doerr.....	7,093
6. Hooper.....	6,270
7. Boggs.....	6,213
8. DiMaggio.....	5,640
9. Petrocelli.....	5,390
10. Malzone.....	5,273
11. Varitek.....	5,099
12. Ortiz.....	4,738
13. Greenwell.....	4,623
14. Goodman.....	4,399
15. Du. Lewis.....	4,325
16. G. Scott.....	4,234
17. Pesky.....	4,085
18. Burleson.....	4,064
19. Garciaparra.....	3,968
20. Ramirez.....	3,953

DOUBLES

1. Yastrzemski.....	646
2. T. Williams.....	525
3. Evans.....	474
4. Boggs.....	422
5. Doerr.....	381
6. Rice.....	373
7. Ortiz.....	348
8. DiMaggio.....	308
9. Varitek.....	306
10. Garciaparra.....	279
11. Greenwell.....	275
12. Cronin.....	270
13. Valentin.....	266
14. Ramirez.....	256
15. Du. Lewis.....	254
16. Goodman.....	248
17. Hooper.....	246
18. Speaker.....	241
19. Petrocelli.....	237
20. Malzone.....	234

RUNS BATTED IN

1. Yastrzemski.....	1,844
2. T. Williams.....	1,839
3. Rice.....	1,451
4. Evans.....	1,346
5. Doerr.....	1,247
6. Ortiz.....	1,028
7. Ramirez.....	868
8. Foss.....	788
9. Petrocelli.....	773
10. Varitek.....	757
11. Vaughn.....	752
12. Cronin.....	737
13. Jensen.....	733
14. Greenwell.....	726
15. Malzone.....	716
16. Garciaparra.....	690
17. Boggs.....	687
18. Du. Lewis.....	629
19. DiMaggio.....	618
20. Fisk.....	568

RUNS

1. Yastrzemski.....	1,816
2. T. Williams.....	1,798
3. Evans.....	1,435
4. Rice.....	1,249
5. Doerr.....	1,094
6. Boggs.....	1,067
7. DiMaggio.....	1,046
8. Hooper.....	988
9. Ortiz.....	844
10. Pesky.....	776
11. Ramirez.....	743
12. Foss.....	721
13. Garciaparra.....	709
14. Speaker.....	703
15. Goodman.....	688
16. Varitek.....	664
17. Greenwell.....	657
18. Petrocelli.....	653
19. Cronin.....	645
20. Malzone.....	641

TRIPLES

1. Hooper.....	130
2. Speaker.....	106
3. Freeman.....	90
4. Doerr.....	89
5. Gardner.....	87
6. Rice.....	79
7. Ferris.....	77
8. Evans.....	72
9. T. Williams.....	71
10. J. Collins.....	65
11. Parent.....	63
12. Du. Lewis.....	62
13. C. Stahl.....	62
14. Yastrzemski.....	59
15. DiMaggio.....	57
16. Todt.....	56
17. Garciaparra.....	50
18. J. Stahl.....	50
19. Boggs.....	47
20. He. Wagner.....	47

WALKS

1. T. Williams.....	2,021
2. Yastrzemski.....	1,845
3. Evans.....	1,337
4. Boggs.....	1,004
5. Hooper.....	826
6. Doerr.....	809
7. Ortiz.....	769
8. DiMaggio.....	750
9. Rice.....	670
10. Petrocelli.....	661
11. Ramirez.....	636
12. Foss.....	624
13. Varitek.....	614
14. Cronin.....	585
15. Jensen.....	585
16. Pesky.....	581
17. Goodman.....	561
18. Vaughn.....	519
19. Youkilis.....	480
20. Greenwell.....	460

BATTING AVG. (1,500 AB)

1. T. Williams.....	344
2. Boggs.....	338
3. Speaker.....	337
4. Garciaparra.....	323
5. Runnels.....	320
6. Foxx.....	320
7. R. Johnson.....	313
8. Pesky.....	313
9. Ramirez.....	312
10. Lynn.....	308
11. Goodman.....	306
12. Pedroia.....	305
13. Vaughn.....	304
14. Greenwell.....	303
15. Cramer.....	302
16. R. Ferrell.....	302
17. Ellsberry.....	301
18. Finney.....	301
19. Cronin.....	300
20. Rice.....	298

STOLEN BASES

1. Hooper.....	300
2. Speaker.....	267
3. Ellsberry.....	175
4. Yastrzemski.....	168
5. He. Wagner.....	141
6. Gardner.....	134
7. Parent.....	129
8. T. Harper.....	107
Werber.....	107
10. C. Stahl.....	105
11. J. Collins.....	102
Du. Lewis.....	102
13. DiMaggio.....	100
14. Damon.....	98
Remy.....	98
16. Burks.....	95
Jensen.....	95
18. Garciaparra.....	84
R. Smith.....	84
20. Pedroia.....	82

ON-BASE PCT. (1,500 AB)

1. T. Williams.....	482
2. Foxx.....	429
3. Boggs.....	428
4. Speaker.....	414
5. Ramirez.....	411
6. Runnels.....	408
7. Pesky.....	401
8. Vaughn.....	394
9. Cronin.....	394
10. R. Ferrell.....	394
11. Youkilis.....	391
12. Ortiz.....	387
13. R. Johnson.....	386
14. Goodman.....	386
15. DiMaggio.....	383
16. Lynn.....	383
17. Yastrzemski.....	379
18. Jensen.....	374
19. Flagstead.....	374
20. Pedroia.....	373

EXTRA-BASE HITS

1. Yastrzemski.....	1,157
2. T. Williams.....	1,117
3. Evans.....	925
4. Rice.....	834
5. Doerr.....	693
6. Ortiz.....	681
7. Boggs.....	554
8. Ramirez.....	537
9. Varitek.....	513
10. Garciaparra.....	507
11. Petrocelli.....	469
12. DiMaggio.....	452
13. Foxx.....	448
14. Greenwell.....	443
15. Vaughn.....	439
16. Cronin.....	433
17. Hooper.....	406
18. Valentin.....	404
19. Fisk.....	402
20. 3 tied.....	386

SLUGGING PCT. (1,500 AB)

1. T. Williams.....	634
2. Foxx.....	605
3. Ramirez.....	588
4. Ortiz.....	570
5. Garciaparra.....	553
6. Vaughn.....	542
7. Lynn.....	520
8. Rice.....	502
9. Youkilis.....	492
10. V. Stephens.....	492
11. Daubach.....	488
12. T. Conigliaro.....	488
13. Cronin.....	484
14. Speaker.....	482
15. Fisk.....	481
16. Armas.....	480
17. T. Nixon.....	478
18. Jensen.....	478
19. Evans.....	473
20. R. Smith.....	471

TOTAL BASES

1. Yastrzemski.....	5,539
2. T. Williams.....	4,884
3. Rice.....	4,129
4. Evans.....	4,128
5. Doerr.....	3,270
6. Boggs.....	2,869
7. Ortiz.....	2,701
8. DiMaggio.....	2,363
9. Ramirez.....	2,324
10. Hooper.....	2,303
11. Petrocelli.....	2,263
12. Varitek.....	2,220
13. Garciaparra.....	2,194
14. Greenwell.....	2,141
15. Malzone.....	2,123
16. Vaughn.....	2,074
17. Foxx.....	1,988
18. Speaker.....	1,898
19. Cronin.....	1,883
20. Fisk.....	1,856

ANNUAL BATTING LEADERS

YEAR	BATTING AVERAGE	RUNS	HITS	DOUBLES
2011	Pedroia .338	Elisburys .119	Gonzalez .213	Elisburys .46
2010	Beltre .321	Scutaro .92	Beltre .189	Beltre .49
2009	Youkilis .305	Pedroia .115	Elisburys .188	Pedroia .48
2008	Pedroia .326	Pedroia .115	Pedroia .213	Pedroia .54
2007	Ortiz .322	Ortiz .115	Lowell .191	Ortiz .52
2006	Ramirez .321	Ortiz .115	Lowell .181	Lowell .47
2005	Damon .316	Ortiz .119	Damon .197	Ortiz .47
2004	Ramirez .308	Damon .123	Damon .189	Ortiz .47
2003	Mueller .326	Garcia .120	Garcia .198	Mueller .45
2002	Ramirez .349	Damon .108	Garcia .197	Garcia .56
2001	Ramirez .332	T. Nixox .162	Ramirez .197	Ramirez .53
2000	Garcia .372	Garcia .104	Garcia .197	Garcia .51
1999	Garcia .357	Offerman .107	Garcia .190	Garcia .44
1998	Vaughn .337	Valentin .113	Vaughn .205	Valentin .42
1997	Jefferson .319	Garcia .112	Garcia .209	Valentin .47
1996	Vaughn .326	Vaughn .118	Vaughn .207	Jefferson .30
1995	Nachring .307	Valentin .108	Vaughn .165	Valentin .37
1994	Vaughn .310	Vaughn .65	Vaughn .122	Valentin .26
1993	Greenwell .315	Vaughn .86	Greenwell .170	Valentin .40
1992	Brunansky .266	Reed .64	Reed .136	Brunansky .31
1991	Boggs .332	Boggs .93	Boggs .181	Boggs, Reed .42
1990	Boggs .302	Boggs, Burks .89	Boggs .187	Reed .55
1989	Boggs .330	Boggs .113	Boggs .205	Boggs .51
1988	Boggs .366	Boggs .128	Boggs .214	Boggs .45
1987	Boggs .363	Evans .109	Boggs .200	Boggs .40
1986	Boggs .357	Boggs .107	Boggs .207	Boggs .47
1985	Boggs .368	Evans .110	Burke .240	Burke .46
1984	Boggs .325	Evans .121	Boggs .203	Evans .37
1983	Boggs .361	Boggs .100	Boggs .210	Boggs .44
1982	Rice .339	Evans .122	Evans, Remy .178	Evans .37
1981	Lansford .306	Evans .134	Lansford .179	Lansford .23
1980	Rice .394	Evans .89	Burleson .179	Evans .37
1979	Lynn .333	Rice .117	Rice .201	Lynn .42
1978	Rice .315	Rice .121	Rice .213	Fisk .39
1977	Rice .320	Fisk .106	Rice .206	Burleson .36
1976	Lynn .314	Fisk, Lynn .76	Rice .164	Rice .37
1975	Lynn .331	Lynn .103	Lynn .175	Lynn .47
1974	Yastrzemi .301	Yastrzemi .93	Yastrzemi .155	Yastrzemi .25
1973	Yastrzemi .296	T. Harper .92	Yastrzemi .160	Cepeda, Yastrzemi .25
1972	Fisk .293	T. Harper .92	T. Harper .141	T. Harper .29
1971	R. Smith .283	R. Smith .85	R. Smith .175	R. Smith .33
1970	Yastrzemi .329	Yastrzemi .125	Yastrzemi .186	Yastrzemi .32
1969	R. Smith .309	Yastrzemi .96	R. Smith .168	Petrocelli .32
1968	Yastrzemi .301	Yastrzemi .90	Yastrzemi .162	R. Smith .37
1967	Yastrzemi .326	Yastrzemi .112	Yastrzemi .189	Yastrzemi .31
1966	Yastrzemi .378	Foy .97	Yastrzemi .165	Yastrzemi .39
1965	Yastrzemi .312	T. C. G. .97	Yastrzemi .154	Yastrzemi .45
1964	Bressoud .293	Bressoud .86	Stuart .183	Bressoud .41
1963	Yastrzemi .321	Yastrzemi .91	Yastrzemi .163	Yastrzemi .40
1962	Runnels .326	Yastrzemi .99	Yastrzemi .191	Yastrzemi .43
1961	Malzone .266	Schilling .87	Schilling .167	Yastrzemi .31
1960	Runnels .320	Runnels .80	Malzone .169	Malzone .30
1959	Runnels .314	Jensen .101	Runnels .176	Malzone .34
1958	T. Williams .328	Runnels .103	Malzone .185	Runnels .32
1957	T. Williams .388	Piersall .91	Malzone .185	Malzone .31
1956	T. Williams .345	Klaus, Piersall .93	Jensen .182	Piersall .30
1955	Goodman .294	Goodman .100	Goodman .176	Goodman .41
1954	T. Williams .345	T. Williams .93	Jensen .160	3 tied .25
1953	Goodman .313	Piersall .76	Goodman .161	Kell .41
1952	Goodman .306	DiMaggio .81	Goodman .159	Goodman .27
1951	T. Williams .318	DiMaggio .113	DiMaggio .187	DiMaggio, Goodman .34
1950	Goodman .354	DiMaggio .131	V. St. .193	V. St. .34
1949	T. Williams .343	T. Williams .150	T. Williams .194	T. Williams .39
1948	T. Williams .369	DiMaggio .127	T. Williams .188	T. Williams .44
1947	T. Williams .343	T. Williams .125	Pesky .207	T. Williams .40
1946	T. Williams .342	T. Williams .142	Pesky .208	Pesky .40
1945	B. Johnson .280	B. Johnson .81	B. Johnson .148	B. Johnson .33
1944	Doerr .325	B. Johnson .106	B. Johnson .170	B. Johnson .40
1943	Fox .288	Doerr .78	Doerr .163	Doerr .32
1942	T. Williams .356	T. Williams .141	Pesky .205	DiMaggio .36
1941	T. Williams .406	T. Williams .135	T. Williams .185	Cronin .38
1940	T. Williams .444	T. Williams .144	Cronin .200	Cronin .43
1939	Fox .360	T. Williams .131	T. Williams .185	T. Williams .44
1938	Fox .349	Fox .139	Vosmik .201	Cronin .51
1937	Chapman .307	Fox .111	Cronin .175	Cronin .40
1936	Fox .338	Fox .130	Cronin .198	McNair .36
1935	R. Johnson .315	Almada .85	Almada .176	Cronin .37
1934	Werber .321	Werber .129	Werber .100	R. Johnson .43
1933	R. Johnson .313	R. Johnson .88	R. Johnson .151	Cooke .35
1932	Alexander .372	R. Johnson .70	Jolley .164	Pickering .29
1931	Webb .333	Webb .96	Webb .196	Webb .67
1930	Webb .323	Oliver .86	Oliver .189	Regan .35
1929	Rothrock .300	Rothrock .70	Scant .159	Idt .38
1928	Myer .313	Flagstead .84	Myer .168	Flagstead .41
1927	Tobin .310	Flagstead .63	Myer .135	Regan .37
1926	Rigney .270	Rigney .71	Idt .153	Jacobson .36
1925	Boone .330	Flagstead .84	Flagstead .160	Flagstead .38
1924	I. Boone .337	Flagstead .106	Wambsgans .174	Wambsgans .31
1923	J. Harris .335	Burns .91	Burns .181	Burns .40
1922	J. Harris .316	Pratt .73	Pratt .183	Pratt .44
1921	Pratt .324	Leibold .88	McInnis .179	Pratt .44
1920	Hooper .312	Hooper .91	Hooper .176	Hooper, Schang .36
1919	Ruth .322	Ruth .103	E. Scott .191	Ruth .34
1918	Hooper .289	Hooper .83	Hooper .137	Hooper, Ruth .26
1917	Du. Lewis .302	Hooper .89	Du. Lewis .167	Du. Lewis .29
1916	Gardner .308	Hooper .75	Hooper .156	Lewis, Walker .29
1915	Speaker .322	Speaker .108	Speaker .176	Du. Lewis .31
1914	Speaker .338	Speaker .100	Speaker .193	Speaker .46
1913	Speaker .365	Hooper .100	Speaker .190	Speaker .35
1912	Speaker .383	Speaker .136	Speaker .222	Speaker .53
1911	Speaker .334	Hooper .93	Speaker .167	Speaker .39
1910	Speaker .340	Speaker .92	Speaker .183	Du. Lewis .29
1909	Lord .311	Speaker .86	Speaker .168	Speaker .26
1908	Gessler .308	McConnell .77	Lord .143	Lord .15
1907	Congalton .286	D. Sullivan .73	Congalton .142	Ferris .25
1906	Grimshaw .290	Parent .67	C. Stahl .170	Ferris .25
1905	J. Collins .276	Burkett .78	Burkett .147	J. Collins .25
1904	Parent .291	Collins, Parent .85	J. Collins .172	J. Collins .33
1903	Dougherty .331	Dougherty .107	Dougherty .195	Freeman .39
1902	Dougherty .342	C. Stahl .92	Freeman .174	Freeman .38
1901	Freeman .339	J. Collins .109	J. Collins .185	J. Collins .42

* led league ** tied for league lead + led league at .367 with BOS and DET

RECORDS

ANNUAL BATTING LEADERS, CONTINUED

YEAR	TRIPLES	HOME RUNS	RUNS BATTED IN	STOLEN BASES
2011	Crawford.....7	Ellsbury.....32	Gonzalez.....117	Ellsbury.....39
2010	Youkilis.....5	Ortiz.....32	Beltre, Ortiz.....102	Kalish.....10
2009	Ellsbury.....**10	Bay.....36	Bay.....119	Ellsbury.....*70
2008	Ellsbury.....7	Youkilis.....29	Youkilis.....115	Ellsbury.....50
2007	Crisp.....7	Lowell.....30	Lowell.....120	Lugo.....33
2006	7 tied.....2	Ortiz.....*54	Ortiz.....*137	Crisp.....22
2005	Damon.....6	Ortiz.....47	Ortiz.....*148	Damon.....18
2004	Damon.....6	Ramirez.....*43	Ortiz.....139	Damon.....19
2003	Garciparra.....13	Ramirez.....37	Garciparra.....105	Damon.....30
2002	Damon.....*11	Ramirez.....33	Garciparra.....120	Damon.....31
2001	O'Leary.....6	Ramirez.....25	Ramirez.....125	Everett.....9
2000	T. Nixon.....8	Everett.....34	Everett.....108	Everett.....11
1999	Offerman.....11	O'Leary.....28	Garciparra.....104	Offerman.....18
1998	Garciparra, O'Leary.....8	Vaughn.....40	Garciparra.....122	Da Lewis.....29
1997	Garciparra.....*11	Vaughn.....35	Garciparra.....98	Garciparra.....22
1996	O'Leary.....5	Vaughn.....44	Vaughn.....143	Frye.....18
1995	O'Leary.....6	Vaughn.....39	Vaughn.....*126	Valentin.....20
1994	S. Cooper.....4	Vaughn.....26	Vaughn.....82	O. Nixon.....42
1993	Greenwell.....6	Vaughn.....29	Vaughn.....101	Fletcher.....16
1992	Boggs.....4	Brunansky.....15	Brunansky.....74	Reed.....7
1991	Greenwell.....6	J. Clark.....28	J. Clark.....87	Greenwell.....15
1990	Burks.....8	Burks.....21	Burks.....89	Burks.....9
1989	Boggs.....7	Esasky.....30	Esasky.....108	Burks.....21
1988	Greenwell.....8	Greenwell.....22	Greenwell.....119	Burks.....25
1987	Owen.....7	Evans.....31	Evans.....123	Burks.....27
1986	Armas, Baskett.....4	Bayler.....31	Rice.....110	Barrett.....15
1985	Armas, Gedman.....5	Evans.....29	Buckner.....110	Buckner.....18
1984	Evans.....8	Armas.....*43	Armas.....*123	Gutierrez.....12
1983	Boggs.....7	Rice.....*39	Rice.....*126	Remy.....11
1982	Evans.....7	Evans.....32	Evans.....98	Remy.....16
1981	Evans.....4	Evans.....*71	Evans.....71	Landsburg.....7
1980	Rice.....6	T. Perez.....25	T. Perez.....105	Remy.....14
1979	Hobson.....7	Lynn, Rice.....39	Rice.....130	Remy.....14
1978	Rice.....*15	Rice.....*46	Rice.....*139	Remy.....30
1977	Rice.....15	Rice.....114	Rice.....114	Burleson.....13
1976	Lynn, Rice.....8	Rice.....29	Yastrzemski.....102	Burleson.....14
1975	Lynn.....7	Rice.....22	Lynn.....105	Lynn, Rice.....10
1974	Evans.....8	Petrocelli, Yastrzemski.....15	Yastrzemski.....79	T. Harper.....28
1973	R. Miller.....7	Fisk.....26	Yastrzemski.....95	T. Harper.....*54
1972	Fisk.....*9	Fisk.....30	Petrocelli.....75	T. Harper.....25
1971	Kennedy.....7	R. Smith.....32	R. Smith.....96	R. Smith.....11
1970	R. Smith.....7	Yastrzemski.....40	T. Conigliaro.....116	Yastrzemski.....23
1969	R. Smith.....7	Petrocelli, Yastrzemski.....40	Yastrzemski.....111	Yastrzemski.....15
1968	R. Smith.....5	Harrelson.....35	Foy.....*109	R. Smith.....26
1967	G. Scott.....7	Yastrzemski.....*44	T. Conigliaro.....121	R. Smith.....16
1966	Foy.....8	T. Conigliaro.....28	T. Conigliaro.....93	Green, Jones.....11
1965	L. Green.....6	T. Conigliaro.....32	Mantilla.....82	Green, Jones.....8
1964	Yastrzemski.....9	Stuart.....33	Stuart.....114	Jones, Yastrzemski.....6
1963	Clinton.....7	Stuart.....42	Stuart.....*118	Geiger.....9
1962	Clinton.....*10	Malzone.....21	Malzone.....95	Geiger.....18
1961	Geiger, Yastrzemski.....6	Geiger.....18	Malzone.....87	Geiger.....16
1960	Buddin, Clinton.....6	T. Williams.....29	Wertz.....103	Runnels, Stephens.....2
1959	Runnels.....6	Jensen.....28	Jensen.....*112	Jensen.....20
1958	Piersall, Runnels.....5	Jensen.....35	Jensen.....*122	Piersall.....12
1957	Malzone, Piersall.....*5	T. Williams.....38	Jensen, Malzone.....103	Piersall.....14
1956	Jensen.....*11	T. Williams.....27	Jensen.....97	Jensen.....11
1955	Jensen.....6	T. Williams.....28	Jensen.....*116	Jensen.....11
1954	Agganis.....8	T. Williams.....29	Jensen.....117	Jensen.....*22
1953	Piersall.....9	Gernert.....21	Kell.....73	Piersall.....11
1952	Evers, Vollmer.....4	Gernert.....19	Gernert.....67	Throneberry.....16
1951	Pesky.....1	T. Williams.....30	T. Williams.....126	Goodman.....1
1950	DiMaggio, Doerr.....*11	Dropo, Stephens.....*144	Dropo, Stephens.....*144	DiMaggio.....*15
1949	Doerr.....9	T. Williams.....43	Stephens, Williams.....159	DiMaggio.....9
1948	V. Stephens.....8	V. Stephens.....29	V. Stephens.....137	DiMaggio.....10
1947	Doerr.....10	T. Williams.....*32	T. Williams.....*114	Pesky.....12
1946	Doerr.....9	T. Williams.....38	T. Williams.....*123	DiMaggio.....12
1945	Johnson, McBride.....7	B. Johnson.....12	B. Johnson.....74	Metkovich.....10
1944	Doerr.....10	B. Johnson.....17	B. Johnson.....106	Metkovich.....13
1943	Lupien.....9	Doerr.....16	Tabor.....85	Metkovich.....22
1942	Pesky.....9	T. Williams.....*36	T. Williams.....*137	DiMaggio.....16
1941	Finney.....10	T. Williams.....*37	T. Williams.....120	Tabor.....14
1940	Finney.....9	Fox.....36	Fox.....119	Tabor.....17
1939	T. Williams.....11	Fox.....35	T. Williams.....145	Tabor.....16
1938	Fox.....9	Fox.....50	Fox.....*175	Chapman.....13
1937	Chapman, Cramer.....11	Fox.....36	Fox.....127	Chapman.....27
1936	Fox, Kroner.....8	Fox.....41	Fox.....143	Werber.....23
1935	Cronin.....14	Werber.....14	Cronin.....95	Werber.....29
1934	Johnson, Werber.....10	Werber.....11	R. Johnson.....119	Werber.....40
1933	Cooke.....10	R. Johnson.....10	R. Johnson.....95	Werber.....15
1932	Olson.....6	Jolley.....18	Jolley.....99	R. Johnson.....13
1931	Oliver.....5	Webb.....14	Webb.....103	Rothrock.....13
1930	Wespan.....10	Webb.....16	Webb.....86	Oliver, Bates.....6
1929	Scarritt.....17	Rothrock.....6	Scarritt.....71	Rothrock.....23
1928	Taitt.....14	Todd.....12	Regan.....75	Myer.....*30
1927	Myer.....11	Todd.....6	Flagstead.....69	Flagstead.....12
1926	Todd.....12	Todd.....7	Jacobson, Todd.....69	Haney.....*13
1925	Todd.....11	Todd.....1	Todd.....75	Ezzell, Prothro.....9
1924	Harris, Veach.....9	I. Boone.....13	Veach.....99	Wambsoy.....14
1923	J. Harris.....11	Burns.....13	Burns.....82	McMillan.....13
1922	J. Harris.....9	Burns.....12	Pratt.....86	Menosky.....9
1921	S. Collins.....12	Pratt.....5	Pratt.....102	S. Collins.....15
1920	Hooper.....12	Hooper.....73	Hooper.....73	Menosky.....2
1919	Ruth.....12	Ruth.....*29	Ruth.....*114	Hooper.....24
1918	Hooper.....13	Ruth.....*11	Ruth.....66	Hooper.....24
1917	Hooper.....11	Hooper.....3	Du. Lewis.....65	Hooper.....21
1916	Hooper, Walker.....11	3 tied.....3	Gardner.....62	Hooper.....27
1915	Hooper.....13	3 tied.....13	Du. Lewis.....76	Speaker.....29
1914	Gardner.....13	Speaker.....4	Speaker.....90	Speaker.....42
1913	Speaker.....22	Hooper.....4	Du. Lewis.....90	Speaker.....46
1912	Gardner.....18	Speaker.....*10	Du. Lewis.....109	Speaker.....52
1911	Speaker.....13	Speaker.....8	Du. Lewis.....86	Hooper.....38
1910	J. Stahl.....16	J. Stahl.....*1	J. Stahl.....77	Hooper.....42
1909	Speaker.....13	Speaker.....7	Speaker.....77	Lord.....36
1908	Gessler.....14	Gessler.....3	Gessler.....61	McConnell.....31
1907	Unglaub.....13	Ferris.....4	Unglaub.....62	He. Wagner.....20
1906	Ferris.....13	C. Stahl.....4	C. Stahl.....51	Parent.....16
1905	Ferris.....16	J. Collins.....65	J. Collins.....65	Parent.....25
1904	Freeman, Stahl.....19	Freeman.....7	Freeman.....84	Parent.....20
1903	Freeman.....20	Freeman.....*13	Freeman.....104	Dougherty.....35
1902	Freeman.....19	Freeman.....11	Freeman.....*121	C. Stahl.....24
1901	Collins, Stahl.....16	Freeman.....12	Freeman.....112	Dowd.....33

*led league ** tied for league lead

MISCELLANEOUS BATTING

200-HIT SEASONS

RANK/PLAYER HITS, YEAR

1. Bogggs	*240, 1985
2. Speaker	222, 1912
3. Bogggs	214, 1988
4. Gonzalez	+213, 2011
Pedroia	+213, 2008
Rice	*213, 1978
7. Ellsbury	212, 2011
8. Bogggs	210, 1983

*led league +tied for league lead

RANK/PLAYER HITS, YEAR

9. Garcaparra	*209, 1997
10. Pesky	*208, 1946
11. Vaughn	207, 1996
Bogggs	207, 1986
Pesky	*207, 1947
14. Rice	206, 1977
15. Vaughn	205, 1998
Bogggs	205, 1989

RANK/PLAYER HITS, YEAR

Pesky	*205, 1942
18. Bogggs	203, 1984
19. Buckner	201, 1985
Rice	201, 1979
Vosmik	201, 1938
22. Bogggs	200, 1987
Rice	200, 1986
Cramer	+200, 1940
Werber	200, 1934

20-GAME CONSECUTIVE HITTING STREAKS (Single-Season)

RANK/PLAYER

G, YEAR

1. DiMaggio	34, 1949
2. Garcaparra	30, 1997
Speaker	30, 1912
4. Damon	29, 2005
5. Bogggs	28, 1985
6. Ramirez	27, 2006
DiMaggio	27, 1951
8. Garcaparra	26, 2003
Pesky	26, 1947
Freeman	26, 1902
11. Pedroia	25, 2011
V. Martinez	25, 2009
Bogggs	25, 1987
Metkovich	25, 1944

RANK/PLAYER

G, YEAR

15. Garcaparra	24, 1998
16. Youkilis	23, 2007
T. Williams	23, 1941
Myer	23, 1928
Burns	23, 1922
Pratt	23, 1922
21. Ellsbury	22, 2009
Jefferson	22, 1997
Doyle	22, 1975
DiMaggio	22, 1942
Speaker	22, 1913
26. Greenwell	21, 1989
Rice	21, 1980
Doerr	21, 1943

RANK/PLAYER

G, YEAR

29. Walker	20, 2003
Garcaparra	20, 2000
Bogggs	20, 1986
Easler	20, 1984
Lynn	20, 1979
Lynn	20, 1975
Bressoud	20, 1964
Jolley	20, 1932
Boone	20, 1925
Ruth	20, 1919
Speaker	20, 1912
Speaker	20, 1912

CAREER PINCH-HIT LEADERS

Rank/Player

H

1. D. Jones	55
2. R. Miller	49
3. R. Nixon	43
4. T. Williams	33
5. Cronin	29
Henriksen	29

Rank/Player

H

Varitek	29
8. Rothrock	27
9. G. Stephens	24
10. Finney	23
Gedman	23
P. Green	23

Rank/Player

H

13. Geiger	22
14. L. Green	21
15. Spence	20
Tartabull	20

HITTING FOR THE CYCLE

PLAYER

DATE/OPP.

Buck Freeman	6/21/1903 at CLE
Patsy Dougherty	7/29/1903 vs. NY
Tris Speaker	6/9/1912 at STL
Roy Carlyle	7/21/1925 (G1) at CWS
Julius Solters	8/19/1934 (G1) at DET
Joe Cronin	8/2/1940 at DET
Leon Culberson	7/3/1943 at CLE
Bobby Doerr	5/17/1944 (G2) vs. STL
Bob Johnson	7/6/1944 vs. DET
Ted Williams	7/21/1946 (G2) vs. STL

PLAYER

DATE/OPP.

Bobby Doerr	5/13/1947 vs. CWS
Lu Clinton	7/13/1962 at KCA (15)*
Carl Yastrzemski	5/14/1965 vs. DET (10)
Bob Watson	9/15/1979 at BAL
Fred Lynn	5/13/1980 vs. MIN
Dwight Evans	6/28/1984 vs. SEA (11)
Rich Gedman	9/18/1985 vs. TOR
Mike Greenwell	9/14/1988 vs. BAL
Scott Cooper	4/12/1994 at KC
John Valentin	6/6/1996 vs. CWS

*Hit for cycle in 9 innings NOTE: 19 Red Sox have hit for the cycle. Bobby Doerr is the only to do it twice.

PITCHERS BATTING SINCE DH RULE (non-Interleague Games)

DATE

PITCHER/BATTER

OPP.

OPP. PITCHER

RESULT

7/31/2000	Hipolito Pichardo	at SEA	J. Paniagua	Strikeout (called)
6/28/2000	Tim Wakefield-PH	vs. BAL	B. Groom	Sac. bunt
6/28/2000	Pete Schourek-PH	vs. BAL	A. Mills	Single to CF
5/13/2000	Derek Lowe	at BAL	M. Timlin	Strikeout (called)
4/22/1998	Tim Wakefield-PH	at DET	R. Duran	Sac. bunt
5/23/1996	Roger Clemens	vs. SEA	N. Charlton	Single to CF
8/12/1986	Tim Lollar-PH	at KC (2nd G)	D. Quisenberry	Single to CF
8/13/1985	Tim Lollar-PH	vs. KC	D. Quisenberry	Line out (L-5)
7/29/1980	Dick Drago	at KC	R. Martin	Ground out (6-3)
7/25/1979	Joel Finch	vs. OAK	C. Minetto	Fly out (F-9)
7/5/1976	Luis Tiant	vs. CHW	P. Vuckovich	Strike out (swinging)
6/17/1976	Dick Pole	at OAK	S. Bahnsen	Ground out (1-3)
5/21/1976	Jim Willoughby	at NYY	S. Lyle	Fly out (F-8)
7/12/1975	Luis Tiant	vs. TEX	S. Foucault	Fly out (F-9)

RBI HISTORY

MOST CAREER 100-RBI SEASONS

No.	PLAYER	YEARS	No.	PLAYER	YEARS	No.	PLAYER	YEARS
9	T. Williams	1939-42, 46-49, 51	6	Fox	1936-41	4	Evans	1984, 87-89
8	Rice	1975, 77-79, 83-86	5	Yastrzemski	1967, 69-70, 76-77	3	V. Stephens	1948-50
6	Ortiz	2003-07, 10	5	Jensen	1954-55, 57-59	3	Cronin	1937, 39-40
6	Ramirez	2001-06	4	Garcia	1998-99, 2002-03	3	Freeman	1901-03
6	Doerr	1940, 42, 46, 48-50	4	Vaughn	1993, 95-96, 98			

GAME-WINNING RBI LEADERS (Since 1979)

Year	Player	RBI	Year	Player	RBI	Year	Player	RBI
1979	Lynn	13	1990	Burks	17	2001	Ramirez	16
1980	T. Perez	9	1991	Clark, Greenwell	14	2002	Garcia	16
1981	Yastrzemski	10	1992	Brunansky	13	2003	Ortiz	16
1982	Rice	15	1993	Dawson	16	2004	Ortiz, Ramirez	17
1983	Rice	14	1994	Naehring	7	2005	Ortiz	21
1984	Rice	17	1995	Valentin	10	2006	Ortiz	18
1985	Evans	13	1996	Vaughn	12	2007	Ramirez	17
1986	Baylor	13	1997	Garcia	13	2008	Drew	11
1987	Boggs	15	1998	Garcia	20	2009	Bay, Lowell, Ortiz	12
1988	Greenwell	*23	1999	O'Leary	14	2010	Ortiz	13
1989	Burks	12	2000	Garcia	18	2011	Gonzalez	17

NOTE: A uniform GWRBI rule was adopted by both leagues in 1979 as "the RBI that gives a team a lead it never relinquishes." Discontinued as an official stat after the 1988 season, the Red Sox still use the 1979 rule.

*AL record during the time GWRBI was an official statistic (1979-88)

GAME-TYING AND GO-AHEAD RBI LEADERS (Since 1972)

Year	Player	RBI	Year	Player	RBI	Year	Player	RBI
1972	Yastrzemski	34	1986	Rice	40	2000	Garcia	38
1973	Cepeda	27	1987	Boggs	39	2001	Ramirez	47
1974	Yastrzemski	30	1988	Greenwell	44	2002	Ramirez	30
1975	Rice	43	1989	Greenwell	31	2003	Ortiz	34
1976	Yastrzemski	40	1990	Burks	30	2004	Ortiz	43
1977	Rice	43	1991	Greenwell	27	2005	Ortiz	48
1978	Rice	58	1992	Brunansky	26	2006	Ortiz	55
1979	Lynn	50	1993	Greenwell	28	2007	Ortiz	47
1980	T. Perez	34	1994	Vaughn	23	2008	Ortiz, Ramirez	26
1981	Evans	27	1995	Vaughn	32	2009	Bay	37
1982	Evans	36	1996	Vaughn	42	2010	Ortiz	45
1983	Rice	49	1997	Garcia	41	2011	Gonzalez	37
1984	Rice	43	1998	Vaughn	39			
1985	Buckner	36	1999	O'Leary	35			

NOTE: The only players with 40 combined G-T and G-A RBI who did not lead the team that year are Jim Rice who had 41 in 1979 and Manny Ramirez with 41 in 2004.

MOST CONSECUTIVE GAMES WITH RBI (Since 1919)

NAME	GAMES	RBI	YEAR	DATES
Ted Williams	12	18	1942	8/31-9/13
Joe Cronin	12	19	1939	6/27-7/9
Ted Williams	11	21	1950	5/30 (G1)-6/10
Manny Ramirez	10	12	2002	9/14-24
Dwight Evans	10	18	1989	9/15-26
Butch Hobson	10	21	1978	4/14-23
Mike Higgins	10	16	1938	8/30-9/6
Joe Cronin	10	14	1935	8/7-17 (G1)
Roy Johnson	10	16	1934	7/6-16 (G2)
Joe Harris	10	13	1924	5/14-24

RED SOX MOST RBI IN ONE GAME

RBI	PLAYER	DATE	OPP.	RBI	PLAYER	DATE	OPP.
10	Nomar Garcia	5/10/1999	vs. SEA	9	Jackie Jensen	8/2/1956	at DET
10	Fred Lynn	6/18/1975	at DET	9	Jim Tabor	7/4/1939	at PHA (G2)
10	Norm Zaichin	5/27/1955	vs. WAS	8	Nomar Garcia	7/23/2002	vs. TB (G1)
10	Rudy York	7/27/1946	at STL	8	Bobby Doerr	6/8/1950	vs. STL
9	Bill Mueller	7/29/2003	at TEX	8	Ted Williams	7/14/1946	vs. CLE (G1)
9	Mike Greenwell*	9/2/1996	at SEA (10)	8	Jimmie Foxx	9/7/1938	vs. NYY (6)

*Major League record for a player who drove in all his team's runs in a single game

RBI HISTORY, CONTINUED

RED SOX 30-RBI MONTHS (Since 1970)

YEAR	MONTH	PLAYER	RBI	GAMES PLAYED
2011	May	Adrian Gonzalez	31	29
2009	May	Jason Bay	30	28
2006	July	David Ortiz	35	26
2005	Aug.	David Ortiz	30	26
2004	June	David Ortiz	31	25
2002	Sept.	Manny Ramirez	30	27
2001	April	Manny Ramirez	31	25
1999	May	Nomar Garciaparra	33	27
1998	July	Nomar Garciaparra	33	27
1995	Aug.	John Valentin	31	29
1992	July	Tom Brunansky	32	27
1989	Aug.	Nick Esasky	35	33
1988	June	Mike Greenwell	31	26
1987	Aug.	Dwight Evans	31	27
1984	June	Tony Armas	30	29
1983	Aug.	Jim Rice	32	31
1980	Sept.	Jim Rice	31	29
1978	Aug.	Jim Rice	33	29
1978	May	Jim Rice	33	30
1977	Sept.	Carlton Fisk	35	29
1975	June	Fred Lynn	32	31
1973	Sept.	Carl Yastrzemski	30	28
1970	Sept.	Tony Conigliaro	32	29

NOTE: Ted Williams holds the club record for RBI in a month with 41 in May 1942 (28 G). He also had 40 RBI in June 1950 (29 G). Clyde Vollmer is the only other Red Sox player to reach 40 in a month with 40 in July 1951 (29 G).

MULTIPLE-RUN INNINGS/GAMES

10-RUN INNINGS

The Red Sox have scored 10 or more runs in one inning 32 times, second only to the Yankees (38) since 1900.

RUNS	OPPONENT	DATE	INNING	SCORE
17	Detroit	6/18/1953	7	23-3
14	Florida	6/27/2003	1	25-8
14	Philadelphia	7/4/1948	7	19-5
12	Cleveland	5/7/2009	6	13-3
12	at Cleveland	8/21/1986	6	24-5
12	Baltimore	8/10/1965	5	15-5 (G1)
12	Chicago	5/4/1962	5	13-6
12	at Washington	8/4/1945	4	15-4 (G2)
12	at Detroit	7/25/1936	5	18-3
12	Detroit	5/6/1934	4	14-4
11	Chicago (AL)	6/26/1999	1	17-1
11	at NY Yankees	5/31/1998	3	13-7
11	Baltimore	6/8/1977	2	14-5
11	at Detroit	6/23/1952	4	12-6
11	Chicago	7/14/1950	3	13-1
11	Philadelphia	4/30/1950	4	19-0
11	St. Louis	8/25/1940	6	17-3
11	Philadelphia	7/5/1936	2	16-2 (G1)
11	Philadelphia	8/13/1933	1	19-10
11	St. Louis	5/12/1928	3	15-2
10	San Diego	6/20/2011	7	14-5
10	Texas	8/12/2008	1	19-17
10	Tampa Bay	7/23/2002	3	22-4 (G1)
10	at Toronto	6/21/1994	1	13-1
10	Texas	7/30/1991	3	11-6
10	at Kansas City A's	8/26/1957	7	16-0
10	Chicago	7/26/1949	8	11-2
10	Washington	9/27/1940	4	24-4
10	Detroit	9/21/1937	5	12-7
10	at Detroit	7/11/1929	6	15-8
10	Philadelphia	4/19/1924	2	12-0
10	at Philadelphia	5/2/1901	3	23-12

MULTIPLE-RUN INNINGS/GAMES, CONTINUED

MOST RUNS BY INNING

INN.	RUNS	OPP.	DATE	SCORE	INN.	RUNS	OPP.	DATE	SCORE
1st	14	vs. FLA	6/27/2003	25-8	5th	12	vs. BAL	8/10/1965 (G1)	15-5
2nd	11	vs. BAL	6/8/1977	14-5	12	vs. CWS	5/4/1962		13-6
	11	vs. PHA	7/5/1936 (G1)	16-2	12	at DET	7/25/1936		18-3
3rd	11	at NYY	5/31/1998	13-7	6th	12	vs. CLE	5/7/09	13-3
	11	vs. CWS	7/14/1950	13-1	12	at CLE	8/21/86		24-5
	11	vs. STL	5/12/1928	15-2	7th	17	vs. DET	6/18/53	23-3
4th	12	at WAS	8/4/1945 (G2)	15-4	8th	10	vs. CWS	7/26/49	11-2
	12	vs. DET	5/6/1934	14-4	9th	9	at NYY	4/30/06	13-4
						9	at MIL	6/2/01	13-2
					10th*	9	at CWS	7/8/73 (G2)	11-2

* Team extra-inning record

20-RUN GAMES

SCORE	DATE	OPP.	WINNER	SCORE	DATE	OPP.	WINNER
29-4	6/8/1950	vs. STL	Chuck Stobbs	22-11	4/12/1994	at KC	Danny Darwin
25-8	6/27/2003	vs. FLA	Byung-Hyun Kim	22-14	6/29/1950	at PHA	Al Papai
24-5	8/21/1986	at CLE	Oil Can Boyd	21-11	8/30/1970 (G1)	at CWS	Ken Brett
24-4	9/27/1940	vs. WAS	Fritz Ostermueller	21-2	6/24/1949	vs. STL	Ellis Kinder
23-7	10/10/1999*	vs. CLE	Rich Garces	21-8	5/29/1912 (G1)	vs. WAS	Joe Wood
23-3	6/18/1953	vs. DET	Ellis Kinder	20-6	9/6/1975	at MIL	Roger Moret
23-12	5/2/1901	at PHA	Ted Lewis	20-10	5/31/1954 (G1)	vs. PHA	Tom Herrin
22-4	7/23/2002 (G1)	vs. TB	Tim Wakefield	20-4	6/7/1950	vs. STL	Joe Dobson

20-RUN GAMES BY RED SOX OPPONENTS

SCORE	DATE	OPP.	LOSER	SCORE	DATE	OPP.	LOSER
27-3	7/7/1923 (G1)	at CLE	Curt Fullerton	21-2	5/20/1994	at MIN	Joe Hesketh
24-6	5/1/1929	vs. PHA	Milt Gaston	21-7	6/14/1969	vs. OAK	Ray Jarvis
24-4	9/28/1923	vs. NYY	Howard Ehmke	21-7	6/26/1960 (G2)	at CWS	Tom Borland
22-1	6/19/2000	vs. NYY	Brian Rose	20-2	6/20/1980	vs. CAL	Steve Renko
22-13	5/31/1970	vs. CWS	Gary Peters	20-8	7/7/1928 (G1)	vs. DET	Slim Harriss
22-9	7/8/1902	vs. PHA	George Prentiss	20-11	8/21/2009	vs. NYY	Brad Penny

STOLEN BASE HISTORY

RED SOX WITH 25 OR MORE STEALS IN A SEASON

Rank/Player	SB	Year	Rank/Player	SB	Year	Rank/Player	SB	Year
1. Ellsbury.....	*70	2009	Dowd.....	33	1901	Chapman.....	27	1937
2. Harper.....	*54	1973	18. Damon.....	31	2002	Hooper.....	27	1916
3. Speaker.....	52	1912	McConnell.....	31	1908	Gardner.....	27	1911
4. Ellsbury.....	*50	2008	20. Damon.....	30	2003	Niles.....	27	1909
5. Speaker.....	46	1913	Remy.....	30	1978	37. Pedroia.....	26	2011
6. O. Nixon.....	42	1994	Myer.....	*30	1928	Foy.....	26	1968
Speaker.....	42	1914	23. Da. Lewis.....	29	1998	Hooper.....	26	1913
8. Werber.....	*40	1934	Werber.....	*29	1935	He. Wagner.....	26	1910
Hooper.....	40	1910	Speaker.....	29	1915	McConnell.....	26	1909
10. Ellsbury.....	39	2011	Janvrin.....	29	1914	42. Burks.....	25	1988
11. Hooper.....	38	1911	Hooper.....	29	1912	Harper.....	25	1972
12. H. Lord.....	36	1909	C. Stahl.....	29	1901	Gardner.....	25	1912
13. Speaker.....	35	1910	29. Crisp.....	28	2007	Speaker.....	25	1911
Speaker.....	35	1909	Harper.....	28	1974	Parent.....	25	1905
Dougherty.....	35	1903	Engle.....	28	1913			
16. Lugo.....	33	2007	32. Burks.....	27	1987			

*Led the AL

20-HOMER, 20-STEAL SEASONS

YEAR	PLAYER	POS.	HR	SB	YEAR	PLAYER	POS.	HR	SB
2011	Jacoby Ellsbury	CF	32	39	1987	Ellis Burks	CF	20	27
2011	Dustin Pedroia	2B	21	26	1970	Carl Yastrzemski	1B	40	23
1997	Nomar Garciaparra	SS	30	22	1959	Jackie Jensen	RF	28	20
1995	John Valentin	SS	27	20	1954	Jackie Jensen	RF	25	22

NOTE: Jacoby Ellsbury is the only Red Sox player to reach 30 homers and 30 steals in a season (2011).

HOME RUN RECORDS

INDIVIDUAL

MOST, Game	3, 25 times, last Dustin Pedroia , 6/24/2010 at COL
MOST, Game at Fenway Park	3, 13 times, last Kevin Millar, 7/23/2004 vs. NYY
MOST, Game by Opponent	3, 23 times, last Mark Teixeira, 5/8/2010 vs. NYY
MOST CONSECUTIVE, Game	3, Kevin Millar, 7/23/2004 vs. NYY; Nomar Garciaparra, 7/23/2002 (G1) vs. TB; Mo Vaughn, 9/24/1996 vs. BAL; Tom Brunansky, 9/29/1990 vs. TOR; Ken Harrelson, 6/14/1968 at CLE
MOST, Doubleheader	4**, Jim Tabor, 7/4/1939 (G2) at PHA
MOST, Inning	2++, David Ortiz , 8/12/2008 vs. TEX (1st); Nomar Garciaparra, 7/23/2002 (G1) vs. TB (3rd); Ellis Burks, 8/27/1990 at CLE (4th); Bill Regan, 7/16/1928 at CWS (4th)
MOST, Consecutive Innings	3+, Nomar Garciaparra, 7/23/2002 (G1) vs. TB (3rd & 4th)
MOST CONSECUTIVE, At-Bats	4++, Ted Williams, 9/17-22, 1957
MOST GRAND SLAMS, Game	2++, Bill Mueller, 6/29/2003 at TEX; Nomar Garciaparra, 5/10/1999 vs. SEA; Rudy York, 7/27/1946 at STL; Jim Tabor, 7/4/1939 (G2) at PHA
MOST GRAND SLAMS, Consecutive Innings	2++, Bill Mueller, 6/29/2003 at TEX (7th & 8th)
MOST GRAND SLAMS, Both Sides of Plate	+Bill Mueller, 6/29/2003 at TEX
MOST, Season	54, David Ortiz , 2006
MOST, Season by RH Batter	50, Jimmie Foxx, 1938
MOST, Season by LH Batter	54, David Ortiz , 2006
MOST, Season by Switch-Hitter	34, Carl Everett, 2000
MOST, Season at Fenway Park	35, Jimmie Foxx, 1938
MOST, Season at Fenway Park by LH Batter	28, Fred Lynn, 1979
MOST, Season at Fenway Park by Switch-Hitter	17, Carl Everett, 2000
MOST, Season on Road	32**, David Ortiz , 2006
MOST, Season by Rookie	34, Walt Dropo, 1950
MOST GRAND SLAMS, Season	4, Babe Ruth, 1919
MOST GRAND SLAMS, Lifetime	17, Ted Williams
MOST GRAND SLAMS, Rookie	2, Ryan Kalish , 2010; Bob Zupcic, 1992; Ellis Burks, 1987; Faye Throneberry, 1952; Walt Dropo, 1950; Jim Tabor, 1939; Ted Williams, 1939
MOST, One Month	14, David Ortiz , July 2006; Jackie Jensen, June, 1958
MOST CONSECUTIVE GAMES WITH HR	5, Jose Canseco, 8/21-25/1995; George Scott, 6/14-19/1977; Dick Stuart, 6/11-16/1963; Ted Williams, 7/12-16/1957; Jimmie Foxx, 8/13-17/1940
MOST IN TWO CONSECUTIVE GAMES	5++, Nomar Garciaparra, 7/21-23 (G1)/2002; Carl Yastrzemski, 5/19-20/1976
MOST INSIDE-THE-PARK, Season	9, Hobe Ferris, 1903
MOST INSIDE-THE-PARK, Career	25, Tris Speaker
MOST LEADOFF, Season	7, Nomar Garciaparra, 1997
MOST LEADOFF, Career	9, Dom DiMaggio, Tommy Harper
MOST EXTRA INNINGS, Season	3, David Ortiz , 2003; Ted Williams, 1946
MOST EXTRA INNINGS, Career	13, Ted Williams
MOST PINCH HIT, Season	5*, Joe Cronin, 1943
MOST PINCH HIT, Career	7, Ted Williams
PINCH HIT, Both Games of DH	++Joe Cronin, 6/17/1943 vs. PHA
YOUNGEST PLAYER TO HIT HR	Jerry Moses, 18 yrs., 289 days, 5/25/1965 vs. MIN (PH)
HR IN FIRST ML PITCH SEEN	Daniel Nava , 6/12/2010 vs. PHI
HR IN FIRST ML PLATE APPEARANCE	Daniel Nava , 6/12/2010 vs. PHI; Eddie Pellagrini, 4/22/1946 vs. WAS; Lefty LeFebvre, 6/10/1938 vs. CWS;
MOST MULTI-HR GAMES, Season	10, Jimmie Foxx, 1938
MOST 3+ HR GAMES, Season	2**, Ted Williams, 1957
MOST MULTI-HR GAMES, Career	37, Ted Williams
MOST LIFETIME	521, Ted Williams
MOST LIFETIME, at Fenway Park	248, Ted Williams
MOST SEASONS, 20 or More	16**, Ted Williams
MOST SEASONS, 30 or More	8, Ted Williams
MOST SEASONS, 40 or More	3, David Ortiz , Manny Ramirez, Carl Yastrzemski
MOST, First Two ML Games (HR each game)	2**, Sam Horn, 7/25-26/1987
MOST, Season vs. Opponent	12, Ted Williams vs. CWS, 1949; Jimmie Foxx vs. CLE, 1938
MOST, Season vs. Opponent at Fenway Park	9, Jimmie Foxx vs. CLE, 1938
MOST, Season vs. Opponent on Road	8, Jimmie Foxx vs. STL, 1939
MOST, Season by Opponent	11, Mickey Mantle in 1954 (NYY); Lou Gehrig in 1927 (NYY); Babe Ruth in 1927 (NYY)
MOST, Season by Opponent at Fenway Park	8, Babe Ruth, NYY, 1927
MOST, Season by Opponent vs. Red Sox on Road	7, Hal Trosky, CLE, 1936; Jimmie Foxx, PHA, 1932

+ML record (since 1900) ++tied for ML record *AL record **tied for AL record

HOME RUN RECORDS, CONTINUED

CLUB

MOST, Game	8, 7/4/1977 vs. TOR
MOST, Game on Road	7, 7/4/2003 at NYY; 7/24/1999 at DET
MOST, Inning	4, 11 times, last 5/20/2009 vs. TOR
MOST, Inning by Opponent	4, 4/21/1997 at OAK (3rd); 5/17/1967 vs. BAL (7th)
MOST CONSECUTIVE, Inning	4++, 4/22/2007 vs. NYY (3rd)
MOST WITH 2 OUTS, Inning	4**, 4/22/2007 vs. NYY (3rd); 7/18/1998 at DET (4th)
MOST, Season Opener	5**, 4/12/1965 vs. WAS
MOST, Season Opener, Both Clubs	7**, 4/12/1965 vs. WAS
MOST PLAYERS HOMERING IN GAME, Both Clubs	9++, 9/15/2008 at TB; 5/22/1977 vs. MIL (G1); 5/17/1967 vs. BAL; 5/25/1965 vs. MIN
MOST PLAYERS, 2 or more HR	3++, 7/4/2003 at NYY; 6/8/1950 vs. STL
MOST, To start game	2**, 7/27/2011 vs. KC (Ellsbury, Pedroia) 7/21/1995 vs. MIN (O'Leary, Valentin); 9/5/1985 vs. CLE (G1) (Evans, Boggs); 6/17/1977 vs. NYY (Burleson, Lynn); 6/20/1973 at MIL (Miller, R. Smith); 5/1/1971 vs. MIN (Aparicio, R. Smith)
MOST SOLO HR, 9-Inning Game	7+, 7/4/1977 vs. TOR
MOST IN EXTRA INNINGS, Game	3, 4/29/1951 at PHA
MOST GRAND SLAMS, Game	2, 10 times, last 5/22/2008 vs. KC (J.D. Drew, Mike Lowell)
MOST PINCH-HIT, Game	2++, 6/7/2003 at MIL (Kevin Millar, Bill Mueller); 9/19/1997 (10 inn.) vs. CWS (Scott Hatteberg, Curtis Pride)
MOST PINCH-HIT, Inning	2++, vs. CWS, 9/19/1997 (Hatteberg, Pride) (9th inn.)
MOST, Season	238, 2003
MOST Season at Home	124, 1977
MOST, Season on Road	127, 2003
MOST ALLOWED, Season	190, 1987
MOST ALLOWED, Season at Home	97, 1966
MOST ALLOWED, Season on Road	115, 1987
MOST LEAD-OFF, Season	8, 1997
MOST LEAD-OFF ALLOWED, Season	8, 1999
MOST IN EXTRA INNINGS, Season	8, 1959; 1951
MOST ALLOWED IN EXTRA INNINGS	7, 1987; 1969
MOST GRAND SLAMS, Season	11, 2005
MOST GRAND SLAMS ALLOWED, Season	8, 2005; 2004
MOST INSIDE-THE-PARK, Season	38, 1903
MOST INSIDE-THE-PARK ALLOWED, Season	27, 1906
MOST PINCH-HIT, Season	6, 1953
MOST PINCH-HIT ALLOWED, Season	8, 1991
MOST HIT BY PITCHERS, Season	8, 1971; 1935
MOST IN ONE MONTH	55, July 2003
MOST ALLOWED IN ONE MONTH	49, June 1966
MOST IN A SEASON, by teammates	92, 2005 (Ortiz-47; Ramirez-45)
MOST GAMES, HR by Teammates, Season	12, 2006 (D. Ortiz, M. Ramirez); 2004 (D. Ortiz, M. Ramirez)
MOST GAMES, Five or More HR	8+, 1977 (161 games)
MOST TIMES, Two or More Consecutive HR in One Game	16, 1977 (161 games)
MOST CONSECUTIVE GAMES, One or More HR	19, (30 HR), 7/4-25/1996
MOST IN BACK-TO-BACK GAMES	12, 7/21-23/2002 (G1) at NYY; 6/7-8/1950 vs. STL
FEWEST GAMES TO REACH 100 HR	65, 1977
MOST PLAYERS, at least one HR, Season	24**, 2009
MOST PLAYERS, 40 or More HR, Season	2**, 2005; 2004; 1969
MOST PLAYERS, 30 or More HR, Season	3, 1977
MOST PLAYERS, 20 or More HR, Season	6, 2003
MOST PLAYERS, 10 or More HR, Season	9, 2003
FEWEST ALLOWED, Season	6*, 1913
FEWEST ALLOWED, Season Since 1946	82, 1949
MOST, Season vs. One Opponent	38, BAL, 2003 (19 games)
MOST, Season vs. One Opponent, Fenway Park	22, NYY, 1977 (7 games)
MOST, Season vs. One Opponent, Road	22, KCA's, 1957 (22 games)
MOST, Season by One Opponent	36, CLE, 1954 (20 games)
MOST, Season by One Opponent, Fenway Park	25, CLE, 1954 (13 games)
MOST, Season by Opponent, Road	21, TB, 2006 (19 games); CLE, 1950 (11 games)

+ML record (since 1900) ++tied for ML record *AL record **tied for AL record

HOME RUN RECORDS, CONTINUED

RED SOX HOME RUNS FROM BOTH SIDES OF THE PLATE

PLAYER	DATE	OPP.	PLAYER	DATE	OPP.
Victor Martinez.....	5/17/2010	at NYY	Luis Alicea	7/28/1995	at TEX
Jason Varitek	8/16/2005	at DET	Reggie Smith	4/16/1973	vs. DET
Bill Mueller	7/29/2003	at TEX	Reggie Smith	7/2/1972 (G1)	vs. MIL
Bill Mueller	7/4/2003	at NYY	Reggie Smith	8/11/1968 (G2)	at DET
Carl Everett.....	8/29/2000	at TB	Reggie Smith	8/20/1967 (G1)	vs. CAL
Carl Everett.....	4/11/2000	vs. MIN			

MOST HOME RUNS IN A SINGLE GAME

HR	PLAYER	DATE	OPP.	SCORE
3	Dustin Pedroia	6/24/2010	at COL	13-11 (10)
3	Kevin Millar	7/23/2004	vs. NYY	7-8
3	Bill Mueller	7/29/2003	at TEX	14-7
3	Nomar Garciaparra	7/23/2002	vs. TB	22-4
3	Jason Varitek	5/20/2001	at KC	10-3
3	Trot Nixon*	7/24/1999	at DET	11-4
3	Nomar Garciaparra	5/10/1999	vs. SEA	12-4
3	Mo Vaughn	5/30/1997	vs. NYY	10-4
3	Mo Vaughn	9/24/1996	vs. BAL	13-8
3	John Valentin	6/2/1995	vs. SEA	6-5 (10)
3	Jack Clark	7/31/1991	vs. OAK	11-10 (14)
3	Tom Brunansky	9/29/1990	vs. TOR	7-5
3	Jim Rice	8/29/1983 (G2)	at TOR	8-7
3	Jim Rice	8/29/1977	vs. OAK	7-8
3	Carl Yastrzemski	5/19/1976	at DET	9-2
3	Fred Lynn*	6/18/1975	at DET	15-1
3	Joe Lahoud*	6/11/1969	at MIN	13-5
3	Ken Harrelson	6/14/1968	at CLE	7-2
3	Ted Williams	6/13/1957	at CLE	9-3
3	Ted Williams	5/8/1957	at CWS	4-1
3	Norm Zauchin*	5/27/1955	vs. WAS	16-0
3	Clyde Vollmer	7/26/1951	vs. CWS	13-10
3	Bobby Doerr	6/8/1950	vs. STL	29-4
3	Ted Williams	7/14/1946 (G1)	vs. CLE	11-10
3	Jim Tabor*	7/4/1939 (G2)	at PHA	18-12

* Rookie

MOST HOME RUNS BY OPPONENT IN A SINGLE GAME

HR	PLAYER	DATE	OPP.	SCORE
3	Mark Teixeira	5/8/2010	vs. NYY	3-14
3	Adam Lind	9/29/2009	vs. TOR	7-8
3	Frank Thomas	9/17/2007	at TOR	1-6
3	Vernon Wells	5/30/2006	at TOR	5-8
3	Roberto Alomar	4/26/1997	at BAL	5-14
3	Frank Thomas	9/15/1996	vs. CWS	9-8
3	Mark McGwire	6/11/1995	vs. OAK	1-8
3	Tim Raines	4/18/1994	vs. CWS	1-12
3	Joe Carter	5/28/1987	vs. CLE	12-8
3	Joe Carter	8/29/1986	vs. CLE	3-7
3	Ben Oglivie	5/14/1983	at MIL	7-8 (10)
3	Freddie Patek	6/20/1980	vs. CAL	2-20
3	Bill Freehan	8/9/1971	vs. DET	11-12
3	Boog Powell	8/15/1966	vs. BAL	2-4 (11)
3	Harmon Killebrew	9/21/1963 (G1)	vs. MIN	4-13
3	Don Leppert	4/11/1963	at WAS	0-8
3	Bob Cerv	8/20/1959	at KCA	11-10
3	Bobby Avila	6/20/1951	vs. CLE	8-14
3	Sam Chapman	8/15/1946	at PHA	3-5
3	Mike Higgins	5/20/1940	at DET	7-10
3	Ken Keltner	5/25/1939	vs. CLE	0-11
3	Pinky Higgins	6/27/1935	at PHA	2-14
3	Lou Gehrig	6/23/1927	vs. NYY	4-11

HOME RUN RECORDS, CONTINUED

MOST HOME RUNS BY POSITION

POSITION	SINGLE SEASON	CAREER
Pitcher	6 - W. Ferrell (1935) E. Wilson (1965) S. Siebert (1971)	17 - Earl Wilson
Catcher	26 - Carlton Fisk (1973, 1977)	190 - Jason Varitek
First Base	50 - Jimmie Foxx (1938)	217 - Mo Vaughn
Second Base	27 - Bobby Doerr (1948, 1950)	221 - Bobby Doerr
Third Base	30 - Butch Hobson (1977)	131 - Frank Malzone
Shortstop	40 - Rico Petrocelli (1969)	177 - Nomar Garciaparra
Left Field	45 - Manny Ramirez (2005)	477 - Ted Williams
Center Field	38 - F. Lynn (1979), T. Armas (1984)	123 - Fred Lynn
Right Field	36 - Tony Conigliaro (1970)	315 - Dwight Evans
Designated Hitter	47 - David Ortiz (2006)	291 - David Ortiz

MOST HOME RUNS IN A SINGLE GAME

HR	DATE	OPP.	PLAYERS	SCORE
8	7/4/1977	vs. TOR	Lynn (2), Scott (2), Carbo, Hobson, Rice, Yastrzemski	9-6
7	7/4/2003	at NYY	Mueller (2), Ortiz (2), Varitek (2), Ramirez	10-3
7	7/23/2002 (G1)	vs. TB	Garciaparra (3), Ramirez (2), Damon, Nixon	22-4
7	7/24/1999	at DET	Nixon (3), Garciaparra (2), Daubach, O'Leary	11-4
7	6/8/1950	vs. STL	Doerr (3), Drope (2), Williams (2)	29-4

NOTE: Boston has hit 6 homers in a game 20 times, last on 7/7/2011 vs. Baltimore.

MOST HOME RUNS IN AN INNING

HR	DATE	OPP.	INN.	PLAYERS
4	5/20/2009	vs. TOR	5	Varitek, Ortiz, Bay, Lowell
4	4/22/2007	vs. NYY	3	Ramirez, Drew, Lowell, Varitek*
4	7/23/2002 (G1)	vs. TB	3	Damon, Garciaparra, Ramirez, Garciaparra
4	7/3/2000	at MIN	4	Everett, O'Leary, Varitek, Burkhardt
4	7/18/1998	at DET	4	Sadler, Lewis, Garciaparra, Vaughn
4	5/31/1980	vs. MIL	4	Stapleton, Perez, Fisk, Hobson
4	7/4/1977	vs. TOR	8	Lynn, Rice, Yastrzemski, Scott
4	6/17/1977	vs. NYY	1	Burleson, Lynn, Fisk, Scott
4	8/26/1957	at KCA	7	Zauchin, Lepcio, Piersall, Malzone
4	5/22/1957	vs. CLE	6	Mauch, Williams, Gernert, Malzone
4	9/24/1940 (G1)	at PHA	6	Williams, Foxx, Cronin, Tabor

*Tied a ML record with 4 consecutive home runs in an inning

CAREER GRAND SLAM LEADERS

Rank/Player	GS	Rank/Player	GS	Rank/Player	GS
1. T. Williams	17	Vaughn	7	V. Stephens	5
2. Petrocelli	9	Yastrzemski	7	Wertz	5
Ortiz	9	12. Burks	6	21. Brunansky	4
3. Doerr	8	Tabor	6	Cronin	4
Nixon	8	14. T. Conigliaro	5	Lowell	4
Rice	8	DiMaggio	5	Ruth	4
7. Foxx	7	Evans	5	Stuart	4
Jensen	7	Foy	5		
Ramirez	7	Garciaparra	5		

NOTE: The Red Sox have hit a total of 360 grand slams since 1901, including 209 at Fenway Park and 3 at the Huntington Avenue Grounds.

SINGLE-SEASON GRAND SLAM LEADERS

Rank/Player	GS	Year	Rank/Player	GS	Year	Rank/Player	GS	Year
1. Ruth	4	1919	Yastrzemski	3	1969	Foxx	3	1940
2. Ramirez	3	2005	Stuart	3	1964	Foxx	3	1938
Vaughn	3	1995	Wertz	3	1960	11. 47 players	2	
Petrocelli	3	1972	T. Williams	3	1955			

NOTE: The Red Sox record for club grand slams in a season is 11 set in 2005. Boston has posted 9 grand slams in a season 4 times: 2001, 1987, 1950 and 1941.

PITCHERS WITH GRAND SLAMS

PITCHER	DATE	OPP.	SCORE	DECISION
Ellis Kinder	8/6/1950	at CWS	9-2 (G1)	Won
Wes Ferrell	8/12/1936	vs. PHA	6-4 (G1)	Won
Lefty Grove	7/27/1935	at PHA	6-7 (G1)	Lost
Babe Ruth	5/20/1919	at STL	6-4	Won

HOME RUN RECORDS, CONTINUED

MOST GRAND SLAMS IN A GAME

GRAND SLAMS	DATE	OPP.	PLAYERS
2	5/22/2008	vs. KC	Drew, Lowell
2	7/29/2003	at TEX	Mueller (2)
2	5/10/1999	vs. SEA	Garciparra (2)
2	5/2/1995	at NYY	Valentin, Vaughn
2	6/10/1987	at BAL	Burks, Barrett
2	8/7/1984 (G1)	vs. DET	Armas, Buckner
2	5/10/1960	vs. CWS	Wertz, Repulski
2	7/27/1946	vs. STL	York (2)
2	7/4/1939	vs. PHA	Tabor (2)
2	5/13/1934	vs. CWS	Walters, Morgan

NOTE: The Red Sox own the Major League record for most multi-slam games with 10, last accomplished by J.D. Drew and Mike Lowell on May 22, 2008.

CAREER LEADOFF HOME RUN LEADERS

Rank/Player	HR	Rank/Player	HR	Rank/Player	HR
1. DiMaggio.....	9	Hooper.....	7	Carbo.....	4
Harper.....	9	8. Burks.....	6	R. Smith.....	4
3. Andrews.....	8	Damon.....	6	Youkilis.....	4
4. Ellsbury.....	7	10. Burleson.....	5	16. Lake.....	3
Evans.....	7	11. Boggs.....	4	Mantilla.....	3
Garciparra.....	7	Bragg.....	4	Piersall.....	3

SINGLE-SEASON LEADOFF HOME RUN LEADERS

Rank/Player	HR	Year	Rank/Player	HR	Year	Rank/Player	HR	Year
1. Garciparra.....	7	1997	Carbo.....	4	1975	Damon.....	3	2004
2. Evans.....	5	1985	Harper.....	4	1973	R. Smith.....	3	1967
3. Ellsbury.....	4	2011	Harper.....	4	1972	Lake.....	3	1945
Youkilis.....	4	2006	Andrews.....	4	1970	Hooper.....	3	1913
Burks.....	4	1987	10. Ellsbury.....	3	2008	15. 16 players.....	2	

NOTE: The Red Sox club record for most leadoff home runs in a season is 8 in 1997.

CAREER PINCH-HIT HOME RUN LEADERS

Rank/Player	HR	Rank/Player	HR	Rank/Player	HR
1. T. Williams.....	7	Gedman.....	3	Stanley.....	3
2. Cronin.....	5	Hatteberg.....	3	Varitek.....	3
3. Wilber.....	4	C. Maxwell.....	3	Vollmer.....	3
4. Carbo.....	3	Spence.....	3	12. 22 players.....	2

SINGLE-SEASON PINCH-HIT HOME RUN LEADERS

Rank/Player	HR	Year	Rank/Player	HR	Year	Rank/Player	HR	Year
1. Cronin.....	5	1943	Stanley.....	2	1997	Repulski.....	2	1960
2. Wilber.....	4	1953	Gedman.....	2	1984	T. Williams.....	2	1953
3. Carbo.....	3	1977	T. Perez.....	2	1982	Vollmer.....	2	1950
Rich Gedman.....	3	1957	Kosco.....	2	1972	Spence.....	2	1940
C. Maxwell.....	3	1951	Peters.....	2	1971	Reynolds.....	2	1934
6. Hatteberg.....	2	2000	Ch. Schilling.....	2	1965	Jolley.....	2	1933
Cummings.....	2	1998	Tillman.....	2	1962			

NOTE: The Red Sox club record for most pinch-hit home runs in a season is 6 in 1953.

PINCH-HIT GRAND SLAMS

PLAYER	DATE	OPP.	PITCHER	INN.	SCORE
Kevin Millar	6/7/2003	at MIL	Jayson Durocher	7	11-10
Shea Hillenbrand	5/4/2002	at TB	Victor Zambrano	9	7-5
Rich Gedman	8/10/1986	at DET	Willie Hernandez	8	8-6
Vic Wertz	8/25/1960	vs. CLE	Don Newcombe	4	10-6
Rip Repulski	5/10/1960	vs. CWS	Don Ferrarese	8	9-7
Vic Wertz	8/14/1959	at NYY	Ryne Duren	8	11-6
Charlie Maxwell	8/2/1951 (G2)	vs. STL	Satchel Paige	7	11-6
Clyde Vollmer	8/27/1950	vs. CLE	Al Benton	7	11-9

HOME RUN RECORDS, CONTINUED

CAREER INSIDE-THE-PARK HOME RUN LEADERS

Rank/Player	HR	Rank/Player	HR	Rank/Player	HR
1. Speaker.....	25	6. Gardner.....	14	He. Wagner.....	8
2. H. Ferris.....	24	Parent.....	14	12. Criger.....	6
3. J. Collins.....	21	8. Hooper.....	11	13. C. Young.....	5
Freeman.....	21	Du. Lewis.....	11	14. 5 players.....	4
5. C. Stahl.....	16	10. J. Stahl.....	8		

SINGLE-SEASON INSIDE-THE-PARK HOME RUN LEADERS

Rank/Player	HR	Year	Rank/Player	HR	Year	Rank/Player	HR	Year
1. H. Ferris.....	9	1903	Freeman.....	6	1901	H. Ferris.....	5	1902
2. Speaker.....	8	1912	C. Stahl.....	6	1901	Freeman.....	5	1902
3. Freeman.....	7	1903	7. Parent.....	5	1904	11. 13 players.....	4	
4. Speaker.....	6	1909	J. Collins.....	5	1902			

NOTE: The Red Sox club record for most inside-the-park home runs in a season is 38 in 1903.

MOST RECENT INSIDE-THE-PARK HOME RUNS BY RED SOX

PLAYER	DATE	OPP.	PITCHER	INN.	ON BASE
Jacoby Ellsbury	9/19/2011 (G2)	vs. BAL	Jeremy Accardo	7	0
Kevin Youkilis	5/28/2007	vs. CLE	Roberto Hernandez	7	0
Trot Nixon	7/15/2005	vs. NYY	Darrell May	2	2
Pokey Reese	5/8/2004	vs. KC	Jimmy Gobble	5	0
Kevin Millar	8/26/2003	vs. TOR	Aquilino Lopez	9	0
Darren Lewis	7/28/1998	at OAK	T. J. Mathews	6	2
Nomar Garciaparra	7/26/1998	vs. TOR	Pat Hentgen	7	2
Luis Rivera	6/21/1991	vs. OAK	Mike Moore	6	0
Mike Greenwell	9/1/1990	vs. NYY	Greg Cadaret	5	3
Bill Buckner	4/25/1990	vs. CAL	Kirk McCaskill	4	0

MOST RECENT INSIDE-THE-PARK HOME RUNS BY OPPONENTS

PLAYER	DATE	OPP.	PITCHER	INN.	ON BASE
Robert Andino	9/26/2011	at BAL	Josh Beckett	6	2
Adrian Beltre	7/23/2006	at SEA	Mike Timlin	8	0
David Newhan	7/21/2004	vs. BAL	Pedro Martinez	7	1
Carlos Beltran	4/29/2003	vs. KC	Tim Wakefield	3	0
Junior Spivey	6/9/2002	vs. ARI	Chris Haney	7	0
Roberto Alomar	6/18/1993	at TOR	Tony Fossas	8	0
Gene Larkin	5/26/1990	at MIN	Mike Boddicker	6	0
Junior Felix	6/2/1989	vs. TOR	Bob Stanley	9	3
Don Baylor	6/4/1984	at NYY	Bob Ojeda	1	1
U.L. Washington	4/11/1983	at KC	Bruce Hurst	5	0

INSIDE-THE-PARK GRAND SLAMS

PLAYER	DATE	OPP.	PITCHER	INN.	SCORE
Mike Greenwell	9/1/1990	vs. NYY	Greg Cadaret	5	15-1
Gary Geiger	8/8/1961	vs. MIN	Camilo Pascual	3	5-6
Don Lenhardt	4/19/1952 (G1)	vs. PHA	Dick Fowler	4	11-2
Jim Tabor	7/4/1939 (G2)	at PHA	Lynn Nelson	6	18-12
Shano Collins	8/18/1921 (G1)	at DET	Red Oldham	1	6-5 (11)
Duffy Lewis	10/3/1912	at PHA	Boardwalk Brown	5	17-5
Duffy Lewis	5/13/1911	at DET	Ed Willett	9	13-11
Freddy Parent	7/8/1904	at NYY	Jack Powell	2	12-3
Hobe Ferris	6/5/1903	vs. CWS	Roy Patterson	5	10-8
Jimmy Collins	7/25/1902	vs. STL	Jack Harper	4	6-3

CAREER EXTRA-INNING HOME RUN LEADERS

Rank/Player	HR	Rank/Player	HR	Rank/Player	HR
1. T. Williams.....	13	8. Doerr.....	5	Malzone.....	3
2. Jensen.....	8	Gernert.....	5	Petrocelli.....	3
Rice.....	8	Stephens.....	5	Stuart.....	3
Yastrzemski.....	8	11.		Tabor.....	3
5. Evans.....	7	12. T. Conigliaro.....	3	Tillman.....	3
Ortiz.....	7	Garciaparra.....	3	Vollmer.....	3
7. Foxx.....	6	Lepcio.....	3	Youkilis.....	3

HOME RUN RECORDS, CONTINUED

SINGLE-SEASON EXTRA-INNING HOME RUN LEADERS

Rank/Player	HR	Year	Rank/Player	HR	Year	Rank/Player	HR	Year
1. Ortiz	3	2003	Montgomery.....	2	1973	Gernert.....	2	1958
T. Williams	3	1946	Petrocelli.....	2	1969	T. Williams	2	1958
3. Youkilis	2	2008	Foy.....	2	1966	Gernert.....	2	1952
Ortiz	2	2005	Horton	2	1965	Vollmer	2	1951
Evans.....	2	1990	Stuart	2	1963	T. Williams	2	1951
Evans.....	2	1985	Tillman.....	2	1962	Stephens.....	2	1949
Greenwell.....	2	1985	Jensen.....	2	1961	Tabor	2	1943
Armas.....	2	1984	Buddin.....	2	1959	Foxx.....	2	1941
Yastrzemski	2	1975	Jensen	2	1959	Foxx.....	2	1940

NOTE: The Red Sox club record for most extra-inning home runs in a season is 8 in 1951 and 1959.

EXTRA-INNING GRAND SLAMS

PLAYER	DATE	OPP.	PITCHER	INN.	SCORE
Dwight Evans	5/19/1989	at OAK	Dennis Eckersley	10	7-4
Jim Rice	7/4/1984	vs. OAK	Gorman Heimueller	10	13-9
Bob Montgomery	7/8/1973	at CWS	Steve Kealey	10	11-2
George Smith	7/10/1966	vs. CWS	Juan Pizarro	10	10-6
Dick Stuart	4/28/1964	vs. BAL	Dick Hall	11	6-4
Carroll Hardy	4/11/1962	vs. CLE	Ron Taylor	12	4-0
Don Buddin	7/11/1959	vs. NYY	Bob Turley	10	8-4
Don Lenhardt	6/2/1952	vs. CWS	Ken Holcombe	10	6-2
Clyde Vollmer	7/28/1951	vs. CLE	Bob Feller	16	8-4
Vern Stephens	8/13/1949	vs. WAS	Joe Haynes	12	5-1
Leon Culberson	5/7/1946	vs. STL	Tex Shirley	14	10-6

CAREER GAME-ENDING HOME RUN LEADERS

Rank/Player	HR	Rank/Player	HR	Rank/Player	HR
1. Ortiz	9	9. W. Ferrell	3	Petrocelli.....	2
2. Foxx.....	8	Garciparra	3	Piersall.....	2
3. Doerr.....	6	T. Williams	3	Romine.....	2
Jensen	6	12. Boggs	2	Tabor	2
5. Rice.....	5	Fisk.....	2	Varitek.....	2
V. Stephens.....	5	Geiger.....	2	Vaughn.....	2
7. Evans.....	4	Malzone	2	Youkilis.....	2
Yastrzemski	4	O'Leary.....	2		

SINGLE-SEASON GAME-ENDING HOME RUN LEADERS

Rank/Player	HR	Year	Rank/Player	HR	Year	Rank/Player	HR	Year
1. Foxx.....	4	1940	Garciparra	2	1998	W. Ferrell	2	1935
2. Ortiz	3	2006	V. Stephens.....	2	1948	8. 153 players.....	1	
3. Ortiz	2	2005	Foxx.....	2	1938			

NOTE: The Red Sox club record for most game-ending home runs in a season is 6 in 1959.

GAME-ENDING GRAND SLAMS

PLAYER	DATE	OPP.	PITCHER	INN.	SCORE
Rico Brogna	8/14/2000	vs. TB	Billy Taylor	9	7-3
Nomar Garciaparra	9/2/1998	vs. SEA	Bobby Ayala	9	7-3
Mo Vaughn	4/10/1998	vs. SEA	Paul Spoljaric	9	9-7
Bob Zupcic	6/30/1992	vs. DET	Mike Henneman	9	8-5
Jim Rice	7/4/1984	vs. OAK	Gorman Heimueller	10	13-9
Ken Harrelson	6/13/1968 (G2)	vs. CAL	Andy Messersmith	9	5-1
George Smith	7/10/1966 (G2)	vs. CWS	Juan Pizarro	10	10-6
Dick Stuart	4/28/1964	vs. BAL	Dick Hal	11	6-4
Carroll Hardy	4/11/1962	vs. CLE	Ron Taylor	12	4-0
Don Buddin	7/11/1959	vs. NYY	Bob Turley	10	8-4
Mickey Owen	7/19/1954 (G1)	vs. BAL	Mike Blyzka	9	9-7
Sammy White	6/11/1952	vs. STL	Satchel Paige	9	11-9
Don Lenhardt	6/2/1952	vs. CWS	Ken Holcombe	10	6-2
Clyde Vollmer	7/28/1951	vs. CLE	Bob Feller	16	8-4
Vern Stephens	8/24/1950	vs. STL	Ned Garver	9	6-2
Vern Stephens	8/13/1949	vs. WAS	Joe Haynes	12	5-1
Jake Jones	6/15/1947 (G2)	vs. CWS	Orval Grove	9	8-4
Leon Culberson	5/7/1946	vs. STL	Tex Shirley	14	10-6
Jimmie Foxx	8/23/1938 (G2)	vs. CLE	Willis Hudlin	9	14-12

HOME RUN RECORDS, CONTINUED

RED SOX CAREER HOME RUN LEADERS AT FENWAY PARK

Rank/Player	Fenway HR	Rank/Player	Fenway HR
1. Ted Williams.....	248	14. Nomar Garciaparra.....	86
2. Carl Yastrzemski.....	237	Jackie Jensen.....	86
3. Jim Rice.....	208	16. Jason Varitek.....	85
4. Dwight Evans.....	199	17. Reggie Smith.....	76
5. David Ortiz.....	150	18. Joe Cronin.....	74
6. Bobby Doerr.....	145	19. Vern Stephens.....	70
7. Manny Ramirez.....	136	20. Fred Lynn.....	69
8. Rico Petrocelli.....	134	21. Frank Malzone.....	68
9. Jimmie Foxx.....	126	22. Dick Gernert.....	66
10. Mo Vaughn.....	118	23. Mike Greenwell.....	64
11. Carlton Fisk.....	90	24. Kevin Youkilis.....	63
George Scott.....	90	25. Troy O'Leary.....	61
13. Tony Conigliaro.....	87	John Valentin.....	61

LONGEST KNOWN HOME RUNS AT FENWAY PARK

On June 19, 1977, Carl Yastrzemski hit the longest known home run to the right of the bleachers, an 8th-inning bomb off Yankees RHP Dick Tidrow. It reached approximately 460 feet before striking the facing of the right-field roof about 20 feet to the right of where the retired No. 42 now appears. It is the only ball to reach the right-field roof façade.

On September 21, 1956, Mickey Mantle of the Yankees, batting left-handed, hit the longest known homer to straight-away center field off RHP Frank Sullivan. It carried approximately 480 feet before it struck one foot below the top of the brick barrier located behind Section 36.

On June 9 1946, Ted Williams hit a 502-foot home run to right off Detroit RHP Fred Hutchinson. The ball landed on top of the straw hat of Joseph A. Boucher, 56, a construction engineer from Albany, NY who was sitting in Section 42, Row 37, Seat 21. "The sun was right in our eyes," he said. "All we could do was duck. I'm glad I didn't stand up. They say it bounced a dozen rows higher, but after it hit my head, I was no longer interested." At that time the bleachers were benches and not individual seats.

Six home runs were hit over the old center field wall to the right of the flag pole (see chart). The elevation over the old brick wall was installed prior to the 1976 season and was removed prior to the 2003 season. No one hit a home run over that elevation that was in place from 1976-2002.

DATE	PLAYER, TEAM	PITCHER, TEAM
7/18/1975	Jim Rice, BOS	Steve Busby, KC
9/29/1973	Bobby Mitchell, MIL	Rogelio Moret, BOS
5/16/1970	Carl Yastrzemski, BOS	Dennis Higgins, CLE
4/20/1957	Bill Skowron, NYY	Bob Porterfield, BOS
8/12/1937	Jimmie Foxx, BOS	Kemp Wicker, NYY
5/22/1937	Hank Greenberg, DET	Wes Ferrell, BOS

MAJOR LEAGUE BALLPARKS WITH THE MOST REGULAR SEASON HOME RUNS

RANK	BALLPARK	TEAM	HR	YEARS
1	Wrigley Field	Cubs	12,236	1914-present
2	Fenway Park	Red Sox	11,379	1912-present
3	Yankee Stadium	Yankees	11,270	1923-2008
4	Tiger Stadium	Tigers	11,111	1912-2000

NOTE: The Red Sox have hit 5,994 home runs in Fenway Park. Kevin Millar hit No. 10,000 in Fenway Park history on 8/9/2003 vs. Baltimore.

HOME RUNS IN FIRST RED SOX PLATE APPEARANCE

PLAYER	DATE	OPP.	PITCHER	INN.	ON BASE	SCORE
Daniel Nava*	6/12/2010	vs. PHI	Joe Blanton	2	3	10-2
Darnell McDonald	4/20/2010	vs. TEX	Darren Oliver	8	1	4-6
Orlando Cabrera	8/1/2004	at MIN	Johan Santana	1	0	3-4
Curtis Pride (PH)	9/19/1997	vs. CWS	Keith Foulke	9	0	4-5
Rob Deer	8/22/1993	vs. CLE	Derek Lilliquist	2	0	2-3
John Kennedy (PH)**	7/5/1970	vs. CLE	Rick Austin	5	0	8-4
Ken Harrelson	8/29/1967 (G2)	vs. NYY	Bill Monbouquette	2	0	3-4 (20)
Rip Repulski	5/10/1960	vs. CWS	Don Ferrarese	8	3	9-7
Eddie Pellagrini*	4/22/1946	vs. WAS	Sid Hudson	7	0	5-4
Lefty LeFebvre*	6/10/1938	vs. CWS	Mike Kreevich	8	1	2-15

* First ML plate appearance

** Inside-the-park

NOTE: Bob Tillman hit a solo homer in his 1st career at-bat (walked in 1st PA) off Ted Bowsfield of the Angels in the 4th inning on 5/19/1962 at Fenway Park.

HOME RUN RECORDS, CONTINUED

INSIDE-THE-PARK AND CONVENTIONAL HOME RUNS IN SAME GAME

PLAYER	DATE	INN. INSIDE	INN. CONV.	OPP.
Buck Freeman	7/17/1901	9	6	vs. CLE
Bill Regan	6/16/1928	4	4	vs. CWS
Jim Tabor	7/4/1939 (G2)	6	3	vs. PHA
Dick Stuart	8/19/1963	2	9	vs. CLE
Carl Yastrzemski	4/10/1968	9	7	at DET
Tony Armas	9/24/1983	8	1	at DET
Pokey Reese	5/8/2004	5	6	vs. KC

TEAM HOME AND ROAD HOME RUN HIGHS

HOME		ROAD	
Rank/Year	HR	Rank/Year	HR
1. 1977	124	1. 2003	127
2. 1996	121	2. 2010	113
1979	121	3. 2011	112
4. 1970	117	1998	112
5. 2009	114	5. 2004	111
6. 2004	111	6. 2006	109
2003	111	7. 2005	107
8. 1969	105	8. 1995	105
9. 1984	100	9. 2001	101
1964	100	2000	101
1950	100	11. 2002	100
12. 2010	98	12. 2009	98

MOST AT-BATS WITHOUT A HOME RUN IN A SEASON

Rank/Player	AB	YEAR	AVG.	RBI	POSITION
1. Doc Cramer	658	1938	.301	71	CF
2. Tom Oliver	646	1930	.293	46	CF
3. Doc Cramer	643	1936	.292	41	CF
4. Johnny Pesky	638	1947	.324	39	SS
5. Jerry Remy	636	1982	.280	47	2B
6. Bill Wambsganss	632	1924	.275	49	2B
7. Freddy Parent	602	1905	.234	33	SS
8. Billy Goodman	599	1955	.294	52	2B
9. Jerry Remy	592	1983	.275	43	2B
10. Doc Cramer	589	1939	.311	56	CF

TOP PAIRS OF MAJOR LEAGUE TEAMMATES HOMERING IN SAME GAME

NO.	PLAYERS	HR	NO.	PLAYERS	HR
1.	Hank Aaron/Eddie Mathews	75	8.	Dwight Evans/Jim Rice	56
2.	Lou Gehrig/Babe Ruth	73		Joe Adcock/Eddie Mathews	56
3.	Willie Mays/Willie McCovey	68	10.	Yogi Berra/Mickey Mantle	55
4.	Gil Hodges/Duke Snider	67	11.	Jay Buhner/Ken Griffey Jr.	53
5.	Ron Santo/Billy Williams	64	12.	Jim Edmonds/Albert Pujols	52
6.	Bob Allison/Harmon Killebrew	61	13.	Orlando Cepeda/Willie Mays	50
7.	Andruw Jones/Chipper Jones	59	14.	David Ortiz/Manny Ramirez	48
				Manny Ramirez/Jim Thome	48

TOP PAIRS OF RED SOX TEAMMATES HOMERING IN SAME GAME

NO.	PLAYERS	HR	NO.	PLAYERS	HR	
1.	Dwight Evans/Jim Rice.....	56	14.	David Ortiz/Kevin Youkilis	24	
2.	David Ortiz/Manny Ramirez	48		Carlton Fisk/Jim Rice.....	24	
3.	Bobby Doerr/Ted Williams	38		Jimmie Foxx/Ted Williams	24	
4.	Tony Conigliaro/Carl Yastrzemski	29		Joe Cronin/Jimmie Foxx	24	
5.	Trot Nixon/Manny Ramirez	28	18.	Fred Lynn/Jim Rice.....	22	
	Rico Petrocelli/Carl Yastrzemski	28		Fred Lynn/Carl Yastrzemski.....	22	
7.	David Ortiz/Jason Varitek	27	20.	Dwight Evans/Carl Yastrzemski	21	
	Jim Rice/Carl Yastrzemski	27		Carlton Fisk/Carl Yastrzemski	21	
	George Scott/Carl Yastrzemski	27		Vern Stephens/Ted Williams	21	
10.	Reggie Smith/Carl Yastrzemski.....	26	23.	Butch Hobson/Jim Rice	20	
11.	Manny Ramirez/Jason Varitek	25		Rico Petrocelli/Reggie Smith	20	
	John Valentin/Mo Vaughn	25				
	Jackie Jensen/Ted Williams.....	25				

HOME RUN RECORDS, CONTINUED

CAREER MULTI-HOMER GAME LEADERS

Rank/Player	G
1. T. Williams	37
2. Ortiz	35
Rice	35
4. Ramirez	28
5. Yastrzemski	27
6. Foxx	23
7. Evans	22
Vaughn	22

Rank/Player	G
9. Garciaparra	17
10. Doerr	14
11. V. Stephens	13
12. Lynn	12
Malzone	12
Scott	12
R. Smith	12
16. Fisk	11

Rank/Player	G
Valentin	11
Varitek	11
19. Armas	10
20. T. Conigliaro	9
Petrocelli	9
Youkilis	9
23. Jensen	8
Stuart	8

SINGLE-SEASON MULTI-HOMER GAME LEADERS

Rank/Player	G	Year
1. Foxx	10	1938
2. Ortiz	9	2005
3. Ramirez	7	2002
Rice	7	1977
5. Ortiz	6	2006

Rank/Player	G	Year
Ortiz	6	2003
Vaughn	6	1996
Armas	6	1983
Rice	6	1983
10. Ramirez	5	2001

Rank/Player	G	Year
Garciaparra	5	1999
Rice	5	1979
Fisk	5	1977
Yastrzemski	5	1967
15. 26 players	4	

ROOKIE HOME RUN LEADERS

Rank/Player	HR	Year
1. Dropo	34	1950
2. T. Williams	31	1939
3. Garciaparra	30	1997
4. G. Scott	27	1966
Zachin	27	1955
6. T. Conigliaro	24	1964
7. Rice	22	1975

Rank/Player	HR	Year
Fisk	22	1972
9. Daubach	21	1999
Lynn	21	1975
11. Burks	20	1987
12. Greenwell	19	1987
Gernert	19	1952
14. B. Conigliaro	18	1970

Rank/Player	HR	Year
15. Pagliaroni	16	1961
J. Jones	16	1947
17. T. Nixon	15	1999
R. Smith	15	1967
Foy	15	1966
Malzone	15	1957

MOST HOME RUNS AT HOME IN A SINGLE SEASON

Rank/Player	HR	Year
1. Foxx	35	1938
2. T. Williams	28	1979
Rice	28	1978
4. Vaughn	27	1996
Rice	27	1979
Rice	27	1977
Yastrzemski	27	1967
8. Stuart	25	1963

Rank/Player	HR	Year
9. Dropo	24	1950
10. Ramirez	23	2004
T. Conigliaro	23	1965
13. Ortiz	23	1949
Ortiz	22	2006
Ramirez	22	2005
Yastrzemski	22	1970
Petrocelli	22	1969

Rank/Player	HR	Year
17. Ramirez	21	2001
Armas	21	1984
Yastrzemski	21	1969
V. Stephens	21	1949
Foxx	21	1936
22. Ortiz	20	2005
Vaughn	20	1997
Petrocelli	20	1970

MOST HOME RUNS ON THE ROAD IN A SINGLE SEASON

Rank/Player	HR	Year
1. Ortiz	32	2006
2. Ortiz	27	2005
3. T. Williams	26	1957
4. Ortiz	24	2004
Vaughn	24	1995
6. Ramirez	23	2005
Rice	23	1983
8. Baylor	22	1986
Armas	22	1984

Rank/Player	HR	Year
10. Bay	21	2009
Vaughn	21	1998
12. Ramirez	20	2004
Ramirez	20	2001
Evans	20	1987
T. Williams	20	1949
T. Williams	20	1946
T. Williams	20	1942
Foxx	20	1936

Rank/Player	HR	Year
Ruth	20	1919
20. Ortiz	19	2007
Ramirez	19	2006
Ramirez	19	2003
Garciaparra	19	1997
Armas	19	1983
Yastrzemski	19	1969

NOTE: Tony Armas (1984), Jimmie Foxx (1936), David Ortiz (2005-06), Manny Ramirez (2001, 2004-05) and Ted Williams (1949) are the only Red Sox ever with at least 20 homers in a season at home and on the road. Ortiz tied Babe Ruth's (1927) AL record with 32 road home runs in 2006.

RED SOX MONTHLY HOME RUN RECORDS

MONTH	HR	NAME	YEAR	TOTAL
April	10	David Ortiz	2006	54
May	13	Jim Rice	1978	46
June	14	Jackie Jensen	1958	35
July	14	David Ortiz	2006	54
August	13	Dwight Evans	1987	34
	13	Jimmie Foxx	1940	36
September	11	David Ortiz	2005	47
Sept.-Oct.	12	Manny Ramirez (9 in Sept., 3 in Oct.)	2005	45
	12	Jimmie Foxx (10 in Sept., 2 in Oct.)	1938	50

INDIVIDUAL PITCHING RECORDS

SINGLE SEASON

MOST BASES ON BALLS, left-handed	134, Mel Parnell, 1949
MOST BASES ON BALLS, right-handed	121, Mike Torrez, 1979; Don Schwall, 1962
LOWEST OPPONENTS BATTING AVERAGE167*, Pedro Martinez, 2000
LOWEST EARNED RUN AVERAGE, left-handed	0.96+, Dutch Leonard (224.2 IP), 1914
LOWEST EARNED RUN AVERAGE, right-handed	1.26, Cy Young (299.0 IP), 1908
MOST EARNED RUNS	140, Wes Ferrell, 1936
MOST GAMES, left-handed	74, Rob Murphy, 1989
MOST GAMES, right-handed	81, Mike Timlin, 2005
MOST COMPLETE GAMES	41, Cy Young, 1902
MOST GAMES FINISHED	69, Tom Gordon, 1998
MOST HITS	350, Cy Young, 1902
MOST CONSECUTIVE BATTERS RETIRED, without a hit	76+, Cy Young, 1904
MOST HIT BATSMEN	20, Bronson Arroyo, 2004; Howard Ehmke, 1923
MOST HOME RUNS, left-handed	35, Bruce Hurst, 1987
MOST HOME RUNS, right-handed	38, Tim Wakefield, 1996
MOST HOME RUNS, bases loaded	3, Ramon Martinez, 2000
MOST HOME RUNS, leadoff	5, Pedro Martinez, 2004
MOST INNINGS, left-handed	326.1, Babe Ruth, 1917
MOST INNINGS, right-handed	384.2, Cy Young, 1902
MOST INNINGS, as reliever	168.1*, Bob Stanley, 1982
MOST CONSECUTIVE INNINGS, hitless	24.0+, Cy Young, 1904
MOST CONSECUTIVE INNINGS, scoreless	45.2, Cy Young, 1904
MOST CONSECUTIVE GAMES, scoreless	25, Daniel Bard, 2011
MOST LOSSES, left-handed	18, Hal Wiltse, 1927
MOST LOSSES, right-handed	25, Red Ruffing, 1928
MOST CONSECUTIVE LOSSES	14, Joe Harris, 1906
LOWEST OPPONENTS ON-BASE PERCENTAGE213+, Pedro Martinez, 2000
LOWEST WALKS AND HITS PER INNING PITCHED	0.74+, Pedro Martinez, 2000
MOST RUNS	172, Ted Lewis, 1901
MOST SAVES, left-handed	24, Tom Burgmeier, 1980
MOST SAVES, right-handed	46, Tom Gordon, 1998
MOST SAVES, one month	12, Bob Stanley, Aug. 1980
MOST CONSECUTIVE SAVES	43, Tom Gordon, 1998
MOST CONSECUTIVE SAVES, any season	54*, Tom Gordon, 4/19/1998-5/31/1999
MOST CONSECUTIVE SAVES, to start season	20, Jonathan Papelbon, 2006
MOST CONSECUTIVE SEASONS, 30 or more saves	6, Jonathan Papelbon, 2006-11
MOST SHUTOUT WINS, left-handed	9**, Babe Ruth, 1916
MOST SHUTOUT WINS, right-handed	10, Joe Wood, 1912; Cy Young, 1904
MOST SHUTOUT WINS, by score of 1-0	5**, Joe Bush, 1918
MOST SHUTOUT LOSSES	8, Joe Harris, 1906
MOST STARTS, left-handed	41, Babe Ruth, 1916
MOST STARTS, right-handed	43, Cy Young, 1902
MOST STRIKEOUTS, left-handed	225, Jon Lester, 2009 and 2010
MOST STRIKEOUTS, right-handed	313, Pedro Martinez, 1999
MOST STRIKEOUTS, per 9.0 innings	13.2*, Pedro Martinez, 1999
MOST GAMES, 10 or more strikeouts	19, Pedro Martinez, 1999
MOST CONSECUTIVE GAMES, 10 or more strikeouts	8+, Pedro Martinez, 1999
MOST WILD PITCHES	21, Earl Wilson, 1963
HIGHEST WINNING PERCENTAGE882, Bob Stanley (15-2), 1978
MOST WINS, left-handed	25, Mel Parnell, 1949
MOST WINS, right-handed	34, Joe Wood, 1912
MOST WINS, as reliever	16, Dick Radatz, 1964
MOST WINS, at home	19, Cy Young, 1901
MOST WINS, at Fenway Park	18, Joe Wood, 1912
MOST WINS, on road	16, Joe Wood, 1912
MOST CONSECUTIVE WINS	16**, Joe Wood, 1912
MOST CONSECUTIVE WINS, at home	13, Dave Ferriss, 1946; Tex Hughson, 1944
MOST CONSECUTIVE WINS, on road	11, Dutch Leonard, 1914
MOST CONSECUTIVE WINS, to start season	14, Roger Clemens, 1986

SINGLE SEASON ROOKIE

MOST BASES ON BALLS	110, Don Schwall, 1961
LOWEST EARNED RUN AVERAGE	2.39, Dutch Leonard, 1913
MOST GAMES	66, Hideki Okajima, 2007
MOST COMPLETE GAMES	26, Dave Ferriss, 1945; George Winter, 1901
MOST INNINGS	275.2, Buck O'Brien, 1912

+ML record (since 1900) ++tied for ML record *AL record **tied for AL record

INDIVIDUAL PITCHING RECORDS, CONTINUED

MOST WINS.....	21, Dave Ferriss, 1945
MOST LOSSES.....	21, Joe Harnmaris, 1906
MOST SAVES.....	35, Jonathan Papelbon, 2006
MOST SHUTOUTS.....	5, Dave Ferriss, 1945
MOST STARTS.....	34, Buck O'Brien, 1912
MOST STRIKEOUTS.....	201, Daisuke Matsuzaka, 2007
MOST STRIKEOUTS, game.....	15, Roger Clemens, 8/21/1984 vs. KC
MOST RUNS.....	149, Ted Wingfield, 1925

SINGLE GAME

MOST BALKS.....	4**, John Dopson, 6/13/1989 vs. DET
MOST BASES ON BALLS.....	12, Fritz Ostermueller, 7/30/1935 at WAS
MOST BASES ON BALLS, in relief.....	11, Mickey McDermott, 5/20/1948 at CLE; Ken Chase, 6/13/1943 vs. WAS (G1)
MOST CONSECUTIVE BATTERS RETIRED.....	34, Waite Hoyt, 9/24/1919 (G2) at NYY (2nd to 13th)
MOST EXTRA-BASE HITS.....	10, Curt Schilling, 8/10/2006 at KC
FEWEST HITS ALLOWED, complete game in ML debut.....	1++, Billy Rohr, 4/14/1967 at NYY, 3-0
MOST HOME RUNS.....	6++, Tim Wakefield, 8/8/2004 at DET
MOST INNINGS.....	24.0**, Joe Harris, 9/1/1906 vs. PHA (L, 4-1)
MOST INNINGS, in relief.....	11.0, Babe Ruth, 5/15/1919 at CWS (W); Ted Lewis, 7/27/1901 at CWS (L)
MOST CONSECUTIVE SCORELESS INNINGS.....	20.0*, Joe Harris, 9/1/1906 (4th thru 23rd) vs. PHA
MOST STRIKEOUTS.....	20++, Roger Clemens, 9/18/1996 at DET; 4/29/1986 vs. SEA
MOST STRIKEOUTS, in relief.....	12, Diego Segui, 9/22/1974 (7.2 IP) vs. BAL
MOST CONSECUTIVE STRIKEOUTS.....	8**, Roger Clemens, 4/29/1986 vs. SEA
MOST WILD PITCHES.....	4, Daisuke Matsuzaka, 5/27/2009 at MIN; Milt Gaston, 9/14/1929 vs. DET

SINGLE INNING

MOST BATTERS FACED.....	16++, Howard Ehmke, 9/28/1923 (6th) vs. NYY; Lefty O'Doul, 7/7/1923 (6th) vs. CLE; Doc Adkins, 7/8/1902 (6th) vs. PHA;
MOST HITS.....	12+, Doc Adkins, 7/8/1902 (6th) vs. PHA
MOST RUNS.....	13+, Lefty O'Doul, 7/7/1923 (6th) at CLE (G1)
MOST STRIKEOUTS.....	4++, Tim Wakefield, 8/10/1999 (9th) at KC
MOST WALKS.....	6, Lefty O'Doul, 7/7/1923 (6th) at CLE

CLUB PITCHING RECORDS

TEAM PITCHING

MOST BASES ON BALLS.....	748 in 1950
FEWEST BASES ON BALLS.....	233* in 1904
MOST COMPLETE GAMES.....	148+ in 1904
FEWEST COMPLETE GAMES.....	2 in 2011
LOWEST ERA.....	2.12 in 1904
HIGHEST ERA.....	5.02 in 1932
MOST HOME RUNS.....	190 in 1987
MOST HOME RUNS, home.....	97 in 1966 (81 games)
MOST HOME RUNS, road.....	115 in 1987 (82 games)
MOST HOME RUNS, leadoff.....	8 in 1999
MOST HOME RUNS, extra innings.....	7 in 1987; 1969
MOST HOME RUNS, bases loaded.....	8 in 2005; 2004
MOST HOME RUNS, pinch hit.....	8 in 1991
MOST HOME RUNS, one month.....	49, June 1966 (31 games)
FEWEST HOME RUNS.....	6* in 1913
FEWEST HOME RUNS, since 1946.....	82 in 1949
MOST SAVES.....	53 in 1998
MOST PITCHERS, 10 or more saves.....	3++ in 1999
MOST SHUTOUTS.....	26 in 1918
FEWEST SHUTOUTS.....	3 in 1994; 1932; 1923
MOST CONSECUTIVE SHUTOUTS.....	3, 10 times, last time 4/25-29(G1)/2004
MOST STRIKEOUTS.....	1,259 in 2001 (161 games)
FEWEST STRIKEOUTS.....	310 in 1925 (152 games)

TEAM PITCHING, GAME

LARGEST LEAD RELINQUISHED IN LOSS.....	10 runs up, 6/4/1989 vs. TOR (10-0 after 6 inn., lost 13-11 in 12 inn.)
MOST RUNS.....	CLE 27, BOS 3, 7/7/1923 (G1)
MOST RUNS, shutout.....	CLE 19, BOS 0, 5/18/1955
MOST HOME RUNS.....	7, 8/8/2004 at DET; 5/17/1967 vs. BAL; 5/30/1961 vs. NYY
MOST STRIKEOUTS, 9-inning game.....	20++, 9/18/1996 at DET, (W, 4-0); 4/29/1986 vs. SEA (W, 3-1)
MOST WALKS, 9-inning game.....	18++, 5/20/1948 at CLE, Harris 7 (1.1 IP), McDermott 11 (6.2 IP), lost 13-4

+ML record (since 1900) ++tied for ML record *AL record **tied for AL record

SINGLE-SEASON PITCHING LEADERS

WINS

1. J. Wood *34-5, 1912
2. C. Young *33-10, 1901
3. C. Young *32-11, 1902
4. C. Young *28-9, 1903
5. C. Young 26-16, 1904
6. Parnell *25-7, 1949
- Ferriss 25-6, 1946
- Ferrell *25-14, 1935
9. Clemens *24-4, 1986
- Ruth 24-13, 1917

LOSSES

1. Ruffing *10-25, 1928
2. Ruffing *9-22, 1929
3. S. Harriss *14-21, 1927
- J. Harris †2-21, 1906
- C. Young †13-21, 1906
- Dinneen *21-21, 1902
7. Gaston †13-20, 1930
- Ja. Russell †9-20, 1930
- Ehmke 9-20, 1925
- S. Jones 12-20, 1919

WIN PCT. (MIN. 15 DEC.)

1. Stanley882, 1978
2. J. Wood *.872, 1912
3. Moret *.867, 1973
4. Matsuzaka857, 2008
- Clemens *.857, 1986
6. P. Martinez *.852, 1999
7. P. Martinez *.833, 2002
8. Moret *.824, 1975
9. Ferriss *.806, 1946
10. Kinder *.793, 1949

EARNED RUN AVERAGE

1. Leonard *.096, 1914
2. C. Young 1.26, 1908
3. J. Wood *1.49, 1915
4. R. Collins 1.62, 1910
5. C. Young *1.62, 1901
6. Shore 1.64, 1915
7. J. Wood 1.68, 1910
8. Foster 1.70, 1914
9. P. Martinez *1.74, 2000
10. Mays 1.74, 1917

STRIKEOUTS

1. P. Martinez *313, 1999
2. Clemens *291, 1988
3. P. Martinez *284, 2000
4. J. Wood 258, 1912
5. Clemens *257, 1996
6. Clemens 256, 1987
7. P. Martinez 251, 1998
8. Lonborg *246, 1967
9. Clemens *241, 1991
10. P. Martinez *239, 2002

SAVES

1. T. Gordon *46, 1998
2. Lowe †42, 2000
3. Papelbon 41, 2008
4. Urbina 40, 2002
- Reardon 40, 1991
6. Papelbon 38, 2009
7. Papelbon 37, 2010
- Papelbon 37, 2007
9. Papelbon 35, 2006
10. 2 players 33

GAMES

1. Timlin *81, 2005
2. G. Harris *80, 1993
3. Radatz 79, 1964
4. Timlin 76, 2004
5. Slocumb 75, 1996
6. Lowe 74, 2000
- Lowe 74, 1999
- R. Murphy 74, 1989
9. D. Bard 73, 2010
- Delcarmen 73, 2008
- T. Gordon 73, 1998

GAMES STARTED

1. C. Young *43, 1902
2. Dinneen 42, 1902
3. Ruth *41, 1916
- C. Young 41, 1904
- C. Young 41, 1901
6. Lonborg 39, 1967
- Ehmke 39, 1923
8. 7 players 38

INNINGS

1. C. Young *384.2, 1902
2. C. Young 380.0, 1904
3. Dinneen 371.1, 1902
- C. Young 371.1, 1901
5. J. Wood 344.0, 1912
6. C. Young 343.1, 1907
7. C. Young *341.2, 1903
8. Dinneen 335.2, 1904
9. Ruth 326.1, 1917
10. Ruth 323.2, 1916

COMPLETE GAMES

1. C. Young *41, 1902
2. C. Young 40, 1904
3. Dinneen 39, 1902
4. C. Young 38, 1901
5. Dinneen 37, 1904
6. Ruth *35, 1917
- J. Wood *35, 1912
8. C. Young †34, 1903
9. C. Young 33, 1907
10. Dinneen 32, 1903

SHUTOUTS

1. J. Wood *10, 1912
- C. Young *10, 1904
3. Ruth *9, 1916
4. Clemens *8, 1988
- Mays †8, 1918
6. Clemens *7, 1987
- Tiant *7, 1974
- Bush 7, 1918
- Leonard 7, 1914
- C. Young *7, 1903

WALKS

1. Parnell 134, 1949
2. McDermott 124, 1950
3. Torrez *121, 1979
- Schwall 121, 1962
5. Newsom 119, 1937
- Ja. Wilson 119, 1937
- Ferrell 119, 1936
- Ehmke 119, 1923
9. Ruffing 118, 1929
- Ruth 118, 1916

HOME RUNS ALLOWED

1. Wakefield 38, 1996
2. E. Wilson 37, 1964
3. Beckett 36, 2006
4. Wakefield *35, 2005
- Hurst 35, 1987
6. Wise 34, 1975
- Monbouquette 34, 1964
8. Conley 33, 1961
9. Boyd 32, 1986
- Tudor 32, 1983
- Tiant 32, 1973
- Monbouquette 32, 1965

10-STRIKEOUT GAMES

1. P. Martinez *19, 1999
2. P. Martinez *15, 2000
3. Clemens *12, 1988
4. P. Martinez *9, 2002
- P. Martinez *9, 2001
- Clemens †9, 1987
7. P. Martinez 8, 1998
- Clemens *8, 1996
- Clemens †8, 1986
- Lonborg *8, 1967

RELIEF WINS

1. Radatz *16, 1964
2. Radatz *15, 1963
3. Clear *14, 1982
4. Stanley *13, 1978
- Campbell 13, 1977
6. Stanley 12, 1982
7. Delock *11, 1956
8. 7 players 10

* led league † tied for league lead

CAREER PITCHING LEADERS

WINS

1. Clemens	192
2. C. Young	192
3. Wakefield	186
4. Parnell	123
5. Tiant	122
6. P. Martinez	117
7. J. Wood	116
8. Stanley	115
9. Dobson	106
10. Grove	105
11. Hughson	96
12. Monbouquette	96
13. B. Lee	94
14. Brewer	91
15. Leonard	90
16. F. Sullivan	90
17. Ruth	89
18. Eckersley	88
19. Hurst	88
20. Kinder	86

ERA (MIN 1,000 IP)

1. J. Wood	1.99
2. C. Young	2.00
3. Leonard	2.14
4. Ruth	2.19
5. Mays	2.21
6. R. Collins	2.51
7. P. Martinez	2.52
8. Dinneen	2.81
9. Winter	2.91
10. Hughson	2.94
11. Clemens	3.06
12. Kinder	3.28
13. Grove	3.34
14. Tiant	3.36
15. S. Jones	3.39
16. F. Sullivan	3.47
17. Culp	3.50
18. Parnell	3.50
19. Dobson	3.57
20. Stanley	3.64

GAMES

1. Stanley	637
2. Wakefield	590
3. Papelbon	396
4. Timlin	394
5. Lowe	384
6. Clemens	383
7. Kinder	365
8. C. Young	327
9. Delock	322
10. B. Lee	321
11. Delcarmen	289
12. Parnell	289
13. G. Harris	287
14. Fornieles	286
15. Radatz	286
16. Tiant	274
17. Garces	261
18. Okajima	261
19. Lyle	260
20. Dobson	259

COMPLETE GAMES

1. C. Young	275
2. Dinneen	156
3. Winter	141
4. J. Wood	121
5. Grove	119
6. Parnell	113
7. Tiant	113
8. Ruth	105
9. Clemens	100
10. Hughson	99
11. Leonard	96
12. R. Collins	90
13. Dobson	90
14. Mays	87
15. Tannehill	85
16. Ehmeke	83
17. S. Jones	83
18. Ferrell	81
19. Brewer	75
20. Ruffing	73

LOSSES

1. Wakefield	168
2. C. Young	112
3. Clemens	111
4. Stanley	97
5. Winter	97
6. Ruffing	96
7. Ja. Russell	94
8. Monbouquette	91
9. Dinneen	85
10. Brewer	82
11. Tiant	81
12. F. Sullivan	80
13. MacFayden	78
14. Parnell	75
15. Hurst	73
16. Delock	72
17. Dobson	72
18. W. Nixon	72
19. Eckersley	71
20. B. Lee	68

STRIKEOUTS

1. Clemens	2,590
2. Wakefield	2,046
3. P. Martinez	1,683
4. C. Young	1,341
5. Tiant	1,075
6. Hurst	1,043
7. Beckett	1,014
8. J. Wood	986
9. Monbouquette	969
10. Lester	894
11. F. Sullivan	821
12. Culp	794
13. Lonborg	784
14. Eckersley	771
15. Leonard	771
16. Grove	743
17. Brewer	733
18. Parnell	733
19. E. Wilson	714
20. 2 players	693

GAMES STARTED

1. Wakefield	430
2. Clemens	382
3. C. Young	297
4. Tiant	238
5. Parnell	232
6. Monbouquette	228
7. Brewer	217
8. Hurst	217
9. Dobson	202
10. P. Martinez	201
11. F. Sullivan	201
12. Eckersley	191
13. Grove	190
14. W. Nixon	177
15. Winter	176
16. Dinneen	174
17. Beckett	173
18. B. Lee	167
19. Lonborg	163
20. Leonard	160

SHUTOUTS

1. Clemens	38
2. C. Young	38
3. J. Wood	28
4. Tiant	26
5. Leonard	25
6. Parnell	20
7. R. Collins	19
8. Hughson	19
9. S. Jones	18
10. Dobson	17
11. Ruth	17
12. Dinneen	16
13. Monbouquette	16
14. Foster	15
15. Grove	15
16. Mays	14
17. F. Sullivan	14
18. Tannehill	14
19. 3 players	13

WINNING PCT. (MIN 100 DEC.)

1. P. Martinez	.760
2. Lester	.691
3. J. Wood	.674
4. Ruth	.659
5. Beckett	.641
6. Hughson	.640
7. Clemens	.634
8. C. Young	.632
9. Grove	.629
10. Kinder	.623
11. Parnell	.621
12. Tannehill	.620
13. Ferrell	.608
14. Tiant	.601
15. Dobson	.596
16. Leonard	.588
17. Mays	.585
18. B. Lee	.580
19. R. Collins	.575
20. Lowe	.560

SAVES

1. Papelbon	219
2. Stanley	132
3. Radatz	104
4. Kinder	91
5. Reardon	88
6. Lowe	85
7. Lyle	69
8. Gordon	68
9. L. Smith	58
10. Campbell	51
11. Urbina	49
12. Fornieles	48
13. Slocumb	48
14. Foulke	47
15. Je. Russell	45
16. Drago	41
17. Burmeier	40
18. Clear	38
19. Delock	31
20. 3 players	28

INNINGS

1. Wakefield	3,006.0
2. Clemens	2,776.0
3. C. Young	2,728.1
4. Tiant	1,774.2
5. Parnell	1,752.2
6. Stanley	1,707.0
7. Monbouquette	1,622.0
8. Winter	1,599.2
9. Dobson	1,544.0
10. Grove	1,539.2
11. Brewer	1,509.1
12. F. Sullivan	1,505.1
13. B. Lee	1,503.1
14. Dinneen	1,501.0
15. Hurst	1,459.0
16. J. Wood	1,418.0
17. P. Martinez	1,383.2
18. Hughson	1,375.2
19. Eckersley	1,371.2
20. Leonard	1,361.1

WALKS

1. Wakefield	1,095
2. Clemens	856
3. Parnell	758
4. Brewer	669
5. Dobson	604
6. J. Wilson	564
7. W. Nixon	530
8. Delock	514
9. McDermott	504
10. Tiant	501
11. Ostermueller	491
12. E. Wilson	481
13. Hurst	479
14. F. Sullivan	475
15. Stanley	471
16. Ruffing	459
17. B. Lee	448
18. Grove	447
19. MacFayden	430
20. Ruth	425

CAREER PITCHING LEADERS, CONTINUED

HOME RUNS ALLOWED

1. Wakefield	401
2. Clemens	194
3. Monbouquette	180
4. Hurst	173
5. Tiant	170
6. Eckersley	167
7. Beckett	137
8. B. Lee	136
9. Delock	134
10. Boyd	126
Brewer	126
12. F. Sullivan	123
E. Wilson	123
14. Stanley	113
15. Lonborg	105
16. Parnell	104
17. Culp	103
P. Martinez	103
19. Kinder	94
20. W. Nixon	90

K'S PER 9 INN. (MIN. 1,000 IP)

1. P. Martinez	10.95
2. Clemens	8.40
3. Beckett	8.20
4. Culp	6.54
5. Hurst	6.43
6. Lonborg	6.42
7. E. Wilson	6.27
8. J. Wood	6.26
9. Wakefield	6.13
10. Lowe	5.84
11. Tiant	5.45
12. Monbouquette	5.38
13. Leonard	5.10
14. Eckersley	5.06
15. Boyd	5.05
16. Delock	4.93
17. F. Sullivan	4.91
18. Ja. Wilson	4.75
19. Hughson	4.53
20. W. Nixon	4.49

RELIEF WINS

1. Stanley	85
2. Radatz	49
3. Kinder	40
4. Clear	35
5. Delock	34
6. Fornieles	31
7. Timlin	30
8. Campbell	28
9. Ryba	26
Ja. Wilson	26

10-STRIKEOUT GAMES

1. P. Martinez	72
2. Clemens	68
3. Lester	16
4. J. Wood	18
5. Hurst	13
6. Culp	10
Lonborg	10
Morehead	10
9. Tiant	9
10. C. Young	8

20-GAME WINNERS

Rank/Player	W-L	Year
1. J. Wood	*34-5	1912
2. C. Young	*33-10	1901
3. C. Young	*32-11	1902
4. C. Young	*28-9	1903
5. C. Young	26-16	1904
6. Parnell (L)	*25-7	1949
Ferriss	25-6	1946
W. Ferrell	*25-14	1935
9. Clemens	*24-4	1986
Ruth (L)	24-13	1917
11. P. Martinez	*23-4	1999
Kinder	23-6	1949
S. Jones	23-16	1921
Ruth (L)	23-12	1916
J. Wood	23-17	1911
Dinneen	23-14	1904

Rank/Player	W-L	Year
17. Tiant	22-13	1974
Lonborg	†22-9	1967
Hughson	*22-6	1942
Mays	22-9	1917
Tannehill (L)	22-9	1905
22. Schilling	*21-6	2004
Lowe	21-8	2002
Clemens	21-6	1990
Tiant	21-12	1976
Parnell (L)	21-8	1953
Ferriss	21-10	1945
Mays	21-13	1918
C. Young	21-11	1908
C. Young	21-15	1907
Tannehill (L)	21-11	1904
Dinneen	21-13	1903

Rank/Player	W-L	Year
Dinneen	21-21	1902
34. Beckett	*20-7	2007
P. Martinez	20-4	2002
Clemens	†20-9	1987
Eckersley	20-8	1978
Tiant	20-13	1973
Monbouquette	20-10	1963
Hughson	20-11	1946
W. Ferrell	20-15	1936
Grove (L)	20-12	1935
Ehmke	20-17	1923
Ra. Collins (L)	20-13	1914
Bedient	20-9	1912
O'Brien	20-13	1912
Hughes	20-7	1903

(L) left-hander * led league † tied for league lead

LONGEST WINNING STREAKS (Single-Season)

RANK/PITCHER	NO.	DATES
1. J. Wood	16	7/8-9/15/1912
2. Clemens	14	4/11-6/27/1986*
3. Kinder	13	7/28-9/24/1949
4. Ferriss	12	7/12-9/2/1946
Leonard (L)	12	6/2-8/9/1914
C. Young	12	6/2-7/16/1901
6. Stanley	11	5/6-8/28/1978
Moret (L)	11	4/22-9/12/1973*

RANK/PITCHER	NO.	DATES
J. Kramer	11	6/3-8/3/1948
Hughson	11	6/30-8/23/1942
10. Wakefield	10	6/29-8/13/1995
Boddicker	10	4/30-7/2/1990
Radatz	10	5/15-7/21/1963
Delock	10	5/1-7/20/1958*
Ferriss	10	4/26-6/9/1946*
C. Young	10	5/3-6/8/1902

(L) left-hander * from start of season

NOTE: Ellis Kinder defeated the Chicago White Sox 18 straight decisions from 7/22/1948-5/12/1953. Mel Parnell beat the Washington Senators 17 straight decisions from 7/8/1948-9/20/1952. Joe Wood defeated the St. Louis Browns 15 straight decisions from 5/25/1911-9/26/1914. Jon Lester has defeated the Orioles in 14 consecutive decisions to begin his career since 8/13/06.

ANNUAL PITCHING LEADERS

YEAR	WINS	EARNED RUN AVERAGE	GAMES	GAMES STARTED
2011	Lester.....15-9	Beckett.....2.89	Bard.....70	Lester.....31
2010	Lester.....19-9	Buchholz.....2.33	Bard.....73	Lackey.....33
2009	Beckett.....17-6	Lester.....3.41	Ramirez.....70	Beckett, Lester.....32
2008	Matsuzaka.....18-3	Matsuzaka.....2.90	Olcarmen.....73	Lester.....33
2007	Beckett.....70-7	Beckett.....3.27	Kajima.....68	Matsuzaka.....32
2006	Beckett.....16-11	Schilling.....3.97	Timlin.....68	Beckett.....33
2005	Wakefield.....16-12	Wakefield.....4.15	Timlin.....*81	Wakefield.....33
2004	Schilling.....*21-6	Schilling.....3.26	Timlin.....76	Low, P. Martinez.....33
2003	Low.....17-7	P. Martinez.....*2.22	Timlin.....72	Low, Wakefield.....33
2002	Low.....21-8	P. Martinez.....3.26	Urbina.....61	Low.....32
2001	Nomo.....13-10	Beck.....2.90	Fossas.....68	Nomo.....33
2000	P. Martinez.....18-6	P. Martinez.....*1.74	Low.....74	P. Martinez.....29
1999	P. Martinez.....*23-4	P. Martinez.....*2.07	Low.....74	P. Martinez.....29
1998	P. Martinez.....19-7	P. Martinez.....2.89	Gordon.....73	P. Martinez, Wakefield.....33
1997	Sele.....13-12	Gordon.....3.74	Wasdin.....53	Sele.....34
1996	Wakefield.....14-13	Clemens.....3.63	Stocumb.....64	Clemens, Gordon.....34
1995	Wakefield.....16-8	Wakefield.....2.95	Belinda.....44	Hanson.....29
1994	Clemens.....9-7	Clemens.....2.85	Fossas.....44	Clemens.....24
1993	Darwin.....15-11	Viola.....3.14	G. Harris.....*80	Darwin.....34
1992	Clemens.....18-11	Clemens.....*2.41	G. Harris.....70	Viola.....*35
1991	Clemens.....18-10	Clemens.....3.62	Fossas.....68	Clemens.....**35
1990	Clemens.....21-6	Clemens.....*1.93	R. Murphy.....74	Boddicker.....34
1989	Clemens.....17-11	Clemens.....3.13	R. Murphy.....74	Clemens.....35
1988	Clemens, Hurst.....18	Clemens.....2.93	L. Smith.....64	Clemens.....35
1987	Clemens.....*20-9	Clemens.....2.97	Schiraldi.....62	Clemens.....36
1986	Clemens.....*24-4	Clemens.....3.74	Stanley.....66	Clemens.....33
1985	Boyd.....15-13	Boyd.....3.70	Stanley.....58	Boyd.....35
1984	3 players.....12	Nipper.....3.89	Stanley.....57	Hurst.....33
1983	Tudor.....13-12	Ojeda.....4.04	Stanley.....64	Tudor.....34
1982	Clear.....14-9	Stanley.....3.68	Clear.....55	Eckersley.....33
1981	Stanley Torrez.....10	Stanley.....3.35	Stanley.....62	Eckersley, Tanana.....33
1980	Eckersley.....12-14	Stanley.....3.39	Burgmeister.....62	Torrez.....32
1979	Eckersley.....17-10	Eckersley.....2.99	Drago.....53	Torrez.....36
1978	Eckersley.....20-8	Eckersley.....2.99	Stanley.....52	Torrez.....36
1977	Campbell.....13-9	Jenkins.....3.68	Campbell.....69	Tiant.....32
1976	Tiant.....21-12	Wiant.....3.06	Willoughby.....54	Tiant.....38
1975	Wise.....19-12	B. Lee.....3.95	Wise.....41	Tiant, Wise.....35
1974	Tiant.....22-13	Tiant.....2.92	Segui.....58	Tiant.....38
1973	Tiant.....20-13	B. Lee.....2.75	Bolin.....39	Tiant.....35
1972	Pattn.....17-13	Tiant.....*1.91	B. Lee.....52	Pattn.....35
1971	Siebert.....16-10	Siebert.....2.91	Lyle.....47	Pattn.....35
1970	Culp.....17-14	Culp.....3.04	Lyle.....63	Peters.....34
1969	Culp.....17-8	Nagy.....3.11	Lyle.....71	Culp.....32
1968	Culp, Ellsworth.....16	Culp.....2.91	Stange.....50	Culp.....30
1967	Lonborg.....*22-9	Stange.....2.77	Wyatt.....60	Lonborg.....*39
1966	Santiago.....12-13	McMahon.....3.66	McMahon.....63	Santiago.....28
1965	E. Wilson.....16-9	Monbouquette.....3.70	Radatz.....63	E. Wilson.....28
1964	Radatz.....16-9	Monbouquette.....4.04	Radatz.....79	Monbouquette.....35
1963	Monbouquette.....20-10	E. Wilson.....3.76	Radatz.....66	Monbouquette.....36
1962	Conley Monbouquette.....15	Monbouquette.....3.33	Schwall.....*62	Monbouquette.....35
1961	Schwall.....21-7	Schwall.....3.57	Fornieles.....57	Monbouquette.....32
1960	Monbouquette.....14-11	Monbouquette.....3.64	Fornieles.....70	Monbouquette.....30
1959	Casale.....13-8	Brewer.....3.76	Fornieles.....46	Brewer.....32
1958	Delock.....14-8	Delock.....3.38	Wall.....52	Brewer.....32
1957	Brewer.....16-13	F. Sullivan.....2.73	Delock.....49	Brewer.....32
1956	Brewer.....19-9	F. Sullivan.....3.42	Delock.....48	F. Sullivan.....33
1955	F. Sullivan.....**18-13	F. Sullivan.....2.91	Hinder, Kinder.....48	F. Sullivan.....35
1954	F. Sullivan.....15-12	F. Sullivan.....3.14	Kinder.....48	W. Nixon.....30
1953	Parnell.....21-8	McDermott.....3.01	Kinder.....*69	Parnell.....34
1952	Parnell.....12-12	Parnell.....3.62	Delock.....39	Parnell.....29
1951	Parnell.....18-11	Parnell.....3.26	Kinder.....*63	Parnell.....29
1950	Parnell.....18-10	Parnell.....3.61	Parnell.....48	Parnell.....31
1949	Parnell.....25-7	Parnell.....2.77	Kinder.....43	Parnell.....33
1948	Kramer.....18-5	Parnell.....3.14	Dobson.....38	Dobson.....32
1947	Dobson.....18-8	Dobson.....2.95	E. Johnson.....45	Dobson.....31
1946	Ferris.....25-6	Hughson.....2.75	Ferris.....37	Ferris, Hughson.....35
1945	Ferris.....21-10	Ferris.....2.96	Barrett.....42	Ferris.....31
1944	Hughson.....18-5	Hughson.....2.26	Ryba.....42	Bowman.....24
1943	Hughson.....12-15	Hughson.....2.64	M. Brown.....*49	Hughson.....32
1942	Hughson.....22-6	Hughson.....2.59	Hughson.....38	Hughson.....30
1941	Newsome.....19-10	C. Wagner.....3.07	Ryba.....40	Newsome.....29
1940	Heving, Ja. Wilson.....12	Ja. Wilson.....4.73	Ja. Wilson.....43	Bagby Jr., Grove.....31
1939	Grove.....15-4	Grove.....*2.54	Dickman.....48	Auker.....25
1938	Bagby Jr., Ja. Wilson.....15	Grove.....*3.08	Bagby Jr.....43	Ja. Wilson.....27
1937	Grove.....17-9	Grove.....3.02	Ja. Wilson.....51	Grove.....32
1936	W. Ferrell.....20-15	Grove.....*2.81	Ostermueller.....43	W. Ferrell.....38
1935	W. Ferrell.....25-14	Grove.....2.70	Walberg.....44	W. Ferrell.....38
1934	W. Ferrell.....14-5	Ostermueller.....3.49	Rhodes.....44	Rhodes.....31
1933	Rhodes.....12-15	B. Weiland.....3.87	Welch.....47	Rhodes.....29
1932	Kline.....11-13	Durham.....3.80	Kline.....47	B. Weiland.....27
1931	MacFayden.....16-12	W. Moore.....3.88	W. Moore.....53	MacFayden.....27
1930	Gaston.....12-20	Gaston.....3.92	Gaston.....38	Gaston.....34
1929	E. Morris.....12-14	MacFayden.....3.62	Gaston.....39	Ja. Russell.....32
1928	E. Morris.....19-15	E. Morris.....3.53	E. Morris.....43	Ruffing.....34
1927	S. Harris.....14-21	S. Harris.....4.18	S. Harris.....44	Wiltse.....29
1926	Wingfield.....11-16	Wiltse.....4.22	Wingfield.....44	Wiltse.....29
1925	Wingfield.....12-19	Ehmke.....3.73	Ehmke.....41	Ehmke.....31
1924	Ehmke.....19-17	Quinn.....3.27	Ehmke.....45	Ehmke.....36
1923	Ehmke.....20-17	Piercy.....3.41	Ehmke.....43	Ehmke.....39
1922	Ri. Collins.....14-11	Quinn.....3.08	Karr.....40	Quinn.....32
1921	S. Jones.....23-16	S. Jones.....3.22	S. Jones.....40	S. Jones.....38
1920	Pennoch.....12-13	J. Harper.....3.44	S. Jones, Pennoch.....35	S. Jones.....33
1919	Pennoch.....16-8	Mays.....2.47	S. Jones.....35	S. Jones.....31
1918	Mays.....21-13	Bush.....2.11	Bush.....32	Mays.....33
1917	Ruth.....24-13	Ruth.....1.74	Ruth.....48	Ruth.....38
1916	Ruth.....23-12	Mays.....*1.75	Leonard.....48	Ruth.....41
1915	Foster, Shore.....19	J. Wood.....1.49	M. Wood, Shore.....38	Foster, Shore.....33
1914	Ra. Collins.....20-13	Leonard.....*0.96	Bedient.....42	Ra. Collins.....30
1913	Ra. Collins.....19-8	Leonard.....2.39	Bedient.....43	Ra. Collins.....30
1912	J. Wood.....*34-5	J. Wood.....1.91	J. Wood.....44	J. Wood.....38
1911	J. Wood.....23-17	J. Wood.....2.02	J. Wood.....43	J. Wood.....38
1910	Cicotte.....15-11	Ra. Collins.....1.62	Cicotte.....36	Cicotte.....30
1909	Arelanes.....12-12	Cicotte.....1.57	Arelanes.....39	Arelanes.....28
1908	C. Young.....21-11	C. Young.....1.26	Cicotte.....36	C. Young.....33
1907	C. Young.....21-15	C. Young.....1.99	C. Young.....43	C. Young.....37
1906	Tannehill, C. Young.....13	Dinneen.....2.92	C. Young.....39	C. Young.....34
1905	Tannehill.....22-9	C. Young.....1.82	C. Young.....38	C. Young.....33
1904	C. Young.....26-16	C. Young.....1.97	C. Young.....43	C. Young.....41
1903	C. Young.....28-9	C. Young.....2.08	C. Young.....43	C. Young.....35
1902	C. Young.....*32-11	C. Young.....2.15	C. Young.....*45	C. Young.....43
1901	C. Young.....*33-10	C. Young.....*1.62	C. Young.....43	C. Young.....41

* led league ** tied for league lead

ANNUAL PITCHING LEADERS, CONTINUED

YEAR	COMPLETE GAMES	SAVES	INNINGS	STRIKEOUTS
2011	Beckett, Wakefield.....1	Papelbon.....31	Beckett.....193.0	Lester.....182
2010	Lester.....2	Papelbon.....37	Lackey.....215.0	Lester.....225
2009	Beckett.....4	Papelbon.....38	Beckett.....212.1	Lester.....225
2008	Lester.....2	Papelbon.....41	Lester.....210.1	Beckett.....172
2007	3 players.....3	Papelbon.....35	Matsuzaka.....204.2	Matsuzaka.....201
2006	3 players.....3	Papelbon.....35	Beckett.....204.2	Schilling.....183
2005	Wakefield.....1	Foulke.....15	Wakefield.....225.1	Wakefield.....151
2004	Schilling.....3	Foulke.....32	Schilling.....226.2	P. Martinez.....227
2003	P. Martinez.....3	Kim.....16	Lowe.....203.1	P. Martinez.....206
2002	P. Martinez.....2	Urbina.....27	Lowe.....219.2	P. Martinez.....239
2001	Nomo.....7	Lowe.....24	Nomo.....138.0	Nomo.....220
2000	P. Martinez.....2	Lowe.....**42	P. Martinez.....217.0	P. Martinez.....*284
1999	P. Martinez.....5	Lowe, Wakefield.....15	P. Martinez.....213.1	P. Martinez.....*313
1998	P. Martinez.....3	Gordon.....*46	P. Martinez.....233.2	P. Martinez.....251
1997	Wakefield.....4	Stocumb.....37	Wakefield.....201.1	Gordon.....159
1996	Clemens, Wakefield.....6	Stocumb.....31	Clemens.....242.2	Clemens.....257
1995	Wakefield.....6	Aguilera.....20	Wakefield.....195.1	Hanson.....139
1994	Clemens.....3	Ryan.....13	Clemens.....170.2	Clemens.....168
1993	3 players.....2	Je. Russell.....33	Darwin.....229.1	Clemens.....160
1992	Clemens.....13	Reardon.....40	Clemens.....246.2	Clemens.....208
1991	Clemens.....7	Reardon.....27	Clemens.....*271.1	Clemens.....*241
1990	Clemens.....1	Reardon.....21	Clemens.....228.1	Clemens.....209
1989	Clemens.....8	L. Smith.....25	Clemens.....253.1	Clemens.....230
1988	Clemens.....**14	L. Smith.....29	Clemens.....264.0	Clemens.....*291
1987	Clemens.....18	Gardner.....10	Clemens.....281.2	Clemens.....238
1986	Hurst.....11	Stanley.....11	Clemens.....254.0	Clemens.....238
1985	Boyd.....13	Crawford.....12	Boyd.....272.1	Hurst.....189
1984	Boyd.....10	Stanley.....22	Hurst.....218.0	Ojeda.....137
1983	Tudor.....7	Stanley.....33	Tudor.....242.0	Tudor.....136
1982	Eckersley.....11	Clear, Stanley.....14	Eckersley.....224.1	Tudor.....82
1981	Eckersley.....8	Clear.....15	Eckersley.....154.0	Clear.....139
1980	Eckersley.....8	Burgmeier.....24	Torrez.....207.1	Eckersley.....121
1979	Eckersley.....17	Drago.....13	Torrez.....252.1	Eckersley.....150
1978	Eckersley.....16	Stanley.....10	Eckersley.....268.1	Eckersley.....162
1977	Jenkins.....11	Campbell.....*31	Jenkins.....193.0	Tiant.....142
1976	Tiant.....11	Willoughby.....12	Willoughby.....179.0	Jenkins.....124
1975	Tiant.....18	Drago.....15	B. Lee, Tiant.....260.0	Tiant.....142
1974	Tiant.....25	Segui.....10	Tiant.....311.1	Tiant.....176
1973	Tiant.....23	Bolin.....15	B. Lee.....284.2	Tiant.....206
1972	Pattin.....13	Bolin, B. Lee.....5	Pattin.....253.0	Pattin.....158
1971	Culp, Siebert.....12	Culp.....12	Culp.....242.1	Culp.....151
1970	Culp.....15	Lyle.....20	Culp.....251.1	Culp.....197
1969	Culp.....9	Lyle.....17	Culp.....227.0	Culp.....172
1968	Culp.....11	Stange.....12	Culp.....216.1	Culp.....190
1967	Lonborg.....15	Wyatt.....20	Lonborg.....273.1	Lonborg.....*246
1966	Lothane.....8	McMahon.....20	Lothane.....181.2	Lothane.....142
1965	Monbouquette.....10	Radatz.....22	E. Wilson.....230.2	E. Wilson.....164
1964	Monbouquette.....7	Radatz.....*29	Monbouquette.....234.0	Radatz.....181
1963	Monbouquette.....13	Radatz.....25	Monbouquette.....266.2	Monbouquette.....174
1962	Monbouquette.....11	Radatz.....*24	Conley.....241.2	Monbouquette.....153
1961	Monbouquette.....15	Fornieles.....26	Monbouquette.....236.1	Monbouquette.....161
1960	Monbouquette.....12	Fornieles.....**14	Monbouquette.....215.0	Monbouquette.....134
1959	Brewer.....11	Fornieles.....11	Brewer.....215.1	Brewer.....121
1958	Brewer, F. Sullivan.....10	Kiely.....12	Brewer.....227.1	Brewer.....124
1957	Brewer.....15	Delock.....11	F. Sullivan.....240.0	Brewer.....128
1956	Brewer.....15	Delock.....9	Brewer.....244.1	Brewer.....127
1955	F. Sullivan.....16	Kinder.....18	F. Sullivan.....*260.2	F. Sullivan.....129
1954	F. Sullivan.....11	Kinder.....15	F. Sullivan.....206.1	F. Sullivan.....124
1953	Parnell.....12	Kinder.....*27	Parnell.....241.0	Parnell.....136
1952	Parnell.....15	Benton.....6	Parnell.....214.0	McDermott.....117
1951	Parnell.....11	Kinder.....*14	Parnell.....221.0	McDermott.....127
1950	Parnell.....21	Kinder.....9	Parnell.....249.0	McDermott.....96
1949	Parnell.....*27	2 players.....9	Parnell.....*295.1	Kinder.....138
1948	Dobson, Parnell.....16	E. Johnson.....5	Dobson.....245.1	Dobson.....116
1947	Dobson.....15	E. Johnson.....8	Dobson.....228.2	Hughson.....119
1946	Ferriss.....26	Klinger.....*	Hughson.....278.0	Hughson.....172
1945	Ferriss.....26	Barrett.....8	Hughson.....264.2	Ferriss.....94
1944	Hughson.....19	Barrett.....8	Hughson.....203.1	Hughson.....112
1943	Hughson.....**20	M. Brown.....9	Hughson.....266.0	Hughson.....*114
1942	Hughson.....**22	M. Brown.....6	Hughson.....281.0	Hughson.....**113
1941	Newsome.....17	Ryba.....6	Newsome.....213.2	M. Harris.....101
1940	Grove, Ja. Wilson.....9	Ja. Wilson.....9	Bagby Jr., Wilson.....182.2	Bagby Jr., Wilson.....112
1939	Grove.....17	Heving.....7	Grove.....191.0	Grove.....81
1938	Grove.....12	McKain.....6	Bagby Jr.....198.2	Grove.....99
1937	Grove.....21	Ja. Wilson.....7	Grove.....262.0	Grove.....153
1936	W. Ferrell.....*28	Ja. Wilson.....3	W. Ferrell.....*301.0	Grove.....130
1935	W. Ferrell.....*31	Walberg.....3	W. Ferrell.....*322.1	Grove.....121
1934	W. Ferrell.....17	Ostermueller.....3	Rhodes.....219.0	Welch.....91
1933	Rhodes.....14	Kline.....4	Rhodes.....232.0	B. Weiland.....97
1932	Andrews.....8	W. Moore.....4	B. Weiland.....195.2	B. Weiland.....63
1931	MacFayden.....17	W. Moore.....*10	Ja. Russell.....232.0	MacFayden.....74
1930	Gaston.....20	Gaston, MacFayden.....2	Gaston.....272.2	Gaston.....99
1929	Gaston.....20	Gaston.....2	Ruffing.....244.1	Ruffing.....109
1928	Ruffing.....*25	E. Morris.....5	Ruffing.....289.1	Ruffing.....118
1927	Wiltse.....13	MacFayden, Ruffing.....2	Wiltse.....219.0	S. Harris, Ruffing.....77
1926	Wiltse, Wingfield.....9	Wingfield.....2	Wiltse.....196.1	Wiltse.....39
1925	Ehmke.....**22	Wingfield.....2	Ehmke.....180.2	Ehmke.....95
1924	Ehmke.....26	Quinn.....7	Ehmke.....*315.0	Ehmke.....119
1923	Ehmke.....28	Quinn.....7	Ehmke.....316.2	Ehmke.....121
1922	Quinn.....16	Ferguson, A. Russell.....2	Quinn.....256.0	Ri. Collins.....69
1921	S. Jones.....25	A. Russell.....3	S. Jones.....298.2	S. Jones.....88
1920	S. Jones.....51	Perneck.....3	S. Jones.....274.0	Bush.....98
1919	S. Jones.....51	A. Russell.....4	S. Jones.....245.0	Perneck.....80
1918	Mays.....**30	Bush.....2	Mays.....293.1	Bush.....125
1917	Ruth.....*35	Ruth.....2	Ruth.....326.1	Leonard.....144
1916	Ruth.....35	Leonard.....6	Ruth.....323.2	Ruth.....170
1915	Foster.....21	Mays.....*	F. Foster.....255.1	Leonard.....116
1914	Foster, Leonard.....17	Leonard.....3	Ra. Collins.....272.1	Leonard.....176
1913	Ra. Collins.....19	Bedient.....5	Leonard.....259.1	Leonard.....144
1912	J. Wood.....35	Bedient, Hall.....**2	J. Wood.....344.0	J. Wood.....258
1911	J. Wood.....35	Hall.....**4	J. Wood.....275.2	J. Wood.....231
1910	Cicotte.....17	Hall.....2	Cicotte.....250.0	J. Wood.....145
1909	Arellanes.....17	Arellanes.....8	Arellanes.....230.2	J. Wood.....88
1908	C. Young.....30	3 players.....2	C. Young.....299.0	C. Young.....150
1907	C. Young.....33	Pruitt.....3	C. Young.....343.1	C. Young.....147
1906	C. Young.....28	3 players.....2	C. Young.....287.2	C. Young.....140
1905	C. Young.....31	Dinneen.....2	C. Young.....320.2	C. Young.....210
1904	C. Young.....40	C. Young.....1	C. Young.....380.0	C. Young.....200
1903	C. Young.....**34	Dinneen, Young.....**2	C. Young.....*341.2	C. Young.....176
1902	C. Young.....*41	Altrock.....1	C. Young.....*384.2	C. Young.....160
1901	C. Young.....38	T. Lewis.....1	C. Young.....371.1	C. Young.....*158

*led league ** tied for league lead # saves first became an official statistic in 1969

STRIKEOUT RECORDS

SINGLE-GAME STRIKEOUT HIGHS

RANK/PITCHER	SO	DATE/OPP	RANK/PITCHER	SO	DATE/OPP
1. Clemens	20	9/18/1996 at DET	P. Martinez	15	5/12/2000 at BAL
Clemens	20	4/29/1986 vs. SEA	P. Martinez	15	9/4/1999 at SEA
3. P. Martinez	17	5/6/2000 vs. TB	P. Martinez	15	8/24/1999 at MIN
P. Martinez	17	9/10/1999 at NYY	P. Martinez	15	5/12/1999 vs. SEA
Monbouquette	17	5/12/1961 at WAS	P. Martinez	15	5/7/1999 vs. ANA
6. P. Martinez	16	4/8/2001 vs. TB	Clemens	15	7/9/1988 at CWS (G2)
P. Martinez	16	6/4/1999 vs. ATL	Clemens	15	8/21/1984 vs. KC
Clemens	16	7/15/1988 vs. KC (G1)	McDermott (L)	15	7/28/1951 vs. CLE (16)
Clemens	16	5/9/1988 at KC	J. Wood	15	7/7/1911 at STL
10. P. Martinez	15	7/23/2000 vs. CWS	J. Harris	15	9/1/1906 vs. PHA

SINGLE-GAME STRIKEOUT HIGHS BY OPPONENT

RANK/PITCHER	SO	DATE/OPP	RANK/PITCHER	SO	DATE/OPP
1. N. Ryan	19	8/12/1974 at CAL	11. Mussina	15	9/24/2000 vs. BAL
N. Ryan	19	6/14/1974 at CAL (15)	R. Johnson (L)	15	4/10/1998 vs. SEA
J. Coombs	19	9/1/1906 vs. PHA	N. Ryan	15	5/6/1977 vs. CAL
4. R. Waddell (L)	17	9/5/1905 vs. PHA	N. Ryan	15	6/19/1976 at CAL
5. Clemens	16	7/12/1997 vs. TOR	N. Ryan	15	4/30/1974 vs. CAL
N. Ryan	16	7/9/1972 at CAL	M. Lolich (L)	15	10/2/1972 at DET
H. Score (L)	16	5/1/1955 at CLE (G2)	D. Chance	15	6/2/1964 at LAA
J. Harshman (L)	16	7/25/1954 vs. CWS (G1)	C. Pascual	15	4/18/1960 at WAS
B. Feller	16	8/25/1937 at CLE (G1)	E. Walsh	15	8/11/1910 at CWS
R. Waddell (L)	16	7/9/1902 vs. PHA (17)	R. Waddell (L)	15	5/29/1907 at PHA (G2)

(L) left-hander

NO-HITTERS/ 1-HITTERS

NO-HITTERS BY RED SOX

PITCHER	DATE	OPPONENT	IP	BB	K	SCORE
J. Lester (L)	5/19/2008	vs. Kansas City	9.0	2	9	7-0
C. Buchholz	9/1/2007	vs. Baltimore	9.0	3	9	10-0
D. Hansack	10/1/2006+	vs. Baltimore	5.0 (rain)	1	6	9-0
D. Lowe	4/27/2002	vs. Tampa Bay	9.0	1	6	10-0
H. Nomo	4/4/2001	at Baltimore	9.0	3	11	3-0
M. Young (L)-a	4/12/1992 (G1)+	at Cleveland	8.0	7	6	1-2
D. Morehead	9/16/1965	vs. Cleveland	9.0	1	8	2-0
B. Monbouquette	8/1/1962	at Chicago	9.0	1	7	1-0
E. Wilson	6/26/1962	vs. Los Angeles	9.0	4	5	2-0
M. Parnell (L)	7/14/1956	vs. Chicago	9.0	2	4	4-0
H. Ehmke	9/7/1923	at Philadelphia	9.0	1	1	4-0
D. Leonard (L)	6/3/1918	at Detroit	9.0	1	4	5-0
E. Shore-b	6/23/1917 (G1)	vs. Washington	9.0	0	2	*4-0
D. Leonard (L)	8/30/1916	vs. St. Louis	9.0	2	3	4-0
G. Foster	6/21/1916	vs. New York	9.0	3	3	2-0
J. Wood	7/29/1911 (G1)	vs. St. Louis	9.0	2	12	5-0
C. Young	6/30/1908	at New York	9.0	1	2	8-0
B. Dinneen	9/27/1905 (G1)	vs. Chicago	9.0	2	6	2-0
J. Tannehill (L)	8/17/1904	at Chicago	9.0	1	4	6-0
C. Young	5/5/1904	vs. Philadelphia	9.0	0	8	*3-0

* perfect Game (L) left-hander + not considered official no-hitter

a - Young pitched a complete game, 8.0-inning, 2-1 loss.

b - Babe Ruth started the game but was ejected by home plate umpire Brick Owen after walking leadoff batter Eddie Foster. Shore relieved Ruth, Foster was thrown out stealing, and Shore retired the next 26 batters.

NO-HITTERS AGAINST RED SOX

PITCHER	DATE	OPP.	IP	BB	K	SCORE	SOX W/L
C. Bosio	4/22/1993	at SEA	9.0	2	4	0-7	J. Hesketh
D. Righetti (L)	7/4/1983	at NYY	9.0	4	9	0-4	J. Tudor
T. Phoebeus	4/27/1968	at BAL	9.0	3	9	0-6	G. Waslewski
D. Chance	8/6/1967+	at MIN	5.0 (rain)	0	4	0-2	J. Lonborg
J. Bunning	7/20/1958 (G1)	vs. DET	9.0	2	12	0-3	F. Sullivan
A. Reynolds	9/28/1951 (G1)	at NYY	9.0	4	9	0-8	M. Parnell
B. Newsom*	9/18/1934	at STL	9.0	7	9	2-1 (10)	R. Walberg (W)
B. Burke (L)	8/8/1931	at WAS	9.0	5	8	0-5	W. Moore
T. Lyons	8/21/1926	vs. CWS	9.0	1	2	0-6	S. Harriss
W. Johnson	7/1/1920	vs. WAS	9.0	0	10	0-1	H. Harper
G. Mogridge (L)	4/24/1917	vs. NYY	9.0	3	3	1-2	D. Leonard
E. Walsh	8/27/1911	at CWS	9.0	1	8	0-5	R. Collins
D. Rhoads	9/18/1908	at CLE	9.0	2	2	1-2	F. Arellanes

(L) left-hander * pitched 9 hitless innings, allowed hit in 10th. + not considered official no-hitter

NOTE: There has never been a perfect game thrown against the Red Sox.

ONE-HITTERS BY RED SOX SINCE 1950

PITCHER	DATE	OPP.	HITTER	HIT	INN	OUT	SCORE
Beckett	6/15/2011	at TB	R. Brignac	1B	3	2	3-0
Lester (L), Delcarmen, Bard, Papelbon	5/25/2010	at TB	W. Aybar	1B	4	1	2-0
Matsuzaka, Bard	5/22/2010	at PHI	J. Castro	1B	8	2	5-0
Schilling	6/7/2007	OAK	S. Stewart	1B	9	2	1-0
Lester (L), Papelbon	7/18/2006	KC	M. Teahen	1B	2	1	1-0
Wells (L), Timlin, Foulke	6/14/2005	CIN	R. Freel	1B	6	2	7-0
H. Nomo	5/25/2001	TOR	S. Stewart	2B	4	0	4-0
P. Martinez	8/29/2000	at TB	J. Flaherty	1B	9	0	8-0
P. Martinez	9/10/1999	at NYY	C. Davis	HR	2	2	3-1
Sele, Gordon	9/3/1997	at MON	M. Lansing	HR	3	2	0-1
Darwin	8/18/1993	CWS	D. Pasqua	1B	8	1	5-0
Viola (L)	9/30/1992	at TOR	D. White	1B	9	0	1-0
Harris, Reardon	6/7/1990	NYY	J. Barfield	1B	5	2	3-0
Clemens	9/10/1988	CLE	D. Clark	1B	8	1	6-0
Nipper, Crawford	7/11/1985	at SEA	I. Calderon	1B	6	1	6-1
Tudor (L)	5/27/1983	at TOR	D. Collins	1B	4	1	2-0
Eckersley	9/26/1980	at TOR	J. Mayberry	HR	5	0	3-1
Renko, Campbell	7/13/1979	at OAK	R. Henderson	1B	9	1	2-0
Wise	6/29/1976	BAL	P. Blair	1B	6	0	2-0
Wise	6/14/1976	at MIN	J. Terrell	1B	3	1	5-0
Moret (L)	8/21/1974	CWS	D. Allen	1B	7	1	4-0
Pattin	7/11/1972	at OAK	R. Jackson	1B	9	1	4-0
Siebert	7/31/1970	at CAL	J. Johnstone	1B	3	0	2-0
Culp	9/21/1968	at NYY	R. White	1B	7	2	2-0
Lonborg*	10/5/1967	STL	J. Javier	2B	8	2	5-0
Rohr (L)	4/14/1967	at NYY	E. Howard	1B	9	2	3-0
Monbouquette	9/6/1964	at MIN	Z. Versalles	HR	6	2	1-2
Morehead	5/12/1963 (G2)	WAS	C. Hinton	HR	1	2	4-1
Monbouquette	5/7/1960	DET	N. Chrisley	2B	1	1	5-0
Susce	7/20/1955	at KCA	V. Power	1B	1	0	6-0
Kemmerer	7/18/1954 (G1)	BAL	S. Mele	1B	7	0	4-0
McDermott (L), Kinder	7/19/1953	at CLE	A. Smith	1B	4	0	2-0
McDermott (L)	5/29/1952	WAS	M. Hoderlein	1B	4	1	1-0

*Game 2 of World Series; retired the 1st 19 Cardinals. (L) left-hander

RECENT ONE-HITTERS BY OPPONENTS

PITCHER	DATE	OPP.	HITTER	HIT	INN	OUT	SCORE
Nolasco	6/18/2009	FLA (6 inn.)	Youkilis	HR	1	2	1-2
Garza, Balfour	4/30/2009	at TB	Ellsbury	1B	7	0	0-13
Duchscherer, Street	5/24/2008	at OAK	Ortiz	1B	7	1	0-3
F. Hernandez	4/11/2007	SEA	Drew	1B	8	0	0-3
J. Schmidt	6/20/2004	at SF	Youkilis	2B	6	0	0-4
Mussina	9/2/2001	NYY	Everett	1B	9	2	0-1
Rusch (L), Benitez	7/14/2001	at NYM	T. Nixon	1B	1	1	0-2
P. Abbot, Paniagua	9/3/2000	SEA	Broгна	1B	8	1	0-5

(L) left-hander

NOTABLE BEGINNINGS/LONG OUTINGS

RED SOX WHO PITCHED SHUTOUTS IN THEIR MAJOR LEAGUE DEBUT

PITCHER	DATE	OPPONENT	SCORE	HITS
Billy Rohr (L)	4/14/1967	at NYY	3-0	1
Dave Morehead	4/13/1963	at WAS	3-0	5
Dave Ferriss	4/29/1945	at PHA	2-0	5
George Hockette (L)	9/17/1934	at STL	3-0	2
Buck O'Brien	9/9/1911	at PHA	2-0	6
Larry Pape	7/6/1909 (G2)	vs. WAS	2-0	4
Rube Kroh	9/30/1906 (G2)	at STL	2-0	2

(L) left-hander

RED SOX WHO PITCHED SHUTOUTS IN THEIR FIRST MAJOR LEAGUE START (HAD PREVIOUSLY PITCHED IN RELIEF)

PITCHER	DATE	OPPONENT	SCORE	HITS
Jim Wright	5/6/78 (G2)	vs. CWS	3-0	7
Russ Kemmerer	7/18/54	vs. STL	4-0	1
Ben Flowers	8/5/53	vs. STL	5-0	8

RED SOX ROOKIES WITH 10 OR MORE WINS

Rank/Player	W-L	Year	Rank/Player	W-L	Year	Rank/Player	W-L	Year
1. Ferriss.....	21-10	1945	F. Sullivan	15-12	1954	Stobbs (L)	11-6	1949
2. Bedient.....	20-9	1912	Bagby Jr.	15-11	1938	Cicotte.....	11-12	1908
B. O'Brien	20-13	1912	12. Leonard (L)	14-16	1913	21. Paxton	10-5	1977
4. D. Newsome ...	19-10	1941	13. Casale.....	13-8	1959	Morehead.....	10-13	1963
E. Morris.....	19-15	1928	N. Gibson.....	13-9	1903	Brewer.....	10-9	1954
6. Ruth (L).....	18-8	1915	15. Nagy.....	12-2	1969	Ostermueller (L)	10-13	1934
7. Winter	16-12	1901	Wingfield.....	12-19	1925	Shore	10-5	1914
8. Matsuzaka.....	15-12	2007	17. Nipper	11-6	1984	(L) left-hander		
Schwall	15-7	1961	Curtis (L).....	11-8	1972			

EXTRA-INNING COMPLETE-GAME SHUTOUTS

PITCHER	DATE	OPPONENT	IP	SCORE
Bruce Hurst (L)	8/7/1988	at DET	10.0	3-0
Mike Torrez	7/18/1980	vs. MIN	10.0	1-0
Bob Stanley	6/11/1979	at KC	10.0	4-0
Bill Monbouquette	4/11/1962	vs. CLE	12.0	4-0
Willard Nixon	8/7/1956	vs. NYY	11.0	1-0
Denny Galehouse	8/17/1947	at NYY	11.0	3-0
Joe Dobson	9/24/1943	vs. CLE	10.0	1-0
Lloyd Brown (L)	7/12/1933	vs. DET	11.0	1-0
Ed Durham	9/12/1931	vs. DET	13.0	1-0
Milt Gaston	9/8/1929	vs. STL	10.0	0-0 (tie)

(L) left-hander

DOUBLE-DIGIT WINS

10 OR MORE HOME WINS IN A SEASON

Rank/Player	W-L	Year	Rank/Player	W-L	Year	Rank/Player	W-L	Year
1. C. Young	*19-5	1901	Clemens.....	11-2	1990	61. Beckett	10-1	2009
2. J. Wood	18-2	1912	Clemens.....	11-6	1987	Wakefield	10-4	2007
3. C. Young	*17-6	1902	Clemens.....	11-3	1986	Wakefield	10-4	2005
4. Parnell (L)	16-3	1949	Boyd	11-8	1985	P. Martinez	10-2	2002
5. Kinder	15-1	1949	Torrez	11-6	1979	Pattin	10-6	1973
W. Ferrell	15-8	1935	Eckersley.....	11-1	1978	Pattin	10-4	1972
Mays.....	15-5	1918	Tiant	11-6	1976	Siebert	10-5	1972
8. C. Young	*14-4	1903	Tiant	11-6	1975	Tiant	10-1	1972
9. P. Martinez	13-2	1999	Tiant	11-7	1973	Siebert	10-3	1971
Hurst (L).....	13-2	1988	Culp.....	11-6	1970	Schwall	10-2	1961
Stanley	13-2	1978	Casale.....	11-3	1959	Brewer	10-6	1958
Tiant	13-5	1974	Brewer.....	11-5	1956	Delock	10-1	1958
Monbouquette	13-5	1963	Dobson	11-5	1947	F. Sullivan	10-2	1958
Ferriss	13-0	1946	Dobson	11-1	1946	F. Sullivan	10-5	1955
Hughson	13-0	1944	Ferriss	11-6	1945	Parnell (L)	10-3	1953
Newsome	13-5	1941	Hughson	11-3	1942	Parnell (L)	10-4	1951
W. Ferrell	13-4	1936	Grove (L).....	11-4	1935	Dobson	10-5	1949
Ruth (L).....	13-5	1916	Ehmke	11-8	1924	Kramer	10-1	1948
C. Young	*13-7	1904	Ehmke	11-8	1923	M. Harris (L)	10-4	1946
Dinneen	*13-9	1902	Pennoch (L)	11-4	1919	Grove (L).....	10-4	1936
21. Schilling	12-1	2004	Bush	11-6	1918	Mays.....	10-6	1917
Hurst (L).....	12-4	1987	Ruth (L).....	11-7	1917	Shore	10-4	1916
Eckersley.....	12-5	1979	Leonard (L)	11-4	1916	Foster	10-4	1915
Pennoch (L).....	12-4	1920	Bedient.....	11-6	1912	Ruth (L).....	10-2	1915
J. Wood.....	12-1	1915	Cicotte.....	*11-5	1910	Shore	10-6	1915
Winter	*12-5	1905	C. Young	*11-7	1907	Ra. Collins (L)	10-4	1913
27. Lackey	11-5	2010	Tannehill (L)	*11-3	1905	J. Wood.....	*10-6	1911
Lester (L).....	11-1	2008	Tannehill (L)	*11-9	1904	Dinneen.....	*10-8	1904
Lowe.....	11-2	2003	Dinneen.....	*11-5	1903	N. Gibson.....	*10-5	1904
Boddicker	11-5	1990	Winter	*11-4	1901	T. Lewis.....	*10-7	1901

(L) left-hander * Huntington Avenue Grounds

10 OR MORE ROAD WINS IN A SEASON

Rank/Player	W-L	Year	Rank/Player	W-L	Year	Rank/Player	W-L	Year
1. J. Wood	16-3	1912	Ferriss	12-6	1946	Hanson	10-2	1995
2. S. Jones	15-3	1921	Mays.....	12-3	1917	Clemens.....	10-5	1992
C. Young	15-5	1902	20. Lester (L).....	11-4	2010	Clemens.....	10-5	1991
4. Ra. Collins (L)	14-5	1914	Beckett	11-2	2007	Clemens.....	10-4	1990
C. Young	14-5	1903	McDermott (L)	11-3	1953	Stanley	10-6	1979
C. Young	14-5	1901	Parnell (L)	11-5	1953	Tiant	10-6	1976
7. Clemens.....	13-1	1986	Hughson	11-7	1946	B. Lee (L).....	10-5	1975
Lonborg	13-4	1967	Hughson	11-3	1942	Peters (L)	10-7	1970
Ruth (L).....	13-6	1917	Mays.....	11-6	1916	Radatz	10-5	1963
J. Wood	13-11	1911	B. O'Brien	11-6	1912	Delock	10-4	1956
C. Young	13-4	1908	C. Young	11-11	1905	Ferriss	10-4	1945
Dinneen	13-6	1904	T. Hughes.....	11-4	1903	W. Ferrell	10-6	1935
C. Young	13-9	1904	Tannehill (L)	11-6	1905	E. Morris	10-8	1928
14. Lowe.....	12-4	2002	31. Lester (L).....	10-4	2011	Ruth (L).....	10-7	1916
P. Martinez	12-1	2000	Buchholz.....	10-3	2010	Leonard (L)	10-1	1914
Clemens.....	12-4	1988	P. Martinez	10-2	2002	C. Young	10-8	1907
Wise	12-5	1975	P. Martinez	10-2	1999	Tannehill (L)	10-2	1904
			P. Martinez	10-4	1998	Dinneen.....	10-8	1903

(L) left-hander

10 OR MORE WINS AT BOTH HOME AND ROAD IN A SEASON

Pitcher	H	R	Year	Pitcher	H	R	Year	Pitcher	H	R	Year
P. Martinez	10-2	10-2	2002	Hughson.....	11-3	11-3	1942	Tannehill (L)	11-3	11-6	1905
P. Martinez	13-2	10-2	1999	W. Ferrell.....	15-8	10-6	1935	Dinneen.....	10-8	13-6	1904
Clemens.....	11-2	10-4	1990	Mays.....	10-6	12-3	1917	Tannehill (L)	11-9	10-2	1904
Clemens.....	11-3	13-1	1986	Ruth (L)	11-7	13-6	1917	C. Young.....	13-7	13-9	1904
Tiant.....	11-6	10-6	1976	Ruth (L)	13-5	10-7	1916	Dinneen.....	11-5	10-8	1903
Parnell (L).....	10-3	11-5	1953	J. Wood	18-2	16-3	1912	C. Young.....	14-4	14-5	1903
Ferriss.....	13-0	12-6	1946	J. Wood	10-6	13-11	1911	C. Young.....	17-6	15-5	1902
Ferriss.....	11-6	10-4	1945	C. Young.....	11-7	10-8	1907	C. Young.....	19-5	14-5	1901

CLUB FIELDING RECORDS

TEAM FIELDING, SEASON

MOST PUTOUTS	4,418 in 1978 (163 games)
FEWEST PUTOUTS (min. 150 games)	3,952 in 1938 (150 games)
MOST ASSISTS	2,174 in 1907 (155 games)
FEWEST ASSISTS (min. 150 games)	1,452 in 2009 (162 games)
MOST CHANCES ACCEPTED	6,671 in 1910 (158 games)
FEWEST CHANCES ACCEPTED (min. 150 games)	5,844 in 2009 (162 games)
MOST ERRORS	337 in 1901 (138 games)
FEWEST ERRORS	66 in 2006 (162 games)
MOST ERRORLESS GAMES	108 in 2006 (162 games)
MOST CONSECUTIVE GAMES, without an error	17 in 2006 (6/11, G2-6/30)
MOST DOUBLE PLAYS	204 in 1980 (160 games)
FEWEST DOUBLE PLAYS	71 in 1908 (155 games)
MOST CONSECUTIVE GAMES, one or more double plays	25++ (38 double plays), 1951
MOST TRIPLE PLAYS	3++ in 1979 (160 games) and in 1924 (156 games)
MOST PASSED BALLS	36 in 1997 (162 games)
FEWEST PASSED BALLS	3 in 1975 (160 G) and in 1933 (149 G)
HIGHEST FIELDING PERCENTAGE98910* in 2006 (162 games)
LOWEST FIELDING PERCENTAGE943 in 1901 (138 games)

+ML record (since 1900) ++tied for ML record *AL record **tied for AL record

SINGLE-SEASON FIELDING LEADERS

FIELDING PERCENTAGE

FIRST BASE		SECOND BASE		THIRD BASE		SHORTSTOP	
1. Youkilis.....*	1.000 2007	1. Loretta.....	.994 2006	1. Lowell.....	.987 2006	1. Al. Gonzalez.....*	.985 2006
2. McInnis.....*	.999 1921	2. Doerr.....	.993 1948	2. Petrocelli.....*	.976 1971	2. V. Stephens.....	.981 1950
3. Ad. Gonzalez.....	.997 2011	3. Pedroia.....	.992 2008	3. Hatton.....	.976 1955	3. Petrocelli.....*	.981 1969
4. Todt.....*	.997 1928	4. Pedroia.....	.991 2009	4. Pesky.....	.974 1950	4. Burleson.....	.981 1978
5. Yastrzemski.....	.996 1975	5. Ch. Schilling..*	.991 1961	5. Mueller.....	.972 2005	5. Burleson.....	.980 1979
6. Youkilis.....	.996 2008	6. Pedroia.....	.990 2007	6. Kell.....	.972 1953	6. Valentin.....	.979 1994
7. McInnis.....*	.996 1920	7. Pedroia.....	.990 2011	7. Boggs.....	.971 1988	7. Petrocelli.....	.978 1968
8. Esasky.....	.996 1989	8. Barrett.....	.990 1988	8. Petrocelli.....	.970 1972	8. E. Scott.....*	.976 1919
9. Youkilis.....	.995 2006	9. Doerr.....*	.990 1943	9. Pesky.....	.970 1949	9. E. Scott.....*	.976 1918
10. Zaichin.....*	.995 1955	10. Reed.....	.990 1990	10. Myer.....	.969 1928	10. Pesky.....	.976 1947
OUTFIELD		CATCHER		PITCHER			
1. Ellsbury.....*	1.000 2011	1. Cerone.....*	1.000 1988	1. Lowe.....*	1.000 2003		
Bay.....	1.000 2009	Daley.....*	1.000 1957	Monbouquette.....*	1.000 1963		
Ellsbury.....	1.000 2008	3. Varitek.....	.998 2004	Parnell.....	1.000 1949		
Harrelson.....	1.000 1968	4. Varitek.....	.997 2009	Ja. Russell.....*	1.000 1929		
Yastrzemski.....	1.000 1977	5. Varitek.....	.996 2002	5. Mays.....	.993 1917		
6. Crisp.....*	.998 2007	6. Varitek.....	.996 2008	6. Tannehill.....	.991 1904		
7. Damon.....*	.997 2003	7. Berryhill.....	.995 1994	7. Quinn.....	.990 1922		
8. Damon.....	.997 2002	8. Pena.....	.995 1993	8. Boyd.....	.988 1985		
9. T. Nixon.....	.996 2005	9. Pena.....	.995 1990	9. Brewer.....*	.988 1956		
10. Ruth.....*	.996 1919	10. Pena.....	.995 1991	10. Bush.....	.987 1921		

NOTE: The following is a list of qualifications used in calculating fielding percentage leaders: pitchers - 60 total chances; catchers - 0.5 G/Team G; all other positions - 0.67 G/Team G.

PUTOUTS

FIRST BASE		SECOND BASE		THIRD BASE		SHORTSTOP	
1. Todt.....*	1,755 1926	1. Wambsganss..*	*463 1924	1. J. Collins.....	203 1901	1. E. Scott.....*	*380 1921
2. LaChance.....*	1,691 1904	2. Doerr.....*	*443 1950	2. J. Collins.....*	*191 1904	2. He. Wagner.....*	*373 1908
3. McInnis.....	1,586 1920	3. H. Ferris.....*	*424 1907	3. Gardner.....	187 1914	3. He. Wagner.....	332 1912
4. McInnis.....	1,549 1921	4. Doerr.....*	*420 1946	4. Pesky.....*	*184 1949	4. E. Scott.....*	*330 1920
5. LaChance.....*	1,544 1902	5. Doerr.....*	*415 1943	5. Lord.....	181 1908	5. Parent.....	327 1904
6. Unglaub.....	1,504 1907	6. Doerr.....*	*401 1940	6. Lord.....	180 1909	6. E. Scott.....	324 1914
7. J. Stahl.....*	1,488 1910	7. Ch. Schilling....	397 1961	7. J. Collins.....*	*178 1903	7. Pesky.....	320 1942
8. Lupien.....*	1,487 1943	8. Doerr.....	395 1949	8. Werber.....	*174 1935	8. E. Scott.....	315 1917
9. Todt.....	1,486 1928	9. Doerr.....	376 1947	9. Tabor.....*	*168 1942	9. Parent.....	312 1906
10. Burns.....	1,485 1923	Doerr.....	376 1942	10. Gardner.....	167 1912	10. Cronin.....	306 1939
OUTFIELD		CATCHER		PITCHER			
1. DiMaggio.....*	*503 1948	1. Varitek.....*	*972 1999	1. Boyd.....*	*42 1985		
2. T. Oliver.....*	*477 1930	2. Varitek.....*	*937 2007	2. J. Wood.....*	*41 1912		
3. Piersall.....*	*455 1956	3. Varitek.....	912 2002	3. Clemens.....*	*31 1991		
4. Cramer.....*	*443 1936	4. Varitek.....	903 2008	Monbouquette.....*	*31 1963		
5. DiMaggio.....*	*439 1942	5. Tillman.....	897 1964	5. Wakefield.....	30 2005		
6. T. Oliver.....*	*433 1931	6. Varitek.....*	*880 2004	6. Boddicker.....	29 1990		
7. Flagstead.....	429 1925	7. Varitek.....	867 2000	7. Nipper.....	28 1986		
8. Piersall.....	425 1955	8. Gedman.....*	*866 1986	Nipper.....	28 1984		
9. Speaker.....*	*423 1914	9. Pena.....*	*864 1991	Brewer.....	*28 1956		
10. DiMaggio.....	420 1949	Pena.....*	*864 1990	10. Clemens.....	27 1986		

* led league

SINGLE-SEASON FIELDING LEADERS, CONTINUED

ASSISTS

FIRST BASE			SECOND BASE			THIRD BASE			SHORTSTOP		
1. Buckner	*184	1985	1. Wambsganss	*494	1924	1. Malzone	378	1958	1. He. Wagner	569	1908
2. Buckner	*157	1986	2. Doerr	*490	1943	2. Malzone	370	1957	2. V. Stephens	*540	1948
3. Quintana	*137	1990	3. Pratt	484	1922	3. Boggs	368	1983	3. Burleson	528	1980
4. Stuart	*134	1963	4. Doerr	*483	1946	4. Malzone	357	1959	5. Scott	528	1921
5. Todt	*126	1926	5. Doerr	480	1940	5. Tabor	338	1939	5. Burleson	523	1979
6. Ad. Gonzalez	*125	2011	6. Barrett	479	1985	6. Boggs	335	1985	6. V. Stephens	*508	1949
7. Lupien	118	1943	7. Reed	472	1992	7. Petrocelli	334	1971	7. Rhyne	502	1931
8. York	*116	1946	8. Regan	467	1928	8. Pesky	*333	1949	8. Burleson	498	1975
9. Foxx	116	1938	9. Doerr	*466	1947	9. Boggs	330	1984	9. E. Scott	496	1920
10. G. Scott	115	1977	10. H. Ferris	461	1902	10. J. Collins	328	1901	Parent	496	1902

OUTFIELD

1. Speaker	*35	1912
Speaker	*35	1909
3. Flagstead	*33	1923
4. Speaker	*30	1913
Hooper	*30	1910
6. Speaker	29	1914
Du. Lewis	*29	1913
8. Du. Lewis	*28	1910
9. Hooper	27	1911
Du. Lewis	27	1911

CATCHER

1. Criger	*156	1903
2. Criger	*147	1905
3. Carrigan	134	1910
4. Schang	131	1919
5. Carrigan	127	1913
6. Criger	120	1908
7. Criger	117	1902
8. Criger	112	1904
9. Carrigan	110	1909
10. 2 players	109	

PITCHER

1. Mays	*122	1918
2. Mays	*118	1917
3. Mays	117	1916
4. J. Wood	110	1912
5. Tannehill	107	1904
6. C. Young	105	1901
7. J. Harris	103	1906
C. Young	103	1904
9. Ehmke	101	1923
Ruth	101	1917

DOUBLE PLAYS

FIRST BASE			SECOND BASE			THIRD BASE			SHORTSTOP		
1. York	*154	1946	1. Doerr	*134	1949	1. Pesky	*48	1949	1. Burleson	*147	1980
2. Foxx	153	1938	2. Doerr	*132	1943	2. Malzone	*45	1961	2. V. Stephens	*128	1949
3. T. Perez	150	1980	3. Doerr	130	1950	3. Boggs	40	1983	3. V. Stephens	115	1950
G. Scott	150	1977	4. Doerr	*129	1946	Malzone	*40	1959	4. Garcaparra	*113	1997
5. Lupien	*149	1943	5. Ch. Schilling	121	1961	5. Lowell	39	2006	V. Stephens	113	1948
6. Goodman	148	1949	6. Doerr	119	1948	6. Petrocelli	*38	1972	6. Lake	*112	1945
7. Dropp	147	1950	7. Doerr	*118	1947	7. Boggs	*37	1987	7. Burleson	111	1977
8. Buckner	140	1985	Doerr	*118	1940	Petrocelli	37	1971	8. Cronin	110	1938
9. Gernert	139	1953	Doerr	*118	1938	9. Foy	*36	1968	9. Burleson	109	1979
10. G. Scott	*130		10. Remy	*114	1978	Malzone	*36	1960	10. Brossoud	107	1962
						Malzone	36	1958			

OUTFIELD

1. Speaker	*12	1914
Speaker	*12	1909
3. Leibold	*9	1921
Speaker	*9	1912
Du. Lewis	9	1910
C. Stahl	*9	1906
7. Evans	*8	1975
Taitt	*8	1928
Flagstead	*8	1923
S. Collins	8	1921
Hooper	*8	1918
Speaker	*8	1915

CATCHER

1. Ruel	*17	1922
2. Pena	*15	1991
Walters	15	1920
Schang	*15	1919
5. Hatteberg	*13	1997
Pena	13	1990
Gedman	13	1985
Fisk	13	1978
S. White	*13	1957
S. White	13	1956
Tebbetts	13	1949

PITCHER

1. Ferriss	*10	1945
2. Stanley	*8	1980
Ehmke	8	1923
4. Brewer	7	1958
Hughson	7	1942
B. Weiland	7	1932
Bush	*7	1920
8. 18 players	6	

* led league

CAREER FIELDING LEADERS

GAMES PLAYED

FIRST BASE			SECOND BASE			THIRD BASE			SHORTSTOP		
1. G. Scott	988		1. Doerr	1,852		1. Boggs	1,520		1. E. Scott	1,093	
2. Vaughn	928		2. H. Ferris	983		2. Malzone	1,335		2. Burleson	1,004	
3. Todt	852		3. Barrett	906		3. Gardner	929		3. Garcaparra	956	
4. Foxx	807		4. Pedroia	709		4. Tabor	789		4. Parent	909	
5. Yastrzemski	765		5. Remy	685		5. J. Collins	735		5. Cronin	897	
6. Youkilis	581		6. Griffin	603		6. Petrocelli	727		6. He. Wagner	807	
7. Gernert	543		7. Regan	582		7. Hobson	568		7. Petrocelli	774	
8. McInnis	512		8. Goodman	576		8. Lowell	528		8. Buddin	632	
9. Buckner	502		9. Andrews	551		9. Pesky	457		9. Valentin	556	
10. 2 players	448		10. Ch. Schilling	502		10. Foy	404		10. Hoffman	552	

OUTFIELD			CATCHER			PITCHER		
1. T. Williams	2,151		1. Varitek	1,488		1. Stanley	637	
2. Evans	2,079		2. Fisk	990		2. Wakefield	590	
3. Yastrzemski	2,076		3. S. White	967		3. Papelbon	396	
4. Hooper	1,637		4. Gedman	858		4. Timlin	394	
5. Rice	1,543		5. Carrigan	649		5. Lowe	384	
6. DiMaggio	1,373		6. Criger	613		6. Clemens	383	
7. Du. Lewis	1,165		7. Pena	539		7. Kinder	365	
8. Greenwell	1,164		8. R. Ferrell	514		8. C. Young	327	
9. Speaker	1,053		9. Tillman	496		9. Delock	322	
10. Jensen	1,026		10. Tebbetts	407		10. B. Lee	321	

CAREER FIELDING LEADERS, CONTINUED

FIELDING PERCENTAGE

FIRST BASE		SECOND BASE		THIRD BASE		SHORTSTOP	
1. Youkilis.....	.997	1. Pedroia.....	.990	1. Lowell.....	.972	1. Valentin.....	.972
2. McInnis.....	.996	2. Barrett.....	.986	2. Petrocelli.....	.970	2. V. Stephens.....	.971
3. Runnels.....	.995	3. Ch. Schilling.....	.985	3. Pesky.....	.963	3. Burleson.....	.970
4. Yastrzemski.....	.994	4. Reed.....	.984	4. Boggs.....	.959	4. Petrocelli.....	.970
5. Todt.....	.992	5. Remy.....	.982	5. Malzone.....	.956	5. Garciaparra.....	.969
6. Foxx.....	.991	6. Griffin.....	.981	6. Gardner.....	.940	6. E. Scott.....	.966
7. Buckner.....	.990	7. Doerr.....	.980	7. Foy.....	.938	7. Hoffman.....	.966
8. Gernert.....	.989	8. M. Andrews.....	.975	8. J. Collins.....	.932	8. Bressoud.....	.966
9. G. Scott.....	.989	9. Goodman.....	.972	9. Tabor.....	.931	9. Pesky.....	.965
10. Vaughn.....	.988	10. Regan.....	.962	10. Hobson.....	.926	10. Rivera.....	.962
OUTFIELD		CATCHER		PITCHER			
1. Ellsbury.....	.998	1. Pena.....	.994	1. Monbouquette.....	.985		
2. Da. Lewis.....	.992	2. Varitek.....	.994	2. Dobson.....	.980		
3. Damon.....	.991	3. Tillman.....	.988	3. F. Sullivan.....	.979		
4. Piersall.....	.989	4. R. Ferrell.....	.987	4. Ferriss.....	.979		
5. Geiger.....	.988	5. S. White.....	.985	5. W. Nixon.....	.977		
6. Drew.....	.988	6. Gedman.....	.984	6. Bush.....	.974		
7. Lynn.....	.987	7. Fisk.....	.983	7. Hughson.....	.974		
8. Evans.....	.987	8. Tebbetts.....	.981	8. Lowe.....	.972		
9. T. Oliver.....	.986	9. Criger.....	.975	9. Pennoch.....	.971		
10. Burks.....	.986	10. Carrigan.....	.971	10. 2 players tied.....	.971		

NOTE: The following is a list of qualifications used in calculating fielding percentage leaders: pitchers - 200 total chances; all other positions - 400 games

PUTOUTS

FIRST BASE		SECOND BASE		THIRD BASE		SHORTSTOP	
1. Todt.....	8,676	1. Doerr.....	4,928	1. Malzone.....	1,270	1. E. Scott.....	2,310
2. G. Scott.....	8,560	2. H. Ferris.....	2,410	2. Boggs.....	1,165	2. He. Wagner.....	1,923
3. Vaughn.....	7,842	3. Barrett.....	1,820	3. Gardner.....	1,008	3. Parent.....	1,856
4. Foxx.....	7,126	4. Goodman.....	1,420	4. J. Collins.....	968	4. Burleson.....	1,826
5. Yastrzemski.....	6,459	5. Griffin.....	1,378	5. Tabor.....	853	5. Cronin.....	1,767
6. McInnis.....	5,437	6. Remy.....	1,370	6. Petrocelli.....	581	6. Garciaparra.....	1,467
7. LaChance.....	4,860	7. Regan.....	1,344	7. Pesky.....	520	7. Petrocelli.....	1,283
8. Gernert.....	4,823	8. M. Andrews.....	1,283	8. Hobson.....	473	8. Buddin.....	1,151
9. J. Stahl.....	4,524	9. Pedroia.....	1,263	9. Lord.....	463	9. Pesky.....	1,097
10. Hoblitzell.....	4,430	10. Ch. Schilling.....	1,119	10. Werber.....	461	10. Bressoud.....	946
OUTFIELD		CATCHER		PITCHER			
1. Evans.....	4,255	1. Varitek.....	10,166	1. Clemens.....	214		
2. T. Williams.....	4,159	2. Fisk.....	5,111	2. Wakefield.....	213		
3. Yastrzemski.....	3,941	3. Gedman.....	4,675	3. Brewer.....	125		
4. DiMaggio.....	3,859	4. S. White.....	4,458	4. Stanley.....	122		
5. Rice.....	3,103	5. Pena.....	3,212	5. J. Wood.....	121		
6. Hooper.....	2,757	6. Tillman.....	3,075	6. Monbouquette.....	120		
7. Speaker.....	2,562	7. Carrigan.....	2,961	7. Boyd.....	110		
8. R. Smith.....	2,332	8. Criger.....	2,876	8. Tiant.....	109		
9. Piersall.....	2,239	9. R. Ferrell.....	2,200	9. Eckersley.....	106		
10. Lynn.....	2,213	10. Hatteberg.....	2,190	10. Sullivan.....	105		

ASSISTS

FIRST BASE		SECOND BASE		THIRD BASE		SHORTSTOP	
1. Foxx.....	614	1. Doerr.....	5,710	1. Boggs.....	2,956	1. E. Scott.....	3,394
2. Todt.....	610	2. H. Ferris.....	3,063	2. Malzone.....	2,824	2. Burleson.....	3,240
3. G. Scott.....	590	3. Barrett.....	2,627	3. Gardner.....	1,821	3. Parent.....	2,979
4. Vaughn.....	544	4. Remy.....	1,988	4. Tabor.....	1,662	4. Garciaparra.....	2,721
5. Yastrzemski.....	512	5. Regan.....	1,924	5. J. Collins.....	1,573	5. Cronin.....	2,691
6. Buckner.....	501	6. Pedroia.....	1,922	6. Petrocelli.....	1,453	6. He. Wagner.....	2,590
7. Gernert.....	384	7. Goodman.....	1,635	7. Hobson.....	1,042	7. Petrocelli.....	2,313
8. Youkilis.....	376	8. Reed.....	1,541	8. Pesky.....	978	8. Buddin.....	1,877
9. McInnis.....	346	9. Griffin.....	1,518	9. Lowell.....	975	9. Pesky.....	1,709
10. Quintana.....	259	10. M. Andrews.....	1,422	10. Werber.....	811	10. Valentin.....	1,659
OUTFIELD		CATCHER		PITCHER			
1. Hooper.....	260	1. Criger.....	877	1. C. Young.....	689		
2. Speaker.....	207	2. Carrigan.....	854	2. Winter.....	466		
3. Yastrzemski.....	195	3. Varitek.....	541	3. Mays.....	450		
4. Du. Lewis.....	180	4. S. White.....	482	4. Dinneen.....	405		
5. Evans.....	151	5. Fisk.....	480	5. J. Wood.....	402		
6. DiMaggio.....	147	6. Gedman.....	381	6. Stanley.....	357		
7. T. Williams.....	140	7. P. Thomas.....	328	7. Ja. Russell.....	347		
8. Rice.....	137	8. Cady.....	324	Ruth.....	347		
9. Flagstead.....	117	9. R. Ferrell.....	292	9. Brewer.....	343		
10. Jensen.....	92	10. Walters.....	267	10. Parnell.....	327		

CAREER FIELDING LEADERS, CONTINUED

DOUBLE PLAYS

FIRST BASE			SECOND BASE			THIRD BASE			SHORTSTOP		
1. G. Scott.....	815		1. Doerr.....	1,507		1. Boggs.....	299		1. Burleson.....	698	
2. Vaughn.....	785		2. Barrett.....	578		2. Malzone.....	286		2. Cronin.....	565	
3. Foxx.....	707		3. Remy.....	466		3. Tabor.....	153		3. Garciaparra.....	534	
4. Todt.....	677		4. Goodman.....	443		4. Petrocelli.....	150		4. E. Scott.....	440	
5. Yastrzemski.....	610		5. Pedroia.....	420		5. Pesky.....	121		5. Buddin.....	438	
6. Gernert.....	540		6. Regan.....	387		6. Gardner.....	108		6. Petrocelli.....	433	
7. Youkilis.....	431		7. Griffin.....	362		Lowell.....	108		7. V. Stephens.....	396	
8. Goodman.....	406		8. Reed.....	359		8. J. Collins.....	88		8. Valentin.....	388	
9. Buckner.....	378		9. H. Ferris.....	340		9. Hobson.....	85		9. Pesky.....	362	
10. McInnis.....	339		10. Ch. Schilling.....	322		10. Foy.....	77		10. Hoffman.....	319	

OUTFIELD			CATCHER			PITCHER		
1. Speaker.....	64		1. S. White.....	79		1. Stanley.....	38	
2. Hooper.....	56		2. Varitek.....	72		2. F. Sullivan.....	30	
3. Evans.....	40		3. Carrigan.....	66		3. W. Nixon.....	27	
4. Du. Lewis.....	35		4. Criger.....	62		Parnell.....	27	
5. DiMaggio.....	32		5. Fisk.....	61		5. Wakefield.....	26	
6. T. Williams.....	30		6. Gedman.....	51		6. Brewer.....	22	
Yastrzemski.....	30		7. Pena.....	46		7. Winter.....	20	
8. Flagstead.....	28		8. Walters.....	36		8. B. Lee.....	19	
9. C. Stahl.....	20		9. R. Ferrell.....	34		Ruth.....	19	
10. Rice.....	19		10. Tebbetts.....	33		10. 3 players.....	18	

SINGLE-GAME FIELDING RECORDS

FIRST BASE

Putouts, 9-inn. game	
21 Bill Sweeney.....	6/24/1931
Stuffy McInnis.....	7/19/1918
Putouts, extra-inn. game	
31 Bob Unglaub (20 inn.).....	7/4/1905(G2)
Assists, 9-inn. game	
6 Bill Buckner.....	6/14/1986
Stuffy McInnis.....	8/22/1918
Assists, extra-inn. game	
5 Bill Buckner (12 inn.).....	7/10/1986
Bill Buckner (10 inn.).....	5/10/1985
Chances accepted, 9-inn. game	
++22 Stuffy McInnis.....	7/19/1918
Chances accepted, extra-inn. game	
32 Bob Unglaub (20 inn.).....	7/14/1905(G2)
Double plays, 9-inn. game	
5 Many players, last M. Vaughn.....	8/31/1997
Double plays, extra-inn. game	
5 Pete Runnels (10 inn.).....	5/20/1961
Dick Gernert (15 inn.).....	7/3/1958
Jake Jones (11 inn.).....	5/5/1948

SECOND BASE

Putouts, 9-inn. game	
10 Max Bishop.....	4/30/1934
Hobe Ferris.....	5/13/1901
Putouts, extra-inn. game	
11 Hobe Ferris (15 inn.).....	6/21/1902
Assists, 9-inn. game	
11 Hobe Ferris.....	9/23/1905(G1)
Assists, extra-inn. game	
12 Hobe Ferris (20 inn.).....	7/4/1905(G2)
Chances accepted, 9-inn. game	
16 Bobby Doerr.....	5/30/1946(G2)
Hobe Ferris.....	5/13/1901
Chances accepted, extra-inn. game	
16 Hobe Ferris (20 inn.).....	7/4/1905(G2)
Double plays, 9-inn. game	
5 Bobby Doerr.....	8/8/1946(G2)
Double plays, extra-inn. game	
4 Many players, last J. Reed (19 inn.).....	4/11/1992

THIRD BASE

Putouts, 9-inn. game	
**7 Billy Klaus.....	8/25/1956
Putouts, extra-inn. game	
6 Harry Lord (11 inn.).....	7/20/1910
Assists, 9-inn. game	
10 Freddy Sanchez.....	6/14/2003
Frank Malzone.....	9/24/1957
Vern Stephens.....	5/23/1951
Assists, extra-inn. game	
10 Eddie Foster (13 inn.).....	5/5/1920
Chances accepted, 9-inn. game	
12 Vern Stephens.....	5/23/1951
Jimmy Collins.....	5/1/1902
Chances accepted, extra-inn. game	
++14 Jimmy Collins (15 inn.).....	6/21/1902
Double plays, 9-inn. game	
++4 Wade Boggs.....	8/9/1985
Double plays, extra-inn. game	
3 Frank Malzone (15 inn.).....	7/3/1958
Johnny Tobin (13 inn.).....	4/29/1945(G2)

SHORTSTOP

Putouts, 9-inn. game	
10 Vern Stephens.....	6/25/1950(G1)
Heinie Wagner.....	7/27/1907
Putouts, extra-inn. game	
8 Rabbit Warstler (15 inn.).....	7/23/1932(G1)
Buddy Myer (12 inn.).....	6/10/1927
Heinie Wagner (15 inn.).....	7/3/1913
Assists, 9-inn. game	
11 Rick Burleson.....	5/7/1977
Eddie Bressoud.....	9/18/1962
Topper Rigney.....	7/15/1926(G2)
Assists, extra-inn. game	
13 Everett Scott (14 inn.).....	9/13/1920
Chances accepted, 9-inn. game	
15 Many players, last R. Burleson.....	7/7/1977
Chances accepted, extra-inn. game	
18 Fred Parent (17 inn.).....	7/9/1902
Double plays, 9-inn. game	
++5 Many players, last R. Burleson.....	7/22/1980
Double plays, extra-inn. game	
5 Vern Stephens (11 inn.).....	5/5/1948

SINGLE-GAME FIELDING RECORDS, CONTINUED

OUTFIELD

Putouts, 9-inn. game	
++12 Jacoby Ellsbury, CF.....	5/20/2009
Putouts, extra-inn. game	
11 Gary Geiger, CF (13 inn.).....	7/4/1963(G1)
Lu Clinton (15 inn.).....	7/13/1962
Assists, 9-inn. game	
3 Many players, last R. Smith, RF.....	9/23/1972
Assists, extra-inn. game	
3 Ted Williams, LF (11 inn.).....	5/5/1948
Chances accepted, 9-inn. game	
**12 Jacoby Ellsbury, CF.....	5/20/2009
Chances accepted, extra-inn. game	
11 Gary Geiger, CF (13 inn.).....	7/4/1963(G1)
Double plays, 9-inn. game	
++3 Ira Flagstead, CF.....	4/19/1926(G2)
Double plays, extra-inn. game	
2 Many players, last J. Damon (13 inn.).....	4/8/2004

CATCHERS

Putouts, 9-inn. game	
++20 Rich Gedman.....	4/29/1986
Putouts, extra-inn. game	
20 Jason Varitek (13 inn.).....	6/12/2009
Jason Varitek (13 inn.).....	9/15/1999
Assists, 9-inn. game	
+8 Wally Schang.....	5/12/1920
Assists, extra-inn. game	
6 Lou Criger (15 inn.).....	6/21/1902
Chances accepted, 9-inn. game	
++20 Bill Haselman.....	9/18/1996
Rich Gedman.....	4/29/1986
Chances accepted, extra-inn. game	
20 Jason Varitek (13 inn.).....	6/12/2009
Jason Varitek (13 inn.).....	9/15/1999
Double plays, 9-inn. game	
3 George Bischoff.....	4/19/1926(G2)
Double plays, extra-inn. game	
2 Many players, last R. Gedman (14 inn.).....	6/20/1982

PITCHERS

Putouts, 9-inn. game	
5 Al Nipper.....	9/18/1985
Al Nipper.....	7/15/1984
Bill Butland.....	8/30/42(G2)
Elmer Steele.....	9/14/1908
Putouts, extra-inn. game	
4 Rob Woodward (12 inn.).....	10/4/1985
Jim Lonborg (10 inn.).....	9/7/1969
Tom Brewer (10 inn.).....	9/13/1956
Assists, 9-inn. game	
10 Carl Mays.....	8/26/1916
Jesse Tannehill.....	4/27/1905

Assists, extra-inn. game	
11 Jack Quinn (14 inn.).....	4/29/1922
Chances accepted, 9-inn. game	
11 Lloyd Brown.....	9/13/1933
Jack Russell.....	5/17/1928
Babe Ruth.....	5/4/1918
Chances accepted, extra-inn. game	
12 Carl Mays (17 inn.).....	7/14/1916
Double plays, 9-inn. game	
3 Walt Masterson.....	6/25/50(G2)
Joe Heving.....	8/17/38(G2)
Double plays, extra-inn. game	
2 Many players, last J. Suppan (11 inn.).....	5/29/1997

+ML record (since 1900)

++tied for ML record

*AL record

**tied for AL record

ERRORLESS STREAKS

CONSECUTIVE GAMES

FIRST BASE	
Season: *135 K. Youkilis.....	4/2-9/30/2007
Career: *238 K. Youkilis.....	7/5/2006-6/6/08
SECOND BASE	
Season: 73 B. Doerr.....	6/23-9/19/1948(G2)
Career: 98 D. Pedroia.....	7/30/2009-5/19/10
SHORTSTOP	
Season: 57 Al. Gonzalez.....	4/11-6/30/2006
Career: 57 Al. Gonzalez.....	4/11-6/30/2006
THIRD BASE	
Season: 77 R. Petrocelli.....	6/8-8/29/1971
Career: 77 R. Petrocelli.....	6/8-8/29/1971

OUTFIELD	
Season: 154 J. Ellsbury.....	4/1-9/28/2011
Career: 236 J. Ellsbury.....	7/29/2009-present
CATCHER	
Season: 90 T. Pena.....	4/10-8/20/1993
Career: 144 P. Daley.....	6/13/1956-9/10/58
PITCHER (STARTER)	
Season: 47 E. Morris.....	4/11-9/27/1928
Career: 96 B. Monbouquette ..	9/9/1962-7/4/65
PITCHER (RELIEVER)	
Season: 76 M. Timlin (15 TC).....	4/4-10/2/2004
Career: 257 R. Garces (61 TC).....	4/30/1996-7/20/01

CONSECUTIVE CHANCES

FIRST BASE	
Season: *1,300 S. McInnis.....	5/31-10/2/1921
Career: *2,002 K. Youkilis.....	7/4/2006-6/6/08
SECOND BASE	
Season: 414 B. Doerr.....	6/22-9/19/1948(G2)
Career: 436 D. Pedroia.....	7/29/2009-5/20/10
SHORTSTOP	
Season: 222 V. Stephens.....	6/4-7/28/1950
Career: 227 R. Petrocelli.....	8/20/1968-5/30/69
THIRD BASE	
Season: 232 R. Petrocelli.....	6/8-8/31/1971
Career: 232 R. Petrocelli.....	6/8-8/31/1971

OUTFIELD	
Season: 394 J. Ellsbury.....	4/1-9/28/2011
Career: 588 J. Ellsbury.....	7/28/2009-present
CATCHER	
Season: 626 J. Varitek.....	6/1-10/3/2004
Career: 1,053 J. Varitek.....	7/24/2009-9/14/11
PITCHER (STARTER)	
Season: 84 Ja. Russell.....	4/20-9/26/1929
Career: 160 B. Monbouquette ..	9/9/1962-7/4/65

*AL Record

MISCELLANEOUS FIELDING

PITCHERS WHO HAVE PLAYED OTHER POSITIONS

YEAR	PITCHER	POSITIONS	YEAR	PITCHER	POSITIONS
2009	Javier Lopez	P-14, RF-1		Walt Kinney	P-5, OF-1
1980	Tom Burgmeier	P-62, LF-1	1916	Sam Jones	P-12, OF-1
1942	Mike Ryba	P-18, C-3	1913	Charles Hall	P-35, 3B-1
1940	Jim Bagby, Jr.	P-36, OF-1	1910	Charles Hall	P-35, OF-3
1929	Red Ruffing	P-35, OF-2		Chris Mahoney	P-2, OF-1
1928	D. MacFayden	P-33, OF-1	1906	Ralph Glaze	P-13, 3B-1
1925	Joe Lucey	P-7, SS-3	1904	Jesse Tannehill	P-32, OF-5
1921	Joe Bush	P-37, OF-4	1902	Tom Hughes	P-9, OF-3
1920	Joe Bush	P-35, OF-2	1901	Fred Mitchell	P-17, INF-3
1919	Babe Ruth	P-17, OF-111, 1B-4		George Cuppy	P-13, OF-4
1918	Babe Ruth	P-20, OF-59, 1B-13		Charles Beville	P-2, 1B-1

POSITION PLAYERS WHO HAVE PITCHED

PITCHER	DATE	OPP.	SEASON POSITIONS	PITCHING LINE
Harry Hooper	10/3/1913(2)	at WAS	OF-147	2.0 IP, 2 H, 0 R, 0 ER, 1 BB, 0 K
Duffy Lewis	10/3/1913(2)	at WAS	OF-142	1.0 IP, 3 H, 2 R, 2 ER, 0 BB, 1 K
Tris Speaker	10/7/1914	vs. WAS	OF-156, 1B-1	1.0 IP, 2 H, 1 R, 1 ER, 0 BB, 0 K
Henry Eibel	7/7/1920 (1)	at PHA	OF-5, 1B-1	4.2 IP, 5 H, 2 R, 2 ER, 1 BB, 1 K
	7/2/1920	vs. WAS		2.0 IP, 1 H, 0 R, 0 ER, 1 BB, 1 K
	6/22/1920	at CLE		3.1 IP, 4 H, 2 R, 2 ER, 1 BB, 3 K
Doug Taitt	7/25/1928	at CLE	OF-139	1.0 IP, 2 H, 3 R, 3 ER, 2 BB, 1 K
Jack Rothrock	9/24/1928	at DET	OF-53, INF-49	1.0 IP, 0 H, 0 R, 0 ER, 0 BB, 0 K
Robert Reeves	9/7/1931	vs. WAS	2B-29	7.1 IP, 6 H, 3 R, 3 ER, 1 BB, 0 K
Doc Cramer	8/30/1938	vs. STL	OF-140	4.0 IP, 3 H, 2 R, 2 ER, 3 BB, 1K
Jimmie Foxx	8/6/1939	vs. DET	1B-123	1.0 IP, 0 H, 0 R, 0 ER, 0 BB, 1 K
Ted Williams	8/24/1940 (1)	vs. DET	OF-143	2.0 IP, 3 H, 1 R, 1 ER, 0 BB, 1 K
Eddie Lake	7/16/1944	at NYY	INF-45	2.0 IP, 2 H, 3 R, 1 ER, 1 BB, 0 K, 2 HB
	7/9/1944 (1)	vs. CLE		3.0 IP, 5 H, 3 R, 3 ER, 2 BB, 3 K
	7/5/1944	vs. DET		6.0 IP, 6 H, 3 R, 3 ER, 2 BB, 1 K
	6/23/1944	vs. WAS		4.0 IP, 3 H, 1 R, 1 ER, 3 BB, 1 K, 1 HB
	6/2/1944	at DET		2.0 IP, 0 H, 0 R, 0 ER, 1 BB, 1 K
	5/17/1944 (2)	vs. STL		2.1 IP, 4 H, 3 R, 1 ER, 2 BB, 1 K
George Schmees	9/20/1952	at WAS	OF-38, 1B-2	4.0 IP, 5 H, 0 R, 0 ER, 2 BB, 2 K
	9/17/1952	at STL		2.0 IP, 4 H, 2 R, 2 ER, 0 BB, 0 K
Danny Heep	5/25/1990	at MIN	OF-14, 1B-5	1.0 IP, 4 H, 1 R, 1 ER, 0 BB, 0 K
Steve Lyons	7/21/1991	vs. MIN	OF-47, INF-31	1.0 IP, 2 H, 0 R, 0 ER, 0 BB, 1 K
Andy Tomberlin	5/20/1994	at MIN	OF-11, DH-1	2.0 IP, 1 H, 0 R, 0 ER, 1 BB, 1 K
Mike Benjamin	6/21/1997	at DET	1B-4, 2B-5, 3B-19, SS-19	1.0 IP, 0 H, 0 R, 0 ER, 0 BB, 0 K
David McCarty	4/9/2004	vs. TOR	1B-67, OF-17	0.2 IP, 1 H, 1 R, 1 ER, 1 BB, 0 K
	6/12/2004	vs. LA		1.0 IP, 0 H, 0 R, 0 ER, 0 BB, 1 K
	10/3/2004	at BAL		2.0 IP, 1 H, 0 R, 0 ER, 0 BB, 3 K
Jonathan Van Every	4/30/2009	at TB	OF-6	0.2 IP, 1 H, 0 R, 0 ER, 1 BB, 0 K
Nick Green	8/27/2009	vs. CWS	SS-81, 3B-9, 2B-7, OF-3	2.0 IP, 0 H, 0 R, 0 ER, 3 BB, 0 K
Dusty Brown	9/30/2009	vs. TOR	C-6	1.0 IP, 2 H, 1 R, 1 ER, 0 BB, 1 K
Jonathan Van Every	5/8/2010	vs. NYY	OF-21	1.0 IP, 2 H, 2 R, 2 ER, 0 BB, 1 K
Bill Hall	5/28/2010	vs. KC	OF-65, 2B-51, SS-6, 3B-5	1.0 IP, 0 H, 0 R, 0 ER, 0 BB, 0 K
Darnell McDonald	8/26/2011	vs. OAK	OF-67, DH-8	1.0 IP, 1 H, 2 R, 2 ER, 2 BB, 0 K

POSITION PLAYERS WHO HAVE CAUGHT (SINCE 1972)

DATE	PLAYER	OPP.	DETAILS
7/17/1987	Mike Greenwell	vs. OAK	Was DH; Sox scored 3 R in last of 9th to tie 4-4; caught 10th (3 PO and 1 E); Sox lost 11-6
6/8/1989	Randy Kutcher	at NYY	PH; (hit 2-out, 2-R 2B in 9th to tie score 7-7); caught 9th, 10th, 11th (1 PO); Sox lost 8-7
9/8/1993	Steve Lyons	at CWS	PH; caught last of 8th, no chances

OPENING DAY STARTS

POS.	PLAYER	# OF LINEUPS	YEARS
RHP	Roger Clemens	8	1988-94, 96
LHP	Mel Parnell	4	1950, 52-54
C	Jason Varitek	10	2000-09
1B	George Scott	7	1967-68, 70-71, 77-79
	Mo Vaughn	7	1992-98
2B	Bobby Doerr	13	1937-41, 43-44, 46-51
SS	Everett Scott	8	1914-21
3B	Wade Boggs	10	1983-92
LF	Carl Yastrzemski	15	1961-72, 74, 78-79
CF	Dom DiMaggio	9	1941-42, 46-52
RF	Dwight Evans	14	1973, 75-76, 78-87, 89
DH	David Ortiz	8	2004-11

NOTE: Carl Yastrzemski started a club-record 22 Opening Days (15 LF, 4 1B, 2 DH, 1 RF). Jack Rothrock had the most Opening Day positions played with 5 from 1928-32 (SS, 3B, LF, CF, RF). Billy Goodman (1B, 2B, LF, RF), Dwight Evans (1B, RF, CF, DH) and Carl Yastrzemski (1B, LF, RF, DH) started at 4 positions.

TRIPLE PLAYS AND HIDDEN BALL PLAYS

RECENT RED SOX TRIPLE PLAYS

DATE	OPP.	INN	BATTER	BASES	DETAILS
8/16/2011	vs. TB (G2)	4	S. Rodriguez	12_	Grounder to 3B Lowrie, touches 3B, to 2B Pedroia, to 1B Gonzalez
7/8/1994	vs. SEA	6	M. Newfield	12_	Liner caught by SS Valentini, touches 2B, tags runner*
7/28/1979	at TEX	1	A. Oliver	1_3	Pop fly to 2B Brohamer, to 1B Watson, to 3B Hobson
7/23/1979	vs. CAL	8	W. Aikens	123	Liner caught by SS Bureson, touches 2B, to 1B Yastrzemski
5/10/1979	vs. CAL	7	J. Rudi	12_	Pop fly to 2B Remy, to SS Bureson, to 1B Scott
5/25/1972	vs. BAL	4	E. Hendricks	12_	Liner to 1B Josephson, touches 1B, to SS Aparicio who tags runner
7/15/1967	vs. BAL	1	P. Blair	12_	Liner to 3B Foy, to 2B Andrews, to 1B Scott
4/23/1966	vs. CLE	9	M. Alvis	1_3	Grounder to 2B Smith, to SS Petrocelli, to 1B Scott, to C Tillman
8/18/1965	at BAL	1	B. Robinson	12_	Grounder to 3B Malzone, to 2B Mantilla, to 1B Horton, to 3B Malzone
9/28/1963	vs. LAA	7	F. Torres	12_	Bunt to P Smith, to 3B Malzone, to SS Bressoud, to 2B Mantilla (1B)
6/23/1954	at BAL	1	S. Mele	123	Grounder to SS Bolling, to 2B Consolo, to 1B Agganis, to C White

* Unassisted triple play, the 2nd in club history, also 1B George Burns, 9/14/23 vs. Cleveland.

NOTE: The Red Sox have turned 30 triple plays in club history.

RECENT TRIPLE PLAYS BY OPPONENTS

DATE	OPP.	INN	BATTER	BASES	DETAILS
8/6/2001	vs. TEX	4	S. Hatteberg	12_	Liner to SS Rodriguez, to 2B Velarde, touches 2B, tags runner
6/6/1996	vs. CWS	1	T. Naehring	12_	Grounder to 3B Ventura, touches 3B, to 2B Durham, to 1B Thomas
7/17/1990*	vs. MIN	8	J. Reed	12_	Grounder to 3B Gaetti, touches 3B, to 2B Newman, to 1B Hrbek
7/17/1990*	vs. MIN	4	T. Brunansky	123	Grounder to 3B Gaetti, touches 3B, to 2B Newman, to 1B Hrbek
7/4/1988	at KC	4	J. Rice	12_	Pop fly to CF Wilson, to 2B White, to 1B Brett
4/28/1971	vs. MIL	3	B. Conigliaro	1_3	Grounder to SS Auerbach, to 2B Kubiak, to 1B Hegan, to C Rodriguez
9/4/1966 (G2)	at KCA	1	T. Conigliaro	123	Grounder to SS Campaneris, to 2B Green, to 1B Talton, to C Roof
9/4/1965 (G2)	at NYY	2	B. Tillman	12_	Grounder to 3B Boyer, to 2B Richardson, to 1B Peptone, to 3B Boyer
4/24/54	at WAS	3	K. Olson	12_	Bunt pop to P McDermott, to SS Hoderlein, to 1B Sievers
8/29/53	at CWS	9	K. Olson	12_	Liner to 1B Fain, tags 1B, to SS Carrasquel (2B)

* Red Sox became the first team in Major League history to hit into 2 triple plays in the same game.

NOTE: The Red Sox have hit into 33 triple plays in club history.

RECENT RED SOX HIDDEN BALL PLAYS

PLAYER, POS	DATE	OPP.	INN.	BASE	DETAILS/BASE RUNNER
Julio Lugo, SS	6/8/2007	at ARI	3	2B	Lugo/A. Callaspo
Steve Lyons, 2B	5/13/1991	vs. CWS	4	2B	Lyons/O. Guillen
Marty Barrett, 2B	9/5/1988	at BAL	4	2B	Flip to J. Reed/J. Traber
Marty Barrett, 2B	7/21/1985	vs. CAL	6	2B	Flip to G. Hoffman/D. DeCinces
Marty Barrett, 2B	7/7/1985	at CAL	2	2B	Barrett/B. Grich
Jackie Gutierrez, SS	8/17/1984	vs. MIN	7	2B	Gutierrez/T. Teufel

NOTE: There have been 18 documented hidden ball plays by Red Sox players. Marty Barrett (see above) and SS Johnny Pesky are the only known Sox to do so more than once. Pesky had 3 hidden ball plays vs. Bill Zuber (1942, WAS), Tommy Henrich (1942, NYY) and Buddy Lewis (1947, WAS). Thanks to Bill Deane of SABR for his research.

CLUB SEASON RECORDS

GENERAL

MOST PLAYERS	55 in 1996
MOST PLAYERS, making first appearance for Boston	41 in 1995
FEWEST PLAYERS	18+ in 1904
MOST PITCHERS	28 in 2006
MOST GAMES	163 in 1985; 1978; 1961
MOST GAMES, ahead during a season	16.5 , 9/4-6/1946; 9/14-15/1912
MOST EXTRA-INNING GAMES	31+ in 1943 (15-14-2)
MOST ONE-RUN GAMES	59 in 1961 (32-27) and 1943 (29-30)
FEWEST ONE-RUN GAMES	28 in 1901 (14-14)
MOST GAMES WON, by one run	35 in 1953 (lost 16)
FEWEST GAMES WON, by one run	13 in 2002 (lost 23) and 1989 (lost 25)
MOST GAMES LOST, by one run	36 in 1930 (won 17)
FEWEST GAMES LOST, by one run	10++ in 1986 (won 24)
MOST GAMES WON	105 in 1912
MOST CONSECUTIVE GAMES WON, start of season	6 in 1918
MOST CONSECUTIVE GAMES WON, season	15 in 1946
MOST CONSECUTIVE GAMES WON, home	24* in 1988
MOST CONSECUTIVE GAMES WON, road	15 in 1939
MOST CONSECUTIVE GAMES WON, following All-Star Break	12 in 1988
MOST CONSECUTIVE GAMES WON, end of season	8 in 1905
MOST GAMES LOST	111 in 1932
MOST CONSECUTIVE GAMES LOST, start of season	8 in 1945
MOST CONSECUTIVE GAMES LOST, season	20 in 1906
MOST CONSECUTIVE GAMES LOST, home	19 in 1906
MOST CONSECUTIVE GAMES LOST, road	18 in 1932
MOST CONSECUTIVE GAMES LOST, following All-Star Break	4 in 1998
MOST CONSECUTIVE GAMES LOST, end of season	9 in 1951
MOST CONSECUTIVE YEARS, postseason appearances	3, 2007-09; 2003-05
HIGHEST WINNING PERCENTAGE691 in 1912 (105-47)
LOWEST WINNING PERCENTAGE279 in 1932 (43-111)
MOST SHUTOUTS WON, season	26 in 1918
MOST SHUTOUTS LOST, season	28 in 1906
MOST 1-0 GAMES WON	8 in 1918
MOST 1-0 GAMES LOST	7 in 1914; 1909
TIMES FINISHED, first	15
TIMES FINISHED, second	24
TIMES FINISHED, last	11

+ML record (since 1900) ++tied for ML record *AL record **tied for AL record

LONGEST GAMES BY INNINGS

INN.	DATE	OPPONENT	SCORE	SOX PITCHER OF RECORD
24	9/1/1906	vs. PHA	1-4	Joe Harris
20	9/3-4/1981	vs. SEA	7-8	Bob Stanley
20	7/27/1969	at SEA	5-3	Jim Lonborg
20	8/29/1967 (G2)	at NYY	3-4	Darrell Brandon
20	7/4/1905	vs. PHA	2-4	Cy Young
19	7/9/2006	at CWS	5-6	Rudy Seanez
19	8/1/2000	at SEA	4-5	Jeff Fassero
19	4/11/1992	at CLE	7-5	Mike Gardiner
19	7/13/1951	at CWS	4-5	Harry Taylor
18	8/25/2001	at TEX	7-8	Derek Lowe
18	6/5/2001	vs. DET	4-3	Tim Wakefield
18	8/25/1968	at BAL	2-3	Jerry Stephenson
18	4/16/1967	at NYY	6-7	Lee Stange
18	9/5/1927 (G1)	vs. NYY	12-11	Hal Wiltse

RED SOX IN THE POSTSEASON

The Red Sox were 79-72-1 all-time in postseason play, having advanced to the postseason 20 times in 111 American League seasons, including 12 times in the last 26 years and 6 times in the last 9 years. Boston is 16-13 in 29 postseason series, having gone 5-4 in 9 trips to the AL Division Series (16-17 in Division Series play), 4-5 in 9 trips to the AL Championship Series (22-29 in Championship Series play) and 7-4 in 11 trips to the World Series (41-26-1 in World Series games), with 7-game losses in 1946, '67, '75 and '86.

The Boston Americans, who became the Red Sox in 1908, won the 1st World Series ever held (1903), 1 of only 4 best-of-9 Series to be played (again in 1919-21). By beating the Pittsburgh Pirates of the more established National League, they caused such an embarrassment that the NL refused to participate the following year when the Red Sox repeated as AL Champions.

Boston set a Major League record with an 8-game winning streak to close out their run to the World Championship in 2004 (matched in 2005 by the Chicago White Sox who won their final 8 games en route to the Championship). The Red Sox also had a 7-game winning streak starting from Game 5 of the 2007 ALCS through their World Series win in 2007.

The Red Sox are 43-31-1 in postseason home games, including a 36-29-1 postseason mark at Fenway Park. They hosted home World Series games at the Huntington Avenue Grounds in 1903 and at Braves Field in 1915 and 1916.

RED SOX IN THE DIVISION SERIES

YEAR	OPPONENT	WINNER	RESULT	RED SOX LEADING HITTER
1995	Cleveland Indians	Indians	0-3	Luis Alicea .600 (6-for-10)
1998	Cleveland Indians	Indians	1-3	John Valentin .467 (7-for-15)
1999	Cleveland Indians	RED SOX	3-2	Mike Stanley .500 (10-for-20)
2003	Oakland Athletics	RED SOX	3-2	Johnny Damon .316 (6-for-19)
2004	Anaheim Angels	RED SOX	3-0	David Ortiz .545 (6-for-11)
2005	Chicago White Sox	White Sox	0-3	David Ortiz .333 (4-for-12)
2007	Los Angeles Angels	RED SOX	3-0	David Ortiz .714 (5-for-7)
2008	Los Angeles Angels	RED SOX	3-1	Jason Bay .412 (7-for-17)
2009	Los Angeles Angels	Angels	0-3	Jacoby Ellsbury .250 (3-for-12)

RED SOX IN THE ALCS

YEAR	OPPONENT	WINNER	GAMES	RED SOX LEADING HITTER
1975	Oakland Athletics	RED SOX	3-0	Carl Yastrzemski .455 (5-for-11)
1986	California Angels	RED SOX	4-3	Spike Owen .429 (9-for-21)
1988	Oakland Athletics	Athletics	0-4	Wade Boggs .385 (5-for-13)
1990	Oakland Athletics	Athletics	0-4	Wade Boggs .438 (7-for-16)
1999	New York Yankees	Yankees	1-4	Jose Offerman .458 (11-for-24)
2003	New York Yankees	Yankees	3-4	Todd Walker .370 (10-for-27)
2004	New York Yankees	RED SOX	4-3	David Ortiz .387 (12-for-31)
2007	Cleveland Indians	RED SOX	4-3	Kevin Youkilis .500 (14-for-28)
2008	Tampa Bay Rays	Rays	3-4	Coco Crisp .450 (9-for-20)

RED SOX IN THE WORLD SERIES

YEAR	OPPONENT	WINNER	GAMES	RED SOX LEADING HITTER
1903	Pittsburg Pirates	BOSTON (AL)	5-3	Chick Stahl .303 (10-for-33)
1904	NO SERIES HELD			
1912	New York Giants	RED SOX	4-3-1	Tris Speaker .300 (9-for-30)
1915	Philadelphia Phillies	RED SOX	4-1	Duffy Lewis .444 (8-for-18)
1916	Brooklyn Dodgers	RED SOX	4-1	Duffy Lewis .353 (6-for-17)
1918	Chicago Cubs	RED SOX	4-2	Wally Schang .444 (4-for-9)
1946	St. Louis Cardinals	Cardinals	3-4	Wally Moses .417 (5-for-12)
1967	St. Louis Cardinals	Cardinals	3-4	Carl Yastrzemski .400 (10-for-25)
1975	Cincinnati Reds	Reds	3-4	Carl Yastrzemski .310 (9-for-29)
1986	New York Mets	Mets	3-4	Marty Barrett .433 (13-for-30)
2004	St. Louis Cardinals	RED SOX	4-0	Bill Mueller .429 (6-for-14)
2007	Colorado Rockies	RED SOX	4-0	Jacoby Ellsbury .438 (7-for-16)

*min. 10 PA on hitting leaders

RED SOX IN THE POSTSEASON, CONTINUED

2009 AMERICAN LEAGUE DIVISION SERIES

(Angels 3, Red Sox 0)

GAME 1 at ANAHEIM (Night) Thursday, October 8

	R	H	E
Boston	0	0	0
Los Angeles	0	0	0

LESTER (L), Ramirez (7), Saito (7), Bard (8) and Martinez
LACKEY (W), Oliver (8), and Napoli
HR—Hunter (1)
T—3:09; A—45,070

GAME 2 at ANAHEIM (Night) Friday, October 9

	R	H	E
Boston	0	0	0
Los Angeles	0	0	0

BECKETT (L), Wagner (7), Papelbon (8), and Martinez
WEAVER (W), Oliver (8), Jepsen (8), Fuentes (9-SV) and Napoli
HR—None
T—3:11; A—45,223

GAME 3 at BOSTON (Day) Sunday, October 11

	R	H	E
Los Angeles	0	0	0
Boston	0	0	0

Kazmir, Bulger (7), Jepsen (8), OLIVER (8-W), Fuentes (9-SV)
and Napoli, Mathis (9)
Buchholz, Bard (6), Wagner (8), PAPELBON (8-L), Okajima (9)
and Martinez
HR—Morales (1), Drew (1)
T—3:49; A—38,704

2009 ALDS STATISTICS

PLAYER	AVG	G	AB	R	H	2B	3B	HR	RBI	SH	SF	HP	BB	SO	SB	CS	E
Anderson	---	1	0	0	0	0	0	0	0	0	0	0	0	0	0	0	0
Bay	.125	3	8	0	1	0	0	0	0	0	0	0	3	3	0	0	1
Drew	.222	3	9	1	2	0	0	1	2	0	0	0	1	1	0	0	0
Ellsbury	.250	3	12	2	3	0	1	0	0	0	0	0	0	2	0	0	0
Gathright	---	1	0	1	0	0	0	0	0	0	0	0	0	0	1	0	0
Gonzalez	.167	3	6	1	1	0	0	0	0	0	0	0	1	1	0	0	1
Kotchman	.000	3	1	0	0	0	0	0	0	0	0	0	0	0	0	0	0
Lowell	.200	3	10	1	2	0	0	0	1	0	0	0	1	0	0	0	1
Lowrie	.000	3	2	0	0	0	0	0	0	0	0	0	0	1	0	0	0
Martinez	.182	3	11	0	2	0	0	0	2	0	0	0	1	2	0	0	0
Ortiz	.083	3	12	0	1	0	0	0	0	0	0	0	0	4	0	0	0
Pedroia	.167	3	12	1	2	1	0	0	2	0	0	0	1	0	0	0	0
Varitek	---	0	0	0	0	0	0	0	0	0	0	0	0	0	0	0	0
Youkilis	.083	3	12	0	1	1	0	0	0	0	0	0	0	2	0	0	1
Red Sox	.158	3	95	7	15	2	1	1	7	0	0	0	8	16	1	0	4
Angels	.258	3	93	16	24	6	1	2	14	2	1	3	10	18	3	1	1
PITCHER	W-L	ERA	G	GS	CG	SHO	SV	IP	H	R	ER	HR	HB	BB	SO	WP	BK
Bard	0-0	0.00	2	0	0	0	0	3.0	0	0	0	0	0	0	4	0	0
Beckett	0-1	5.40	1	1	0	0	0	6.2	5	4	4	0	1	1	3	0	0
Buchholz	0-0	3.60	1	1	0	0	0	5.0	6	2	2	1	1	1	3	0	1
Byrd	0-0	---	0	0	0	0	0	0.0	0	0	0	0	0	0	0	0	0
Lester	0-1	4.50	1	1	0	0	0	6.0	4	3	3	1	0	4	5	0	0
Matsuzaka	0-0	---	0	0	0	0	0	0.0	0	0	0	0	0	0	0	0	0
Okajima	0-0	0.00	1	0	0	0	0	0.1	0	0	0	0	0	0	0	0	0
Papelbon	0-1	13.50	2	0	0	0	0	2.0	4	3	3	0	0	2	1	0	0
Ramirez	0-0	---	1	0	0	0	0	0.0	1	2	2	0	1	1	0	0	0
Saito	0-0	0.00	1	0	0	0	0	1.0	2	0	0	0	0	0	0	0	0
Wagner	0-0	18.00	2	0	0	0	0	1.0	2	2	2	0	0	1	2	0	0
Red Sox	0-3	5.76	3	3	0	0	0	25.0	24	16	16	2	3	10	18	0	1
Angels	3-0	2.33	3	3	0	1	2	27.0	15	7	7	1	0	8	16	1	0

RED SOX IN THE POSTSEASON, CONTINUED

2008 AMERICAN LEAGUE DIVISION SERIES

(Red Sox 3, Angels 1)

GAME 1 at ANAHEIM (Night) Wednesday, October 1

	R	H	E
Boston	0	0	0
Los Angeles	0	0	1

LESTER (W), Masterson (8), Papelbon (9-SV) and Varitek
LACKEY (L), Oliver (7), Shields (8), Arredondo (9) and Napoli
HR—Bay (1)

T—3:14; A—44,996

GAME 3 at BOSTON (Night) Sunday, October 5

	R	H	E
Los Angeles	1	0	2
Boston	0	3	0

Saunders, Arredondo (5), Oliver (7), Shields (7), Rodriguez (10),
WEAVER (11-W) and Napoli
Beckett, Delcarmen (6), Okajima (7), Masterson (8), Papelbon (10),
LOPEZ (12-L) and Varitek, Cash (10), Ross (12)

HR—Napoli 2 (2)

T—5:19; A—39,067

GAME 2 at ANAHEIM (Night) Friday, October 3

	R	H	E
Boston	4	0	0
Los Angeles	1	0	0

Matsuzaka, Okajima (6), Masterson (7), PAPELBON (8-W) and Varitek
Santana, Arredondo (6), Shields (8), RODRIGUEZ (8-L) and
Mathis, Napoli (6)

HR—Bay (2), Drew (1)

T—3:51; A—45,354

GAME 4 at BOSTON (Night) Monday, October 6

	R	H	E
Los Angeles	0	0	0
Boston	0	0	0

Lackey, SHIELDS (8-L) and Napoli
Lester, Okajima (8), Masterson (8), DELCARMEN (9-W) and Varitek
HR—None

T—2:50; A—38,785

2008 ALDS STATISTICS

PLAYER	AVG	G	AB	R	H	2B	3B	HR	RBI	SH	SF	HP	BB	SO	SB	CS	E
Bay	.412	4	17	3	7	2	0	2	5	0	0	0	2	4	0	0	0
Casey	---	0	0	0	0	0	0	0	0	0	0	0	0	0	0	0	0
Cash	---	1	0	0	0	0	0	0	0	0	0	0	0	0	0	0	0
Cora	.250	2	4	1	1	1	0	0	0	0	0	0	1	1	0	0	0
Crisp	.250	2	4	2	1	0	0	0	0	0	0	0	1	0	1	0	0
Drew	.286	4	14	2	4	1	0	1	3	0	0	0	0	4	0	0	0
Ellsbury	.333	4	18	2	6	3	0	0	6	0	0	0	2	2	3	1	0
Kotsay	.300	3	10	1	3	0	0	0	0	0	0	0	0	1	0	0	0
Lowell	.000	2	8	0	0	0	0	0	0	0	0	0	1	3	0	0	0
Lowrie	.364	3	11	2	4	0	0	0	1	0	0	1	1	3	0	0	1
Ortiz	.235	4	17	1	4	1	0	0	1	0	0	0	3	4	0	0	0
Pedroia	.059	4	17	0	1	1	0	0	1	0	0	1	2	2	0	0	0
Ross	---	1	0	0	0	0	0	0	0	0	0	0	0	0	0	0	0
Varitek	.214	4	14	2	3	0	0	0	0	1	0	0	0	1	0	0	0
Velazquez	---	0	0	0	0	0	0	0	0	0	0	0	0	0	0	0	0
Youkilis	.222	4	18	2	4	1	0	0	1	0	0	0	2	3	0	0	0
Red Sox	.250	4	152	18	38	10	0	3	18	1	0	2	15	28	4	1	1
Angels	.273	4	154	13	42	3	1	2	13	2	1	1	15	34	2	1	4
PITCHER	W-L	ERA	G	GS	CG	SHO	SV	IP	H	R	ER	HR	HB	BB	SO	WP	BK
Beckett	0-0	7.20	1	1	0	0	0	5.0	9	4	4	2	0	4	6	0	0
Byrd	0-0	---	0	0	0	0	0	0.0	0	0	0	0	0	0	0	0	0
Delcarmen	1-0	0.00	2	0	0	0	0	2.1	1	0	0	0	1	0	1	0	0
Lester	1-0	0.00	2	2	0	0	0	14.0	10	1	0	0	0	3	11	0	0
Lopez	0-1	9.00	1	0	0	0	0	1.0	3	1	1	0	0	0	1	0	0
Masterson	0-0	2.25	4	0	0	0	0	4.0	6	2	1	0	0	3	3	0	0
Matsuzaka	0-0	5.40	1	1	0	0	0	5.0	8	3	3	0	0	3	5	0	0
Okajima	0-0	6.75	3	0	0	0	0	2.2	3	2	2	0	0	1	0	0	0
Papelbon	1-0	0.00	3	0	0	0	1	5.0	2	0	0	0	0	1	7	0	0
Wakefield	0-0	---	0	0	0	0	0	0.0	0	0	0	0	0	0	0	0	0
Red Sox	3-1	2.54	4	4	0	0	1	39.0	42	13	11	2	1	15	34	0	0
Angels	1-3	4.19	4	4	0	0	0	38.2	38	18	18	3	2	15	28	0	0

RED SOX IN THE POSTSEASON, CONTINUED

2008 AMERICAN LEAGUE CHAMPIONSHIP SERIES

(Rays 4, Red Sox 3)

GAME 1 at TAMPA BAY (Night) Friday, October 10

	R	H	E
Boston	0	0	0
Tampa Bay	0	0	0

MATSUZAKA (W), Okajima (8), Masterson (8), Papelbon (9-SV) and Varitek
SHIELDS (L), Howell (8), Balfour (8), Price (9) and Navarro
HR—None
T—3:25; A—35,001

GAME 3 at BOSTON (Day) Monday, October 13

	R	H	E
Tampa Bay	0	1	4
Boston	0	0	0

GARZA (W), Howell (7), Jackson (9) and Navarro
LESTER (L), Byrd (6) and Varitek
HR—Upton (2), Longoria (2), Baldelli (1), Pena (1)
T—3:23; A—38,031

GAME 5 at BOSTON (Night) Thursday, October 16

	R	H	E
Tampa Bay	2	0	3
Boston	0	0	0

Kazmir, Balfour (7), Wheeler (7), HOWELL (9-L) and Navarro
Matsuzaka, Okajima (5), Delcarmen (7), Papelbon (7),
MASTERSON (9-W) and Varitek, Cash (9)
HR—Upton (3), Pena (3), Longoria (4), Ortiz (1), Drew (1)
T—4:08; A—38,437

GAME 7 at TAMPA BAY (Night) Sunday, October 19

	R	H	E
Boston	1	0	0
Tampa Bay	0	0	0

LESTER (L), Okajima (8) and Varitek
GARZA (W), Wheeler (8), Howell (8), Bradford (8), Price (8-SV)
and Navarro
HR—Pedroia (3), Aybar (2)
T—3:31; A—40,473

GAME 2 at TAMPA BAY (Night) Saturday, October 11

	R	H	E
Boston	2	0	1
Tampa Bay	2	0	2

Beckett, Lopez (5), Delcarmen (5), Okajima (7), Masterson (9),
Papelbon (9), TIMLIN (11-L) and Varitek, Cash (9)
Kazmir, Balfour (5), Howell (5), Bradford (6), Miller (8), Wheeler
(8), PRICE (11-W) and Navarro
HR—Longoria (1), Pedroia 2 (2), Upton (1), Floyd (1), Youkilis
(1), Bay (1)
T—5:27; A—34,904

GAME 4 at BOSTON (Night) Tuesday, October 14

	R	H	E
Tampa Bay	3	0	2
Boston	0	0	1

SONNANSTINE (W), Miller (8), Jackson (8) and Navarro
WAKEFIELD (L), Masterson (3), Delcarmen (6), Lopez (6), Timlin
(8) and Cash
HR—Pena (2), Longoria (3), Aybar (1), Cash (1)
T—3:07; A—38,133

GAME 6 at TAMPA BAY (Night) Saturday, October 18

	R	H	E
Boston	0	1	1
Tampa Bay	1	0	0

BECKETT (W), Okajima (6), Masterson (8), Papelbon (9-SV) and
Varitek
SHIELDS (L), Howell (6), Balfour (7), Bradford (8), Miller (9) and Navarro
HR—Upton (4), Youkilis (2), Bartlett (1), Varitek (1)
T—3:48; A—40,947

2008 ALCS STATISTICS

PLAYER	AVG	G	AB	R	H	2B	3B	HR	RBI	SH	SF	HP	BB	SO	SB	CS	E
Bay	.292	7	24	3	7	1	0	1	4	0	0	1	7	8	0	0	0
Casey	.000	2	2	0	0	0	0	0	0	0	0	0	0	2	0	0	0
Cash	.333	3	3	1	1	0	0	1	1	0	0	0	0	1	0	0	0
Cora	.143	2	7	0	1	0	0	0	0	0	0	0	0	1	0	0	0
Crisp	.450	5	20	2	9	2	0	0	1	0	0	0	4	3	0	0	0
Drew	.250	7	24	1	6	1	0	1	3	0	0	1	4	6	0	0	0
Ellsbury	.000	4	14	0	0	0	0	0	1	0	1	0	1	3	0	0	0
Kotsay	.233	7	30	1	7	3	0	0	0	0	0	0	0	4	0	0	0
Lowrie	.111	6	18	2	2	1	0	0	1	0	1	0	4	4	0	0	0
Ortiz	.154	7	26	3	4	1	1	1	4	0	0	0	6	9	0	0	0
Pedroia	.346	7	26	9	9	1	0	3	5	0	0	1	5	3	2	1	0
Ross	---	0	0	0	0	0	0	0	0	0	0	0	0	0	0	0	0
Varitek	.050	6	20	2	1	0	0	1	1	0	0	1	2	8	0	0	0
Youkilis	.333	7	30	4	10	3	0	2	6	0	0	0	2	4	0	0	0
Red Sox	.234	7	244	28	57	13	1	10	27	0	2	4	35	56	2	1	0
Rays	.252	7	242	43	61	10	2	16	43	0	1	2	25	57	10	1	6

RED SOX IN THE POSTSEASON, CONTINUED

2008 ALCS STATISTICS (CONT.)

PITCHER	W-L	ERA	G	GS	CG	SHO	SV	IP	H	R	ER	HR	HB	BB	SO	WP	BK
Beckett	1-0	9.64	2	2	0	0	0	9.1	13	10	10	5	1	2	8	0	0
Byrd	0-0	10.80	1	0	0	0	0	3.1	5	4	4	2	0	0	2	0	0
Delcarmen	0-0	31.50	3	0	0	0	0	2.0	3	7	7	0	0	5	2	0	0
Lester	0-2	4.97	2	2	0	0	0	12.2	14	8	7	3	0	2	15	0	0
Lopez	0-0	0.00	2	0	0	0	0	1.2	3	0	0	0	0	0	0	0	0
Masterson	1-0	1.59	5	0	0	0	0	5.2	4	1	1	0	1	2	6	0	0
Matsuzaka	1-0	4.09	2	2	0	0	0	11.0	9	5	5	3	0	6	11	1	0
Okajima	0-0	0.00	5	0	0	0	0	7.1	1	0	0	0	0	1	5	0	0
Papelbon	0-0	0.00	4	0	0	0	2	5.1	1	0	0	0	0	1	6	0	0
Timlin	0-1	10.13	2	0	0	0	0	2.2	2	3	3	0	0	4	0	0	0
Wakefield	0-1	16.88	1	1	0	0	0	2.2	6	5	5	3	0	2	2	0	0
Red Sox	3-4	5.94	7	7	0	1	2	63.2	61	43	42	16	2	25	57	1	0
Rays	4-3	3.62	7	7	0	0	1	64.2	57	28	26	10	4	35	56	2	0

2007 AMERICAN LEAGUE DIVISION SERIES

(Red Sox 3, Angels 0)

GAME 1 at BOSTON (Night) Wednesday, October 3

								R	H	E
Los Angeles	0	0	0	0	0	0	0	0	4	0
Boston	1	0	3	0	0	0	0	4	9	0

LACKEY (L), Santana (7) and Napoli, Mathis (8)
BECKETT (W) and Varitek
HR—Youkilis (1), Ortiz (1)
T—2:27; A—37,597

GAME 2 at BOSTON (Night) Friday, October 5

									R	H	E
Los Angeles	0	3	0	0	0	0	0	0	3	7	0
Boston	2	0	0	0	1	0	0	0	3	6	1

Escobar, Shields (6), SPEIER (8-L), Rodriguez (9) and Mathis, Napoli (8)
Matsuzaka, Lopez (5), Delcarmen (6), Okajima (7), PAPELBON (8-W)
and Varitek
HR—Ramirez (1)
T—4:05; A—37,706

GAME 3 at ANAHEIM (Day) Sunday, October 7

								R	H	E
Boston	0	0	0	2	0	0	0	7	10	0
Los Angeles	0	0	0	0	0	0	0	1	8	0

SCHILLING (W), Okajima (8), Gagne (9) and Varitek
WEAVER (L), Shields (6), Speier (8), Oliver (8), Moseley (9) and Napoli
HR—Ortiz (2), Ramirez (2)
T—3:29; A—45,262

2007 ALDS STATISTICS

Batter	AVG	G	AB	R	H	2B	3B	HR	RBI	GW	SH	SF	HB	BB	SO	SB	CS	E
Cash	.000	0	0	0	0	0	0	0	0	0	0	0	0	0	0	0	0	0
Cora	.000	0	0	0	0	0	0	0	0	0	0	0	0	0	0	0	0	0
Crisp	.200	3	10	0	2	0	0	0	2	0	0	0	0	1	3	1	0	0
Drew	.182	3	11	1	2	0	0	0	3	0	0	0	0	0	1	0	0	0
Ellsbury	.000	2	1	1	0	0	0	0	0	0	0	0	0	0	0	0	0	0
Hinske	.000	1	1	0	0	0	0	0	0	0	0	0	0	0	1	0	0	0
Kielty	.000	0	0	0	0	0	0	0	0	0	0	0	0	0	0	0	0	0
Lowell	.333	3	9	1	3	2	0	0	3	0	0	1	0	1	0	0	0	1
Lugo	.300	3	10	2	3	0	0	0	0	0	0	0	0	1	4	1	1	0
Mirabelli	.000	0	0	0	0	0	0	0	0	0	0	0	0	0	0	0	0	0
Ortiz	.714	3	7	5	5	0	0	2	3	1	0	0	0	6	1	0	0	0
Pedroia	.154	3	13	2	2	2	0	0	1	0	0	0	0	1	2	0	0	0
Ramirez	.375	3	8	3	3	0	0	2	4	1	0	0	0	5	2	0	0	0
Varitek	.182	3	11	1	2	1	0	0	1	0	0	0	0	0	4	0	0	0
Youkilis	.250	3	12	3	3	1	0	1	2	1	0	1	0	1	4	0	0	0
Red Sox	.269	3	93	19	25	6	0	5	19	3	0	2	0	16	22	2	1	1
Angels	.192	3	99	4	19	6	0	0	4	0	0	1	1	7	20	5	0	0

Pitcher	W	L	ERA	G	GS	CG	SHO	SV	IP	H	R	ER	HR	HB	BB	SO	WP
Beckett	1	0	0.00	1	1	1	1	1	9.0	4	0	0	0	0	0	8	1
Delcarmen	0	0	0.00	1	0	0	0	0	1.1	0	0	0	0	0	1	0	0
Gagne	0	0	9.00	1	0	0	0	0	1.0	1	1	1	0	0	0	1	1
Lester	0	0	---	0	0	0	0	0	0.0	0	0	0	0	0	0	0	0
Lopez	0	0	0.00	1	0	0	0	0	0.1	0	0	0	0	0	0	0	0
Matsuzaka	0	0	5.79	1	1	0	0	0	4.2	7	3	3	0	0	3	3	1
Okajima	0	0	0.00	2	0	0	0	0	2.1	1	0	0	0	0	1	2	0
Papelbon	1	0	0.00	1	0	0	0	0	1.1	0	0	0	0	0	2	1	0
Schilling	1	0	0.00	1	1	0	0	0	7.0	6	0	0	0	0	1	4	0
Timlin	0	0	---	0	0	0	0	0	0.0	0	0	0	0	0	0	0	0
Red Sox	3	0	1.33	3	3	1	1	0	27.0	19	4	4	0	1	7	20	3
Angels	0	3	6.66	3	3	0	0	0	25.2	25	19	19	5	0	16	22	1

RED SOX IN THE POSTSEASON, CONTINUED

2007 AMERICAN LEAGUE CHAMPIONSHIP SERIES

(Red Sox 4, Indians 3)

GAME 1 at BOSTON (Night) Friday, October 12

	R	H	E
Cleveland	1	0	0
Boston	1	0	4

SABATHIA (L), Lewis (5), Fultz (6), Mastny (6), Borowski (8) and Martinez
BECKETT (W), Timlin (7), Lopez (8), Gagne (9) and Varitek
HR—Hafner (1)
T—3:35; A—36,986

GAME 3 at CLEVELAND (Night) Monday, October 15

	R	H	E
Boston	0	0	0
Cleveland	0	2	0

MATSUZAKA (L), Timlin (5), Okajima (7), Delcarmen (8) and Varitek
WESTBROOK (W), Lewis (7), Betancourt (8), Borowski (9-SV) and
Martinez
HR—Lofton (1), Varitek (1)
T—3:28; A—44,402

GAME 5 at CLEVELAND (Night) Thursday, October 18

	R	H	E
Boston	1	0	1
Cleveland	1	0	0

BECKETT (W), Papelbon (9) and Varitek
SABATHIA (L), Betancourt (7), Perez (8), Mastny (8) and Martinez
HR—Youkilis (2)
T—3:46; A—44,588

GAME 7 at BOSTON (Night) Sunday, October 21

	R	H	E
Cleveland	0	0	0
Boston	1	1	1

WESTBROOK (L), Betancourt (7), Lewis (8) and Martinez
MATSUZAKA (W), Okajima (6), Papelbon (8) and Varitek
HR—Pedroia (1), Youkilis (3)
T—3:33; A—37,165

GAME 2 at BOSTON (Night) Saturday, October 13

	R	H	E
Cleveland	1	0	0
Boston	0	0	3

Carmona, Perez (5), Lewis (5), Betancourt (7), MASTNY (10-W),
Borowski (11) and Martinez
Schilling, Delcarmen (5), Okajima (6), Timlin (8), Papelbon (9),
GAGNE (11-L), Lopez, Lester and Varitek
HR—Peralta (1), Sizemore (1), Ramirez (1), Lowell (1), Gutierrez (1)
T—5:14; A—37,051

GAME 4 at CLEVELAND (Night) Tuesday, October 16

	R	H	E
Boston	0	0	0
Cleveland	0	0	0

WAKEFIELD (L), Delcarmen (5), Lester (6) and Mirabelli, Varitek (6)
BYRD (W), Lewis (6), Betancourt (8) and Shoppach
HR—Blake (1), Peralta (2), Youkilis (1), Ortiz (1), Ramirez (2)
T—3:12; A—44,008

GAME 6 at BOSTON (Night) Saturday, October 20

	R	H	E
Cleveland	0	1	0
Boston	4	0	6

CARMONA (L), Perez (3), Laffey (3), Borowski (8) and Martinez
SCHILLING (W), Lopez (8), Gagne (9) and Varitek
HR—Drew (1)
T—3:09; A—37,163

2007 ALCS STATISTICS

PLAYER	AVG	G	AB	R	H	2B	3B	HR	RBI	SH	SF	HP	BB	SO	SB	CS	E
Cash	---	0	0	0	0	0	0	0	0	0	0	0	0	0	0	0	0
Cora	---	2	0	0	0	0	0	0	0	0	0	0	0	0	0	0	0
Crisp	.143	7	21	2	3	1	0	0	0	0	0	0	6	1	0	0	0
Drew	.360	7	25	5	9	1	0	1	6	0	0	0	1	0	0	0	0
Ellsbury	.250	5	8	3	2	0	0	0	1	0	0	0	1	1	1	0	0
Hinske	---	1	0	1	0	0	0	0	0	0	0	0	0	0	0	0	0
Kielty	.400	2	5	1	2	0	0	0	2	0	0	0	1	2	0	0	0
Lowell	.333	7	27	3	9	2	0	1	8	0	2	1	2	3	0	0	0
Lugo	.200	7	25	3	5	2	0	0	2	1	0	0	1	5	0	0	1
Mirabelli	.000	1	2	0	0	0	0	0	0	0	0	0	0	1	0	0	0
Ortiz	.292	7	24	7	7	3	0	1	3	0	2	1	6	5	0	0	0
Pedroia	.345	7	29	8	10	3	0	1	5	1	0	0	3	5	0	0	0
Ramirez	.409	7	22	5	9	1	0	2	10	0	1	0	9	5	0	0	0
Varitek	.269	7	26	3	7	3	0	1	4	0	0	1	2	5	0	0	0
Youkilis	.500	7	28	10	14	1	1	3	7	0	0	0	5	3	0	0	1
Red Sox	.318	7	242	51	77	17	1	10	48	2	5	3	31	43	2	14	3
Indians	.254	7	244	32	62	12	1	8	30	1	3	2	16	63	3	0	4
PITCHER	W-L	ERA	G	GS	CG	SHO	SV	IP	H	R	ER	HR	HB	BB	SO	WP	BK
Beckett	2-0	1.93	2	2	0	0	0	14.0	9	3	3	1	1	1	18	1	0
Delcarmen	0-0	16.20	3	0	0	0	0	1.2	4	3	3	1	0	2	3	0	0
Gagne	0-1	7.71	3	0	0	0	0	2.1	3	2	2	0	0	2	4	0	0
Lester	0-0	4.91	2	0	0	0	0	3.2	3	2	2	1	0	1	5	0	0
Lopez	0-0	18.00	3	0	0	0	0	2.0	3	4	4	0	0	2	0	1	0
Matsuzaka	1-1	5.59	2	2	0	0	0	9.2	12	6	6	1	0	2	9	2	0
Okajima	0-0	0.00	3	0	0	0	0	5.0	4	0	0	0	0	2	3	0	0
Papelbon	0-0	0.00	3	0	0	0	1	5.0	3	0	0	0	0	2	3	0	0
Schilling	1-0	5.40	2	2	0	0	0	11.2	15	7	7	3	0	0	8	0	0
Timlin	0-0	0.00	3	0	0	0	0	3.1	1	0	0	0	0	0	3	0	0
Wakefield	0-1	9.64	1	1	0	0	0	4.2	5	5	5	1	1	2	7	0	0
Red Sox	4-3	4.57	7	7	0	0	1	63.0	62	32	32	8	2	16	63	4	0
Indians	3-4	6.82	7	7	0	0	1	62.0	77	51	47	10	3	31	43	1	0

RED SOX IN THE POSTSEASON, CONTINUED

2007 WORLD SERIES

(Red Sox 4, Rockies 0)

GAME 1 at BOSTON (Night) Wednesday, October 24

	R	H	E
Colorado	0	1	0
Boston	3	1	0

FRANCIS (L), Morales (5), Speier (5), Herges (5), Affeldt (7),
Hawkins (8) and Torrealba
BECKETT (W), Timlin (8), Gagne (9) and Varitek
HR—Pedroia (1)
T—3:30; A—36,733

GAME 3 at COLORADO (Night) Saturday, October 27

	R	H	E
Boston	0	0	6
Colorado	0	0	0

MATSUZAKA (W), Lopez (6), Timlin (6), Okajima (7), Delcarmen (8),
Papelbon (8-SV) and Varitek
FOGG (L), Morales (3), Affeldt (6), Herges (7), Fuentes (8),
Hawkins (9) and Torrealba
HR—Holliday (1)
T—4:19; A—49,983

GAME 2 at BOSTON (Night) Thursday, October 25

	R	H	E
Colorado	1	0	0
Boston	0	0	0

JIMENEZ (L), Affeldt (5), Herges (5), Fuentes (6), Corpas (8) and
Torrealba
SCHILLING (W), Okajima (6), Papelbon (8-SV) and Varitek
HR—None
T—3:39; A—36,730

GAME 4 at COLORADO (Night) Sunday, October 28

	R	H	E
Boston	1	0	0
Colorado	0	0	0

LESTER (W), Delcarmen (6), Timlin (7), Okajima (8), Papelbon (8-SV)
and Varitek
COOK (L), Affeldt (7), Fuentes (8), Corpas (8) and Torrealba
HR—Lowell (1), Kielty (1), Hawpe (1), Atkins (1)
T—3:35; A—50,041

2007 WORLD SERIES STATISTICS

PLAYER	AVG	G	AB	R	H	2B	3B	HR	RBI	SH	SF	HP	BB	SO	SB	CS	E
Cash	.000	0	0	0	0	0	0	0	0	0	0	0	0	0	0	0	0
Cora	.000	2	0	0	0	0	0	0	0	0	1	0	0	0	0	0	0
Crisp	.500	3	2	1	1	0	0	0	0	0	0	0	0	0	0	0	0
Drew	.333	4	15	1	5	2	0	0	2	0	0	1	1	3	0	0	1
Ellsbury	.438	4	16	4	7	4	0	3	0	0	0	0	2	2	1	0	0
Hinske	.000	1	1	0	0	0	0	0	0	0	0	0	0	1	0	0	0
Kielty	1.000	1	1	1	1	0	0	1	1	0	0	0	0	0	0	0	0
Lowell	.400	4	15	6	6	3	0	1	4	0	0	0	3	1	1	0	1
Lugo	.385	4	13	2	5	1	0	0	1	1	0	0	3	0	0	0	0
Mirabelli	.000	0	0	0	0	0	0	0	0	0	0	0	0	0	0	0	0
Ortiz	.333	4	15	4	5	3	0	4	0	0	0	0	2	3	0	0	0
Pedroia	.278	4	18	2	5	1	0	1	4	0	0	0	2	0	0	0	0
Ramirez	.250	4	16	3	4	1	0	0	2	0	0	0	2	2	0	0	0
Varitek	.333	4	15	2	5	1	0	0	5	0	2	0	1	5	0	0	0
Youkilis	.222	4	9	3	2	2	0	0	1	0	0	0	3	1	0	0	0
Lester	.000	1	2	0	0	0	0	0	0	0	0	0	0	1	0	0	0
Matsuzaka	.333	1	3	0	1	0	0	0	20	0	0	0	0	1	0	0	0
Red Sox	.333	4	141	29	47	18	0	3	29	2	2	1	19	20	2	0	2
Rockies	.218	4	133	10	29	6	1	3	10	1	0	2	10	36	1	0	0
PITCHER	W-L	ERA	G	GS	CG	SHO	SV	IP	H	R	ER	HR	HB	BB	SO	WP	BK
Beckett	1-0	1.29	1	1	0	0	0	7.0	6	1	1	0	0	1	9	0	0
Delcarmen	0-0	6.75	2	0	0	0	0	1.1	3	1	1	1	0	1	1	0	0
Gagne	0-0	0.00	1	0	0	0	0	1.0	0	0	0	0	0	0	1	0	0
Lester	1-0	0.00	1	1	0	0	0	5.2	3	0	0	0	0	3	3	0	0
Lopez	0-0	---	1	0	0	0	0	0.0	2	0	0	0	0	0	0	0	0
Matsuzaka	1-0	3.38	1	1	0	0	0	5.1	3	2	2	0	1	3	5	0	0
Okajima	0-0	7.36	3	0	0	0	0	3.2	4	3	3	2	0	0	6	0	0
Papelbon	0-0	0.00	3	0	0	0	3	4.1	2	0	0	0	0	0	3	0	0
Schilling	1-0	1.69	1	1	0	0	0	5.1	4	1	1	0	1	2	4	0	0
Snyder	0-0	---	0	0	0	0	0	0.0	0	0	0	0	0	0	0	0	0
Timlin	0-0	7.71	3	0	0	0	0	2.1	2	2	2	0	0	0	4	0	0
Red Sox	4-0	2.50	4	4	0	0	3	36.0	29	10	10	3	2	10	36	0	0
Rockies	0-4	7.68	4	4	0	0	0	34.0	47	29	29	3	1	19	20	0	1

RED SOX IN THE POSTSEASON, CONTINUED

2005 AMERICAN LEAGUE DIVISION SERIES

(White Sox 3, Red Sox 0)

GAME 1 at CHICAGO (Day) Tuesday, October 4

	R H E								
Boston	0	0	0	2	0	0	0	0	2
Chicago	5	0	1	2	0	4	0	2	14

CLEMENT (L), Bradford (4), Gonzalez (5), Arroyo (8) and Varitek
 CONTRERAS (W), Cotts (8), Politte (9) and Pierzynski
 HR—Pierzynski 2 (2), Konerko (1), Uribe (1), Podsednik (1)
 T—2:56; A—40,717

GAME 3 at BOSTON (Day) Friday, October 7

	R H E								
Chicago	0	0	2	0	0	2	0	0	5
Boston	0	0	0	2	0	1	0	0	3

GARCIA (W), Marte (6), Hernandez (6), Jenks (9-SV), Foulke (8),
 WAKEFIELD (L), Bradford (6), Myers (6), Papelbon (6), Timin (9)
 and Mirabelli, Varitek (7)
 HR—Ortiz (1), Ramirez 2 (2), Konerko (2)
 T—3:28; A—35,496

GAME 2 at CHICAGO (Night) Wednesday, October 5

	R H E								
Boston	2	0	2	0	0	0	0	0	4
Chicago	0	0	0	0	5	0	0	0	5

WELLS (L), Papelbon (7) and Varitek
 BUEHRLE (W), Jenks (8-SV) and Pierzynski
 HR—Iguchi (1)
 T—2:29; A—40,799

2005 ALDS STATISTICS

Batter	AVG	G	AB	R	H	2B	3B	HR	RBI	GW	SH	SF	HB	BB	SO	SB	CS	E
Damon	.231	3	13	2	3	1	0	0	0	0	0	0	0	1	4	0	0	0
Graffanino	.250	3	12	0	3	2	0	0	0	0	0	0	0	0	0	0	0	1
Millar	.333	2	3	0	1	1	0	0	0	0	0	0	0	0	1	0	0	0
Mirabelli	.000	1	2	0	0	0	0	0	0	0	0	0	0	0	0	0	0	0
Mueller	.000	3	11	0	0	0	0	0	0	0	0	0	0	1	2	0	0	0
Nixon	.273	3	11	1	3	0	0	0	1	0	0	0	0	1	1	0	0	0
Olerud	.286	3	7	0	2	1	0	0	0	0	0	0	0	2	0	0	0	0
Ortiz	.333	3	12	2	4	2	0	1	1	0	0	0	0	0	3	0	0	0
Ramirez	.300	3	10	2	3	0	0	2	4	0	0	0	0	2	0	0	0	0
Renteria	.231	3	13	1	3	2	0	0	0	0	0	0	0	1	1	0	0	0
Varitek	.300	3	10	1	3	0	0	0	1	0	0	0	0	0	2	0	0	0
Red Sox	.240	3	104	9	25	9	0	3	8	0	0	0	0	8	14	0	0	2
White Sox	.289	3	97	24	28	6	0	7	24	3	3	0	5	5	11	3	2	1

Pitcher	W	L	ERA	G	GS	CG	SHO	SV	IP	H	R	ER	HR	HB	BB	SO	WP
Arroyo	0	0	18.00	1	0	0	0	0	1.0	2	2	2	1	0	2	1	0
Bradford	0	0	0.00	2	0	0	0	0	1.1	1	0	0	0	0	0	1	0
Clement	0	1	21.60	1	1	0	0	0	3.1	7	8	8	3	2	0	0	0
Gonzalez	0	0	15.43	1	0	0	0	0	2.1	2	4	4	1	1	1	0	0
Myers	0	0	----	1	0	0	0	0	0.0	0	0	0	0	0	1	0	0
Papelbon	0	0	0.00	2	0	0	0	0	4.0	2	0	0	0	0	0	2	0
Timlin	0	0	9.00	1	0	0	0	0	1.0	1	1	1	0	0	0	1	0
Wakefield	0	1	6.75	1	1	0	0	0	5.1	6	4	4	1	2	1	1	0
Wells	0	1	2.70	1	1	0	0	0	6.2	7	5	2	1	0	0	2	0
Red Sox	0	3	7.56	3	3	0	0	0	25.0	28	24	21	7	5	5	11	0
White Sox	3	0	3.00	3	3	0	0	0	27.0	25	9	9	3	0	8	14	1

RED SOX IN THE POSTSEASON, CONTINUED

2004 AMERICAN LEAGUE DIVISION SERIES

(Red Sox 3, Angels 0)

GAME 1 at ANAHEIM (Day) Tuesday, October 5

							R	H	E
Boston	1	0	0	7	0	0	0	1	0
Anaheim	0	0	0	1	0	0	2	0	0
							3	9	1

SCHILLING (W), Embree (7), Timlin (8) and Varitek
WASHBURN (L), Shields (4), Gregg (6), Ortiz (8) and B. Molina
HR—Millar (1), Ramirez (1), Glaus (1)
T—3:04; A—44,608

GAME 2 at ANAHEIM (Night) Wednesday, October 6

							R	H	E
Boston	0	1	0	0	0	2	1	0	4
Anaheim	0	1	0	0	2	0	0	0	x
							3	7	0

MARTINEZ (W), Timlin (8), Myers (8), Foulke (8-SV) and Varitek
Colon, RODRIGUEZ (7-L), Donnelly (9) and J. Molina, B. Molina (8)
HR—Varitek (1)
T—3:48; A—45,118

GAME 3 at BOSTON (Day) Friday, October 8

							R	H	E
Anaheim	0	0	0	1	0	0	5	0	0
Boston	0	0	2	3	1	0	0	0	0
							6	8	2

Escobar, Shields (4), Donnelly (5), RODRIGUEZ (8-L), Washburn (10)
and B. Molina, J. Molina (7)
Arroyo, Myers (7), Timlin (7), Embree (7), Foulke (8), LOWE (10-W)
and Varitek
HR—Glaus (2), Guerrero (1), Ortiz (1)
T—4:11; A—35,547

2004 ALDS STATISTICS

Batter	AVG	G	AB	R	H	2B	3B	HR	RBI	GW	SH	SF	HB	BB	SO	SB	CS	E
Bellhorn	.091	3	11	2	1	0	0	0	0	0	0	0	0	5	4	0	0	0
Cabrera	.154	3	13	1	2	1	0	0	3	0	0	0	0	2	2	0	0	0
Damon	.467	3	15	4	7	1	0	0	0	0	0	0	0	1	2	3	0	0
Kapler	.200	2	5	2	1	0	0	0	0	0	0	0	0	0	0	0	0	0
Mientkiewicz	.500	3	4	0	2	0	0	0	1	0	0	0	0	0	0	0	0	0
Millar	.300	3	10	2	3	0	0	1	4	0	0	0	0	1	1	0	0	0
Mirabelli	---	0	0	0	0	0	0	0	0	0	0	0	0	0	0	0	0	0
Mueller	.333	3	12	3	4	0	0	0	0	0	0	0	0	1	1	0	0	0
Nixon	.250	2	8	0	2	0	0	0	2	0	0	0	0	2	1	0	0	0
Ortiz	.545	3	11	4	6	2	0	1	4	1	0	0	0	5	2	0	0	0
Ramirez	.385	3	13	3	5	2	0	1	7	2	0	2	0	1	4	0	0	0
Reese	.000	3	0	1	0	0	0	0	0	0	0	0	0	0	0	0	0	0
Roberts	.000	1	0	0	0	0	0	0	0	0	0	0	0	0	0	0	0	0
Varitek	.167	3	12	3	2	0	0	1	2	0	0	0	1	2	5	0	0	0
Youkilis	.000	1	2	0	0	0	0	0	0	0	0	0	0	0	1	0	0	0
Red Sox	.302	3	116	25	35	6	0	4	23	3	0	2	1	20	23	3	0	1
Angels	.226	3	106	12	24	3	0	4	12	0	1	0	2	11	28	1	1	3
Pitcher	W	L	ERA	G	GS	CG	SHO	SV	IP	H	R	ER	HR	HB	BB	SO	WP	
Arroyo	0	0	3.00	1	1	0	0	0	6.0	3	2	2	1	1	2	7	0	
Embree	0	0	0.00	2	0	0	0	0	1.0	0	0	0	0	0	0	1	0	
Foulke	0	0	0.00	2	0	0	0	1	3.0	2	0	0	0	0	1	5	0	
Leskanic	0	0	---	0	0	0	0	0	0.0	0	0	0	0	0	0	0	0	
Lowe	1	0	0.00	1	0	0	0	0	1.0	1	0	0	0	0	1	0	0	
Martinez	1	0	3.86	1	1	0	0	0	7.0	6	3	3	0	1	2	6	0	
Myers	0	0	27.00	2	0	0	0	0	0.1	0	1	1	0	0	1	1	0	
Schilling	1	0	2.70	1	1	0	0	0	6.2	9	3	2	2	0	2	4	0	
Timlin	0	0	9.00	3	0	0	0	0	3.0	3	3	3	1	0	1	5	0	
Wakefield	0	0	---	0	0	0	0	0	0.0	0	0	0	0	0	0	0	0	
Red Sox	3	0	3.54	3	3	0	0	1	28.0	24	12	11	4	2	11	28	0	
Angels	0	3	5.86	3	3	0	0	0	27.2	35	25	18	4	1	20	23	4	

RED SOX IN THE POSTSEASON, CONTINUED

2004 AMERICAN LEAGUE CHAMPIONSHIP SERIES

(Red Sox 4, Yankees 3)

GAME 1 at NEW YORK (Night) Tuesday, October 12

	R	H	E
Boston	0	0	0
New York	2	0	4

SCHILLING (L), Leskanic (4), Mendoza (5), Wakefield (6), Embree (7), Timlin (8), Foulke (8) and Varitek
MUSSINA (W), Sturtz (7), Gordon (8), Rivera (8-SV) and Posada
HR—Lofton (1), Varitek (1)
T—3:20; A—56,135

GAME 3 at BOSTON (Night) Saturday, October 16

	R	H	E
New York	3	0	3
Boston	0	4	2

Brown, VAZQUEZ (3-W), Quantrill (7), Gordon (9) and Posada
Arroyo, MENDOZA (3-L), Leskanic (4), Wakefield (4), Embree (7), Myers (8) and Varitek, Mirabelli (8)
HR—Matsui 2 (2), Nixon (1), Rodriguez (1), Sheffield (1), Varitek (2)
T—4:20; A—35,126

GAME 5 at BOSTON (Night) Monday, October 18

	R	H	E
New York	0	1	0
Boston	2	0	0

Mussina, Sturtz (7), Gordon (7), Rivera (8), Heredia (10), Quantrill (10), LOAIZA (11-L) and Posada
Martinez, Timlin (7), Foulke (8), Arroyo (10), Myers (11), Embree (11), WAKEFIELD (12-W) and Varitek
HR—Williams (1), Ortiz (2)
T—5:49; A—35,120

GAME 7 at NEW YORK (Night) Wednesday, October 20

	R	H	E
Boston	2	4	0
New York	0	0	1

LOWE (W), Martinez (7), Timlin (8), Embree (9) and Varitek
BROWN (L), Vazquez (2), Loaiza (4), Heredia (7), Gordon (8), Rivera (9) and Posada
HR—Ortiz (3), Damon 2 (2), Bellhorn (2)
T—3:31; A—56,129

GAME 2 at NEW YORK (Night) Wednesday, October 13

	R	H	E
Boston	0	0	0
New York	1	0	0

MARTINEZ (L), Timlin (7), Embree (7), Foulke (8) and Varitek
LIEBER (W), Gordon (8), Rivera (8-SV) and Posada
HR—Olerud (1)
T—3:15; A—56,136

GAME 4 at BOSTON (Night) Sunday, October 17

	R	H	E
New York	0	0	2
Boston	0	0	0

Hernandez, Sturtz (6), Rivera (8), Gordon (10), QUANTRILL (12-L) and Posada
Lowe, Timlin (6), Foulke (7), Embree (10), Myers (11), LESKANIC (11-W) and Varitek
HR—Rodriguez (2), Ortiz (1)
T—5:02; A—34,826

GAME 6 at NEW YORK (Night) Tuesday, October 19

	R	H	E
Boston	0	0	0
New York	0	0	0

SCHILLING (W), Arroyo (8), Foulke (9-SV) and Varitek
LIEBER (L), Heredia (8), Quantrill (8), Sturtz (9) and Posada
HR—Bellhorn (1), Williams (2)
T—3:50; A—56,128

WHO SAID IT CAN'T BE DONE?

The 2004 Red Sox became the 1st team in baseball history and just the 3rd team in the history of Major League Baseball, the NBA and the NHL, to overcome a 3-0 deficit to win a best-of-7 postseason series when they beat the Yankees in a 7-game ALCS... Both previous instances had come in hockey... Toronto rallied past Detroit in the 1942 Stanley Cup Finals, and the Islanders turned the trick against Pittsburgh in the 2nd round of the 1975 playoffs.

RED SOX IN THE POSTSEASON, CONTINUED

2004 ALCS STATISTICS

Batter	AVG	G	AB	R	H	2B	3B	HR	RBI	GW	SH	SF	HB	BB	SO	SB	CS	E	
Bellhorn	.192	7	26	3	5	2	0	2	4	1	0	0	0	5	11	0	0	0	
Cabrera	.379	7	29	5	11	2	0	0	5	0	0	1	0	3	5	1	0	0	
Damon	.171	7	35	5	6	0	0	2	7	1	0	0	0	2	8	2	1	0	
Kapler	.333	2	3	0	1	0	0	0	0	0	0	0	0	0	0	0	0	0	
Mientkiewicz	.500	4	4	0	2	1	0	0	0	0	1	0	0	0	1	0	0	0	
Millar	.250	7	24	4	6	3	0	0	2	0	0	0	0	5	4	0	0	0	
Mirabelli	.000	1	1	0	0	0	0	0	0	0	0	0	0	0	0	0	0	0	
Mueller	.267	7	30	4	8	1	0	0	1	0	0	0	1	2	1	0	0	0	
Nixon	.207	7	29	4	6	1	0	1	3	0	0	0	0	0	5	0	0	0	
Ortiz	.387	7	31	6	12	0	1	3	11	2	0	0	0	4	7	0	1	0	
Ramirez	.300	7	30	3	9	1	0	0	0	0	0	0	0	5	4	0	0	1	
Reese	.000	3	1	0	0	0	0	0	0	0	0	0	0	0	1	0	0	0	
Roberts	.000	2	0	2	0	0	0	0	0	0	0	0	0	0	0	1	0	0	
Varitek	.321	7	28	5	9	1	0	2	7	0	0	1	0	2	6	0	0	0	
Red Sox	.277	7	271	41	75	12	1	10	40	4	1	2	1	28	53	4	2	1	
Yankees	.282	7	277	45	78	21	2	9	44	3	3	1	7	33	51	3	0	4	
Pitcher			W	L	ERA	G	GS	CG	SHO	SV	IP	H	R	ER	HR	HB	BB	SO	WP
Arroyo			0	0	15.75	3	1	0	0	0	4.0	8	7	7	2	0	2	3	0
Embree			0	0	3.86	6	0	0	0	0	4.2	9	2	2	0	0	1	2	0
Foulke			0	0	0.00	5	0	0	0	1	6.0	1	0	0	0	1	6	6	0
Leskanic			1	0	10.13	3	0	0	0	0	2.2	3	3	3	1	0	3	2	0
Lowe			1	0	3.18	2	2	0	0	0	11.1	7	4	4	1	1	1	6	0
Martinez			0	1	6.23	3	2	0	0	0	13.0	14	9	9	2	3	9	14	0
Mendoza			0	1	4.50	2	0	0	0	0	2.0	2	1	1	0	2	0	1	0
Myers			0	0	7.71	3	0	0	0	0	2.1	5	2	2	1	0	1	4	0
Schilling			1	1	6.30	2	2	0	0	0	10.0	10	7	7	1	0	2	5	0
Timlin			0	0	4.76	5	0	0	0	0	5.2	10	3	3	0	0	5	2	1
Wakefield			1	0	8.59	3	0	0	0	0	7.1	9	7	7	1	0	3	6	0
Red Sox			4	3	5.87	7	7	0	0	1	69.0	78	45	45	9	7	33	51	1
Yankees			3	4	5.17	7	7	0	0	2	69.2	75	41	40	10	1	28	53	3

RED SOX FACTS - WALKING AWAY A WINNER

The Red Sox have 11 walk-off wins overall in their postseason annals, 7 in the last 6 appearances...Here's the complete list:

Game 8, 1912 World Series Larry Gardner's sac fly with 1 out in the bottom of the 10th scored Steve Yerkes and capped a 2-run rally that gave the Red Sox a 3-2 win over the New York Giants and the World Series championship in their 1st season at Fenway Park...The Sox won the Series 4 games to 3 with 1 tie.

Game 3, 1915 World Series Duffy Lewis delivered an RBI single with 1 out in the bottom of the 9th, bringing Harry Hooper home with the game-winner as the Red Sox edged the Phillies, 2-1, at Braves Field.

Game 2, 1916 World Series Pinch-hitter Del Gainer singled home Mike McNally with one out in the bottom of the 14th to give the Red Sox a 2-1 win over Brooklyn at Braves Field.

Game 6, 1975 World Series Carlton Fisk led off the bottom of the 12th with a homer off Cincinnati's Pat Darcy, giving Boston a 7-6 victory and forcing a decisive Game 7.

Game 3, 2003 AL Division Series A loss from elimination, the Red Sox lived to fight another day after pinch-hitter Trot Nixon drilled a 2-run homer off Rich Harden with 1 out in the bottom of the 11th.

Game 3, 2004 AL Division Series David Ortiz gave the Red Sox a 3-game sweep of the Angels with a 2-run homer into the Green Monster Seats with 2 outs in the bottom of the 10th lifting the Sox into the ALCS with an 8-6 win.

Game 4, 2004 AL Championship Series Down 3 games to none, the Red Sox stayed alive when David Ortiz crushed a 2-run blast to right field off the Yankees Paul Quantrill.

Game 5, 2004 AL Championship Series The Red Sox continued their quest toward the greatest comeback in baseball history when, for the 2nd night in a row, David Ortiz delivered the game-winning run in walk-off fashion...This time, facing Esteban Loaiza, Ortiz singled Johnny Damon home from 2nd with 2 outs in the bottom of the 14th for a 5-4 win.

Game 2, 2007 AL Division Series Manny Ramirez belted a 3-run, walk-off homer over the Green Monster and into the Boston night off Francisco Rodriguez in the bottom of the 9th inning to give the Red Sox a 6-3 win over the Angels.

Game 4, 2008 AL Division Series Jed Lowrie drove in Jason Bay with a 2-out, walk-off single in the bottom of the 9th inning, giving the Red Sox their 5th Division Series win in club history...It was the 23rd time in postseason history that a series was decided by a walk-off hit, the 4th time that a rookie has done so.

Game 5, 2008 AL Championship Series J.D. Drew drove in Kevin Youkilis from 2nd base with a 9th-inning, walk-off single to cap a 7-run comeback...It was the largest postseason comeback since Game 4 of the 1929 World Series, the 2nd largest in playoff history, and the largest ever for a team facing elimination.

RED SOX IN THE POSTSEASON, CONTINUED

2004 WORLD SERIES

(Red Sox 4, Cardinals 0)

GAME 1 at BOSTON (Night) Saturday, October 23

	R	H	E
St. Louis	0	1	1
Boston	4	0	3

Williams, Haren (3), Calero (7), King (7), Eldred (7), TAVAREZ (8-L) and Matheny, Molina (8)
Wakefield, Arroyo (4), Timlin (7), Embree (8), FOULKE (8-BSV, W) and Mirabelli, Varitek (7)
HR—Ortiz (1), Bellhorn (1), Walker (1)
T—4:00; A—35,035

GAME 3 at ST. LOUIS (Night) Tuesday, October 26

	R	H	E
Boston	1	0	0
St. Louis	0	0	0

MARTINEZ (W), Timlin (8), Foulke (9) and Varitek
SUPPAN (L), Reyes (5), Calero (6), King (7), Tavaraz (9) and Matheny, Molina (9)
HR—Ramirez (1), Walker (2)
T—2:58; A—52,015

GAME 2 at BOSTON (Night) Sunday, October 24

	R	H	E
St. Louis	0	0	0
Boston	2	0	0

MORRIS (L), Eldred (5), King (6), Marquis (7), Reyes (8) and Matheny
SCHILLING (W), Embree (7), Timlin (8), Foulke (8) and Varitek
HR—None
T—3:20; A—35,001

GAME 4 at ST. LOUIS (Night) Wednesday, October 27

	R	H	E
Boston	1	0	2
St. Louis	0	0	0

LOWE (W), Arroyo (8), Embree (8), Foulke (9-SV) and Varitek
MARQUIS (L), Haren (7), Isringhausen (8) and Molina, Matheny (9)
HR—Damon (1)
T—3:14; A—52,037

2004 WORLD SERIES STATISTICS

Batter	AVG	G	AB	R	H	2B	3B	HR	RBI	GW	SH	SF	HB	BB	SO	SB	CS	E
Bellhorn	.300	4	10	3	3	1	0	1	4	2	0	0	1	5	2	0	0	1
Cabrera	.235	4	17	3	4	1	0	0	3	0	0	0	1	3	1	0	0	0
Damon	.286	4	21	4	6	2	1	1	2	0	0	0	0	0	1	0	0	0
Kapler	.000	4	2	0	0	0	0	0	0	0	0	0	0	0	1	0	0	0
Lowe	.000	1	2	0	0	0	0	0	0	0	1	0	0	0	1	0	0	0
Martinez	.000	1	2	0	0	0	0	0	0	0	0	0	0	1	2	0	0	0
Mientkiewicz	.000	4	1	0	0	0	0	0	0	0	0	0	0	0	0	0	0	0
Millar	.125	4	8	2	1	1	0	0	0	0	0	0	1	2	2	0	0	1
Mirabelli	.333	1	3	1	1	0	0	0	0	0	0	0	0	0	1	0	0	0
Mueller	.429	4	14	3	6	2	0	0	2	0	0	0	0	4	0	0	0	3
Nixon	.357	4	14	1	5	3	0	0	3	1	0	0	0	1	1	0	0	0
Ortiz	.308	4	13	3	4	1	0	1	4	0	0	0	0	4	1	0	0	0
Ramirez	.412	4	17	2	7	0	0	1	4	1	0	0	0	3	3	0	0	2
Reese	.000	4	1	0	0	0	0	0	0	0	0	0	0	0	0	0	0	0
Roberts	---	0	0	0	0	0	0	0	0	0	0	0	0	0	0	0	0	0
Varitek	.154	4	13	2	2	0	1	0	2	0	0	0	1	1	4	0	0	0
Youkilis	---	0	0	0	0	0	0	0	0	0	0	0	0	0	0	0	0	0
Red Sox	.283	4	138	24	39	11	2	4	24	4	1	0	4	24	20	0	0	8
Cardinals	.190	4	126	12	24	8	0	2	8	0	2	3	1	12	32	1	0	1
Pitcher	W	L	ERA	G	GS	CG	SHO	SV	IP	H	R	ER	HR	HB	BB	SO	WP	
Arroyo	0	0	6.75	2	0	0	0	0	2.2	4	2	2	0	0	0	1	4	0
Embree	0	0	0.00	3	0	0	0	0	1.2	1	1	0	0	0	0	4	0	
Foulke	1	0	1.80	4	0	0	0	1	5.0	4	1	1	1	0	1	8	0	
Leskanic	0	0	---	0	0	0	0	0	0.0	0	0	0	0	0	0	0	0	
Lowe	1	0	0.00	1	1	0	0	0	7.0	3	0	0	0	0	1	4	1	
Martinez	1	0	0.00	1	1	0	0	0	7.0	3	0	0	0	0	2	6	0	
Myers	0	0	---	0	0	0	0	0	0.0	0	0	0	0	0	0	0	0	
Schilling	1	0	0.00	1	1	0	0	0	6.0	4	1	0	0	0	1	4	0	
Timlin	0	0	6.00	3	0	0	0	0	3.0	2	2	2	0	0	1	0	0	
Wakefield	0	0	12.27	1	1	0	0	0	3.2	3	5	5	1	1	5	2	0	
Red Sox	4	0	2.50	4	4	0	1	1	36.0	24	12	10	2	1	12	32	1	
Cardinals	0	4	6.09	4	4	0	0	0	34.0	39	24	23	4	4	24	20	0	

RED SOX IN THE POSTSEASON, CONTINUED

2003 AMERICAN LEAGUE DIVISION SERIES

(Red Sox 3, Athletics 2)

GAME 1 at OAKLAND (Night) Wednesday, October 1

	R	H	E
Boston	1	0	0
Oakland	0	0	3

Martinez, Timlin (8), Kim (9), Embree (9), Williamson (10),
LOWE (11-L) and Varitek
Hudson, Rincon (7), Bradford (8), Foulke (9), HARDEN (12-W)
and R. Hernandez
HR—Walker 2 (2), Varitek (1)
T—4:37; A—50,606

GAME 3 at BOSTON (Night) Saturday, October 4

	R	H	E
Oakland	0	0	0
Boston	0	1	0

Lowe, Timlin (8), WILLIAMSON (11-W) and Varitek, Mirabelli (10)
Lilly, Bradford (8), Rincon (9), Mecer (10), HARDEN (11-L) and
R. Hernandez
HR—Nixon (1)
T—3:42; A—35,460

GAME 5 at OAKLAND (Night) Monday, October 6

	R	H	E
Boston	0	0	0
Oakland	0	0	0

MARTINEZ (W), Embree (8), Timlin (8), Williamson (9), Lowe (9-SV)
and Varitek
ZITO (L), Lilly (7), Bradford (9), Rincon (9) and R. Hernandez
HR—Varitek (2), M. Ramirez (1)
T—3:05; A—49,397

GAME 2 at OAKLAND (Day) Thursday, October 2

	R	H	E
Boston	0	0	1
Oakland	0	5	0

WAKEFIELD (L), Embree (7), Williamson (8) and Mirabelli
ZITO (W), Bradford (8), Foulke (9) and R. Hernandez
HR—None
T—2:37; A—36,305

GAME 4 at BOSTON (Day) Sunday, October 5

	R	H	E
Oakland	0	1	0
Boston	0	0	2

Hudson, Sparks (2), Rincon (6), FOULKE (8-L) and Melhuse
Burkett, Wakefield (6), WILLIAMSON (8-W) and Varitek
HR—Damon (1), Dye (1), Walker (3)
T—3:02; A—35,048

2003 ALDS STATISTICS

Batter	AVG	G	AB	R	H	2B	3B	HR	RBI	GW	SH	SF	HB	BB	SO	SB	CS	E
Brown	.000	4	2	0	0	0	0	0	0	0	0	0	0	0	1	0	0	0
Damon	.316	5	19	2	6	2	0	1	3	0	0	0	1	2	1	2	0	0
Garciparra	.300	5	20	2	6	1	0	0	0	0	0	0	0	3	3	0	0	1
Jackson	.000	4	5	0	0	0	0	0	0	0	0	0	0	0	2	0	0	0
Kapler	.000	4	9	0	0	0	0	0	0	0	0	0	0	0	3	0	0	0
McCarthy	—	1	0	0	0	0	0	0	0	0	0	0	0	0	0	0	0	0
Millar	.238	5	21	0	5	0	0	0	0	0	0	0	0	2	4	0	0	0
Mirabelli	.500	2	4	2	2	1	0	0	0	0	0	0	0	0	1	0	0	0
Mueller	.105	5	19	0	2	1	0	0	0	0	0	0	0	3	4	0	0	0
Nixon	.200	4	10	1	2	0	0	1	2	1	0	0	0	1	3	0	0	0
Ortiz	.095	5	21	0	2	1	0	0	2	1	0	0	0	2	7	0	0	0
Ramirez	.200	5	20	2	4	0	0	1	3	1	0	0	0	3	7	0	0	0
Varitek	.286	5	14	4	4	0	0	2	2	0	0	0	0	2	2	0	0	0
Walker	.500	5	16	4	5	0	0	3	4	0	0	0	1	0	1	0	0	2
Red Sox	.211	5	180	17	38	6	0	8	16	3	0	0	2	18	39	3	0	5
Athletics	.213	5	178	18	38	8	1	1	15	2	1	0	4	21	37	3	0	5

Pitcher	W	L	ERA	G	GS	CG	SHO	SV	IP	H	R	ER	HR	HB	BB	SO	WP
Burkett	0	0	6.75	1	1	0	0	0	5.1	9	4	4	1	0	2	1	0
Embree	0	0	0.00	3	0	0	0	0	2.0	1	0	0	0	0	0	0	0
Kim	0	0	13.50	1	0	0	0	0	0.2	0	1	1	0	1	1	1	0
Lowe	0	1	0.93	3	1	0	0	1	9.2	7	2	1	0	0	7	6	0
Martinez, P.	1	0	3.86	2	2	0	0	0	14.0	13	6	6	0	1	5	9	0
Timlin	0	0	0.00	3	0	0	0	0	4.1	0	0	0	0	0	0	5	0
Wakefield	0	1	3.52	2	1	0	0	0	7.2	6	5	3	0	2	3	7	0
Williamson	2	0	0.00	5	0	0	0	0	5.0	2	0	0	0	0	3	8	0
Red Sox	3	2	2.77	5	5	0	0	1	48.2	38	18	15	1	4	21	37	0
Athletics	2	3	2.98	5	5	0	0	0	48.1	38	17	16	8	2	18	39	1

RED SOX IN THE POSTSEASON, CONTINUED

2003 AMERICAN LEAGUE CHAMPIONSHIP SERIES

(Yankees 4, Red Sox 3)

GAME 1 at NEW YORK (Night) Wednesday, October 8

	R	H	E
Boston	0	0	0
New York	0	0	0

WAKEFIELD (W), Embree (7), Timlin (8), Williamson (9-SV) and Mirabelli
MUSSINA (L), Heredia (6), Nelson (7), White (7), Contreras (9) and Posada
HR—Ortiz (1), Walker (1), Ramirez (1)
T—3:20; A—56,281

GAME 3 at BOSTON (Day) Saturday, October 11

	R	H	E
New York	0	1	1
Boston	2	0	0

CLEMENS (W), Heredia (7), Contreras (7), Rivera (8-SV) and Posada
P. MARTINEZ (L), Timlin (8), Embree (9) and Varitek
HR—Jeter (1)
T—3:14; A—34,209

GAME 5 at BOSTON (Day) Tuesday, October 14

	R	H	E
New York	0	3	0
Boston	0	0	0

WELLS (W), Rivera (8-SV) and Posada
LOWE (L), Embree (8), Arroyo (9) and Varitek
HR—Ramirez (2)
T—3:04; A—34,619

GAME 7 at NEW YORK (Night) Thursday, October 16

	R	H	E
Boston	0	3	0
New York	0	0	0

P. Martinez, Embree (8), Timlin (8), WAKEFIELD (10-L) and Varitek, Mirabelli (9)
Clemens, Mussina (4), Heredia (7), Nelson (7), Wells (8), RIVERA (9-W) and Posada
HR—Nixon (3), Millar (1), Ja. Giambi 2 (3), Ortiz (2), A. Boone (1)
T—3:56; A—56,279

GAME 2 at NEW YORK (Night) Thursday, October 9

	R	H	E
Boston	0	1	0
New York	0	2	1

LOWE (L), Sauerbeck (7), Arroyo (8) and Varitek
PETTITTE (W), Contreras (7), Rivera (9) and Posada
HR—N. Johnson (1), Varitek (1)
T—3:05; A—56,295

GAME 4 at BOSTON (Night) Monday, October 13

	R	H	E
New York	0	0	0
Boston	0	0	0

MUSSINA (L), Heredia (7), Nelson (8) and Posada
WAKEFIELD (W), Timlin (8), Williamson (9-SV) and Mirabelli, Varitek (8)
HR—Walker (2), Nixon (1), Sierra (1)
T—2:49; A—34,599

GAME 6 at NEW YORK (Day) Wednesday, October 15

	R	H	E
Boston	0	0	4
New York	1	0	0

Burkett, Arroyo (4), T. Jones (6), EMBREE (6-W), Timlin (8), Williamson (9-SV) and Varitek
Pettitte, CONTRERAS (6-L), Heredia (7), Nelson (8), White (9) and Posada
HR—Ja. Giambi (1), Varitek (2), Posada (1), Nixon (2)
T—4:09; A—56,277

2003 ALCS STATISTICS

Batter	AVG	G	AB	R	H	2B	3B	HR	RBI	GW	SH	SF	HB	BB	SO	SB	CS	E
Damon	.200	5	20	1	4	1	0	0	1	1	0	0	0	3	3	1	0	0
Garciparra	.241	7	29	2	7	0	1	0	1	0	0	0	0	2	8	0	0	1
Jackson	.333	5	3	0	1	0	0	0	1	0	0	0	0	0	1	0	1	1
Kapler	.125	3	8	0	1	0	0	0	0	0	0	0	0	0	3	0	1	0
McCarty	.000	1	1	0	0	0	0	0	0	0	0	0	0	0	1	0	0	0
Millar	.241	7	29	3	7	0	0	1	3	0	0	0	0	1	9	0	0	1
Mirabelli	.286	3	7	0	2	0	0	0	0	0	0	0	0	0	2	0	0	0
Mueller	.222	7	27	1	6	2	0	0	0	0	0	0	0	2	7	0	0	0
Nixon	.333	7	24	3	8	1	0	3	5	0	0	0	1	3	7	1	2	0
Ortiz	.269	7	26	4	7	1	0	2	6	0	0	0	1	3	8	0	0	0
Ramirez	.310	7	29	6	9	1	0	2	4	0	0	0	0	1	4	0	1	0
Varitek	.300	6	20	4	6	2	0	2	3	1	0	0	0	1	5	0	0	0
Walker	.370	7	27	5	10	1	1	2	2	1	0	0	1	1	2	0	0	0
Red Sox	.272	7	250	29	68	9	2	12	26	3	0	0	3	17	60	2	5	3
Yankees	.227	7	238	30	54	12	0	8	29	4	0	1	4	21	49	5	1	5
Pitcher	W	L	ERA	G	GS	CG	SHO	SV	IP	H	R	ER	HR	HB	BB	SO	WP	
Arroyo	0	0	2.70	3	0	0	0	0	3.1	2	1	1	1	1	1	2	5	0
Burkett	0	0	7.36	1	1	0	0	0	3.2	7	5	3	1	0	0	1	0	0
Embree	1	0	0.00	5	0	0	0	0	4.2	3	0	0	0	0	0	1	0	0
Jones, T.	0	0	0.00	1	0	0	0	0	0.1	1	0	0	0	0	0	1	1	0
Lowe	0	2	6.43	2	2	0	0	0	14.0	14	10	10	3	1	7	5	0	0
Martinez, P.	0	1	5.65	2	2	0	0	0	14.1	16	9	9	1	1	2	14	0	0
Sauerbeck	0	0	0.00	1	0	0	0	0	0.1	1	0	0	0	0	0	1	0	0
Timlin	0	0	0.00	5	0	0	0	0	5.1	1	0	0	0	0	0	2	6	0
Wakefield	2	1	2.57	3	2	0	0	0	14.0	8	5	4	2	1	6	10	0	0
Williamson	0	0	3.00	3	0	0	0	0	3	3.0	1	1	1	1	0	0	6	0
Red Sox	3	4	4.00	7	7	0	0	0	63.0	54	31	28	8	4	21	49	0	0
Yankees	4	3	3.94	7	7	0	0	2	64.0	68	29	28	12	3	17	60	3	0

RED SOX IN THE POSTSEASON, CONTINUED

1999 AMERICAN LEAGUE DIVISION SERIES

(Red Sox 3, Indians 2)

GAME 1 at CLEVELAND (Night) Wednesday, October 6

	R	H	E
Boston	0	1	0
Cleveland	0	0	0

P.Martinez, LOWE (5-L), Cormier (9), Garces (9) and Varitek
Colon, SHUEY (9-W) and S. Alomar
HR—Garciparra (1), Thome (1)
T—2:53; A—45,182

GAME 3 at BOSTON (Day) Saturday, October 9

	R	H	E
Cleveland	0	0	0
Boston	0	0	0

Burba, WRIGHT (5-L), Rincon (7), DePaula (7), S.Reed (8) and
S. Alomar
R.Martinez, LOWE (6-W), Beck (9) and Varitek
HR—Valentin (1), Daubach (1)
T—3:08; A—33,539

GAME 5 at CLEVELAND (Night) Monday, October 11

	R	H	E
Boston	2	0	5
Cleveland	3	2	3

Saberhagen, Lowe (2), P. MARTINEZ (4-W) and Varitek
Nagy, De Paula (4), SHUEY (7-L), Jackson (9) and S. Alomar
HR—O'Leary 2 (2), Thome 2 (4), Garciparra (2), Fryman (1)
T—3:12; A—45,114

GAME 2 at CLEVELAND (Day) Thursday, October 7

	R	H	E
Boston	0	0	1
Cleveland	0	0	6

SABERHAGEN (L), Wasdin (3), Wakefield (5), Gordon (7), Beck (8)
and Varitek
NAGY (W), Karsay (8), Jackson (9) and S. Alomar
HR—Baines (1), Thome (2)
T—2:47; A—45,184

GAME 4 at BOSTON (Night) Sunday, October 10

	R	H	E
Cleveland	1	1	0
Boston	2	5	3

COLON (L), Karsay (2), S. Reed (4), DePaula (5), Assenmacher (7),
Shuey (8) and S. Alomar, Diaz (7)
Mercker, GARCES (2-W), Wakefield (5), Wasdin (5), Cormier (5),
Gordon (9) and Varitek, Hatteberg (8)
HR—Valentin 2 (3), Offerman (1), Varitek (1), Cordero (1)
T—3:49; A—33,898

1999 ALDS STATISTICS

Batter	AVG	G	AB	R	H	2B	3B	HR	RBI	GW	SH	SF	HB	BB	SO	SB	CS	E	
Buford	.000	1	3	0	0	0	0	0	0	0	0	0	0	0	1	0	0	0	
Daubach	.250	4	16	3	4	2	0	1	3	0	0	0	0	0	7	0	0	0	
Garciparra	.417	4	12	6	5	2	0	2	4	0	0	0	1	3	3	0	0	0	
Hatteberg	1.000	1	1	1	1	0	0	0	0	0	0	0	0	1	0	0	0	0	
Huskey	.200	2	5	0	1	0	0	0	0	0	0	0	0	0	1	0	0	0	
Lewis	.375	4	16	5	6	1	0	0	2	1	0	0	1	0	2	1	0	0	
Merloni	.333	3	6	1	2	0	0	0	1	0	0	0	0	1	1	0	0	1	
Nixon	.214	5	14	5	3	3	0	0	6	0	0	0	0	4	5	0	0	0	
Offerman	.389	5	18	4	7	1	0	1	6	0	0	0	0	7	0	0	1	0	
O'Leary	.200	5	20	4	4	0	0	2	7	1	0	0	0	2	3	0	0	0	
Sadler	.500	2	2	1	1	1	0	0	0	0	0	0	0	0	1	0	0	0	
Stanley	.500	5	20	4	10	2	1	0	2	0	0	0	0	2	3	0	0	0	
Valentin	.318	5	22	6	7	2	0	3	12	1	0	1	0	0	4	0	0	2	
Varitek	.238	5	21	7	5	3	0	1	3	0	0	0	1	0	4	0	0	0	
Red Sox	.318	5	176	47	56	17	1	10	47	3	0	3	3	19	35	1	1	3	
Indians	.233	5	163	32	38	7	1	7	31	2	1	4	2	28	43	5	0	3	
Pitcher			W	L	ERA	G	GS	CG	SHO	SV	IP	H	R	ER	HR	HB	BB	SO	WP
Beck			0	0	0.00	2	2	0	0	0	2.0	2	0	0	0	0	0	2	0
Cormier			0	0	0.00	2	0	0	0	0	4.0	2	0	0	0	0	0	1	4
Garces			1	0	3.86	2	0	0	0	0	2.1	2	1	1	0	0	0	3	2
Gordon			0	0	4.50	2	0	0	0	0	2.0	1	1	1	1	1	1	1	3
Lowe			1	1	4.32	3	0	0	0	0	8.1	6	7	4	2	1	1	7	0
Martinez, P.			1	0	0.00	2	1	0	0	0	10.0	3	0	0	0	0	0	4	11
Martinez, R.			0	0	3.18	1	1	0	0	0	5.2	5	2	2	0	0	0	3	6
Mercker			0	0	10.80	1	1	0	0	0	1.2	3	2	2	0	0	0	3	1
Saberhagen			0	1	27.00	2	2	0	0	0	3.2	9	11	11	3	0	0	4	2
Wakefield			0	0	13.50	2	0	0	0	0	2.0	3	3	3	0	0	0	4	4
Wasdin			0	0	27.00	2	0	0	0	0	1.2	2	5	5	1	0	0	4	1
Red Sox			3	2	6.02	5	5	0	0	0	43.1	38	32	29	7	2	28	43	0
Indians			2	3	9.63	5	5	0	0	0	43.0	56	47	46	10	3	19	35	2

RED SOX IN THE POSTSEASON, CONTINUED

1999 AMERICAN LEAGUE CHAMPIONSHIP SERIES

(Yankees 4, Red Sox 1)

GAME 1 at NEW YORK (Night) Wednesday, October 13

								R	H	E
Boston	2	1	0	0	0	0	0	3	8	3
New York	0	2	0	0	0	1	0	4	10	1

Mercker, Garces (5), Lowe (7), Cormier (9), BECK (10-L) and Varitek
Hernandez, RIVERA (9-W) and Posada
HR—Brosius (1), Williams (1)
T—3:39; A—57,181

GAME 3 at BOSTON (Day) Saturday, October 16

								R	H	E
New York	0	0	0	0	0	0	1	1	3	3
Boston	2	2	2	0	2	1	4	13	21	1

CLEMENS (L), Irabu (3), Stanton (7), Watson (8) and Girardi,
Posada (4)
P. MARTINEZ (W), Gordon (8), Rapp (9) and Varitek, Hatteberg (9)
HR—Valentin (1), Daubach (1), Garciaparra (1), Brosius (2)
T—3:14; A—33,190

GAME 5 at BOSTON (Night) Monday, October 18

								R	H	E
New York	2	0	0	0	0	0	2	6	11	1
Boston	0	0	0	0	0	0	0	1	5	2

HERNANDEZ (W), Stanton (8), Nelson (8), Watson (8),
Mendoza (8-SV) and Posada
MERCKER (L), Lowe (4), Cormier (7), Gordon (9) and Varitek
HR—Jeter (1), Varitek (1), Posada (1)
T—4:09; A—33,589

GAME 2 at NEW YORK (Night) Thursday, October 14

								R	H	E
Boston	0	0	0	0	2	0	0	2	10	0
New York	0	0	0	1	0	0	2	3	7	0

R. MARTINEZ (L), Gordon (7), Cormier (7) and Varitek
CONE (W), Stanton (8), Nelson (8), Watson (8), Mendoza (8),
Rivera (9-SV) and Girardi
HR—T. Martinez (1), Garciaparra (1)
T—3:46; A—57,180

GAME 4 at BOSTON (Night) Sunday, October 17

								R	H	E
New York	0	1	0	2	0	0	0	9	11	0
Boston	0	1	1	0	0	0	0	2	10	4

PETTITTE (W), Rivera (8-SV) and Girardi
SABERHAGEN (L), Lowe (7), Cormier (8), Garces (8), Beck (9)
and Varitek
HR—Strawberry (1), Ledee (1)
T—3:39; A—33,586

1999 ALCS STATISTICS

Batter	AVG	G	AB	R	H	2B	3B	HR	RBI	GW	SH	SF	HB	BB	SO	SB	CS	E
Buford	.400	4	5	1	2	0	0	0	0	0	0	0	0	0	2	1	0	0
Daubach	.176	5	17	2	3	1	0	1	3	0	0	0	0	1	4	0	0	0
Garciaparra	.400	5	20	2	8	2	0	2	5	0	0	0	0	2	2	1	0	4
Hatteberg	.000	3	1	1	1	0	0	0	0	0	0	0	0	0	1	0	0	0
Huskey	.200	4	5	1	1	1	0	0	0	0	0	0	0	1	1	0	0	0
Lewis	.118	5	17	2	2	1	0	0	1	0	0	0	0	1	3	1	1	1
Merloni	—	0	0	0	0	0	0	0	0	0	0	0	0	1	0	0	0	0
Nixon	.286	4	14	2	4	2	0	0	0	0	0	0	0	1	5	0	0	0
Offerman	.458	5	24	4	11	0	1	0	2	0	0	0	0	1	3	1	0	2
O'Leary	.350	5	20	2	7	3	0	0	1	0	0	0	0	2	5	0	0	0
Sadler	—	2	0	0	0	0	0	0	0	0	0	0	0	0	0	0	0	0
Stanley	.222	5	18	1	4	0	0	0	1	0	0	0	1	2	4	0	0	1
Valentin	.348	5	23	3	8	2	0	1	5	1	0	0	0	2	4	0	0	0
Varitek	.200	5	20	1	4	1	1	1	1	0	1	0	0	1	4	0	0	1
Red Sox	.293	5	184	21	54	13	2	5	19	1	1	0	1	15	38	4	1	10
Yankees	.239	5	176	23	42	4	1	8	21	3	2	0	1	18	44	3	1	5

Pitcher	W	L	ERA	G	GS	CG	SHO	SV	IP	H	R	ER	HR	HB	BB	SO	WP
Beck	0	1	27.00	2	0	0	0	0	0.2	2	2	2	2	0	0	1	0
Cormier	0	0	0.00	4	0	0	0	0	3.2	3	0	0	0	0	3	4	0
Garces	0	0	12.00	2	0	0	0	0	3.0	3	5	4	0	0	1	2	0
Gordon	0	0	13.50	3	0	0	0	0	2.0	3	3	3	2	0	1	3	0
Lowe	0	0	1.42	3	0	0	0	0	6.1	6	3	1	0	0	2	7	0
Martinez, P.	1	0	0.00	1	1	0	0	0	7.0	2	0	0	0	0	2	12	0
Martinez, R.	0	0	4.05	1	1	0	0	0	6.2	6	3	3	1	0	3	5	0
Mercker	0	1	4.70	2	2	0	0	0	7.2	12	4	4	4	1	4	5	0
Rapp	0	0	0.00	1	0	0	0	0	1.0	0	0	0	0	0	1	0	0
Saberhagen	0	1	1.50	1	1	0	0	0	6.0	5	3	1	1	0	1	5	0
Red Sox	1	4	3.68	5	5	0	0	0	44.0	42	23	18	8	1	18	44	0
Yankees	4	1	3.80	5	5	0	0	0	45.0	54	21	19	5	1	15	38	0

RED SOX IN THE POSTSEASON, CONTINUED

1998 AMERICAN LEAGUE DIVISION SERIES

(Indians 3, Red Sox 1)

GAME 1 at CLEVELAND (Day) Tuesday, September 29

	R	H	E
Boston	3	0	0
Cleveland	0	0	0

P. MARTINEZ (W), Corsi (8) and Hatteberg
WRIGHT (L), D.Jones (5), S.Reed (8), Poole (8), Shuey (8),
Assenmacher (9) and S. Alomar
HR—Vaughn 2 (2), Garciaparra (1), Lofton (1), Thome (1)
T—3:16; A—45,185

GAME 3 at BOSTON (Day) Friday, October 2

	R	H	E
Cleveland	0	0	0
Boston	0	0	0

NAGY (W), M.Jackson (9-SV) and S. Alomar
SABERHAGEN (L), Corsi (8), Eckersley (9) and Hatteberg
HR—Thome (2), Lofton (2), Ramirez 2 (2), Garciaparra (2)
T—2:27; A—33,114

GAME 2 at CLEVELAND (Day) Wednesday, September 30

	R	H	E
Boston	2	0	1
Cleveland	1	5	1

WAKEFIELD (L), Wasdin (2), Lowe (4), Swindell (6), Gordon (8)
and Varitek
Gooden, BURBA (1-W), Shuey (7), Assenmacher (8), M.Jackson (8-SV)
and S. Alomar
HR—Justice (1)
T—3:25; A—45,229

GAME 4 at BOSTON (Day) Saturday, October 3

	R	H	E
Cleveland	0	0	0
Boston	0	0	0

Colon, Poole (6), S. REED (7-W), Assenmacher (8), Shuey (8),
Jackson (9-SV) and S. Alomar
Schourek, Lowe (6), GORDON (8-L) and Hatteberg
HR—Garcia (3)
T—3:00; A—33,537

1998 ALDS STATISTICS

Batter	AVG	G	AB	R	H	2B	3B	HR	RBI	GW	SH	SF	HB	BB	SO	SB	CS	E	
Benjamin	.091	4	11	1	1	0	0	0	0	0	1	0	0	1	3	0	0	0	
Bragg	.083	3	12	0	1	0	0	0	0	0	0	0	0	0	5	0	0	0	
Buford	.000	3	1	2	0	0	0	0	0	0	0	0	1	0	0	0	0	0	
Cummings	.000	3	3	0	0	0	0	0	0	0	0	0	0	0	0	0	0	0	
Garciaparra	.333	4	15	4	5	1	0	3	11	0	0	2	0	1	0	0	0	0	
Hatteberg	.111	3	9	0	1	0	0	0	0	0	0	0	0	3	1	0	0	0	
Lewis	.357	4	14	4	5	2	0	0	0	0	0	0	1	1	3	1	0	0	
Nixon	.333	2	3	0	1	0	0	0	0	0	0	0	0	1	0	0	0	0	
O'Leary	.063	4	16	0	1	0	0	0	0	0	0	0	0	1	4	0	0	0	
Sadler	.000	3	0	0	0	0	0	0	0	0	0	0	0	0	0	0	0	0	
Stanley	.267	4	15	1	4	0	0	0	0	0	0	0	0	2	5	0	0	0	
Valentin	.467	4	15	5	7	1	0	0	0	0	0	0	0	3	1	0	0	0	
Varitek	.250	1	4	0	1	0	0	0	1	0	0	0	0	0	1	0	0	0	
Vaughn	.412	4	17	3	7	2	0	2	7	1	0	0	0	1	5	0	0	0	
Red Sox	.252	4	135	20	34	6	0	5	19	1	1	2	2	14	28	1	0	0	
Indians	.206	4	126	18	26	12	0	7	17	3	0	1	3	15	26	3	1	1	
Pitcher			W	L	ERA	G	GS	CG	SHO	SV	IP	H	R	ER	HR	HB	BB	SO	WP
Corsi			0	0	0.00	2	0	0	0	0	3.0	1	0	0	0	0	1	2	0
Eckersley			0	0	9.00	1	0	0	0	0	1.0	1	1	1	1	0	0	1	0
Gordon			0	1	9.00	2	0	0	0	0	3.0	4	3	3	0	0	4	1	1
Lowe			0	0	2.08	2	0	0	0	0	4.1	3	1	1	0	1	1	2	0
Martinez			1	0	3.86	1	1	0	0	0	7.0	6	3	3	2	0	0	8	1
Saberhagen			0	1	3.86	1	1	0	0	0	7.0	4	3	3	3	0	1	7	0
Schourek			0	0	0.00	1	1	0	0	0	5.1	2	0	0	0	0	4	1	0
Swindell			0	0	0.00	1	0	0	0	0	1.1	0	0	0	0	0	1	1	0
Wakefield			0	1	33.75	1	1	0	0	0	1.1	3	5	5	0	1	2	1	0
Wasdin			0	0	10.80	1	0	0	0	0	1.2	2	2	2	1	1	1	2	0
Red Sox			1	3	4.62	4	4	0	0	0	35.0	26	18	18	7	3	15	26	2
Indians			3	1	5.00	4	4	0	0	3	36.0	34	20	20	5	2	14	28	0

RED SOX IN THE POSTSEASON, CONTINUED

1995 AMERICAN LEAGUE DIVISION SERIES

(Indians 3, Red Sox 0)

GAME 1 at CLEVELAND (Night) Tuesday, October 3

	R	H	E
Boston	0	0	2
Cleveland	0	0	0

Clemens, Cormier (8), Belinda (8), Stanton (8), Aguilera (11), Maddux (11), SMITH (12-L) and Macfarlane, Haselman (9), D. Martinez, Tavaraz (7), Assenmacher (8), Plunk (8), Mesa (10), Poole (11), HILL (12-W) and S. Alomar, Pena (11)
HR—Valentin (1), Naehring (1), Alicea (1), Belle (1), Pena (1)
T—5:01; A—44,218

GAME 2 at CLEVELAND (Night) Wednesday, October 4

	R	H	E
Boston	0	0	0
Cleveland	0	0	0

HANSON (L) and Macfarlane
HERSHISER (W), Tavaraz (8), Assenmacher (8), Mesa (9) and S. Alomar
HR—Murray (1)
T—2:33; A—44,264

GAME 3 at BOSTON (Night) Friday, October 6

	R	H	E
Cleveland	0	2	1
Boston	0	0	0

NAGY (W), Tavaraz (8), Assenmacher (9) and S. Alomar, Pena (9)
WAKEFIELD (L), Cormier (6), Maddux (6), Hudson (9) and Macfarlane
HR—Thome (1)
T—3:18; A—34,211

1995 ALDS STATISTICS

Batter	AVG	G	AB	R	H	2B	3B	HR	RBI	GW	SH	SF	HB	BB	SO	SB	CS	E
Alicea	.600	3	10	1	6	1	0	1	1	0	0	0	0	2	2	1	0	1
Canseco	.000	3	13	0	0	0	0	0	0	0	0	0	0	2	2	0	0	0
Greenwell	.200	3	15	0	3	0	0	0	0	0	0	0	0	0	1	0	0	0
Haselman	.000	1	2	0	0	0	0	0	0	0	0	0	0	0	0	0	0	0
Hosey	.000	3	12	1	0	0	0	0	0	0	0	0	0	2	3	1	0	0
Jefferson	.250	1	4	1	1	0	0	0	0	0	0	0	0	0	1	0	0	0
Macfarlane	.333	3	9	0	3	0	0	0	1	0	0	1	0	0	3	0	0	2
McGee	.250	2	4	0	1	0	0	0	1	0	0	0	0	0	2	0	0	0
Naehring	.308	3	13	2	4	0	0	1	1	0	1	0	0	0	1	0	0	0
Stairs	.000	1	1	0	0	0	0	0	0	0	0	0	0	0	1	0	0	0
Tinsley	.000	1	5	0	0	0	0	0	0	0	0	0	0	1	2	0	0	0
Valentin	.250	3	12	1	3	1	0	1	2	0	0	0	0	3	1	0	1	1
Vaughn	.000	3	14	0	0	0	0	0	0	0	0	0	0	1	7	0	0	0
Red Sox	.184	3	114	6	21	2	0	3	6	0	1	1	0	11	26	2	1	4
Indians	.219	3	114	17	25	4	1	4	17	3	2	0	4	13	22	1	0	6
Pitcher	W	L	ERA	G	GS	CG	SHO	SV	IP	H	R	ER	HR	HB	BB	SO	WP	
Aguilera	0	0	13.50	1	0	0	0	0	0.2	3	1	1	1	0	0	1	0	
Belinda	0	0	0.00	1	0	0	0	0	0.1	0	0	0	0	0	0	0	0	
Clemens	0	0	3.86	1	1	0	0	0	7.0	5	3	3	0	0	1	5	0	
Cormier	0	0	13.50	2	0	0	0	0	0.2	2	1	1	0	1	1	2	0	
Hanson	0	1	4.50	1	1	1	0	0	8.0	4	4	4	1	1	4	5	0	
Hudson	0	0	0.00	1	0	0	0	0	1.0	2	0	0	0	0	1	0	1	
Maddux	0	0	0.00	2	0	0	0	0	3.0	2	0	0	0	1	1	1	0	
Smith	0	1	6.75	1	0	0	0	0	1.1	1	1	1	1	0	0	0	0	
Stanton	0	0	0.00	1	0	0	0	0	2.1	1	0	0	0	0	0	4	0	
Wakefield	0	1	11.81	1	1	0	0	0	5.1	5	7	7	1	1	5	4	0	
Red Sox	0	3	5.16	3	3	1	0	0	29.2	25	17	17	4	4	13	22	1	
Indians	3	0	1.74	3	3	0	1	0	31.0	21	6	6	3	0	11	26	1	

RED SOX IN THE POSTSEASON, CONTINUED

1990 AMERICAN LEAGUE CHAMPIONSHIP SERIES

(Athletics 4, Red Sox 0)

GAME 1 at BOSTON (Night) Saturday, October 6

							R	H	E
Oakland	0	0	0	0	0	0	1	1	7
Boston	0	0	0	1	0	0	0	0	0
							9	13	0
							1	5	1

STEWART (W), Eckersley (9) and Steinbach
Clemens, ANDERSEN (7-L), Bolton (8), Gray (8), Lamp (9),
Murphy (9) and Pena
HR—Boggs (1)
T—3:26; A—35,192

GAME 3 at OAKLAND (Day) Tuesday, October 9

							R	H	E
Boston	0	1	0	0	0	0	0	0	0
Oakland	0	0	0	2	0	2	0	0	x
							4	6	0

BODDICKER (L) and Pena
MOORE (W), Nelson (7), Honeycutt (8), Eckersley (9-SV) and Steinbach
HR—None
T—2:47; A—49,026

GAME 2 at BOSTON (Night) Sunday, October 7

							R	H	E
Oakland	0	0	0	1	0	0	1	0	2
Boston	0	0	1	0	0	0	0	0	0
							4	13	1
							1	6	0

WELCH (W), Honeycutt (8), Eckersley (8-SV) and Hassey
Kiecker, HARRIS (6-L), Andersen (7), Reardon (8) and Pena
HR—None
T—3:42; A—35,070

GAME 4 at OAKLAND (Day) Wednesday, October 10

							R	H	E
Boston	0	0	0	0	0	0	0	0	1
Oakland	0	3	0	0	0	0	0	0	x
							1	4	1
							3	6	0

CLEMENS (L), Bolton (2), Gray (5), Andersen (8) and Pena
STEWART (W), Honeycutt (9-SV) and Steinbach
HR—None
T—3:02; A—49,052

1990 ALCS STATISTICS

Batter	AVG	G	AB	R	H	2B	3B	HR	RBI	GW	SH	SF	HB	BB	SO	SB	CS	E
Barrett	.000	3	0	0	0	0	0	0	0	0	0	0	0	0	0	0	0	0
Boggs	.438	4	16	1	7	1	0	1	1	0	0	0	0	0	3	0	0	0
Brunansky	.083	4	12	0	1	0	0	0	1	0	0	1	0	1	3	0	0	0
Burks	.267	4	15	1	4	2	0	0	0	0	0	0	0	1	1	1	0	0
Evans	.231	4	13	0	3	1	0	0	0	0	0	0	0	1	3	0	0	0
Greenwell	.000	4	14	1	0	0	0	0	0	0	0	0	0	2	2	0	0	1
Heep	.000	2	2	0	0	0	0	0	0	0	0	0	0	0	0	0	0	0
Kutcher	.000	2	0	0	0	0	0	0	0	0	0	0	0	0	0	0	0	0
Marshall	.333	3	3	1	0	0	0	0	0	0	0	0	0	0	0	0	0	0
Marzano	.000	0	0	0	0	0	0	0	0	0	0	0	0	0	0	0	0	0
Pena	.214	4	14	0	3	0	0	0	0	0	0	0	0	0	0	0	0	1
Quintana	.000	4	13	0	0	0	0	0	1	0	0	1	0	1	0	0	0	0
Reed	.133	4	15	0	2	0	0	0	1	0	1	0	0	0	2	0	0	0
Rivera	.222	4	9	1	2	1	0	0	0	0	0	0	0	0	2	0	0	1
Romine	.000	0	0	0	0	0	0	0	0	0	0	0	0	0	0	0	0	0
Red Sox	.183	4	126	4	23	5	0	1	4	0	1	2	0	6	16	1	0	5
Athletics	.299	4	127	20	38	4	0	0	18	4	4	3	4	19	2	1	3	1
Pitcher	W	L	ERA	G	GS	CG	SHO	SV	IP	H	R	ER	HR	HB	BB	SO	WP	
Andersen	0	1	6.00	3	0	0	0	0	3.0	3	2	2	0	0	3	3	0	
Boddicker	0	1	2.25	1	1	1	0	0	8.0	6	4	2	0	2	3	7	0	
Bolton	0	0	0.00	2	0	0	0	0	3.0	2	0	0	0	0	2	3	0	
Clemens	0	1	3.52	2	2	0	0	0	7.2	7	3	3	0	0	5	4	1	
Gray	0	0	2.70	2	0	0	0	0	3.1	4	2	1	0	0	1	2	0	
Harris	0	1	27.00	1	0	0	0	0	0.1	3	1	1	0	0	0	0	0	
Kiecker	0	0	1.59	1	1	0	0	0	5.2	6	1	1	0	1	1	2	0	
Lamp	0	0	108.00	1	0	0	0	0	0.1	2	4	4	0	0	2	0	0	
Murphy	0	0	13.50	1	0	0	0	0	0.2	2	1	1	0	0	1	0	0	
Reardon	0	0	9.00	1	0	0	0	0	2.0	3	2	2	0	1	1	0	0	
Red Sox	0	4	4.50	4	4	1	0	0	34.0	38	20	17	0	4	19	21	1	
Athletics	4	0	1.00	4	4	0	0	3	36.0	23	4	4	1	0	6	16	0	

RED SOX IN THE POSTSEASON, CONTINUED

1988 AMERICAN LEAGUE CHAMPIONSHIP SERIES

(Athletics 4, Red Sox 0)

GAME 1 at BOSTON (Day) Wednesday, October 5

							R	H	E
Oakland	0	0	0	1	0	0	1	0	2
Boston	0	0	0	0	0	0	1	0	6

Stewart, HONEYCUTT (7-W), Eckersley (8-SV) and Steinbach, Hassey (8)

HURST (L) and Gedman

HR—Canseco (1)

T—2:44; A—34,101

GAME 3 at OAKLAND (Day) Saturday, October 8

							R	H	E
Boston	3	2	0	0	0	0	1	0	6
Oakland	0	4	2	0	1	0	1	2	10

BODDICKER (L), Gardner (3), Stanley (8) and Gedman Welch, NELSON (2-W), Young (6), Plunk (7), Honeycutt (7), Eckersley (8-SV) and Hassey

HR—Greenwell (1), McGwire (1), Lansford (1), Hassey (1), Henderson (1)

T—3:14; A—49,261

GAME 2 at BOSTON (Night) Thursday, October 6

							R	H	E
Oakland	0	0	0	0	0	0	3	0	4
Boston	0	0	0	0	2	1	0	0	10

Davis, Cadaret (7), NELSON (7-W), Eckersley (9-SV) and Hassey Clemens, Stanley (8), SMITH (8-L) and Gedman

HR—Canseco (2), Gedman (1)

T—3:14; A—32,786

GAME 4 at OAKLAND (Day) Sunday, October 9

							R	H	E
Boston	0	0	0	0	1	0	0	0	1
Oakland	1	0	1	0	0	0	0	2	4

HURST (L), Smithson (5) and Gedman

STEWART (W), Honeycutt (8), Eckersley (9-SV) and Steinbach, Hassey (9)

HR—Canseco (3)

T—2:55; A—49,406

1988 ALCS STATISTICS

Batter	AVG	G	AB	R	H	2B	3B	HR	RBI	GW	SH	SF	HB	BB	SO	SB	CS	E	
Barrett	.067	4	15	2	1	0	0	0	0	0	1	0	0	1	0	0	0	0	
Benzinger	.091	4	11	0	1	0	0	0	0	0	0	0	0	1	3	0	0	0	
Boggs	.385	4	13	2	5	0	0	0	3	0	0	2	0	3	4	0	0	0	
Burks	.235	4	17	2	4	1	0	0	1	0	0	0	0	0	3	0	0	0	
Evans	.167	4	12	1	2	1	0	0	1	0	0	0	0	3	5	0	0	0	
Gedman	.357	4	14	1	5	0	0	1	1	0	0	0	0	2	1	0	0	0	
Greenwell	.214	4	14	2	3	1	0	1	3	0	0	0	0	3	0	0	0	0	
Owen	.000	1	0	0	0	0	0	0	0	0	0	0	0	1	0	0	0	0	
Parrish	.000	4	6	0	0	0	0	0	0	0	0	0	0	0	2	0	0	0	
Reed	.273	4	11	0	3	1	0	0	0	0	1	0	1	2	1	0	0	0	
Rice	.154	4	13	0	2	0	0	0	1	0	0	0	0	2	4	0	0	0	
Romero	.000	1	0	0	0	0	0	0	0	0	0	0	0	0	0	0	0	0	
Romine	.000	2	0	1	0	0	0	0	0	0	0	0	0	0	0	0	0	0	
Red Sox	.206	4	126	11	26	4	0	2	10	0	2	2	1	18	23	0	0	1	
Athletics	.299	4	137	20	41	8	0	7	20	4	0	1	0	10	35	1	3	3	
Pitcher			W	L	ERA	G	GS	CG	SHO	SV	IP	H	R	ER	HR	HB	BB	SO	WP
Boddicker			0	1	20.25	1	1	0	0	0	2.2	8	6	6	3	0	1	2	0
Clemens			0	0	3.86	1	1	0	0	0	7.0	6	3	3	1	0	0	8	1
Gardner			0	0	5.79	1	0	0	0	0	4.2	6	3	3	0	0	2	8	0
Hurst			0	2	2.77	2	2	1	0	0	13.0	10	4	4	2	0	5	12	0
Smith			0	1	8.10	2	0	0	0	0	3.1	6	3	3	0	0	1	4	0
Smithson			0	0	0.00	1	0	0	0	0	2.1	3	0	0	0	0	0	1	0
Stanley			0	0	9.00	2	0	0	0	0	1.0	2	1	1	1	0	1	0	0
Red Sox			0	4	5.29	4	4	1	0	0	34.0	41	20	20	7	0	10	35	1
Athletics			4	0	2.00	4	4	0	0	4	36.0	26	11	8	2	1	18	23	1

RED SOX IN THE POSTSEASON, CONTINUED

1986 AMERICAN LEAGUE CHAMPIONSHIP SERIES

(Red Sox 4, Angels 3)

GAME 1 at BOSTON (Night) Tuesday, October 7

							R	H	E
California	0	4	1	0	0	0	0	3	0
Boston	0	0	0	0	0	1	0	0	0

WITT (W) and Boone
CLEMENS (L), Sambito (8), Stanley (8) and Gedman
HR—None
T—2:52; A—32,993

GAME 3 at CALIFORNIA (Night) Friday, October 10

							R	H	E
Boston	0	1	0	0	0	0	0	2	0
California	0	0	0	0	0	1	3	1	x

BOYD (L), Sambito (7), Schiraldi (8) and Gedman
CANDELARIA (W), Moore (8-SV) and Boone
HR—Schofield (1), Pettis (1)
T—2:48; A—64,206

GAME 5 at CALIFORNIA (Day) Sunday, October 12

							R	H	E
Boston	0	2	0	0	0	0	0	4	0
California	0	0	1	0	0	2	0	1	0

Hurst, Stanley (7), Sambito (9), CRAWFORD (9-W), Schiraldi (11-SV) and Gedman
Witt, Lucas (9), MOORE (9-L), Finley (11) and Boone
HR—Baylor (1), Gedman (1), Henderson (1), Boone (1), Grich (1)
T—3:54; A—64,223

GAME 7 at BOSTON (Night) Wednesday, October 15

							R	H	E
California	0	0	0	0	0	0	0	1	0
Boston	0	3	0	4	0	0	1	0	x

CANDELARIA (L), Sutton (4), Moore (8) and Boone
CLEMENS (W), Schiraldi (8) and Gedman
HR—Rice (2), Evans (1)
T—2:39; A—33,001

GAME 2 at BOSTON (Day) Wednesday, October 8

							R	H	E
California	0	0	0	1	1	0	0	0	0
Boston	1	1	0	0	1	0	3	3	x

McCASKILL (L), Lucas (8), Corbett (8) and Boone
HURST (W) and Gedman
HR—Joyner (1), Rice (1)
T—2:47; A—32,786

GAME 4 at CALIFORNIA (Night) Saturday, October 11

							R	H	E
Boston	0	0	0	0	0	1	0	2	0
California	0	0	0	0	0	0	0	3	0

Clemens, SCHIRALDI (9-L) and Gedman
Sutton, Lucas (7), Ruhle (7), Finley (8), CORBETT (8-W) and Boone, Narron (10)
HR—DeCinces (1)
T—3:50; A—64,223

GAME 6 at BOSTON (Night) Tuesday, October 14

							R	H	E
California	2	0	0	0	0	0	1	1	0
Boston	2	0	5	0	1	0	2	0	x

McCASKILL (L), Lucas (3), Corbett (4), Finley (7) and Boone, Narron (8)
BOYD (W), Stanley (8) and Gedman
HR—Downing (1)
T—3:23; A—32,998

1986 ALCS STATISTICS

Batter	AVG	G	AB	R	H	2B	3B	HR	RBI	GW	SH	SF	HB	BB	SO	SB	CS	E
Armas	.125	5	16	1	2	1	0	0	0	0	0	0	0	0	2	0	0	0
Barrett	.367	7	30	4	11	2	0	0	5	1	1	0	0	2	2	0	0	0
Baylor	.346	7	26	6	9	3	0	1	2	0	0	0	2	4	5	0	0	0
Boggs	.233	7	30	3	7	1	1	0	2	0	1	0	0	4	1	0	0	2
Buckner	.214	7	28	3	6	1	0	0	3	0	0	1	0	0	2	0	0	0
Evans	.214	7	28	2	6	1	0	1	4	1	0	0	0	3	3	0	0	0
Gedman	.357	7	28	4	10	1	0	1	6	1	0	0	1	0	4	0	0	0
Greenwell	.500	2	2	0	1	0	0	0	0	0	0	0	0	0	0	0	0	0
Henderson	.111	5	9	3	1	0	0	1	4	1	0	1	0	2	2	0	0	0
Owen	.429	7	21	5	9	0	1	0	3	0	1	0	0	2	2	1	0	5
Rice	.161	7	31	8	5	1	0	2	6	0	0	0	0	1	8	0	0	0
Romero	.000	1	2	0	0	0	0	0	0	0	0	0	0	0	0	0	0	0
Stapleton	.667	4	3	2	2	0	0	0	0	0	0	0	0	1	0	0	0	0
Red Sox	.272	7	254	41	69	11	2	6	35	4	3	2	3	19	31	1	0	7
Angels	.277	7	256	30	71	11	0	7	29	3	4	2	4	20	44	1	4	8
Pitcher		W	L	ERA	G	GS	CG	SHO	SV	IP	H	R	ER	HR	HB	BB	SO	WP
Boyd		1	1	4.61	2	2	0	0	0	13.2	17	7	7	3	1	3	8	0
Clemens		1	1	4.37	3	3	0	0	0	22.2	22	12	11	1	2	7	17	0
Crawford		1	0	0.00	1	0	0	0	0	1.2	1	0	0	0	0	2	1	0
Hurst		1	0	2.40	2	2	1	0	0	15.0	18	5	4	3	0	1	8	0
Sambito		0	0	13.50	3	0	0	0	0	0.2	1	1	1	0	0	1	0	0
Schiraldi		0	1	1.50	4	0	0	0	1	6.0	5	2	1	0	1	3	9	0
Stanley		0	0	3.18	3	0	0	0	0	5.2	7	3	2	0	0	3	1	0
Red Sox		4	3	3.58	18	7	1	0	1	65.1	71	30	26	7	4	20	44	0
Angels		3	4	3.94	22	7	1	0	1	64.0	69	41	28	6	3	19	31	1

RED SOX IN THE POSTSEASON, CONTINUED

1986 WORLD SERIES

(Mets 4, Red Sox 3)

GAME 1 at NEW YORK (Night) Saturday, October 18

	R	H	E
Boston	0	0	0
New York	0	0	0

HURST (W), Schiraldi (9-SV) and Gedman
DARLING (L), McDowell (8) and Carter

HR—None
T—2:59; A—55,076

GAME 3 at BOSTON (Night) Tuesday, October 21

	R	H	E
New York	4	0	0
Boston	0	0	0

OJEDA (W), McDowell (2) and Carter
BOYD (L), Sambito (8), Stanley (8) and Gedman
HR—Dykstra (2)

T—2:58; A—33,595

GAME 5 at BOSTON (Night) Thursday, October 23

	R	H	E
New York	0	0	0
Boston	0	1	1

GOODEN (L), Fernandez (5) and Carter
HURST (W) and Gedman

HR—Teufel (1)
T—3:09; A—34,010

GAME 7 at NEW YORK (Night) Saturday, October 27

	R	H	E
Boston	0	3	0
New York	0	0	0

Hurst, SCHIRALDI (L-7), Sambito (7), Stanley (7), Nipper (8),
Crawford (8) and Gedman
Darling, Fernandez (4), MCDOWELL (W-7), Orosco (8-SV) and
Carter

HR—Gedman (2), Evans (3), Knight (1), Strawberry (3)
T—3:11; A—55,032

GAME 2 at NEW YORK (Night) Sunday, October 19

	R	H	E
Boston	0	0	3
New York	0	0	2

Clemens, CRAWFORD (5-W), Stanley (5-7) and Gedman
GOODEN (L), Aguilera (6), Orosco (7), Fernandez (9), Sisk (9)
and Carter

HR—Henderson (2), Evans (2)
T—3:36; A—55,063

GAME 4 at BOSTON (Night) Wednesday, October 22

	R	H	E
New York	0	0	0
Boston	0	0	0

DARLING (W), McDowell (8), Orosco (5-8) and Carter
NIPPER (L), Crawford (7), Stanley (9) and Gedman

HR—Dykstra (3), Carter 2 (2)
T—3:22; A—33,902

GAME 6 at NEW YORK (Night) Saturday, October 25

	R	H	E
Boston	1	1	0
New York	0	0	0

Clemens, SCHIRALDI (L-8), Stanley (10) and Gedman
Ojeda, McDowell (7), Orosco (8), AGUILERA (W-9) and Carter
HR—Henderson (3)

T—4:02; A—55,078

1986 WORLD SERIES STATISTICS

Batter	AVG	G	AB	R	H	2B	3B	HR	RBI	GW	SH	SF	HB	BB	SO	SB	CS	E
Armas	.000	1	1	0	0	0	0	0	0	0	0	0	0	0	1	0	0	0
Barrett	.433	7	30	1	13	2	0	0	4	0	0	0	0	5	2	0	0	0
Baylor	.182	4	11	1	2	1	0	0	1	0	0	0	1	1	3	0	0	0
Boggs	.290	7	31	3	9	3	0	0	3	1	0	0	0	4	2	0	0	0
Buckner	.188	7	32	2	6	0	0	0	1	0	0	0	1	0	3	0	0	1
Evans	.308	7	26	4	8	2	0	2	9	0	0	0	0	4	3	0	0	1
Gedman	.200	7	30	1	6	1	0	1	1	0	0	0	0	0	10	0	0	2
Greenwell	.000	4	3	0	0	0	0	0	0	0	0	0	0	1	2	0	0	0
Henderson	.400	7	25	6	10	1	1	2	5	0	0	1	1	2	6	0	0	0
Owen	.300	7	20	2	6	0	0	0	2	1	1	1	0	5	6	0	0	0
Rice	.333	7	27	6	9	1	1	0	0	0	0	0	0	6	9	0	0	0
Romero	.000	3	1	0	0	0	0	0	0	0	0	0	0	0	0	0	0	0
Stapleton	.000	3	1	0	0	0	0	0	0	0	0	0	0	0	0	0	0	0
Boyd	—	1	0	0	0	0	0	0	0	0	0	0	0	0	0	0	0	0
Clemens	.000	2	4	1	0	0	0	0	0	0	1	0	0	0	1	0	0	0
Crawford	.000	3	1	0	0	0	0	0	0	0	0	0	0	0	0	0	0	0
Hurst	.000	3	3	0	0	0	0	0	0	0	2	0	0	0	3	0	0	0
Nipper	—	2	0	0	0	0	0	0	0	0	0	0	0	0	0	0	0	0
Sambito	—	2	0	0	0	0	0	0	0	0	0	0	0	0	0	0	0	0
Schiraldi	.000	3	1	0	0	0	0	0	0	0	0	0	0	0	1	0	0	0
Stanley	.000	5	1	0	0	0	0	0	0	0	0	0	0	0	1	0	0	0
Red Sox	.278	7	248	27	69	11	2	5	26	2	4	2	3	28	53	0	0	4
Mets	.271	7	240	32	65	6	0	7	29	3	6	2	1	21	43	7	2	5

RED SOX IN THE POSTSEASON, CONTINUED

1986 WORLD SERIES STATISTICS (CONT.)

Pitcher	W	L	ERA	G	GS	CG	SHO	SV	IP	H	R	ER	HR	HB	BB	SO	WP
Boyd	0	1	7.71	1	1	0	0	0	7.0	9	6	6	1	0	1	3	0
Clemens	0	0	3.18	2	2	0	0	0	11.1	9	5	4	0	0	6	11	0
Crawford	1	0	6.23	3	0	0	0	0	4.1	5	3	3	2	1	0	4	0
Hurst	2	0	1.96	3	3	1	0	0	23.0	18	5	5	1	0	6	17	0
Nipper	0	1	7.11	2	1	0	0	0	6.1	10	5	5	2	0	2	2	0
Sambito	0	0	27.00	2	0	0	0	0	0.1	2	1	1	0	0	2	0	1
Schiraldi	0	2	13.50	3	0	0	0	1	4.0	7	7	6	1	0	3	2	1
Stanley	0	0	0.00	5	0	0	0	1	6.1	5	0	0	0	0	1	4	1
Red Sox	3	4	4.31	7	7	1	1	2	62.2	65	32	30	7	1	21	43	3
Mets	4	3	3.29	7	7	0	0	2	63.0	69	27	23	5	3	28	53	3

1975 AMERICAN LEAGUE CHAMPIONSHIP SERIES

(Red Sox 3, Athletics 0)

GAME 1 at BOSTON (Day) Saturday, October 4

	R	H	E
Oakland	0	0	0
Boston	2	0	0

HOLTZMAN (L), Todd (7), Lindblad (7), Bosman (7), Abbott (8)
 and Tenace
 TIAN (W) and Fisk
 HR—None
 T—2:40; A—35,578

GAME 2 at BOSTON (Day) Sunday, October 5

	R	H	E
Oakland	2	0	0
Boston	0	0	0

Blue, Todd (4), FINGERS (5-L) and Fosse, Tenace (7)
 Cleveland, MORET (6-W), Drago (7-SV) and Fisk
 HR—Jackson (1), Yastrzemski (1), Petrocelli (1)
 T—2:27; A—35,578

GAME 3 at OAKLAND (Night) Tuesday, October 7

	R	H	E
Boston	0	0	0
Oakland	0	0	0

WISE (W), Drago (8-SV) and Fisk
 HOLTZMAN (L), Todd (5), Lindblad (5) and Tenace
 HR—None
 T—2:30; A—49,358

1975 ALCS STATISTICS

Batter	AVG	G	AB	R	H	2B	3B	HR	RBI	GW	SH	SF	HB	BB	SO	SB	CS	E	
Beniquez	.250	3	12	2	3	0	0	0	1	0	1	0	0	0	1	2	0	0	
Burleson	.444	3	9	2	4	2	0	0	1	0	1	0	0	1	0	0	0	1	
Cooper	.400	3	10	0	4	2	0	0	1	0	1	0	0	0	2	0	0	1	
Doyle	.273	3	11	3	3	0	0	0	2	0	1	1	0	0	1	0	0	1	
Evans	.100	3	10	1	1	1	0	0	0	0	0	0	0	1	2	0	0	0	
Fisk	.417	3	12	4	5	1	0	0	2	1	0	0	0	0	2	1	0	0	
Lynn	.364	3	11	1	4	1	0	0	3	0	1	0	0	0	0	0	0	1	
Petrocelli	.167	3	12	1	2	0	0	1	2	1	0	0	0	0	3	0	0	0	
Yastrzemski	.455	3	11	4	5	1	0	1	2	0	0	0	0	1	1	0	0	0	
Red Sox	.316	3	98	18	31	8	0	2	14	2	5	1	0	3	12	3	0	4	
Athletics	.194	3	98	7	19	6	0	1	7	0	0	0	0	9	14	0	0	6	
Pitcher			W	L	ERA	G	GS	CG	SHO	SV	IP	H	R	ER	HR	HB	BB	SO	WP
Cleveland			0	0	5.40	1	1	0	0	0	5.0	7	3	3	1	0	1	2	0
Drago			0	0	0.00	2	0	0	0	2	4.2	2	0	0	0	0	1	2	1
Moret			1	0	0.00	1	0	0	0	0	1.0	1	0	0	0	0	1	0	0
Tiant			1	0	0.00	1	1	1	0	0	9.0	3	1	0	0	0	3	8	0
Wise			1	0	2.45	1	1	0	0	0	7.1	6	3	2	0	0	3	2	0
Red Sox			3	0	1.67	3	3	1	0	2	27.0	19	7	5	1	0	9	14	0
Athletics			0	3	4.32	3	3	0	0	0	25.0	31	18	12	2	0	3	12	1

RED SOX IN THE POSTSEASON, CONTINUED

1975 WORLD SERIES

(Reds 4, Red Sox 3)

GAME 1 at BOSTON (Day) Saturday, October 11

	R	H	E
Cincinnati	0	0	0
Boston	0	0	0

GULLETT (L), Carroll (7), McEnaney (7) and Bench
TIANT (W) and Fisk

HR—None

T—2:27; A—35,205

GAME 3 at CINCINNATI (Night) Tuesday, October 14

	R	H	E
Boston	0	1	0
Cincinnati	0	0	0

Wise, Burton (5), Cleveland (5), WILLOUGHBY (7-L), Moret (10) and Fisk

Nolan, Darcy (5), Carroll (7), McEnaney (7), EASTWICK (9-W) and Bench

HR—Fisk (1), Carbo (1), Evans (1), Bench (1), Concepcion (1), Geronimo (1)

T—3:03; A—55,392

GAME 5 at CINCINNATI (Night) Thursday, October 16

	R	H	E
Boston	1	0	0
Cincinnati	0	0	0

CLEVELAND (L), Willoughby (6), Pole (8), Segui (8) and Fisk
GULLETT (W), Eastwick (9-SV) and Bench

HR—Perez 2 (2)

T—2:23; A—56,393

GAME 7 at BOSTON (Night) Wednesday, October 22

	R	H	E
Cincinnati	0	0	0
Boston	0	0	0

Gullett, Billingham (5), CARROLL (7-W), McEnaney (9-SV) and Bench
Lee, Moret (7), Willoughby (7), BURTON (9-L), Cleveland (9) and Fisk

HR—Perez (3)

T—2:52; A—35,205

GAME 2 at BOSTON (Day) Sunday, October 12

	R	H	E
Cincinnati	0	0	0
Boston	1	0	0

Billingham, Borbon (6), McEnaney (7), EASTWICK (9-W) and Bench
Lee, DRAGO (9-L) and Fisk

HR—None

T—2:38; A—35,205

GAME 4 at CINCINNATI (Night) Wednesday, October 15

	R	H	E
Boston	0	0	0
Cincinnati	2	0	0

TIANT (W) and Fisk

NORMAN (L), Borbon (4), Carroll (5), Eastwick (7) and Bench
HR—None

T—2:52; A—55,667

GAME 6 at BOSTON (Night) Tuesday, October 21

	R	H	E
Cincinnati	0	0	0
Boston	3	0	0

Nolan, Norman (3), Billingham (3), Carroll (5), Borbon (6),
Eastwick (8), McEnaney (9), DARCY (10-L) and Bench

Tiant, Moret (8), Drago (9), WISE (12-W) and Fisk

HR—Lynn (1), Geronimo (2), Carbo (2), Fisk (2)

T—4:01; A—35,205

1975 WORLD SERIES STATISTICS

Batter	AVG	G	AB	R	H	2B	3B	HR	RBI	GW	SH	SF	BB	SO	SB	CS	E
Beniquez	.125	3	8	0	1	0	0	0	1	0	0	0	1	1	0	0	0
Burleson	.292	7	24	1	7	1	0	0	2	1	0	0	0	4	2	0	1
Carbo	.429	4	7	3	3	1	0	2	4	0	0	0	0	1	1	0	0
Cleveland	.000	3	2	0	0	0	0	0	0	0	0	0	0	0	2	0	0
Cooper	.053	5	19	0	1	1	0	0	1	0	0	1	0	0	3	0	0
Doyle	.267	7	30	3	8	1	1	0	0	1	0	0	0	2	1	0	3
Evans	.292	7	24	3	7	1	1	1	5	0	1	0	1	3	4	0	1
Fisk	.240	7	25	5	6	0	0	2	4	1	0	0	0	7	7	0	2
Griffin	.000	1	1	0	0	0	0	0	0	0	0	0	0	0	0	0	0
Lee	.167	2	6	0	1	0	0	0	0	0	0	0	0	0	3	0	0
Lynn	.280	7	25	3	7	1	0	1	5	0	0	1	0	3	5	0	0
Miller	.000	3	2	0	0	0	0	0	0	0	0	0	0	0	0	0	0
Montgomery	.000	1	1	0	0	0	0	0	0	0	0	0	0	0	0	0	0
Petrocelli	.308	7	26	3	8	1	0	0	4	0	0	0	0	3	6	0	0
Tiant	.250	3	8	2	2	0	0	0	0	0	1	0	0	2	4	0	0
Willoughby	---	3	0	0	0	0	0	0	0	0	1	0	0	0	0	0	0
Wise	.000	2	2	0	0	0	0	0	0	0	0	0	0	0	0	0	0
Yastrzemski	.310	7	29	7	9	0	0	0	4	1	0	1	0	4	1	0	0
Red Sox	.251	7	239	30	60	7	2	6	30	3	4	3	1	30	40	0	2
Reds	.242	7	244	29	59	9	3	7	29	4	2	2	2	25	30	9	2

RED SOX IN THE POSTSEASON, CONTINUED

1975 WORLD SERIES STATISTICS (CONT.)

Pitcher	W	L	ERA	G	GS	CG	SHO	SV	IP	H	R	ER	HR	HB	BB	SO	WP
Burton	0	1	9.00	2	0	0	0	0	1.0	1	1	1	0	0	3	0	0
Cleveland	0	1	6.75	3	1	0	0	0	6.2	7	5	5	2	0	3	5	0
Drago	0	1	2.25	2	0	0	0	0	4.0	3	1	1	0	1	1	1	0
Lee	0	0	3.14	2	2	0	0	0	14.1	12	5	5	1	0	3	7	0
Moret	0	0	0.00	3	0	0	0	0	1.2	2	0	0	0	0	3	1	0
Pole	0	0	---	1	0	0	0	0	0.0	0	1	1	0	0	2	0	0
Segui	0	0	0.00	1	0	0	0	0	1.0	0	0	0	0	0	0	0	0
Tiant	2	0	3.60	3	3	2	1	0	25.0	25	10	10	1	0	8	12	0
Willoughby	0	1	0.00	3	0	0	0	0	6.1	3	1	0	0	1	0	2	0
Wise	1	0	8.44	2	1	0	0	0	5.1	6	5	5	3	0	2	2	0
Red Sox	3	4	3.86	7	7	2	1	0	65.1	59	29	28	7	2	25	30	0
Reds	4	3	3.88	7	7	0	0	2	65.0	60	30	28	6	1	30	40	3

1967 WORLD SERIES

(Cardinals 4, Red Sox 3)

GAME 1 at BOSTON (Day) Wednesday, October 4

									R	H	E	
St. Louis	0	0	1	0	0	0	1	0	0	2	10	0
Boston	0	0	1	0	0	0	0	0	0	1	6	0

B. GIBSON (W) and McCarver
SANTIAGO (L), Wyatt (8) and R. Gibson, Howard (9)
HR—Santiago (1)
T—2:22; A—34,796

GAME 3 at ST. LOUIS (Day) Saturday, October 7

										R	H	E
Boston	0	0	0	0	0	1	1	0	0	2	7	1
St. Louis	1	2	0	0	0	1	0	1	x	5	10	0

BELL (L), Waslewski (3), Stange (6), Osinski (8) and Howard
BRILES (W) and McCarver
HR—Shannon (1), Smith (1)
T—2:15; A—54,575

GAME 5 at ST. LOUIS (Day) Monday, October 9

									R	H	E	
Boston	0	0	1	0	0	0	0	0	2	3	6	1
St. Louis	0	0	0	0	0	0	0	0	1	1	3	2

LONBORG (W) and Howard
CARLTON (L), Washburn (7), Willis (9), Lamabe (9) and McCarver
HR—Maris (1)
T—2:20; A—54,575

GAME 7 at BOSTON (Day) Thursday, October 12

									R	H	E	
St. Louis	0	0	2	0	2	3	0	0	0	7	10	1
Boston	0	0	0	0	1	0	0	1	0	2	3	1

B. GIBSON (W) and McCarver
LONBORG (L), Santiago (7), Morehead (9), Osinski (9), Brett (9)
and Howard, R. Gibson (9)
HR—B. Gibson (1), Javier (1)
T—2:23; A—35,188

GAME 2 at BOSTON (Day) Thursday, October 5

									R	H	E	
St. Louis	0	0	0	0	0	0	0	0	0	1	1	
Boston	0	0	0	1	0	1	3	0	x	5	9	0

HUGHES(L), Willis (6), Hoerner (7), Lamabe (7) and McCarver
LONBORG (W) and Howard
HR—Yastrzemski 2 (2)
T—2:24; A—35,188

GAME 4 at ST. LOUIS (Day) Sunday, October 8

									R	H	E
Boston	0	0	0	0	0	0	0	0	0	5	0
St. Louis	4	0	2	0	0	0	0	0	x	6	9

SANTIAGO (L), Bell (1), Stephenson (3), Morehead (5), Brett (8)
and Howard, Ryan (5)
B. GIBSON (W) and McCarver
HR—None
T—2:05; A—54,575

GAME 6 at BOSTON (Day) Wednesday, October 11

									R	H	E	
St. Louis	0	0	2	0	0	0	2	0	0	4	8	0
Boston	0	1	0	3	0	0	4	0	x	8	12	1

Hughes, Willis (4), Briles (5), LAMABE (7-L), Hoerner (7), Jaster (7),
Washburn (7), Woodeshick (8) and McCarver
Waslewski, WYATT (6-W), Bell (8-SV) and Howard
HR—Petrocelli 2 (2), Yastrzemski (3), Smith (2), Brock (1)
T—2:48; A—35,188

RED SOX IN THE POSTSEASON, CONTINUED

1967 WORLD SERIES STATISTICS

Batter	AVG	G	AB	R	H	2B	3B	HR	RBI	GW	SH	SF	HB	BB	SO	SB	CS	E
Adair	.125	5	16	0	2	0	0	0	1	0	0	1	0	0	3	1	0	0
Andrews	.308	5	13	2	4	0	0	0	1	0	2	0	0	0	1	0	0	0
Foy	.133	6	15	2	2	1	0	0	1	1	1	0	0	1	5	0	0	1
Gibson	.000	2	2	0	0	0	0	0	0	0	0	0	0	0	2	0	0	0
Harrelson	.077	4	13	0	1	0	0	0	1	1	0	0	0	1	3	0	0	0
Howard	.111	7	18	0	2	0	0	0	1	0	1	0	0	1	2	0	0	0
Jones	.389	6	18	2	7	0	0	0	1	0	0	0	0	1	3	0	0	0
Lonborg	.000	3	9	0	0	0	0	0	0	0	0	0	0	0	7	0	0	0
Petrocelli	.200	7	20	3	4	1	0	2	3	0	0	1	0	3	8	0	1	2
Ryan	.000	1	2	0	0	0	0	0	0	0	0	0	0	0	1	0	0	0
Santiago	.500	3	2	1	1	0	0	1	1	0	0	0	0	0	1	0	0	0
Scott	.231	7	26	3	6	1	1	0	0	0	0	0	0	3	6	0	0	0
Siebern	.333	3	3	0	1	0	0	0	1	0	0	0	0	0	0	0	0	0
Smith	.250	7	24	3	6	1	0	2	3	0	0	0	0	2	2	0	1	0
Tartabull	.154	7	13	1	2	0	0	0	0	0	0	0	0	1	2	0	0	0
Thomas	.000	2	2	0	0	0	0	0	0	0	0	0	0	0	1	0	0	0
Waslewski	.000	2	1	0	0	0	0	0	0	0	0	0	1	0	1	0	0	0
Yastrzemski	.400	7	25	4	10	2	0	3	5	1	0	0	1	4	1	0	1	0
Red Sox	.216	7	222	21	48	6	1	8	19	3	4	2	2	17	49	1	3	4
Cardinals	.223	7	229	25	51	11	2	5	24	4	0	2	0	17	30	7	1	4

Pitcher	W	L	ERA	G	GS	CG	SHO	SV	IP	H	R	ER	HR	HB	BB	SO	WP
Bell	0	1	5.06	3	1	0	0	1	5.1	8	3	3	1	0	1	1	0
Brett	0	0	0.00	2	0	0	0	0	1.1	0	0	0	0	0	1	1	0
Lonborg	2	1	2.63	3	3	2	1	0	24.0	14	8	7	3	0	2	11	1
Morehead	0	0	0.00	2	0	0	0	0	3.0	0	0	0	0	0	4	3	0
Osinski	0	0	6.75	2	0	0	0	0	1.1	2	1	1	0	0	0	0	0
Santiago	0	2	5.59	3	2	0	0	0	9.2	16	6	6	0	0	3	6	0
Stange	0	0	0.00	1	0	0	0	0	2.0	3	1	0	0	0	0	0	0
Stephenson	0	0	9.00	1	0	0	0	0	2.0	3	2	2	0	0	1	0	1
Waslewski	0	0	2.16	2	1	0	0	0	8.1	4	2	2	0	0	2	7	0
Wyatt	1	0	4.91	2	0	0	0	0	3.2	1	2	2	1	0	3	1	0
Red Sox	3	4	3.39	7	7	2	1	1	61.0	51	25	23	5	0	17	30	2
Cardinals	4	3	2.66	7	7	4	1	0	61.0	48	21	18	8	2	17	49	2

1946 WORLD SERIES

(Cardinals 4, Red Sox 3)

GAME 1 at ST. LOUIS (Day) Sunday, October 6

										R	H	E
Boston	0	1	0	0	0	0	1	1		3	9	2
St. Louis	0	0	0	0	1	0	1	0		2	7	0
Hughson, JOHNSON (9-W) and H. Wagner, Partee (9)												
POLLET (L) and Garagiola												
HR—York (1)												
T—2:39; A—36,218												

GAME 3 at BOSTON (Day) Wednesday, October 9

										R	H	E
St. Louis	0	0	0	0	0	0	0	0		0	6	1
Boston	3	0	0	0	0	0	0	1	x	4	8	0
DICKSON (L), Wilks (8) and Garagiola												
FERRISS (W) and H. Wagner												
HR—York (2)												
T—1:54; A—34,500												

GAME 2 at ST. LOUIS (Day) Monday, October 7

										R	H	E
Boston	0	0	0	0	0	0	0	0		0	4	1
St. Louis	0	0	1	0	2	0	0	0	x	3	6	0
HARRIS (L), Dobson (8) and Partee, H. Wagner (6)												
BRECHEN (W) and Rice												
HR—None												
T—1:56; A—35,815												

GAME 4 at BOSTON (Day) Thursday, October 10

										R	H	E
St. Louis	0	3	3	0	1	0	1	0		12	20	1
Boston	0	0	0	1	0	0	0	2	0	3	9	4
MUNGER (W) and Garagiola												
HUGHSON (L), Bagby (3), Zuber (6), Brown (8), Ryba (9),												
Dreisewerd (9) and H. Wagner												
HR—Slaughter (1), Doerr (1)												
T—2:31; A—35,645												

RED SOX IN THE POSTSEASON, CONTINUED

1946 WORLD SERIES (CONT.)

GAME 5 at BOSTON (Day) Friday, October 11

	R	H	E
St. Louis	0	1	0
Boston	1	1	0

Pollet, BRAZLE (L), Beazley (8) and Garagiola
DOBSON (W) and Partee
HR—Culberson (1)
T—2:23; A—35,982

GAME 6 at ST. LOUIS (Day) Sunday, October 13

	R	H	E
Boston	0	0	0
St. Louis	0	0	3

HARRIS (L), Hughson (3), Johnson (8) and Partee
BRECHEEN (W) and Rice
HR—None
T—1:56; A—35,768

GAME 7 at ST. LOUIS (Day) Tuesday, October 15

	R	H	E
Boston	1	0	0
St. Louis	0	1	0

Ferriss, Dobson (5), KLINGER (8-L), Johnson (8) and H. Wagner,
Partee (8)
Dickson, BRECHEEN (8-W) and Garagiola, Rice (8)
HR—None
T—2:17; A—36,143

1946 WORLD SERIES STATISTICS

Batter	AVG	G	AB	R	H	2B	3B	HR	RBI	GW	SH	SF	HB	BB	SO	SB	CS	E	
Bagby Jr.	.000	1	1	0	0	0	0	0	0	0	0	0	0	0	0	0	0	0	
Campbell	---	1	0	0	0	0	0	0	0	0	0	0	0	0	0	0	0	0	
Culberson	.222	5	9	1	2	0	0	1	1	0	0	0	0	1	2	1	0	0	
DiMaggio	.259	7	27	2	7	3	0	0	3	0	1	0	0	2	2	0	0	0	
Dobson	.000	3	3	0	0	0	0	0	0	0	1	0	0	0	2	0	0	0	
Doerr	.409	6	22	1	9	1	0	1	3	0	0	0	0	2	2	0	0	0	
Ferriss	.000	2	6	0	0	0	0	0	0	0	0	0	0	0	1	0	0	0	
Gutteridge	.400	3	5	1	2	0	0	0	1	1	0	0	0	0	0	0	0	0	
Harris	.333	2	3	0	1	0	0	0	0	0	0	0	0	0	1	0	0	0	
Higgins	.208	7	24	1	5	1	0	0	2	0	0	0	0	2	0	0	0	2	
Hughson	.333	3	3	0	1	0	0	0	0	0	0	0	0	1	0	0	0	1	
Johnson	.000	3	1	0	0	0	0	0	0	0	0	0	0	0	0	0	0	0	
McBride	.167	5	12	0	2	0	0	0	1	0	0	0	0	0	1	0	0	1	
Metkovich	.500	2	2	1	1	1	0	0	0	0	0	0	0	0	0	0	0	0	
Moses	.417	4	12	1	5	0	0	0	0	0	0	0	0	1	2	0	0	0	
Partee	.100	5	10	1	1	0	0	0	1	0	0	0	0	1	2	0	0	0	
Pesky	.233	7	30	2	7	0	0	0	0	0	0	0	0	1	3	1	1	4	
Russell	1.000	2	2	1	2	0	0	0	0	0	0	0	0	0	0	0	0	0	
Wagner	.000	5	13	0	0	0	0	0	0	0	1	0	0	0	1	0	0	0	
Williams	.200	7	25	2	5	0	0	0	1	0	0	0	0	5	5	0	0	0	
York	.261	7	23	6	6	1	1	2	5	2	0	0	1	6	4	0	0	1	
Red Sox	.240	7	233	20	56	7	1	4	18	3	3	0	1	22	28	2	1	10	
Cardinals	.259	7	232	28	60	19	2	1	27	4	8	0	2	19	30	3	3	4	
Pitcher			W	L	ERA	G	GS	CG	SHO	SV	IP	H	R	ER	HR	HB	BB	SO	WP
Bagby Jr.			0	0	3.00	1	0	0	0	0	3.0	6	1	1	0	0	1	1	0
Brown			0	0	27.00	1	0	0	0	0	1.0	4	3	3	0	0	1	0	0
Dobson			1	0	0.00	3	1	1	0	0	12.2	4	3	0	0	1	3	10	0
Dreisewerd			0	0	0.00	1	0	0	0	0	0.1	0	0	0	0	0	0	0	0
Ferriss			1	0	2.03	2	2	1	1	0	13.1	13	3	3	0	0	2	4	0
Harris			0	2	3.72	2	2	0	0	0	9.2	11	6	4	0	0	4	5	0
Hughson			0	1	3.14	3	2	0	0	0	14.1	14	8	5	1	1	3	8	0
Johnson			1	0	2.70	3	0	0	0	0	3.1	1	1	1	0	0	2	1	0
Klinger			0	1	13.50	1	0	0	0	0	0.2	2	1	1	0	0	1	0	0
Ryba			0	0	13.50	1	0	0	0	0	0.2	2	1	1	0	0	1	0	0
Zuber			0	0	4.50	1	0	0	0	0	2.0	3	1	1	0	0	1	1	0
Red Sox			3	4	2.95	7	7	2	1	0	61.0	60	28	20	1	2	19	30	0
Cardinals			4	3	2.32	7	7	4	1	0	62.0	56	20	16	4	1	22	28	1

RED SOX IN THE POSTSEASON, CONTINUED

1918 WORLD SERIES

(Red Sox 4, Cubs 2)

GAME 1 at CHICAGO (Day) Thursday, September 5

	R	H	E
Boston	0	1	5
Chicago	0	0	6

RUTH (W) and Agnew
VAUGHN (L) and Killefer
HR—None
T—1:50; A—19,274

GAME 3 at CHICAGO (Day) Saturday, September 7

								R	H	E	
Boston	0	0	0	2	0	0	0	0	2	7	0
Chicago	0	0	0	0	1	0	0	0	1	7	1

MAYS (W) and Schang
VAUGHN (L) and Killefer
HR—None
T—1:57 A—27,054

GAME 5 at BOSTON (Day) Tuesday, September 10

									R	H	E	
Chicago	0	0	1	0	0	0	0	2	0	3	7	0
Boston	0	0	0	0	0	0	0	0	0	0	5	0

VAUGHN (W) and Killefer
JONES (L) and Agnew, Schang (9)
HR—None
T—1:42; A—24,694

GAME 2 at CHICAGO (Day) Friday, September 6

									R	H	E
Boston	0	0	0	0	0	0	0	1	1	6	1
Chicago	0	3	0	0	0	0	0	x	3	7	0

BUSH (L) and Agnew, Schang (8)
TYLER (W) and Killefer
HR—None
T—1:58; A—20,040

GAME 4 at BOSTON (Day) Monday, September 9

								R	H	E		
Chicago	0	0	0	0	0	0	2	0	2	7	1	
Boston	0	0	0	2	0	0	0	1	x	3	4	0

Tyler, DOUGLAS (8-L) and Killefer
RUTH (W), Bush (9-SV) and Agnew, Schang (8)
HR—None
T—1:50; A—22,183

GAME 6 at BOSTON (Day) Wednesday, September 11

								R	H	E
Chicago	0	0	0	1	0	0	0	0	0	3
Boston	0	0	2	0	0	0	0	0	x	5

TYLER (L), Hendrix (8) and Killefer, O'Farrell (8)
MAYS (W) and Schang
HR—None
T—1:46; A—15,238

1918 WORLD SERIES STATISTICS

Batter	AVG	G	AB	R	H	2B	3B	HR	RBI	GW	SH	SF	HB	BB	SO	SB	CS	E
Agnew	.000	4	9	0	0	0	0	0	0	0	0	0	0	0	0	0	0	0
Bush	.000	2	2	0	0	0	0	0	0	0	0	0	0	1	0	0	0	0
Dubuc	.000	1	1	0	0	0	0	0	0	0	0	0	0	0	1	0	0	0
Hooper	.200	6	20	0	4	0	0	0	0	0	2	0	0	2	2	0	2	0
Jones	.000	1	1	0	0	0	0	0	0	0	0	0	0	1	0	0	0	0
Mays	.200	2	5	1	1	0	0	0	0	0	0	0	0	1	0	0	0	0
McInnis	.250	6	20	2	5	0	0	0	1	1	1	0	0	1	1	0	0	0
Miller	.000	1	1	0	0	0	0	0	0	0	0	0	0	0	0	0	0	0
Ruth	.200	3	5	0	1	0	1	0	2	0	1	0	0	0	2	0	0	0
Schang	.444	5	9	1	4	0	0	0	1	1	0	0	0	2	3	1	1	0
Scott	.100	6	20	0	2	0	0	0	1	0	1	0	0	1	1	0	0	0
Shean	.211	6	19	2	4	1	0	0	0	0	1	0	0	4	3	1	0	0
Strunk	.174	6	23	1	4	1	1	0	0	0	1	0	0	0	5	0	1	0
Thomas	.118	6	17	0	2	0	0	0	0	0	1	0	0	1	2	0	0	0
Whiteman	.250	6	20	2	5	0	1	0	1	0	0	0	1	2	1	1	0	1
Red Sox	.186	6	172	9	32	2	3	0	6	2	8	0	1	16	21	3	4	1
Cubs	.210	6	176	10	37	5	1	0	10	2	4	0	2	18	14	3	5	5

Pitcher	W	L	ERA	G	GS	CG	SHO	SV	IP	H	R	ER	HR	HB	BB	SO	WP
Bush	0	1	3.00	2	1	1	0	1	9.0	7	3	3	0	0	3	0	0
Jones	0	1	3.00	1	1	1	0	0	9.0	7	3	3	0	0	5	5	0
Mays	2	0	1.00	2	2	2	0	0	18.0	10	2	2	0	1	3	5	0
Ruth	2	0	1.06	2	2	1	1	0	17.0	13	2	2	0	1	7	4	1
Red Sox	4	2	1.70	6	6	5	1	1	53.0	37	10	10	0	2	18	14	1
Cubs	2	4	1.04	6	6	4	1	0	52.0	32	9	6	0	1	16	21	0

RED SOX IN THE POSTSEASON, CONTINUED

1916 WORLD SERIES

(Red Sox 4, Brooklyn Robins 1)

GAME 1 at BOSTON, Braves Field (Day) Saturday, October 7

										R	H	E
Brooklyn	0	0	0	1	0	0	0	4		5	10	4
Boston	0	0	1	0	1	0	3	1	x	6	8	1

MARQUARD (L), Pfeffer (8) and Meyers
SHORE (W), Mays (9) and Cady, Thomas (9)
HR—None
T—2:16; A—36,117

GAME 3 at BROOKLYN (Day) Tuesday, October 10

										R	H	E
Boston	0	0	0	0	0	2	1	0	0	3	7	1
Brooklyn	0	0	1	1	2	0	0	0	x	4	10	0

MAYS (L), Foster (6) and Thomas
COOMBS (W), Pfeffer (7) and Miller
HR—Gardner (1)
T—2:01; A—21,087

GAME 5 at BOSTON, Braves Field (Day) Thursday, October 12

										R	H	E
Brooklyn	0	1	0	0	0	0	0	0	0	1	3	3
Boston	0	1	2	0	1	0	0	0	x	4	7	2

PFEFFER (L), Dell (8) and Meyers
SHORE (W) and Cady
HR—None
T—1:43; A—42,620

GAME 2 at BOSTON, Braves Field (Day) Monday, October 9

											R	H	E
Brooklyn	1	0	0	0	0	0	0	0	0	0	1	6	2
Boston	0	0	1	0	0	0	0	0	0	0	2	7	1

S.SMITH (L) and Meyers
RUTH (W) and Thomas
HR—Myers (1)
T—2:32; A—41,373

GAME 4 at BROOKLYN (Day) Wednesday, October 11

										R	H	E
Boston	0	3	0	1	1	0	1	0	0	6	10	1
Brooklyn	2	0	0	0	0	0	0	0	0	2	5	4

LEONARD (W) and Carrigan
MARQUARD (L), Cheney (5), Rucker (8) and Meyers
HR—Gardner (2)
T—2:30; A—21,662

1916 WORLD SERIES STATISTICS

Batter	AVG	G	AB	R	H	2B	3B	HR	RBI	GW	SH	SF	HB	BB	SO	SB	CS	E	
Cady	.250	2	4	1	1	0	0	0	0	0	0	0	0	3	0	0	0	0	
Carrigan	.667	1	3	0	2	0	0	0	1	0	1	0	0	0	1	0	1	0	
Foster	.000	1	1	0	0	0	0	0	0	0	0	0	0	0	1	0	0	0	
Gainer	1.000	1	1	0	1	0	0	0	1	1	0	0	0	0	0	0	0	0	
Gardner	.176	5	17	2	3	0	0	2	6	1	1	1	0	0	2	0	0	2	
Henriksen	---	1	0	1	0	0	0	0	0	0	0	0	0	1	0	0	0	0	
Hoblitzell	.235	5	17	3	4	1	1	0	2	0	0	0	0	6	0	0	0	0	
Hooper	.333	5	21	6	7	1	1	0	1	0	0	0	0	3	1	1	2	0	
Janvrin	.217	5	23	2	5	3	0	0	1	0	1	0	0	0	6	0	1	2	
Leonard	.000	1	3	0	0	0	0	0	0	0	0	0	0	1	3	0	0	0	
Lewis	.353	5	17	3	6	2	1	0	1	0	4	0	0	2	1	0	0	0	
Mays	.000	2	1	0	0	0	0	0	0	0	0	0	0	0	1	0	0	0	
McNally	---	1	0	1	0	0	0	0	0	0	0	0	0	0	0	0	0	0	
Ruth	.000	1	5	0	0	0	0	0	1	0	0	0	0	0	2	0	0	0	
Scott	.125	5	16	1	2	0	1	0	1	0	1	1	0	1	1	0	0	2	
Shore	.000	2	7	0	0	0	0	0	0	0	0	0	0	0	2	0	0	0	
Shorten	.571	2	7	0	4	0	0	0	2	0	1	0	0	0	1	0	2	0	
Thomas	.143	3	7	0	1	0	1	0	0	0	1	0	0	0	1	0	0	0	
Walker	.273	3	11	1	3	0	1	0	1	1	0	0	0	1	2	0	1	0	
Walsh	.000	1	3	0	0	0	0	0	0	0	0	0	0	0	0	0	0	0	
Red Sox	.238	5	164	21	39	7	6	2	18	3	10	2	0	18	25	1	7	6	
Robins	.200	5	170	13	34	2	5	1	11	1	6	0	2	14	19	1	3	13	
Pitcher			W	L	ERA	G	GS	CG	SHO	SV	IP	H	R	ER	HR	HB	BB	SO	WP
Foster			0	0	0.00	1	0	0	0	0	3.0	3	0	0	0	0	0	1	0
Leonard			1	0	1.00	1	1	1	0	0	9.0	5	2	1	0	0	4	3	1
Mays			0	1	5.06	2	1	0	0	1	5.1	8	4	3	0	1	3	2	0
Ruth			1	0	0.64	1	1	1	0	0	14.0	6	1	1	1	0	3	4	0
Shore			2	0	1.53	2	2	1	0	0	17.2	12	6	3	0	1	4	9	0
Red Sox			4	1	1.47	5	5	3	0	1	49.0	34	13	8	1	2	14	19	1
Robins			1	4	2.85	5	5	1	0	1	47.1	39	21	15	2	0	18	25	2

RED SOX IN THE POSTSEASON, CONTINUED

1915 WORLD SERIES

(Red Sox 4, Phillies 1)

GAME 1 at PHILADELPHIA (Day) Friday, October 8

								R	H	E
Boston	0	0	0	0	0	0	1	0	8	1
Philadelphia	0	0	0	1	0	0	2	x	3	5

SHORE (L) and Cady
ALEXANDER (W) and Burns
HR—None
T—1:58; A—19,343

GAME 2 at PHILADELPHIA (Day) Saturday, October 9

								R	H	E
Boston	1	0	0	0	0	0	0	1	2	10
Philadelphia	0	0	0	0	1	0	0	0	1	3

FOSTER (W) and Thomas, Cady (7)
MAYER (L) and Burns
HR—None
T—2:05; A—20,306

GAME 3 at BOSTON, Braves Field (Day) Monday, October 11

								R	H	E
Philadelphia	0	0	1	0	0	0	0	0	1	3
Boston	0	0	0	1	0	0	0	0	1	6

ALEXANDER (L) and Burns
LEONARD (W) and Carrigan
HR—None
T—1:48; A—42,300

GAME 4 at BOSTON, Braves Field (Day) Tuesday, October 12

								R	H	E
Philadelphia	0	0	0	0	0	0	0	1	1	7
Boston	0	0	1	0	0	1	0	0	x	8

CHALMERS (L) and Burns
SHORE (W) and Cady
HR—None
T—2:05; A—41,096

GAME 5 at PHILADELPHIA (Day) Wednesday, October 13

								R	H	E
Boston	0	1	1	0	0	0	0	2	1	5
Philadelphia	2	0	0	2	0	0	0	0	0	9

FOSTER (W) and Thomas, Cady (6)
Mayer, RIXEY (3-L) and Burns
HR—Hooper 2 (2), Lewis (1), Luderus (1)
T—2:15; A—20,306

1915 WORLD SERIES STATISTICS

Batter	AVG	G	AB	R	H	2B	3B	HR	RBI	GW	SH	SF	HB	BB	SO	SB	CS	E	
Barry	.176	5	17	1	3	0	0	0	1	0	0	0	0	1	2	0	0	1	
Cady	.333	4	6	0	2	0	0	0	0	0	1	0	0	1	2	0	0	0	
Carrigan	.000	1	2	0	0	0	0	0	0	0	0	0	0	1	1	0	0	0	
Foster	.500	2	8	0	4	1	0	0	1	1	0	0	0	0	2	0	0	0	
Gainer	.333	1	3	1	1	0	0	0	0	0	0	0	0	0	0	0	0	0	
Gardner	.235	5	17	2	4	0	1	0	0	0	1	0	0	1	0	0	0	0	
Henriksen	.000	2	2	0	0	0	0	0	0	0	0	0	0	0	0	0	0	0	
Hoblitzell	.313	5	16	1	5	0	0	0	1	0	0	1	0	0	1	1	1	1	
Hooper	.350	5	20	4	7	0	0	2	3	2	0	0	1	2	4	0	0	1	
Janvrin	.000	1	1	0	0	0	0	0	0	0	0	0	0	0	0	0	0	0	
Leonard	.000	1	3	0	0	0	0	0	0	0	0	0	0	0	2	0	0	0	
Lewis	.444	5	18	1	8	1	0	1	5	1	1	0	0	1	4	0	1	0	
Ruth	.000	1	1	0	0	0	0	0	0	0	0	0	0	0	0	0	0	0	
Scott	.056	5	18	0	1	0	0	0	0	0	2	0	0	0	3	0	0	0	
Shore	.200	2	5	0	1	0	0	0	0	0	1	0	0	0	3	0	0	1	
Speaker	.294	5	17	2	5	0	1	0	0	0	0	0	0	4	1	0	3	0	
Thomas	.200	2	5	0	1	0	0	0	0	0	0	0	0	0	0	0	0	0	
Red Sox	.264	5	159	12	42	2	2	3	11	4	6	1	1	11	25	1	5	4	
Phillies	.182	5	148	10	27	4	1	1	9	1	5	0	2	10	25	2	6	3	
Pitcher			W	L	ERA	G	GS	CG	SHO	SV	IP	H	R	ER	HR	HB	BB	SO	WP
Foster			2	0	2.00	2	2	2	0	0	18.0	12	5	4	1	2	2	13	0
Leonard			1	0	1.00	1	1	1	0	0	9.0	3	1	1	0	0	0	6	0
Shore			1	1	2.12	2	2	2	0	0	17.0	12	4	4	0	0	8	6	0
Red Sox			4	1	1.84	5	5	5	0	0	44.0	27	10	9	1	2	10	25	0
Phillies			1	4	2.27	5	5	4	0	0	43.2	42	12	11	3	1	11	25	0

RED SOX IN THE POSTSEASON, CONTINUED

1912 WORLD SERIES

(Red Sox 4, New York Giants 3)

GAME 1 at NEW YORK (Day) Tuesday, October 8

	R	H	E
Boston	0	0	0
New York	0	0	2

WOOD (W) and Cady
TESREAU (L), Crandall (8) and Meyers
HR—None
T—2:10; A—35,730

GAME 3 at BOSTON, Fenway Park (Day) Thursday, October 10

	R	H	E
New York	0	1	0
Boston	0	0	0

MARQUARD (W) and Meyers
O'BRIEN (L), Bedient (9) and Carrigan, Cady (9)
HR—None
T—2:16; A—34,624

GAME 5 at BOSTON, Fenway Park (Day) Saturday, October 12

	R	H	E
New York	0	0	0
Boston	0	0	2

MATHEWSON (L) and Meyers
BEDIENT (W) and Cady
HR—None
T—1:43; A—34,683

GAME 7 at BOSTON, Fenway Park (Day) Tuesday, October 15

	R	H	E
New York	6	1	0
Boston	0	1	0

TESREAU (W) and Meyers, Wilson (7)
WOOD (L), Hall (2) and Cady
HR—Doyle (1), Gardner (1)
T—2:21; A—32,694

GAME 2 at BOSTON, Fenway Park (Day) Wednesday, October 9

	R	H	E
New York	0	1	0
Boston	3	0	0

Mathewson and Meyers, Wilson (10)
Collins, Hall (8), Bedient (11) and Carrigan
HR—None
T—2:38; A—30,148 (Game called at end of 11th inning due to darkness)

GAME 4 at NEW YORK (Day) Friday, October 11

	R	H	E
Boston	0	1	0
New York	0	0	0

WOOD (W) and Cady
TESREAU (L), Ames (8) and Meyers
HR—None
T—2:06; A—36,502

GAME 6 at NEW YORK (Day) Monday, October 14

	R	H	E
Boston	0	2	0
New York	5	0	0

O'BRIEN (L), Collins (2) and Cady
MARQUARD (W) and Meyers
HR—None
T—1:58; A—30,622

GAME 8 at BOSTON, Fenway Park (Day) Wednesday, October 16

	R	H	E
New York	0	0	1
Boston	0	0	0

MATHEWSON (L) and Meyers
Bedient, WOOD (8-W) and Cady
HR—None
T—2:39; A—17,034

1912 WORLD SERIES STATISTICS

Batter	AVG	G	AB	R	H	2B	3B	HR	RBI	GW	SH	SF	HB	BB	SO	SB	CS	E
Ball	.000	1	1	0	0	0	0	0	0	0	0	0	0	0	1	0	0	0
Bedient	.000	4	6	0	0	0	0	0	0	0	0	0	0	0	0	0	0	0
Cady	.136	7	22	1	3	0	0	0	1	0	1	0	0	0	3	0	0	1
Carrigan	.000	2	7	0	0	0	0	0	0	0	0	0	0	0	0	0	0	0
Collins	.000	2	5	0	0	0	0	0	0	0	0	0	0	0	2	0	0	0
Engle	.333	3	3	1	1	1	0	0	2	0	0	0	0	0	0	0	0	0
Gardner	.179	8	28	4	5	2	1	1	5	1	2	1	1	2	5	0	0	4
Hall	.750	2	4	0	3	1	0	0	0	0	0	0	0	1	0	0	0	1
Henriksen	1.000	2	1	0	1	1	0	0	1	0	0	0	0	0	0	0	0	0
Hooper	.290	8	31	3	9	2	1	0	2	0	1	1	0	4	4	2	1	0
Lewis	.188	8	32	4	6	3	0	0	1	0	0	0	0	2	2	0	0	1
O'Brien	.000	2	2	0	0	0	0	0	0	0	0	0	0	0	2	0	0	0
Speaker	.300	8	30	4	9	1	2	0	2	0	0	0	0	4	2	1	1	2
Stahl	.250	8	32	3	8	2	0	0	2	0	1	0	0	0	6	2	2	1
Wagner	.167	8	30	1	5	1	0	0	0	0	0	0	0	3	6	1	0	3
Wood	.286	4	7	1	2	0	0	0	1	0	0	0	0	1	0	0	0	0
Yerkes	.250	8	32	3	8	0	2	0	4	2	1	0	0	2	3	0	0	1
Red Sox	.220	8	273	25	60	14	6	1	21	3	6	2	1	19	36	6	4	14
Giants	.270	8	274	31	74	14	4	1	25	2	4	3	3	22	39	12	10	16

RED SOX IN THE POSTSEASON, CONTINUED

1912 WORLD SERIES STATISTICS (CONT.)

Pitcher	W	L	ERA	G	GS	CG	SHO	SV	IP	H	R	ER	HR	HB	BB	SO	WP
Bedient	1	0	0.50	4	2	1	0	0	18.0	10	2	1	0	2	7	7	0
Collins	0	0	1.88	2	1	0	0	0	14.1	14	5	3	0	0	0	6	0
Hall	0	0	3.38	2	0	0	0	0	10.2	11	6	4	1	0	9	1	0
O'Brien	0	2	5.00	2	2	0	0	0	9.0	12	7	5	0	0	3	4	0
Wood	3	1	3.68	4	3	2	0	0	22.0	27	11	9	0	1	3	21	0
Red Sox	4	3	2.68	8	8	3	0	0	74.0	74	31	22	1	3	22	39	0
Giants	3	4	1.71	8	8	6	0	0	73.2	60	25	14	1	1	19	36	3

1903 WORLD SERIES

(Boston Americans 5, Pirates 3)

GAME 1

at BOSTON, Huntington Ave. Grounds (Day)
Thursday, October 1

							R	H	E
Pittsburg	4	0	1	1	0	0	1	0	0
Boston	0	0	0	0	0	0	2	0	1

PHILLIPPE (W) and Phelps
YOUNG (L) and Criger
HR—Sebring (1)
T—1:55; A—16,242

GAME 3

at BOSTON, Huntington Ave. Grounds (Day)
Saturday, October 3

							R	H	E
Pittsburg	0	1	2	0	0	0	0	1	0
Boston	0	0	0	1	0	0	0	1	0

PHILLIPPE (W) and Phelps
HUGHES (L), Young (3) and Criger
HR—None
T—1:50; A—18,801

GAME 5

at PITTSBURG (Day)
Wednesday, October 7

							R	H	E
Boston	0	0	0	0	0	6	4	1	0
Pittsburg	0	0	0	0	0	0	2	6	4

YOUNG (W) and Criger
KENNEDY (L), Thompson (8) and Phelps
HR—None
T—2:00; A—12,322

GAME 7

at PITTSBURG (Day)
Saturday, October 10

							R	H	E
Boston	2	0	0	2	0	2	0	1	0
Pittsburg	0	0	0	1	0	1	0	0	1

PHILLIPPE (L) and Phelps
YOUNG (W) and Criger
HR—None
T—1:45; A—17,038

GAME 2

at BOSTON, Huntington Ave. Grounds (Day)
Friday, October 2

							R	H	E
Pittsburg	0	0	0	0	0	0	0	0	0
Boston	2	0	0	0	0	1	0	0	x

LEEVEER (L), Veil (2) and Smith
Dinneen (W) and Criger
HR—Dougherty 2 (2)
T—1:47; A—9,415

GAME 4

at PITTSBURG (Day)
Tuesday, October 6

							R	H	E
Boston	0	0	0	0	1	0	0	0	3
Pittsburg	1	0	0	0	1	0	3	0	x

Dinneen (L) and Criger
PHILLIPPE (W) and Phelps
HR—None
T—1:30; A—7,600

GAME 6

at PITTSBURG (Day)
Thursday, October 8

							R	H	E
Boston	0	0	3	0	2	0	1	0	0
Pittsburg	0	0	0	0	0	0	3	0	0

DINNEEN (W) and Criger
LEEVEER (L) and Phelps
HR—None
T—2:02; A—11,556

GAME 8

at BOSTON, Huntington Ave. Grounds (Day)
Tuesday, October 13

							R	H	E
Pittsburg	0	0	0	0	0	0	0	0	0
Boston	0	0	0	2	0	1	0	0	x

PHILLIPPE (L) and Phelps
Dinneen (W) and Criger
HR—None
T—1:35; A—7,455

RED SOX IN THE POSTSEASON, CONTINUED

1903 WORLD SERIES STATISTICS

Batter	AVG	G	AB	R	H	2B	3B	HR	RBI	GW	SH	SF	HB	BB	SO	SB	CS	E
Collins	.250	8	36	5	9	1	2	0	1	1	0	0	0	1	1	3	0	1
Criger	.231	8	26	1	6	0	0	0	4	0	1	0	0	2	3	0	0	3
Dinneen	.182	4	11	1	2	0	0	0	0	0	1	0	0	2	2	0	0	0
Dougherty	.235	8	34	3	8	0	2	2	5	1	0	0	1	2	6	0	0	1
Farrell	.000	2	2	0	0	0	0	0	1	0	0	0	0	0	0	0	0	0
Ferris	.290	8	31	3	9	0	1	0	5	1	1	0	1	0	6	0	0	2
Freeman	.281	8	32	6	9	0	3	0	4	0	0	0	0	2	2	0	1	0
LaChance	.222	8	27	5	6	2	1	0	4	1	3	0	0	3	2	0	0	3
O'Brien	.000	2	2	0	0	0	0	0	0	0	0	0	0	0	1	0	0	0
Parent	.281	8	32	8	9	0	3	0	4	0	0	0	1	1	1	0	0	3
Stahl	.303	8	33	6	10	1	3	0	3	1	0	0	0	1	2	2	1	0
Young	.133	4	15	1	2	0	1	0	3	0	0	0	0	0	3	0	0	1
Red Sox	.249	8	281	39	70	4	16	2	34	5	6	0	3	14	29	5	2	14
Pirates	.237	8	270	24	64	7	9	1	22	3	3	0	1	14	45	9	4	19

Pitcher	W	L	ERA	G	GS	CG	SHO	SV	IP	H	R	ER	HR	HB	BB	SO	WP
Dinneen	3	1	2.06	4	4	4	2	0	35.0	29	8	8	0	0	8	28	0
Hughes	0	1	9.00	1	1	0	0	0	2.0	4	2	2	0	0	2	0	0
Young	2	1	1.85	4	3	3	0	0	34.0	31	14	7	1	1	4	17	0
Red Sox	5	3	2.15	8	8	7	2	0	71.0	64	24	17	1	1	14	45	0
Pirates	3	5	3.34	8	8	6	0	0	70.0	70	39	26	2	3	14	29	1

RED SOX CAREER POSTSEASON RECORDS

(Totals Include Division Series, AL Championship Series and World Series)

INDIVIDUAL BATTING

Most Series Played.....	14, Jason Varitek (1998, 1999, 2003, 2004, 2005, 2007, 2008)
Most Games.....	63, Jason Varitek (1998, 1999, 2003, 2004, 2005, 2007, 2008)
Highest Batting Average (Min. 75 PA).....	.369 (24-for-65), Carl Yastrzemski (1967, 1975)
Highest Slugging Percentage (Min. 75 PA).....	.639, John Valentin (1995, 1998, 1999)
Most Plate Appearances	260, David Ortiz (2003, 2004, 2005, 2007, 2008, 2009)
Most At-Bats	228, Jason Varitek (1998, 1999, 2003, 2004, 2005, 2007, 2008)
Most Runs Scored	39, David Ortiz (2003, 2004, 2005, 2007, 2008, 2009)
Most Hits	61, David Ortiz (2003, 2004, 2005, 2007, 2008, 2009)
Most Extra-Base Hits.....	29, David Ortiz (2003, 2004, 2005, 2007, 2008, 2009)
Most Total Bases	116, David Ortiz (2003, 2004, 2005, 2007, 2008, 2009)
Most Singles	36, Manny Ramirez (2003, 2004, 2005, 2007)
Most Doubles.....	15, David Ortiz (2003, 2004, 2005, 2007, 2008, 2009)
Most Triples.....	3, Buck Freeman (1903); Freddy Parent (1903); Tris Speaker (1912, 1915); Chick Stahl (1903)
Most Home Runs.....	12, David Ortiz (2003, 2004, 2005, 2007, 2008, 2009)
Most Runs Batted In	43, David Ortiz (2003, 2004, 2005, 2007, 2008, 2009)
Most Walks	41, David Ortiz (2003, 2004, 2005, 2007, 2008, 2009)
Most Strikeouts	56, Jason Varitek (1998, 1999, 2003, 2004, 2005, 2007, 2008)
Most Stolen Bases.....	8, Johnny Damon (2003, 2004, 2005)

INDIVIDUAL PITCHING

Most Series Played.....	10, Tim Wakefield (1995, 1998, 1999, 2003, 2004, 2005, 2007, 2008)
Lowest ERA (Min. 15.0 IP)	0.50, Hugh Biedent (1912)
Most Games.....	28, Mike Timlin (2003, 2004, 2005, 2007, 2008)
Most Games Started	11, Pedro Martinez (1998, 1999, 2003, 2004)
Most Saves.....	7, Jonathan Papelbon (2005, 2007, 2008, 2009)
Most Wins.....	6, Pedro Martinez (1998, 1999, 2003, 2004); Curt Schilling (2004, 2007)
Most Losses	7, Tim Wakefield (1995, 1998, 1999, 2003, 2004, 2005, 2007, 2008)
Most Innings Pitched	79.1, Pedro Martinez (1998, 1999, 2003, 2004)
Most Runs Allowed.....	50, Tim Wakefield (1995, 1998, 1999, 2003, 2004, 2005, 2007, 2008)
Most Earned Runs Allowed	48, Tim Wakefield (1995, 1998, 1999, 2003, 2004, 2005, 2007, 2008)
Most Hits Allowed.....	63, Pedro Martinez (1998, 1999, 2003, 2004)
Most Walks	33, Tim Wakefield (1995, 1998, 1999, 2003, 2004, 2005, 2007, 2008)
Most Strikeouts	80, Pedro Martinez (1998, 1999, 2003, 2004)



ALEX WILSON

2011 Red Sox Minor League
Pitcher of the Year

PLAYER DEVELOPMENT

PLAYER DEVELOPMENT STAFF



RAQUEL FERREIRA, Senior Director, Minor League Operations

Raquel enters her 14th year with the Red Sox and her 1st as Senior Director, Minor League Operations after serving as Director, Minor League Operations from 2008-11 and as Director, Minor League Administration from 2002-07. She oversees the daily operations for the team's 6 minor league affiliates, handling issues for all minor league players and staff such as contract tenders, player transactions, payroll and insurance. The Cumberland, RI native heads the club's player immigration program and oversees its minor league budget. She received the 2002 Edward F. Kennedy Award given for dedication, success and work ethic in baseball. Raquel graduated from the University of Rhode Island in 1992 and resides in Somerville, MA with her husband, Erik Stamps, and their daughter, Gabriella (4).



BEN CROCKETT, Director, Player Development

Ben begins his 1st season as Director, Player Development after two seasons as the club's Assistant Director, Player Development from 2010-11. He joined the Red Sox organization as an intern in baseball operations in 2007 and served as Advance Scouting Coordinator from 2008-09. Crockett was selected by the Red Sox in the 10th round of the 2001 First-Year Player Draft but did not sign. He was drafted the following year in the 3rd round by Colorado out of Harvard University and is a veteran of five professional seasons (2002-06) as a pitcher.



DAVID HOWARD, Minor League Field Coordinator

David enters his 9th season in the Red Sox organization and his 3rd as Minor League Field Coordinator following 2 seasons as Special Assistant to the General Manager from 2008-09. He worked as a Major League scout in 2007 and as a professional scout from 2005-06 after joining the Red Sox in 2004 as a minor league coach. The former infielder played 9 seasons in the Major Leagues with the Royals and Cardinals from 1991-99. His father, Bruce, pitched for the White Sox, Orioles and Senators during a 6-year Big League career from 1963-68. The Sarasota, FL native lives in Leawood, KS with his wife, Jill, and children, Bridget (13) and Drew (11).



Ethan Faggett
Assistant Director,
Florida Baseball
Operations



Mike Stelmach
Minor League
Equipment Manager

SCOUTING STAFF



AMIEL SAWDAYE, Director, Amateur Scouting

Amiel enters his 3rd season as Boston's Director, Amateur Scouting and his 11th season in the Red Sox organization. He served the club as Assistant Director, Amateur Scouting from 2005-09 after previously holding the title of Scouting Assistant from 2004-05. Amiel joined the Red Sox as an intern in 2002 and also served in that capacity in 2003. A native of Baltimore, he graduated from the University of Maryland in 1999 with a degree in decisions information systems and now lives in Boston.



JARED PORTER, Director, Professional Scouting

Jared begins his 1st season as Director, Professional Scouting after 2 seasons as Assistant Director, Professional Scouting. He was the club's Coordinator, Professional Scouting from 2008-09 after serving as Assistant, Player Development from 2006-07. He joined the Red Sox as an intern in 2004 and spent 1 year working in Fort Myers, FL. Growing up in Wayzata, MN and Duxbury, MA, Jared graduated from Thayer Academy (Braintree, MA) in 1999 before attending Bowdoin (ME) college where he was the captain of the hockey and baseball teams his senior year graduating in 2003 with a major in History. During the summers of 2002 and 2003, he interned for the Brewster Whitecaps in the Cape Cod Baseball League. Jared resides in Boston.



EDDIE ROMERO, Director, International Scouting

Eddie begins his 1st season as Director, International Scouting. After a year as Assistant Director, Latin American Operations, Romero was named Assistant Director, Latin American Operations/International Scouting in 2011. He previously served as Coordinator of Latin American Operations from November 2006 through 2010. He came to the Boston organization as an assistant in international and professional scouting in February 2006. Prior to joining the Red Sox, Romero was a prosecutor for the State Attorney's Office for the fourth Judicial District of Florida in Jacksonville. Eddie received both his bachelor's degree in sports management and his juris doctor from the University of Florida.



Gus Quattlebaum
Assistant Director,
Amateur Scouting



Jared Banner
Coordinator,
Amateur Scouting



Steve Sanders
Assistant, Amateur/
International Scouting



Mark Wasinger
Special Assignment Scout



Jon Adkins
Ohio Valley



Tom Allison
Central, Southeast
Crosschecker



Tom Battista
S. California, Hawaii



Steve Bowden
S. Texas, S. Louisiana



Quincy Boyd
NC, SC



Chris Calciano
Mid-Atlantic



Ray Fagnant
Northeast,
Canadian Crosschecker



Laz Gutierrez
Southern and
Northeast Florida



Blair Henry
Midwest



Tim Hyers
Georgia



Dan Madsen
West Crosschecker



Chris Mears
AR, KS, ND, NE, OK, SD



Edgar Perez
Puerto Rico



Fred Peterson
Midwest Crosschecker



Pat Portugal
Northwest



Chris Pritchett
Canada



Mike Rikard
National Crosschecker



Jim Robinson
N. Texas, N. Louisiana



Demond Smith
N. California, N. Nevada



Anthony Turco
Northwestern and
Western Florida



Danny Watkins
AL, MS, TN



Vaughn Williams
AZ, CO, NM, UT



Jim Woodward
Southern and Central
California, Southern Nevada

PARTTIME AMATEUR SCOUTS AND TERRITORIES



Buzz Bowers
Northeast



Rob English
Georgia



Darryl Milne
CO, National Pitching



Jay Oliver
TX, AR



Keith Prager
S. California



Terry Sullivan
Illinois

PROFESSIONAL SCOUTS



Galen Carr
Special Assignment Scout



Jaymie Bane
Professional Scout



Nate Field
Professional Scout



Bob Hamelin
Major League Scout



Gary Hughes
Professional Scouting
Consultant



David Keller
Professional Scout



Dave Klipstein
Professional Scout



John Lombardo
Professional Scout



Matt Mahoney
Professional Scout



Joe McDonald
Professional Scouting
Consultant



Joe Nelson
Professional Scouting
Consultant



Steve Peck
Major League Scout



Todd Claus

Latin Am. Coordinator, Pacific Rim Coordinator
International Crosschecker



Jon Deeble



Angel Escobar

Venezuela



Ernesto Gomez

Venezuela



Louie Lin

Taiwan



Manny Nanita

Dominican Republic
Supervisor



Ronaldo Pino

International Crosschecker



Santiago Prada

Colombia




Victor Rodriguez, Jr.

Dominican Republic



Victor Torres

Dominican Republic



Fernando Veracierto

Venezuela

Not Pictured:

David Cortes (Mexico)

Jonathan Cruz (Dominican Republic)

Brian Farley (Europe)

Wayne Graczyk (Japan)

Cristobal Garibaldo (Panama)

Toshi Kato (Japan)

John Kim (Korea)

Rafael Mendoza (Nicaragua)

Jack Pierce (Mexico)

Luis Segovia (Venezuela)

Ben Thijssen (Curacao)

Sotero Torres (Mexico)

MINOR LEAGUE COORDINATORS



CHAD EPPERSON, Catching Coordinator

Chad begins his 3rd season as catching coordinator after 8 years as a manager or coach in the Red Sox farm system. A manager from 2004-09, he led his club to the playoffs in 4 straight campaigns beginning in 2006, including Single-A Salem in 2009. Back-to-back California League Manager of the Year with Lancaster from 2007-08, he also skipped Wilmington to the playoffs in 2006. He managed Capital City in 2005 and Augusta in 2004. The Kentucky native spent 2 seasons (2002-03) as Sarasota's hitting coach after managing Cook County of the independent Frontier League in 2001. Epperson played 9 years in the minor leagues in the Mets (1992-95), Red Sox (1997-99) and Orioles (2000) systems prior to his coaching career. Chad and his wife, Anne, reside in Andover, MA with their son Andrew (13) and daughter Alexandra (9).



ANDY FOX, Infield Coordinator


Andy begins his 2nd season as infield coordinator after serving as hitting coach for Seattle's Double-A affiliate in West Tennessee in 2010. He spent the previous three campaigns as first base and infield coach for the Florida Marlins (2007-09) and began his coaching career in 2006 as manager of Texas's Single-A Clinton club. A two-time World Series Champion, Fox played all four infield positions during a nine-year Major League career with the Yankees (1996-97), Diamondbacks (1998-00), Marlins (2000-03), Expos (2004) and Rangers (2004). He compiled a .239 batting average with 30 home runs and 168 RBI in 776 career Big League games. A native of Fair Oaks, CA, he graduated from Christian Brothers High School in Sacramento, CA.



GLENN (GOOSE) GREGSON, Latin American Pitching Coordinator

Goose begins his 11th season in the Red Sox organization, 32nd as a pro pitching coach, instructor or coordinator, and 40th overall in pro ball. It marks his 6th straight season, 7th overall, serving as Boston's Latin American pitching coordinator (also 2005) and his 8th straight season as a pitching coach for the Gulf Coast League Red Sox. In 2011, he helped lead the GCL squad to a 3.81 ERA. He served as the Red Sox pitching coordinator for 3 years (2002-04, 2006) and acted as Boston's Major League pitching coach for 6 weeks in 2003 while Tony Cloninger recovered from bladder cancer. Gregson worked for the Phillies (1979-81, 1999-01), Dodgers (1988-98) and Cubs (1982-84, 1987). He was the Dodgers' Big League pitching coach in 1998.

The Appalachian State graduate went 22-18 with a 3.39 ERA over 7 minor league seasons for the White Sox (1972-73) and Phillies (1979-81) before an elbow injury ended his career. The right-hander threw a no-hitter in 1972 for the Mountaineers against the Virginia Military Institute. He has a Masters in sport science and administration. He and his wife, Jan, have 3 children--Rian (33), Tyler (30) and McGraw (28)--and three grandchildren, Griffin, Banks and Winslow.



PAUL BUCHHEIT, Athletic Training Coordinator

Paul enters his 1st season as athletic training coordinator after 2 seasons as Portland's athletic trainer from 2010-11. He also served in the same capacity for the Salem Red Sox in 2009 and the Greenville Drive for 3 seasons from 2006-08. Paul previously served as an intern with the Lowell Spinners in 2005 and with the Sarasota Red Sox in 2004. He graduated from Buena Vista (IA) University and received his Master's Degree in Athletic Training from the University of Northern Iowa. He is athletic trainer certified and a certified strength and conditioning specialist. Paul and his wife, Allison, live in Fort Myers, FL with their son Hayden.



VICTOR RODRIGUEZ, Hitting Coordinator

Victor serves as minor league hitting coordinator for the 6th straight year after spending the previous 4 seasons as Latin field coordinator. He worked as a hitting instructor in 2003. In 2002, he also served as Red Sox minor league hitting coordinator after 6 seasons as a hitting coach in the system with High-A Sarasota (1996-98), the Gulf Coast League Red Sox (1999, 2001), and Single-A Augusta (2000). Victor began his coaching career in 1995 after playing in 31 games with Triple-A Pawtucket. Originally signed by the Orioles in 1977 at the age of 15, he went on to play 19 years in the minor leagues. He received the Clyde Kluttz Orioles Organization Player of the Year Award in 1981, and in 1983 led Double-A Charlotte in hitting. He and his wife, Elba, have 2 sons: Victor Luis (26), a scout for the Red Sox, and Luis Miguel (21).



Michael Roose, Strength and Conditioning Coordinator

Mike enters his 1st season as minor league strength and conditioning coordinator after serving as a strength and conditioning coach with Triple-A Pawtucket in 2010 and 2011. He started with the organization in 2009 as an intern with the Gulf Coast League Red Sox and graduated from Florida State University with a BS in Exercise Science that same year. Before attending Florida State, Mike operated in 4 combat tours throughout Iraq and Afghanistan with the United States Air Force.



CHIP SIMPSON, Minor League Physical Therapist

This marks Chip's 4th season in the Red Sox organization after being hired in September 2008 as the club's minor league physical therapist. Before that he worked at the Andrews Institute, a facility in Pensacola, FL for renowned orthopedic surgeon James Andrews, MD. Chip completed a sports medicine fellowship with Kevin Wilk in Birmingham, AL after graduating from Slippery Rock University with a doctor of physical therapy degree in May, 2007. He is also a certified strength and conditioning specialist. Chip played 4 seasons of baseball at Huntington College in Montgomery, AL, and was part of the school's 2001 NSCAA national championship team.



BOB TEWKSBURY, Sports Psychology Coach

Bob is in his 8th season as minor league sports psychology coach. He is responsible for teaching and developing the mental skills component of performance with all players in the Red Sox system. After retiring as a pitcher following the 1998 season, he joined the Red Sox in 1999, providing advanced scouting information to the Major League staff. From 1999-04, Bob served as a pitching consultant, working with select pitchers in Double-A and Triple-A on the mental aspects of performance. In 2004, he earned a Master's degree in sport psychology and counseling from Boston University.

The right-hander went 110-102 with a 3.92 ERA in 302 Major League games (277 starts) in his 13-year career (1986-98). Tewksbury turned in his best season in 1992 when his 16-5 record and 2.16 ERA with St. Louis earned him a spot on the National League All-Star team and placed him 3rd in the Cy Young Award voting. Bob and his wife, Laura, have 2 children.



RALPH TREUEL, Pitching Coordinator

Ralph enters his 6th season as Boston's minor league pitching coordinator after serving as the Major League bullpen coach in 2006. The Ohio native has 37 years of professional baseball experience, previously coaching in the Red Sox system from 1996-05, including a brief stint as Major League pitching coach in September 2001 when Joe Kerrigan assumed managerial duties with the club. In 2004, Treuel managed the Gulf Coast League Red Sox to the league championship series.

Treuel pitched in the Detroit Tigers system for 9 seasons (1974-82) before joining the coaching ranks in 1983. He was Bristol's (Rookie-level) pitching coach from 1983-84, a roving pitching coach from 1985-90 and Triple-A Toledo's pitching coach from 1991-92. Ralph spent 1993-94 as Detroit's minor league field coordinator and served as the Tigers'

Major League pitching coach under manager Sparky Anderson in 1995.

Treuel was the 1999 and 2003 recipient of the Red Sox Edward F. Kenney Player Development Award. He attended Lorain County Community College. He has a daughter Erica (27) and a son Derik (24). Ralph and his wife, Donna, reside in Wolfeboro, NH with their son William Henry (12).




DUNCAN WEBB, Player Development Programs Coordinator

2012 marks Duncan's 3rd season as Boston's player development programs coordinator after serving as Latin education coordinator from 2007-09. He interned at the Red Sox Academy in the Dominican Republic in 2006. He also served as an assistant baseball coach at Amherst College.

The Lynn, MA native graduated from Amherst College in 2004 as a psychology/Spanish double-major. Webb also graduated from St. John's Prep High School in Danvers, MA and was a member of the 1999 and 2000 high school state championship teams. He pitched at Amherst and captained the team as a senior.

JOSE ZAPATA, Latin American Field Coordinator - See Page 517

PLAYER DEVELOPMENT CONSULTANTS



DICK BERARDINO

Dick enters his 45th year in the Red Sox organization, his 9th season as a player development consultant. After 8 seasons as a minor league outfielder, Berardino began a managerial career that spanned 21 seasons, including 20 in the Red Sox system starting in 1971. He joined the Red Sox as a coach in 1989 and served as Major League bullpen and third base coach (1989-91), roving outfield/base running instructor (1992-96), manager at Single-A Lowell (1997-98), assistant field coordinator (1999-01) and Spring Training coordinator (2002). A 1955 graduate of Watertown (MA) High School and a 1959 graduate of Holy Cross, Dick received the Red Sox Edward M. Kenney Player Development Award in 1998. In 2008, he was given the Judge Emil Fuchs Memorial Award by the Boston Baseball Writers for

long and meritorious service to baseball.



TONY CLONINGER

Tony is a player development consultant for an 8th year after serving as senior-pitching advisor in 2004 and pitching coach in 2002-03. Tony was diagnosed with bladder cancer in March 2003 and took a medical leave of absence that June. Cloninger is in his 39th year of professional baseball. He was a scout for the San Francisco Giants in 2001 after 15 years with the New York Yankees. He enjoyed a 15-year pro pitching career including 12 Major League seasons with the Milwaukee and Atlanta Braves (1961-68), Cincinnati Reds (1968-71) and St. Louis Cardinals (1972). He has a career 113-97 record and a 4.07 ERA over 352 games.



DWIGHT EVANS

A 3-time All-Star, 8-time Gold Glove Award-winning right fielder and a Red Sox Hall of Famer, Dwight Evans will serve as a Red Sox player development consultant for a 9th straight year. Evans was Boston's Major League hitting coach in 2002 after rejoining the organization as a player development consultant in 2001, specializing in minor leagues outfield and hitting instruction. Evans played 19 years and 2,505 games in a Sox uniform, 2nd in club history. He was a member of 4 AL East Championship squads (1975, 1986, 1988, 1990) and 2 AL Championship teams (1975, 1986). From 1981-90, he hit 251 homers, most in the AL, and had 605 extra-base hits in the 1980s, most in the Majors. He retired in 1991, served as a roving minor league instructor with the White Sox in 1993 and as the Major League hitting coach with the Rockies in 1994.

league instructor with the White Sox in 1993 and as the Major League hitting coach with the Rockies in 1994.



TOMMY HARPER

Tommy enters his 10th season as a player development consultant with the Red Sox after 3 years as the club's Major League first base, outfield, and base running coach. Harper spent 3 seasons in a Red Sox uniform (1972-74) and held the club single season record for stolen bases in a season (54 in 1973) until 2009. He enjoyed a 15-year Big League career with 8 teams, hitting .257 with 146 homers, 567 RBI and 408 stolen bases. In 1970 with Milwaukee, Harper became the 1st infielder (5th overall) to eclipse both 30 home runs and 30 stolen bases in the same season (31 homers and 38 steals). Following his playing career, Tommy worked in the Yankees system before returning to Boston in the public relations department in 1979 and as the Major League first base coach and base running instructor from 1980-84. Before rejoining the Red Sox in 2000, he coached 10 years with the Expos, his final 7 as the hitting, base running and outfield coach.



FRANK MALZONE

Frank Malzone, a member of the inaugural Red Sox Hall of Fame class in 1995, returned as a player development consultant in 2008. He spent 11 seasons with the Red Sox and was an 8-time All-Star and 3-time Gold Glove Award winner at third base. Malzone ranks among the all-time Red Sox leaders in several categories, and he hit .276 with 131 home runs and 716 RBI in 1,359 Red Sox games. In 1957, his first full season with the Red Sox, Malzone recorded 103 RBI and tied an AL record with 10 assists in one game. He became the first player in history to lead all AL third basemen in games, putouts, assists, double plays and fielding percentage. Prior to his consultant role, Malzone served as a Red Sox scout.



CARL YASTRZEMSKI

Hall of Fame outfielder Carl Yastrzemski succeeded Ted Williams in left field as a rookie in 1961 and today still follows in his footsteps instructing young Red Sox hitters. A 3-time batting champion and 18-time All-Star, Yaz became the last Major League Triple Crown winner when he led the AL in batting (.326), home runs (44) and RBI (121) in 1967. He was the first AL player to collect 400 home runs and 3,000 hits in a career. In 23 years with the Red Sox, Yaz won the MVP Award in 1967 and 7 Gold Gloves. He retired ranked 1st on the all-time list for career games (3,308), ranked 3rd in at-bats (11,988) and walks (1,845), and was 6th in total bases (5,539), 7th in hits (3,419) and doubles (646) and 9th in RBI (1,844).

SPECIAL ASSIGNMENT INSTRUCTORS



JOHNNY PESKY

Johnny begins his 61st season with the Red Sox, 44th in a row, after starting his career in the minor leagues with the Red Sox in 1940. The All-Star shortstop hit .307 in a 10-year career with Boston, Detroit and Washington. Pesky has served the Red Sox as a player, coach, manager, radio and TV announcer and advertising salesman. In 1982, the Boston Baseball Writers gave him their "Good Guy" Award. A member of the inaugural class of Red Sox Hall of Famers in 1995, his uniform No. 6 was retired at Fenway Park on September 28, 2008.

His coaching career began in 1955 under Ralph Houk at Triple-A Denver. He managed in the Tigers system from 1956-60 and skipped Boston's Triple-A Seattle affiliate from 1961-62 before managing Boston's Major League club from 1963-64. He coached with the Pirates in the mid-1960s, managing in their system before a 6-year stint on the Red Sox broadcast crew beginning in 1969. A special assistant to GM Lou Gorman from 1984-92 after 10 years as a Red Sox coach, he also served as an interim manager for Pawtucket in 1990. Pesky held the club record for hits by a rookie until 1997 and tallied 200+ hits in each of his first 3 seasons.



JIM RICE

Jim returns as a special organizational instructor, his 40th season with the Red Sox. He spent 6 years as Boston's Big League hitting coach from 1995-97 after 3 seasons as a roving minor league hitting instructor. He also appears as an analyst on NESN's broadcast team. Rice was elected to the National Baseball Hall of Fame in 2009 and was part of the Red Sox Hall of Fame's inaugural 1995 class.

The 8-time All-Star hit .298 with 382 homers, 2,452 hits, 373 doubles and 79 triples in 2,089 games from 1974-89. He is the only player to have 3 straight 35-homer, 200-hit years (1977-79). The club's No. 1 draft pick in 1971, Rice helped Boston to the 1975 AL pennant as a rookie. In 1978, he was AL MVP, leading the Majors with 46 homers, 139 RBI, 15 triples, 406 total bases, 213 hits and a .600 slugging pct. He is the only AL player since 1937 with 400 total bases and the only player ever to lead either league outright in homers, triples and RBI. Rice led the AL in total bases 3 straight years (1977-79), tying for the AL record. He helped Boston to the AL pennant and finished 3rd in MVP voting in 1986. Jim and his wife, Corine, are the parents of Chauncy Brandon and Carissa Jacinda.



LUIS TIAANT

Luis returns as special assignment instructor in 2012. He rejoined the Red Sox organization in 2002 as pitching coach for Short-Season A Lowell. A clutch performer in 8 seasons in Boston from 1971-78, "El Tiant" compiled a 122-81 record and a 3.36 ERA for the club and was inducted into the Red Sox Hall of Fame in 1997. During Boston's 1975 pennant run, he beat Oakland with a 3-hitter in the 1st game of the ALCS, shut out Cincinnati in the 1st game of the World Series and defeated the Reds again in Game 5 with a 163-pitch complete game. His final Red Sox outing, a 2-hitter on October 1, 1978, set up a 1-game playoff vs. the Yankees.

Tiant went 229-172 with a 3.30 ERA and 2,416 K's in 19 Major League seasons with the Indians (1964-69), Twins (1970), Red Sox, Yankees (1979-80), Pirates (1981) and Angels (1982). The 3-time All-Star had 4 20+ win seasons, 3 200+ strikeout years, led the AL in ERA twice and in shutouts 3 times. He served as pitching coach in the Dodgers (1992-95) and White Sox (1997) systems and was Nicaragua's pitching coach in the 1996 Olympics in Atlanta. He spent 1998-01 as head coach for Division III Savannah (GA) College of Art and Design. Luis and his wife, Maria, have 3 children: Luis Jr., Isabel and Daniel.

2011 FIRST-YEAR PLAYER DRAFT

Rd	Name	Pos.	School	Hometown
1	Matt Barnes	RHP	University of Connecticut	Bethel, CT
1	Blake Swihart	C	V. Sue Cleveland HS	Rio Rancho, NM
Comp.	Henry Owens	LHP	Edison High School	Huntington Beach, CA
Comp.	Jackie Bradley Jr.	OF	University of South Carolina	Prince George, VA
2	Williams Jerez	OF	Grand Street Campus HS	Brooklyn, NY
3	Jordan Weems	C	Columbus High School	Columbus, GA
4	Noe Ramirez	RHP	Cal State Fullerton	East Los Angeles, CA
5	Mookie Betts	SS	John Overton High School	Nashville, TN
6	Miguel Pena	LHP	San Jacinto College	Palmview, TX
7	Cody Kukul	LHP	Lawrence Free State HS	Lawrence, KS
8	Senquez Golson	OF	Pascagoula High School	Pascagoula, MS
9	Travis Shaw	1B	Kent State University	Wash. Court House, OH
10	Cody Koback	OF	U. of Wisconsin Stevens Point	Plover, WI
11	Kevin Brahmey	LHP	Cal State University, Chico	Sunnyvale, CA
12	Deshorn Lake	RHP	Menchville High School	Menchville, VA
13	Matty Ott	RHP	Louisiana State University	Chalmette, LA
14	Mike McCarthy	RHP	Cal State Bakersfield	Brentwood, CA
15	Braden Kapteyn	RHP	University of Kentucky	Lansing, IL
16	Daniel Gossett	RHP	James F. Byrnes High School	Duncan, SC
17	Blake Forslund	RHP	Liberty University	Lynchburg, VA
18	Andrew Jones	RHP	Samford University	Marietta, GA
19	Sikes Orvis	1B	Freedom High School	Orlando, FL
20	Zach Good	LHP	Grayson County College	Mesquite, TX
21	Austin Davidson	SS	Oxnard High School	Oxnard, CA
22	Joe Holtmeyer	RHP	Univ. of Nebraska at Omaha	Omaha, NE
23	Jarrett Brown	LHP	Salem High School	Conyers, GA
24	Drew Turocy	OF	University of Akron	Canfield, OH
25	Taylor Ard	1B	Washington State University	Vancouver, WA
26	Cody Dill	RHP	Los Osos High School	Rancho Cucamonga, CA
27	Alex Massey	RHP	Catholic High School	Baton Rouge, LA
28	Brenden Shepard	RHP	Stonehill College	Boxford, MA
29	Matt Spalding	RHP	St. Xavier High School	Louisville, KY
30	Nick Moore	3B	Brookwood High School	Snellville, GA
31	Tyler Wells	OF	Lexington Catholic High School	Lexington, KY
32	Julius Gaines	SS	Luella High School	Locust Grove, GA
33	David Chester	1B	University of Pittsburgh	Collinsville, OK
34	Ben Dartnell	LHP	Vauxhall High School	East St. Paul, Manitoba
35	Carlos Coste	C	Academia Bautista High School	San Juan, Puerto Rico
36	Jace Herrera	RHP	Wekiva High School	Apopka, FL
37	Robert Youngdahl	OF	Hill-Murray High School	Maplewood, MN
38	Tyler Poole	RHP	Hickory High School	Hickory, NC
39	Corey Vogt	RHP	Keene State College	Suffield, CT
40	Jordan Gross	LHP	Don Bosco Prep HS	Franklin Lakes, NJ
41	Matt Marquis	OF	University of Maryland	Annandale, NJ
42	Derek O'Dell	SS	Canyon High School	Canyon, TX
43	Brandon Downes	OF	South Plainfield High School	South Plainfield, NJ
44	Matt Martin	C	The Pendleton School (HS)	Bradenton, FL
45	Matt Gedman	3B	UMASS Amherst	Framingham, MA
46	Mac Williamson	OF	Wake Forest University	Wake Forest, NC
47	Sam Wolff	RHP	College of Southern Nevada	Rapid City, SD
48	David Sosebee	RHP	White County High School	Cleveland, GA
49	Jadd Schmeltzer	RHP	Cornell University	Tappan, NY
50	John Gorman	RHP	Catholic Memorial High School	Norwood, MA

Players in **bold** signed with the Red Sox

2011 MINOR LEAGUE LEADERS

2011 FINAL ORGANIZATIONAL RESULTS

TEAM	LEAGUE	W	L	PCT.	MANAGER
Pawtucket (AAA)	International	81	61	.570	Arnie Beyeler
Portland (AA)	Eastern	59	83	.415	Kevin Boles
Salem (A)	Carolina	64	75	.460	Bruce Crabbe
Greenville (A)	South Atlantic	78	62	.557	Billy McMillon
Lowell (Short-A)	New York-Penn	29	45	.392	Carlos Febles
Gulf Coast (Rookie)	Gulf Coast	27	33	.450	George Lombard

RED SOX MINOR LEAGUE BATTING LEADERS

BATTER	TEAM	AVG	G	AB	R	H	HR	RBI
Brentz, Bryce	SAL/GRE	.306	115	458	91	140	30	94
Jacobs, Brandon	GRE	.303	115	442	75	134	17	80
Head, Miles	SAL/GRE	.299	129	495	88	148	22	82
Meneses, Heiker	SAL/GRE/POR	.295	101	390	74	115	3	41
Hassan, Alex	POR/PAW	.291	126	454	75	132	13	64
Vinicio, Jose	GCL	.291	50	179	22	52	2	18
Lavarnway, Ryan	POR/PAW	.290	116	435	75	126	32	93

HOME RUNS

Lavarnway, Ryan	POR/PAW	32	Sanchez, Felix	GRE	55
Brentz, Bryce	SAL/GRE	30	Hazellbaker, Jeremy	SAL/POR	47
Middlebrooks, Will	POR/PAW	23	Garcia, Jose	LOW /GRE	36
Head, Miles	SAL/GRE	22	Jacobs, Brandon	GRE	30
3 others tied at 18			Lin, Che-Hsuan	POR/PAW	28

STOLEN BASES

RBI

Brentz, Bryce	SAL/GRE	94						
Middlebrooks, Will	POR/PAW	94						
Lavarnway, Ryan	POR/PAW	93						
Vazquez, Christian	GRE	84						
Head, Miles	SAL/GRE	82						

TEAM BATTING	AVG	AB	R	H	HR	BB	SO	SB	CS
Portland	.267	4733	684	1265	129	459	1052	117	31
Greenville	.263	4808	752	1266	125	438	1255	199	67
Salem	.254	4538	620	1152	93	449	1017	136	60
Pawtucket	.253	4719	657	1194	132	544	1036	104	33
Lowell	.246	2485	320	612	55	244	627	86	31
GCL Red Sox	.244	1989	220	486	32	171	528	55	36

RED SOX MINOR LEAGUE PITCHING LEADERS

PITCHER	TEAM	W-L	ERA	IP	H	BB	SO
Alcantara, Raul	GCL/LOW	1-4	2.20	65.1	48	12	50
Diaz, Luis	LOW	4-4	2.53	74.2	57	15	41
Gomez, Sergio	GCL	1-3	2.68	50.1	38	16	37
Wilson, Alex	POR/PAW	10-4	3.11	133.0	122	44	123
Hernandez, Chris	SAL	10-7	3.18	127.1	112	51	80
Couch, Keith	GRE	7-5	3.54	137.1	145	19	123
Pena, Tony	PAW	9-6	3.56	116.1	127	36	65

WINS

Fife, Stephen	POR	11	Weiland, Kyle	PAW	126
Celestino, Miguel	GRE	10	Couch, Keith	GRE	123
Fox, Matt	PAW	10	Huntzinger, Brock	POR	123
Hernandez, Chris	SAL	10	Wilson, Alex	POR/PAW	123
Wilson, Alex	POR/PAW	10	Fox, Matt	PAW	122

SAVES

Bowden, Michael	PAW	16						
Maxwell, Blake	POR/PAW	16						
Cabral, Cesar	SAL/POR	9						
Latimer, Will	SAL/POR	8						
Williams, Randy	PAW	8						

TEAM PITCHING	W-L	ERA	H	CG	SHO	SV	HR	BB	SO
Pawtucket	81-61	3.57	1113	1	6	42	123	459	1118
GCL Red Sox	27-33	3.81	466	0	2	16	23	210	362
Greenville	78-62	3.97	1230	1	9	32	107	364	1131
Salem	64-75	4.16	1126	1	6	37	92	474	920
Lowell	29-45	4.50	584	0	2	7	42	326	546
Portland	59-83	4.78	1294	2	7	21	136	469	1076

2011 MINOR LEAGUE LEADERS

RED SOX MINOR LEAGUE AWARD WINNERS

Pitcher of the Year	RHP Alex Wilson, Portland/Pawtucket
Offensive Co-Players of the Year	RF Bryce Brentz, Greenville/Salem; C Ryan Lavarney, Portland/Pawtucket
Defensive Player of the Year	C Christian Vazquez, Greenville
Base Runner of the Year	CF Felix Sanchez Greenville
Latin Program Pitcher of the Year	LHP Pedro Reyes, DSL Red Sox
Latin Program Player of the Year	OF Ynoel Aquero, DSL Red Sox
Lou Gorman Award	LHP Tommy Hottovy, Portland/Pawtucket

RED SOX MINOR LEAGUE MONTHLY AWARD WINNERS

	APRIL	MAY	JUNE
Offensive Player	RF Bryce Brentz, GRE	1B Miles Head, GRE	OF Chih-Hsien Chiang, POR
Pitcher	LHP Manuel Rivera, GRE	RHP Anthony Ranaudo, GRE	RHP Kyle Weiland, PAW
Defensive Player	SS Jose Iglesias, PAW	SS Derrik Gibson, SAL	C Tim Federowicz, POR
Base Runner	OF Peter Hissey, SAL	CF Che-Hsuan Lin, POR	3B Garin Cecchini, LOW
Base Stealer	SS Ryan Dent, POR	CF Felix Sanchez, GRE	OF Jeremy Hazelbaker, POR
	JULY	AUGUST/SEPTEMBER	
Offensive Player	C Ryan Lavarney, PAW	RF Bryce Brentz, SAL	
Pitcher	RHP Raul Alcantara, GCL	RHP Luis Diaz	
Defensive Player	C Christian Vazquez, GRE	SS Jose Iglesias, PAW	
Base Runner	SS Jose Vinicio, GCL	2B Sean Coyle, GRE	
Base Stealer	CF Felix Sanchez, GRE	OF Jeremy Hazelbaker, POR	

MINOR LEAGUE MID-SEASON ALL-STARs

PAWTUCKET (International Lg.)	PORTLAND (Eastern Lg.)	SALEM (Carolina Lg.)	GREENVILLE (South Atlantic Lg.)	LOWELL (New York-Penn Lg.)	DSL RED SOX (Dominican Summer Lg.)
RHP Matt Fox	OF Chih-Hsien Chiang	C Daniel Butler	1B Miles Head	3B Garin Cecchini	OF Ynoel Agüero
	RHP Stephen Fife	LHP Chris Hernandez	OF Brandon Jacobs	OF Keury De La Cruz	RHP Oscar Melendez
	OF Alex Hassan	LHP William Latimer	LHP Manuel Rivera	OF Matty Johnson	
	3B Will Middlebrooks	DH Reynaldo Rodriguez		OF Seth Schwidenhammer	
	RHP Alex Wilson				

MINOR LEAGUE YEAR-END ALL-STARs

PORTLAND (Eastern League)	SALEM (Carolina League)	GREENVILLE (South Atlantic League)
OF Chih-Hsien Chiang	OF Bryce Brentz	OF Brandon Jacobs
3B Will Middlebrooks		

MINOR LEAGUE PITCHERS AND PLAYERS OF THE WEEK

PAWTUCKET (International League)	PORTLAND (Eastern League)	SALEM (Carolina League)
C Ryan Lavarney, 7/18-25	OF Chih-Hsien Chiang, 5/31-6/6	C Daniel Butler, 4/18-25
RHP Brandon Duckworth, 7/18-25	RHP Stephen Fife, 6/6-13	C Daniel Butler, 5/31-6/6
RHP Matt Fox, 8/8-15	OF Jeremy Hazelbaker, 8/22-29	RF Bryce Brentz, 6/27-7/4
		C Daniel Butler, 7/25-8/1

GREENVILLE (South Atlantic League)
LHP Manuel Rivera, 4/25-5/2
RHP Anthony Ranaudo, 5/2-9
RF Bryce Brentz, 5/9-16
1B Miles Head, 5/31-6/6
C Christian Vazquez, 6/20-27
SS Xander Bogaerts, 7/25-8/1

LOWELL (New York-Penn League)
3B Travis Shaw, 6/27-7/4
3B Garin Cecchini, 7/18-25

ALL-STAR FUTURES GAME

OF Chih-Hsien Chiang and **3B Will Middlebrooks** were selected to participate in the 2011 XM Satellite Radio All-Star Futures Game on 7/10 at Chase Field in Phoenix, a 6-4 victory by the U.S. Futures over the World Futures. Middlebrooks singled in the win for the U.S. team and Chiang was 1-for-3 with a walk and a run scored for the World team.

FUTURES AT FENWAY DOUBLEHEADER

In the 6th annual "Futures at Fenway" doubleheader on 8/20, Double-A Portland fell to the Binghamton Mets, 6-4, in 11 innings at Fenway Park. In Game 2, Triple-A Pawtucket scored just 1 run in their 3-1 loss to the Syracuse Chiefs. Red Sox affiliates are now 7-4 in "Futures at Fenway" tilts.



PAWTUCKET RED SOX

INTERNATIONAL LEAGUE - TRIPLE-A

McCOY STADIUM, BEN MONDOR WAY, PAWTUCKET, RI 02860

President.....	Mike Tamburro
Vice President and General Manager.....	Lou Schwechheimer
Vice President of Public Relations.....	Bill Wanless
Manager.....	Arnie Beyeler
Pitching Coach.....	Rich Sauveur
Hitting Coach.....	Gerald Perry
Trainer.....	Jon Jochim
Stadium (First Season/Capacity).....	McCoy Stadium (1942 / 10,031)
Media Relations Telephone/Fax.....	(401) 724-7300 / (401) 724-2140



ARNIE BEYELER, Manager

OPENING DAY AGE: 48

BORN: February 13, 1964 in Moab, UT

RESIDES: Ponte Vedra Beach, FL

MINOR LEAGUE MANAGERIAL RECORD: 723-691 (.511)

Arnie enters his 12th season as manager, 9th in the Red Sox system, and 2nd at the Triple-A level after guiding Pawtucket to a 1st place finish in the International League Northern Division last season with a 81-61-record. The team advanced to postseason play for the 1st time since 2008 in Beyeler's 1st year at the helm.

Prior to last season, Beyeler managed Double-A Portland from 2007-10. During that span, he accumulated a Sea Dogs-record 282 victories and led the club to a pair of Eastern League playoff berths in 2007 and 2008. He was named the Eastern League's top managerial prospect by *Baseball America* in 2010.

In 2006, Arnie served as hitting coach for San Diego's Double-A Mobile affiliate. In the offseason he coached under Todd Claus for the West Oahu Canefires in the Hawaiian Winter Baseball League. He spent 3 years managing in the Texas Rangers system, leading Single-A Stockton to the California League playoffs in 2003 and 2004.

Beyeler previously worked in the Red Sox system, managing the Lowell Spinners from 2000-01 and skipping Single-A Augusta of the South Atlantic League in 2002. Prior to joining the Red Sox, Beyeler spent 3 years coaching in the New York Yankees system (1997-99) and served as an area scout for the Detroit Tigers (1992-96).

A middle infielder in the Tigers system from 1986-91, Arnie reached as high as Triple-A Toledo in 1991. In 584 minor league games over 6 seasons he batted .254 with 69 stolen bases. His best season came in 1987 when he hit .285 in 127 games at Single-A Fayetteville.

Beyeler earned all-conference and all-region honors while graduating from Wichita State. He also attended Lamar (CO) Community College. He has 2 children, Jordan (21) and Brady (17).

CAREER MANAGERIAL RECORD

YEAR	CLUB	LEAGUE	W	L	PCT.	DIV.	PLAYOFFS
2000	Lowell	New York-Penn (A)	41	34	.547	(4th)	
2001	Lowell	New York-Penn (A)	33	43	.434	(6th)	
2002	Augusta	South Atlantic (A)	69	67	.507	(3rd)	
2003	Stockton	California (A)	77	63	.550	(2nd)	def. Visalia, 3-2 in semi-finals; lost to Inland Empire, 3-0 in finals
2004	Stockton	California (A)	72	68	.514	(3rd)	lost to San Jose, 2-1 in the first round
2005	Bakersfield	California (A)	68	72	.486	(4th)	
2007	Portland	Eastern (AA)	71	72	.472	(2nd)	lost to Trenton, 3-1 in the first round
2008	Portland	Eastern (AA)	74	66	.529	(2nd)	lost to Trenton, 3-0 in the first round
2009	Portland	Eastern (AA)	67	74	.475	(4th)	
2010	Portland	Eastern (AA)	70	71	.496	(3rd)	
2011	Pawtucket	International	81	61	.570	(1st)	lost to Lehigh Valley, 3-0 in the first round

Career Totals (11 years) 723 691 .511



RICH SAUVEUR, Pitching Coach

OPENING DAY AGE: 48

BORN: November 23, 1963 in Falls Church, VA

RESIDES: Bradenton, FL

Rich returns for his 5th season as Pawtucket's pitching coach after guiding the staff to ERA's of 3.69 in 2008, 3.95 in 2009, 4.54 in 2010 and 3.57 in 2011. He spent the previous 5 campaigns as a pitching coach in the Milwaukee organization, serving 3 seasons (2005-07) with Double-A Huntsville and 2 years (2003-04) with Single-A Beloit.

Sauveur was selected by Pittsburgh in the 5th round of the 1983 draft and spent parts of 6 Major League seasons with the Pirates (1986), Expos (1988), Mets (1991), Royals (1992), White Sox (1996) and Athletics (2000). In 34 Big League games (3 starts), he went 0-1 with a 6.07 ERA (31 ER/46.0 IP). He played 18 seasons of professional baseball before retiring in 2000.

Rich resides in Bradenton, FL with his wife, Argentina, and children: Justin, Alexandra, Jacob, Joshua, Tristan, and Jose.



GERALD PERRY, Hitting Coach

OPENING DAY AGE: 51

BORN: October 30, 1960 in Savannah, GA

RESIDES: Marietta, GA

Gerald returns to the Red Sox organization as Pawtucket's hitting coach after serving as the Oakland Athletics Major League hitting coach during the 2011 season. The Georgia native also served as the Major League hitting coach for Oakland in 2006 as well as for the Mariners (2000-02), Pirates (2003-05) and Cubs (2007-June 2009).

Perry previously spent 3 seasons in the Boston organization as a minor league hitting coach with Single-A Michigan (1997) and Triple-A Pawtucket (1998 and 2010) and was the club's minor league hitting coordinator in 1999.

Gerald was selected by the Atlanta Braves in the 11th round of the 1978 June Draft and enters his 27th season in professional baseball. He played parts of 13 Major League seasons with the Braves (1983-89), Royals (1990) and Cardinals (1991-95), hitting .265 with 59 home runs and 396 RBI in 1,193 career Major League games. Predominantly a first baseman, Perry was selected to the National League All-Star Team in 1988.



JON JOCHIM, Athletic Trainer

2011 will mark Jon's 9th season as an athletic trainer in the Red Sox farm system and his 3rd consecutive year serving in that role for Pawtucket. Previously, he held the same position for the Portland Sea Dogs in 2009 and for the Lancaster JetHawks from 2007-08, where in 2007 he was named California League Trainer of the Year. He also served as the Gulf Coast League Red Sox athletic trainer in 2006 and spent 2 seasons as the athletic trainer for the Lowell Spinners (2004-05) while serving as the assistant minor league training coordinator. He was an intern for the GCL Red Sox in 2003, and prior to joining the Red Sox organization was an athletic trainer for the Harlem Globetrotters basketball team.

2011 Pawtucket Red Sox Season in Review

Record: 81-61, 1st, 2.0 GA (North Division)

Pawtucket finished 1st in the International League Northern Division with an 81-61 record, advancing to post-season play for the 1st time since 2008. The PawSox were swept by the Lehigh Valley IronPigs in the International League's best-of-5 semi-finals.

CF Che-Hsuan Lin ranked among postseason leaders, batting .308 (6th, 4-for-13) with a double and a run scored. He finished the regular season with a team-leading 16 stolen bases and was 5th in the organization with 28 total swipes (12 with Double-A Portland).

In his 1st year at the helm of the PawSox, manager **Arnie Beyeler** saw 21 of his players contribute with the Red Sox at the Major League level, excluding rehab assignments. The team ended the regular season 13th in the IL with a .253 team batting average but was 3rd in RBI (132) and runs scored (657). The club's 3.57 ERA ranked 2nd in the circuit.

RHP Alex Wilson was named Red Sox Minor League Pitcher of the Year, ranking among organizational minor league leaders in wins (T-2nd, 10), innings pitched (3rd, 133.0 IP) and strikeouts (T-2nd, 123). After joining the team on 8/16 from Double-A Portland, Wilson went 4-4 with a 3.48 ERA (8 ER/21 IP), 7 walks and 24 strikeouts.

C Ryan Lavarney led Boston's minor league system with 32 home runs, the most homers by a Red Sox farmhand since 2004 (Earl Snyder, 36), and ranked 2nd with 93 RBI to earn Offensive Co-Player of the Year honors for the 2nd consecutive season. He hit .295 (67-for-227) with 18 doubles, 18 home runs, 55 RBI and 40 runs scored, leading the team in homers and RBI.

Lavarney and **RHP Brandon Duckworth** were named IL Batter and Pitcher of the Week for 7/18-25. They are the 1st teammates to sweep the weekly awards since the Richmond Braves took the honors for 8/18-24/08. Lavarney hit .409 (9-for-22) in 6 games that week, collecting 3 doubles, 4 home runs, 11 RBI and scoring 8 runs. Duckworth tossed 11.2 scoreless innings over 2 starts, picking up the win in both games during that span.

Lavarney also earned International League Topps Player of the Month honors for July, batting .362 (38-for-105) with 11 doubles, 9 home runs and 27 RBI in that span. He was selected to Boston's Major League roster on 8/18 and made his Major League debut that night with a start at designated hitter.

RHP Matt Fox was selected to the International League All-Star team and finished the year 10-4 with a 3.96 ERA (57 ER/129.2 IP). He was named Pitcher of the Week for 8/8-14, going 2-0 with a 0.60 ERA (1 ER/15 IP) and allowing just 4 hits and 2 walks and tossing his 1st career shutout in that span.

C Luis Exposito played in 89 regular season games with the PawSox, including 74 appearances as catcher,

PAWTUCKET RED SOX, CONTINUED

batting .242 (80-for-330) with 17 doubles, 8 home runs, 36 RBI and 26 walks. While behind the plate, he threw out 18 of 55 (.327) attempted base stealers, the 3rd-highest rate among qualifying Triple-A catchers.

RHP Kyle Weiland tallied an 8-10 record in 24 starts for Pawtucket this year with a 3.58 ERA (51 ER/128.1 IP), the 10th-lowest mark in the International League. He recorded 126 strikeouts, most among Red Sox farmhands, was 2nd among qualifying Triple-A starters with a .232 opponent average (108-for-465) and 3rd with a rate of 8.84 strikeouts per 9.0 innings. Weiland has his Major League debut with Boston on 7/10.

2011 BATTING AND PITCHING STATISTICS

PLAYER	AVG	G	AB	R	H	2B	3B	HR	RBI	SH	SF	HP	BB	SO	SB	CS	E
Anderson, Lars	.265	136	491	65	130	31	2	14	78	0	3	3	80	120	5	0	9
Bermudez, Ronald	.261	57	180	20	47	15	1	3	21	2	1	0	9	26	0	1	0
Butler, Daniel	.333	1	3	1	1	0	0	1	3	0	0	0	0	2	0	0	0
Carroll, Brett	.229	24	83	10	19	6	1	1	12	0	2	1	8	20	2	0	0
Crawford, Carl	.200	2	5	1	1	0	0	0	1	0	0	0	1	1	0	0	0
Dlugach, Brent	.222	63	216	30	48	8	0	6	25	0	1	1	18	86	4	0	3
Drew, J.D.	1.000	1	3	1	3	0	0	0	0	0	0	0	0	0	0	0	0
Exposito, Luis	.242	89	330	33	80	17	0	8	36	0	2	1	26	79	0	2	4
Gathright, Joey	.375	4	8	3	3	0	0	0	2	1	0	0	1	1	1	0	0
Iglesias, Jose	.235	101	357	35	84	9	0	1	31	5	0	4	21	58	12	4	12
Kalish, Ryan	.209	22	86	9	18	6	0	0	9	0	2	0	8	20	4	3	1
Kang, James	.250	5	8	2	2	0	0	1	4	0	1	0	2	2	0	0	0
Khoury, Ryan	.286	8	28	8	8	1	1	1	5	0	0	0	4	4	1	0	1
Lavarnway, Ryan	.295	61	227	40	67	18	0	18	55	0	1	4	32	60	1	1	1
Lin, Che-Hsuan	.235	85	328	49	77	11	1	2	25	3	2	7	38	51	16	4	3
Linares, Juan Carlos	.233	17	60	8	14	5	1	3	12	0	0	0	4	12	0	1	0
Lowrie, Jed	.412	5	17	2	7	4	0	0	5	0	0	0	2	1	0	0	0
Luna, Hector	.283	113	421	61	119	22	3	14	58	0	2	3	42	67	6	1	10
McDonald, Darnell	.345	9	29	6	10	3	0	2	11	0	0	1	5	6	1	2	0
McKenry, Michael	.274	29	95	10	26	5	0	3	12	0	1	1	14	24	1	0	1
Middlebrooks, Will	.161	16	56	4	9	0	0	2	8	0	1	0	3	18	3	1	3
Nava, Daniel	.268	121	441	69	118	27	2	10	48	1	4	6	70	88	10	3	1
Navarro, Yamaico	.258	34	128	25	33	8	2	5	13	0	0	4	17	25	3	2	4
Pichardo, Wilfred	.000	1	1	0	0	0	0	0	0	0	0	0	0	1	0	0	0
Reddick, Josh	.230	52	191	37	44	9	1	14	36	0	7	0	33	39	4	1	1
Scutaro, Marco	.455	3	11	4	5	1	0	0	0	0	0	0	1	0	0	0	0
Sheely, Matt	.224	43	125	12	28	2	2	0	7	7	0	5	10	33	6	1	1
Spears, Nate	.248	96	315	49	78	19	2	8	45	3	5	6	49	69	13	1	7
Spring, Matt	.200	3	10	0	2	1	0	0	0	0	0	0	5	0	0	0	0
Sutton, Drew	.295	45	166	24	49	13	1	5	27	1	1	3	21	38	0	2	7
Thomas, Tony	.212	80	278	35	59	17	1	8	32	0	3	4	21	74	11	3	6
Valdez, Alex	.214	5	14	2	3	2	0	1	1	0	0	0	3	6	0	0	0
Totals	.253	142	4719	657	1194	260	21	132	623	23	39	49	544	1036	104	33	84

PITCHER	W-L	ERA	G	GS	CG	SHO	SV	IP	H	R	ER	HR	HB	BB	SO	WP	BK
Aceves, Alfredo	0-1	5.63	2	2	0	0	0	8.0	6	6	5	0	1	4	6	0	0
Albers, Matt	0-0	0.00	2	0	0	0	0	3.0	1	0	0	0	0	0	2	0	0
Atchison, Scott	6-2	2.64	36	1	0	0	5	61.1	50	20	18	5	4	9	72	5	0
Bowden, Michael	3-3	2.73	41	0	0	0	16	52.2	43	19	16	5	1	18	61	1	0
Doubront, Felix	2-5	4.22	18	16	0	0	0	70.1	65	37	33	10	2	26	61	1	0
Duckworth, Brandon	8-6	3.97	22	21	0	0	0	118.0	113	53	52	11	9	42	88	9	0
Fox, Matt	10-4	3.96	28	21	1	1	0	129.2	107	58	57	22	2	49	122	12	0
Gonzalez, Miguel	0-1	1.80	1	1	0	0	0	5.0	2	1	1	1	0	2	5	0	0
Hill, Rich	1-0	1.13	10	0	0	0	1	16.0	8	3	2	1	1	5	18	0	0
Hottovy, Tommy	2-0	2.75	24	0	0	0	1	36.0	23	13	11	8	1	9	29	0	0
Jenks, Bobby	0-0	4.50	2	2	0	0	0	2.0	2	1	1	0	0	1	2	0	0
Johnson, Kris	2-2	12.63	8	3	0	0	0	20.2	41	31	29	7	1	6	12	1	0
Kehrt, Jeremy	1-0	3.45	7	2	0	0	0	15.2	19	9	6	3	2	5	14	3	0
Lackey, John	0-0	1.59	1	1	0	0	0	5.2	3	1	1	1	0	0	4	0	0
Maxwell, Blake	1-2	2.50	13	0	0	0	1	18.0	17	6	5	1	3	5	8	0	0
Miller, Andrew	3-3	2.47	13	12	0	0	0	65.2	42	22	18	2	3	35	61	1	0
Miller, Trevor	0-0	2.70	3	0	0	0	0	3.1	2	1	1	0	0	0	2	0	0
Millwood, Kevin	5-1	4.28	13	13	0	0	0	73.2	79	36	35	7	1	25	66	4	0
Morales, Franklin	0-0	1.42	6	0	0	0	0	6.1	3	3	1	1	1	3	6	0	0
Neuman, Dennis	0-1	4.00	5	0	0	0	2	9.0	6	9	4	0	0	8	5	0	0
Okajima, Hideki	8-1	2.29	34	0	0	0	0	51.0	39	13	13	3	0	9	48	2	0
Pena, Tony	9-6	3.56	33	14	0	0	3	116.1	127	51	46	7	7	36	65	7	1
Rice, Jason	4-5	3.69	44	1	0	0	4	85.1	77	37	35	6	4	42	89	9	2
Ring, Royce	1-2	4.09	9	0	0	0	1	11.0	12	5	5	1	0	3	8	0	0
Santeliz, Clevelan	2-3	4.60	29	0	0	0	0	43.0	40	27	22	3	5	30	37	2	0
Smith, Greg	2-1	3.75	4	4	0	0	0	24.0	19	10	10	2	1	7	15	0	0
Tazawa, Junichi	1-1	2.51	8	0	0	0	0	14.1	14	4	4	1	0	3	19	0	0
Weiland, Kyle	8-10	3.58	24	24	0	0	0	128.1	108	54	51	10	8	55	126	9	2
Wheeler, Dan	0-0	1.93	3	0	0	0	0	4.2	3	1	1	1	0	2	7	1	0
Williams, Randy	1-1	1.41	27	0	0	0	8	32.0	23	7	5	2	4	13	36	2	0
Wilson, Alex	1-0	3.43	4	4	0	0	0	21.0	19	8	8	2	0	7	24	1	0
Totals	66-78	3.57	142	142	1	6	42	1251.0	1113	546	496	123	61	459	1118	70	5



PORTLAND SEA DOGS

EASTERN LEAGUE - DOUBLE-A

HADLOCK FIELD, 271 PARK AVENUE, PORTLAND, ME 04102

President.....	Charlie Eshbach
Executive Vice President/General Manager.....	Geoff Iacussa
Assistant General Manager/Media Relations.....	Chris Cameron
Manager.....	Kevin Boles
Pitching Coach.....	Bob Kipper
Hitting Coach.....	Dave Joppie
Trainer.....	Brandon Henry
Stadium (First Season/Capacity).....	Hadlock Field (1994 / 7,368)
Media Relations Telephone/Fax.....	(207) 874-9300 / (207) 780-0317



KEVIN BOLES, Manager

OPENING DAY AGE: 37

BORN: January 16, 1975 in Chicago, IL

RESIDES: Northport, WA

MINOR LEAGUE MANAGERIAL RECORD: 661-640 (.508)

Kevin enters his 2nd season as manager of the Portland Sea Dogs in 2012. In the 2011 offseason he skippered for the Sydney Blue Sox of the Australian Baseball League to a postseason berth and represented the World Team as a coach for the league's All-Star Game. He previously led Single-A Salem to a 73-65 record in 2010, 2nd place in the Carolina League's Southern Division, and spent 2008-09 at the helm of the Greenville Drive leading the Drive to a 1st-half division title in 2009.

That year he was selected to manage the South Atlantic League's Southern Division All-Star Team.

Kevin spent 2006 and 2007 as manager of the Fort Myers Miracle, a Single-A affiliate of the Minnesota Twins. He also served as a manager in the Twins system with Single-A Beloit in 2005 and Single-A Quad City in 2004.

Prior to joining the Twins, he skippered Kansas City's Rookie-Advanced level Arizona Royals in 2003 and served as a coach with the Gulf Coast League Royals in 2002. He managed Florida's Short-A Utica Blue Sox in 2001 after making his professional managerial debut with the GCL Marlins in 2000, a team he led to a division title.

Kevin was selected by the Chicago Cubs in the 42nd round of the June 1998 draft out of the University of South Florida where he received a Bachelor's Degree in Communications. His father, John Boles, managed the Florida Marlins in 1996 and from 1999-2001.

CAREER MANAGERIAL RECORD

YEAR	CLUB	LEAGUE	W	L	PCT.	DIV.	PLAYOFFS
2000	Marlins	Gulf Coast (R)	40	20	.667	(1st)	
2001	Utica	New York-Penn (A)	27	47	.365	(5th)	lost to GCL Yankees in 1-game playoff
2003	Royals	Arizona (R)	32	22	.593	(3rd)	
2004	Quad City	Midwest (A)	68	68	.500	(6th/4th)	
2005	Beloit	Midwest (A)	69	71	.493	(6th/T-2nd)	lost to Wisconsin, 2-1 in quarterfinals
2006	Ft. Myers	Florida State (A)	80	60	.571	(T-1st/1st)	lost to Dunedin, 2-1 in semifinal
2007	Ft. Myers	Florida State (A)	70	70	.500	(5th/4th)	
2008	Greenville	South Atlantic (A)	70	69	.504	(4th/7th)	
2009	Greenville	South Atlantic (A)	73	65	.529	(1st/4th)	def. Asheville, 2-0 in semi-finals; lost to Lakewood, 3-1 in finals
2010	Salem	Carolina (A)	73	65	.529	(2nd/4th)	
2011	Portland	Eastern (AA)	59	83	.415	(6th)	

Career Totals (11 years)

661 640 .508



BOB KIPPER, Pitching Coach

OPENING DAY AGE: 47

BORN: July 8, 1964 in Aurora, IL

RESIDES: Greer, SC

Bob returns as Portland's pitching coach, a position he's held since 2010 as well as from 2003-04. He previously served as the Greenville Drive's pitching coach from 2005-06 and from 2008-09. In 2009, he joined the Drive's coaching staff on the South Atlantic League All-Star Game roster and was named to the league's year-end All-Star team after guiding his hurlers to a 3.80 ERA. He served as pitching coach in Lancaster in 2007, helping the JetHawks to the California League's best record.

Previously, Kipper served as Boston's bullpen coach in 2002. He was also a pitching coach in the Red Sox farm system with Augusta from 2000-01 and with Lowell in 1999. He spent 3 years from 1996-98 as the pitching coach for Winnipeg of the independent Northern League after beginning his coaching career with the Evansville Otters of the independent Frontier League in 1995.

The 8th overall pick in the 1982 June draft by California, he was 27-37 with 11 saves and a 4.34 ERA in 271 games (45 starts) over 8 Big League seasons for the Angels (1985), Pirates (1985-91) and Twins (1992).

Bob and his wife, Kristin, have 2 daughters, Kaylyn (17) and Kendal (13).



DAVE JOPPIE, Hitting Coach

OPENING DAY AGE: 46

BORN: December 11, 1965 in Hastings, MI

RESIDES: Grand Rapids, MI

Dave returns for a 5th straight season as Portland's hitting coach in 2012. Under his guidance, Sea Dogs batters led the Eastern League in runs in 2011. The club was among the top 3 in the EL in hitting in each of the past 4 years. He served as hitting coach with Lancaster in 2007, helping the JetHawks to a record offensive season in which they set all-time California League marks with 1,081 runs and 217 homers and led the circuit in batting (.296), hits (1,493) and walks (672). He joined the organization as the Wilmington Blue Rocks hitting coach in 2006.

Joppie worked in the Athletics system from 1995-2005, managing Single-A Kane County in 2004 and 2005. After leading the Cougars to the Western Division Championship with an 83-56 record in 2004, he was named Midwest League Manager of the Year as well as *Baseball America's* Class Low-A Minor League Manager of the Year. He served as hitting instructor for Double-A Midland (2001-03), Single-A Visalia (1999), Double-A Huntsville (1998, 1995-96) and Single-A Modesto (1997). He also managed Single-A Vancouver of the Northwest League in 2000.

Dave and his wife, Jennifer, have a son, Casey (6).



BRANDON HENRY, Athletic Trainer

Brandon enters his 1st season as athletic trainer for the Portland Sea Dogs after spending the previous 2 seasons serving in that capacity with the Salem Red Sox. He enters his 6th season with the organization having also served as athletic trainer for the Greenville Drive (2009) and Lowell Spinners (2008-07) and was named New York-Penn League Athletic Trainer of the Year in 2008. Brandon holds a bachelor's degree from Xavier (OH) University and a master's degree from West Virginia University. Previously, he has held training positions with the Cincinnati Reds, Cleveland Indians and the University of Cincinnati men's soccer and baseball teams.

2011 Portland Sea Dogs Season in Review

Record: 59-83, 6th, 18.0 GB (Eastern Division)

In his Sea Dogs managerial debut, **Kevin Boles** led Portland to a 59-83 record in the Eastern League's Northern Division. Portland batters ranked 3rd in the league with a .267 batting average, tops in the Red Sox minor league system, and led the Eastern League in runs (684), total bases (1,996), doubles (298) and RBI (639). The club's 4.78 ERA was 11th in the EL.

OF Chih-Hsien Chiang was named Eastern League Player of the Week for 5/30-6/5, hitting .424 (14-for-33) with 3 doubles, 1 triple, 3 homers, 8 RBI and 8 runs scored during that span. He set a team record with 72 career doubles, surpassing former Sea Dog Brandon Moss who set the previous record at 66 (2005-06).

The 23-year-old was named to the 2011 XM All-Star Futures Game roster as part of the World Team and also represented Portland as a mid- and post-season All-Star. Chiang, who was named the Sea Dogs Most Valuable Player for 2011, hit .340 (109-for-321) with 18 home runs and 76 RBI for Portland in 88 games prior to being traded to the Seattle Mariners on 7/31.

RHP Stephen Fife, OF Alex Hassan, 3B Will Middlebrooks and **RHP Alex Wilson** also represented Portland as part of the 2011 Eastern League All-Star team. Middlebrooks, a post-season All-Star as well, joined Chiang on the XM All-Star Futures Game roster as part of the U.S. Team. The 22-year-old hit .302 (112-for-371) with 18 home runs and 80 RBI in 96 games with the Sea Dogs. He led the EL in RBI and ranked among the league leaders in slugging percentage (.5th, .520), home runs (T-5th, 18) and average (8th, .302) before being promoted to Triple-A Pawtucket on 8/18.

Wilson, named Red Sox Minor League Pitcher of the Year and Sea Dogs Pitcher of the Year, notched a 9-4 record with a 3.05 ERA (38 ER/112.0 IP) in 21 starts for Portland. He was leading the team in innings pitched (112.0) and strikeouts (99) prior to being called up to Triple-A Pawtucket on 8/16.

The Eastern League Pitcher of the Week for 6/6-12, Fife allowed just 1 hit, 1 walk and struck out 7 over 6.1

PORTLAND SEA DOGS, CONTINUED

shutout innings in 1 appearance during that span. He ended the season with an 11-4 record and a 3.66 ERA (42 ER/103.1 IP). His 11 wins were the most in the Red Sox farm system and tied for 2nd in the Eastern League.

Hassan ended the year batting .291(132-for-454) with 34 doubles, 13 home runs and 64 RBI and led the team with 126 games, 75 runs, 132 hits and 76 walks. He ranked 5th in the Red Sox organization in batting.

C Ryan Lavanway hit .284 (59-for-239) with 5 doubles, 14 homers, 38 RBI and 32 walks before being promoted to Triple-A Pawtucket.

Winner of the 2011 Sea Dogs 10th Player Award, **INF Jon Hee** played at least 10 games at 4 different infield positions (1B, 2B, 3B, SS). The 26-year-old batted .275 (91-for-331) with 26 doubles, 4 home runs, 40 RBI and 33 walks. His 26 doubles were the 3rd most on the team.

RHP Jeremy Kehrt was named the Sea Dogs Citizen of the Year for 2011. He posted a 3-2 record with a 4.64 ERA (40 ER/72.2 IP) in 22 games (6 starts) for Portland. Kehrt volunteered much of his time to the community making numerous appearances at schools to speak with students about the importance of education and living a healthy and active lifestyle.

2011 BATTING AND PITCHING STATISTICS

PLAYER	AVG	G	AB	R	H	2B	3B	HR	RBI	SH	SF	HP	BB	SO	SB	CS	E
Bermudez, Ronald	.292	19	72	6	21	2	1	0	6	1	0	0	2	22	0	1	0
Butler, Daniel	.212	21	66	4	14	5	0	0	2	0	0	1	9	11	0	0	3
Chiang, Chih-Hsien	.340	88	321	68	109	37	4	18	76	0	2	10	25	61	6	2	3
Denning, Mitch	.220	86	264	35	58	11	3	6	36	6	3	4	29	64	3	4	1
Dent, Ryan	.206	53	170	20	35	11	0	2	13	0	2	0	17	45	7	3	6
Dominguez, Drew	.000	1	4	0	0	0	0	0	1	0	0	0	0	1	0	0	0
Federowicz, Tim	.277	90	339	46	94	20	0	8	52	0	8	3	32	63	1	0	10
Frias, Vladimir	.250	35	112	10	28	10	0	0	5	0	1	2	3	20	4	1	7
Gedman, Matthew	.000	1	3	0	0	0	0	0	0	0	0	0	0	0	0	0	0
Hassan, Alex	.291	126	454	75	132	34	1	13	64	0	3	12	76	79	8	2	1
Hazelbaker, Jeremy	.266	90	354	60	94	18	3	12	41	5	0	4	42	105	35	8	7
Hedman, Drew	.000	1	1	1	0	0	0	0	1	0	1	1	0	0	0	0	0
Hee, Jonathan	.275	98	331	47	91	26	0	4	40	2	0	12	33	85	3	2	17
Howell, Jeff	.316	10	38	6	12	2	1	2	4	0	0	0	1	13	0	0	0
Khoury, Ryan	.239	61	234	41	56	12	2	4	26	2	0	1	37	56	5	1	8
Lavanway, Ryan	.284	55	208	35	59	5	0	14	38	0	4	2	25	47	0	0	1
Lin, Che-Hsuan	.268	34	138	23	37	5	2	0	11	0	0	3	20	14	12	3	1
Meneses, Heiker	.265	24	83	13	22	3	0	0	6	0	1	3	3	25	2	0	10
Middlebrooks, Will	.302	96	371	54	112	25	1	18	80	0	1	4	21	95	6	0	13
Padron, Jorge	.247	67	243	24	60	7	1	5	28	0	3	0	21	21	1	0	5
Rodriguez, Reynaldo	.253	49	186	25	47	15	1	8	32	0	0	4	9	48	6	0	7
Spring, Matt	.257	20	74	12	19	9	0	4	13	0	0	2	9	27	0	0	0
Tejeda, Oscar	.249	123	457	50	114	24	1	5	41	0	3	3	29	101	13	4	24
Thomas, Tony	.300	6	20	3	6	1	0	0	1	0	0	0	1	7	3	0	1
Valdez, Alex	.316	6	19	3	6	1	0	0	1	0	0	0	3	2	1	0	0
Vazquez, William	.111	11	36	3	4	3	0	0	3	0	0	1	3	12	0	0	0
Wagner, Mark	.259	36	135	20	35	12	2	6	18	0	2	1	9	28	1	0	0
Totals	.267	142	4733	684	1265	298	23	129	639	16	34	73	459	1052	117	31	135

PITCHER	W-L	ERA	G	GS	CG	SHO	SV	IP	H	R	ER	HR	HB	BB	SO	WP	BK
Balcom-Miller, Chris	3-6	4.81	16	16	1	0	0	82.1	103	53	44	4	9	32	75	9	0
Cabral, Cesar	2-4	3.52	24	0	0	0	1	38.1	41	17	15	3	1	16	46	2	2
Clay, Caleb	1-5	7.47	28	2	0	0	0	59.0	72	55	49	9	3	34	53	8	1
Doubront, Felix	1-0	1.80	1	1	0	0	0	5.0	4	1	1	0	0	0	9	0	0
Fernandes, Kyle	3-5	3.73	35	0	0	0	2	62.2	63	36	26	5	5	34	57	1	1
Fields, Josh	3-0	3.12	9	0	0	0	1	17.1	10	6	6	2	1	10	25	3	1
Fife, Stephen	11-4	3.66	19	18	0	0	0	103.1	107	47	42	7	6	37	70	4	0
Garrison, Seth	1-2	4.28	20	0	0	0	0	40.0	35	19	19	3	2	18	37	1	1
Gonzalez, Miguel	0-5	6.17	15	6	0	0	0	46.2	55	41	32	4	7	19	45	3	1
Haeger, Charlie	4-1	3.24	8	8	1	0	0	50.0	40	19	18	5	5	22	49	3	0
Hottovy, Tommy	0-0	1.93	8	0	0	0	1	18.2	12	4	4	0	0	4	18	0	0
Huntzinger, Brock	5-11	6.17	25	25	0	0	0	124.0	159	91	85	23	10	41	123	5	1
Jenks, Bobby	0-0	0.00	1	1	0	0	0	1.0	1	0	0	0	0	0	1	0	0
Kehrt, Jeremy	3-2	4.64	22	6	0	0	1	77.2	88	48	40	11	1	23	38	5	0
Latimer, William	0-0	6.14	3	0	0	0	0	7.1	9	5	5	0	0	2	6	0	0
Lee, Michael	1-6	5.75	24	17	0	0	0	87.2	96	59	56	18	7	39	67	3	0
Luis, Santo	1-1	5.72	16	0	0	0	0	28.1	29	18	18	2	1	16	28	5	0
Martin, Chris	0-1	15.88	3	0	0	0	0	5.2	12	10	10	2	0	1	3	0	0
Maxwell, Blake	3-4	2.43	37	0	0	0	15	55.2	52	22	15	4	4	16	57	2	0
Pimentel, Stolmy	0-9	9.12	15	15	0	0	0	50.1	75	57	51	8	8	23	30	6	1
Portice, Eammon	4-8	4.84	37	0	0	0	0	80.0	72	51	43	12	1	33	87	9	1
Rosario, Charle	1-0	2.08	4	0	0	0	0	8.2	8	5	2	1	0	1	10	1	0
Rusch, Matt	0-3	5.06	4	4	0	0	0	21.1	28	14	12	2	0	4	16	0	0
Tazawa, Junichi	3-2	4.70	8	2	0	0	0	23.0	20	12	12	3	2	7	27	3	0
Wilson, Alex	4-5	3.05	21	21	0	0	0	112.0	103	42	38	8	1	37	99	6	1
Totals	59-83	4.78	142	142	2	7	21	1206.0	1294	732	641	136	74	469	1076	79	11



SALEM RED SOX

CAROLINA LEAGUE - HIGH-A

SALEM MEMORIAL BALLPARK, 1004 TEXAS STREET, SALEM, VA 24153

Vice President/General Manager.....	Todd Stephenson
Senior Assistant General Manager.....	Allen Lawrence
Director, Media Relations.....	Dave Cawley
Manager.....	Billy McMillon
Pitching Coach.....	Kevin Walker
Hitting Coach.....	Rich Gedman
Trainer.....	David Herrera
Stadium (First Season/Capacity).....	LewisGale Field at Salem Memorial Ballpark (1995 / 5,503)
Media Relations Telephone/Fax.....	(540) 389-3333 / (540) 389-9710



BILLY McMILLON, Manager

OPENING DAY AGE: 41

BORN: November 17, 1971 in Otero, NM

RESIDES: Columbia, SC

MINOR LEAGUE MANAGERIAL RECORD: 155-124 (.556)

Billy will serve as Salem's manager after skipping at Greenville from 2010-11 where he led the Drive to the South Atlantic League Championship Series in his 2010 managerial debut. He served as the Drive's hitting coach from 2008-09, guiding the team's offense to a league-best 663 runs and 448 walks while earning a spot on the South Atlantic League All-Star Team in 2009. In his 2008 coaching

debut, the Drive led the league with 468 walks.

Billy spent parts of 6 seasons in the Major Leagues with the Florida Marlins (1996-97), Philadelphia Phillies (1997), Detroit Tigers (2000-01) and Oakland Athletics (2001-04).

Taken by the Marlins in the 8th round of the 1993 First-Year Player Draft, he made his Big League debut on July 26, 1996 vs. San Diego. He set career highs as a member of the Athletics in 2003 with 66 games, 41 hits, 11 doubles, 6 homers and 26 RBI. McMillon appeared in 3 Division Series games for the A's against the Red Sox that season, going 1-for-6 with a walk and a RBI.

Billy earned a B.A. from Clemson University and an MBA from the University of Phoenix. In his 3-year career at Clemson (1991-1993), he had the highest career batting average of (.382) of any former Tiger.

He and his wife, Krista, live in Columbia, SC with children, Kennedy (10) and Jackson (7).

CAREER MANAGERIAL RECORD

YEAR	CLUB	LEAGUE	W	L	PCT.	DIV.	PLAYOFFS
2010	Greenville	South Atlantic (A)	77	62	.554	(2nd)	Def. Savannah, 2-0 in semi-finals; lost to Lakewood, 3-1 in finals
2011	Greenville	South Atlantic (A)	78	62	.557	(2nd)	
Career Totals (2 years)			155	124	.556		



KEVIN WALKER, Pitching Coach

OPENING DAY AGE: 35

BORN: September 20, 1976 in Irving, TX

RESIDES: Holtville, CA

Kevin enters his second season as the Salem Red Sox pitching coach after serving in that capacity for the Greenville Drive in 2010 and for the Lowell Spinners in 2009 in his pro coaching debut. Last season, Salem pitchers gave up the 3rd-fewest walks in the South Atlantic League (364). Under his watch in 2009, Spinners hurlers led the New York-Penn League with 638 strikeouts and ranked 2nd with a franchise-best 2.96 ERA.

A left-handed pitcher, he compiled a 7-3 record and a 4.76 ERA in 122 career Major League games for the San Diego Padres (2000-03), San Francisco Giants (2004) and Chicago White Sox (2005). A 6th-round selection by San Diego in the 1995 First-Year Player Draft, Kevin saw his first Big League action with the Padres in 2000, going 7-1 with a 4.19 ERA in a career-high 70 outings, 2nd-most among Major League rookies that year. His 14-year pro pitching career also included stints in the Texas Rangers (2006) and Colorado Rockies (2007) systems and 2 seasons with Camden of the independent Atlantic League (2007-08).

He and his wife, Aimee, live in Holtville, CA with daughter, Kamryn (7) and son, Brady (6).

**RICH GEDMAN, Hitting Coach****OPENING DAY AGE:** 52**BORN:** September 26, 1959 in Worcester, MA**RESIDES:** Framingham, MA

Rich enters his 1st season as hitting coach with the Salem Red Sox after serving in the same capacity in 2011 for Lowell Spinners. He served as manager of the independent Can-Am League's Worcester Tornadoes for six seasons from 2005-10 and prior to that acted as bench coach for the Can-Am League's North Shore Spirit.

A former catcher, Gedman signed with Boston as a non-drafted free agent in 1977 and played 13 Major League seasons with the Red Sox (1980-90), Astros (1990) and Cardinals (1991-92). A career .252 hitter with 88 home runs and 382 RBI, he earned a pair of All-Star selections in 1985 and 1986. He served as catcher during Boston's American League pennant run in 1986 and caught Roger Clemens' 20-strikeout game on April 29 of that season.

**DAVID HERRERA, Athletic Trainer**

David begins his 5th season in the Red Sox organization and his 1st as the Salem Red Sox athletic trainer. He has also served as athletic trainer for the Greenville Drive from 2010-11, the Lowell Spinners in 2009 and for the Gulf Coast League Red Sox in 2008. Previously, he worked for the St. Joseph Blacksnakes of the independent American Association in the summer of 2006. Prior to that, he served as a student athletic trainer with the baseball, basketball, football and volleyball teams at Graceland (IA) University-Lamoni from 2005-06. David graduated from Graceland in 2007 with a B.A. in athletic training and a minor in health.

2011 Salem Red Sox Season in Review**Record: 64-75, 4th, 12.5 GB (Southern Division) / 1st Half: 31-38, 4th, 9.0 GB / 2nd Half: 33-37, 3rd, 5.5 GB**

The Salem Red Sox finished the 2011 season 4th in the Carolina League Southern Division at 64-75. In his 1st season with the Sox, **Bruce Crabbe** led the Red Sox to a 31-38 record in the 1st half. Salem posted a 32-38 mark in the 2nd half.

The Sox finished with a .254 batting average, 3rd in the circuit and tied for 3rd in the CL with 30 doubles. Sox pitchers combined for a league-worst 4.16 ERA. The Sox were 3rd in the league with a .976 fielding percentage, led by **C Daniel Butler** (.995), who paced league catchers at the position.

The team's regular season attendance of 226,337 at Lewis-Gale Field was 2nd in the Northern Division and ranked 4th overall in the league.

Butler, a Carolina League All-Star, received Player of the Week honors 3 times (4/7-17, 5/31-6/5, and 7/25-7/31) and finished the season with a .241 average (77-for-312). He led the team with 66 RBI, ranked 2nd with 11 home runs and tied for 2nd with 45 walks.

LHP Chris Hernandez, LHP Will Latimer and DH Reynaldo Rodriguez were also named to the 2011 Carolina League All-Star team. Hernandez was unable to participate after pitching the day before the 6/21 game. Rodriguez, who was promoted to Double-A Portland, also did not participate.

Hernandez finished the season 4th in the league, 5th among Red Sox minor leaguers, with a 3.18 ERA (45 ER/127.1 IP). His team-leading 10 wins were tied for 2nd best in the organization and he ranked 3rd on the team in strikeouts (80).

Latimer appeared in a team-high 36 games with a 2.93 ERA (25 ER/76.2 IP), 20 walks and 61 strikeouts.

Rodriguez led the Sox with a .579 slugging percentage and ranked among team leaders in doubles (2nd, 24), batting (3rd, .317, 64-for-202), RBI (T-3rd, 43) and home runs (4th, 9).

3B Kolbrin Vitek ranked among league leaders in batting average (8th, .281) and runs scored (2nd, 78). He led Salem hitters in runs, at-bats (473), hits (133), triples (6) and total bases (176).

SS Derrik Gibson led the league with a .966 fielding percentage at the position. He hit .240 (107-for-445) with 20 doubles, 30 RBI, 48 walks and 56 runs scored.

RF Bryce Brentz was named Offensive Co-Player of the Year for the Red Sox, batting .274 (79-for-288) with 15 doubles, 19 home runs, 58 RBI and 48 runs scored. Named CL Player of the Week for 6/27-7/3, he was also honored as Topps Player of the Month in the Carolina League for August after hitting .321 (34-for-106) with 7 home runs and 23 RBI during the month and also selected to the circuit's a post-season All-Star team.

SALEM RED SOX, CONTINUED

2011 BATTING AND PITCHING STATISTICS

PLAYER	AVG	G	AB	R	H	2B	3B	HR	RBI	SH	SF	HP	BB	SO	SB	CS	E
Almanzar, Michael	.182	61	220	18	40	8	0	2	15	1	1	3	9	55	3	3	10
Bermudez, Ronald	.194	9	31	5	6	3	0	0	3	1	0	1	2	4	1	0	0
Brentz, Bryce	.274	75	288	48	79	15	1	19	58	0	4	3	26	80	1	1	9
Butler, Daniel	.247	91	312	39	77	20	0	11	66	0	5	7	45	56	4	1	3
Dominguez, Drew	.200	2	5	1	1	0	0	0	0	0	0	1	1	3	0	0	0
Escobar, Leonel	.200	4	10	0	2	0	0	0	0	0	0	0	1	2	0	0	0
Frias, Vladimir	.197	24	71	10	14	4	0	3	13	1	0	3	9	16	4	4	2
Garcia, Joantoni	.333	2	6	0	2	0	0	0	0	1	0	0	0	2	0	1	1
Gentile, Zach	.273	80	253	33	69	10	1	0	20	6	1	7	31	42	3	2	4
Gibson, Derrick	.240	128	445	56	107	20	3	1	30	9	2	6	48	86	24	9	19
Hazelbaker, Jeremy	.279	34	122	26	34	9	0	5	14	0	0	2	20	34	12	6	1
Head, Miles	.254	63	232	27	59	12	1	7	29	0	1	6	20	56	0	2	3
Hissey, Peter	.241	97	378	38	91	25	3	2	41	4	4	7	25	93	27	11	1
Kang, James	.189	14	37	2	7	1	0	0	2	0	0	1	3	11	1	0	2
Mailman, David	.212	79	260	27	55	20	1	6	25	0	1	1	31	70	7	3	4
Meneses, Heiker	.356	26	101	23	36	9	5	1	13	1	1	3	8	24	6	1	2
Padron, Jorge	.248	60	226	26	56	12	3	2	27	0	2	3	21	25	0	0	1
Peley, Josue	.276	36	123	17	34	6	0	0	9	1	2	0	7	27	4	1	2
Pichardo, Wilfred	.244	23	86	8	21	4	1	0	6	3	2	1	3	28	2	5	0
Rodriguez, Reynaldo	.317	56	202	44	64	24	1	9	43	0	5	3	27	43	7	2	2
Spring, Matt	.250	24	88	13	22	7	0	7	23	0	0	0	6	32	0	1	0
Valdez, Alex	.243	39	140	13	34	11	2	1	15	0	2	0	13	40	4	1	3
Vitek, Kolbrin	.281	123	473	78	133	22	6	3	43	0	4	7	45	102	12	3	28
Wagner, Mark	.264	26	87	14	23	4	0	4	14	0	2	1	14	16	1	0	3
Wilkerson, Shannon	.251	102	342	54	86	18	2	10	39	2	5	4	34	70	13	3	3
Totals	.254	139	4538	620	1152	264	30	93	548	30	44	70	449	1017	136	60	130

PITCHER	W-L	ERA	G	GS	CG	SHO	SV	IP	H	R	ER	HR	HB	BB	SO	WP	BK
Balcom-Miller, Chris	3-1	2.34	7	7	0	0	0	34.2	24	10	9	2	3	11	37	2	0
Batista, Anatanaer	4-3	4.44	27	0	0	0	2	52.2	54	31	26	5	2	26	46	4	0
Bayer, Jeremiah	7-4	3.26	36	0	0	0	4	91.0	86	35	33	4	8	32	69	8	0
Britton, Drake	1-13	6.91	26	26	0	0	0	97.2	111	81	75	12	6	55	89	16	0
Cabral, Cesar	1-0	1.62	12	0	0	0	8	16.2	15	5	3	0	0	5	24	2	0
Ebert, Tom	5-6	4.09	31	4	0	0	1	83.2	67	40	38	7	16	37	71	8	0
Flasher, Jordan	3-0	2.92	5	0	0	0	0	12.1	13	5	4	0	1	5	5	1	0
Gentile, Zach	0-0	18.00	1	0	0	0	0	1.0	1	2	2	1	0	1	0	0	0
Gleason, Michael	0-2	6.86	13	0	0	0	2	19.2	27	15	15	2	4	9	16	0	1
Gonzalez, Miguel	0-1	1.80	2	2	0	0	0	5.0	5	1	1	0	1	2	4	0	0
Hernandez, Chris	10-7	3.18	25	25	1	0	0	127.1	112	53	45	8	6	51	80	6	0
Herold, Mitch	1-2	3.35	22	0	0	0	2	40.1	31	16	15	1	1	13	32	5	0
Hose, T.J.	1-1	4.22	6	0	0	0	1	10.2	11	5	5	2	0	7	9	5	0
Latimer, William	1-0	2.93	36	0	0	0	8	76.2	64	30	25	5	2	20	61	0	0
Martin, Chris	2-1	0.92	13	0	0	0	4	39.1	29	4	4	0	3	6	24	0	0
Neuman, Dennis	0-3	5.40	7	0	0	0	0	11.2	15	8	7	2	1	12	8	3	0
Pimentel, Stolmy	6-4	4.53	11	10	0	0	0	51.2	50	29	26	8	8	16	35	5	0
Pressly, Ryan	6-11	4.50	26	26	0	0	0	130.0	125	84	65	9	13	53	72	11	0
Ranaudo, Anthony	5-5	4.33	16	16	0	0	0	81.0	80	43	39	6	9	30	67	6	0
Rivera, Manuel	0-2	5.59	5	2	0	0	2	19.1	18	12	12	3	1	10	8	3	0
Ruiz, Pete	6-5	5.31	28	15	0	0	1	115.1	126	80	68	5	12	55	94	7	0
Tazawa, Junichi	0-1	6.05	6	6	0	0	0	19.1	20	13	13	4	3	6	13	0	0
Volz, Kendal	2-3	3.33	31	0	0	0	2	51.1	42	19	19	6	2	12	56	3	0
Totals	64-74	4.16	139	139	1	6	37	1188.1	1126	621	549	92	102	474	920	95	1



GREENVILLE DRIVE

SOUTH ATLANTIC LEAGUE - SINGLE-A

FLUOR FIELD AT THE WEST END, 945 SOUTH MAIN STREET, GREENVILLE, SC 29601

Co-Owner/President.....	Craig Brown
General Manager.....	Mike delMaine
Senior Director, Marketing and Media Relations.....	Eric Jarinko
Manager.....	Carlos Febles
Pitching Coach.....	Dick Such
Hitting Coach.....	Darren Fenster
Trainer.....	Mauricio Elizondo
Stadium (First Season/Capacity).....	Fluor Field at the West End (2006 / 5,700)
Media Relations Telephone/Fax.....	(864) 240-4515 / (864) 240-4501



CARLOS FEBLES, Manager

OPENING DAY AGE: 35

BORN: May 24, 1976 in El Seibo, DR

RESIDES: La Romana, DR

MINOR LEAGUE MANAGERIAL RECORD: 29-45 (.392)

Carlos begins his 1st season at the helm for Greenville after making his managerial debut with the Spinners in 2011. He previously held positions as hitting coach with the Salem Red Sox (2009-10) and Lancaster JetHawks (2008) after making his professional coaching debut with Lowell in 2007. He led the JetHawks to California League-best marks in batting (.285), hits (1,423) and homers (154) in 2008.

The second baseman spent 6 seasons with the Kansas City Royals from 1998-03, batting .250 with 24 home runs and 146 RBI. As a rookie in 1999, he set career highs in homers (10), RBI (53) and stolen bases (20), ranking among AL rookies in triples (1st, 9), OBP (2nd, .336), walks (2nd, 47), stolen bases (T-2nd) and runs (3rd, 71).

He played his final professional season for the Red Sox organization with Pawtucket in 2004, batting .257 (67-for-261) with 3 homers and 28 RBI in 68 games.

Carlos and his wife, Nedelin, have two children: Karla and Carlos Jr.

CAREER MANAGERIAL RECORD

YEAR	CLUB	LEAGUE	W	L	PCT.	DIV.	PLAYOFFS
2011	Lowell	New York-Penn (A)	29	45	.392	(4th)	



DICK SUCH, Pitching Coach

OPENING DAY AGE: 67

BORN: October 15, 1944 in Sanford, NC

RESIDES: Sanford, NC

Dick enters his 4th season as a pitching coach in the Red Sox farm system and his 2nd at Greenville after serving the Salem Red Sox in that role from 2009-10. Last year, Drive hurlers were 3rd in the league in strikeouts (1,131) and issued the 3rd-fewest walks (364). In 2009, he led Salem to a league-best 1,113 strikeouts and a 3.80 ERA, 3rd in the circuit. He previously served as a pitching coach in the independent Atlantic League for 3 seasons, including 2 years with the Camden Riversharks from 2007-08.

The North Carolina native worked as a pitching coach for the Minnesota Twins for 17 years from 1985-01, helping the club to 2 World Series championships in 1987 and 1991, and for the Texas Rangers from 1983-85.

As a right-handed pitcher, he made 21 appearances for manager Ted Williams and the Washington Senators in 1970, his only season at the Major League level. He compiled a 1-5 record with a 7.56 ERA in 50.0 innings of Major League work.

Dick resides in Sanford, NC with his wife, Pamela Geisinger Such.



Darren Fenster, Hitting Coach

OPENING DAY AGE: 33

BORN: September 11, 1978 in Edison, NJ

RESIDES: Neptune, NJ

Darren joins Greenville in his affiliated coaching debut after spending 6 seasons on the Rutgers University baseball staff, including 3 as an assistant coach (2009-11). He also served as an assistant coach for the Cape Cod Baseball League's Orleans Cardinals in 2008 where he guided the club to a league-best 25-17-2 regular-season record.

Selected by Kansas City in the 12th round of the 2000 First-Year Player Draft, Darren was named a Carolina League All-Star in 2002 and 2004 as a member of the Wilmington Blue Rocks. He spent 5 seasons in the Royals minor league system hitting .267 with 63 doubles, 179 RBI and 232 walks in 238 games.

A two-time All-American shortstop at Rutgers University, he was elected into the Rutgers Olympic Sports Hall of Fame in 2008. Darren was also named to the Middletown High School South Athletic Hall of Fame in 2007.



MAURICIO ELIZONDO, Athletic Trainer

Mauricio enters his 5th season in the Red Sox organization and his 1st as athletic trainer with Greenville. He previously served as athletic trainer for Lowell (2010-11) after joining the system as an athletic training intern with the Gulf Coast League Red Sox in Fort Myers from 2008-09. He graduated from Oregon State University with a BS in exercise and sports science before receiving an MS in exercise science at the University of Idaho. The native of Ciudad Obregón, México is a certified Strength and Conditioning Specialist by the National Strength and Conditioning Association.

2011 Greenville Drive Season in Review

Record: 78-62, 2nd, 1.5 GB (Southern Division) / 1st Half: 38-32, 2nd, 1.5 GB / 2nd Half: 40-30, T-1st, 2.0 GA

In his 2nd year as Greenville's manager, **Billy McMillon** led the Drive to a 78-62 season, 2nd in the South Atlantic League Southern Division and 1.5 games out of 1st place, but the team failed to make the postseason for the 1st time since 2008. Greenville closed out the regular season tied for 1st place with a 40-30 record after posting a 38-32 record (2nd place, 1.5 games back) the 1st half.

The club's regular season attendance of 327,558 at Fluor Field led the Southern Division for the 5th straight year and ranked 3rd overall in the league.

Greenville's .263 batting average ranked 5th in the league. The Drive stole a SAL-high 199 bases and finished 2nd in runs (635), hits (1,266) and RBI (671). Club hurlers posted a 3.97 ERA, 6th in the circuit, struck out the 3rd-most batters (1,131) and allowed the 3rd-fewest walks (364).

C Christian Vazquez was named Red Sox Minor League Defensive Player of the Year, having committed just 9 errors in 904 chances for a .991 fielding percentage in 97 games as catcher. He threw out 33% (37 of 111) of opposing base stealers in 2011. He hit .283 (111-for-444) with 27 doubles, 3 triples, 18 home runs, 84 RBI and 43 walks in 105 games with the Drive. The 21-year-old was twice named Player of the Week in the South Atlantic League (6/20-26 and 8/29-9/5).

The Drive were represented by **LHP Manuel Rivera**, **1B Miles Head** and **RF Brandon Jacobs** in the South Atlantic League All-Star Game. Athletic Trainer **David Herrera** was also selected to the team's field staff for the 2nd consecutive season. Jacobs went 2-for-4 with a double, a walk and a run scored for the Southern Division as they topped the Northern Division, 6-3.

Jacobs, also a post-season South Atlantic League All-Star, ended the year batting .303 (134-for-442), 2nd in the Red Sox organization and 6th in the league, and led the club in hits and doubles (32). His 30 stolen bases were 2nd on the team and 4th among Red Sox minor leaguers.

Head hit .338 (89-for-263) with 25 doubles, 15 homers, 53 RBI and 61 runs scored before joining Single-A Salem on 6/27. He was named Player of the Week for 5/30-6/5, batting .458 (11-for-24) with 3 doubles, 2 homers, 5 RBI and 4 walks in that span.

Rivera was named Pitcher of the Week for 4/25-5/1, striking out 8 and not allowing a walk through 6.0 scoreless frames in 1 start that week. He finished the year with a 3.58 ERA (39 ER/98.0 IP), 23 walks and 98 strikeouts.

RHP Keith Couch ranked among league leaders with a 3.54 ERA (8th, 54 ER/137.1 IP) and was 6th overall in the Red Sox farm system. His 123 strikeouts led the team and were 2nd among Sox minor leaguers.

GREENVILLE DRIVE, CONTINUED

CF Felix Sanchez led the South Atlantic League with 55 stolen bases, the most in the Red Sox organization, after pacing the New York-Penn League with a Spinners-record 38 stolen bases in 2010. The 21-year-old, who was named Red Sox Minor League Base Runner of the Year, was caught stealing just 10 times for an 84.6 percent success rate. He ranked among team leaders in runs (1st, 81), triples (2nd, 7) and walks (T-2nd, 23).

RF Bryce Brentz set a franchise record for the Greenville Drive with a 36-game on-base streak to start the season. Named Player of the Week in the South Atlantic League for 5/9-15, he hit .359 (61-for-170) with 10 doubles, three triples, 11 home runs, 36 RBI and 14 walks in Greenville before making his Salem debut on 5/21.

2011 BATTING AND PITCHING STATISTICS

PLAYER	AVG	G	AB	R	H	2B	3B	HR	RBI	SH	SF	HP	BB	SO	SB	CS	E
Almanzar, Michael	.220	50	177	15	39	10	0	2	31	0	2	6	6	38	1	2	4
Blair, Carson	.190	33	100	12	19	8	0	3	9	0	1	0	14	40	0	0	1
Bogaerts, Xander	.260	72	265	38	69	14	2	16	45	0	4	2	25	71	1	3	26
Bradley, Jackie	.333	4	15	2	5	1	0	1	3	0	0	0	0	3	0	0	0
Brentz, Bryce	.359	40	170	43	61	10	3	11	36	0	0	2	14	35	2	2	8
Coyle, Sean	.247	106	384	77	95	27	7	14	64	2	7	13	60	110	20	6	20
Dominguez, Drew	.179	24	84	13	15	0	0	1	6	0	1	2	5	26	3	0	0
Escobar, Leonel	.357	4	14	2	5	0	0	0	0	0	0	0	2	4	0	0	0
Garcia, Jose	.219	52	215	21	47	6	2	5	28	1	1	1	13	58	14	1	20
Head, Miles	.338	66	263	61	89	25	1	15	53	0	2	3	30	53	4	2	4
Hedman, Drew	.272	95	324	46	88	21	1	6	45	0	2	10	38	77	9	5	4
Hernandez, Jayson	.333	1	3	1	1	0	0	0	0	0	0	0	0	1	0	0	0
Jacobs, Brandon	.303	115	442	75	134	32	3	17	80	0	5	12	43	123	30	7	4
Johnson, Matty	.289	28	90	17	26	1	1	0	6	4	0	1	13	18	4	4	0
Kang, James	.184	25	76	9	14	2	0	0	1	1	0	2	8	36	1	1	5
LeBlanc, Lucas	.223	61	238	28	53	8	3	1	31	0	0	4	7	69	10	5	2
Meneses, Heiker	.277	51	206	38	57	6	2	2	22	2	0	8	18	56	17	5	4
Peley, Josue	.313	13	48	6	15	4	0	0	3	0	1	2	3	5	2	1	0
Pichardo, Wilfred	.309	26	94	9	29	7	1	0	5	3	0	0	2	23	6	3	1
Ramos, Henry	.262	85	332	40	87	17	4	5	43	0	3	2	17	76	15	6	7
Renfro, David	.240	107	387	43	93	23	3	8	45	0	4	4	28	106	4	3	17
Reyes, Roberto	.000	1	1	0	0	0	0	0	0	0	0	0	0	1	0	0	0
Sanchez, Felix	.233	119	455	81	106	13	4	0	29	4	1	11	43	130	55	10	9
Shaw, Travis	.333	2	9	1	3	1	0	0	1	0	0	0	1	0	0	0	0
Thompson, Jason	.208	8	24	3	5	1	1	0	1	0	0	1	5	12	0	0	3
Vazquez, Christian	.283	105	392	71	111	27	3	18	84	0	4	5	43	84	1	1	8
Totals	.263	140	4808	752	1266	264	41	125	671	17	38	91	438	1255	199	67	159

PITCHER	W-L	ERA	G	GS	CG	SHO	SV	IP	H	R	ER	HR	HB	BB	SO	WP	BK
Celestino, Miguel	10-6	3.84	27	27	0	0	0	140.2	146	74	60	8	6	33	106	17	1
Cervinka, Hunter	0-2	10.8	7	0	0	0	0	20.0	22	24	24	2	2	18	18	4	0
Couch, Keith	7-5	3.54	28	18	0	0	3	137.1	145	66	54	11	12	19	123	2	3
Dominguez, Drew	0-0	27.00	1	0	0	0	0	0.1	2	1	1	1	0	1	0	0	0
Erasmus, Justin	4-1	1.11	24	0	0	0	1	40.2	37	9	5	2	1	11	36	2	0
Flasher, Jordan	2-2	4.96	18	0	0	0	1	32.2	28	21	18	3	1	18	38	2	0
Gleason, Michael	1-0	2.88	14	0	0	0	5	25.0	18	8	8	2	2	10	24	1	0
Jones, Andrew	1-1	1.50	8	0	0	0	2	18.0	11	3	3	0	1	2	15	0	0
Kang, James	0-1	27.00	1	0	0	0	0	0.1	2	1	1	0	0	0	0	0	0
Lockwood, Tyler	5-8	6.00	39	0	0	0	3	69.0	106	52	46	8	8	9	62	5	0
Martin, Chris	4-0	2.17	7	1	0	0	0	29.0	16	7	7	1	3	6	28	0	0
Neuman, Dennis	2-1	5.94	24	0	0	0	5	33.1	28	25	22	9	6	16	33	1	0
Olmsted, Michael	1-0	1.59	18	0	0	0	4	28.1	17	7	5	0	2	9	44	3	0
Price, Matthew	0-0	6.75	1	0	0	0	0	1.1	3	1	1	0	0	1	1	0	0
Ranaudo, Anthony	4-1	3.33	10	10	0	0	0	46.0	35	20	17	4	4	16	50	1	0
Rau, Garrett	3-4	6.14	27	0	0	0	2	48.1	53	40	33	4	8	26	44	3	0
Rivera, Manuel	5-4	3.58	20	20	0	0	0	98.0	84	43	39	16	5	23	98	6	0
Rodriguez, Juan	2-4	5.19	32	0	0	0	0	59.0	57	38	34	3	8	32	88	6	0
Rosario, Charlie	6-1	4.66	31	1	0	0	4	58.0	71	33	30	4	0	22	53	4	0
Stroup, Kyle	6-6	3.67	21	21	1	0	0	95.2	101	44	39	6	4	26	75	6	1
Swinson, Scott	5-5	3.27	25	10	0	0	0	85.1	84	37	31	7	2	17	61	1	0
Wilson, Tyler	4-3	3.03	9	6	0	0	2	38.2	36	14	13	6	2	16	19	3	0
Workman, Brandon	6-7	3.71	26	26	0	0	0	131.0	128	67	54	10	5	33	115	6	0
Totals	78-62	3.97	140	140	1	9	32	1236.0	1230	635	545	107	82	364	1131	73	6



LOWELL SPINNERS

NEW YORK-PENN LEAGUE - SHORT-A

LELACHEUR PARK, 450 AIKEN STREET, LOWELL, MA 01854

Owner/Chief Executive Officer	Drew Weber
President/General Manager	Tim Bawmann
Vice President of Corporate Communications	Jon Goode
Director, Media Relations	Jon Boswell
Manager	Bruce Crabbe
Pitching Coach	Paul Abbott
Hitting Coach	Nelson Paulino
Trainer	Mackenzie Zabbo
Stadium (First Season/Capacity)	Edward LeLacheur Park (1998 / 5,030)
Media Relations Telephone/Fax	(978) 805-5117 / (978) 459-1674



BRUCE CRABBE, Manager

OPENING DAY AGE: 50

BORN: February 14, 1962 in Louisville, KY

RESIDES: Orlando, FL

MINOR LEAGUE MANAGERIAL RECORD: 306-325 (.485)

Bruce enters his 8th year in the Red Sox organization and his 9th campaign as a minor league manager returning to Lowell after managing the club in 2006 and 2010. He previously skippered in Boston's farm system for the Salem Red Sox in 2011 and spent 4 seasons from 2006-09 as Boston's minor league infield coordinator. His tenure with the Red Sox began as hitting coach for the Wilmington Blue Rocks in 2005.

Bruce spent 7 years with the Texas Rangers from 1998-04, the last 3 as a hitting and infield coach for Triple-A Oklahoma. From 1998-01, he served dual roles as a Triple-A Coach and Single-A Pulaski's manager. In 1999, he led Pulaski to the best record in the Appalachian League and was named Manager of the Year. Crabbe spent 1995-97 as the manager, director of player development and scouting and infield coach for the Colorado Silver Bullets, a professional women's baseball team.

Bruce played professionally in the Cubs, Blue Jays and Braves systems from 1984-92 after attending the University of Florida, where he was an All-American selection in 1984. He holds a bachelor's degree in liberal arts.

CAREER MANAGERIAL RECORD

YEAR	CLUB	LEAGUE	W	L	PCT.	DIV.	PLAYOFFS
1994	Butte	Pioneer (R)	24	48	.333	(8th)	
1998	Pulaski	Appalachian (A)	29	37	.439	(4th)	
1999	Pulaski	Appalachian (A)	48	21	.696	(1st)	lost to Martinsville, 2-0 in finals
2000	Pulaski	Appalachian (A)	40	28	.588	(2nd)	
2001	Pulaski	Appalachian (A)	38	30	.558	(3rd)	
2006	Lowell	New York-Penn (A)	39	36	.520	(3rd)	
2010	Lowell	New York-Penn (A)	24	50	.324	(4th)	
2011	Salem	Carolina (A)	64	75	.460	(4th)	

Career Totals (8 years) 306 325 .485



PAUL ABBOTT, Pitching Coach

OPENING DAY AGE: 44

BORN: September 15, 1967 in Van Nuys, CA

RESIDES: Fullerton, CA

Paul enters his 2nd season as Lowell's pitching coach after making his affiliated coaching debut with the Spinners in 2011. He previously spent 2 seasons with the independent Golden League's Orange County Flyers, serving as manager in 2010 and as pitching coach in 2009. He was also an assistant coach at Fullerton (CA) Junior College.

A right-handed pitcher, he played 20 seasons of professional ball from 1985-05 and spent parts of 11 seasons in the Major Leagues with the Twins (1990-92), Indians (1993), Mariners (1998-02), Royals (2003), Devil Rays (2004) and Phillies (2004). He was originally selected by Minnesota in the 3rd round of the 1985 draft and earned a career-high 17 victories during the Mariners 116-win season in 2001.

Paul lives in Fullerton, CA and has 4 children: Lance (25), Trent (24), Chloe (14) and Reese (11).



NELSON PAULINO, Hitting Coach

OPENING DAY AGE: 39

BORN: January 20, 1973 in Salcedo, DR

RESIDES: San Pedro de Macoris, DR

Nelson enters his 1st year as hitting coach with the Spinners and his 15th consecutive year with the Red Sox after joining the organization in 1998. He previously served as hitting coach for Boston's Dominican Summer League club from 2008-11 and from 2001-02. Nelson was the DSL club's bench coach in 2007 and manager from 2003-06. The switch-hitting infielder played 4 years in the Braves farm system from 1991-94, hitting .261 with 5 homers and 56 stolen bases in 306 career minor league games. Nelson and his wife, Neltkis Peguero, have three children: Angelina, Chrisberlin and Nelson Jr.



Mackenzie Zabbo, Athletic Trainer

Mackenzie enters her 3rd season with the Red Sox organization and her 1st as athletic trainer with the Lowell Spinners. In 2011, she served as an assistant athletic trainer with the Greenville Drive and spent the 2010 season as an intern with the GCL Red Sox. She graduated from the University of New England with a BS in athletic training education before receiving an MS in Exercise Physiology at Brunel University in London.

2011 Lowell Spinners Season in Review

Record: 29-45, 4th, 16.0 GB (Stedler Division)

Led by **Carlos Febles** in his managerial debut, the Spinners finished the 2011 season with a 29-45 record, 4th in the New York-Penn League's Stedler Division.

Lowell ranked 9th with a .246 team batting average, up from 12th in 2010 when the team average was .235, and led the NYPL with a franchise-record 55 home runs, breaking the previous record of 44 set in 1999.

Club hurlers combined for 13th in the league with a 4.50 ERA but allowed the 3rd-fewest hits (584). They set a franchise record for most walks allowed, with a league-high 326 free passes. The team was tied for 8th with a .964 fielding percentage and was 4th in the circuit with 58 double plays turned.

Hosting the 2011 New York-Penn League All-Star Game at LeLachur Park, the Spinners saw **OF Keury De La Cruz** and **OF Seth Schwindenhammer** represent Lowell in front of a sell-out crowd of 5,030. Also selected to the team were **OF Matty Johnson**, who was promoted to Greenville, and **3B Garin Cecchini** who was unable to play due to injury.

In his 1st professional season, Cecchini, who was named NYPL Player of the Week for 7/18-25, was batting .298 with a league-leading 12 doubles, ranking 4th in stolen bases (12) and tied for 5th in RBI (23) through 32 games before being hit by a pitch on July 23, breaking his wrist to end the season.

De La Cruz led the NYPL in at-bats (300) and was 3rd in the league in hits (79). He stole 12 bases in the Spinners 1st 20 games and finished 2nd on the team with 15 swipes in a team-high 71 games.

Schwindenhammer was tied for 3rd in the league with 9 home runs, leading the Spinners and setting a new franchise record for most homers by a left-handed hitter. He also set a franchise mark with 106 strikeouts. Schwindenhammer won the 2011 NYPL All-Star Skills Competition for the American League team on a last-swing home run.

After allowing 7 earned runs in his 1st start with the Spinners on 6/20, **RHP Luis Diaz** posted a 1.77 ERA (14 ER/71.1 IP) the rest of the way. Diaz' 2.53 ERA ranked 6th in the NYPL and he held opposing batters to a league-best .208 batting average. He ranked 2nd in the NYPL with a 0.96 WHIP, walking just 15 in 74.2 innings.

In his 3rd season with the Spinners, **2B Joantoni Garcia** set new franchise records for career games played (170) and at-bats (527), breaking marks set by former teammate Ronald Bermudez (127 G, 466 AB, 2008-09). Garcia's 98 hits rank 2nd all-time behind Bermudez's 108 and his 29 doubles also rank 2nd to Mario Campos (31, 2001-02).

INF Travis Shaw had an 8-game hit streak from 6/20-30 and set a Spinners record for total bases in a single game at Connecticut on 7/2 going 4-for-4 with 2 walks, 3 doubles, a home run, 5 RBI and 3 runs scored. Shaw led the team with 36 RBI and ranked 2nd with 8 home runs.

LOWELL SPINNERS, CONTINUED

2011 BATTING AND PITCHING STATISTICS

PLAYER	AVG	G	AB	R	H	2B	3B	HR	RBI	SH	SF	HP	BB	SO	SB	CS	E
Blair, Carson	.231	3	13	1	3	1	0	0	0	0	0	0	0	6	0	0	0
Bradley, Jackie	.190	6	21	5	4	0	0	0	0	0	0	0	4	5	0	2	0
Cecchini, Garin	.298	32	114	21	34	12	1	3	23	0	0	2	17	19	12	2	10
Daeges, Zach	.000	2	6	0	0	0	0	0	0	0	0	0	3	1	0	0	0
De La Cruz, Keury	.263	71	300	31	79	14	6	4	24	0	0	2	10	56	15	11	6
Dent, Ryan	.200	1	5	0	1	1	0	0	2	0	0	0	0	2	0	0	0
Drew, J.D.	.000	1	2	1	0	0	0	0	0	0	0	1	1	1	0	0	0
Escobar, Leonel	.200	10	30	2	6	1	0	0	2	0	0	2	4	5	0	0	1
Garcia, Joantoni	.165	52	158	14	26	6	0	3	9	1	0	0	10	48	1	1	7
Garcia, Jose	.250	55	212	38	53	11	4	6	24	1	2	3	18	62	22	6	17
Gedman, Matthew	.169	23	77	4	13	0	0	1	2	0	0	0	3	8	0	0	5
Hernandez, Jayson	.252	34	115	12	29	6	1	1	18	0	3	7	9	20	2	0	7
Ibarra, Adalberto	.245	16	53	5	13	2	0	0	1	0	0	1	13	9	2	1	0
Johnson, Matty	.321	32	109	21	35	6	1	0	8	1	0	2	16	17	15	1	1
Kalish, Ryan	.500	2	6	2	3	0	0	0	2	0	0	0	1	1	0	0	0
LeBlanc, Lucas	.000	1	3	0	0	0	0	0	0	0	0	0	0	3	0	0	0
Marquis, Matthew	.337	25	83	12	28	4	0	3	13	0	1	4	10	21	0	2	0
Middlebrooks, Will	.333	4	12	4	4	1	0	3	6	0	1	0	2	1	1	0	0
Moanaroo, Boss	.241	58	203	23	49	11	3	5	31	0	0	1	29	73	0	0	8
Moanaroo, Moko	.260	31	96	9	25	7	0	3	16	0	0	0	11	16	1	1	2
Natoli, Nick	.276	11	29	3	8	2	0	0	3	0	0	0	3	1	0	0	4
Perez, Oscar	.135	11	37	1	5	0	0	0	1	1	0	0	0	6	0	0	2
Ramos, Roberto	.214	21	42	6	9	0	0	0	4	1	0	0	3	14	6	1	3
Roberson, Tim	.299	22	67	6	20	2	0	3	9	1	1	0	3	10	0	0	2
Robinson, Nick	.263	9	19	4	5	1	0	0	3	0	0	0	3	3	0	0	1
Rodriguez, Reynaldo	.333	4	15	4	5	0	0	1	2	0	0	0	3	5	1	0	0
Schwindenhammer, Seth	.213	57	207	26	44	10	1	9	29	0	1	0	17	106	0	2	2
Shaw, Travis	.262	57	202	33	53	13	0	8	36	0	2	2	34	47	3	0	9
Thompson, Jason	.241	25	87	16	21	3	0	1	5	2	0	2	8	25	2	1	3
Turocy, Drew	.228	49	162	16	37	3	1	1	17	0	3	1	9	36	3	0	2
Totals	.246	74	2485	320	612	117	18	55	290	8	14	30	244	627	86	31	97
PITCHER	W-L	ERA	G	GS	CG	SHO	SV	IP	H	R	ER	HR	HB	BB	SO	WP	BK
Alcantara, Raul	0-3	6.23	4	4	0	0	0	17.1	25	14	12	0	1	6	14	0	0
Bastardo, Luis	3-2	3.45	14	0	0	0	1	44.1	30	20	17	3	0	27	64	9	1
Brahney, Kevin	2-0	6.67	17	0	0	0	0	27.0	36	23	20	0	1	17	25	6	0
Cervenka, Hunter	2-8	6.84	15	5	0	0	1	52.2	51	46	40	5	1	40	51	13	1
Diaz, Luis	4-4	2.53	14	14	0	0	0	74.2	57	25	21	3	5	15	41	7	1
Doubront, Felix	0-0	0.00	1	1	0	0	0	2.0	0	0	0	0	0	0	4	0	0
Garcia, Jason	3-3	3.88	13	13	0	0	0	55.2	52	38	24	1	6	36	40	4	0
Herold, Mitch	0-0	0.00	1	0	0	0	0	1.0	0	0	0	0	0	0	0	0	0
Holtmeyer, Joe	0-1	9.90	6	1	0	0	0	10.0	13	11	11	4	2	5	12	0	0
Huijter, Swen	2-2	2.43	14	0	0	0	0	40.2	32	15	11	3	4	17	34	7	0
Huseby, Christopher	0-0	3.00	6	0	0	0	0	6.0	6	2	2	0	2	3	9	3	0
Jones, Andrew	1-0	0.87	9	0	0	0	1	10.1	8	1	1	0	0	0	4	2	0
Kapteyn, Braden	0-0	12.21	12	1	0	0	0	14.0	9	19	19	0	6	22	22	18	0
Lee, Michael	0-1	2.35	2	2	0	0	0	7.2	5	3	2	0	1	4	8	0	0
McCarthy, Michael	1-1	4.64	17	0	0	0	4	21.1	16	12	11	2	2	10	27	2	0
Moanaroo, Moko	0-0	0.00	1	0	0	0	0	1.0	1	0	0	0	0	0	0	0	0
Ogando, Nefi	1-5	2.83	15	2	0	0	0	57.1	53	26	18	2	2	31	38	5	0
Ott, Matty	2-0	3.75	14	0	0	0	0	24.0	20	11	10	1	0	9	20	2	0
Pena, Miguel	1-0	2.35	5	2	0	0	0	15.1	10	4	4	0	0	3	22	1	1
Ramos, Roberto	1-0	3.00	2	0	0	0	0	3.0	1	1	1	1	1	1	1	0	0
Scott, Robby	1-1	1.59	2	0	0	0	0	5.2	2	2	1	1	2	1	5	0	0
Velette, Raynel	2-4	6.50	14	12	0	0	0	54.0	59	46	39	9	8	36	36	11	1
Vogt, Corey	0-1	21.00	3	0	0	0	0	3.0	4	7	7	0	0	5	2	2	0
Wilson, Tyler	2-3	3.99	7	3	0	0	0	29.1	30	18	13	3	5	7	19	0	0
Younginer, Madison	1-6	5.28	14	14	0	0	0	61.1	64	42	36	4	6	31	48	10	1
Totals	29-45	4.50	74	74	0	2	7	638.2	584	386	319	42	55	326	546	102	6



GULF COAST LEAGUE RED SOX

GULF COAST LEAGUE - ROOKIE

EDDIE POPOWSKI FIELD, 4301 EDISON AVENUE, FORT MYERS, FL 33916

Director of Florida Operations	Katie Haas
Assistant Director of Florida Baseball Operations	Ethan Faggett
Minor League Equipment and Clubhouse Manager	Mike Stelmach
Manager	George Lombard
Coach	Dave Tomlin
Pitching Coach	Walter Miranda/Glenn "Goose" Gregson
Hitting Coach	U.L. Washington
Coach	Noah Hall
Stadium (First Season/Capacity)	JetBlue Park (2012 / 9,500)
Media Relations Telephone	(239) 226-6158



GEORGE LOMBARD, Manager

OPENING DAY AGE: 36

BORN: September 14, 1975 in Atlanta, GA

RESIDES: Miami, FL

MINOR LEAGUE MANAGERIAL RECORD: 27-33 (.450)


George enters his 2nd season at the helm for the Gulf Coast League Red Sox after serving as hitting coach for the Lowell Spinners in 2010. Selected by Atlanta in the 2nd round of the 1994 First-Year Player Draft, the former outfielder played 16 seasons of professional ball, including parts of 6 Major League seasons with the Braves (1998-00), Tigers (2002), Devil Rays (2003) and Nationals (2006).

Lombard spent 2 seasons in the Red Sox farm system, appearing at Double-A Portland (2004) and Triple-A Pawtucket (2004-05). In 2005, he tied for 3rd among Red Sox farmhands in both home runs (20) and stolen bases (23).

George and his wife, Judy, have 2 children, George (6) and Jacob (4).

CAREER MANAGERIAL RECORD

YEAR	CLUB	LEAGUE	W	L	PCT.	DIV.	PLAYOFFS
2011	Red Sox	Gulf Coast (R)	27	33	.450	(3rd)	



DAVE TOMLIN, Coach

OPENING DAY AGE: 62

BORN: June 22, 1949 in Maysville, KY

RESIDES: Manchester, OH

Dave begins his 2nd season as a coach for the Gulf Coast League Red Sox after managing the club to a combined 151-128 (.541) record from 2006-10, including four finishes over .500 and a 31-28 (.525) mark last season. He guided the team to a league championship in his 2006 managerial debut and previously served as pitching coach for the GCL Red Sox in 2005. This is his 8th straight and 12th overall season in Boston's farm system. He also held positions as pitching coach for the Lowell Spinners (2000-01, 2004), Sarasota Red Sox (1999) and GCL Red Sox (1998).

Dave joined the Red Sox after 3 years as a roving minor league pitching coach for the Atlanta Braves (1995-97) and 7 years as an instructor and coach in the Montreal Expos system (1988-94). He served as pitching coach for Montreal's Single-A West Palm Beach affiliate from 1988-89 and spent the next 4 years as the Expos' pitching instructor in the GCL. In 1994, Dave was the pitching coach for the Expos' Double-A Harrisburg club.

Selected by Cincinnati in the 29th round of the 1967 June draft, the left-hander went 25-12 with 12 saves and a 3.82 ERA in 409 Major League outings (1 start) over 13 seasons with Cincinnati (1972-73, 1978-80), San Diego (1974-77), Montreal (1982, 1986) and Pittsburgh (1983, 1985). Tomlin and his wife, Trudy, reside in Manchester, OH and operate 310 acres at Briteleaf Farms where they raise beef cattle, corn and soybeans.



WALTER MIRANDA, Pitching Coach

OPENING DAY AGE: 37

BORN: January 6, 1975 in Cartagena, Colombia

RESIDES: Cape Coral, FL

Walter returns for his 4th straight season as pitching coach for the Gulf Coast League Red Sox. He helped guide the club to a 3.81 ERA last season. He also held the position of pitching coach for the GCL Red Sox from 2000-04 and served in the same capacity with the Lowell Spinners for 3 seasons (2005-06, 2008) and with the Greenville Drive in 2007.

Miranda joined the Red Sox organization in 1999 after a 6-year playing career in the Florida Marlins system, over which he went 21-19 in 68 games (60 starts). He played baseball and basketball in his native Colombia and became the second player to sign with the expansion Marlins on January 15, 1992. Walter and his wife, Nicole, live in Cape Coral, FL with their daughter, Miel.

GLENN (GOOSE) GREGSON, Pitching Coach - See Page 491



U.L. WASHINGTON, Hitting Coach

OPENING DAY AGE: 58

BORN: October 27, 1953 in Springtown, OK

RESIDES: Atoka, OK

U.L. begins his 7th season as the Gulf Coast League Red Sox hitting coach. Prior to 2006, he was the Red Sox minor league infield coordinator for 2 seasons and Pawtucket's hitting coach in 2003. Before that, he spent 2 years in the same role for Double-A New Britain.

In 1999, Washington was the hitting coach for the Dodgers' Double-A San Antonio affiliate. He was a minor league hitting instructor for Kansas City from 1997 to 1998 and the Royals' Triple-A Omaha hitting coach in 1996. U.L. coached at Double-A Wichita under current Red Sox first base coach Ron Johnson in 1994 and 1995. He coached with the Royals Double-A Memphis club from 1991-93. In 1989, Washington began his coaching career as manager of Pittsburgh's Short-A Welland affiliate.

A former shortstop, Washington played in parts of 11 Major League seasons from 1977-87, batting .251 with 27 homers and 255 RBI in 907 games. He spent his 1st 8 years with Kansas City, hitting .303 in 9 postseason contests. U.L. played in Montreal in 1985 and closed out his career with 2 years in Pittsburgh.

U.L. and his wife, Sandra, have 2 children, daughter Shawnte (31) and son Christopher (27).



NOAH HALL, Coach

OPENING DAY AGE: 35

BORN: June 9, 1977 in Boulder Creek, CA

RESIDES: Aptos, CA

Noah makes his coaching debut in 2012 with the Gulf Coast League Red Sox. He was selected by the Montreal Expos in the 1995 First-Year Player Draft and went on to play parts of 13 seasons as an outfielder in affiliated minor league baseball from 1996-09. He played in 1,543 games including 367 through parts of 5 seasons in independent leagues (2001, 2007 and 2009-11) for a .284 career average with 271 doubles, 134 homers and 833 RBI in his 16-year playing career.

2011 Gulf Coast League Red Sox Season in Review

Record: 27-33, 3rd, 11.0 GB (South Division)

In his managerial debut, **George Lombard** led the Gulf Coast Red Sox to a 3rd-place finish in the league's South Division at 27-33.

The GCL Red Sox ranked 8th in the league with a .244 team batting average but were tied for 4th with 32 home runs and 5th with 23 triples. The club's 3.81 ERA placed 8th in the league and they were 3rd in innings pitched (531.2) and tied for 4th in saves (16).

SS Jose Vinicio led the Sox in games (50), hits (52), and stolen bases (19). He ranked among league leaders in triples (3rd) and was 6th in the Red Sox organization batting .291 (52-for-179). He played all 50 games at shortstop to lead the league in games, putouts (107), assists (161) and double plays (25) at the position.

OF Jose Colorado finished the season batting .259 (38-for-147) and led the Sox with 6 triples, 2nd most in

GULF COAST LEAGUE RED SOX, CONTINUED

the league. He also ranked 2nd in doubles (10) and walks (15).

RHP Raul Alcantara led GCL pitchers in ERA (0.75), WHIP (0.60) and opponent batting average (.147) in 48.0 innings pitched over 9 starts. He ranked 3rd on the team with 36 strikeouts and 4th in games started and innings pitched. Alcantara earned Red Sox Minor League Pitcher of the Month for July going 1-1 with a 1.33 ERA (4 ER/27.0 IP), striking out 15 in 5 starts through that span. He was promoted to Single-A Lowell on 8/15.

OF Jesus Loya hit .267 (51-for-191) for the year with a team-leading 191 at-bats and 25 runs scored. He ranked 2nd on the club in hits (51) and stolen bases (13), 3rd in doubles (9) and 4th in RBI (17). Loya's 1-game home hitting streak (from 6/27-7/25) tied for the 3rd-longest such streak in the league in 2011.

2011 BATTING AND PITCHING STATISTICS

PLAYER	AVG	G	AB	R	H	2B	3B	HR	RBI	SH	SF	HP	BB	SO	SB	CS	E
Betts, Mookie	.500	1	4	0	2	0	0	0	2	0	0	0	0	0	1	0	3
Chester, David	.243	46	169	19	41	8	0	9	23	0	2	7	9	42	0	0	4
Colorado, Jose	.259	41	147	17	38	10	6	1	17	1	0	1	15	44	3	5	1
Coste, Carlos	.158	16	19	0	3	0	0	0	0	1	0	0	0	9	0	0	0
Dent, Ryan	.100	4	10	0	1	0	0	0	1	0	0	0	1	2	0	0	0
Gedman, Matthew	.282	31	117	14	33	5	1	2	15	1	0	2	12	17	1	0	8
Guerrero, Dreily	.173	35	98	12	17	4	3	0	8	4	1	0	7	34	3	1	10
Ibarra, Adalberto	.423	9	26	2	11	1	0	0	3	0	0	1	4	4	0	0	1
Jerez, Williams	.248	32	129	12	32	2	3	0	12	4	1	1	6	33	5	3	0
Johns, Bryan	.151	19	53	6	8	1	0	0	3	0	1	1	2	14	1	1	3
Kapstein, Zach	.400	22	60	4	24	4	0	1	6	0	0	2	5	13	0	1	0
Koback, Cody	.291	19	55	11	16	3	0	1	8	0	0	7	6	14	0	1	1
LeBlanc, Lucas	.364	5	11	0	4	1	0	0	0	0	0	1	1	1	0	0	0
Loya, Jesus	.267	48	191	25	51	9	0	2	8	2	1	5	12	34	13	3	4
Marquis, Matthew	.000	1	1	0	0	0	0	0	0	0	0	1	1	0	0	0	0
Moore, Nick	.184	15	49	8	9	0	1	1	6	0	0	1	11	17	0	2	3
Natoli, Nick	.263	8	19	1	5	2	0	0	0	0	0	1	6	3	0	0	0
Perez, Oscar	.194	36	108	8	21	3	1	1	9	2	2	0	8	24	2	1	3
Perkins, Kendrick	.257	49	171	24	44	11	1	3	19	1	0	1	27	62	1	2	2
Pineda, Jeremias	.140	16	43	5	6	0	0	0	0	1	0	2	5	16	2	1	1
Reyes, Roberto	.216	31	102	11	22	2	0	6	13	0	0	1	3	33	1	0	0
Robinson, Nick	.211	25	76	5	16	2	0	0	6	0	2	0	8	20	0	2	2
Rodriguez, Reynaldo	.000	1	2	0	0	0	0	0	0	0	0	0	0	1	0	0	0
Swhart, Blake	.000	2	6	0	0	0	0	0	0	0	0	0	0	2	0	0	0
Tavarez, Aneury	.220	33	100	10	22	1	2	3	8	1	1	4	8	40	3	3	12
Vinicio, Jose	.291	50	179	22	52	7	5	2	18	1	1	6	7	33	19	10	29
Weems, Jordan	.182	14	44	4	8	2	0	0	8	0	0	1	7	16	0	0	4
Totals	.244	60	1989	220	486	78	23	32	193	19	12	46	171	528	55	36	107

PITCHER	W-L	ERA	G	GS	CG	SHO	SV	IP	H	R	ER	HR	HB	BB	SO	WP	BK
Alcantara, Mario	2-6	4.18	11	11	0	0	0	51.2	44	31	24	2	9	20	24	9	0
Alcantara, Raul	1-1	0.75	9	9	0	0	0	48.0	23	5	4	0	3	6	36	1	0
Batista, Anatanaer	0-0	4.50	2	0	0	0	0	2.0	3	1	1	0	0	1	0	0	0
Cuevas, William	2-1	2.79	11	2	0	0	1	38.2	32	16	12	2	1	9	25	8	0
Dahlstrand, Jacob	0-3	7.13	8	3	0	0	0	17.2	28	22	14	0	4	6	12	2	0
Flasher, Jordan	0-0	4.05	4	0	0	0	0	6.2	4	3	3	0	1	1	4	0	0
Gomez, Sergio	1-3	2.68	12	11	0	0	0	50.1	38	18	15	4	2	16	37	5	3
Good, Zachary	0-1	1.88	9	8	0	0	0	24.0	24	11	5	1	4	6	20	2	0
Hudson, Jennell	2-3	9.28	15	0	0	0	0	21.1	25	30	22	1	6	27	11	7	1
Jones, Andrew	1-0	2.45	2	0	0	0	0	3.2	2	1	1	1	1	0	2	0	0
Killen, John	1-3	8.05	13	0	0	0	0	19.0	13	19	17	0	3	23	16	13	1
Kramer, Matt	1-0	4.60	13	0	0	0	0	15.2	5	9	8	0	5	18	7	7	0
Mateo, Alexander	0-0	6.89	13	0	0	0	1	32.2	54	33	25	5	2	12	12	6	0
Melendez, Oscar	0-1	2.25	2	0	0	0	0	8.0	6	2	2	0	0	1	4	0	0
Olmsted, Michael	1-0	0.00	3	0	0	0	2	4.0	1	0	0	0	0	1	4	0	0
Ortega, Yunior	5-3	3.43	20	0	0	0	4	39.1	32	17	15	5	1	8	33	2	3
Parthmore, Reynolds	4-1	3.30	14	0	0	0	0	30.0	18	15	11	0	8	20	27	4	0
Price, Matthew	0-0	4.5	2	2	0	0	0	2.0	2	1	1	0	0	1	3	0	0
Reyes, Denny	0-1	9.00	2	2	0	0	0	2.0	3	2	2	0	0	1	1	1	1
Ring, Royce	0-0	0.00	1	1	0	0	0	1.0	0	0	0	0	0	0	0	0	0
Schmeltzer, Jadd	0-2	2.92	15	0	0	0	4	24.2	21	12	8	0	3	9	12	3	0
Scott, Robby	0-0	1.23	4	0	0	0	2	7.1	4	1	1	1	1	1	11	0	0
Shepard, Brenden	1-1	4.84	10	0	0	0	1	22.1	24	16	12	1	0	5	16	5	0
Taveras, Francisco	5-3	3.62	12	11	0	0	0	54.2	60	32	22	0	2	16	42	6	0
Vogt, Corey	0-0	0.00	3	0	0	0	1	5.0	0	0	0	0	0	2	3	0	0
Totals	27-33	3.81	60	60	0	2	16	531.2	466	297	225	23	56	210	362	81	9



DOMINICAN SUMMER LEAGUE RED SOX

DOMINICAN SUMMER LEAGUE - ROOKIE
CARR. MELLA KM 23.5, EL TORO, DR

Director, Dominican Academy	Jesus Alou
Assistant to the Director, Dominican Academy.....	Javier Hernandez
Manager	Jose Zapata
Bench Coach	Junior Zamora
Pitching Coach	Amaury Telemaco/Oscar Lira
Coaching Assistant.....	Claudio Sanchez
Strength and Conditioning Coach	Antonio Diaz
Trainer	Guillermo Hinojosa
Telephone.....	(809) 450-5400



JESUS ALOU, Director of Dominican Academy

Jesus enters his 11th season as the Director of Boston's Dominican Academy having served in that role since 2002. He has been involved in baseball as a player, coach and scout for over 50 years. Originally signed by San Francisco as a pitcher in 1958, Alou converted to outfield the following year and played 15 seasons in the Majors with the Giants (1963-68), Houston Astros (1969-73, 78-79), Oakland Athletics (1973-74) and New York Mets (1975). He played with his brothers, Felipe and Matty, on the Giants from 1963-65 and on September 15, 1963, they became the only 3 siblings ever to play the outfield together in a Big League game. He won 2 world championships with the A's in 1973 and 1974. In his final 2 seasons with the Astros he served as a player/coach.



Javier Hernandez
Assistant to the Director,
Dominican Academy



JOSE ZAPATA, Manager

OPENING DAY AGE: 41

BORN: September 15, 1970 in San Pedro de Macoris, DR

RESIDES: San Pedro de Macoris, DR

MINOR LEAGUE MANAGERIAL RECORD: 302-308 (.495)


Jose begins his 6th season as both the Red Sox Latin American Field Coordinator and manager of the Dominican Summer League affiliate after guiding the club to a 38-33 record in 2011. The DSL Red Sox have finished with a winning record in each of his 5 seasons at the helm, going 200-151 (.569) since 2007. He was selected as manager of the American League DSL All-Star Team in 2009 and led the DSL Red

Sox to a 44-25 mark that summer, breaking the club record for wins in a season for the 2nd straight year (43 wins in 2008). He skippered the Marlins' DSL club from 2003-06.

Zapata played professionally in the Expos minor league system from 1991-93. He served as the hitting coach for the Dominican Summer League Expos from 1994-00 and for Short-A Vermont in 2001. He coached the Marlins' Short-A Jamestown affiliate and worked as an infield instructor in the DSL in 2002.

CAREER MANAGERIAL RECORD

YEAR	CLUB	LEAGUE	W	L	PCT.	DIV.	PLAYOFFS
2003	Marlins	Dominican Summer	18	48	.273	(5th)	
2004	Marlins	Dominican Summer	29	36	.446	(3rd)	
2005	Marlins	Dominican Summer	27	31	.467	(3rd)	
2006	Marlins	Dominican Summer	28	42	.400	(3rd)	
2007	Red Sox	Dominican Summer	38	31	.551	(4th)	
2008	Red Sox	Dominican Summer	43	27	.614	(3rd)	
2009	Red Sox	Dominican Summer	44	25	.638	(3rd)	
2010	Red Sox	Dominican Summer	37	35	.514	(6th)	
2011	Red Sox	Dominican Summer	38	33	.527	(4th)	
Career Totals (9 years)			302	308	.495		

**JUNIOR ZAMORA, Bench Coach****OPENING DAY AGE:** 35**BORN:** May 3, 1976 in San Pedro de Macoris, DR**RESIDES:** San Pedro de Macoris, DR

Junior returns for a 5th straight season as bench coach for the Dominican Summer League Red Sox after making his professional coaching debut in that capacity in 2008 following a 13-year minor league career in the Mets, Angels and Astros systems. The former third baseman signed with the Mets as a non-drafted free agent on September 30, 1993 and advanced as high as Triple-A, appearing in 6 games for the Angels' Salt Lake affiliate in 2001. He spent his last professional season with the New Haven County Cutters of the independent Can-Am League in 2007 and posted a .255 (794-for-3,111) lifetime average with 87 homers and 445 RBI.

**AMAURY TELEMACO, Pitching Coach****OPENING DAY AGE:** 38**BORN:** January 19, 1974 in Higuey, DR**RESIDES:** La Romana, DR

A 9-year Major League veteran, Amaury returns as pitching coach with the Dominican Summer League Red Sox in 2012 after serving in the same capacity in 2010 and 2011. The right-hander compiled a 23-35 record and a 4.94 ERA in 64 Major League outings (36 starts) with the Cubs (1996-98), Diamondbacks (1998-99), and the Phillies (1999-01, 2003-05). He also pitched in the Korean Baseball Organization. He originally signed with Chicago as an international free agent in 1991.

**OSCAR LIRA, Pitching Coach****OPENING DAY AGE:** 29**BORN:** July 17, 1982 in Caracas, VZ**RESIDES:** Caracas, VZ

Oscar enters his 1st season as pitching coach for the Dominican Summer League Red Sox after serving as the club's assistant pitching coach in 2011. Lira was signed by the Montreal Expos in 2001 and compiled an 8-19 record with a 4.62 ERA in 97 career minor league games (28 starts) over six seasons in the Montreal/Washington organization from 2001-06. He also pitched professionally in Italy, Venezuela and Curacao.

**ANTONIO DIAZ, Strength and Conditioning Coach**

Antonio enters his 17th consecutive season in the Red Sox organization, his 5th as strength and conditioning coach for the club's Dominican Summer League affiliate. He served the previous 12 years as athletic trainer for all Red Sox Dominican Summer and assorted Winter League clubs. The Dominican resident annually attends Spring Training to assist with the medical needs for the Red Sox Latin program.

**GUILLERMO HINOJOSA, Athletic Trainer**

Guillermo returns for his 3rd season as athletic trainer for the Red Sox Dominican Summer League squad. Born in Los Teques, Venezuela, he attended Instituto Pedagógico de Caracas with a specialization in physical education and sport. Hinojosa served as an athletic trainer with Caracas Leones of the Venezuelan Baseball League from 2008-09. He has worked with national amateur teams in Venezuela since 2000.

2011 Dominican Summer League Red Sox Season in Review

Record: 38-33, 4th, 8.5 GB (Boca Chica North Division)

The DSL Red Sox went 38-33, the club's 5th straight winning season since Jose Zapata took the helm. Red Sox Latin Program Pitcher of the Year **LHP Pedro Reyes**, was 5-2 with a 2.88 ERA (22 ER/68.2 IP). He allowed just 13 walks and led the team in starts (14), innings pitched and strikeouts (55). **OF Ynoel Aquero** paced the club in hits (72), doubles (11), stolen bases (27), OPS (.796) and was named Boston's Latin Program Player of the Year.

2011 BATTING AND PITCHING STATISTICS

PLAYER	AVG	G	AB	R	H	2B	3B	HR	RBI	SH	SF	HP	BB	SO	SB	CS	E
Aguero, Ynoel	.303	67	238	39	72	11	2	1	31	7	1	2	46	44	27	3	1
Amaya, Anthony	.182	47	137	26	25	8	1	0	13	0	1	6	19	34	2	2	3
Bogaerts, Jair	.288	47	156	17	45	8	2	2	27	0	3	8	19	43	0	0	2
Del Rosario, Robert	.236	34	127	21	30	6	0	0	21	0	1	3	23	29	9	2	0
Duncan, Roberto	.205	38	78	8	16	3	0	0	11	1	1	10	17	24	3	2	7
Garcia, Andres	.250	69	256	43	64	5	1	0	17	3	1	6	68	42	11	16	10
Gonzalez, Aly	.310	36	116	11	36	5	0	1	21	2	2	1	12	23	0	0	3
Lopez, Deiner	.250	61	220	43	55	9	4	1	34	3	0	12	40	48	17	6	12
Peralta, Aneudis	.191	64	230	38	44	8	0	1	28	1	3	7	51	43	6	1	24
Pineda, Jeremias	.224	18	58	5	13	2	2	1	10	0	0	1	8	25	4	1	1
Rondon, Cleuluis	.171	62	205	39	35	6	1	2	27	6	2	14	43	50	14	1	24
Sopilka, David	.260	53	192	25	50	10	1	1	30	2	7	3	20	29	1	2	4
Suarez, Alixon	.224	62	210	35	47	7	0	2	25	4	3	11	39	45	0	1	4
Ugas, Juan	.164	18	61	5	10	2	1	0	5	0	0	2	9	17	0	0	2
Urena, Lewis	.500	2	2	2	1	0	0	0	0	0	0	0	0	0	0	0	0
Totals	.238	71	2286	357	543	90	15	12	300	29	25	86	414	496	94	37	105
PITCHER	W-L	ERA	G	GS	CG	SHO	SV	IP	H	R	ER	HR	HB	BB	SO	WP	BK
Abreu, William	1-0	5.06	3	1	0	0	1	10.2	8	8	6	0	0	11	9	6	0
Aro, Jonathan	2-2	3.06	9	6	0	0	0	47.0	41	22	16	1	6	4	38	2	0
Betancourt, Ricardo	7-1	2.22	12	1	0	0	0	44.2	37	14	11	2	2	12	26	3	2
Bonnelly, Sully	3-4	4.26	14	13	0	0	0	61.1	50	35	29	5	6	36	39	7	0
Cabral, Cesar	0-0	11.57	2	0	0	0	0	2.1	1	3	3	0	4	2	2	1	0
Cuevas, William	1-0	0.00	3	0	0	0	0	10.2	8	3	0	0	1	1	12	2	0
Duncan, Roberto	0-0	27.00	2	0	0	0	0	1.1	4	4	4	0	0	0	1	1	0
Espitia, Jose	0-3	4.45	13	0	0	0	1	30.1	23	22	15	3	9	30	23	7	1
Fernandez, Jeffry	0-2	4.20	12	12	0	0	0	40.2	34	20	19	1	4	25	20	7	0
Garcia, Edwar	2-4	2.68	13	13	0	0	0	47.0	39	20	14	0	10	29	41	7	0
Januario, Iago	1-2	8.10	3	0	0	0	0	3.1	4	4	3	0	0	8	1	0	0
Jimenez, Ellis	3-1	2.02	21	0	0	0	6	49.0	36	12	11	3	3	6	39	1	0
Melendez, Oscar	4-2	2.58	13	2	0	0	2	52.1	63	22	15	2	3	12	19	6	0
Montas, Francellis	0-1	4.26	5	5	0	0	0	12.2	7	7	6	0	1	12	12	2	0
Osorio, Edwin	2-3	5.18	14	3	0	0	0	40.0	40	28	23	2	8	25	30	13	0
Pinales, Carlos	4-3	2.06	18	0	0	0	4	39.1	35	11	9	1	3	7	46	1	0
Reyes, Pedro	5-2	2.88	14	14	0	0	0	68.2	56	31	22	2	2	13	55	11	1
Taveras, German	0-1	2.08	5	0	0	0	1	13.0	9	3	3	0	1	9	5	3	0
Ugas, Juan	0-0	0.00	2	0	0	0	0	1.1	0	0	0	0	0	1	0	0	0
Vasquez, Leonel	2-2	4.42	19	1	0	0	2	36.2	41	25	18	1	5	23	38	6	0
Totals	38-33	3.34	71	71	0	3	17	612.1	536	294	227	23	68	266	456	86	4

2012 MINOR LEAGUE PLAYERS

AGUERO, Ynoel

OF

HT: 5'10"; **WT:** 170; **BATS:** Switch; **THROWS:** Right; **BORN:** 12/7/1990 in San Cristobal, DR; **RESIDES:** San Cristobal, DR; **SIGNED BY:** Manny Nanita; **ACQUIRED:** Signed by the Red Sox as an international free agent, 7/26/2010.

2011: Named the 2011 Red Sox Latin Program Player of the Year in his 1st season as a pro after pacing Dominican Summer League Red Sox qualifiers in average (.303) and OPS (.796), while also leading the team in hits (72), doubles (11) and stolen bases (27)...Placed 8th among DSL qualifiers in OBP (.418), and tied for 8th in hits and walks (46)...Played 47 games in right field and 21 in center...Went 27-for-30 (90.0%) in stolen base attempts...Hit safely in his 1st 14 games as a pro, 5/28-6/18.

YEAR	CLUB	AVG	G	AB	R	H	2B	3B	HR	RBI	SH	SF	HP	BB	SO	SB	CS	E
2011	GCL Red Sox	.303	67	238	39	72	11	2	1	31	7	1	2	46	44	27	3	2

ALCANTARA, Mario Julio

RHP

HT: 6'2"; **WT:** 170; **BATS:** Right; **THROWS:** Right; **BORN:** 12/27/1992 in Santo Domingo, DR; **RESIDES:** Bajos De Haina, DR; **SIGNED BY:** Manny Nanita; **ACQUIRED:** Signed by the Red Sox as an international free agent, 7/2/2009.

2011: Held opponents to a .238 clip (44-for-185), the 3rd-lowest mark in the Gulf Coast League among qualifying starters...Tied for the GCL Red Sox lead with 11 starts and ranked 2nd with 51.2 innings...Held right-handed batters to a .172 average (16-for-93)...Allowed 1 earned run (4 R) in 14.0 innings over 3 starts from 6/28-7/9...**2010:** Made his pro debut with the DSL Red Sox...Tied for the club lead with 14 starts...His only win came in his longest outing of the season, with 6.0 frames in a combined 6-0 shutout over the DSL Mets2 on 6/24.

YEAR	CLUB	W-L	ERA	G	GS	CG	SHO	SV	IP	H	R	ER	HR	HB	BB	SO	WP	BK
2010	DSL Red Sox	1-7	4.55	14	14	0	0	0	55.1	62	39	28	0	9	21	30	10	0
2011	GCL Red Sox	2-6	4.18	11	11	0	0	0	51.2	44	31	24	2	9	20	24	9	0
Minor Lg. Totals		3-13	4.37	25	25	0	0	0	107.0	106	70	52	2	18	41	54	19	0

ALMANZAR, Michael Gabriel

1B/3B

HT: 6'3"; **WT:** 190; **BATS:** Right; **THROWS:** Right; **BORN:** 12/2/1990 in Santo Domingo, DR; **RESIDES:** Santo Domingo, DR; **SIGNED BY:** Pablo Lantigua; **ACQUIRED:** Signed by the Red Sox as an international free agent, 7/2/2007.

2011: In 111 games between High-A Salem and Single-A Greenville, posted a .199 average (79-for-397) with 18 doubles, 4 homers and 46 RBI...Started a combined 75 games at first base and 26 at third base...Transferred to Greenville on 6/28 and hit .313 (15-for-48) with runners in scoring position...Placed on the DL on 9/2 and missed the season's final 4 games...**2010:** Returned to Greenville and set career highs in games (127), at-bats (487), runs (56), hits (120), doubles (27), homers (10), RBI (55), walks (30) and stolen bases (4)...Led the Drive in games, at-bats and hits...Batted .322 (37-for-115) with 5 home runs over his last 29 games beginning 8/4...**2009:** Combined to hit .220 (90-for-410) with 4 home runs and 46 RBI between Greenville and Short-A Lowell...Went 3-for-12 (.250) in 3 playoff tilts for the Spinners...After the season, ranked by *Baseball America* as the No. 19 prospect in the NYPL...**2008:** Split his 1st pro season with the Gulf Coast Red Sox and Greenville, hitting a combined .262 (60-for-229) with 3 homers and 22 RBI...Was the youngest player in the South Atlantic League and 3rd youngest in the GCL...Began his pro debut with 4 straight multi-hit games at the GCL...**PERSONAL:** Attended the Dominican Baseball Academy in El Toro, DR...Son of former Major League RHP Carlos Almanzar (1997-2005).

YEAR	CLUB	AVG	G	AB	R	H	2B	3B	HR	RBI	SH	SF	HP	BB	SO	SB	CS	E
2008	GCL Red Sox	.348	23	89	16	31	6	1	1	11	0	0	2	8	15	3	3	2
	Greenville	.207	35	140	12	29	5	2	2	11	0	1	1	5	39	0	1	11
2009	Lowell	.230	59	222	29	51	7	3	1	29	0	2	3	16	52	1	2	15
	Greenville	.207	49	188	13	39	7	0	3	17	0	1	5	9	53	0	0	5
2010	Greenville	.246	127	487	56	120	27	3	10	55	0	8	6	30	114	4	1	37
2011	Greenville	.220	50	177	15	39	10	0	2	31	0	2	6	6	38	1	2	4
	Salem	.182	61	220	18	40	8	0	2	15	1	1	3	9	55	3	3	10
Minor Lg. Totals		.229	404	1523	159	349	70	9	21	169	1	15	26	83	366	12	12	84

ARO, Jonathan Arturo

RHP

HT: 6'0"; **WT:** 172; **BATS:** Right; **THROWS:** Right; **BORN:** 10/10/1990 in La Vega, DR; **RESIDES:** La Vega, DR; **SIGNED BY:** Victor Torres; **ACQUIRED:** Signed by the Red Sox as an international free agent, 6/6/2011.

2011: Made debut in the Dominican Summer League...Tallied a 0.96 WHIP, 2nd among DSL Sox qualifiers...Had 9.5 times more strikeouts than walks (38 K/4 BB)...Posted a 1.82 ERA (6 ER/29.2 IP) over last 5 starts from 7/21, all at least 5.0 innings.

YEAR	CLUB	W-L	ERA	G	GS	CG	SHO	SV	IP	H	R	ER	HR	HB	BB	SO	WP	BK
2011	DSL Red Sox	2-2	3.06	9	6	0	0	0	47.0	41	22	16	1	6	4	38	2	0

ATCHISON, Scott Barham - See Page 69

RHP

BALCOM-MILLER, Christopher James (Chris)

RHP

HT: 6'2"; **WT:** 210; **BATS:** Right; **THROWS:** Right; **BORN:** 3/3/1989 in San Jose, CA; **RESIDES:** San Jose, CA; **SIGNED BY:** Gary Wilson (Rockies); **ACQUIRED:** From the Colorado Rockies for RHP Manny Delcarmen and cash considerations, 8/31/10.

2011: Went 6-7 with a 4.08 ERA (53 ER/117.0 IP) while recording 112 strikeouts and 43 walks between High-A Salem and Double-A Portland...Won his 1st 3 starts of the season, allowing 1 run over 15.0 innings with Salem from 4/12-22...Missed

time on the DL from 4/29-5/14...Took a complete-game loss at New Britain (6.0 IP) in his Double-A debut on 5/31...Returned to the DL on 8/23 and missed the rest of the season...**2010:** Pitched most of the season for Colorado's Single-A Asheville before an 8/31 trade brought him to Boston...Won his only regular-season start for the Drive, 9/4 vs. Hickory...Combined to go 7-7 with a 3.30 ERA (42 ER/114.2 IP) in 20 regular-season starts in the South Atlantic League and 1-0 with a 3.00 ERA (3 ER/9.0 IP) in 2 playoff starts...Finished 5th in the circuit in ERA and led qualifying SAL starters in strikeouts per 9.0 IP (9.42)...Ranked among that group in WHIP (2nd, 0.96), base runners per 9.0 IP (2nd, 9.65), unintentional walks per 9.0 IP (2nd, 1.49) and opponent average (3rd, .215)...Named SAL Pitcher of the Week for 6/28-7/6 (1-0, 0.69 ERA, 1 ER, 13.0 IP in 2 GS)...Matched career high with 11 K's on 8/23 vs. Savannah...Rated by *Baseball America's* 2011 Best Tools survey as having the best control in the Red Sox system...**2009:** Spent his 1st pro season with Colorado's Rookie-level Casper and was named Pioneer League Pitcher of the Year, going 4-0 with a team-best 1.58 ERA (10 ER/57.0 IP)...Earned PL Pitcher of the Week honors on 3 occasions...Did not allow a run in any of his 1st 3 outings (12.0 IP)...Rated as the No. 9 prospect in the Pioneer League by *Baseball America*...**PERSONAL:** Selected by Colorado in the 6th round of the 2009 First-Year Player Draft out of West Valley (CA) College...In 2009, led the Vikings with a 3.02 ERA and was named to the All-Northern California Team.

YEAR	CLUB	W-L	ERA	G	GS	CG	SHO	SV	IP	H	R	ER	HR	HB	BB	SO	WP	BK
2009	Casper	4-0	1.58	11	11	1	0	0	57.0	37	13	10	3	4	10	60	6	2
2010	Asheville	6-7	3.31	19	19	1	1	0	108.2	86	42	40	3	13	19	117	17	0
	Greenville	1-0	3.00	1	1	0	0	0	6.0	5	2	2	1	0	0	3	1	0
2011	Salem	3-1	2.34	7	7	0	0	0	34.2	24	10	9	2	3	11	37	2	0
	Portland	3-6	4.81	16	16	1	0	0	82.1	103	53	44	4	9	32	75	9	0
Minor Lg. Totals		17-14	3.27	54	54	3	1	0	288.2	255	120	105	13	29	72	292	35	2

BARNES, Matthew D. (Matt)

RHP

HT: 6'4"; **WT:** 205; **BATS:** Right; **THROWS:** Right; **BORN:** 6/17/1990 in Danbury, CT; **RESIDES:** Bethel, CT; **SIGNED BY:** Ray Fagnant; **ACQUIRED:** Red Sox 1st pick (1st round, 19th overall) in the 2011 First-Year Player Draft.

2012: Will be his 1st pro season...**2011:** Following the season, ranked as Boston's No. 2 pitching prospect and No. 8 prospect overall by *Baseball America*...**PERSONAL:** Went 11-5 with 1.93 ERA (26 ER/121.0 IP) and 117 strikeouts in 17 starts as a junior at the University of Connecticut in 2011...Unanimously chosen as Big East Pitcher of the Year, named a Louisville Slugger and *Baseball America* All-American and selected to Big East All-Academic Team...Won Big East pitching Triple Crown, leading the conference in wins (11), strikeouts (97) and ERA (1.20) during the regular season...Pitched for USA Baseball's Collegiate National Team in 2010 and for Wareham of the Cape Cod League in 2009 and 2010.

BASTARDO, Luis Eduardo

RHP

HT: 6'1"; **WT:** 165; **BATS:** Right; **THROWS:** Right; **BORN:** 5/14/1990 in Cumanacoa, VZ; **RESIDES:** Cumanacoa, VZ; **SIGNED BY:** Remy Gomez; **ACQUIRED:** Signed by the Red Sox as an international free agent, 10/23/2007.

2011: Led Short-A Lowell with a career-high 64 strikeouts in 44.1 innings, and tied for 2nd with 3 wins... Ranked 3rd among New York-Penn League qualifying relievers with 12.99 strikeouts per 9.0 innings...Posted a 2.16 ERA (6 ER/25.0 IP) with 36 strikeouts in 7 home games...Held rightsies to a .130 average (13-for-100)...Fanned a career-high 8 batters on 6/30 vs. Tri-City (4.0 IP) and 8/31 vs. Brooklyn (4.0 IP)...**2010:** Combined to go 4-2 with a 3.04 ERA (19 ER/56.1 IP) between the Sox Dominican Summer League and Gulf Coast League affiliates...Tied for 2nd on the GCL Red Sox with 16 appearances and placed 3rd in K's (39)...**2009:** Led the DSL Red Sox with 19 relief outings and tied for the club lead with 5 saves (6 chances)...**2008:** Pitched for the DSL Red Sox in his pro debut...Earned the save in his 1st outing, 6/5 at the DSL Blue Jays 1.

YEAR	CLUB	W-L	ERA	G	GS	CG	SHO	SV	IP	H	R	ER	HR	HB	BB	SO	WP	BK
2008	DSL Red Sox	0-1	3.70	15	1	0	0	4	24.1	20	11	10	1	1	13	13	2	0
2009	DSL Red Sox	4-2	4.17	19	0	0	0	5	36.2	38	26	17	2	4	22	27	7	1
2010	DSL Red Sox	1-0	1.54	4	0	0	0	1	11.2	8	4	2	1	1	1	18	1	0
	GCL Red Sox	3-2	3.43	16	0	0	0	1	44.2	43	22	17	3	6	12	39	1	0
2011	Lowell	3-2	3.45	14	0	0	0	1	44.1	30	20	17	3	0	27	64	9	1
Minor Lg. Totals		11-7	3.51	68	1	0	0	12	161.2	139	83	63	10	12	75	161	20	2

BAYER, Jeremiah

RHP

HT: 6'2"; **WT:** 200; **BATS:** Right; **THROWS:** Right; **BORN:** 12/26/1985 in Northampton, MA; **RESIDES:** Greenfield, MA; **SIGNED BY:** Ray Fagnant; **ACQUIRED:** Red Sox 30th pick (30th round, 918th overall) in the 2009 First-Year Player Draft.

2011: Tied for the High-A Salem lead with a career-high 36 appearances...Ranked among club leaders in wins (2nd, 7) and saves (T-3rd, 4) and was 3rd with a 3.26 ERA (min. 50.0 IP)...Went 2-0 in 6 scoreless relief appearances in June over 17.0 innings...Threw at least 2.0 innings in 28 of 36 appearances...**2010:** Pitched for Single-A Greenville and led the club with 98.1 relief innings...Ranked 2nd on the club with 10 saves (12 chances) and 3rd with 32 appearances...Went 1-0 with 5 saves and a 0.34 ERA (1 ER/26.0 IP) over his final 8 regular-season outings...Threw 2.1 scoreless frames in his only post-season appearance...**2009:** Converted 2 of 3 save chances over 14 relief appearances with Short-A Lowell in his pro debut...Tossed 1.1 scoreless innings in his only playoff outing...**PERSONAL:** Went 12-1 with 1 save and a 0.85 ERA (9 ER/95.1 IP) in 14 games (11 starts) as a senior at Trinity (CT) College in 2009, setting a Bantam record for wins in a season...Led the nation in ERA and innings...Was named 2009 National Collegiate Baseball Writers Association Division III Pitcher of the Year.

YEAR	CLUB	W-L	ERA	G	GS	CG	SHO	SV	IP	H	R	ER	HR	HB	BB	SO	WP	BK
2009	Lowell	0-0	4.15	14	0	0	0	2	26.0	26	16	12	1	0	7	27	3	1
2010	Greenville	7-2	3.39	32	0	0	0	10	98.1	101	42	37	7	3	29	86	16	2
2011	Salem	7-4	3.26	36	0	0	0	4	91.0	86	35	33	4	8	32	69	8	0
Minor Lg. Totals		14-6	3.43	82	0	0	0	16	215.1	213	93	82	12	11	68	182	27	3

BERMUDEZ, Ronald Jose**OF**

HT: 6'1"; **WT:** 165; **BATS:** Right; **THROWS:** Right; **BORN:** 6/6/1988 in Maracaibo, VZ; **RESIDES:** San Francisco Zulia, VZ; **SIGNED BY:** Ernesto Gomez; **ACQUIRED:** Signed by the Red Sox as an international free agent, 9/10/2005.

2011: Hit .261 (74-for-283) with 20 doubles, 3 home runs and 30 RBI in 85 games between High-A Salem, Double-A Portland and Triple-A Pawtucket...Did not commit an error in a combined 144 total chances at all 3 outfield positions...Transferred from Salem to Pawtucket on 5/8 and then to Portland on 8/8...After the season, played in 26 games for Caracas of the Venezuelan Winter League...**2010:** Appeared in a career-high 119 games between Single-A Greenville and Salem...Earned South Atlantic League mid-season All-Star honors...Led Drive qualifiers in batting (.281) and slugging (.457)...Named SAL Player of the Week for 6/28-7/6 (.524, 11-for-21, 3 HR, 9 RBI)...Transferred to Salem on 8/7...Hit .250 (8-for-32) with 1 homer and 7 RBI in 15 games for Caracas of the Venezuelan Winter League...**2009:** Ranked among Short-A Lowell leaders in games (1st, 70), sac hits (T-1st, 2), sac flies (T-1st, 3) and at-bats (2nd, 252)...Paced club qualifiers with a .315 clip (28-for-89) in July...Hit .339 (21-for-62) over his last 16 regular-season tilts, 8/21-9/6...Named Red Sox Minor League Defensive Player of the Month for August/September...Went 2-for-12 (.167) in 3 playoff games...**2008:** Made his domestic debut with Lowell...**2007:** Named Red Sox Minor League Latin Program Player of the Year after leading the Dominican Summer League with a .349 clip (80-for-229)...Also ranked among DSL leaders in doubles (T-1st, 19), OBP (3rd, .455), hits (T-4th, 80) and slugging (5th, .498)...**2006:** Began his pro career with the DSL Red Sox.

YEAR	CLUB	AVG	G	AB	R	H	2B	3B	HR	RBI	SH	SF	HP	BB	SO	SB	CS	E
2006	DSL Red Sox	.257	47	179	30	46	9	5	0	12	3	0	3	21	38	7	0	2
2007	DSL Red Sox	.349	65	229	37	80	19	3	3	39	1	1	3	42	34	12	9	0
2008	Lowell	.201	57	214	24	43	9	3	3	17	0	2	2	11	47	4	2	1
2009	Lowell	.258	70	252	31	65	11	1	1	27	2	3	5	9	54	12	4	2
2010	Greenville	.281	95	363	55	102	28	3	10	54	0	4	6	30	81	4	3	4
	Salem	.239	24	71	7	17	6	0	0	6	2	0	1	6	13	0	0	1
2011	Salem	.194	9	31	5	6	3	0	0	3	1	0	1	2	4	1	0	0
	Portland	.292	19	72	6	21	2	1	0	6	1	0	0	2	22	0	1	0
	Pawtucket	.261	57	180	20	47	15	1	3	21	2	1	0	9	26	0	1	0
Minor Lg. Totals		.268	443	1591	215	427	102	17	20	185	12	11	21	132	319	40	20	10

BETTS, Markus Lynn (Mookie)**SS**

HT: 5'9"; **WT:** 156; **BATS:** Right; **THROWS:** Right; **BORN:** 10/7/1992 in Nashville, TN; **RESIDES:** Brentwood, TN; **SIGNED BY:** Danny Watkins; **ACQUIRED:** Red Sox 8th pick (5th round, 172nd overall) in the 2011 First-Year Player Draft.

2011: Played 1 game for the GCL Red Sox in his pro debut on 8/26 vs. GCL Twins...**PERSONAL:** Batted .509 and stole 30 bases to earn Louisville Slugger High School All-American honors as a senior in 2011 at John Overton (TN) High School.

YEAR	CLUB	AVG	G	AB	R	H	2B	3B	HR	RBI	SH	SF	HP	BB	SO	SB	CS	E
2011	GCL Red Sox	.500	1	4	0	2	0	0	0	2	0	0	0	0	0	1	0	3

BISHOP, Beau Jordon Te Wera (Beau)**C**

HT: 6'2"; **WT:** 198; **BATS:** Right; **THROWS:** Right; **BORN:** 7/6/1993 in Wellington, NZ; **RESIDES:** Wellington, NZ; **SIGNED BY:** Jon Deeble; **ACQUIRED:** Signed by the Red Sox as an international free agent, 1/30/2011.

2011: Played exclusively in the Major League Baseball Australia Academy Program...Hit .288 (38-for-132) in 48 games for the Kangaroos...Led the league in games (48), and ranked among leaders in at-bats (5th, 132), runs (9th, 16), hits (3rd, 38), RBI (T-8th, 12), homers (T-4th, 1), total bases (6th, 44) and walks (3rd, 15)...Caught 4 of 16 (25.0%) attempted base stealers...**PERSONAL:** Attended Aotea College in Porirua City, New Zealand...Was selected to New Zealand's national men's softball team, the Black Sox, as a 17-year-old in 2010...Previously played for various Porirua City United Softball teams...His 5 brothers and 1 sister also played for Porirua with his father coaching the senior men's squad...Also played for the Junior Black Sox team that won all 7 games in Australia in 2010, going 8-for-16 (.500) with 4 home runs in the series.

BLAIR, Carson**C**

HT: 6'1"; **WT:** 190; **BATS:** Right; **THROWS:** Right; **BORN:** 10/18/1989 in Argyle, TX; **RESIDES:** Argyle, TX; **SIGNED BY:** Jim Robinson; **ACQUIRED:** Red Sox 37th pick (35th round, 1,072nd overall) in 2008 First-Year Player Draft.

2011: Spent most of the season with Single-A Greenville...Also played in 3 rehab games with Short-A Lowell after going on the DL on 5/9...Returned to Greenville on 6/23...Hit all 3 home runs in an 8-game stretch from 7/17-8/7...Tallied 8 of his 14 walks in his final 7 games...Caught 8 of 37 (21.6%) attempted base stealers while with the Drive...**2010:** Combined to hit .237 (9-for-38) with 1 homer and 4 RBI in 12 games between the Gulf Coast Red Sox and Lowell...**2009:** Spent most of the year with the GCL Red Sox, ranking 2nd on the team with 20 RBI, 16 walks and 8 doubles (tied)...Led the GCL with 7 sac flies...**2008:** Hit safely in all 6 games in the GCL after signing with Boston...Went 2-for-4 with a homer and 5 RBI in his pro debut, 8/24, at the GCL Reds (G1)...**PERSONAL:** Hit .384 as a senior at Liberty Christian School (TX) in 2008.

YEAR	CLUB	AVG	G	AB	R	H	2B	3B	HR	RBI	SH	SF	HP	BB	SO	SB	CS	E
2008	GCL Red Sox	.409	6	22	2	9	1	0	1	9	0	1	0	0	5	0	0	1
2009	GCL Red Sox	.210	39	124	15	26	8	0	2	20	0	7	0	16	46	0	1	5
	Lowell	.500	1	2	0	1	1	0	0	0	0	0	0	1	1	0	0	1
2010	GCL Red Sox	.269	8	26	7	7	1	0	1	3	0	0	0	4	10	0	0	1
	Lowell	.167	4	12	0	2	0	0	0	1	0	0	0	1	5	0	0	0
2011	Lowell	.231	3	13	1	3	1	0	0	0	0	0	0	0	6	0	0	0
	Greenville	.190	33	100	12	19	8	0	3	9	0	1	0	14	40	0	0	1
Minor Lg. Totals		.224	94	299	37	67	20	0	7	42	0	9	0	36	113	0	1	9

1B

BOGAERTS, Jair Maarten

HT: 6'2"; **WT:** 230; **BATS:** Right; **THROWS:** Right; **BORN:** 10/1/1992 in Oranjestad, Aruba; **RESIDES:** San Nicolaas, Aruba; **SIGNED BY:** Mike Lord; **ACQUIRED:** Signed by the Red Sox as an international free agent, 8/23/2009.

2011: Led Dominican Summer League Red Sox qualifiers with a .404 slugging percentage and was 3rd with a .288 average (45-for-156)...Also tied for the club lead with 2 homers and was 2nd with 2 triples...Played in the field exclusively at first base...Hit safely in 9 consecutive games with a .419 average (13-for-31) from 8/8-18...**2010:** Made pro debut with the DSL Red Sox...Hit 1st career home run on 8/10 vs. the DSL Indians (G1)...Knocked a grand slam on 8/20 at the DSL Indians...Started 17 games at catcher and 14 at first base...**PERSONAL:** Is the twin brother of Sox minor leaguer Xander Bogaerts.

YEAR	CLUB	AVG	G	AB	R	H	2B	3B	HR	RBI	SH	SF	HP	BB	SO	SB	CS	E
2010	DSL Red Sox	.170	46	165	12	28	6	0	2	20	0	2	1	18	53	0	0	2
2011	DSL Red Sox	.288	47	156	17	45	8	2	2	27	0	3	8	19	43	0	0	2
Minor Lg. Totals		.227	93	321	29	73	14	2	4	47	0	5	9	37	96	0	0	4

BOGAERTS, Xander Jan

SS

HT: 6'3"; **WT:** 175; **BATS:** Right; **THROWS:** Right; **BORN:** 10/1/1992 in Oranjestad, Aruba; **RESIDES:** San Nicolaas, Aruba; **SIGNED BY:** Mike Lord; **ACQUIRED:** Signed by the Red Sox as an international free agent, 8/23/2009.

2011: Reported to Single-A Greenville on 6/9 and spent the rest of the season with the Drive as the club's youngest player...Ranked 3rd on the team with 16 home runs, tying for 3rd most in the South Atlantic League from his debut...Batted .370 (10-for-27) during a 7-game hit streak from 6/11-18...Knocked 2 home runs at Rome on 7/10, his 1st career multi-homer game...Named the SAL Batter of the Week for 7/25-31 after going 8-for-23 (.348) and tying for the league lead with 3 homers and 7 RBI...Following the season, rated as Boston's No. 2 prospect and the No. 10 prospect in the SAL by *Baseball America*...**2010:** Named Red Sox Latin Program Player of the Year and a Dominican Summer League All-Star after leading the Sox affiliate in batting (.314), hits (75), homers (3), RBI (42), total bases (101), slugging (.423), and OPS (.819)...Tied for the 2nd-longest hit streak of the year in the DSL with a 13-game run to close out the season, over which he batted .358 (19-for-53) with 2 homers...**PERSONAL:** Is the twin brother of Sox minor leaguer Jair Bogaerts.

YEAR	CLUB	AVG	G	AB	R	H	2B	3B	HR	RBI	SH	SF	HP	BB	SO	SB	CS	E
2010	DSL Red Sox	.314	63	239	39	75	7	5	3	42	0	5	6	30	37	4	5	21
2011	Greenville	.260	72	265	38	69	14	2	16	45	0	4	2	25	71	1	3	26
Minor Lg. Totals		.286	135	504	77	144	21	7	19	87	0	9	8	55	108	5	8	47

BRADLEY, Jackie

OF

HT: 5'10"; **WT:** 180; **BATS:** Left; **THROWS:** Right; **BORN:** 4/19/1990 in Richmond, VA; **RESIDES:** Richmond, VA; **SIGNED BY:** Quincy Boyd; **ACQUIRED:** Red Sox 4th pick (sandwich pick between the 1st and 2nd rounds, 40th overall) in the 2011 First-Year Player Draft.

2011: Played 6 games for Short-A Lowell and 4 games for Single-A Greenville in his pro debut...Following the season, ranked by *Baseball America* as Boston's No. 3 outfield prospect and No. 10 prospect overall, as well as the best defensive outfielder in the system...**PERSONAL:** Named All-Southeastern Conference defensive team at the University of South Carolina in 2010 and 2011...Hit .331 in his career with 30 homers and 133 RBI...Led the 2010 National Champion Gamecocks with a .368 average and was named both the Most Outstanding Player and to the All-Tournament Team at the College World Series...Played for USA Baseball's Collegiate National Team in 2010 and for Hyannis in the Cape Cod League in 2009.

YEAR	CLUB	AVG	G	AB	R	H	2B	3B	HR	RBI	SH	SF	HP	BB	SO	SB	CS	E
2011	Lowell	.190	6	21	5	4	0	0	0	0	0	0	0	4	5	0	2	0
	Greenville	.333	4	15	2	5	1	0	1	3	0	0	0	0	3	0	0	0
Minor Lg. Totals		.250	10	36	7	9	1	0	1	3	0	0	0	4	8	0	2	0

BRAHNEY, Kevin Edward

LHP

HT: 6'5"; **WT:** 220; **BATS:** Left; **THROWS:** Left; **BORN:** 8/8/1988 in Dale City, CA; **RESIDES:** Sunnyvale, CA; **SIGNED BY:** Demond Smith; **ACQUIRED:** Red Sox 14th pick (11th round, 352nd overall) in 2011 First-Year Player Draft.

2011: Made his pro debut with Short-A Lowell...Tied for the team lead with 17 appearances...Did not allow a home run in 27.0 innings...**PERSONAL:** Went 2-5 with a 3.58 ERA (26 ER/65.1 IP) and a team-high 74 strikeouts in 11 starts for Division II California State University-Chico in 2011...Averaged 9.73 strikeouts per 9.0 innings during his 2-year career.

YEAR	CLUB	W-L	ERA	G	GS	CG	SHO	SV	IP	H	R	ER	HR	HB	BB	SO	WP	BK
2011	Lowell	2-0	6.67	17	0	0	0	0	27.0	36	23	20	0	1	17	25	6	0

BRENTZ, Bryce Everett

OF

HT: 6'0"; **WT:** 190; **BATS:** Right; **THROWS:** Right; **BORN:** 12/30/1988 in Crossville, TN; **RESIDES:** Knoxville, TN; **SIGNED BY:** Danny Watkins; **ACQUIRED:** Red Sox 2nd pick (sandwich pick between the 1st and 2nd rounds, 36th overall) in the 2010 First-Year Player Draft.

2011: Named the Red Sox Offensive Co-Player of the Year after hitting .306 (140-for-458) with 25 doubles, 4 triples, 30 home runs, 94 RBI and 91 runs in 115 games between Single-A Greenville and High-A Salem...Led qualifying Red Sox minor leaguers in batting and slugging (.574) and also paced the system in RBI, runs and total bases (263) and ranked 2nd in homers...Had a Greenville franchise-record 35-game on-base streak to begin the season (57 H, 14 BB, 2 HBP) including a South Atlantic League-leading 26-game hit streak to end that stretch from 4/17-5/15...Named Player of the Week in the

MINOR LEAGUE PLAYERS, CONTINUED

SAL for 5/9-15 after batting .552 (16-for-29) with 13 RBI, the highest marks in Single-A during that time...Transferred to Salem on 5/21 and ranked 5th among Carolina League leaders with 19 home runs despite spending time on the DL from 5/24-6/12...Selected Player of the Week in the CL for 6/27-7/3 after leading the league with 4 homers and 22 total bases...Picked as the Topps Player of the Month in the CL for August after hitting .321 (34-for-106) with 7 home runs and 23 RBI during the month...Named Red Sox Minor League Offensive Player of the Month for April and August/September...Selected to the CL Year-End All-Star Team...Following the season, ranked by *Baseball America* as Boston's No. 1 outfield prospect, No. 5 prospect overall, and the best power hitter in the Red Sox system...Also named best power prospect and No. 8 prospect overall in the CL by the same publication...**2010:** Made his pro debut at Short-A Lowell and led the Spinners in games (69), at-bats (262), triples (4) and RBI (39) while placing 2nd in home runs (tied, 5) and total bases (89)...Named the No. 13 prospect in the NYPL by *Baseball America*...**PERSONAL:** Hit .348 with 15 homers, 49 RBI, a .440 OBP and slugged .636 in 46 games as a junior for Middle Tennessee State University in 2010...In 2009, led the NCAA in batting (.465), homers (28), slugging (.930) and total bases (214) as Sun Belt Player of the Year...Hit .366 (26-for-71) in 23 games during the 2009 Team USA season...Was selected by Cleveland in the 30th round of the 2007 First-Year Player Draft but did not sign.

YEAR	CLUB	AVG	G	AB	R	H	2B	3B	HR	RBI	SH	SF	HP	BB	SO	SB	CS	E
2010	Lowell	.198	69	262	28	52	14	4	5	39	0	2	1	21	76	5	4	4
2011	Greenville Salem	.359 .274	40 75	170 288	43 48	61 79	10 15	3	11	36 58	0 1	0 4	2 3	14 26	35 80	2 1	2 1	8 9
Minor Lg. Totals		.267	184	720	119	192	39	8	35	133	0	6	6	61	191	8	7	21

BUTLER, Daniel John - See Page 103

CARLSON, Jesse C. - See Page 105

CASTILLO, Yeiper De Jesus

HT: 6'3"; **WT:** 158; **BATS:** Right; **THROWS:** Right; **BORN:** 9/6/1988 in Caracas, VZ; **RESIDES:** Valencia, VZ; **SIGNED BY:** Ernesto Gomez; **ACQUIRED:** Signed by the Red Sox as an international free agent, 11/16/2005.

2011: Did not play due to injury...**2010:** Allowed 3 earned runs or less in all 13 starts for Single-A Greenville before hitting the DL on 6/13...Returned from a rehab stint in the Gulf Coast League to make 2 starts beginning 8/31...Gave up 1 run over 6.0 innings in a rain-shortened 1-0 loss at Augusta on 5/4 (G2), his 1st-career complete game...**2009:** Pitched with Greenville before a 6/2 transfer to Short-A Lowell, where he was named a New York-Penn League All-Star...Tied for the Spinners lead in strikeouts (64) and finished 2nd on the team in wins (6) and innings (77.0) in a club-high 15 starts...Finished 14th among NYPL qualifiers in ERA (2.92)...Limited opponents to 1 earned run or less in 8 straight starts from 6/24-7/31...Took the loss in his only playoff start...Went 5-0 with a 3.21 ERA (5 ER/14.0 IP) in 17 relief outings for Zulia of the Venezuelan Winter League...**2008:** Ranked 2nd on the Spinners with 62 K's and tied for the club lead with 11 starts...Made 13 relief appearances for Venezuela's Zulia club...**2007:** Finished 2nd on the Dominican Summer League Red Sox in ERA (1.83) and strikeouts (59)...**2006:** Made his pro debut in the DSL and fanned at least 1 batter in each of his 15 outings.

YEAR	CLUB	W-L	ERA	G	GS	CG	SHO	SV	IP	H	R	ER	HR	HB	BB	SO	WP	BK
2006	DSL Red Sox	2-4	4.00	15	7	0	0	0	45.0	48	31	20	4	5	19	37	2	1
2007	DSL Red Sox	2-2	1.83	13	8	0	0	1	54.0	35	14	11	0	6	22	59	4	0
2008	Lowell	3-6	4.19	15	11	0	0	0	58.0	46	32	27	6	9	29	62	4	0
2009	Lowell	6-1	2.92	15	15	0	0	0	77.0	65	31	25	3	5	26	64	6	0
	Greenville	0-4	7.04	9	4	0	0	1	30.2	36	27	24	2	1	15	28	2	2
2010	GCL Red Sox	0-0	2.45	2	2	0	0	0	3.2	3	1	1	1	0	1	4	0	0
	Greenville	4-5	3.58	15	15	1	0	0	75.1	75	36	30	4	5	23	69	3	2
2011	Did Not Play Due to Injury																	
Minor Lg. Totals		17-22	3.61	84	62	1	0	2	343.2	308	172	138	20	31	135	323	21	5

CECCHINI, Garin

HT: 6'3"; **WT:** 218; **BATS:** Left; **THROWS:** Right; **BORN:** 4/20/1991 in Sulphur, LA; **RESIDES:** Orange, TX; **SIGNED BY:** Matt Dorey; **ACQUIRED:** Red Sox 6th pick (4th round, 143rd overall) in 2010 First-Year Player Draft.

2011: Was leading the New York-Penn League in doubles (12), ranked 4th in stolen bases (12) and tied for 5th in RBI (23) through 32 games with Short-A Lowell before missing the rest of the season after being placed on the DL on 7/24...Ranked 3rd in doubles on the Spinners and was 2nd in average (.298) on the club (min. 100 at-bats)...Named the Red Sox Minor League Base Runner of the Month for June...Batted .342 (27-for-79) with 9 doubles, 3 homers and 18 RBI in 22 games in July...Named NYPL Player of the Week for 7/18-24 after leading the league with a .571 average (12-for-21) and placing 3rd in total bases (19) and runs (9)...Selected to the mid-season NYPL All-Star Team...Following the season, ranked by *Baseball America* as Boston's No. 3 infield prospect, No. 7 prospect overall, and the best hitter for average in the Red Sox system...Selected as the No. 2 prospect overall in the NYPL by the same publication...**PERSONAL:** Did not play as a senior at Barbe (LA) High School in 2010 due to injury...Hit .402 with 6 home runs and 43 RBI as a junior in 2009.

YEAR	CLUB	AVG	G	AB	R	H	2B	3B	HR	RBI	SH	SF	HP	BB	SO	SB	CS	E
2011	Lowell	.298	32	114	21	34	12	1	3	23	0	0	2	17	19	12	2	10

CELESTINO, Miguel Antonio

HT: 6'6"; **WT:** 185; **BATS:** Right; **THROWS:** Right; **BORN:** 10/10/1989 in San Pedro de Macoris, DR; **RESIDES:** San Pedro de Macoris, DR; **SIGNED BY:** Franklin Taveras, Patrick Guerrero and Bob Engle (Mariners); **ACQUIRED:** From the Seattle Mariners on 3/18/2010 as the player-to-be-named-later in the 1/7/2010 trade that sent 1B Casey Kotchman to Seattle in exchange for INF/OF Bill Hall and cash.

MINOR LEAGUE PLAYERS, CONTINUED

2011: Tied for the lead in the South Atlantic League and was tops among all Red Sox minor leaguers in games (27)...Led all players in the Sox system in innings pitched (140.2) and tied for 2nd in wins (10)...Ranked 3rd on Single-A Greenville with 106 strikeouts...Ranked 3rd on the Drive and 14th among SAL qualifiers with a 3.84 ERA (60 ER/140.2 IP)...**2010:** In his 1st season in the organization, led Sox minor leaguers with a 2.09 ERA (15 ER/64.2 IP) between the Gulf Coast League and Short-A Lowell...Gave up 3 runs or less in all 13 appearances, combining to go 4-2...Named New York-Penn League Pitcher of the Week for 8/2-8 (2-0, 0.82 ERA, 1 ER, 11.0 IP, 11 K in 2 GS)...**2009:** Tied for the Rookie-level Arizona League Mariners lead with 5 wins...Ranked 2nd in the circuit with a club-high 66.2 innings...Won back-to-back scoreless starts on 8/11 at the AZL Royals (7.0 IP) and 8/16 at the AZL Angels (6.0 IP)...**2008:** Returned to the Dominican Summer League Mariners and ranked 3rd on the club in wins (5) and ERA (2.48)...Fanned 47 with 15 walks over 58.0 frames...**2007:** Won 3 of his 1st 4 appearances in his pro debut with the DSL Mariners.

YEAR	CLUB	W-L	ERA	G	GS	CG	SHO	SV	IP	H	R	ER	HR	HB	BB	SO	WP	BK
2007	DSL Mariners	4-2	3.38	14	1	0	0	0	29.1	25	12	11	1	2	17	14	4	1
2008	DSL Mariners	5-1	2.48	15	12	0	0	0	58.0	45	24	16	0	3	15	47	7	1
2009	AZL Mariners	5-3	4.73	13	12	0	0	0	66.2	76	36	35	5	4	23	48	12	0
2010	GCL Red Sox	2-0	0.90	4	3	0	0	0	20.0	18	6	2	0	0	3	14	0	1
	Lowell	2-2	2.62	9	9	0	0	0	44.2	39	16	13	0	3	17	28	4	0
2011	Greenville	10-6	3.84	27	27	0	0	0	140.2	146	74	60	8	6	33	106	17	1
Minor Lg. Totals		28-14	3.43	82	64	0	0	0	359.1	349	168	137	14	18	108	257	44	4

CERVENKA, Colby Hunter (Hunter)

LHP

HT: 6'1"; **WT:** 200; **BATS:** Left; **THROWS:** Left; **BORN:** 1/3/1990 in Baytown, TX; **RESIDES:** Baytown, TX; **SIGNED BY:** John Booher; **ACQUIRED:** Red Sox 29th pick (27th round, 832nd overall) in 2008 First-Year Player Draft.

2011: In 22 outings between Single-A Greenville and Short-A Lowell, went 2-10 with a 7.93 ERA (64 ER/72.2 IP)...Appeared in 7 games for the Drive before being transferred to the Spinners on 5/13...Ranked among Lowell leaders in games (T-3rd, 15) and strikeouts (2nd, 51)...Fanned a career-high 9 in 5.0 innings on 8/20 vs. Staten Island...**2010:** Ranked 5th among system qualifiers with a 3.59 ERA (25 ER/62.2 IP)...Allowed 2 extra-base hits in 46 at-bats against lefties...Led the New York-Penn League with 42 walks...Posted a 1.52 ERA (5 ER/29.2 IP) over his final 6 starts...**2009:** Made his pro debut with the Gulf Coast Sox...Held opponents to a .219 clip (16-for-73)...Was 1-0 with 1 save and a 3.00 ERA (3 ER/9.0 IP) in 6 relief outings...**PERSONAL:** Went 9-2 with a 2.87 ERA and 112 K's in 61.0 innings as a senior at Sterling (TX) High School in 2008.

YEAR	CLUB	W-L	ERA	G	GS	CG	SHO	SV	IP	H	R	ER	HR	HB	BB	SO	WP	BK
2009	GCL Red Sox	2-2	4.84	11	5	0	0	1	22.1	16	14	12	0	1	26	18	8	1
2010	Lowell	2-4	3.59	14	13	0	0	0	62.2	53	35	25	2	4	42	55	10	0
2011	Lowell	2-8	6.84	15	5	0	0	1	52.2	51	46	40	5	1	40	51	13	1
	Greenville	0-2	10.80	7	0	0	0	0	20.0	22	24	24	2	2	18	18	4	0
Minor Lg. Totals		6-16	5.77	47	23	0	0	2	157.2	142	119	101	9	8	126	142	35	2

CHESTER, David

1B

HT: 6'5"; **WT:** 270; **BATS:** Right; **THROWS:** Right; **BORN:** 3/31/1989 in Collinsville, OK; **RESIDES:** Collinsville, OK; **SIGNED BY:** Chris Calciano; **ACQUIRED:** Red Sox 36th pick (33rd round, 1012nd overall) in 2011 First-Year Player Draft.

2011: Led the Gulf Coast League Red Sox in home runs (9) and RBI (23) in his 1st pro season...Ranked 5th among GCL leaders in home runs and homers per at-bat (1 HR/18.78 AB)...Tallied 5 consecutive multi-hit games from 7/11-14...**PERSONAL:** Led Big East hitters with 16 home runs as a senior at the University of Pittsburgh...Also led the Panthers in RBI (60), on-base percentage (.470) and ranked 2nd among team qualifiers with a .345 batting average (69-for-200) in 2011...Named to the all-Big East 1st Team in 2011 after garnering all-Big East 3rd Team honors the previous year...Selected as the Big East Player of the Week following a 6-game span in which he went 10-for-23 (.435) with 4 homers and 11 RBI...Ranks among all-time school leaders in home runs (6th, 31) and RBI (8th, 125) despite playing just 2 seasons at Pittsburgh.

YEAR	CLUB	AVG	G	AB	R	H	2B	3B	HR	RBI	SH	SF	HP	BB	SO	SB	CS	E
2011	GCL Red Sox	.243	46	169	19	41	8	0	9	23	0	2	7	9	42	0	0	4

CIRIACO, Pedro - See Page 110

SS

CLAY, Caleb Russell

RHP

HT: 6'2"; **WT:** 180; **BATS:** Right; **THROWS:** Right; **BORN:** 2/15/1988 in Birmingham, AL; **RESIDES:** Cullman, AL; **SIGNED BY:** Danny Watkins; **ACQUIRED:** Red Sox 4th pick (sandwich pick between the first and second rounds, 44th overall) in the 2006 First-Year Player Draft.

2011: Ranked 4th on Double-A Portland with a career-high 28 outings, pitching the majority of the season out of the bullpen for the 1st time in career...Placed on the DL on 8/6, and appeared in 2 games, both as a starter, after returning on 9/1...After the season, went 1-0 with a 1.26 ERA (2 ER/14 IP) in 11 games in relief with Scottsdale of the Arizona Fall League...**2010:** Ranked 2nd on High-A Salem with 132.0 innings and tied for 2nd with 25 starts...Led the Carolina League with 1.90 unintentional walks per 9.0 innings pitched...Held opponents to 3 earned runs or less in 9 of his league-high 13 losses...Was rated by *Baseball America* as having the best control in the CL...**2009:** Made his full-season debut with Single-A Greenville...Posted a 2.45 ERA (10 ER/36.2 IP) with saves in all 3 chances over 9 relief outings...Began the year with saves in scoreless 4.0-inning relief outings, 4/12 and 4/17...Allowed 1 run over 5.0 innings on 5/4 for his 1st win since 7/1/07...**2008:** Missed the majority of the year on the DL...Joined the Gulf Coast Red Sox on 8/10 and made 2 scoreless starts over 2.2 innings...**2007:** Had his pro debut with Short-A Lowell cut short after 5 starts when he landed on the DL on 7/21...**PERSONAL:** Went 10-1 with 5 saves, a 1.29 ERA (12 ER/86.0 IP) and 112 K's in his senior year at Cullman (AL) High School.

MINOR LEAGUE PLAYERS, CONTINUED

YEAR	CLUB	W-L	ERA	G	GS	CG	SHO	SV	IP	H	R	ER	HR	HB	BB	SO	WP	BK
2007	Lowell	1-0	2.14	5	5	0	0	0	21.0	23	10	5	0	1	6	9	1	0
2008	GCL Red Sox	0-0	0.00	2	2	0	0	0	2.2	4	0	0	0	0	1	2	1	0
2009	Greenville	6-7	4.01	25	16	0	0	3	110.0	102	53	49	11	3	38	67	8	0
2010	Salem	4-13	4.57	26	25	0	0	1	132.0	138	79	67	9	13	27	67	8	0
2011	Portland	1-5	7.47	28	2	0	0	0	59.0	72	55	49	9	3	34	53	8	1
Minor Lg. Totals		12-25	4.71	86	50	0	0	4	324.2	339	197	170	29	20	106	198	26	1

COLORADO, Jose Ignacio

OF

HT: 6'1"; **WT:** 170; **BATS:** Left; **THROWS:** Right; **BORN:** 8/26/1990 in Ahome, Mexico; **RESIDES:** Ahome, Mexico; **SIGNED BY:** Mike Lord; **ACQUIRED:** Signed by the Red Sox as an international free agent, 11/11/2010.

2011: Made pro debut with Gulf Coast League Red Sox...Tied for 2nd in the GCL with a team-high 6 triples...Also ranked 2nd on the team in doubles (10) and walks (15)...Started 5 games at first base and 26 in right field.

YEAR	CLUB	AVG	G	AB	R	H	2B	3B	HR	RBI	SH	SF	HP	BB	SO	SB	CS	E
2011	GCL Red Sox	.259	41	147	17	38	10	6	1	17	1	0	1	15	44	3	5	1

COOK, Aaron L. - See Page 113

RHP

COSTE, Carlos A.

C

HT: 6'2"; **WT:** 186; **BATS:** Right; **THROWS:** Right; **BORN:** 5/11/1993 in San Juan, PR; **RESIDES:** San Juan, PR; **SIGNED BY:** Edgar Perez; **ACQUIRED:** Red Sox 38th pick (35th round, 1,072nd overall) in the 2011 First-Year Player Draft.

2011: Made pro debut in 16 games with the Gulf Coast Red Sox...Collected a hit in his 1st at-bat on 6/21 vs. the GCL Rays.

YEAR	CLUB	AVG	G	AB	R	H	2B	3B	HR	RBI	SH	SF	HP	BB	SO	SB	CS	E
2011	GCL Red Sox	.158	16	19	0	3	0	0	0	0	1	0	0	0	9	0	0	0

COUCH, Keith Gilbert

RHP

HT: 6'2"; **WT:** 210; **BATS:** Left; **THROWS:** Right; **BORN:** 11/5/1989 in Mineola, NY; **RESIDES:** Elmont, NY; **SIGNED BY:** Ray Fagnant; **ACQUIRED:** Red Sox 15th pick (13th round, 413th overall) in the 2010 First-Year Player Draft.

2011: Led Single-A Greenville and was tied for 2nd among Sox minor leaguers with 123 strikeouts...Ranked 9th among South Atlantic League qualifiers in ERA (3.54) and was 6th overall among qualifiers in the Red Sox farm system...Also placed 2nd among Drive hurlers in wins (7) and innings (137.1)...Landed on the DL on 4/20 and returned on 4/29...Won 3 consecutive starts from 6/13-23...Following the season, rated by *Baseball America* as having the best control in the Red Sox system...**2010:** Turned in a 2.55 ERA (10 ER/35.1 IP) over his 1st 8 outings (5 starts) in his pro debut with Short-A Lowell...Tied for 3rd on the team with 43 strikeouts...Allowed 1 hit over 5.0 shutout innings to earn his 1st career win on 8/3 at Connecticut...**PERSONAL:** Went 5-2 with 2 saves and a 2.24 ERA over 13 appearances (10 starts) as a senior at Adelphi (NY) University in 2010...Named team MVP after leading the squad with 76.1 innings and 83 strikeouts.

YEAR	CLUB	W-L	ERA	G	GS	CG	SHO	SV	IP	H	R	ER	HR	HB	BB	SO	WP	BK
2010	Lowell	1-6	4.39	14	11	0	0	0	55.1	64	31	27	3	2	9	43	3	0
2011	Greenville	7-5	3.54	28	18	0	0	3	137.1	145	66	54	11	12	19	123	2	3
Minor Lg. Totals		8-11	3.78	42	29	0	0	3	192.2	209	97	81	14	14	28	166	5	3

COYLE, Sean

SS

HT: 5'8"; **WT:** 175; **BATS:** Right; **THROWS:** Right; **BORN:** 1/17/1992 in Sellersville, PA; **RESIDES:** Chalfont, PA; **SIGNED BY:** Chris Calcinio; **ACQUIRED:** Red Sox 5th pick (3rd round, 110th overall) in the 2010 First-Year Player Draft.

2011: Led Single-A Greenville and tied for the Sox minor league lead with 7 triples...Also paced the Drive in walks (60) and hit by pitches (13) and was among club leaders in doubles (T-2nd, 27), RBI (3rd, 64), runs (2nd, 77) and stolen bases (3rd, 20)...Recorded hits in 12 of 13 games from 4/21-5/7, posting a .347 clip (17-for-49) over that span with 3 home runs and 11 RBI...Endured 2 stints on the DL...Selected as the Red Sox Minor League Base Runner of the Month for August/September after successfully swiping 7 of 8 attempts...Tallied a career-high 7 RBI in the regular season finale on 9/5 at Hickory...**2010:** Played 3 games for the Gulf Coast Sox in his pro debut...**PERSONAL:** Hit .562 with 55 RBI and a school-record 13 homers as a senior at Germantown (PA) Academy in 2010...Was successful in all 22 stolen base attempts...Hit .296 in 8 games for USA Baseball's 18-and-under team during the squad's gold-medal run at the Pan American Games in Venezuela in 2009.

YEAR	CLUB	AVG	G	AB	R	H	2B	3B	HR	RBI	SH	SF	HP	BB	SO	SB	CS	E
2010	GCL Red Sox	.200	3	10	5	2	1	0	0	0	0	0	1	1	1	0	0	0
2011	Greenville	.247	106	384	77	95	27	7	14	64	2	7	13	60	110	20	6	20
Minor Lg. Totals		.246	109	394	82	97	28	7	14	64	2	7	14	61	111	20	6	20

CUEVAS, William Enrique

RHP

HT: 6'0"; **WT:** 160; **BATS:** Right; **THROWS:** Right; **BORN:** 10/14/1990 in Caracas, VZ; **RESIDES:** Aragua, VZ; **SIGNED BY:** Angel Escobar; **ACQUIRED:** Signed by the Red Sox as an international free agent, 7/2/2008.

2011: Went 3-1 with a 2.19 ERA (12 ER/49.1 IP) in 14 games between the Red Sox Dominican Summer League and Gulf Coast League affiliates...Did not allow an earned run (3 R) in 10.2 innings over 3 appearances in the DSL prior to his transfer to the GCL on 6/20...**2010:** Ranked 2nd on the DSL Red Sox with 38 strikeouts and tied for 3rd with 14 appearances...Started his 1st 6 games of the season, going 0-3 with a 3.71 ERA (11 ER/26.2 IP), before posting a 2-1 record with a save and a 2.54

MINOR LEAGUE PLAYERS, CONTINUED

ERA (8 ER/28.1 IP) in final 8 games as a reliever...**2009:** Made pro debut with the DSL Red Sox...Tied for 3rd on the team with 18 appearances and ranked 3rd among club qualifiers with a 1.14 WHIP.

YEAR	CLUB	W-L	ERA	G	GS	CG	SHO	SV	IP	H	R	ER	HR	HB	BB	SO	WP	BK
2009	DSL Red Sox	4-1	3.17	18	0	0	0	3	48.1	44	19	17	1	4	11	36	3	0
2010	DSL Red Sox	2-4	3.11	14	6	0	0	1	55.0	54	22	19	0	2	12	38	7	0
2011	DSL Red Sox	1-0	0.00	3	0	0	0	0	10.2	8	3	0	0	1	1	12	2	0
	GCL Red Sox	2-1	2.79	11	2	0	0	1	38.2	32	16	12	2	1	9	25	8	0
Minor Lg. Totals		9-6	2.83	46	8	0	0	5	152.2	138	60	48	3	8	33	111	20	0

DAHLSTRAND, Jacob Connor

RHP

HT: 6'5"; **WT:** 205; **BATS:** Right; **THROWS:** Right; **BORN:** 3/26/1992 in Houston, TX; **RESIDES:** Houston, TX; **SIGNED BY:** Matt Dorey; **ACQUIRED:** Red Sox 12th pick (10th round, 323rd overall) in the 2010 First-Year Player Draft.

2011: Appeared in 8 games in his 2nd season with the Gulf Coast League Red Sox...Posted a 3.00 ERA (2 ER/6.0 IP) in 3 starts...**2010:** Appeared in 2 games, both starts, with the GCL Red Sox in his pro debut...**PERSONAL:** Went 7-2 with a 3.83 ERA as a senior at Memorial (TX) High School in 2010...Had committed to the University of Houston.

YEAR	CLUB	W-L	ERA	G	GS	CG	SHO	SV	IP	H	R	ER	HR	HB	BB	SO	WP	BK
2010	GCL Red Sox	0-1	6.00	2	2	0	0	0	3.0	4	2	2	1	0	2	3	1	0
2011	GCL Red Sox	0-3	7.13	8	3	0	0	0	17.2	28	22	14	0	4	6	12	2	0
Minor Lg. Totals		0-4	6.97	10	5	0	0	0	20.2	32	24	16	1	4	8	15	3	0

DE LA CRUZ, Keury

OF

HT: 5'11"; **WT:** 165; **BATS:** Left; **THROWS:** Left; **BORN:** 11/28/1991 in Villa Hermosa, DR; **RESIDES:** Villa Hermosa, DR; **SIGNED BY:** Luciano Del Rosario; **ACQUIRED:** Signed by the Red Sox as an international free agent, 2/6/2009.

2011: Led the New York-Penn League in at-bats (300) and was among league leaders in triples (T-2nd, 6) and hits (T-3rd, 79)...Named to the mid-season NYPL All-Star Team...Paced Short-A Lowell in games (71), hits, doubles (14) and triples, and ranked 3rd in runs (31)...Placed 3rd on the club with a .263 average (min. 100 at-bats)...Stole 12 bases in his 1st 20 games and finished tied for 2nd on the team with 15 swipes...Hit safely in 14 of 15 games at a .309 clip (21-for-68) from 6/28-7/13...**2010:** Led the Gulf Coast League in triples (7) and total bases (94)...Also ranked among league leaders in extra-base hits (T-2nd, 23), homers (T-3rd, 6), runs (T-3rd, 35), RBI (4th, 31), slugging (4th, .475) and home run ratio (5th, 1 HR/33.00 AB)...Topped the team in extra-base knocks, RBI, slugging and home runs (tied)...Hit .370 (17-for-46) during a club-high, 11-game hit streak, 6/22-7/3...Rated the No. 16 prospect in the GCL by *Baseball America*...**2009:** Named Red Sox Latin Program Player of the Year in his pro debut with the Dominican Summer League Red Sox...Led the team with 65 hits, 16 doubles, 50 RBI and 23 extra-base hits...Tied for 5th in the DSL in RBI.

YEAR	CLUB	AVG	G	AB	R	H	2B	3B	HR	RBI	SH	SF	HP	BB	SO	SB	CS	E
2009	DSL Red Sox	.259	67	251	31	65	16	4	3	50	0	5	4	42	43	13	8	4
2010	GCL Red Sox	.263	51	198	35	52	10	7	6	31	0	3	1	17	50	8	6	3
2011	Lowell	.263	71	300	31	79	14	6	4	24	0	0	2	10	56	15	11	6
Minor Lg. Totals		.262	189	749	97	196	40	17	13	105	0	8	7	69	149	36	25	13

DENING, Mitchell John (Mitch)

OF

HT: 6'1"; **WT:** 165; **BATS:** Left; **THROWS:** Right; **BORN:** 8/17/1988 in Gosford, Australia; **RESIDES:** Toowoomb Bay, Australia; **SIGNED BY:** Jon Deeble; **ACQUIRED:** Signed by the Red Sox as an international free agent, 9/18/2005.

2011: Played all 3 outfield positions for Double-A Portland, starting 27 games in left field, 2 in center and 47 in right...Set a career high with 6 homers...Hit .301 (25-for-83) in 26 day games...Posted a .310 clip (9-for-29) in 12 games in June...After the season, played in 26 games with Sydney of the Australian Baseball League (.280, 26-for-93, 8 2B, 19 R, 21 BB, 5 SB)...**2010:** Spent the season with High-A Salem, leading the club with 6 triples...Also ranked among team leaders in hits (2nd, 122), walks (2nd, 47), runs (T-2nd, 69), total bases (3rd, 162) and stolen bases (3rd, 14)...Hit .351 (26-for-73) in May...Named Carolina League Player of the Week for 6/7-13 (.379, 11-for-29, 1 HR, 4 RBI, 5 BB)...After the season, played 38 games with Sydney of the ABL...**2009:** Played at Single-A Greenville and ranked among club leaders in stolen bases (2nd, 20), runs (3rd, 57), hits (3rd, 102) and total bases (3rd, 141)...Tallied a career-high, 14-game hit streak, 7/28-8/16...Hit .250 (5-for-20) with 1 homer and 3 RBI in 6 playoff games...Appeared in 2 games for Australia in the World Baseball Classic...**2008:** Tied for 2nd in the New York-Penn League with 7 triples and finished 5th with a team-high .321 average (77-for-240) while spending the season at Short-A Lowell...Led the Spinners with 35 runs and 77 hits...Went 1-for-2 with 1 RBI in the NYPL All-Star Game...Went 3-for-12 (.250) in 3 playoff games...**2007:** Made his pro debut with the Gulf Coast Red Sox and finished 15th in the league with a club-best .301 average (53-for-176)...Also led the team in hits (53) and tied for 2nd in steals (11)...Finished 3rd in the GCL with a .380 average (19-for-50) in August...**PERSONAL:** Played at the MLB Australian Academy Program in 2005...Toured South Africa as a member of the Australian All-Stars Schoolboys team.

YEAR	CLUB	AVG	G	AB	R	H	2B	3B	HR	RBI	SH	SF	HP	BB	SO	SB	CS	E
2007	GCL Red Sox	.301	47	176	21	53	8	1	1	18	0	2	2	19	26	11	6	3
2008	Lowell	.321	62	240	35	77	13	7	3	20	1	0	3	18	50	9	7	3
2009	Greenville	.261	106	391	57	102	24	3	3	39	1	2	4	39	95	20	5	4
2010	Salem	.274	116	446	69	122	19	6	3	45	4	4	4	47	84	14	9	3
2011	Portland	.220	86	264	35	58	11	3	6	36	6	3	4	29	64	3	4	1
Minor Lg. Totals		.272	417	1517	217	412	75	20	16	158	12	11	17	152	319	57	31	14

DENT, Ryan A.

HT: 6'0"; **WT:** 190; **BATS:** Right; **THROWS:** Right; **BORN:** 3/15/1989 in Long Beach, CA; **RESIDES:** Long Beach, CA; **SIGNED BY:** Jim Woodward; **ACQUIRED:** Red Sox 2nd pick (sandwich round between first and second rounds, 62nd overall) in the 2007 First-Year Player Draft.

2011: Played most of his season at Double-A Portland...Selected as the Red Sox Minor League Base Stealer of the Month for April, when he went 5-for-5 in steal attempts at Portland...Combined to play 47 games at shortstop and 7 in center field...Placed on DL on 5/1 and played in 4 rehab games with the Gulf Coast Red Sox and 1 with Short-A Lowell before returning to the Sea Dogs on 7/14...After the season, played in 16 games for Scottsdale of the Arizona Fall League...**2010:** Played shortstop for High-A Salem and set new career highs with 112 games played and 382 at-bats...Ranked 5th in the Carolina League with a .400 clip (14-for-35) in a 10-game stretch from 8/2-13...Led league shortstops in fielding pct. (.965), games (110), chances (514), putouts (165), assists (331) and double plays (61)...**2009:** Named Red Sox Minor League Defensive Player of the Year after combining for a .971 fielding pct. (15 E/512 TC) between second base (56 games) and shortstop (47) at Single-A Greenville and Salem...Selected as the club's Minor League Defensive Player of the Month for April and Base Runner of the Month for June...Promoted to Salem on 8/27 and hit 2 homers in 6 post-season games...**2008:** Finished 6th in the New York-Penn League with 17 stolen bases with Lowell...Named Red Sox Minor League Base Stealer of the Month for June...Ranked 2nd on the club with 33 runs...Went 1-for-6 with 8 walks, 5 runs and 5 stolen bases in 3 playoff games...**2007:** Made his pro debut with 10 games with the Gulf Coast League Red Sox before an 8/27 promotion to Lowell...**PERSONAL:** Ranked No. 46 overall prospect and the No. 21 position player in the 2007 draft by *Baseball America*...Hit .474 (45-for-95) with 28 stolen bases as a senior at Wilson (CA) High School in 2007.

YEAR	CLUB	AVG	G	AB	R	H	2B	3B	HR	RBI	SH	SF	HP	BB	SO	SB	CS	E
2007	GCL Red Sox	.371	10	35	7	13	1	2	1	2	1	0	1	5	5	4	3	4
	Lowell	.178	11	45	5	8	1	0	0	3	0	0	0	1	13	4	1	0
2008	Lowell	.154	58	201	33	31	7	2	6	21	2	3	3	29	87	17	4	13
2009	Greenville	.252	99	345	59	87	24	3	6	48	8	4	5	49	112	17	5	13
	Salem	.268	13	41	6	11	4	0	0	3	1	1	1	0	10	1	0	2
2010	Salem	.225	112	382	44	86	17	3	6	37	5	4	6	30	86	9	11	18
2011	GCL Red Sox	.100	4	10	0	1	0	0	0	1	0	0	0	1	2	0	0	0
	Lowell	.200	1	5	0	1	1	0	0	2	0	0	0	0	2	0	0	0
	Portland	.206	53	170	20	35	11	0	2	13	0	2	0	17	45	7	3	6
Minor Lg. Totals		.221	361	1234	174	273	66	10	21	130	17	14	16	132	362	59	27	56

DIAZ, Luis Edgardo

HT: 6'3"; **WT:** 209; **BATS:** Right; **THROWS:** Right; **BORN:** 4/9/1992 in Valencia, VZ; **RESIDES:** Valencia, VZ; **SIGNED BY:** Ernesto Gomez; **ACQUIRED:** Signed by the Red Sox as an international free agent, 8/28/2008.

2011: Ranked 2nd in the Sox system and 6th among New York-Penn League qualifiers with a 2.53 ERA (21 ER/74.2 IP)...Led NYPL qualifiers in opponent average (.208) and base runners per 9.0 innings (9.28) and placed 2nd in WHIP (0.96) and 4th in unintentional walks per 9.0 innings (1.81)...Allowed 7 runs in his 1st start on 6/20 at Vermont before posting a 1.77 ERA (14 ER/71.1 IP) the rest of the season...Selected as the Red Sox Minor League Pitcher of the Month for August/September after tallying a 1.03 ERA (4 ER/35.0 IP) in 6 starts...**2010:** Held lefties to a .149 clip (7-for-47) with just 1 extra-base hit in a return to the Dominican Summer League...Held opponents scoreless in 4 of his last 6 starts, posting a 2.08 ERA (6 ER/26.0 IP) in that time...**2009:** Made his pro debut with the DSL Sox...Did not allow an earned run over 7 tilts (19.1 IP) from 7/2-8/6.

YEAR	CLUB	W-L	ERA	G	GS	CG	SHO	SV	IP	H	R	ER	HR	HB	BB	SO	WP	BK
2009	DSL Red Sox	0-3	3.75	15	2	0	0	2	36.0	36	25	15	0	4	18	22	3	0
2010	DSL Red Sox	3-1	3.11	13	12	0	0	0	55.0	51	21	19	1	6	14	31	3	0
2011	Lowell	4-4	2.53	14	14	0	0	0	74.2	57	25	21	3	5	15	41	7	1
Minor Lg. Totals		7-8	2.99	42	28	0	0	2	165.2	144	71	55	4	15	47	94	13	1

DOMINGUEZ, Andrew (Drew)

HT: 5'11"; **WT:** 190; **BATS:** Right; **THROWS:** Right; **BORN:** 12/27/1986 in Braintree, MA; **RESIDES:** Braintree, MA; **SIGNED BY:** Ray Fagnant; **ACQUIRED:** Signed by the Red Sox as a non-drafted free agent, 6/15/2009.

2011: Endured 2 DL stints to appear in 27 games...Spent most of the season with Single-A Greenville, but also played 1 game with Double-A Portland and 2 with High-A Salem...Batted .172 (16-for-93) with the 3 teams...Started 13 games at second base and 7 at third base...Tossed 0.1 inning of relief on 5/14 vs. Charleston in his 2nd pro pitching appearance...**2010:** Began the season with 2 games for Short-A Lowell before joining Salem on 7/3...Combined to go 5-for-38 (.132) with 2 RBI in 15 games...**2009:** Made his pro debut with Lowell, batting .184 (7-for-38) with 4 RBI in 14 games...Tallied multiple hits in 3 of his last 5 starts, including 2-for-5 with a double and 3 RBI on 9/3 at Oneonta...Tossed a perfect inning at Aberdeen on 8/24...**PERSONAL:** Became the 1st Wesleyan (CT) University player signed by a ML team in 44 years...Named 1st-Team All-NESCAC in 2009 after leading the team in batting (.387), homers (5) and stolen bases (11)...Broke Wesleyan's single-season hits record as a junior in 2008 (56) and again as a senior in 2009 (60)...Went 5-2 on the mound as a senior.

YEAR	CLUB	AVG	G	AB	R	H	2B	3B	HR	RBI	SH	SF	HP	BB	SO	SB	CS	E
2009	Lowell	.184	14	38	4	7	1	0	0	4	0	0	3	1	14	1	0	3
2010	Lowell	.143	2	7	0	1	0	0	0	0	0	0	0	1	3	0	0	1
	Salem	.129	13	31	0	4	0	0	0	2	0	0	0	2	9	0	0	1
2011	Greenville	.179	24	84	13	15	0	0	1	6	0	1	2	5	26	3	0	0
	Salem	.200	2	5	1	1	0	0	0	0	0	0	1	3	0	0	0	0
	Portland	.000	1	4	0	0	0	0	0	1	0	0	0	0	1	0	0	0
Minor Lg. Totals		.166	56	169	18	28	1	0	1	13	0	1	6	10	56	4	0	5

DUARTE, Marco Antonio**RHP**

HT: 6'2"; **WT:** 185; **BATS:** Right; **THROWS:** Right; **BORN:** 8/19/1986 in Hermosillo, Mexico; **RESIDES:** Hermosillo, Mexico; **SIGNED BY:** Vinny Castilla (Colorado); **ACQUIRED:** From the Houston Astros for INF Marwin Gonzalez, 12/7/11.

2011: On loan from Colorado, tied for the Mexican League lead in wins (12) and was 5th in strikeouts (93)...Went 2-1 with a 5.19 ERA (15 ER/26.0 IP) in 5 post-season starts as Mexico advanced to the finals of the Mexican League playoffs...Selected by Houston in the Rule 5 Draft on 12/8 and then sent to Boston on the same day in exchange for INF Marwin Gonzalez, who was selected earlier in the Major League portion of the draft by the Red Sox from Chicago (NL)...Went 5-1 with a 2.74 ERA (20 ER/65 IP) and 57 strikeouts in 12 games for Aguilas de Mexicali of the Mexican Pacific Winter League...**2010:** Began the season with Mexico of the Mexican League and appeared in 29 games in relief...Struck out 49 batters in 48.1 innings for Diablos Rojos...Made his debut with Single-A Asheville on 8/7 at Augusta and appeared in 9 games for the Tourists...Played in the Mexican Pacific Winter League for Mazatlan and posted a 4.58 ERA (10 ER/19.2 IP) in 11 games...**2009:** Spent entire season in the Mexican League while remaining property of Colorado...Went 2-1 with a 4.25 ERA (20 ER/42.1 IP) in 34 games between Oaxaca and Mexico...**2008:** Ranked 2nd on Rookie-level Casper in victories (5) and 3rd in starts (13), innings (66.0), strikeouts (67) and ERA (5.86) among qualifiers...**2007:** Signed by Colorado as a minor league free agent on 5/24...Made his pro debut and went 5-3 with a 4.76 ERA (33 ER/62.1 IP) between Short-A Tri-City and Rookie-level Casper.

YEAR	CLUB	W-L	ERA	G	GS	CG	SHO	SV	IP	H	R	ER	HR	HB	SO	WP	BK
2007	Tri-City	2-2	5.21	12	6	0	0	0	48.1	57	36	28	6	7	41	7	0
	Casper	3-1	3.21	5	0	0	0	0	14.0	10	5	5	1	0	2	11	2
2008	Casper	5-6	5.86	14	13	0	0	0	66.0	87	51	43	9	2	12	67	9
2009	Oaxaca	1-1	5.04	24	0	0	0	0	25.0	30	20	14	2	1	9	19	2
	Mexico	1-0	3.12	10	1	0	0	0	17.1	18	7	6	2	0	4	7	0
2010	Mexico	1-3	4.28	29	3	0	0	1	48.1	53	26	23	2	2	17	49	9
	Asheville	1-0	9.49	9	0	0	0	0	12.1	24	16	13	1	0	9	10	3
2011	Mexico	12-4	4.94	23	19	0	0	0	109.1	139	70	60	12	3	53	93	13
Minor Lg. Totals		11-9	5.69	40	19	0	0	0	140.2	178	108	89	17	8	30	129	21
Mexican Lg. Totals		15-8	4.63	86	23	0	0	1	200.0	240	123	103	18	6	83	168	24

DUCKWORTH, Brandon J. - See Page 131**RHP****EBERT, Thomas Patrick (Tom)****RHP**

HT: 6'6"; **WT:** 245; **BATS:** Right; **THROWS:** Right; **BORN:** 10/31/1987 in Fargo, ND; **RESIDES:** Homestead, FL; **SIGNED BY:** Laz Gutierrez; **ACQUIRED:** Red Sox 19th pick (19th round, 588th overall) in the 2009 First-Year Player Draft.

2011: Tied for 3rd on High-A Salem with a career-high 31 appearances...Also set a new career high with 4 starts...Led Carolina League pitchers with 16 hit batters...Went 2-0 with a 0.50 ERA (1 ER/18.0 IP) in 6 outings in June...Struck out a season-high 6 batters in 3.0 innings of relief on 7/29 at Lynchburg...Was on the DL from 9/2 through the end of the season...**2010:** Made his full-season debut with Single-A Greenville and tied for the team lead with 10 wins, all in relief...Led the Red Sox farm system and the South Atlantic League in relief wins...Tied for 2nd among Sox farmhands in overall wins...Went at least 3.0 innings in 20 of his 22 relief outings...Led all minor leaguers with 8 wins over 11 appearances from 5/19-7/14...Held lefties to a .178 clip (26-for-146)...**2009:** Went 4-0 with a 6.00 ERA (16 ER/24.0 IP) over 11 relief appearances with Short-A Lowell in his pro debut...Led Spinners relievers in wins and ranked 4th among that group in innings...**PERSONAL:** Went 6-4 with a 3.74 ERA (32 ER/77.0 IP) and 77 K's in 14 games (12 starts) as a junior for Florida International University in 2009...Pitched for Iowa Western Community College from 2007-08.

YEAR	CLUB	W-L	ERA	G	GS	CG	SHO	SV	IP	H	R	ER	HR	HB	SO	WP	BK
2009	Lowell	4-0	6.00	11	0	0	0	0	24.0	28	19	16	2	1	11	22	0
2010	Greenville	10-4	2.87	23	1	0	0	1	94.0	76	37	30	4	6	30	92	9
2011	Salem	5-6	4.09	31	4	0	0	1	83.2	67	40	38	7	16	37	71	8
Minor Lg. Totals		19-10	3.75	65	5	0	0	2	201.2	171	96	84	13	23	78	185	17

EMAUS, Bradley Mark (Brad)**2B**

HT: 6'0"; **WT:** 200; **BATS:** Right; **THROWS:** Right; **BORN:** 3/28/1986 in Kalamazoo, MI; **RESIDES:** Monroe, LA; **SIGNED BY:** Matt Riggs (Toronto); **ACQUIRED:** From Colorado in exchange for a player to be named later or cash considerations, 1/10/2012.

2011: Made his Major League debut as a Rule 5 selection with the Mets to start the season and played in 14 games before being returned to Toronto on 4/21...Traded to Colorado on 4/22 for RHP Chris Malone and assigned to Triple-A Colorado Springs but endured a pair of stints on the DL from 5/17-27 and 7/1 through the end of the season...Reached base safely in his last 21 games at a .381 clip (32-for-84) with 6 doubles, 6 homers, 18 RBI, 19 runs and 10 walks from 5/3-6/30...**2010:** Split the season between Double-A New Hampshire and Triple-A Las Vegas in the Toronto system and combined to set career highs in home runs (15), RBI (75) and walks (81)...Ranked 5th among Blue Jays minor leaguers in RBI...Began the year with the Fisher Cats, and did not make an error in 22 games at second base and 11 at third base...Spent 4/16-26 on the DL...Transferred and made his 1st start for the 51s on 6/1...Started 10 games at second base and 76 at third base...Hit .321 (79-for-246) against right-handers for Las Vegas...Knocked 9 of his 10 Triple-A homers at home, while hitting .338 (51-for-151)...Posted an 8-game hitting streak from 7/1-8, going 11-for-29 (.379)...Selected by New York (NL) in the Rule 5 Draft from Toronto on 12/9...**2009:** Saw his 1st action at the Double-A level, spending the entire year with New Hampshire...Posted 40 extra-base hits and led the Fisher Cats in games (137), at-bats (505), runs (67) and hits (128) and was 2nd in RBI (67)...Began the season with 6 hits in his 1st 8 at-bats with 4 doubles and 7 RBI...Recorded a hit in 12 consecutive games from 7/30-8/12...Appeared in 132 games at 2nd base...**2008:** Played the entire year with High-A Dunedin...Led the Florida State League in runs (87) and paced the club in games (124), at-bats (473), hits (143), total bases (219), doubles (34), walks (60) and on-base percentage (.380)...Named a FSL post-season All-Star...Selected as the Organizational Player of the Month for

MINOR LEAGUE PLAYERS, CONTINUED

August after hitting .398 (39-for-98) with 9 doubles, 5 home runs and 16 RBI, including a 15-game hit streak to close out the season from 8/15...Appeared in 96 games at second base and 14 games at third base...**2007:** Made his professional debut with Short-A Auburn of the New York-Penn League...Hit his 1st professional home run on 7/3 vs. Mahoning Valley...Placed on the DL from 7/7-8/1...**PERSONAL:** Hit .306 (154-for-504) with 36 doubles, 19 homers, 101 RBI, 120 runs and 14 stolen bases in 132 games over 2 seasons for the University of Tulane...Played for Yarmouth-Dennis of the Cape Cod League in 2006...Was a 4-year letterman at East Coweta (GA) High School...Selected in the 18th round of the 2004 draft by the Atlanta Braves but did not sign...Named a *Street and Smith* All-American as well as team MVP, Silver Slugger and Gold Glove winner after hitting .509 with 8 home runs, 60 RBI and 40 stolen bases as a high school senior.

YEAR	CLUB	AVG	G	AB	R	H	2B	3B	HR	RBI	SH	SF	HP	BB	SO	SB	CS	E
2007	Auburn	.228	39	136	21	31	6	0	2	14	1	1	2	12	26	2	0	8
2008	Dunedin	.302	124	473	87	143	34	3	12	71	3	5	2	60	56	12	4	14
2009	New Hampshire	.253	137	505	67	128	28	2	10	67	0	9	8	59	69	10	3	16
2010	New Hampshire	.272	38	136	21	37	7	0	5	26	1	2	0	31	19	5	0	0
	Las Vegas	.298	87	309	58	92	25	3	10	49	2	2	1	50	50	8	2	20
2011	Colorado Spr.	.313	45	163	37	51	10	2	9	28	1	1	1	20	24	3	3	6
	NEW YORK (NL)	.162	14	37	2	6	0	0	0	1	0	0	1	4	9	0	0	0
Major Lg. Totals		.162	14	37	2	6	0	0	0	1	0	0	1	4	9	0	0	0
Minor Lg. Totals		.280	470	1722	291	482	110	10	48	255	8	20	14	232	244	40	12	64

ERASMUS, Justin

RHP

HT: 6'0"; **WT:** 160; **BATS:** Right; **THROWS:** Right; **BORN:** 1/22/1990 in Johannesburg, South Africa; **RESIDES:** Queensland, Australia; **SIGNED BY:** Jon Deeble; **ACQUIRED:** Signed by the Red Sox as an international free agent, 7/2/2007.

2011: Led Single-A Greenville hurlers (min. 40 IP) with a 1.11 ERA (5 ER/40.2 IP)...Set career highs in wins (4), games (24), innings (40.2) and strikeouts (36)...Did not give up more than 1 earned run in any outing...Went 3-0 with a 0.78 ERA (2 ER/23.0 IP) in 13 games at home...Made 11 consecutive appearances (20.2 IP) without allowing an earned run from 7/1-8/8...Following the season, posted a 2.25 ERA (4 ER/16 IP) in 12 games for Brisbane of the Australian Baseball League...**2010:** Returned to the Gulf Coast League Red Sox and did not allow an earned run in 18 of 21 appearances, including each of his 1st 9 outings from 6/21-7/19 (13.0 IP)...Ranked among GCL leaders in saves (2nd, 10) and games finished (3rd, 19)...Led the team in saves and appearances...Held lefties to a .192 average (10-for-52)...After the season, made 6 appearances (3 starts) for Brisbane...**2009:** Paced the GCL Red Sox with 5 saves in 6 opportunities in his pro debut...Tallied a team-high 15 appearances and 13 games finished...Ranked 2nd among club relievers with 26.1 innings and led that group (min. 15.0 IP in relief) with a 2.05 ERA...Made 1 start for South Africa in the World Baseball Classic...**PERSONAL:** Was 0-2 with a 3.99 ERA (13 ER/29.1 IP) in 8 starts in Major League Baseball's 2008 Australian Academy Program.

YEAR	CLUB	W-L	ERA	G	GS	CG	SHO	SV	IP	H	R	ER	HR	HB	BB	SO	WP	BK
2009	GCL Red Sox	2-2	2.05	15	0	0	0	5	26.1	20	8	6	0	1	11	25	4	1
2010	GCL Red Sox	1-3	2.12	21	0	0	0	10	29.2	26	13	7	0	1	9	33	2	0
2011	Greenville	4-1	1.11	24	0	0	0	1	40.2	37	9	5	2	1	11	36	2	0
Minor Lg. Totals		7-6	1.68	60	0	0	0	16	96.2	83	30	18	2	3	31	94	8	1

ESCOBAR, Leonel Jose

C

HT: 5'10"; **WT:** 175; **BATS:** Right; **THROWS:** Right; **BORN:** 9/4/1990 in Caracas, VZ; **RESIDES:** La Sabana, VZ; **SIGNED BY:** Fernando Veracierta; **ACQUIRED:** Signed by the Red Sox as an international free agent, 10/18/2007.

2011: Endured a pair of DL stints to play 10 games with Short-A Lowell, 4 games with Single-A Greenville and 4 games with High-A Salem...Hit .241 (13-for-54) between the 3 stops...Combined to throw out 3 of 26 (11.5%) attempted base stealers...Made season debut with the Drive on 5/10 after starting season on DL...Activated from 2nd stint on DL on 6/13 and then transferred to the Spinners on 6/23...Transferred to Salem on 8/3...**2010:** Hit .290 (18-for-62) with 7 RBI in 30 games between the Gulf Coast Red Sox and Salem...Posted a .306 clip (11-for-36) in July...Combined to throw out 10 of 19 (52.6%) attempted base stealers...Also played 4 games at third base in the GCL...**2009:** Hit .260 (20-for-77) with 11 RBI between the Red Sox Dominican Summer League and GCL affiliates...Started the season in the DSL before a 6/8 promotion to the GCL, where he tied for the team lead with 21 appearances behind the plate...**2008:** Hit .280 (42-for-150) with 11 RBI with the DSL Red Sox in his 1st pro season, leading the club with 46 games caught...Ranked 2nd on the club in batting.

YEAR	CLUB	AVG	G	AB	R	H	2B	3B	HR	RBI	SH	SF	HP	BB	SO	SB	CS	E
2008	DSL Red Sox	.280	47	150	29	42	6	0	0	11	3	0	10	19	24	3	0	5
2009	DSL Red Sox	.333	6	24	5	8	4	0	0	4	0	0	0	2	0	0	0	0
	GCL Red Sox	.226	21	53	9	12	3	0	0	7	0	0	2	8	9	0	1	2
2010	GCL Red Sox	.259	27	54	5	14	0	0	0	6	1	1	4	8	9	1	0	3
	Salem	.500	3	8	2	4	0	0	0	1	0	0	0	1	2	0	0	0
2011	Lowell	.200	10	30	2	6	1	0	0	2	0	0	2	4	5	0	0	1
	Greenville	.357	4	14	2	5	0	0	0	0	0	0	0	2	4	0	0	0
	Salem	.200	4	10	0	2	0	0	0	0	0	0	0	0	2	0	0	0
Minor Lg. Totals		.271	122	343	54	93	14	0	0	31	4	1	18	45	55	4	1	11

FERNANDEZ, Jeffry Aneudy

RHP

HT: 6'3"; **WT:** 180; **BATS:** Right; **THROWS:** Right; **BORN:** 3/25/1993 in San Francisco De Macoris, DR; **RESIDES:** San Francisco De Macoris, DR; **SIGNED BY:** Manny Nanita; **ACQUIRED:** Signed by the Red Sox as an international free agent, 2/21/2011.

2011: Made pro debut with the DSL Red Sox...Allowed 2 earned runs on 8 hits and 5 walks over 17.0 innings (1.06 ERA) in 1st 4 starts of the season from 5/31-6/19.

MINOR LEAGUE PLAYERS, CONTINUED

YEAR	CLUB	W-L	ERA	G	GS	CG	SHO	SV	IP	H	R	ER	HR	HB	BB	SO	WP	BK
------	------	-----	-----	---	----	----	-----	----	----	---	---	----	----	----	----	----	----	----

2011	DSL Red Sox	0-2	4.20	12	12	0	0	0	40.2	34	20	19	1	4	25	20	7	0
------	-------------	-----	------	----	----	---	---	---	------	----	----	----	---	---	----	----	---	---

FIELDS, Joshua David (Josh)

RHP

HT: 6'0"; **WT:** 180; **BATS:** Right; **THROWS:** Right; **BORN:** 8/19/1985 in Athens, GA; **RESIDES:** Hull, GA; **SIGNED BY:** Chuck Carlson (Seattle); **ACQUIRED:** From Seattle with LHP Erik Bedard in exchange for OF Trayvon Robinson and OF Chih-Hsien Chiang, 7/31/2011.

2011: Spent the end of the year at Double-A Portland after being acquired from Seattle with LHP Erik Bedard in exchange for OF Trayvon Robinson and OF Chih-Hsien Chiang on 7/31...Prior to the trade, spent time at Double-A Jackson and Triple-A Tacoma and went 4-2 with a 3.67 ERA (23 ER/56.1 IP) in 38 games between the 3 stops...Held left-handed batters to a combined .176 average (15-for-85)...Was 3-0 in 9 outings with the Sea Dogs...**2010:** Appeared in 21 games for Double-A West Tennessee...Held opponents to a .190 average (19-for-100)...Fanned 2 or more batters in 9 appearances...Played for Peoria in the Arizona Fall League, going 1-1 with a 3.09 ERA with 8 strikeouts in 9 games...Selected to play in the AFL Rising Stars Game for the 2nd time...**2009:** Went straight to Double-A in his pro debut with West Tennessee...Allowed 3 runs over 0.2 innings in his 1st career appearance on 4/9 at Montgomery, but gave up just 3 ER over his next 17 appearances...Earned 1st save on 4/25 vs. Mississippi...Played for Peoria in the AFL, and recorded a 1.64 ERA (2 ER/11.0 IP) in 11 appearances...Held opponents to a .154 batting average (6-for-39), the 4th-lowest among qualifying AFL relievers...Participated in the AFL Rising Stars Game...Selected by Seattle in the 1st round (20th overall) of the 2008 First-Year Player Draft...**PERSONAL:** Played 4 seasons for the University of Georgia (2005-08), setting the school and SEC career record with 41 saves...Selected by Atlanta in the 2nd round of the 2007 First-Year Player Draft but did not sign...Named the Stopper of the Year by the National Collegiate Baseball Writers Association as the nation's top closer, 1st Team All-American by Collegiate Baseball/Louisville Slugger, 2nd Team All-American by *Baseball America* and the ABCA and SEC Pitcher of the Year in 2008...Also selected as a finalist for the Clemens Award and semifinalist for Golden Spikes Award...Graduated from Prince Avenue Christian School in 2004...Selected as the Athens Banner-Herald Northeast Georgia Player of the Year in 2003.

YEAR	CLUB	W-L	ERA	G	GS	CG	SHO	SV	IP	H	R	ER	HR	HB	BB	SO	WP	BK
2009	West Tenn.	2-2	6.48	31	0	0	0	1	33.1	33	33	24	2	1	22	36	3	0
2010	West Tenn.	1-1	3.14	21	0	0	0	6	28.2	19	12	10	0	0	18	28	2	0
2011	Jackson	1-2	2.77	20	0	0	0	3	26.0	17	11	8	0	4	19	26	2	0
	Tacoma	0-0	6.23	9	0	0	0	0	13.0	11	10	9	2	0	13	13	0	1
	Portland	3-0	3.12	9	0	0	0	1	17.1	10	6	6	2	1	10	25	3	1
Minor Lg. Totals		7-5	4.34	90	0	0	0	11	118.1	90	72	57	6	6	82	128	10	2

FLORES, Ruben

RHP

HT: 6'4"; **WT:** 165; **BATS:** Right; **THROWS:** Right; **BORN:** 5/19/1984 in El Paso, TX; **RESIDES:** Phoenix, AZ; **SIGNED BY:** Steve Peck (Seattle); **ACQUIRED:** Signed by the Red Sox as a non-drafted free agent, 9/16/2011.

2011: Contract was purchased from the Lake Erie Crushers of the independent Frontier League after serving as the club's closer...Led the circuit with 77 relief strikeouts while both his 12.30 strikeouts per 9.0 innings (56.1 IP) and 0.94 WHIP paced league hurlers (min. 50.0 IP)...Also tied for 3rd in the league in saves (21) and appearances (45), going 2-3 with a 2.24 ERA (14 ER) and holding opponents to a .152 clip (30-for-199)...**2010:** Went 2-for-2 in save opportunities at High-A Brevard County...Earned only win on 6/26 vs. Lakeland...Posted a 3.38 ERA (6 ER/16.0 IP) in 10 outings in August...**2009:** Began the year splitting time between Seattle's Single-A Clinton and High-A High Desert affiliates...Traded to Milwaukee in exchange for INF/OF Bill Hall on 8/19 and was immediately assigned to Brevard County...Combined to go 3-2 with a 4.04 ERA (27 ER/60.1 IP), with 67 strikeouts and 37 walks between the 3 stops...**2008:** Did not play due to injury...**2007:** Began in the starting rotation for High Desert before moving to the bullpen on 6/21...Went 1-4 with a 8.84 ERA (36 ER/36.2 IP) in 8 starts and 1-0 with a 4.70 ERA (8 ER/15.1 IP) in 8 relief outings...Struck out a career-high 11 batters in 5.1 innings on 5/24 vs. Lake Elsinore...**2006:** Spent entire season with Single-A Wisconsin...Limited opponents to a .240 average (68-for-283) including a .218 mark (26-for-119) against lefties...**2005:** Did not play due to injury...**2004:** Began the season with Double-A San Antonio and made 1 relief appearance...Transferred to Short-A Everett on 5/25...Struck out a season-high 8 batters on 6/26...Hurled at least 5.0 innings in 7 of 11 starts...**2003:** Appeared in 9 games with the Rookie-level Arizona League Mariners...Selected by Seattle in the 12th round of the First-Year Player Draft...**PERSONAL:** Went 8-3 with a 5.11 ERA (43 ER/75.2 IP) and 66 strikeouts in 15 games for El Paso Community College in 2003...Led team to WJAC South Division Championship...Selected by Cleveland in the 29th round of the 2002 First-Year Player Draft but did not sign.

YEAR	CLUB	W-L	ERA	G	GS	CG	SHO	SV	IP	H	R	ER	HR	HB	BB	SO	WP	BK
2003	AZL Mariners	2-2	3.73	9	7	0	0	0	31.1	28	18	13	1	7	12	26	3	1
2004	San Antonio	0-0	5.40	1	0	0	0	0	1.2	0	1	1	0	0	3	2	0	0
	Everett	2-5	5.20	11	11	0	0	0	53.2	50	36	31	8	5	24	40	8	0
2005	Did Not Play Due to Injury																	
2006	Wisconsin	1-9	5.04	34	8	0	0	0	75.0	68	49	42	5	12	53	93	17	2
2007	High Desert	2-4	7.62	16	8	0	0	0	52.0	62	48	44	10	7	35	64	8	0
2008	Did Not Play Due to Injury																	
2009	Clinton	2-2	2.30	36	36	0	0	18	43.0	25	15	11	1	2	28	53	7	4
	High Desert	1-0	13.06	8	8	0	0	0	10.1	20	17	15	5	0	7	8	3	0
	Brevard County	0-0	1.29	5	5	0	0	1	7.0	2	1	1	1	0	2	6	0	0
2010	Brevard County	1-3	4.74	32	32	0	0	2	43.2	43	25	23	2	0	35	42	10	0
2011	Lake Erie	2-3	2.24	45	0	0	0	21	56.1	30	14	14	2	5	23	77	5	--
Minor Lg. Totals		11-25	5.13	152	34	0	0	21	317.2	298	210	181	33	33	199	334	56	7
Independent Lg. Totals		2-3	2.24	45	0	0	0	21	56.1	30	14	14	2	5	23	77	5	--

GARCIA, Edwar Bacilio

RHP

HT: 6'4"; **WT:** 175; **BATS:** Right; **THROWS:** Right; **BORN:** 11/19/1993 in Santo Domingo, DR; **RESIDES:** Cristo Rey, DR; **SIGNED BY:** Manny Nanita; **ACQUIRED:** Signed by the Red Sox as an international free agent, 9/27/2010.

2011: Made pro debut with the GCL Red Sox...Ranked among club leaders in starts (T-2nd, 13) and strikeouts (3rd, 41)...Held opponents to 1 earned run or less in 10 of 13 outings, including 7 in a row from 6/21-7/27...Went 5.0 scoreless innings to earn the win on 7/27 vs. the DSL Rays, allowing 3 hits while striking out a season-high 8.

YEAR	CLUB	W-L	ERA	G	GS	CG	SHO	SV	IP	H	R	ER	HR	HB	BB	SO	WP	BK
2011	DSL Red Sox	2-4	2.68	13	13	0	0	0	47.0	39	20	14	0	10	29	41	7	0

GARCIA, Jason Emilio

RHP

HT: 6'0"; **WT:** 185; **BATS:** Right; **THROWS:** Right; **BORN:** 11/21/1992 in Bronx, NY; **RESIDES:** Land O' Lakes, FL; **SIGNED BY:** Anthony Turco; **ACQUIRED:** Red Sox 19th pick (17th round, 533rd overall) in the 2010 First-Year Player Draft.

2011: Ranked among Short-A Lowell leaders in wins (T-2nd, 3) and starts (3rd, 13)...Held right-handed hitters to a .221 average (27-for-122)...Started the season 3-0 with a 1.13 ERA (3 ER/24.0 IP) through 1st 6 starts...**2010:** Pitched for the Gulf Coast League Red Sox in his 1st pro campaign...Held opponents to 2 earned runs or less in all 8 of his starts, posting a 2.67 ERA (8 ER/27.0 IP) in that role...Led the team with a 2.14 ground out-to-air out ratio (min. 5.0 IP)...Fanned a career-high 5 in 5.0 shutout frames for his 1st win on 8/18 at the GCL Orioles...**PERSONAL:** Led Land O' Lakes (FL) High School in wins (6-4), ERA (1.46), K's (107) and innings (62.1) as a senior in 2010.

YEAR	CLUB	W-L	ERA	G	GS	CG	SHO	SV	IP	H	R	ER	HR	HB	BB	SO	WP	BK
2010	GCL Red Sox	1-3	3.03	9	8	0	0	0	29.2	31	16	10	0	2	6	17	1	0
2011	Lowell	3-3	3.88	13	13	0	0	0	55.2	52	38	24	1	6	36	40	4	0
Minor Lg. Totals		4-6	3.59	22	21	0	0	0	85.1	83	54	34	1	8	42	57	5	0

GARCIA, Jose Luis

SS

HT: 5'11"; **WT:** 165; **BATS:** Right; **THROWS:** Right; **BORN:** 4/23/1991 in San Pedro de Macoris, DR; **RESIDES:** San Pedro de Macoris, DR; **SIGNED BY:** Pablo Lantigua; **ACQUIRED:** Signed by the Red Sox as an international free agent, 5/5/2008.

2011: Batted .234 (100-for-427) with 11 homers, 52 RBI, 59 runs and 36 stolen bases in 107 games between Single-A Greenville and Short-A Lowell...Ranked 3rd in stolen bases among Red Sox minor leaguers...Went 4-for-11 (.364) with the bases loaded for the Drive...Stole 14 of 15 bases (93.3%) for Greenville...Transferred to Lowell on 6/16 and led the club in stolen bases (22) and runs (38)...Placed among Spinners leaders in at-bats (2nd, 212), hits (T-2nd, 53), triples (2nd, 4), home runs (3rd, 6) and walks (3rd, 18)...Spent time on DL from 7/12-27...**2010:** Combined to bat .239 (47-for-197) with 2 homers and 16 RBI with Lowell and Greenville...Placed 3rd on the Spinners with 7 stolen bases...Named a New York-Penn League mid-season All-Star and delivered the game-winning single in the 8th inning in a 4-3 AL victory on 8/17 at Staten Island...Hit .345 with an NYPL-best 19 hits in June (55 AB)...**2009:** Led the Gulf Coast Red Sox in games (49), at-bats (168) and runs (21)...Also ranked among club leaders in doubles (T-2nd, 8), homers (T-2nd, 2), hits (3rd, 42), RBI (3rd, 16) and walks (T-3rd, 15)...**2008:** Made his pro debut in the Dominican Summer League...Hit .326 (29-for-89) over 23 games from 7/2-28.

YEAR	CLUB	AVG	G	AB	R	H	2B	3B	HR	RBI	SH	SF	HP	BB	SO	SB	CS	E
2008	DSL Red Sox	.216	60	232	37	50	4	2	3	27	5	2	4	28	80	17	7	19
2009	GCL Red Sox	.214	49	168	21	36	8	1	2	16	0	1	4	15	39	5	6	18
2010	Lowell	.242	51	194	22	47	13	0	2	15	2	1	3	14	47	7	4	22
	Greenville	.000	1	3	0	0	0	0	0	1	0	1	0	0	0	0	0	0
2011	Lowell	.250	55	212	38	53	11	4	6	24	1	2	3	18	62	22	6	17
	Greenville	.219	52	215	21	47	6	2	5	28	1	1	1	13	58	14	1	20
Minor Lg. Totals		.228	268	1024	139	233	42	9	18	111	9	8	15	88	286	65	24	96

GEDMAN, Matthew

2B

HT: 6'2"; **WT:** 205; **BATS:** Left; **THROWS:** Right; **BORN:** 9/26/1988 in Worcester, MA; **RESIDES:** Framingham, MA; **SIGNED BY:** Ray Fagnant; **ACQUIRED:** Red Sox 48th pick (45th round, 1372nd overall) in the 2011 First-Year Player Draft.

2011: Hit .234 (46-for-197) in 55 games between the Gulf Coast League Red Sox, Short-A Lowell and Double-A Portland in his pro debut...Ranked 2nd among GCL Red Sox qualifiers in average (.282) and tied for 3rd in walks (12)...Batted .349 (22-for-63) in 16 home games...Hit .458 (11-for-24) with runners on base and 2 outs in the GCL...Knocked 1st career home run on 7/18 at the GCL Rays...Sent to Lowell on 7/30, and played in 23 games...Transferred to Portland on 9/5 and went 0-for-3 vs. New Hampshire in the Sea Dogs final game of the season...**PERSONAL:** His father, Rich, was a catcher for 13 Major League seasons, including 11 with the Red Sox, is currently the hitting coach at High-A Salem and was hitting coach with Matt at Lowell in 2011...Led the Atlantic-10 with a .402 average (76-for-189), and his 189 hits in a season were the 2nd most in University of Massachusetts-Amherst history...Earned 1st-Team All-Star selection by the New England Intercollegiate Baseball Association, named to the A-10 Baseball All-Conference 1st Team and chosen as the National Collegiate Baseball Writers of America District 1 Player of the Year in 2011...Batted .334 (179-for-536) with 33 doubles, 4 triples, 14 homers, 94 RBI and 99 runs in 142 career games for the Minutemen...Was a 4-year letterwinner at Belmont Hill School.

YEAR	CLUB	AVG	G	AB	R	H	2B	3B	HR	RBI	SH	SF	HP	BB	SO	SB	CS	E
2011	GCL Red Sox	.282	31	117	14	33	5	1	2	15	1	0	2	12	17	1	0	8
	Lowell	.169	23	77	4	13	0	0	1	2	0	0	0	3	8	0	0	5
	Portland	.000	1	3	0	0	0	0	0	0	0	0	0	0	0	0	0	0
Minor Lg. Totals		.234	55	197	18	46	5	1	3	17	1	0	2	15	25	1	0	13

INF

GENTILE, Zach

HT: 5'8"; **WT:** 165; **BATS:** Left; **THROWS:** Right; **BORN:** 11/1/1986 in Sturgis, MI; **RESIDES:** Sturgis, MI; **SIGNED BY:** Duane Gustavson; **ACQUIRED:** Red Sox 51st pick (49th round, 1,477th overall) in the 2008 First-Year Player Draft.

2011: Played entire season at High-A Salem...Placed on the DL on 8/6 and upon his return hit safely in the final 7 games of the season (8/28-9/5) at a .524 clip (11-for-21) with 7 RBI and 6 runs...Recorded a career-high 5 RBI on 8/31 at Winston-Salem...**2010:** Returned to Single-A Greenville and struck out once every 10.51 plate appearances, the best ratio among all qualifying Low-A batters...Played a team-high 63 contests at second base and also appeared at first base (12 games), third base (7), left field (15) and right field (1)...Batted .333 (7-for-21) with a team-high 6 runs in 6 playoff games...**2009:** Ranked among Drive leaders in sac hits (3rd, 4) and OBP (4th, .363)...Committed 3 errors between second base (67 appearances), third base (11), left field (3) and shortstop (1)...Posted 6 straight multi-hit games, 7/24-31...Hit .381 (8-for-21) in 6 post-season games...**2008:** Spent his 1st pro season with Short-A Lowell...Played at second base (32 games) and in the outfield (7)...Appeared in 1 playoff game, going 0-for-1...**PERSONAL:** Hit .326 at Western Michigan University in 2008.

YEAR	CLUB	AVG	G	AB	R	H	2B	3B	HR	RBI	SH	SF	HP	BB	SO	SB	CS	E
2008	Lowell	.222	40	135	13	30	3	1	0	13	1	0	1	8	17	2	4	5
2009	Greenville	.281	88	306	45	86	11	2	1	27	4	1	4	36	45	7	6	3
2010	Greenville	.233	98	330	40	77	13	2	0	25	6	5	1	47	37	5	2	9
2011	Salem	.273	80	253	33	69	10	1	0	20	6	1	7	31	42	3	2	4
Minor Lg. Totals		.256	306	1024	131	262	37	6	1	85	17	7	13	122	141	17	14	21

GERMANO, Justin W. - See Page 145

RHP

GIBSON, Derrik C.

SS

HT: 6'1"; **WT:** 170; **BATS:** Right; **THROWS:** Right; **BORN:** 12/5/1989 in Seaford, DE; **RESIDES:** Seaford, DE; **SIGNED BY:** Chris Calciano; **ACQUIRED:** Red Sox 4th pick (2nd round, 77th overall) in the 2008 First-Year Player Draft.

2011: Led High-A Salem with 128 games and 48 walks and ranked 2nd on the team with 445 at-bats, 56 runs, 107 hits and 24 stolen bases...Led Carolina League shortstops with a .966 fielding percentage (19 E/562 TC)...Selected as the Red Sox Minor League Defensive Player of the Month for May...Reached base safely in 19 straight road contests from 7/14-9/2, the 5th-longest such streak in the CL...Rated by *Baseball America's* 2012 Best Tools survey as being the best athlete in the Red Sox system...**2010:** Led Single-A Greenville in walks (61) and ranked among club leaders in runs (2nd, 77), hits (3rd, 112) and stolen bases (3rd, 39)...His 39 steals ranked 3rd in the Sox system...Led the South Atlantic League with a .960 fielding pct. (22 E/545 TC) at shortstop...Reached base safely in 19 straight tilts, 7/30-8/20...**2009:** Played shortstop (38 games) and second base (30) for Short-A Lowell...Was the AL's starting second baseman in the New York-Penn League All-Star Game...Named Red Sox Minor League Base Runner of the Year, leading the NYPL with 54 runs...Stole 28 bases, 2nd in the Red Sox system and 3rd in the NYPL...Ranked 6th among Sox farmhands in batting (.290)...Drew a club-high 39 walks, 6th in the circuit...Tied for the club lead and tied for 4th in the NYPL with 74 hits...Selected as Red Sox Minor League Offensive Player of the Month for June, Base Stealer for July and Base Runner for August/September...Hit .250 (3-for-12) in 3 playoff tilts...Following the season, ranked as the No. 10 prospect and No. 8 position player in the Boston system and the No. 15 prospect in the NYPL by *Baseball America*...**2008:** Hit .248 (32-for-129) with 12 RBI with the Gulf Coast Red Sox and Lowell...Saw time at third base, second base and shortstop...Successful in all 16 stolen bases...Appeared in 1 playoff game for Lowell...Following the season, rated by *Baseball America* as the fastest base runner in the Sox system...**PERSONAL:** Was a 2-time Delaware High School Player of the Year and 3-time All-State at Seaford Senior High School...Named to the 2008 *Baseball America* 1st-Team High School All-American.

YEAR	CLUB	AVG	G	AB	R	H	2B	3B	HR	RBI	SH	SF	HP	BB	SO	SB	CS	E
2008	GCL Red Sox	.309	27	94	15	29	6	1	0	9	1	1	3	14	18	14	0	4
	Lowell	.086	14	35	4	3	0	0	0	3	0	1	1	6	11	2	0	3
2009	Lowell	.290	67	255	54	74	15	4	0	25	2	1	6	39	42	28	5	17
2010	Greenville	.230	122	487	77	112	22	3	2	40	7	4	6	61	101	39	7	22
2011	Salem	.128	128	445	56	107	20	3	1	30	9	2	6	48	86	24	9	19
Minor Lg. Totals		.247	358	1316	206	325	63	11	3	107	19	9	22	168	258	107	21	65

GLEASON, Michael Stephen

RHP

HT: 6'0"; **WT:** 200; **BATS:** Right; **THROWS:** Right; **BORN:** 3/12/1988 in Chico, CA; **RESIDES:** Willows, CA; **SIGNED BY:** Demond Smith; **ACQUIRED:** Red Sox 36th pick (34th round, 1,043rd overall) in the 2010 First-Year Player Draft.

2011: In 27 games between Single-A Greenville and High-A Salem, went 1-2 with a 4.63 ERA (23 ER/44.2 IP) and 40 strikeouts...Combined to post a 1.80 ERA (2 ER/10.0 IP) with 4 saves in 9 games from 5/18-6/26...Went 5-for-5 in save opportunities with Greenville...Recorded 6 strikeouts in 3.0 innings on 8/24 at Charleston...**2010:** Debuted with the Gulf Coast Red Sox...Gave up 8 earned runs over his 1st 2 outings (13.1 IP) but posted a 2.72 ERA (11 ER/36.1 IP) the rest of the way...Earned his 1st win on 7/20 at the DSL Rays...**PERSONAL:** Went 7-3 with a team-high 90 K's and 94.0 innings as a senior at Chico State (CA) College in 2010...Named 1st-team All-California Collegiate Athletic Association and selected to the Daktronics All-American 3rd team his senior year.

YEAR	CLUB	W-L	ERA	G	GS	CG	SHO	SV	IP	H	R	ER	HR	HB	BB	SO	WP	BK
2010	GCL Red Sox	1-2	4.28	14	0	0	0	2	40.0	47	28	19	1	1	8	30	1	0
2011	Greenville	1-0	2.88	14	0	0	0	5	25.0	18	8	8	2	2	10	24	1	0
	Salem	0-2	6.86	13	0	0	0	2	19.2	27	15	15	2	4	9	16	0	1
Minor Lg. Totals		2-4	4.46	41	0	0	0	9	84.2	92	51	42	5	7	27	70	2	1

GOMEZ, Mauro Alexis

HT: 6'2"; **WT:** 230; **BATS:** Right; **THROWS:** Right; **BORN:** 9/7/1984 in Bani, DR; **RESIDES:** Bani, DR; **SIGNED BY:** Manny Batista; **ACQUIRED:** Signed by the Red Sox as a minor league free agent, 2/2/2012.

2011: Named a mid-season International League All-Star with Atlanta's Gwinnett affiliate and led the circuit with 264 total bases in his 1st Triple-A campaign...Also placed among circuit leaders in AVG (10th, .304), hits (2nd, 154), doubles (5th, 34), home runs (T-3rd, 24), RBI (4th, 90), SLG (4th, .522), extra-base hits (2nd, 60), runs (4th, 76) and intentional walks (T-1st, 6)...Finished 3rd among Braves minor leaguers in homers and RBI and 6th in AVG...Appeared in a career-high 135 games...Hit .309 against left-handers (46-for-149) and .303 (108-for-357) against righties...Ranked 2nd in the league with a .413 AVG (33-for-80) in April...Batted .321 (71-for-221) over his last 61 games beginning 7/1, 5th best in the IL in that time...Drove in 27 runs over 27 July games, tied for the league's most RBI in July...Went deep in 3 straight games, 5/5-7 at Rochester and again from 7/19-21 vs. Louisville...On 7/25 at Norfolk, went 4-for-5 with a triple, 2 homers and a career-high 8 RBI, including an 8th-inning grand slam, in a game resumed on 8/31 after being suspended on 7/25...Set Gwinnett's single-game RBI record...Named IL Player of the Week for 8/22-28...Led the IL with a .520 AVG (13-for-25) and tied for the league lead in hits and total bases (22) in that time while tallying 3 doubles, 2 homers and 5 RBI...Following the season, combined to play 40 games with Toros del Este and Leonos Escogido of the Dominican Winter League, placing 3rd in the league with 23 walks...Also hit .317 (32-for-101) with 6 homers and 23 RBI in 27 playoff games for Escogido...Tied for the DWL playoff lead in hits and finished 2nd in homers, RBI, SLG (.545) and extra-base hits (10)...**2010:** Named a mid-season Southern League All-Star in his 1st Double-A season...Spent his 1st season in the Braves organization with Mississippi...Led the SL and topped Braves farmhands with a career-high 42 doubles...Tied for the league lead with 60 extra-base hits (tied) and ranked 4th in the circuit with 233 total bases...Also ranked among organizational leaders in hits (4th, 139), home runs (T-2nd, 16), RBI (2nd), runs (T-4th, 67) and OPS (4th, .820)...Topped Southern League first basemen in games (125), chances (1,120), putouts (1,038) and assists (75)...Hit a grand slam on 5/14 vs. Chattanooga and was named Southern League Player of the Week for 5/10-16...Also earned the honor for 6/28-7/5...Selected as the club's Player of the Month for both June (.286 AVG, 9 2B, 3B, 2 HR, 18 RBI) and August (.312, 7 2B, 6 HR, 19 RBI)...After the season, hit .279 (34-for-122) with 4 doubles, a triple, 4 homers and 21 RBI in 37 games with Toros del Este of the DWL...**2009:** Returned to High-A Bakersfield and hit a career-high 28 home runs...His 28 roundtrippers and 66 extra-base hits tied for 13th among all minor leaguers...Ranked 15th among that group with 268 total bases...Named to the California League All-Star Team at DH...Also played first base and third base on the year...Finished 4th in the CL in homers and 5th in AB/HR ratio (17.89)...Notched a pair of 6-RBI games, 4/22 at Visalia and 9/5 vs. Rancho Cucamonga...Earned CL's final Batter of the Week honor for 8/31-9/7, hitting .414 (12-for-29) with 2 doubles, a triple, 4 homers and 14 RBI in his last 7 games...Posted 10-game hitting streaks from 4/29-5/8 (.375, 15-for-40) and 5/15-25 (.333, 18-for-45)...Hit .321 (9-for-28) with a homer and 7 RBI in 8 playoff games for the Blaze...Appeared in 26 games for Toros del Este of the DWL...**2008:** Spent the season at High-A Bakersfield...Appeared in 80 games, including just 21 tilts after 6/20...Had multiple hits in 4 of 5 games from 5/7-11, going 8-for-23 (.348) in that time...Played 67 games at first base, 2 at third base and 11 as DH...**2007:** Played an entire season with Single-A Clinton, finishing among Midwest League leaders in homers (3rd, 21), total bases (5th, 221) and times hit by a pitch (1st, 18)...Named Rangers Player of the Month for July after batting .359 (37-for-103) with a league-leading 12 homers and 31 RBI...His 12 July homers tied for the most among all minor leaguers...Had 3 multi-homer efforts in a 13-game stretch from 7/18-31...Topped the LumberKings in homers, runs (72), ranked 2nd in RBI (74) and 3rd in doubles (28)...Named ML's Batter of the Week for 7/16-22, hitting 5 homers with 9 RBI and a 12-for-30 (.400) in that stretch...**2006:** Combined to bat .284 (73-for-257) with 17 doubles, 7 homers and 39 RBI over 70 games between Bakersfield and the Rookie-level Arizona League...Started the season at Bakersfield and batted .280 (14-for-50) with 3 doubles and 9 RBI over 13 games before landing on the DL on 5/10...Played an 11-game rehab stint with the AZL Rangers from 6/22-7/4, with hits in 10 of those contests, and was reinstated on 7/6...Finished the year in 46 games for the Blaze...**2005:** Limited to 4 games in the AZL due to injury...Did not appear in a game after 6/26 after an injury...3 of his 5 hits went for extra bases (2 doubles, homer)...**2004:** Spent the entire season with the AZL Rangers...Appeared exclusively at third base...Began season with a .303 clip (23-for-76), 7 doubles, 2 triples, a HR and 10 RBI in 20 games over June and July...**2003:** Made his pro debut for the Rangers Dominican Summer League squad.

YEAR	CLUB	AVG.	G	AB	R	H	2B	3B	HR	RBI	SH	SF	HB	BB	SO	SB	CS	E
2003	DSL Rangers	.236	63	229	36	54	12	0	2	30	1	4	7	24	37	3	0	--
2004	AZL Rangers	.246	34	126	12	31	9	2	1	16	2	0	0	10	33	0	2	12
2005	AZL Rangers	.385	4	13	5	5	2	0	1	4	0	1	0	3	2	0	0	3
2006	Bakersfield	.258	59	213	25	55	14	2	4	25	0	2	1	6	71	1	0	15
	AZL Rangers	.409	11	44	9	18	3	0	3	14	0	0	1	5	5	1	1	1
2007	Clinton	.262	132	497	72	130	28	0	21	74	0	3	18	23	115	2	3	19
2008	Bakersfield	.244	80	316	30	77	13	0	8	41	1	2	3	14	93	0	0	7
2009	Bakersfield	.285	124	501	75	143	35	3	28	94	0	4	7	31	141	1	0	6
2010	Mississippi	.281	133	495	67	139	42	2	16	80	0	8	10	46	122	1	2	13
2011	Gwinnett	.304	135	506	76	154	34	2	24	90	1	6	6	38	131	6	2	10
Minor League Totals		.274	775	2940	407	806	192	11	108	468	5	30	53	200	750	15	10	86

GOMEZ, Sergio Andres

HT: 6'3"; **WT:** 155; **BATS:** Right; **THROWS:** Right; **BORN:** 6/8/1992 in Cartagena, Colombia; **RESIDES:** Cartagena, Colombia; **SIGNED BY:** Santiago Prada; **ACQUIRED:** Signed by the Red Sox as an international free agent, 11/21/2009.

2011: Ranked 2nd on the Gulf Coast League Red Sox, 3rd among Sox minor leaguers and 7th in the league in ERA (2.68)...Placed 2nd on the club and 5th in the GCL in WHIP (1.07) among qualifiers...Also among team leaders in starts (T-1, 11), innings (2nd, 50.1) and strikeouts (2nd, 37)...Held right-handed opponents to a .209 average (24-for-115)...Made only relief appearance on 6/27 vs. the GCL Rays...**2010:** Tied for the GCL lead with 12 starts, tops on the GCL Red Sox...Recorded 29 strikeouts in 29.2 innings...Did not allow an earned run in 5.1 innings over 2 starts against the GCL Orioles.

MINOR LEAGUE PLAYERS, CONTINUED

YEAR	CLUB	W-L	ERA	G	GS	CG	SHO	SV	IP	H	R	ER	HR	HB	BB	SO	WP	BK
2010	GCL Red Sox	0-4	6.37	13	12	0	0	0	29.2	32	26	21	2	4	14	29	4	0
2011	GCL Red Sox	1-3	2.68	12	11	0	0	0	50.1	38	18	15	4	2	16	37	5	3
Minor Lg. Totals		1-7	4.05	25	23	0	0	0	80.0	70	44	36	6	6	30	66	9	3

GOOD, Zachary Austin (Zach)

LHP

HT: 6'3"; **WT:** 185; **BATS:** Left; **THROWS:** Left; **BORN:** 6/8/1992 in Garland, TX; **RESIDES:** Mesquite, TX; **SIGNED BY:** Jim Robinson; **ACQUIRED:** Red Sox 23rd pick (20th round, 622nd overall) in the 2011 First-Year Player Draft.

2011: Posted a 1.88 ERA (5 ER/24.0 IP) in 9 games for the Gulf Coast League Red Sox in his pro debut...Took the loss in his only decision of the season on 8/9 vs. the GCL Orioles...Made only relief appearance on 7/23 vs. DCL Twins, tossing 2.0 perfect innings...**PERSONAL:** Went 5-4 with 60 strikeouts in 64.1 innings for Grayson (TX) County College in 2011...Tossed 8.0 shutout innings with 10 strikeouts in the Vikings final game of the 2011 NJCAA Division I Junior College World Series.

YEAR	CLUB	W-L	ERA	G	GS	CG	SHO	SV	IP	H	R	ER	HR	HB	BB	SO	WP	BK
2011	GCL Red Sox	0-1	1.88	9	8	0	0	0	24.0	24	11	5	1	4	6	20	2	0

GUERRERO, Dreily Marino

INF/OF

HT: 5'11"; **WT:** 162; **BATS:** Switch; **THROWS:** Right; **BORN:** 12/10/1990 in Higuey, DR; **RESIDES:** Higuey, DR; **SIGNED BY:** Manny Nanita; **ACQUIRED:** Signed by the Red Sox as an international free agent, 6/3/2009.

2011: Tied for 3rd on the Gulf Coast League Red Sox with 3 triples...Hit in 6 straight games from 8/9-18...Saw time at second base (13), third base (12), shortstop (5), first base (1), right field (3) and left field (1)...**2010:** Returned to the Dominican Summer League and ranked among league leaders with club-high marks in runs (T-2nd, 50) and at-bats (3rd, 263)...Also paced the DSL Red Sox in games (71), doubles (13) and stolen bases (23)...Also ranked among club leaders in RBI (2nd, 38), total bases (2nd, 91), triples (T-2nd, 5), hits (3rd, 65) and slugging (3rd, .346)...Saw time in left field (25 games), right field (4), center field (3), third base (19), shortstop (14) and second base (1)...**2009:** Split time between the outfield (24 games) and the infield (15) in his pro debut with the DSL Red Sox.

YEAR	CLUB	AVG	G	AB	R	H	2B	3B	HR	RBI	SH	SF	HP	BB	SO	SB	CS	E
2009	DSL Red Sox	.253	51	174	28	44	1	5	0	19	1	1	1	32	38	12	5	6
2010	DSL Red Sox	.247	71	263	50	65	13	5	1	38	2	5	4	38	66	23	5	13
2011	GCL Red Sox	.173	35	98	12	17	4	3	0	8	4	1	0	7	34	3	1	10
Minor Lg. Totals		.236	157	535	90	126	18	13	1	65	7	7	5	77	138	38	11	29

HASSAN, Alexander Edward (Alex) - See Page 159

OF

HAZELBAKER, Jeremy P.

OF

HT: 6'3"; **WT:** 190; **BATS:** Left; **THROWS:** Right; **BORN:** 8/14/1987 in Muncie, IN; **RESIDES:** Selma, IN; **SIGNED BY:** Chris Meats; **ACQUIRED:** Red Sox 4th pick (4th round, 138th overall) in the 2009 First-Year Player Draft.

2011: Batted .269 (128-for-476) with 27 doubles, 3 triples, 17 home runs, 55 RBI, 86 runs and 62 walks in 124 games between High-A Salem and Double-A Portland...Ranked 2nd among Red Sox minor leaguers with a combined 47 stolen bases...Transferred to the Sea Dogs on 5/21 and tallied a team-leading 35 stolen bases with Portland, the 5th highest total in the Eastern League...Selected as the Red Sox Minor League Base Stealer for June and August/September...Drove in a career-high 6 runs on 7/11 at New Hampshire...Named the EL Batter of the Week for 8/22-28 after hitting .452 (14-for-31) with 3 homers and 7 RBI in 8 games...**2010:** Spent the season at Single-A Greenville and was named Red Sox Minor League Base Runner of the Year after tallying 63 stolen bases, the most thefts in a season by a Red Sox minor league since 1981 (Gus Burgess, 68) and also leading the system with 9 triples...Finished 3rd among all minor leaguers and 2nd in the South Atlantic League in swipes and was named by *Baseball America* as the fastest base runner in the circuit...Elected to the SAL post-season All-Star Team...Selected as Red Sox Minor League Base Stealer of the Month for April, May and July...Paced the Drive in doubles (29), triples (9), RBI (62) and runs (78)...Led club qualifiers in OBP (.360) and OPS (.815)...Was the 1st minor league player with at least 63 steals and 12 homers in a single season since 2006 (SF's Eugenio Velez, 64 SB and 14 HR for Single-A Augusta)...Went 4-for-18 (.222) with 4 runs, a triple, homer, 3 walks and a stolen base in 5 playoff tilts...**2009:** In his 1st pro season, hit .165 (26-for-158) with 1 homer and 9 RBI between Short-A Lowell and Greenville...Played 3 games for Lowell before a 6/29 transfer to Greenville...Appeared in 1 playoff game for the Drive...**PERSONAL:** Named 1st Team All-Mid-American Conference after leading the MAC in batting (.429), runs (77), walks (48), triples (8) and OBP (school record .550) as a junior at Ball State (IN) University in 2009...Compiled a career batting average of .420 with 21 home runs, 139 RBI and 79 stolen bases in 4 varsity season with Wapahani (IN) High School.

YEAR	CLUB	AVG	G	AB	R	H	2B	3B	HR	RBI	SH	SF	HP	BB	SO	SB	CS	E
2009	Lowell	.125	3	8	0	1	0	0	0	0	1	0	0	4	3	0	0	0
	Greenville	.167	45	150	16	25	5	1	1	9	1	1	1	23	58	11	2	1
2010	Greenville	.267	116	442	78	118	29	9	12	62	0	1	6	59	135	63	17	7
2011	Salem	.279	34	122	26	34	9	0	5	14	0	0	2	20	34	12	6	1
	Portland	.266	90	354	60	94	18	3	12	41	5	0	4	42	105	35	8	7
Minor Lg. Totals		.253	288	1076	180	278	61	13	30	126	7	2	13	148	335	121	33	16

HEDMAN, Drew Arvid

1B/OF

HT: 6'2"; **WT:** 200; **BATS:** Left; **THROWS:** Left; **BORN:** 7/20/1986 in Redding, CA; **RESIDES:** Redding, CA; **SIGNED BY:** Jim Woodward; **ACQUIRED:** Red Sox 50th pick (50th round, 1,518th overall) in the 2009 First-Year Player Draft.

MINOR LEAGUE PLAYERS, CONTINUED

2011: Started a combined 50 games at 1st base for Single-A Greenville and Double-A Portland and also made 5 starts in left field and 2 in right for the Sea Dogs...Began the season with the Drive and drove in a career-high 5 runs on 4/11 vs. Charleston...Reached base safely in 21 straight games at a .306 clip (22-for-72) with 9 doubles, 11 RBI, 12 runs and 11 walks from 6/25-7/22...Played 1 game with Portland on 8/2...**2010:** Played for High-A Salem...Hit .314 (11-for-35) in April...Connected for his 1st career triple and homer, 6/10 at Frederick...Split time between first base (team-high 52 games), left field (35) and right (5)...**2009:** Hit .265 (40-for-151) with 21 RBI and a club-high 19 doubles for Short-A Lowell in his pro debut...Tied for 5th in the New York-Penn League in doubles...Played first base (26 games) and left field (13)...Batted .317 (20-for-63) in 17 games after the All-Star Break...Compiled a .329 average (27-for-82) with 13 of his 19 doubles at home...Hit .182 (2-for-11) in 3 playoff games...**PERSONAL:** Led Division III players in homers (24), RBI (87), slugging (.994) and total bases (175) with Pomona (CA) College in 2009...Named Division III Player of the Year, Southern California Intercollegiate Athletic Conference Player of the Year, D3Baseball.com National Player of the Year and 1st-Team All-American.

YEAR	CLUB	AVG	G	AB	R	H	2B	3B	HR	RBI	SH	SF	HP	BB	SO	SB	CS	E
2009	Lowell	.265	45	151	16	40	19	0	0	21	1	1	3	15	39	0	3	3
2010	Salem	.230	93	326	31	75	15	2	3	34	0	1	3	23	87	3	1	6
2011	Greenville	.272	95	324	46	88	21	1	6	45	0	2	10	38	77	9	5	4
	Portland	.000	1	1	1	0	0	0	0	1	0	1	1	0	0	0	0	0
Minor Lg. Totals		.253	234	802	94	203	55	3	9	101	1	5	17	76	203	12	9	13

HEE, Jonathan

INF

HT: 6'0"; **WT:** 180; **BATS:** Right; **THROWS:** Right; **BORN:** 8/11/1985 in Honolulu, HI; **RESIDES:** Honolulu, HI; **SIGNED BY:** Wally Komatsubara; **ACQUIRED:** Red Sox 23rd pick (21st round, 652nd overall) in the 2008 First-Year Player Draft.

2011: Played at least 10 games at all 4 infield positions at Double-A Portland and was named the Sea Dogs 10th Player Award winner...Posted a combined .965 fielding pct. (17 E/482 TC) between the positions...Ranked 3rd in games (98) and doubles (26) on the Sea Dogs...Knocked a double in 5 straight games from 6/17-23...Set a career high with 5 RBI on 7/5 at Binghamton...**2010:** Spent the season with High-A Salem and tied for 2nd in the Carolina League with 14 hit by pitches...Tallied a .326 (30-for-92) average against left-handed pitching...Combined for a .993 fielding pct. (4 E/562 TC) while appearing at first base (42 games), third base (26), shortstop (18) and second base (2)...**2009:** Hit .229 (92-for-402) with 3 homers and 47 RBI between Single-A Greenville and Salem...Played third base (81 games), second base (21), first base (9) and the outfield (1)...Ranked among Salem leaders in sac flies (2nd, 8), games (4th, 87), at-bats (4th, 322), runs (5th, 38) and walks (5th, 28)...Named Red Sox Minor League Base Runner of the Month for April...Posted a season-high 11-game hit streak with Salem, 5/4-15...Led Salem with a .423 clip (11-for-26) in 6 playoff tilts...**2008:** Tied for the Short-A Lowell lead with 29 walks in his pro debut...Batted .330 (14-for-42) with a .440 OBP vs. lefties...Compiled a .970 fielding pct. (6 E/199 TC) while playing all 4 infield positions and 1 game in left field...Played in 4 games for Hawaii Winter Baseball's North Shore club...**PERSONAL:** Ranked 2nd on the University of Hawaii in batting (.368) and hits (88) as a senior in 2008...Named American Baseball Coaches Association NCAA Division I Gold Glove Shortstop in 2008...Selected to the All-Western Athletic Conference 2nd team and academic All-WAC as a junior in 2007.

YEAR	CLUB	AVG	G	AB	R	H	2B	3B	HR	RBI	SH	SF	HP	BB	SO	SB	CS	E
2008	Lowell	.196	47	143	19	28	6	0	0	9	1	0	4	29	26	4	3	6
2009	Greenville	.200	26	80	11	16	3	1	0	11	0	0	3	7	20	0	1	1
	Salem	.236	87	322	38	76	15	0	3	36	3	5	3	28	40	3	3	10
2010	Salem	.242	88	277	33	67	13	1	1	20	2	2	14	29	50	0	3	4
2011	Portland	.275	98	331	47	91	26	0	4	40	2	0	12	33	85	3	2	17
Minor Lg. Totals		.241	346	1153	148	278	63	2	8	116	8	7	36	126	221	10	12	38

HERNANDEZ, Christopher (Chris)

LHP

HT: 6'2"; **WT:** 195; **BATS:** Left; **THROWS:** Left; **BORN:** 12/14/1988 in Miami, FL; **RESIDES:** Pembroke Pines, FL; **SIGNED BY:** Laz Gutierrez; **ACQUIRED:** Red Sox 9th pick (7th round, 233rd overall) in the 2010 First-Year Player Draft.

2011: Played 1st full pro season with High-A Salem...Ranked 4th in the Carolina League and 5th among Sox minor league qualifiers with a 3.18 ERA (45 ER/127.1 IP)...Compiled a team-leading 10 wins, tying for 2nd in the system...Also placed among club leaders in K's (3rd, 80), starts (3rd, 25) and innings (2nd, 127.1)...Named to the CL mid-season and post-season All-Star teams...Went 2-0 with a 0.64 ERA (1 ER/14.0 IP) in 3 starts in April, and 3-0 with a 1.46 ERA (4 ER/24.2 IP) and 22 strikeouts in 5 starts in July...**2010:** Appeared in 1 game for Short-A Lowell, allowing 1 run in a 2.0-inning start, 9/4 at Hudson Valley...**PERSONAL:** Went 10-3 with a 2.64 ERA and 110 K's in 19 games (18 starts) as a junior with the University of Miami in 2010...That year, led the Hurricanes and ranked among Atlantic Coast Conference leaders in ERA (1st), wins (2nd) and K's (3rd)...Was selected by Detroit in the 14th round of the 2007 First-Year Player Draft but did not sign.

YEAR	CLUB	W-L	ERA	G	GS	CG	SHO	SV	IP	H	R	ER	HR	HB	BB	SO	WP	BK
2010	Lowell	0-0	4.50	1	1	0	0	0	2.0	3	1	1	0	0	0	2	0	0
2011	Salem	10-7	3.18	25	25	1	0	0	127.1	112	53	45	8	6	51	80	6	0
Minor Lg. Totals		10-7	3.20	26	26	1	0	0	129.1	115	54	46	8	6	51	82	6	0

HERNANDEZ, Jayson Edward

C

HT: 5'10"; **WT:** 200; **BATS:** Right; **THROWS:** Right; **BORN:** 9/2/1988 in Brooklyn, NY; **RESIDES:** Jackson, NJ; **SIGNED BY:** Ray Fagnant; **ACQUIRED:** Red Sox 43rd pick (41st round, 1,253rd overall) in the 2010 First-Year Player Draft.

2011: Spent most of the season with Short-A Lowell and tallied 7 hit by pitches to lead the club...Threw out 18 of 48 attempted base stealers (37.5%) with the Spinners...Batted .317 (19-for-60) with 9 RBI and 10 runs in 17 games with Lowell in July...Transferred to the Drive on 8/18 and played in 1 game before being placed on the DL the next day, missing the rest

MINOR LEAGUE PLAYERS, CONTINUED

of the season...**2010:** Played for Lowell in his pro debut...Threw out 11 of 28 attempted base stealers (39.3%)...Hit safely in 9 of his 1st 14 tilts at .262 (11-for-42) but went 1-for-16 (.063) the rest of the way. **PERSONAL:** Hit .312 with 4 home runs and 25 RBI in 46 games as a senior with Rutgers (NJ) University in 2010...Was a high school teammate of fellow 2010 Red Sox draftee Anthony Ranaudo at St. Rose (NJ) High School.

YEAR	CLUB	AVG	G	AB	R	H	2B	3B	HR	RBI	SH	SF	HP	BB	SO	SB	CS	E
2010	Lowell	.207	21	58	4	12	0	0	0	4	2	1	2	7	9	1	0	4
2011	Lowell	.252	34	115	12	29	6	1	1	18	0	3	7	9	20	2	0	7
	Greenville	.333	1	3	1	1	0	0	0	0	0	0	0	1	0	0	0	0
Minor Lg. Totals		.239	56	176	17	42	6	1	1	22	2	4	9	16	30	3	0	11

HISSEY, Peter McLeod

OF

HT: 6'1"; **WT:** 180; **BATS:** Left; **THROWS:** Left; **BORN:** 1/17/1990 in Phoenixville, PA; **RESIDES:** West Chester, PA; **SIGNED BY:** Chris Calciano; **ACQUIRED:** Red Sox 6th pick (4th round, 142nd overall) in the 2008 First-Year Player Draft.

2011: Returned to High-A Salem and led the club with a career-high 25 doubles and 27 stolen bases, ranking 3rd in at-bats (378) and hits (91)...Also set career highs in homers (2) and RBI (41)...Selected as the Red Sox Minor League Base Runner of the Month for April...Hit safely in 14 consecutive games at a .367 clip (22-for-60) with 8 doubles, 4/14-30, the 5th-longest streak in the Carolina League...Knocked a grand slam and drove in a career-high 5 RBI on 9/5 at Myrtle Beach...**2010:** Led Salem in stolen bases (25), tied for the club lead in triples (6) and finished 3rd in at-bats (444)...Appeared in a career-high 112 games, all in center field, and led all CL outfielders with 269 putouts...Named Red Sox Minor League Defensive Player of the Month for July...Batted .318 (14-for-44) over a 12-game hitting streak, 7/12-24...**2009:** Led Single-A Greenville with 22 stolen bases, 4th among Red Sox farmhands...Ranked 2nd on the team in hits (103), triples (6) and sac hits (4)...Appeared in center field (61 games), right field (25) and left field (21)...Ranked 2nd in the South Atlantic League with a .400 average (32-for-80) in August...Batted .410 (25-for-61) during a career-high, 14-game hit streak, 8/13-9/1...Hit .240 (6-for-25) in 6 post-season games...**2008:** Split his 1st pro season between the Gulf Coast League Red Sox and Short-A Lowell, combining to hit .255 (14-for-55) with 5 RBI...Was successful in all 9 stolen base attempts...Hit safely and stole at least 1 base in 5 straight tilts with Lowell, 8/31-9/4...Hit .154 (2-for-13) with a double, 2 walks and a run in 3 playoff games for the Spinners...**PERSONAL:** Was a 4-year starter at Unionville (PA) High School, hitting over .500 during his final 3 seasons.

YEAR	CLUB	AVG	G	AB	R	H	2B	3B	HR	RBI	SH	SF	HP	BB	SO	SB	CS	E
2008	GCL Red Sox	.238	6	21	6	5	1	0	0	3	0	0	1	4	4	3	0	0
	Lowell	.265	9	34	3	9	0	0	0	2	0	0	0	5	11	6	0	2
2009	Greenville	.279	106	369	50	103	13	6	0	37	6	4	7	39	88	22	9	2
2010	Salem	.234	112	444	63	104	22	6	1	37	9	3	7	42	127	25	9	2
2011	Salem	.241	97	378	38	91	25	3	2	41	4	4	7	25	93	27	11	1
Minor Lg. Totals		.250	330	1246	160	312	61	15	3	120	19	11	22	115	323	83	29	7

HOLTMAYER, Joseph Daniel

RHP

HT: 6'3"; **WT:** 225; **BATS:** Right; **THROWS:** Left; **BORN:** 11/24/1989 in Omaha, NE; **RESIDES:** Omaha, NE; **SIGNED BY:** Chris Mears; **ACQUIRED:** Red Sox 25th pick (22nd round, 682nd overall) in the 2011 First-Year Player Draft.

2011: Appeared in 6 games with Short-A Lowell in his pro debut...Struck out 5 in 2.2 innings of relief on 8/11 at Hudson Valley...Took the loss in his only start, allowing 2 runs on 2 hits in 1.0 inning on 7/31 at State College...**PERSONAL:** Went 8-2 with a 4.56 ERA and 94 strikeouts in a team-high 71.0 innings as a junior at Division II University of Nebraska-Omaha...Earned All-Region accolades from the ABCA, Daktronics and the NCBWA...Is the all-time career strikeouts leader at UNO with 323...Led Division II with 152 strikeouts in 87.1 innings as a sophomore, and named a Division II 1st-team All-American and ABCA South Central Regional Pitcher of the Year in 2010...Pitched for Harwich of the Cape Cod League in 2010.

YEAR	CLUB	W-L	ERA	G	GS	CG	SHO	SV	IP	H	R	ER	HR	HB	BB	SO	WP	BK
2011	Lowell	0-1	9.90	6	1	0	0	0	10.0	13	11	11	4	2	5	12	0	0

HUIJER, Swen Sebastiaan

RHP

HT: 6'9"; **WT:** 205; **BATS:** Right; **THROWS:** Right; **BORN:** 11/7/1990 in Haarlem, Netherlands; **RESIDES:** Hoofddorp, Netherlands; **SIGNED BY:** Mike Lord; **ACQUIRED:** Signed by the Red Sox as an international free agent, 4/8/2008.

2011: Led Short-A Lowell hurlers (min. 25.0 IP) with a 2.43 ERA (11 ER/40.2 IP)...Set career highs in innings (40.2) and strikeouts (34)...Held left-handed opponents to a .208 average (11-for-53)...Went 1-0 with a 0.79 ERA (1 ER/11.1 IP) in 3 appearances in June...Struck out 6 in 3.2 relief innings, 9/1 vs. Brooklyn...**2010:** Returned to the Gulf Coast League Red Sox and tied for the team lead with 5 wins...Did not allow an earned run over 8 of his last 9 outings, posting a 1.40 ERA (3 ER/19.1 IP) in that time...Held opponents to a .225 average (9-for-40) with RISP...**2009:** Led GCL Red Sox relievers with 27.0 innings and posted a league-best ratio of 0.33 unintentional walks per 9.0 IP (1 BB)...Held lefties to a .167 clip (6-for-36)...Closed out the year with a 1.69 ERA (3 ER/16.0 IP) in August...**2008:** Did not issue a walk in 8 outings (1 start) with the GCL Red Sox...Went 2-1 with a 2.61 ERA (3 ER/10.1 IP) in 6 games before pitching in 2 games for the Netherlands in the 2008 World Junior Championships...Later returned to the GCL...**PERSONAL:** Pitched in the Dutch Eerste Klasse Professional League and participated in the MLB European Academy in Tirrenia, Italy...His brother, Lars, is in the Mariners system.

YEAR	CLUB	W-L	ERA	G	GS	CG	SHO	SV	IP	H	R	ER	HR	HB	BB	SO	WP	BK
2008	GCL Red Sox	3-1	2.81	8	1	0	0	0	16.0	15	5	5	1	0	0	4	0	1
2009	GCL Red Sox	1-1	3.67	13	0	0	0	0	27.0	24	14	11	1	1	1	20	0	0
2010	GCL Red Sox	5-2	3.78	16	0	0	0	0	33.1	41	22	14	4	2	10	26	1	0
2011	Lowell	2-2	2.43	14	0	0	0	0	40.2	32	15	11	3	4	17	34	7	0
Minor Lg. Totals		11-6	3.15	51	1	0	0	0	117.0	112	56	41	9	7	28	84	8	1

HUNTZINGER, Brock A.**RHP**

HT: 6'3"; **WT:** 200; **BATS:** Right; **THROWS:** Right; **BORN:** 7/2/1988 in Anderson, IN; **RESIDES:** Anderson, IN; **SIGNED BY:** Josh Loggins; **ACQUIRED:** Red Sox 4th pick (3rd round, 114th overall) in the 2007 First-Year Player Draft.

2011: Tied for 2nd among Sox minor leaguers with a career-high 123 strikeouts in 124.0 innings for Double-A Portland...Also led the Sea Dogs with 25 starts and was 2nd with 5 wins...Placed on the DL on 5/22 and earned the win with 6.0 scoreless innings in his return on 6/2 at New Britain...Struck out a career-high 11 over 6.0 innings on 8/21 vs. Binghamton...Went 2-1 with a 5.40 ERA (16 ER/26.2 IP) and 22 strikeouts in 8 games (6 starts) for Scottsdale of the Arizona Fall League...**2010:** Led Short-A Salem with 134.2 innings and was named to the Carolina League's mid-season All-Star Team...Placed 4th among qualifying CL starters in fewest base runners per 9.0 IP (11.56) and fewest unintentional walks per 9.0 IP (2.34)...Ranked 10th among qualifying Red Sox minor leaguers with a 4.14 ERA (62 ER/134.2 IP)...Went 5-0 with a league-best 1.59 ERA (6 ER/34.0 IP) in 6 May starts...**2009:** Led Single-A Greenville with 25 starts and 125.1 innings...Tied for the club lead and tied for 2nd among Red Sox farmhands with 10 wins...Ranked 5th in the Sox farm system and 3rd on the team with a career-high 102 K's...Named South Atlantic League Pitcher of the Week for 7/27-8/3...Took the loss in his only playoff start (4 ER/6.0 IP)...**2008:** Combined to go 7-3 with a 3.15 ERA (24 ER/68.2 IP) between Lowell and Greenville...Began the year with Lowell and was 5-0 with a league-leading 0.64 ERA (3 ER/42.0 IP) upon a 7/30 promotion to Greenville...Named New York-Penn League Pitcher of the Week for 6/16-22 and 7/14-20...Recorded 18.0-inning scoreless streak, 7/3-20...Led all NYPL pitchers and Red Sox farmhands with a 0.67 July ERA (2 ER/27.0 IP)...Rated by *Baseball America* as the NYPL's No. 13 prospect...**2007:** Made 4 appearances (3 starts) with the Gulf Coast League Red Sox in his pro debut...**PERSONAL:** Went 7-0 with the lowest ERA in the state of Indiana at 0.16 (1 ER/43.0 IP) as a senior at Pendleton Heights High School in 2007.

YEAR	CLUB	W-L	ERA	G	GS	CG	SHO	SV	IP	H	R	ER	HR	HB	BB	SO	WP	BK
2007	GCL Red Sox	0-1	2.57	4	3	0	0	0	7.0	5	3	2	0	0	0	8	1	0
2008	Lowell	5-0	0.64	8	8	1	1	0	42.0	25	3	3	1	0	7	32	1	0
	Greenville	2-3	7.09	6	6	0	0	0	26.2	34	23	21	12	0	6	11	0	0
2009	Greenville	10-9	4.09	25	25	0	0	0	125.1	127	64	57	7	5	32	102	5	0
2010	Salem	7-8	4.14	25	25	1	0	0	134.2	135	69	62	14	3	35	69	8	1
2011	Portland	5-11	6.17	25	25	0	0	0	124.0	159	91	85	23	10	41	123	5	1
Minor Lg. Totals		29-32	4.50	93	92	2	1	0	459.2	485	253	230	57	18	121	345	20	2

IBARRA, Adalberto**C**

HT: 5'10"; **WT:** 205; **BATS:** Left; **THROWS:** Right; **BORN:** 4/3/1987 in Camaguey, Cuba; **RESIDES:** San Pedro de Macoris, DR; **SIGNED BY:** Craig Shipley and Todd Claus; **ACQUIRED:** Signed by the Red Sox as an international free agent, 7/12/2010.

2011: Placed on the DL to start the season and then had a rehab stint with the Gulf Coast League Red Sox before finishing with Short-A Lowell...Hit .304 (24-for-79) with 17 walks in 25 games between both teams...Recorded a hit in 8 of 9 games for the GCL Red Sox...Tallied 8 hits in the final 6 games of the season with the Spinners...**2010:** Played his 1st pro season in the United States, including 5 games for the GCL Red Sox beginning 8/10 before an 8/17 transfer to High-A Salem...Combined to hit .228 (13-for-57) with 9 RBI in 19 games, all at DH...Hit .417 (5-for-12) over his last 4 games with Salem...Batted .333 (6-for-18) against lefties between the two stops...**PERSONAL:** Played for Camaguey in Cuba's major league Serie Nacional for 5 seasons from 2004-05 through the 2008-09 campaign.

YEAR	CLUB	AVG	G	AB	R	H	2B	3B	HR	RBI	SH	SF	HP	BB	SO	SB	CS	E
2010	GCL Red Sox	.188	5	16	4	3	1	0	0	6	0	1	0	4	3	0	0	0
	Salem	.244	14	41	7	10	1	0	0	3	0	2	2	10	12	2	0	0
2011	GCL Red Sox	.423	9	26	2	11	1	0	0	3	0	0	1	4	4	0	0	1
	Lowell	.245	16	53	5	13	2	0	0	1	0	0	1	13	9	2	1	0
Minor Lg. Totals		.272	44	136	18	37	5	0	0	13	0	3	4	31	28	4	1	1

INMAN, William (Will) - See Page 166**RHP****JACOBS, Brandon Foster****OF**

HT: 6'1"; **WT:** 225; **BATS:** Right; **THROWS:** Right; **BORN:** 12/8/1990 in Atlanta, GA; **RESIDES:** Snellville, GA; **SIGNED BY:** Tim Hyers; **ACQUIRED:** Red Sox 10th pick (10th round, 318th overall) in the 2009 First-Year Player Draft.

2011: Led Single-A Greenville in hits (134) and doubles (32) and was 2nd on the team and 4th among Red Sox minor leaguers with 30 stolen bases...Ranked 2nd in Boston's system and 6th among South Atlantic League qualifiers in batting (.303)...Also placed among Drive leaders in games (2nd, 115), at-bats (2nd, 442), runs (3rd, 75), homers (2nd, 17), RBI (2nd, 80) and walks (T-2nd, 43)...Selected to the mid-season and post-season SAL All-Star Teams, going 2-for-4 with a double, a walk and a run in the All-Star Game on 6/21 in Salisbury, MD...Reached safely in 22 consecutive games at a .325 clip (26-for-80) with 13 RBI and 19 runs from 7/22-8/18...Went 3-for-3 in stolen base attempts on 7/17 vs. Rome...Following the season, ranked by *Baseball America* as Boston's No. 2 outfield prospect and No. 6 prospect overall...Selected as the No. 8 prospect overall in the SAL by the same publication...**2010:** Paced Short-A Lowell in doubles (18), homers (6), extra-base hits (26) and total bases (97)...Also ranked among team leaders in hits (2nd, 57), slugging (2nd, .411), runs (T-2nd, 30) and RBI (3rd, 31)...Hit .308 (24-for-78) over his 1st 22 games...**2009:** Made his pro debut with 8 games for the Gulf Coast League Red Sox from 8/16-31...Appeared in 2 tilts in left field and the rest as DH...**PERSONAL:** Hit .511 with 7 homers, 16 RBI and slugged 1.307 for Parkview (GA) High School in 2009...Had committed to Auburn University as a football recruit (running back).

YEAR	CLUB	AVG	G	AB	R	H	2B	3B	HR	RBI	SH	SF	HP	BB	SO	SB	CS	E
2009	GCL Red Sox	.250	8	24	1	6	2	0	0	0	0	0	1	2	8	0	0	0
2010	Lowell	.242	64	236	30	57	18	2	6	31	0	3	3	21	59	4	1	4
2011	Greenville	.303	115	442	75	134	32	3	17	80	0	5	12	43	123	30	7	4
Minor Lg. Totals		.281	187	702	106	197	52	5	23	111	0	8	16	66	190	34	8	8

CF

JEREZ, Williams A.

HT: 6'4"; **WT:** 190; **BATS:** Left; **THROWS:** Left; **BORN:** 5/16/1992 in Santiago, DR; **RESIDES:** Brooklyn, NY; **SIGNED BY:** Ray Fagnant; **ACQUIRED:** Red Sox 5th pick (2nd round, 81st overall) in the 2011 First-Year Player Draft.

2011: Made pro debut with the Gulf Coast Red Sox on 7/16...Ranked among club leaders in triples (T-3rd, 3) and stolen bases (3rd, 5)...Hit safely in 11 of 12 games from 7/20-8/3 including a 7-game streak from 7/20-27 over which he batted .394 (13-for-33)...Went 3-for-4 with a season-high 4 RBI and 3 runs on 7/29 vs. the GCL Twins...**PERSONAL:** Attended Grand Street Campus High School in Brooklyn, NY...Led New York City's Public School Athletic League with a .692 average, 36 hits, .758 on-base percentage and 1.385 slugging percentage in 2011...Tallied 5 homers, 32 RBI and stole 26 bases.

YEAR	CLUB	AVG	G	AB	R	H	2B	3B	HR	RBI	SH	SF	HP	BB	SO	SB	CS	E
2011	GCL Red Sox	.248	32	129	12	32	2	3	0	12	4	1	1	6	33	5	3	0

JIMENEZ, Elis Raul

RHP

HT: 6'2"; **WT:** 175; **BATS:** Right; **THROWS:** Right; **BORN:** 6/26/1992 in Valencia, VZ; **RESIDES:** Chirigua, VZ; **SIGNED BY:** Angel Escobar; **ACQUIRED:** Signed by the Red Sox as an international free agent, 11/10/2009.

2011: Led the Dominican Summer League Red Sox in games (21), saves (6) and was tops in ERA (2.02) among club qualifiers...Also placed 3rd among DSL Red Sox qualifiers in WHIP (0.86)...Ranked 2nd among league qualifiers with 1.10 unintentional walks per 9.0 innings (6 BB/49.0 IP) and 4th with 8.27 base runners allowed per 9.0 innings...Tossed 12.1 scoreless innings over 6 consecutive relief appearances from 7/15-8/2...Tossed 4.1 hitless innings on 7/29 vs. the DSL Brewers...**2010:** Led the DSL Red Sox with 16 games and tied for the club lead with 4 saves...Went 4-for-4 in save opportunities...Tossed 2.0 or more innings in 12 of 16 relief appearances...Earned 1st career save on 6/10 vs. the DSL Pirates...Picked up 1st professional win after tossing 6.0 scoreless innings in relief on 8/10 vs. the DSL Indians.

YEAR	CLUB	W-L	ERA	G	GS	CG	SHO	SV	IP	H	R	ER	HR	HB	BB	SO	WP	BK
2010	DSL Red Sox	1-3	2.50	16	0	0	0	4	41.1	41	21	18	2	0	12	22	3	0
2011	DSL Red Sox	3-1	2.02	21	0	0	0	6	49.0	36	12	11	3	3	6	39	1	0
Minor Lg. Totals		4-4	2.89	37	0	0	0	10	90.1	77	33	29	5	3	18	61	4	0

JOHNS, Bryan Patrick

SS

HT: 5'9"; **WT:** 180; **BATS:** Right; **THROWS:** Right; **BORN:** 11/18/1988 in Plano, TX; **RESIDES:** Nashville, TN; **SIGNED BY:** Danny Watkins; **ACQUIRED:** Signed by the Red Sox as a non-drafted free agent, 7/17/2011.

2011: Made his pro debut on 7/20 and played in 19 games with the Gulf Coast Red Sox...Started 6 games at third base, 5 at second base and 4 at shortstop...**PERSONAL:** Played 2 seasons at Vanderbilt University...Batted .370 with 13 doubles and 22 RBI in 45 games in 1st year with the Commodores...Hit .434 with 23 doubles, 8 home runs, 22 stolen bases and 78 RBI in 64 games for Howard (TX) College in 2008 and 2009...Won the Junior College National Championship in 2009.

YEAR	CLUB	AVG	G	AB	R	H	2B	3B	HR	RBI	SH	SF	HP	BB	SO	SB	CS	E
2011	GCL Red Sox	.151	19	53	6	8	1	0	0	3	0	1	1	2	14	1	1	3

JOHNSON, Matthew Taff (Matty)

OF

HT: 5'8"; **WT:** 165; **BATS:** Switch; **THROWS:** Right; **BORN:** 4/10/1988 in Chicago, IL; **RESIDES:** Omaha, NE; **ACQUIRED:** Signed by the Red Sox as a non-drafted free agent, 9/30/2010.

2011: Batted .307 (61-for-199) with 7 doubles, 14 RBI, 38 runs, 29 walks and 19 stolen bases in 60 games between Short-A Lowell and Single-A Greenville in his affiliated debut...Played in 2 games with the Drive prior to the start of the New York-Penn League season and also in 4 games from 7/6-10 and 8/10 through the end of the season...Led Lowell with a .321 average (min. 100 at-bats) and tied for 2nd with 15 stolen bases in 16 chances (93.8%)...Went 4-for-5 with 2 doubles and a season-high 4 runs on 6/24 vs. Tri-City...Began the NYPL season with Lowell and was named to the mid-season NYPL All-Star Team...**2010:** Named top independent league prospect by *Baseball America* after batting .313 (57-for-182) with a .429 OBP for the Frontier League's Gateway Grizzlies...Led the team with 3 triples and 24 stolen bases (30 chances) despite playing just 47 games...Drew 35 walks compared to just 20 strikeouts...Had his contract purchased by Boston on 9/30...**PERSONAL:** Led Bellevue (NE) University with a .427 average and 26 steals (32 chances) as a senior in 2010 and was named a 2nd-Team NAIA All-American as well as 1st-Team All-MCAC while earning a MCAC Gold Glove...Played for Sedalia of the summer collegiate MINK League before joining Gateway.

YEAR	CLUB	AVG	G	AB	R	H	2B	3B	HR	RBI	SH	SF	HP	BB	SO	SB	CS	E
2010	Gateway	.313	47	182	43	57	6	3	0	19	4	0	2	35	20	24	6	2
2011	Lowell	.321	32	109	21	35	6	1	0	8	1	0	2	16	17	15	1	1
	Greenville	.289	28	90	17	26	1	1	0	6	4	0	1	13	18	4	4	0
Minor Lg. Totals		.307	60	199	38	61	7	2	0	14	5	0	3	29	35	19	5	1
Independent Lg. Totals		.313	47	182	43	57	6	3	0	19	4	0	2	35	20	24	6	2

JONES, Andrew Michael

RHP

HT: 6'3"; **WT:** 185; **BATS:** Right; **THROWS:** Right; **BORN:** 5/1/1989 in Marietta, GA; **RESIDES:** Marietta, GA; **SIGNED BY:** Danny Watkins; **ACQUIRED:** Red Sox 21st pick (18th round, 562nd overall) in the 2011 First-Year Player Draft.

2011: Went 3-1 with 3 saves and a 1.41 ERA in 19 games between Gulf Coast League Red Sox, Short-A Lowell and Single-A Greenville...Made pro debut with the GCL Red Sox on 6/23 and played in 2 games before being transferred to the Spinners...Allowed 1 run on 8 hits in 9 appearances with Lowell...Named the Best Late-Round Pickup and Best Pro Debut award winner for a pitcher in the Red Sox organization by *Baseball America*...**PERSONAL:** Posted a 1.49 ERA and held opponents

MINOR LEAGUE PLAYERS, CONTINUED

to a .184 average while striking out 35 and walking 6 in 36.1 innings for Samford (AL) University in 2011...Served as the Bulldogs' closer as a senior in 2011 and set a school record with 15 saves.

YEAR	CLUB	W-L	ERA	G	GS	CG	SHO	SV	IP	H	R	ER	HR	HB	BB	SO	WP	BK
2011	GCL Red Sox	1-0	2.45	2	0	0	0	0	3.2	2	1	1	1	1	0	2	0	0
	Lowell	1-0	0.87	9	0	0	0	1	10.1	8	1	1	0	0	0	4	2	0
	Greenville	1-1	1.50	8	0	0	0	2	18.0	11	3	3	0	1	2	15	0	0
Minor Lg. Totals		3-1	1.41	19	0	0	0	3	32.0	21	5	5	1	2	2	21	2	0

KANG, James Raphael

INF

HT: 5'9"; **WT:** 175; **BATS:** Right; **THROWS:** Right; **BORN:** 10/19/1987 in Monterey Park, CA; **RESIDES:** Huntington Beach, CA; **SIGNED BY:** Jim Woodward; **ACQUIRED:** Red Sox 47th pick (45th round, 1,373rd overall) in the 2010 First-Year Player Draft.

2011: Began and ended the season at Single-A Greenville with stints at High-A Salem and Triple-A Pawtucket in between... Batted .190 (23-for-121) in 45 games between the 3 stops...Posted a combined .956 fielding percentage (7 E/158 TC) at second base (16 games), third base (8) and shortstop (16) along with pitcher (1) and left field (1)...Made 1st professional appearance on the mound on 4/16 at Savannah, allowing 1 run on 2 hits in the bottom of the 14th inning to take the loss (0.1 IP)...Transferred to Salem on 5/1 and then to Pawtucket on 7/1...Drove in a career-high 3 runs for Pawtucket on 7/4 at Rochester...Returned to Greenville on 7/15...**2010:** Spent most of the season with Short-A Lowell and also played for the Gulf Coast League Red Sox and Pawtucket, combining to hit .211 (31-for-147) with 1 home run and 11 RBI...Homered in his 1st professional start with the GCL Red Sox on 6/23 at the GCL Orioles...Appeared in 34 games at second base, 9 at third base and 4 at shortstop...**PERSONAL:** Hit .402 while leading Pomona-Pitzer (CA) College in homers (13), RBI (56), total bases (129), walks (30), slugging (.787), OBP (.505) and stolen bases (9) as a senior in 2010.

YEAR	CLUB	AVG	G	AB	R	H	2B	3B	HR	RBI	SH	SF	HP	BB	SO	SB	CS	E
2010	GCL Red Sox	.235	9	34	9	8	1	0	1	2	0	0	2	1	10	2	0	3
	Lowell	.202	33	104	15	21	6	0	0	8	3	2	2	21	30	4	4	9
	Pawtucket	.222	4	9	2	2	2	0	0	1	1	0	0	0	3	0	0	0
2011	Greenville	.184	25	76	9	14	2	0	0	1	1	0	2	8	36	1	1	5
	Salem	.189	14	37	2	7	1	0	0	2	0	0	1	3	11	1	0	2
	Pawtucket	.250	5	8	2	2	0	0	1	4	0	1	0	2	2	0	0	0
Minor Lg. Totals		.201	90	268	39	54	12	0	2	18	5	3	7	35	92	8	5	19

KAPSTEIN, Zachary (Zach)

C

HT: 6'2"; **WT:** 195; **BATS:** Right; **THROWS:** Right; **BORN:** 5/28/1992 in Providence, RI; **RESIDES:** Tiverton, RI; **SIGNED BY:** Ray Fagnant; **ACQUIRED:** Red Sox 46th pick (44th round, 1,343rd overall) in the 2010 First-Year Player Draft.

2011: Posted a .400 average (24-for-60) in 22 games with the Gulf Coast League Red Sox...Played defensively at first base (7 games), left field (3) and right field (2)...Hit safely in 9 consecutive games at a .533 clip (16-for-30) from 8/5-23...Knocked 1st career home run in his final game of the season on 8/27 at the GCL Twins...**2010:** Played 8 games for the GCL Red Sox in his pro debut...**PERSONAL:** Hit .603 (41-for-68) with 5 homers and 22 RBI while stealing 24 bases in as many attempts as a senior for Tiverton (RI) High School in 2010...Is the nephew of Red Sox Senior Advisor for Baseball Projects Jeremy Kapstein.

YEAR	CLUB	AVG	G	AB	R	H	2B	3B	HR	RBI	SH	SF	HP	BB	SO	SB	CS	E
2010	GCL Red Sox	.000	8	5	0	0	0	0	0	0	0	0	1	2	2	0	0	0
2011	GCL Red Sox	.400	22	60	4	24	4	0	1	6	0	0	2	5	13	0	1	0
Minor Lg. Totals		.369	30	65	4	24	4	0	1	6	0	0	3	7	15	0	1	0

KAPTEYN, Braden S.

RHP

HT: 6'4"; **WT:** 225; **BATS:** Right; **THROWS:** Right; **BORN:** 9/28/1989 in Munster, IL; **RESIDES:** Lansing, IL; **SIGNED BY:** Jon Adkins; **ACQUIRED:** Red Sox 18th pick (15th round, 472nd overall) in the 2011 First-Year Player Draft.

2011: Played in 12 games with Short-A Lowell after making his pro debut on 7/2 at Connecticut...Struck out 22 in 14.0 innings...Held opponents to a .176 average (9-for-51)...Made only start on 9/2 at Connecticut...**PERSONAL:** Was a 2-way player at the University of Kentucky...In his career as a pitcher, went 7-3 with 8 saves and 91 strikeouts in 71.2 innings...Led the Wildcats offensively with 42 RBI and 42 runs in 2011 while batting .300...As a pitcher, played for Harwich of the Cape Cod League in 2010 and was named to the All-Star team...Selected in the 39th round of the 2008 First-Year Player Draft by San Francisco but did not sign...His brother, Wade, was in the Tigers system.

YEAR	CLUB	W-L	ERA	G	GS	CG	SHO	SV	IP	H	R	ER	HR	HB	BB	SO	WP	BK
2011	Lowell	0-0	12.21	12	1	0	0	0	14.0	9	19	19	0	6	22	22	18	0

KEHRT, Jeremy

RHP

HT: 6'2"; **WT:** 190; **BATS:** Right; **THROWS:** Right; **BORN:** 12/21/1985 in Indianapolis, IN; **RESIDES:** Plainfield, IN; **SIGNED BY:** Chris Mears; **ACQUIRED:** Red Sox 49th pick (47th round, 1,423rd overall) in the 2008 First-Year Player Draft.

2011: Went 4-2 with 1 save while posting a 4.44 ERA (46 ER/93.1 IP) in 29 games (8 starts) between Double-A Portland and Triple-A Pawtucket...Began and ended the season with the Sea Dogs with July spent at Pawtucket...Posted a 2.84 ERA (6 ER/19.0 IP) in 6 appearances in May for Portland and won the Sea Dogs Citizen of the Year award...After the season, went 2-1 in 10 games with Scottsdale of the Arizona Fall League...**2010:** Split time between the bullpen and the rotation with 2 stints each at High-A Salem and Portland, compiling a 6-12 record with a 4.79 ERA (76 ER/142.2 IP) in 31 games (21 starts)...Led Red Sox farmhands in innings...Was 2-1 with a 2.93 ERA (5 ER/15.1 IP) with Salem in May and compiled a 2.59 mark (9 ER/31.1 IP) with the Sea Dogs in June...Fanned at least 1 batter in 30 of his 31 outings...Tallied 15 K's with no

MINOR LEAGUE PLAYERS, CONTINUED

walks over his last 3 starts (15.2 IP)...**2009:** Went 3-4 with 2 saves and a 3.07 ERA (26 ER/76.1 IP) in 16 games (5 starts) between Short-A Lowell and Single-A Greenville...Held opponents to a .221 clip (65-for-294)...Began the year with Lowell and recorded 30 K's compared to 2 walks in 21.2 innings...Fanned a club season-high 11 in a 6.0-inning relief outing on 7/9...Transferred to Greenville on 7/13 and went 2-0 with a 1.13 ERA (1 ER/8.0 IP) in 2 playoff outings...**2008:** Combined to go 3-2 with 1 save and a 3.29 ERA (20 ER/54.2 IP) between the Gulf Coast League Red Sox, Lowell and Greenville in his pro debut...Made 11 of his 13 outings in the GCL...**PERSONAL:** Attended the University of Southern Indiana.

YEAR	CLUB	W-L	ERA	G	GS	CG	SHO	SV	IP	H	R	ER	HR	HB	BB	SO	WP	BK
2008	GCL Red Sox	3-2	2.84	11	8	0	0	1	50.2	46	19	16	2	2	7	44	3	1
	Lowell	0-0	9.00	1	0	0	0	0	2.0	4	2	2	1	0	0	1	0	0
	Greenville	0-0	9.00	1	0	0	0	0	2.0	4	2	2	0	0	3	3	0	0
2009	Lowell	1-2	2.49	5	1	0	0	0	21.2	17	10	6	0	2	2	30	1	0
	Greenville	2-2	3.29	11	4	0	0	2	54.2	48	24	20	4	4	13	33	2	0
2010	Salem	3-1	3.65	11	2	0	0	3	37.0	40	23	15	3	2	13	32	3	0
	Portland	3-11	5.20	20	19	0	0	0	105.2	123	69	61	11	4	36	58	5	0
2011	Portland	3-2	4.64	22	6	0	0	1	77.2	88	48	40	11	1	23	38	5	0
	Pawtucket	1-0	3.45	7	2	0	0	0	15.2	19	9	6	3	2	5	14	3	0
Minor Lg. Totals		16-20	4.12	89	42	0	0	7	367.0	389	206	168	35	17	102	253	22	1

KILLEN, John

LHP

HT: 6'7"; **WT:** 210; **BATS:** Left; **THROWS:** Left; **BORN:** 8/20/1990 in Kansas City, MO; **RESIDES:** Leawood, KS; **SIGNED BY:** Matt Dorey; **ACQUIRED:** Signed with the Red Sox as a non-drafted free agent, 7/16/2010.

2011: Returned to the Gulf Coast League and held opponents to a .191 average (13-for-68) but walked 23 in 19.0 innings...Held opponents to a .176 mark (6-for-34) with runners in scoring position...Struck out a career-high 4 in 2.0 innings on 8/24 vs. the GCL Rays...**2010:** Did not allow a hit over 4 games (1 start) with the GCL Red Sox in his pro debut...Held opponents to 1 run (0 ER) over 3 relief outings (2.0 IP)...**PERSONAL:** Appeared in 1 game for San Jacinto (TX) Jr. College as a sophomore in 2010...Was selected by the Red Sox in the 43rd round of the 2008 First-Year Player Draft but did not sign.

YEAR	CLUB	W-L	ERA	G	GS	CG	SHO	SV	IP	H	R	ER	HR	HB	BB	SO	WP	BK
2010	GCL Red Sox	0-1	13.50	4	1	0	0	0	2.0	0	4	3	0	0	7	3	2	0
2011	GCL Red Sox	1-3	8.05	13	0	0	0	0	19.0	13	19	17	0	3	23	16	13	1
Minor Lg. Totals		1-4	8.57	17	1	0	0	0	21.0	13	23	20	0	3	30	19	15	1

KOBACK, Cody J.

CF

HT: 6'1"; **WT:** 185; **BATS:** Right; **THROWS:** Right; **BORN:** 4/20/1990 in Plover, WI; **RESIDES:** Plover, WI; **SIGNED BY:** Blair Henry; **ACQUIRED:** Red Sox 13th pick (10th round, 322nd overall) in the 2011 First-Year Player Draft.

2011: Reported to the Gulf Coast League Red Sox and made pro debut on 8/1 vs. the GCL Orioles...Went 8-for-25 (.320) with runners on base...Recorded a season-high 3 hits on 8/3 at the GCL Rays...**PERSONAL:** Led the University of Wisconsin Stevens Point with a .424 batting average along with 8 home runs and a school-record 7 triples in 2011.

YEAR	CLUB	AVG	G	AB	R	H	2B	3B	HR	RBI	SH	SF	HP	BB	SO	SB	CS	E
2011	GCL Red Sox	.291	19	55	11	16	3	0	1	8	0	0	7	6	14	0	1	2

KRAMER, Matthew David (Matt)

RHP

HT: 6'3"; **WT:** 225; **BATS:** Right; **THROWS:** Right; **BORN:** 5/7/1986 in Minneapolis, MN; **RESIDES:** Newton, MA; **SIGNED BY:** Paul Gibson (Atlanta); **ACQUIRED:** Signed by the Red Sox as a minor league free agent, 2/15/2011.

2011: Appeared in 13 games for the Gulf Coast League Red Sox in his 1st season as a pitcher...Held opponents to a .098 average (5-for-51)...Earned his 1st pro win on 8/6 vs. the GCL Twins...**2010:** Played in 12 games with Single-A Rome before being released by Atlanta on 6/22...Hit .346 (18-for-52) in 20 games with Sioux City of the independent American Association...**2009:** Spent most of the year with the GCL Braves and also played the final 4 games of the season with Rome...Averaged a home run once every 15.75 at-bats, the best ratio on the GCL Braves...Appeared in 14 games at first base and 13 at catcher...Tallied a career-high 2 home runs and 6 RBI on 7/16 vs. the GCL Tigers...**2008:** Had contract purchased from Harlingen of the independent United League on 7/15 and made pro debut with the GCL Braves on 7/23...Played 2 games with Rome from 7/31-8/3 and returned to the GCL Braves on 8/7 for the remainder of the season...Hit 1st professional homer on 8/9 vs. the GCL Indians...Threw out 4 of 14 (28.6%) attempted base stealers between pro stops...**PERSONAL:** Played 4 years at Harvard University and hit .310 (31-for-100) in 37 games as a senior.

YEAR	CLUB	W-L	ERA	G	GS	CG	SHO	SV	IP	H	R	ER	HR	HB	BB	SO	WP	BK
2011	GCL Red Sox	1-0	4.60	13	0	0	0	0	15.2	5	9	8	0	5	18	7	7	0

KROEGER, Joshua J. (Josh) - See Page 177

OF

KUKUK, Cody S.

LHP

HT: 6'4"; **WT:** 200; **BATS:** Left; **THROWS:** Left; **BORN:** 4/10/1993 in McLouth, KS; **RESIDES:** Dallas, TX; **SIGNED BY:** Chris Mears; **ACQUIRED:** Red Sox 10th pick (7th round, 232nd overall) in the 2011 First-Year Player Draft.

2012: Will be his 1st pro season...**PERSONAL:** Went 7-1 with a 2.89 ERA (17 ER/53.0 IP) and 103 strikeouts as a senior at Lawrence (KS) Free State High School...Named a Louisville Slugger High School All-American in 2011 and both the Gatorade and Louisville Slugger Baseball Player of the Year for Kansas in 2010.

LATIMER, William L.**LHP**

HT: 6'3"; **WT:** 190; **BATS:** Left; **THROWS:** Left; **BORN:** 12/4/1985 in Bayfield, CO; **RESIDES:** Bayfield, CO; **SIGNED BY:** Jon Lukens; **ACQUIRED:** Red Sox 23rd pick (22nd round, 684th overall) in the 2007 First-Year Player Draft.

2011: Spent most of the season with High-A Salem and was named to the Carolina League mid-season and post-season All-Star teams...Went 1-0 with 8 saves and a 3.21 ERA (30 ER/84.0 IP) in 39 games between Salem and Double-A Portland...Led Salem hurlers (min. 50.0 IP) with a 2.93 ERA (25 ER/76.2 IP)...Also tied for the club lead with 36 appearances and was tied for 4th among Red Sox minor leaguers with a career-high 8 saves...Converted 8 of 11 save opportunities with Salem...Appeared in final 3 games with the Sea Dogs after transfer on 8/24...**2010:** Led Salem relievers in innings (77.2) and strikeouts (68) over a career-high 38 appearances, 2nd on the club...Finished 3rd among CL relievers in unintentional walks per 9.0 IP (2.43)...Converted 2 of 4 save chances...Turned in a 2.89 ERA (12 ER/37.1 IP) in 18 relief outings prior to the All-Star Break...**2009:** Combined to go 2-1 with 1 save and a 3.00 ERA (13 ER/39.0 IP) over 23 outings between Double-A Portland, Short-A Lowell and Single-A Greenville...Made his Double-A debut with 3 appearances with Portland to begin the season...Fanned 26 in 22.2 frames with the Spinners and ended the year with the Drive...**2008:** Was limited to 1 game due to injury...**2007:** Made his pro debut with the Gulf Coast Red Sox...**PERSONAL:** Attended Trinidad State (CO) Jr. College.

YEAR	CLUB	W-L	ERA	G	GS	CG	SHO	SV	IP	H	R	ER	HR	HB	BB	SO	WP	BK
2007	GCL Red Sox	1-0	5.40	2	0	0	0	0	3.1	3	2	2	1	0	4	1	0	0
2008	Greenville	0-0	0.00	1	0	0	0	0	2.0	2	0	0	0	0	0	0	0	0
2009	Lowell	1-0	2.78	13	0	0	0	1	22.2	19	11	7	0	0	12	26	7	0
	Greenville	1-1	2.92	7	0	0	0	0	12.1	11	6	4	2	0	5	11	1	0
	Portland	0-0	4.50	3	0	0	0	0	4.0	6	3	2	0	0	5	2	0	0
2010	Salem	5-6	3.48	38	0	0	0	2	77.2	87	43	30	4	1	21	68	4	0
2011	Salem	1-0	2.93	36	0	0	0	8	76.2	64	30	25	5	2	20	61	0	0
	Portland	0-0	6.14	3	0	0	0	0	7.1	9	5	5	0	0	2	6	0	0
Minor Lg. Totals		9-7	3.28	103	0	0	0	11	206.0	201	100	75	12	3	69	175	12	0

LeBLANC, Lucas Paul**OF**

HT: 6'2"; **WT:** 200; **BATS:** Right; **THROWS:** Right; **BORN:** 5/7/1989 in Lockport, LA; **RESIDES:** Lockport, LA; **SIGNED BY:** Matt Dorey; **ACQUIRED:** Red Sox 13th pick (11th round, 353rd overall) in the 2010 First-Year Player Draft.

2011: Made his pro debut and played the majority of the season with Single-A Greenville before going on the DL on 7/4...Had a 5-game rehab stint with the Gulf Coast League Red Sox and then played final game of the season with Short-A Lowell...Batted .226 (57-for-252) in 67 games between the 3 stops...Appeared in 29 games in right field, 13 in center field and 15 in left field...Drove in a season-high 5 runs on 5/12 at Asheville...**PERSONAL:** Hit .420 for Delgado (LA) Community College in 2010...Led the team with 17 doubles, 7 triples, 11 homers, 67 RBI and 23 stolen bases as a sophomore...Named 1st team All-American for the National Junior College Athletic Association...Had committed to Louisiana State University.

YEAR	CLUB	AVG	G	AB	R	H	2B	3B	HR	RBI	SH	SF	HP	BB	SO	SB	CS	E
2011	GCL Red Sox	.364	5	11	0	4	1	0	0	0	0	0	1	1	1	0	0	0
	Lowell	.000	1	3	0	0	0	0	0	0	0	0	0	0	3	0	0	0
	Greenville	.223	61	238	28	53	8	3	1	31	0	0	4	7	69	10	5	2
Minor Lg. Totals		.226	67	252	28	57	9	3	1	31	0	0	5	8	73	10	5	2

LEE, Michael D.**RHP**

HT: 6'7"; **WT:** 220; **BATS:** Right; **THROWS:** Right; **BORN:** 11/18/1986 in Las Vegas, NV; **RESIDES:** Issaquah, WA; **SIGNED BY:** Ernie Jacobs; **ACQUIRED:** Red Sox 10th pick (8th round, 262nd overall) in the 2008 First-Year Player Draft.

2011: Played the majority of the season with Double-A Portland...Spent time on the DL from 5/31-6/27 including 2 rehab starts with Short-A Lowell...Combined for a career-high 19 starts...**2010:** Recorded a career-high 9 wins with High-A Salem, tied for the team lead and tied for 4th among Red Sox minor leaguers...Ranked 5th among Carolina League relievers in both fewest unintentional walks per 9.0 IP (2.69) and fewest base runners per 9.0 IP (11.78)...Named Red Sox Minor League Pitcher of the Month for July after going 3-1 with a 1.84 ERA (6 ER/29.1 IP)...Selected as CL Pitcher of the Week for 7/26-8/1 (1-0, 0 R, 7.0 IP in 1 GS) and 8/23-29 (0-0, 1 H, 0 R, 6.0 IP in 1 GS)...**2009:** Made his full-season debut with Single-A Greenville...Went 0-0 with a 1.04 ERA (2 ER/17.1 IP) in 4 starts and 3-4 with 1 save and a 4.28 ERA (26 ER/54.2 IP) in relief...Posted a club-best 2.22 ERA (6 ER/24.1 IP) in August...**2008:** Made 4 relief outings for Lowell in his pro debut...**PERSONAL:** Was 10-2 with a 2.79 ERA in 2008, helping Oklahoma City University to 3rd place at the NAIA World Series...Was selected by the Yankees in the 22nd round of the 2005 First-Year Player Draft but did not sign.

YEAR	CLUB	W-L	ERA	G	GS	CG	SHO	SV	IP	H	R	ER	HR	HB	BB	SO	WP	BK
2008	Lowell	0-0	12.00	4	0	0	0	0	6.0	7	8	8	1	0	3	11	0	0
2009	Greenville	3-4	3.50	18	4	0	0	1	72.0	77	37	28	3	2	23	71	4	0
2010	Salem	9-7	4.42	32	11	0	0	2	112.0	109	61	55	7	7	30	93	5	0
2011	Lowell	0-1	2.35	2	2	0	0	0	7.2	5	3	2	0	1	4	8	0	0
	Portland	1-6	5.75	24	17	0	0	0	87.2	96	59	56	18	7	39	67	3	0
Minor Lg. Totals		13-18	4.70	80	34	0	0	3	285.1	294	168	148	29	17	109	250	12	0

LINARES, Juan Carlos - See Page 201**OF**

LOCKWOOD, Tyler Christian**RHP**

HT: 6'0"; **WT:** 185; **BATS:** Right; **THROWS:** Right; **BORN:** 12/9/1987 in Houston, TX; **RESIDES:** Sugarland, TX; **SIGNED BY:** Jim Robinson; **ACQUIRED:** Red Sox 27th pick (25th round, 773rd overall) in the 2010 First-Year Player Draft.

2011: Ranked 3rd in the Single-A South Atlantic League with 1.17 unintentional walks per 9.0 innings (9 BB/69.0 IP) with Greenville...Went 3-0 and converted 2 of 3 save opportunities with a 3.31 ERA (6 ER/16.1 IP) and 14 strikeouts in 8 games in April...Struck out a career-high 5 batters in 2.0 innings on 5/8 at Kannapolis...Spent time on the DL from 7/7-17...**2010:** Made his pro debut with Short-A Lowell and tied for the team lead with 4 saves in 5 chances...Went more than 1.0 inning in 10 of his 16 outings...Earned his 1st win with 3.0 shutout frames on 8/20 vs. Hudson Valley...**PERSONAL:** Went 6-2 with 9 saves and a 2.19 ERA as Texas Christian University's closer in 2010...Made 23 starts and 65 relief appearances in his 4 years with the Horned Frogs and was 1st team all-conference as a starter in 2008.

YEAR	CLUB	W-L	ERA	G	GS	CG	SHO	SV	IP	H	R	ER	HR	HB	BB	SO	WP	BK
2010	Lowell	1-0	4.00	16	0	0	0	4	27.0	31	15	12	1	1	9	18	0	0
2011	Greenville	5-8	6.00	39	0	0	0	3	69.0	106	52	46	8	8	9	62	5	0
Minor Lg. Totals		6-8	5.44	55	0	0	0	7	96.0	137	67	58	9	9	18	80	5	0

LOPEZ, Deiner Antonio**INF**

HT: 6'0"; **WT:** 165; **BATS:** Switch; **THROWS:** Right; **BORN:** 5/30/1994 in Santa Barbara, VZ; **RESIDES:** Santa Barbara, VZ; **SIGNED BY:** Ernesto Gomez; **ACQUIRED:** Signed by the Red Sox as an international free agent, 9/1/2010.

2011: Made his pro debut with the DSL Red Sox...Led the club in triples (4) and RBI (34) and runs (tied, 43)...Also ranked among team leaders in hits (3rd, 55), doubles (3rd, 9) and stolen bases (2nd, 17)...Played in 26 games at second base, 3 at third base, 10 at shortstop, 13 in left field and also appeared in 9 games at designated hitter...Knocked 1st career home run on 7/31 vs. the DSL Mets2.

YEAR	CLUB	AVG	G	AB	R	H	2B	3B	HR	RBI	SH	SF	HP	BB	SO	SB	CS	E
2011	DSL Red Sox	.250	61	220	43	55	9	4	1	34	3	0	12	40	48	17	6	12

LOYA, Jesus Alan**OF**

HT: 5'11"; **WT:** 175; **BATS:** Left; **THROWS:** Right; **BORN:** 6/15/1992 in Chihuahua, Mexico; **RESIDES:** Chihuahua, Mexico; **SIGNED BY:** Mike Lord; **ACQUIRED:** Signed by the Red Sox as an international free agent, 1/19/2010.

2011: In his 1st season in the US, led the Gulf Coast League Red Sox in at-bats (191) and runs scored (25)...Ranked 2nd on the club in hits (51) and stolen bases (13) and was 3rd in games (48), doubles (9) and walks (12)...Batted .295 (39-for-132) with 7 doubles and 2 homers against right-handers...Recorded a career-high 4 hits on 7/22 at the GCL Twins...Hit 1st professional home run on 8/11 at the GCL Rays...Following the season, played 7 games for Hermosillo of the Mexican Pacific League...**2010:** Placed 5th in the Dominican Summer League in at-bats (256) in his 1st pro season...Led the DSL Red Sox in triples (6) and ranked among club leaders in games (2nd, 69), at-bats (2nd), hits (2nd, 68), stolen bases (2nd, 15), batting (3rd, .266) and total bases (3rd, 88)...Hit .326 (30-for-92) in July...Posted a .994 fielding pct. (1 E/156 TC)...Appeared in 4 games for Hermosillo of the MPL after the season, making just 1 error for a .994 fielding pct. (156 TC).

YEAR	CLUB	AVG	G	AB	R	H	2B	3B	HR	RBI	SH	SF	HP	BB	SO	SB	CS	E
2010	DSL Red Sox	.266	69	256	34	68	8	6	0	27	1	4	2	41	45	15	6	1
2011	GCL Red Sox	.267	48	191	25	51	9	0	2	8	2	1	5	12	34	13	3	4
Minor Lg. Totals		.266	117	447	59	119	17	6	2	35	3	5	7	53	79	28	9	5

MAINE, John Kevin**RHP**

HT: 6'4"; **WT:** 194; **BATS:** Right; **THROWS:** Right; **BORN:** 5/8/1981 in Fredericksburg, VA; **RESIDES:** Huntersville, NC; **SIGNED BY:** Marc Tramuto (Baltimore); **ACQUIRED:** Signed by the Red Sox as a minor league free agent, 12/30/2011.

2011: Signed by Colorado as a minor league free agent on 2/20...Made 11 starts for Triple-A Colorado Springs before being placed on the DL from 5/6-28...**2010:** Appeared in 10 Major League games for New York (NL) before being placed on the DL on 5/21...Earned only Major League victory with a season-high 9 strikeouts on 4/26 vs. LAD...Tossed 8.1 innings over rehab starts with Double-A Binghamton (4.0 IP) and Triple-A Buffalo (4.1 IP) but was placed on the 60-day DL on 9/2...**2009:** In the Majors with the Mets, limited left-handed batters to a .159 average (26-for-164), 6th best among all qualifying pitchers...Went 5-1 with a 2.36 ERA (11 ER/42.0 IP) over 7 starts from 4/27-5/31...Spent time on the DL from 6/7-9/12 and made 2 rehab appearances for St. Lucie...Won his 6th straight game at home on 10/2 vs. HOU...**2008:** In his 3rd season with the Mets, went 5-2 in 11 starts at home...Allowed 2 runs or less in 7 straight starts from 4/10-5/13...Placed on the DL on 8/3 (retro to 7/29) and returned on 8/13...Tied his career-high, allowing 8 runs on 8/23 vs. HOU and was placed on the DL the following day until 9/24 but did not appear in another game...**2007:** Established ML career highs in wins (15), starts (32), innings (191.0) and strikeouts (180) with New York (NL)...Ranked among NL leaders in wins (8th) and strikeouts (6th) and placed among qualifiers in strikeouts per 9.0 innings (T-6th, 8.5) and opponents batting average (6th, .235)...Selected as NL Pitcher of the Month for April after going 4-0 with a ML-leading 1.35 ERA (5 ER/33.1 IP)...Collected a victory in 4 straight starts with a 1.80 ERA (6 ER/30.0 IP) from 6/18-7/5...Knocked 1st career homer on 7/24 vs. PIT...Credited with his 2nd career complete game and 2nd career shutout in a 5.0-inning rain-shortened contest on 7/29 vs. WAS...Hurled 7.2 no-hit innings while tallying a career-high 14 strikeouts, including 7 in a row on 9/29 vs. FLA...**2006:** Traded along with RHP Jorge Julio to New York (NL) for RHP Kris Benson on 1/22...Began the season with Triple-A Norfolk before being recalled by the Mets on 5/2...Allowed 3 earned runs or fewer in 10 of his 14 starts while holding opponents to a .212 average (69-for-326)...Made Mets debut on 5/2 at WAS, but was placed on the DL following the game until returning on 6/12...Hurled his 1st career shutout on 7/21 vs. HOU...Set the franchise rookie pitcher record with 26.0 consecutive scoreless innings from

MINOR LEAGUE PLAYERS, CONTINUED

7/15-8/12...Appeared in 2 games, working 2.2 innings during MLB's All-Star Tour in Japan in October...**2005:** Spent most of the season with Triple-A Ottawa before being recalled by Baltimore on 8/13...Earned his 1st Major League win that night, pitching 5.0 scoreless innings in a 1-0 victory vs. TOR...**2004:** Led the Double-A Eastern League in wins (4) and strikeouts (34) and held opponents to a .160 average (16-for-100) before being promoted to Ottawa on 5/3...Joined Baltimore for his ML debut on 7/23 vs. MIN...**2003:** Won the Jim Palmer Prize as the Orioles Minor League Pitcher of the Year after leading all minor leaguers with 185 strikeouts and a .177 opponent average...Started the South Atlantic League All-Star Game on 6/24, retiring all 6 batters faced and striking out 3...Appeared for the US team in the MLB All-Star Futures Game, retiring both batters faced...Pitched a 7.0-inning no-hitter for High-A Frederick on 7/3 at Winston-Salem (G2)...Following the season, named No. 2 prospect in the Baltimore system by *Baseball America*...**2002:** Selected by Baltimore in the 6th round of the 2002 First-Year Player Draft...Struck out a combined 60 batters and held opponents to a .172 average (27-for-157) in 43.1 innings between Short-A Aberdeen and Single-A Delmarva...**PERSONAL:** Pitched for 3 years at the University of North Carolina-Charlotte...Named the Conference USA Pitcher of the Year as a sophomore in 2001...Graduated from North Stafford High School (VA) in 1999.

YEAR	CLUB	W-L	ERA	G	GS	CG	SHO	SV	IP	H	R	ER	HR	HB	BB	SO	WP	BK
2002	Aberdeen	1-1	1.74	4	2	0	0	0	10.1	6	2	2	0	0	3	21	2	0
	Delmarva	1-1	1.36	6	5	0	0	0	33.0	21	8	5	0	2	4	39	2	1
2003	Delmarva	7-3	1.53	14	14	1	0	0	76.1	43	16	13	1	2	18	108	1	1
	Frederick	6-1	3.07	12	12	1	1	0	70.1	48	27	24	5	1	20	77	0	0
2004	Bowie	4-0	2.25	5	5	0	0	0	28.0	16	8	7	1	1	7	34	0	0
	Ottawa	5-7	3.91	22	22	0	0	0	119.2	123	59	52	12	5	52	105	2	1
	BALTIMORE	0-1	9.82	1	1	0	0	0	3.2	7	4	4	1	0	3	1	1	0
2005	Ottawa	6-11	4.56	23	23	1	1	0	128.1	128	72	65	13	6	42	111	3	2
	BALTIMORE	2-3	6.30	10	8	0	0	0	40.0	39	30	28	8	1	24	24	0	1
2006	NEW YORK (NL)	6-5	3.60	16	15	1	1	0	90.0	69	40	36	15	2	33	71	3	0
	Norfolk	3-5	3.49	10	10	0	0	0	56.2	55	25	22	2	0	20	48	2	0
	St. Lucie	1-0	0.00	1	1	0	0	0	5.0	3	0	0	0	0	2	7	0	0
2007	NEW YORK (NL)	15-10	3.91	32	32	1	1	0	191.0	168	90	83	23	5	75	180	2	0
2008	NEW YORK (NL)	10-8	4.18	25	25	0	0	0	140.0	122	70	65	16	4	67	122	10	0
2009	NEW YORK (NL)	7-6	4.43	15	15	0	0	0	81.1	67	42	40	8	4	38	55	5	0
	St. Lucie	1-0	1.13	2	1	0	0	0	8.0	4	1	1	0	0	4	7	0	0
2010	NEW YORK (NL)	1-3	6.13	9	9	0	0	0	39.2	47	29	27	8	2	25	39	3	0
	Binghamton	0-0	0.00	1	1	0	0	0	4.0	1	0	0	0	0	2	5	0	0
	Buffalo	0-0	0.00	1	1	0	0	0	4.1	1	1	0	0	0	3	4	0	0
2011	Colorado Spr.	1-3	7.43	11	11	0	0	0	46.0	58	48	38	6	3	37	35	8	0
Major Lg. Totals		41-36	4.20	108	107	2	2	0	585.2	519	305	273	79	18	265	492	24	1
Minor Lg. Totals		36-32	3.49	112	108	3	2	0	590.0	507	267	229	40	20	214	601	20	5

MARIN, Leandro Jose

RHP

HT: 5'11"; **WT:** 165; **BATS:** Right; **THROWS:** Right; **BORN:** 11/9/1988 in Valencia, VZ; **RESIDES:** Valencia, VZ; **SIGNED BY:** Ernesto Gomez; **ACQUIRED:** Signed by the Red Sox as an international free agent, 7/2/2005.

2011: Did not play due to injury...**2010:** Appeared in 3 games for High-A Salem before being placed on the DL on 4/20...Missed the rest of the season...**2009:** Made 27 relief appearances for Single-A Greenville...Averaged 11.5 strikeouts per 9.0 IP (56 K/43.2 IP)...Ranked among club relievers in opponent average (3rd, .200), wins (T-3rd, 3) and appearances (4th)...Limited opponents to 1 earned run or less in all but 3 games...Appeared in 8 tilts for Caracas of the Venezuelan Winter League...**2008:** Pitched in the Gulf Coast League...Allowed a run in just 3 of his last 11 outings and gave up multiple runs only once...**2007:** Appeared in 3 games for the Dominican Summer League Red Sox in his pro debut.

YEAR	CLUB	W-L	ERA	G	GS	CG	SHO	SV	IP	H	R	ER	HR	HB	BB	SO	WP	BK
2007	DSL Red Sox	0-0	2.70	3	0	0	0	0	3.1	3	1	1	0	2	4	3	0	0
2008	GCL Red Sox	1-1	3.95	13	0	0	0	2	13.2	13	6	6	1	1	5	16	1	0
2009	Greenville	3-2	2.89	27	0	0	0	0	43.2	31	21	14	1	1	28	56	1	0
2010	Salem	0-0	1.50	3	0	0	0	0	6.0	6	1	1	0	0	1	6	0	0
2011	Did Not Play Due to Injury																	
Minor Lg. Totals		4-3	2.97	46	0	0	0	2	66.2	53	29	22	2	4	38	81	2	0

MARQUIS, Matthew C.

OF

HT: 6'0"; **WT:** 200; **BATS:** Right; **THROWS:** Right; **BORN:** 2/22/1990 in Philadelphia, PA; **RESIDES:** Annandale, NJ; **SIGNED BY:** Chris Calciano; **ACQUIRED:** Red Sox 44th pick (41st round, 1,252nd overall) in the 2011 First-Year Player Draft.

2011: Made pro debut with the Gulf Coast League Red Sox on 8/4 vs. the GCL Rays, his only game at that level...Played 25 games with Short-A Lowell after being transferred on 8/6...Combined to hit .333 (28-for-101) between both stops...Knocked 1st professional homer in 1st game with the Spinners on 8/6 vs. Connecticut...Posted a season-high 4 hits and 3 runs on 8/12 at Jamestown...**PERSONAL:** Attended Vanderbilt University for freshman year and transferred to the University of Maryland, where he played 2 seasons...Hit .255 with a team-high 5 home runs as a sophomore...Selected by Boston in the 28th round of the 2008 First-Year Player Draft but did not sign.

YEAR	CLUB	AVG	G	AB	R	H	2B	3B	HR	RBI	SH	SF	HP	BB	SO	SB	CS	E
2011	GCL Red Sox	.000	1	1	0	0	0	0	0	0	0	0	1	1	0	0	0	0
	Lowell	.337	25	83	12	28	4	0	3	13	0	1	4	10	21	0	2	0
Minor Lg. Totals		.333	26	84	12	28	4	0	3	13	0	1	5	11	21	0	2	0

MARTIN, Christopher R.**RHP**

HT: 6'7"; **WT:** 175; **BATS:** Right; **THROWS:** Right; **BORN:** 6/2/1986 in Arlington, TX; **RESIDES:** Arlington, TX; **ACQUIRED:** Signed by the Red Sox as a non-drafted free agent, 3/31/2011.

2011: Had contract purchased from the Grand Prairie AirHogs of the independent American Association on 3/31...Went 6-2 with 4 saves and a 2.55 ERA (21 ER/74.0 IP) in 23 games between Single-A Greenville, High-A Salem and Double-A Portland...Lasted at least 2.0 innings in 20 of 22 relief appearances...Earned 4 wins in 6 relief appearances for the Drive...Made only start on 6/24 at Lexington in final appearance for Greenville...Transferred to Salem on 6/29 and tied for 3rd on club with 4 saves...Sent to Portland on 8/19 and appeared in 3 games...**2010:** Went 4-0 with a 1.96 ERA and 36 strikeouts in 36.2 innings for Grand Prairie...**PERSONAL:** Attended McLennan (TX) Community College in 2005...Selected in the First-Year Player Draft by Detroit in 2004 and by Colorado in 2005 but did not sign with either club.

YEAR	CLUB	W-L	ERA	G	GS	CG	SHO	SV	IP	H	R	ER	HR	HB	BB	SO	WP	BK
2010	Grand Prairie	4-0	1.96	13	4	0	0	0	36.2	34	11	8	0	0	9	36	0	---
2011	Greenville	4-0	2.17	7	1	0	0	0	29.0	16	7	7	1	3	6	28	0	0
	Salem	2-1	0.92	13	0	0	0	4	39.1	29	4	4	0	3	6	24	0	0
	Portland	0-1	15.88	3	0	0	0	0	5.2	12	10	12	2	0	1	3	0	0
Minor Lg. Totals		6-2	2.55	23	1	0	0	4	74.0	57	21	21	3	6	13	55	0	0
Independent Lg. Totals		4-0	1.96	13	4	0	0	0	36.2	34	11	8	0	0	9	36	0	---

MATEO, Alexander**RHP**

HT: 5'11"; **WT:** 165; **BATS:** Right; **THROWS:** Right; **BORN:** 4/10/1991 in San Cristobal, DR; **RESIDES:** San Cristobal, DR; **SIGNED BY:** Manny Nanita; **ACQUIRED:** Signed by the Red Sox as an international free agent, 10/1/2007.

2011: Made 13 relief appearances for the Gulf Coast League Red Sox...Went at least 2.0 innings in 9 of 13 outings...Had a 4.74 ERA (16 ER/30.1 IP) prior to his final appearance of the season on 8/24 vs. the GCL Rays (9 ER in 2.1 IP)...**2010:** Led Dominican Summer League Red Sox qualifiers with a 1.01 WHIP and tied for the club lead with 5 wins...Ranked 2nd on the team with 15 appearances...Held left-handed opponents to a .125 clip (3-for-24)...Went 2-1 with a 1.59 ERA (2 ER/11.1 IP) in 6 games in June...**2009:** Appeared in 5 games for the DSL Red Sox...Held right-handed opponents to a .207 mark (6-for-29)...Earned 1st pro win on 6/2 at the DSL Giants...**2008:** Made pro debut in 5 games with the DSL Red Sox.

YEAR	CLUB	W-L	ERA	G	GS	CG	SHO	SV	IP	H	R	ER	HR	HB	BB	SO	WP	BK
2008	DSL Red Sox	0-0	13.50	5	0	0	0	0	8.2	19	17	13	0	4	12	3	1	0
2009	DSL Red Sox	1-0	0.90	5	0	0	0	0	10.0	10	6	1	0	1	6	5	1	0
2010	DSL Red Sox	5-2	2.60	15	0	0	0	2	34.2	27	15	10	0	5	8	24	9	0
2011	GCL Red Sox	0-0	6.89	13	0	0	0	1	32.2	54	33	25	5	2	12	12	6	0
Minor Lg. Totals		6-2	5.13	38	0	0	0	3	86.0	110	71	49	5	12	38	44	17	0

MATHIS, Douglas A. (Doug) - See Page 202**RHP****MCCARTHY, Michael****RHP**

HT: 6'3"; **WT:** 185; **BATS:** Right; **THROWS:** Right; **BORN:** 11/18/1987 in Walnut Creek, CA; **RESIDES:** Brentwood, CA; **SIGNED BY:** Jim Woodward; **ACQUIRED:** Red Sox 17th pick (14th round, 442nd overall) in the 2011 First-Year Player Draft.

2011: Led Short-A Lowell with 4 saves and tied for the club lead with 17 appearances in his pro debut...Struck out the side in order in his 1st career game on 6/20 at Vermont (1.0 IP)...Did not allow a hit to a lead-off batter (0-for-14, 3 BB)...**PERSONAL:** Posted a 1.62 ERA with 116 strikeouts and 28 walks in 127.2 innings over 17 games (16 starts) as a redshirt senior for California State University-Bakersfield.

YEAR	CLUB	W-L	ERA	G	GS	CG	SHO	SV	IP	H	R	ER	HR	HB	BB	SO	WP	BK
2011	Lowell	1-1	4.64	17	0	0	0	4	21.1	16	12	11	2	2	10	27	2	0

MELENDEZ, Oscar Eduardo**RHP**

HT: 6'1"; **WT:** 150; **BATS:** Right; **THROWS:** Right; **BORN:** 10/13/1993 in Azua, DR; **RESIDES:** Azua, DR; **SIGNED BY:** Manny Nanita; **ACQUIRED:** Signed by the Red Sox as an international free agent, 9/27/2010.

2011: Played the majority of his 1st professional season with the Dominican Summer League Red Sox...Following his transfer on 8/20, played final 2 games with the Gulf Coast League Red Sox...Went 4-3 with 2 saves and a 2.54 ERA (17 ER/60.1 IP) overall...Ranked 3rd on the DSL Red Sox with 52.1 innings and tied for 3rd with 4 wins and 2 saves...Went 1-1 with a 1.74 ERA (2 ER/10.1) in 2 starts...Combined to go 3-0 with 2 saves and a 1.72 ERA (7 ER/36.2 IP) in 9 outings in June and July.

YEAR	CLUB	W-L	ERA	G	GS	CG	SHO	SV	IP	H	R	ER	HR	HB	BB	SO	WP	BK
2011	DSL Red Sox	4-2	2.58	13	2	0	0	2	52.1	63	22	15	2	3	12	19	6	0
	GCL Red Sox	0-1	2.25	2	0	0	0	0	8.0	6	2	2	0	0	1	4	0	0
Minor Lg. Totals		4-3	2.54	15	2	0	0	2	60.1	69	24	17	2	3	13	23	6	0

MENESES, Heiker Albert**INF**

HT: 5'9"; **WT:** 160; **BATS:** Right; **THROWS:** Right; **BORN:** 7/1/1991 in Caracas, VZ; **RESIDES:** Guarenas, VZ; **SIGNED BY:** Angel Escobar; **ACQUIRED:** Signed by the Red Sox as an international free agent, 10/23/2007.

2011: Batted .295 (115-for-390) with 18 doubles, 7 triples, 3 home runs, 41 RBI, 74 runs and 25 stolen bases in 101 games between Single-A Greenville, High-A Salem and Double-A Portland in his 1st full season...Tied for the Red Sox minor league lead in triples (7) and had the 4th-highest average (.295)...Began the season with the Drive and was transferred to Portland

MINOR LEAGUE PLAYERS, CONTINUED

on 7/5...Played in 24 games with Portland and was sent to Salem on 8/9, where he ranked 2nd on the club with 5 triples in 26 games...Hit safely in 1st 12 games with Salem at a .438 clip (21-for-48) from 8/9-21 with 5 doubles and 3 triples... After the season, played 2 games for Tiburones de La Guaira of the Venezuelan Winter League...**2010:** Paced the Gulf Coast League in games (56) and at-bats (208) and led the circuit's third basemen in fielding pct. (.949)...Also topped the GCL Red Sox in steals (17) and was 2nd in hits (52) and total bases (75)...Hit safely in 17 of 19 tilts, 7/1-22, including a pair of 8-game runs...**2009:** Led the Dominican Summer League Red Sox with 25 stolen bases...Led league shortstops with 130 putouts...**2008:** Made his pro debut with the DSL Red Sox.

YEAR	CLUB	AVG	G	AB	R	H	2B	3B	HR	RBI	SH	SF	HP	BB	SO	SB	CS	E
2008	DSL Red Sox	.220	43	132	20	29	1	2	0	16	1	0	4	29	44	9	3	4
2009	DSL Red Sox	.199	65	216	48	43	2	6	1	17	4	1	13	34	68	25	5	28
2010	GCL Red Sox	.250	56	208	27	52	8	3	3	24	2	0	4	12	47	17	6	8
2011	Greenville	.277	51	206	38	57	6	2	2	22	2	0	8	18	56	17	5	4
	Salem	.356	26	101	23	36	9	5	1	13	1	1	3	8	24	6	1	2
	Portland	.265	24	83	13	22	3	0	0	6	0	1	3	3	25	2	0	10
Minor Lg. Totals		.253	265	946	169	239	29	18	7	98	10	3	35	104	264	76	20	56

MOANAROA, Crew Tipene (Boss)

1B

HT: 6'1"; **WT:** 200; **BATS:** Left; **THROWS:** Right; **BORN:** 7/12/1991 in Newcastle, Australia; **RESIDES:** Newcastle, Australia; **SIGNED BY:** Jon Deeble; **ACQUIRED:** Signed by the Red Sox as an international free agent, 5/20/2008.

2011: Ranked 2nd on Short-A Lowell in games (58), RBI (31) and walks (29) and was 3rd in triples (3)...Batted .340 (17-for-50) with 5 doubles, 23 RBI and 12 walks with runners in scoring position...After the season, batted .273 (36-for-132) with 6 doubles, 5 homers and 22 RBI in 39 games with Sydney in the Australian Baseball League...**2010:** Appeared in 18 games in a return to the Gulf Coast League, including 15 at first base...Connected for his 1st career HR in his season debut, 6/21 vs. the GCL Rays...Went 10-for-27 (.370) with 2 homers and 7 RBI over his 1st 9 games...After the season, hit .278 (22-for-79) with 4 homers and 12 RBI in 23 games with Sydney in the ABL...**2009:** Made his pro debut with the GCL Red Sox, appearing in all 29 games...Finished 3rd on the team (min. 50 at-bats) with a .289 average (28-for-97)...Hit .372 (16-for-43) in August... Batted .452 (14-for-31) during an 8-game hit streak to end the season...**2008:** Spent 2 weeks in Fort Myers after signing... Participated in the MLB Academy in Queensland...**PERSONAL:** Brother, Moko, was in the Sox system, 2008-11.

YEAR	CLUB	AVG	G	AB	R	H	2B	3B	HR	RBI	SH	SF	HP	BB	SO	SB	CS	E
2009	GCL Red Sox	.289	29	97	8	28	4	0	0	7	0	1	0	12	26	0	0	3
2010	GCL Red Sox	.268	18	56	8	15	3	0	2	9	0	1	1	9	14	0	0	3
2011	Lowell	.241	58	203	23	49	11	3	5	31	0	0	1	29	73	0	0	8
Minor Lg. Totals		.258	105	356	39	92	18	3	7	47	0	2	2	50	113	0	0	14

MONTAS, Francelis

RHP

HT: 6'2"; **WT:** 185; **BATS:** Right; **THROWS:** Right; **BORN:** 3/21/1993 in Sainagua, DR; **RESIDES:** Sainagua, DR; **SIGNED BY:** Manny Nanita; **ACQUIRED:** Signed by the Red Sox as an international free agent, 12/14/2009.

2011: Appeared in 5 games for the Dominican Summer League Red Sox...Held right-handed opponents to a .154 average (6-for-39)...Did not allow a hit or run in 1st 2 starts on 5/28 vs. the DSL Yankees2 (2.0 IP) and 6/3 vs. the DSL Athletics (3.0)...**2010:** Appeared in 12 games (4 starts) in his pro debut with the DSL Red Sox.

YEAR	CLUB	W-L	ERA	G	GS	CG	SHO	SV	IP	H	R	ER	HR	HB	BB	SO	WP	BK
2010	DSL Red Sox	0-3	9.55	12	4	0	0	0	21.2	28	30	23	2	8	18	18	4	0
2011	DSL Red Sox	0-1	4.26	5	5	0	0	0	12.2	7	7	6	0	1	12	12	2	0
Minor Lg. Totals		0-4	7.60	17	9	0	0	0	34.1	35	37	29	2	9	30	30	6	0

MOORE, Nicholas Robert (Nick)

3B

HT: 6'2"; **WT:** 200; **BATS:** Switch; **THROWS:** Right; **BORN:** 12/9/1992 in Snellville, GA; **RESIDES:** Auburn, GA; **SIGNED BY:** Tim Hyers; **ACQUIRED:** Red Sox 33rd pick (30th round, 922nd overall) in the 2011 First-Year Player Draft.

2011: Made pro debut in 15 games with the Gulf Coast League Red Sox...Hit 1st pro homer on 8/13 at the GCL Twins...**PERSONAL:** Batted .400 with 6 home runs, 27 RBI, 32 runs and 12 stolen bases for Brookwood (GA) High School as a senior in 2011.

YEAR	CLUB	AVG	G	AB	R	H	2B	3B	HR	RBI	SH	SF	HP	BB	SO	SB	CS	E
2011	GCL Red Sox	.184	15	49	8	9	1	1	1	6	0	0	1	11	17	0	2	3

NATOLI, Nicholas J (Nick)

SS

HT: 6'1"; **WT:** 195; **BATS:** Right; **THROWS:** Right; **BORN:** 1/17/1988 in Ellicott City, MD; **RESIDES:** Ellicott City, MD; **SIGNED BY:** Chris Calcinio; **ACQUIRED:** Signed by the Red Sox as a non-drafted free agent, 6/16/2011.

2011: Hit .271 (13-for-48) in 19 games between the Gulf Coast League Red Sox and Short-A Lowell...Made pro debut with GCL Red Sox on 6/22 vs. the GCL Orioles...Transferred to the Spinners on 7/5...**PERSONAL:** Batted .314 with 17 doubles, 4 home runs, 32 RBI, 38 runs, and 19 stolen bases for Towson (MD) University as a senior in 2011...Named Colonial Athletic Association Defensive Player of the Year in 2008 and 2011...Earned All-CAA honors in 2008, 2010 and 2011...Selected as CAA's best defensive infielder in pre-season poll of CAA coaches by *College Baseball Insider* in 2011.

YEAR	CLUB	AVG	G	AB	R	H	2B	3B	HR	RBI	SH	SF	HP	BB	SO	SB	CS	E
2011	GCL Red Sox	.263	8	19	1	5	2	0	0	0	0	0	1	6	3	0	0	0
	Lowell	.276	11	29	3	8	2	0	0	3	0	0	0	3	1	0	0	4
Minor Lg. Totals		.271	19	48	4	13	4	0	0	3	0	0	1	9	4	0	0	4

NAVA, Daniel

OF

HT: 5'10"; **WT:** 200; **BATS:** Switch; **THROWS:** Left; **BORN:** 2/22/1983 in Redwood City, CA; **RESIDES:** Roseville, CA; **SIGNED BY:** Jared Porter (Red Sox); **ACQUIRED:** Signed by the Red Sox as a minor league free agent, 1/17/2008

2011: Spent the entire season with Triple-A Pawtucket and placed 3rd among International League leaders with 70 walks... Led Pawtucket with 69 runs and ranked among club leaders in games (2nd, 121), at-bats (2nd, 441), hits (3rd, 69), doubles (2nd, 27) and hit by pitches (T-2nd, 6)... Was designated for assignment on 5/20 and outrighted to Pawtucket 5 days later... Made 1 error in 167 total chances (.994) in 96 games between left field (94) and right field (4)... Reached base in 34 straight games from 5/26-7/5 while also hitting safely in 17 consecutive home games from 5/29-7/1, the longest such streaks in the IL in 2011... Went 2-for-10 (.200) with 2 walks in 3 IL playoff games... **2010:** Played 60 games over 3 stints with Boston in his 1st career Major League action... Selected to Boston's ML roster on 6/12 and debuted that day vs. PHI... Connected for a grand slam on his 1st pitch seen in the Major Leagues vs. PHI on 6/12, becoming the 2nd Major Leaguer ever to do that, also Kevin Kouzmanoff (9/2/06 at TEX with CLE)... Also doubled in that game, becoming the 1st player in ML history to have 2 extra-base hits, including a grand slam, in his debut... Started 44 games, all in left field, and did not commit an error in 67 chances... Reached safely in 42 of 58 Major League tilts with a plate appearance... Finished tied for 7th among AL rookie leaders with 14 doubles and 9th with 26 RBI... Reached base in each of his 1st 12 ML games, 6/12-25... Appeared in 29 games (25 starts) in his 1st stint with Boston from 6/12-7/21... Made 1 appearance as a pinch-hitter and stayed in the game in left field in his 2nd call-up from 8/2-3... Returned for the balance of the season on 8/17, appearing in 30 games (19 starts)... Was leading Pawtucket with a .294 average (58-for-197), 58 hits, 13 doubles (tied), 8 HR, 38 RBI, 28 runs, .364 on-base percentage, .492 slugging and 97 total bases in 54 games at time of his original selection to the ML roster on 6/12... **2009:** Led Red Sox farmhands with a .352 (80-for-227) average and a .458 on-base pct. in 61 games between Single-A Salem and Double-A Portland but did not qualify for season leaders... Made his season debut 6/12 but was limited to 6 June games... Returned in July and combined to reach safely in his 1st 17 contests... Ranked 2nd in the Carolina League with a .347 (26-for-75) clip in July... Reached base safely in 31 of 32 games with Portland after a promotion on 8/5, his 1st Double-A experience... Hit .382 (34-for-89) in August, 3rd in the Eastern League... Named Red Sox Minor League Offensive Player of the Month for August/September... **2008:** Won the California League batting title and led Red Sox minor leaguers with a .341 (110-for-323) average at Single-A Lancaster in his organizational debut after his contract was purchased from the Chico Outlaws of the independent Golden Baseball League... Led farm system qualifiers and ranked 2nd in the league in on-base pct. (.424)... Paced circuit qualifiers and ranked 2nd among Red Sox minor leaguers in on-base-plus-slugging (.948)... Finished 5th in the league among qualifiers in slugging (.523)... Hit .257 (9-for-35) in 9 playoff games with a club-best 7 runs... **2007:** Named top independent league prospect by *Baseball America* after leading the Chico Outlaws to the Golden Baseball League Championship as league MVP... Finished 2nd in the circuit's history in batting (.371)... Also ranked among GBL leaders in slugging (2nd, .625), total bases (2nd, 160), extra-base hits (T-2nd, 38), walks (3rd, 48), runs (3rd, 70), RBI (T-4th, 59) and homers (T-5th, 12)... **PERSONAL:** Led the West Coast Conference in batting (.395) on-base pct. (.495) and posted a 1.000 fielding percentage in 54 games in his only season with Santa Clara University as a senior in 2006... Hit over .400 in 2 seasons at the College of San Mateo in 2004-05.

YEAR	CLUB	AVG	G	AB	R	H	2B	3B	HR	RBI	SH	SF	HP	BB	SO	SB	CS	E
2007	Chico	.371	72	256	70	95	23	3	12	59	0	4	6	48	42	18	2	5
2008	Lancaster	.341	85	323	54	110	27	1	10	59	2	4	7	43	70	4	3	5
2009	Salem	.339	29	109	18	37	12	1	1	13	1	1	1	18	21	0	2	2
	Portland	.364	32	118	25	43	10	1	4	23	0	0	1	25	12	0	0	2
2010	Pawtucket	.289	77	284	41	82	16	1	10	48	0	2	11	28	64	4	2	1
	BOSTON	.242	60	161	23	39	14	1	1	26	0	0	8	19	46	1	1	0
2011	Pawtucket	.268	121	441	69	118	27	2	10	48	1	4	6	70	88	10	3	1
	Major Lg. Totals	.242	60	161	23	39	14	1	1	26	0	0	8	19	46	1	1	0
	Minor Lg. Totals	.306	344	1275	207	390	92	6	35	191	4	11	26	184	255	18	10	11

NEUMAN, Dennis Daniel

RHP

HT: 5'10"; **WT:** 175; **BATS:** Right; **THROWS:** Right; **BORN:** 10/18/1989 in Curacao, Curacao; **RESIDES:** Curacao, Curacao; **SIGNED BY:** Antonio Simmon; **ACQUIRED:** Signed by the Red Sox as an international free agent, 10/18/2006.

2011: Played majority of the season at Single-A Greenville with 3 short stints at High-A Salem and 2 at Triple-A Pawtucket... Went 2-5 with 7 saves and a 5.50 ERA (33 ER/54.0 IP) with 46 strikeouts and 36 walks in 36 games between the 3 stops... Tied for the Drive lead with 5 saves... Went 7-for-7 in save opportunities overall, all from 5/6-7/10... Spent time on the DL from 7/25-8/7... **2010:** Ranked 2nd in the Sox system with a club-high 14 saves for Greenville... Also led the Drive with 39 games finished (3rd in the South Atlantic League) and 43 appearances... Named a mid-season SAL All-Star and fanned all 3 batters faced in the exhibition, 6/22 in Greenville... Allowed earned runs in just 2 of 27 appearances from 5/17-8/20, going 8-for-8 in saves with a 0.76 ERA (3 ER/35.1 IP) in that span... Was 0-1 with 2 saves and a 3.38 ERA (1 ER/2.2 IP) in 3 playoff games... **2009:** Posted a career-best 1.78 ERA (7 ER/35.1 IP) between Greenville and Short-A Lowell... Began the year with 2 outings at Greenville... Joined Lowell for the New York-Penn League season and ranked among league relievers in opponent average (2nd, .147), games finished (3rd, 23) and fewest base runners per 9.0 IP (5th, 9.00)... Converted a club-high 7 saves (8 chances) and led Lowell relievers (min. 10.0 IP) in ERA (1.45), strikeouts (35) and outings (26)... Compiled a 0.35 ERA (1 ER/25.2) over his last 22 outings, 7/2-9/4... Appeared in 5 games for the Netherlands in the World Baseball Classic... **2008:** Went 2-0 with 3 saves and a 4.21 ERA (12 ER/25.2 IP) in 17 relief appearances over 2 stints each with the Gulf Coast Red Sox and Lowell... Did not allow a run in 9 games (10.2 IP) in the GCL... **2007:** Made his pro debut with the Dominican Summer League Red Sox and led the club with 21 games and 7 saves... Held foes scoreless in 15 of his 21 appearances.

MINOR LEAGUE PLAYERS, CONTINUED

YEAR	CLUB	W-L	ERA	G	GS	CG	SHO	SV	IP	H	R	ER	HR	HB	BB	SO	WP	BK
2007	DSL Red Sox	1-3	1.91	21	0	0	0	7	33.0	19	11	7	0	2	16	32	3	0
2008	GCL Red Sox	0-0	0.00	9	0	0	0	3	10.2	6	0	0	0	0	2	10	0	0
	Lowell	2-0	7.20	8	0	0	0	0	15.0	20	12	12	2	1	3	12	2	0
2009	Lowell	1-0	1.45	26	0	0	0	7	31.0	15	6	5	0	4	12	35	0	0
	Greenville	0-0	4.15	2	0	0	0	0	4.1	5	2	1	0	2	2	0	0	0
2010	Greenville	0-3	2.95	43	0	0	0	14	64.0	54	24	21	4	4	20	65	2	0
2011	Greenville	2-1	5.94	24	0	0	0	5	33.1	28	25	22	9	6	16	33	1	0
	Salem	0-3	5.40	7	0	0	0	0	11.2	15	8	7	2	1	12	8	3	0
	Pawtucket	0-1	4.00	5	0	0	0	2	9.0	6	9	4	0	0	8	5	0	0
Minor Lg. Totals		6-11	3.40	145	0	0	0	38	212.0	168	97	80	18	18	91	202	11	0

OGANDO, Nefi Ismael

RHP

HT: 6'2"; **WT:** 185; **BATS:** Right; **THROWS:** Right; **BORN:** 6/3/1989 in Santo Domingo, DR; **RESIDES:** Santo Domingo, DR; **SIGNED BY:** Manny Nanita; **ACQUIRED:** Signed by the Red Sox as an international free agent, 6/14/2010.

2011: Led Short-A Lowell with 49.0 innings pitched as a reliever...Ranked among club leaders in games (T-3rd, 15) and innings (3rd, 57.1) and was 3rd among qualifiers in ERA (2.83)...Held opponents to a .198 average (23-for-116) with runners on base...Went 1-3 with a 2.39 ERA (13 ER/49.0 IP) in 13 relief appearances and 0-2 with a 5.40 ERA (5 ER/8.1 IP) in 2 starts...Tossed 2.0 or more innings in all 13 relief outings...**2010:** Appeared in 11 games for the Red Sox Dominican Summer League team in his 1st pro campaign...Began the season in the bullpen but started each of his last 4 games, 7/30-8/20, going 2-1 with a 1.89 ERA (4 ER/19.0 IP) in that role...Recorded at least 1 strikeout in each of his last 10 outings.

YEAR	CLUB	W-L	ERA	G	GS	CG	SHO	SV	IP	H	R	ER	HR	HB	BB	SO	WP	BK
2010	DSL Red Sox	3-1	2.91	11	4	0	0	0	34.0	33	15	11	1	0	15	31	2	0
2011	Lowell	1-5	2.83	15	2	0	0	0	57.1	53	26	18	2	2	31	38	5	0
Minor Lg. Totals		4-6	2.86	26	6	0	0	0	91.1	86	41	29	3	2	46	69	7	0

OHLENDORF, Curtis R. (Ross) - See Page 232

RHP

OLIVARES, Gerardo Jonas

C

HT: 5'11"; **WT:** 185; **BATS:** Right; **THROWS:** Right; **BORN:** 8/14/1988 in San Francisco de Macoris, DR; **RESIDES:** San Francisco de Macoris, DR; **SIGNED BY:** Eddy Toledo; **ACQUIRED:** Selected from the Tampa Bay Rays in the Double-A phase of the Rule 5 Draft on 12/8/2011.

2011: Led Short-A Hudson Valley in slugging (.488) and average (.298) and was 2nd in OPS (.843) (min. 75 at-bats)...Appeared in 10 games as a catcher and 13 as a designated hitter...Caught 6 of 7 (85.7%) attempted base stealers...Hit in 14 of 15 games to start the season (6/17-7/17) including 10 straight from 6/17-7/1...Acquired from Tampa Bay in the Double-A phase of the Rule 5 Draft on 12/8...**2010:** Caught 16 of 40 (40.0%) attempted base stealers with Rookie-level Princeton...Hit .342 (13-for-38) in 12 games in August...**2009:** Led the Gulf Coast League Rays with 51 games, 179 at-bats, 46 hits, 12 doubles, 21 RBI and 60 total bases...Batted .338 (26-for-77) with runners on base...Caught 10 of 33 (30.3%) attempted base stealers...**2008:** Ranked among Dominican Summer League Rays leaders in hits (3rd, 54), doubles (2nd, 13), homers (T-1st, 4), RBI (T-2nd, 34) and total bases (T-3rd, 79) and placed 3rd among qualifiers in slugging (.407)...Caught 24 of 54 (44.4%) attempted base stealers...Batted .356 (16-for-45) with 2 homers in 13 games in August...Knocked a career-high 3 doubles on 6/2 vs. DSL White Sox...**2007:** Signed by Tampa Bay as an international free agent on 5/4 and assigned to the DSL...Ranked among club leaders in at-bats (3rd, 196), hits (3rd, 51) and doubles (T-3rd, 10) and placed among qualifiers in average (2nd, .260)...Caught 17 of 64 (26.6%) attempted base stealers...Hit .311 (14-for-45) in 16 games in June.

YEAR	CLUB	AVG	G	AB	R	H	2B	3B	HR	RBI	SH	SF	HP	BB	SO	SB	CS	E
2007	DSL Devil Rays	.260	56	196	27	51	10	1	1	21	1	2	6	14	27	3	1	6
2008	DSL Rays	.278	55	194	29	54	13	0	4	34	1	2	6	19	25	5	2	5
2009	GCL Rays	.257	51	179	16	46	12	1	0	21	0	2	4	11	24	0	0	5
2010	Princeton	.215	33	107	10	23	7	0	2	9	2	0	1	7	23	1	0	8
2011	Hudson Valley	.298	24	84	11	25	6	2	2	18	0	1	0	8	20	0	0	1
Minor Lg. Totals		.262	219	760	93	199	48	4	9	103	4	7	17	59	119	9	3	25

OLMSTED, Michael Robert

RHP

HT: 6'6"; **WT:** 245; **BATS:** Right; **THROWS:** Right; **BORN:** 5/2/1987 in Bellflower, CA; **RESIDES:** Huntington Beach, CA; **SIGNED BY:** Steve Leavitt (New York, NY); **ACQUIRED:** Signed by the Red Sox as a minor league free agent, 5/5/2011.

2011: Did not allow a run in 3 games with the Gulf Coast League Red Sox after signing as a minor league free agent on 5/5...Transferred to Single-A Greenville on 6/29 and tied for 3rd on the club with 4 saves...Held opponents scoreless over 8.2 innings in his final 6 appearances of the season beginning 8/11...Went 1-0 with 3 saves and a 1.80 ERA (3 ER/15.0 IP) in 9 relief outings in July...**2010:** Appeared in 3 games with the Fukuoka Softbank Hawks of Nippon Professional Baseball...**2009:** Did not appear in a game in the Mets system before his 4/17 release...**2008:** Began the year on the DL and started a 2-game rehab assignment with the GCL Mets on 7/22...Made 4 starts at Rookie-level Kingsport from 8/1-20 before being transferred to Single-A Savannah on 8/24...Went 2-1 with a 2.67 ERA (10 ER/33.2 IP) and 37 strikeouts in 8 starts between the 3 stops...**2007:** Reported to the GCL Mets on 7/21 after being selected in the 9th round of the First-Year Player Draft...Tossed 3.0 scoreless innings before being transferred to Kingsport on 7/28, where he held right-handers to a .129 average (8-for-62)...Earned 1st pro win on 8/25 at Bluefield...Transferred to Short-A Brooklyn on 8/30 and appeared in 2 games...Went 1-1 with a 2.52 ERA (10 ER/35.2 IP) and 36 strikeouts in 10 games (6 starts) between the 3 stops...**PERSONAL:** Made 24 appearances as a freshman at Cypress Junior College (CA) in 2007.

MINOR LEAGUE PLAYERS, CONTINUED

YEAR	CLUB	W-L	ERA	G	GS	CG	SHO	SV	IP	H	R	ER	HR	HB	BB	SO	WP	BK
2007	GCL Mets	0-0	0.00	2	0	0	0	0	3.0	1	0	0	0	1	1	8	0	0
	Kingsport	1-1	1.93	6	6	0	0	0	28.0	18	7	6	2	3	10	22	1	0
	Brooklyn	0-0	7.71	2	0	0	0	0	4.2	5	4	4	1	0	1	6	2	0
2008	GCL Mets	0-0	3.86	2	2	0	0	0	4.2	6	4	2	1	0	2	3	1	0
	Kingsport	1-1	1.83	4	4	0	0	0	19.2	11	4	4	1	1	5	23	4	0
	Savannah	1-0	3.86	2	2	0	0	0	9.1	12	4	4	1	0	3	11	2	0
2009								Did Not Play										
2010	Fukuoka	1-1	3.60	3	0	0	0	0	5.0	6	4	2	0	0	2	4	1	0
2011	GCL Red Sox	1-0	0.00	3	0	0	0	2	4.0	1	0	0	0	0	1	4	0	0
	Greenville	1-0	1.59	18	0	0	0	4	28.1	17	7	5	0	2	9	44	3	0
Minor Lg. Totals		5-2	2.21	39	14	0	0	6	101.2	71	30	25	6	7	32	121	13	09
Japan Totals		1-1	3.60	3	0	0	0	0	5.0	6	4	2	0	0	2	4	1	0

ORTEGA, Yunior Esteban

RHP

HT: 5'11"; **WT:** 170; **BATS:** Right; **THROWS:** Right; **BORN:** 8/10/1991 in Mao, DR; **RESIDES:** Puerto Plata, DR; **SIGNED BY:** Victor Torres; **ACQUIRED:** Signed by the Red Sox as an international free agent, 8/20/2008.

2011: Converted from a starter to a reliever to begin the season with the Gulf Coast League Red Sox...Ranked 5th in the GCL with 1.60 unintentional walks per 9.0 innings...Led the GCL Red Sox in games (20) and shared the lead in wins (5) and saves (4)...Held right-handed opponents to a .207 average (19-for-92)...Did not allow a run over 4 consecutive appearances from 7/11-20 (11.1 IP)...**2010:** Returned to the Dominican Summer League Red Sox and led club starters with a 1.91 ERA (15 ER/70.2 IP)...Paced the club in innings (70.2) and strikeouts (42) while tying for the lead in wins (5) and starts (14)...Posted a 4-1 record and a 1.24 ERA (7 ER/50.2 IP) over his 1st 10 starts, 5/29-7/23...Held opponents to 1 earned run or less in 10 of his 14 starts...Started team shutouts on 6/20 vs. the DSL Rays (6.0 IP), 7/14 vs. the DSL Royals (6.0 IP) and 7/23 at the DSL Mets2 (5.0 IP)...**2009:** Tied for 2nd on the DSL Red Sox with 5 wins in his 1st pro season and ranked 3rd among club qualifiers in ERA (1.84)...Issued just 15 walks and led the club with a 1.02 WHIP...Posted a 2.05 ERA (10 ER/44.0 IP) while going 5-0, tied for the DSL lead in wins, over an 8-start stretch from 6/18-7/29.

YEAR	CLUB	W-L	ERA	G	GS	CG	SHO	SV	IP	H	R	ER	HR	HB	BB	SO	WP	BK
2009	DSL Red Sox	5-1	1.84	13	13	0	0	0	63.2	50	20	13	2	3	15	58	3	0
2010	DSL Red Sox	5-1	1.91	14	14	0	0	0	70.2	60	21	15	1	7	21	42	4	0
2011	GCL Red Sox	5-3	3.43	20	0	0	0	4	39.1	32	17	15	5	1	8	33	2	3
Minor Lg. Totals		15-5	2.23	47	27	0	0	4	173.2	142	58	43	8	11	44	133	9	3

OTT, Matthew Tyler (Matty)

RHP

HT: 6'1"; **WT:** 190; **BATS:** Right; **THROWS:** Right; **BORN:** 4/20/1990 in New Orleans, LA; **RESIDES:** Walker, LA; **SIGNED BY:** Matt Dorey; **ACQUIRED:** Red Sox 16th pick (13th round, 412th overall) in the 2011 First-Year Player Draft.

2011: Made his pro debut with Short-A Lowell on 7/5 and appeared in 14 games in relief with the Spinners...Held right-handed opponents to a .170 average (9-for-53)...Earned the win in 2 of his 1st 3 career outings...Allowed 1 run in 11.1 innings over 1st 5 appearances from 7/5-22...**PERSONAL:** Played 3 seasons for Louisiana State University (2009-11), setting the school record with 33 saves...Named a 2nd-Team All-American and 1st-Team All-Southeastern Conference as a freshman in 2009 after setting a single-season school record with 16 saves and helping the Tigers to the National Championship...Played for Harwich of the Cape Cod League in 2010 and was selected as a Cape League All-Star.

YEAR	CLUB	W-L	ERA	G	GS	CG	SHO	SV	IP	H	R	ER	HR	HB	BB	SO	WP	BK
2011	Lowell	2-0	3.75	14	0	0	0	0	24.0	20	11	10	1	0	9	20	2	0

OWENS, Henry C.

LHP

HT: 6'6"; **WT:** 190; **BATS:** Left; **THROWS:** Left; **BORN:** 7/21/1992 in Orange, CA; **RESIDES:** Huntington Beach, CA; **SIGNED BY:** Tom Battista; **ACQUIRED:** Red Sox 3rd pick (sandwich pick between the 1st and 2nd rounds, 36th overall) in the 2011 First-Year Player Draft.

2012: Will be his 1st pro season...**PERSONAL:** Named the Cal-Hi Sports Mr. Baseball State Player of the Year after going 12-1 with 3 saves, a 1.15 ERA and 140 strikeouts over 91.2 innings as a senior at Edison (CA) High School in 2011...Earned 2011 Sunset League Pitcher of the Year honors, his 2nd straight year garnering the award...Selected as a 2011 Louisville Slugger High School All-American.

PADILLA, Vicente D. - See Page 247

RHP

PADRON, Jorge Alberto

1B/OF

HT: 6'1"; **WT:** 200; **BATS:** Left; **THROWS:** Left; **BORN:** 7/20/1986 in Pinar del Rio, Cuba; **RESIDES:** Cancun, Mexico; **SIGNED BY:** Craig Shipley and Todd Claus; **ACQUIRED:** Signed by the Red Sox as an international free agent, 3/30/2010.

2011: Batted .247 (116-for-469) with 19 doubles, 7 homers, 55 RBI, 50 runs and 42 walks in 127 games between High-A Salem and Double-A Portland...Appeared in 64 games at first base, 17 at left field and 46 at designated hitter...Began the season with Portland and knocked a grand slam on 5/6 vs. New Britain...Transferred to Salem on 6/29 and batted .292 (31-for-106) in 30 home games...**2010:** Hit .280 (85-for-304) with 1 homer and 36 RBI over 78 games between Salem and Portland in his 1st pro season in the United States...Debuted with Salem on 6/7 and hit safely in his last 9 games with the club before a 7/15 transfer to Portland...Split time between left field (50 games) and first base (23)...**PERSONAL:** Played 5 seasons for Pinar del Rio in Cuba's major league Serie Nacional from 2004-05 through the 2008-09 campaign.

MINOR LEAGUE PLAYERS, CONTINUED

YEAR	CLUB	AVG	G	AB	R	H	2B	3B	HR	RBI	SH	SF	HP	BB	SO	SB	CS	E
2010	Salem	.270	31	122	14	33	10	0	1	17	0	1	0	10	18	0	0	7
	Portland	.286	47	182	15	52	10	0	0	19	1	2	1	10	23	2	0	1
2011	Salem	.248	60	226	26	56	12	3	2	27	0	2	3	21	25	0	0	1
	Portland	.247	67	243	24	60	7	1	5	28	0	3	0	21	21	1	0	5
Minor Lg. Totals		.260	205	773	79	201	39	4	8	91	1	8	4	62	87	3	0	14

PARTHEMORE, Reynolds Patrick (Renny)

RHP

HT: 6'5"; **WT:** 190; **BATS:** Right; **THROWS:** Right; **BORN:** 4/7/1991 in Harrisburg, PA; **RESIDES:** New Cumberland, PA; **SIGNED BY:** Chris Calciano; **ACQUIRED:** Red Sox 18th pick (18th round, 558th overall) in the 2009 First-Year Player Draft.

2011: Made pro debut with the Gulf Coast League Red Sox...Did not surrender a homer in 30.0 innings...Held left-handed opponents to a .135 average (5-for-37)...Did not allow an earned run in 14.1 innings over 7 appearances to start the season from 6/21-7/25...**2010:** Did not play due to injury...**PERSONAL:** Graduated from Cedar Cliffs (PA) High School in 2009...Struck out 25 batters in 25.2 innings as a senior, going 3-3 with a 3.05 ERA.

YEAR	CLUB	W-L	ERA	G	GS	CG	SHO	SV	IP	H	R	ER	HR	HB	BB	SO	WP	BK
2010									Did Not Play Due to Injury									
2011	GCL Red Sox	4-1	3.30	14	0	0	0	0	30.0	18	15	11	0	8	20	27	4	0
Minor Lg. Totals		4-1	3.30	14	0	0	0	0	30.0	18	15	11	0	8	20	27	4	0

PELEY, Josue J.

C

HT: 6'0"; **WT:** 177; **BATS:** Right; **THROWS:** Right; **BORN:** 12/24/1987 in Valencia, VZ; **RESIDES:** Montreal, Canada; **SIGNED BY:** Mike Leuzinger (Pirates); **ACQUIRED:** From the Pittsburgh Pirates in exchange for OF Jonathan Van Every, 5/31/2010.

2011: Batted .287 (49-for-171) in 49 games between Single-A Greenville and High-A Salem...Started the season on the DL and made his 1st appearance with the Drive on 5/15...Transferred to Salem on 6/13...Went 5-for-16 (.313) in 5 July games prior to a 2nd stint on the DL from 7/21-31...Threw out 12 of 53 (22.6%) attempted base stealers between both stops...**2010:** Combined to hit .222 (44-for-198) with 15 RBI over 56 games between the Pirates Single-A West Virginia affiliate, Short-A Lowell and Double-A Portland...Assigned to Lowell after a 5/31 trade and joined the Sea Dogs on 6/23 before returning to the Spinners on 7/22...Ranked 2nd among Lowell hitters (min. 50 at-bats) with a .291 clip (32-for-110)...Threw out a combined 39.1% (27-of-69) attempted base stealers...**2009:** Served as the primary catcher for Single-A West Virginia with a club-high 66 contests behind the plate...Set career highs in games (67), at-bats (224), runs (18), RBI (24) and walks (16)...Threw out 37 of 85 (43.5%) attempted base stealers...**2008:** Led Short-A State College with 33 games caught...Hit safely in 9 of 10 games, 7/12-8/15...**2007:** Made his pro debut with the Gulf Coast League Pirates...Connected for his 1st pro homer, 7/18 vs. the GCL Reds...**PERSONAL:** Hit .345 with 17 doubles and 2 homers in 51 games with Seminole State (FL) College in 2006...Was selected by Washington in the 25th round of the 2005 First-Year Player Draft but did not sign.

YEAR	CLUB	AVG	G	AB	R	H	2B	3B	HR	RBI	SH	SF	HP	BB	SO	SB	CS	E
2007	GCL Pirates	.252	31	115	14	29	4	2	1	16	0	2	2	5	16	3	0	6
2008	State College	.191	33	115	7	22	4	0	0	10	1	0	1	7	19	1	0	3
2009	West Virginia	.188	67	224	18	42	8	1	0	24	1	2	2	16	41	2	1	3
2010	West Virginia	.179	19	67	5	12	4	0	0	6	0	1	1	3	14	0	0	1
	Lowell	.291	31	110	10	32	6	3	0	9	0	1	2	4	16	3	1	4
	Portland	.000	6	21	0	0	0	0	0	0	0	0	0	1	6	0	0	0
2011	Greenville	.313	13	48	6	15	4	0	0	3	0	1	2	3	5	2	1	0
	Salem	.276	36	123	17	34	6	0	0	9	1	2	0	7	27	4	1	2
Minor Lg. Totals		.226	236	823	77	186	36	6	1	77	3	9	10	46	144	15	4	19

PENA, Miguel Eduardo

LHP

HT: 6'2"; **WT:** 175; **BATS:** Left; **THROWS:** Left; **BORN:** 10/24/1990 in Mission, TX; **RESIDES:** Mission, TX; **SIGNED BY:** Matt Dorey; **ACQUIRED:** Red Sox 9th pick (6th round, 202nd overall) in the 2011 First-Year Player Draft.

2011: Made pro debut in 5 games with Short-A Lowell before a season-ending DL stint beginning 7/22...Struck out 22 in 15.1 innings...Allowed 1 run on 4 hits and 1 walk over 7.1 innings in 2 starts...**PERSONAL:** Went 10-3 with a team-best 1.91 ERA (18 ER/85.0 IP) and 93 strikeouts in 14 starts for San Jacinto College North (TX) in 2011...Earned a National Junior College Athletic Association All-American honorable mention and was unanimous All-Region XIV South Conference in 2011...Selected by San Diego in the 13th round of the 2010 First-Year Player Draft and Washington in the 5th round of the 2009 First-Year Player Draft but did not sign with either club.

YEAR	CLUB	W-L	ERA	G	GS	CG	SHO	SV	IP	H	R	ER	HR	HB	BB	SO	WP	BK
2011	Lowell	1-0	2.35	5	2	0	0	0	15.1	10	4	4	0	0	3	22	1	1

PENA, Tony Francisco Jr. - See Page 261

RHP

PEREZ, Oscar Andres

C

HT: 6'1"; **WT:** 185; **BATS:** Right; **THROWS:** Right; **BORN:** 11/9/1991 in Caracas, VZ; **RESIDES:** Miranda, VZ; **SIGNED BY:** Fernando Veracerto; **ACQUIRED:** Signed by the Red Sox as an international free agent, 7/2/2008.

2011: In 47 games between the Gulf Coast League Red Sox and Short-A Lowell, batted .179 (26-for-145)...Caught 21 of 43 (48.8%) attempted bases stealers to lead the GCL and 24 of 55 (43.6%) between both stops...Transferred to Lowell on 8/19...After the season, played 2 games for Tiburones de La Guaira of the Venezuelan Winter League...**2010:** Led the GCL

MINOR LEAGUE PLAYERS, CONTINUED

Red Sox with 30 games behind the plate...Ranked among GCL catchers in double plays turned (1st, 5th), assists (T-1st, 31) and caught stealing pct. (3rd, 37.5%, 18 of 48)...Hit a team-high .351 (13-for-37) in 14 July games...**2009:** Led the Dominican Summer League Red Sox with 46 games caught in his 1st pro season...Threw out a league-high 45 runners attempting to steal and ranked 4th among qualifying DSL backstops with a 44.1% caught stealing pct. (102 attempts)...Tied for 3rd on the team with 11 doubles...Began the season batting .289 (22-for-76) with 8 extra-base hits (7 doubles, 1 home run) and 13 RBI in 19 June games.

YEAR	CLUB	AVG	G	AB	R	H	2B	3B	HR	RBI	SH	SF	HP	BB	SO	SB	CS	E
2009	DSL Red Sox	.210	52	195	26	41	11	1	1	23	0	1	5	17	41	4	0	6
2010	GCL Red Sox	.250	30	84	7	21	1	0	0	6	0	0	0	6	23	2	0	5
2011	GCL Red Sox	.194	36	108	8	21	3	1	1	9	2	2	0	8	24	2	1	3
	Lowell	.135	11	37	1	5	0	0	0	1	1	0	0	0	6	0	0	2
Minor Lg. Totals		.208	129	424	42	88	15	2	2	39	3	3	5	31	94	8	1	16

PERKINS, Kendrick Artez

OF

HT: 6'2"; **WT:** 225; **BATS:** Left; **THROWS:** Right; **BORN:** 9/12/1991 in La Porte, TX; **RESIDES:** La Porte, TX; **SIGNED BY:** Matt Dorey; **ACQUIRED:** Red Sox 8th pick (6th round, 203rd overall) in the 2010 First-Year Player Draft.

2011: Led the Gulf Coast League Red Sox with 11 doubles and 27 walks...Ranked among club leaders in games (2nd, 49), at-bats (3rd, 171), runs (2nd, 24), hits (3rd, 44), homers (T-3rd, 3) and RBI (2nd, 19)...Batted .310 (13-for-42) with 3 home runs with runners on base and 2 outs...Set season highs with 3 doubles on 7/18 at the GCL Rays and 2 homers and 4 RBI on 7/25 vs. the GCL Rays...**2010:** Appeared in 3 games with the GCL Red Sox in his pro debut...**PERSONAL:** Hit .421 with 4 home runs and 26 RBI as a senior at La Porte (TX) High School in 2010...Had committed to playing both baseball and football at Texas A&M University before signing with Boston.

YEAR	CLUB	AVG	G	AB	R	H	2B	3B	HR	RBI	SH	SF	HP	BB	SO	SB	CS	E
2010	GCL Red Sox	.000	3	7	1	0	0	0	0	1	0	1	0	1	7	0	0	0
2011	GCL Red Sox	.257	49	171	24	44	11	1	3	19	1	0	1	27	62	1	2	2
Minor Lg. Totals		.247	52	178	25	44	11	1	3	20	1	1	1	28	69	1	2	2

PICHARDO, Wilfred Enrique

OF

HT: 5'9"; **WT:** 146; **BATS:** Switch; **THROWS:** Right; **BORN:** 10/28/1989 in Santo Domingo, DR; **RESIDES:** Santo Domingo, DR; **SIGNED BY:** Pablo Lantigua; **ACQUIRED:** Signed by the Red Sox as an international free agent, 7/25/2006.

2011: Started the season on the DL...Pinch hit in 1 game at Triple-A Pawtucket on 5/23 before splitting the remainder of his season at High-A Salem and then Single-A Greenville...Batted .276 (50-for-181) in 50 games between the 3 stops, including a .342 mark (38-for-111) against right-handers...Transferred to the Drive on 7/12 and went 12-for-33 (.364) in 10 games in August while enduring another pair of DL stints...**2010:** Spent most of the season with Greenville but missed time on the DL from 5/22-8/1...Played 13 rehab games in the Gulf Coast League...Ranked 5th among all Red Sox minor leaguers with 37 stolen bases between both stops...Did not appear on the field in his last 45 combined tilts beginning 5/6...Stole 10 bags without being caught over his last 13 games with the Drive, 8/16-9/6...**2009:** Led the Red Sox farm system and all Short-A leagues with a franchise-record 32 stolen bases for Lowell...Ranked 2nd in the Sox system and 9th in the circuit with a .302 average (74-for-245), 10th among all switch-hitting minor leaguers...Tied for 4th in the league in hits...Named New York-Penn League Player of the Week for 8/17-23...Named Red Sox Minor League Base Stealer of the Month for August/September...Hit .154 (2-for-13) in 3 playoff tilts...Rated by *Baseball America's* 2010 Best Tools survey as the fastest base runner in the Sox system...**2008:** Swiped 42 bases for the GCL Red Sox, the GCL's largest total since 1991 (NYY's Abdiel Cumberbatch, 45)...Ranked among GCL leaders in at-bats (3rd, 202), runs (T-3rd, 36), hits (5th, 60) and games (5th, 52)...Hit a club-best .361 (22-for-61) vs. right-handers and .297 (60-for-202) overall, 3rd on the team...Named Red Sox Minor League Base Stealer of the Month for both July and August/September...Stole at least 1 base in 10 straight games (13 total) from 7/26-8/7...Was the GCL's leading hitter with a .427 clip (32-for-72) in August...Was promoted to Lowell on 8/28 after the GCL season...**2007:** Ranked among Dominican Summer League leaders in triples (T-2nd, 7), steals (3rd, 33) and runs (T-4th, 55)...Reached safely in 37 of his 1st 38 games through 7/19, including 23 straight from 6/2-30...Named Red Sox Minor League Base Stealer of the Month for August.

YEAR	CLUB	AVG	G	AB	R	H	2B	3B	HR	RBI	SH	SF	HP	BB	SO	SB	CS	E
2007	DSL Red Sox	.241	68	270	55	65	7	7	0	14	5	2	6	37	63	33	6	18
2008	GCL Red Sox	.297	52	202	36	60	4	2	0	11	4	0	1	18	47	42	9	6
	Lowell	.286	3	7	0	2	0	0	0	0	0	0	0	0	0	1	1	0
2009	Lowell	.302	62	245	39	74	14	1	2	21	2	1	1	18	76	32	9	9
2010	GCL Red Sox	.239	13	46	5	11	1	0	1	5	0	0	0	1	15	4	0	0
	Greenville	.237	50	169	28	40	7	1	0	13	3	0	2	22	49	29	7	2
2011	Greenville	.309	26	94	9	29	7	1	0	5	3	0	0	2	23	6	3	1
	Salem	.244	23	86	8	21	4	1	0	6	3	2	1	3	28	2	5	0
	Pawtucket	.000	1	1	0	0	0	0	0	0	0	0	0	0	1	0	0	0
Minor Lg. Totals		.270	298	1120	180	302	44	13	3	75	20	5	11	101	302	149	40	36

PORTICE, Eammon E.

RHP

HT: 6'2"; **WT:** 185; **BATS:** Right; **THROWS:** Right; **BORN:** 6/18/1985 in Ft. Lauderdale, FL; **RESIDES:** Oakland Park, FL; **SIGNED BY:** Quincy Boyd; **ACQUIRED:** Red Sox 13th pick (12th round, 384th overall) in the 2007 First-Year Player Draft.

2011: Returned to Double-A Portland and led the club with 9.79 strikeouts per 9.0 innings (87 K/80.0 IP), the 4th highest mark among Eastern League hurlers...Tied for the team lead with 37 appearances and ranked 3rd in total strikeouts...Held

MINOR LEAGUE PLAYERS, CONTINUED

left-handed opponents to a .199 average (29-for-146)...Went at least 2.0 innings in 26 of 37 outings...Posted a 3.29 ERA (5 ER/13.2 IP) in 5 games in April...Fanned 6 batters in 2.2 innings on 7/28 vs. Altoona...**2010:** Spent his 1st season with Portland and finished 2nd on the club in strikeouts (96) and holds (6)...Set a career high with 40 appearances, including 1 start...Recorded more than 3 outs in 37 of his 39 relief appearances and fanned at least 1 batter in 37 relief outings...Went 3-1 with a 6.57 ERA (9 ER/12.1 IP) in 6 games (3 starts) for Peoria in the Arizona Fall League...**2009:** Claimed the Carolina League strikeout title with 141 K's for High-A Salem, the most by a Sox farmhand since 2007 (RHP Clay Buchholz, 193)...Led High-A hurlers and ranked 11th among all qualifying minor leaguers with 9.89 K's per 9.0 IP (128.1 IP)...Tied for the team lead with 8 wins and ranked 2nd among club qualifiers with a 4.35 ERA (62 ER)...Paced club starters (min. 50.0 IP) with a 1.28 WHIP...Lost his only playoff start (3 ER/6.0 IP)...**2008:** Went 4-4 with a 3.50 ERA (29 ER/74.2 IP) between Single-A Greenville and the Gulf Coast League Red Sox...Pitched primarily in Greenville and ranked 2nd on the club with 10.0 strikeouts per 9.0 IP (80 K's)...Hit the DL on 6/10 and made 2 rehab appearances in the GCL...Following the season, went 0-1 with a 6.14 ERA (5 ER/7.1 IP) in 5 relief outings for Scottsdale of the Arizona Fall League...**2007:** Averaged 12.0 strikeouts per 9.0 IP (43 K's/32.1 IP) in his 1st pro season with Short-A Lowell...**PERSONAL:** Went 6-8 with a 4.11 ERA (48 ER/105.0 IP) and 120 strikeouts in 17 starts as a junior at High Point (NC) University in 2007...Named 2nd-team All-Big South as a sophomore in 2006...Played for Bourne of the Cape Cod League.

YEAR	CLUB	W-L	ERA	G	GS	CG	SHO	SV	IP	H	R	ER	HR	HB	BB	SO	WP	BK
2007	Lowell	0-2	5.29	14	0	0	0	0	32.1	28	22	19	2	1	17	43	10	1
2008	GCL Red Sox	0-0	0.00	2	1	0	0	0	3.0	2	0	0	0	0	2	1	0	0
	Greenville	4-4	3.64	18	11	0	0	0	71.2	62	43	29	8	2	26	80	9	2
2009	Salem	8-8	4.35	25	25	0	0	0	128.1	128	67	62	12	4	36	141	9	0
2010	Portland	3-7	4.65	40	1	0	0	0	93.0	102	57	48	9	5	25	96	12	0
2011	Portland	4-8	4.84	37	0	0	0	0	80.0	72	51	43	12	1	33	87	9	1
Minor Lg. Totals		19-29	4.43	136	38	0	0	0	408.1	394	240	201	43	13	139	448	49	4

PRESSLY, Thomas Ryan (Ryan)

RHP

HT: 6'3"; **WT:** 175; **BATS:** Right; **THROWS:** Right; **BORN:** 12/15/1988 in Dallas, TX; **RESIDES:** Highland Village, TX; **SIGNED BY:** Jim Robinson; **ACQUIRED:** Red Sox 12th pick (11th round, 354th overall) in the 2007 First-Year Player Draft.

2011: Tied for the High-A Salem and Carolina League lead with a career-high 26 starts...Led the club with a career-high 130.0 innings...Tossed at least 5.0 innings in 17 of 26 outings...Recorded at least 1 strikeout in all but 1 appearance...Went 3-0 with a 2.33 ERA (5 ER/19.1 IP) in 4 starts in April...**2010:** Placed 7th among qualifying Red Sox minor leaguers with a 3.72 ERA (47 ER/113.2 IP) with Single-A Greenville...Tied for 2nd on the Drive with 24 starts...Held opponents to 3 runs or less in 22 of his 24 starts, including 11 straight from 7/4-8/30 (3-1, 2.56 ERA, 17 ER/59.2 IP)...**2009:** Pitched for Short-A Lowell, ranking among club leaders in strikeouts (T-1st, 64) and wins (T-2nd, 6)...Led the team (min. 35.0 IP) with 9.65 K's per 9.0 IP...Went 3-0 with a 0.86 ERA (2 ER/21.1 IP) in his 1st 4 starts...Appeared in 1 playoff game (1 ER/3.0 IP)...**2008:** Went 1-4 with a 3.79 ERA (17 ER/40.1 IP) for the Gulf Coast League Red Sox in his 1st pro season...Compiled a 0-4 record and a 4.21 ERA (17 ER/36.1 IP) in 9 starts, tied for the club lead...**PERSONAL:** Graduated from Marcus (TX) High School.

YEAR	CLUB	W-L	ERA	G	GS	CG	SHO	SV	IP	H	R	ER	HR	HB	BB	SO	WP	BK
2008	GCL Red Sox	1-4	3.79	10	9	0	0	0	40.1	41	18	17	2	3	21	34	4	0
2009	Lowell	6-4	3.17	13	11	0	0	0	59.2	48	22	21	1	2	25	64	7	0
2010	Greenville	5-7	3.72	26	24	0	0	0	113.2	110	55	47	9	5	43	96	5	0
2011	Salem	6-11	4.50	26	26	0	0	0	130.0	125	84	65	9	13	53	72	11	0
Minor Lg. Totals		18-26	3.93	75	70	0	0	0	343.2	324	179	150	21	23	142	266	27	0

PRICE, Matthew Alexander

RHP

HT: 6'3"; **WT:** 185; **BATS:** Right; **THROWS:** Right; **BORN:** 7/8/1989 in Atlanta, GA; **RESIDES:** Marietta, GA; **SIGNED BY:** Chris Calciano; **ACQUIRED:** Red Sox 10th pick (8th round, 263rd overall) in the 2010 First-Year Player Draft.

2011: Made his pro debut in 3 games between the Gulf Coast League Red Sox and Single-A Greenville...**PERSONAL:** Went 7-4 with a 4.95 ERA and 85 K's in 91.0 innings over 17 games (15 starts) for Virginia Tech as a sophomore in 2010, leading the Hookies in wins and innings...Selected by Atlanta in the 34th round of the 2008 First-Year Player Draft but did not sign.

YEAR	CLUB	W-L	ERA	G	GS	CG	SHO	SV	IP	H	R	ER	HR	HB	BB	SO	WP	BK
2011	GCL Red Sox	0-0	4.50	2	2	0	0	0	2.0	2	1	1	0	0	1	3	0	0
	Greenville	0-0	6.75	1	0	0	0	0	1.1	3	1	1	0	0	1	1	0	0
Minor Lg. Totals		0-0	5.40	3	2	0	0	0	3.1	5	2	2	0	0	2	4	0	0

RAMIREZ, Noe

RHP

HT: 6'3"; **WT:** 180; **BATS:** Right; **THROWS:** Right; **BORN:** 12/22/1989 in Los Angeles, CA; **RESIDES:** Los Angeles, CA; **SIGNED BY:** Jim Woodward; **ACQUIRED:** Red Sox 7th pick (4th round, 142nd overall) in the 2011 First-Year Player Draft.

2012: Will be his 1st pro season...**2011:** Following the season, rated by *Baseball America* as having the best changeup in the Red Sox system...**PERSONAL:** Went 8-4 with a 1.69 ERA (17 ER/90.2 IP) and 103 strikeouts while holding opponents to a .179 average in 14 appearances (13 starts) as a junior at California State University-Fullerton in 2011...Earned 2nd-Team All-American honors from Collegiate Baseball and named All-Big West Conference 1st Team...Played for USA Baseball's Collegiate National Team in 2010, earning the silver medal at the V FISU World University Baseball Championships in Japan.

RAMOS, Henry

OF

HT: 6'2"; **WT:** 187; **BATS:** Switch; **THROWS:** Right; **BORN:** 4/15/1992 in Maunabo, PR; **RESIDES:** Maunabo, PR; **SIGNED BY:** Edgar Perez; **ACQUIRED:** Red Sox 7th pick (5th round, 173rd overall) in the 2010 First-Year Player Draft.

2011: Tied for 2nd on Single-A Greenville with 4 triples...Appeared in 52 games in center field, 29 games in right field and 5 at designated hitter...Scored a career-high 4 runs on 6/1 at Hagerstown...Hit safely in 15 consecutive games at a .393 clip (24-for-61) with 5 doubles, 2 triples and 7 RBI for the Drive from 7/4-22...Recorded a career-high 4 hits on 9/4 at Hickory...Went 10-for-24 (.417) over his final 6 games...After the season, batted .273 (9-for-33) in 18 games with Ponce of the Puerto Rico Baseball League...**2010:** Hit .281 (45-for-160) with 3 homers and 28 RBI between the Gulf Coast League Red Sox and Short-A Lowell...Led Boston's GCL qualifiers in batting (.309), finished 2nd in OBP (.370) and OPS (.819) and 3rd in slugging (.449)...Batted .330 (37-for-112) over his final 35 games in the GCL before joining the Spinners on 8/28...Hit .428 (18-for-42) with runners in scoring position...Named the No. 19 prospect in the GCL by *Baseball America*...Played in 23 games with Ponce of the PWL...**PERSONAL:** Attended Alfonso Casta Martinez (PR) High School.

YEAR	CLUB	AVG	G	AB	R	H	2B	3B	HR	RBI	SH	SF	HP	BB	SO	SB	CS	E
2010	GCL Red Sox	.309	43	136	18	42	8	1	3	26	2	3	3	12	28	12	6	4
2011	Lowell	.125	7	24	1	3	0	0	0	2	0	0	0	1	8	0	0	2
	Greenville	.262	85	332	40	87	17	4	5	43	0	3	2	17	76	15	6	7
Minor Lg. Totals		.268	135	492	59	132	25	5	8	71	2	6	5	30	112	27	12	13

RANAUDO, Anthony R.

RHP

HT: 6'7"; **WT:** 231; **BATS:** Right; **THROWS:** Right; **BORN:** 9/9/1989 in Freehold, NJ; **RESIDES:** Jackson, NJ; **SIGNED BY:** Matt Dorey; **ACQUIRED:** Red Sox 3rd pick (sandwich pick between the 1st and 2nd rounds, 39th overall) in the 2010 First-Year Player Draft.

2011: Went 9-6 with a 3.97 ERA (56 ER/127.0 IP) and 117 strikeouts in 26 games between Single-A Greenville and High-A Salem in his pro debut...Ranked 6th among Red Sox minor leaguers in strikeouts...Fanned 8 in 4.2 innings on 4/25 vs. Greensboro...Named South Atlantic League Pitcher of the Week for 5/2-8 after tossing 6.0 scoreless innings and allowing 1 hit and 1 walk in his only start of the week on 5/6 at Kannapolis...Selected as Red Sox Minor League Pitcher for May after going 3-0 with a 3.65 ERA (10 ER/24.2 IP) and 26 strikeouts in 5 starts...Transferred to Salem on 5/31...Went 2-0 with a 2.00 ERA (4 ER/18.0 IP) and 22 strikeouts in 4 starts in August...Following the season, ranked by *Baseball America* as Boston's No. 1 pitching prospect, No. 4 prospect overall, and as having the best curveball in the Red Sox system...Selected as the No. 14 prospect overall in the Carolina League by the same publication...**PERSONAL:** Went 5-2 with a 7.32 ERA and 54 strikeouts in 51.2 innings over 15 games (11 starts) for Louisiana State University as a junior in 2010...Pitched for Brewster of the Cape Cod League before signing and did not allow an earned run over 5 starts, going 3-0 with 10 hits allowed and 31 strikeouts in 29.2 innings...Was 12-3 with a 3.04 ERA for the Tigers as a sophomore...Earned the win in the clinching game of the 2009 College World Series...Entered 2010 rated as the draft's top pitching prospect by *Baseball America*...Was selected by Texas in the 11th round of the 2007 First-Year Player Draft but did not sign.

YEAR	CLUB	W-L	ERA	G	GS	CG	SHO	SV	IP	H	R	ER	HR	HB	BB	SO	WP	BK
2011	Greenville	4-1	3.33	10	10	0	0	0	46.0	35	20	17	4	4	16	50	1	0
	Salem	5-5	4.33	16	16	0	0	0	81.0	80	43	39	6	9	30	67	6	0
Minor Lg. Totals		9-6	3.97	26	26	0	0	0	127.0	115	63	56	10	13	46	117	7	0

RENFROE, David C.

3B

HT: 6'3"; **WT:** 200; **BATS:** Right; **THROWS:** Right; **BORN:** 11/16/1990 in Charlotte, NC; **RESIDES:** Batesville, MS; **SIGNED BY:** Danny Watkins; **ACQUIRED:** Red Sox 3rd pick (3rd round, 107th overall) in the 2009 First-Year Player Draft.

2011: Ranked 3rd on Single-A Greenville with 107 games...Batted .391 (25-for-64) with 8 doubles and 3 homers in 17 day games...Went 4-for-10 (.400) with the bases loaded...Hit in 15 of 19 games in June, posting a .348 (24-for-69) clip...**2010:** Played 58 games in his pro debut with Short-A Lowell, including a team-high 44 at third base...Connected for his 1st pro homer, a 2-run shot, 7/22 at Brooklyn...Notched multiple hits in 3 of 4 contests, 8/4-10 (.375, 6-for-16)...Hit .342 (13-for-38) during a season-high, 10-game hit streak, 7/29-8/10...**PERSONAL:** Had committed to play quarterback at the University of Mississippi after starring in both baseball and football at South Panola (MS) High School...Played shortstop and pitched in high school, hitting .470 with 7 home runs, 35 RBI and 18 stolen bases as a senior in 2009...His father, Laddie, appeared in 4 Major League games as a reliever for the Cubs in 1991.

YEAR	CLUB	AVG	G	AB	R	H	2B	3B	HR	RBI	SH	SF	HP	BB	SO	SB	CS	E
2010	Lowell	.190	58	200	22	38	8	0	2	13	1	0	1	20	68	1	1	15
2011	Greenville	.240	107	387	43	93	23	3	8	45	0	4	4	28	106	4	3	17
Minor Lg. Totals		.223	165	587	65	131	31	3	10	58	1	4	5	48	174	5	4	32

REPKO, Jason - See Page 271

OF

REYES, Pedro Jose

LHP

HT: 5'11"; **WT:** 151; **BATS:** Left; **THROWS:** Left; **BORN:** 5/28/1993 in Angelina Cotui, DR; **RESIDES:** Angelina Cotui, DR; **SIGNED BY:** Manny Nanita; **ACQUIRED:** Signed by the Red Sox as an international free agent, 1/18/2010.

2011: Named the Red Sox Minor League Latin Program Pitcher of the Year after leading the Dominican Summer League Sox in starts (14), innings (68.2) and strikeouts (55)...Went at least 5.0 innings in each of his last 12 starts...Held opponents to a .195 average (8-for-41) with runners on and 2 outs...Went 2-1 with a 2.16 ERA (6 ER/25.0 IP) in 5 starts in July...Surrendered 1 hit over 5.0 scoreless innings on 7/31 vs. the DSL Mets...**2010:** Appeared in 8 games in the DSL in his pro debut.

YEAR	CLUB	W-L	ERA	G	GS	CG	SHO	SV	IP	H	R	ER	HR	HB	BB	SO	WP	BK
2010	DSL Red Sox	1-1	4.38	8	0	0	0	0	12.1	9	9	6	0	1	13	8	4	0
2011	DSL Red Sox	5-2	2.88	14	14	0	0	0	68.2	56	31	22	2	2	13	55	11	1
Minor Lg. Totals		6-3	3.11	22	14	0	0	0	81.0	65	40	28	2	3	26	63	15	1

REYES, Roberto L.**C**

HT: 6'3"; **WT:** 235; **BATS:** Right; **THROWS:** Right; **BORN:** 8/1/1990 in Bani, DR; **RESIDES:** Lynn, MA; **SIGNED BY:** Ray Fagnant; **ACQUIRED:** Signed by the Red Sox as a non-drafted free agent, 7/15/2010.

2011: Spent most of the season with the Gulf Coast League Red Sox...Also played 1 game with Single-A Greenville on 6/19...Ranked 2nd on the Dominican Summer League Sox with 6 home runs, all coming off right-handers...Caught 6 of 26 (23.0%) attempted base stealers and did not commit an error...Transferred to Single-A Greenville on 6/17 and played in 1 game before being returned to the GCL Red Sox on 6/20...**2010:** Played 9 games for the GCL Red Sox, his 1st pro action... Played at third base (3 games), first base (2), catcher (1) and DH (3)...Slugged his 1st homer in his final at-bat of the year, 8/21 at the GCL Twins...**PERSONAL:** Hit .447 with a team-high 6 homers as a senior for Lynn English (MA) High School.

YEAR	CLUB	AVG	G	AB	R	H	2B	3B	HR	RBI	SH	SF	HP	BB	SO	SB	CS	E
2010	GCL Red Sox	.263	9	19	2	5	1	0	1	1	0	0	3	8	0	1	2	
2011	GCL Red Sox	.216	31	102	11	22	2	0	6	13	0	0	1	3	33	1	0	0
	Greenville	.000	1	1	0	0	0	0	0	0	0	0	0	1	0	0	0	
Minor Lg. Totals			41	122	13	27	3	0	7	14	0	0	1	6	42	1	1	2

RIVERA, Manuel Emilio**LHP**

HT: 6'0"; **WT:** 170; **BATS:** Left; **THROWS:** Left; **BORN:** 9/1/1989 in San Cristobal, DR; **RESIDES:** Sabana Grande De Palenque, DR; **SIGNED BY:** Luis Schecker; **ACQUIRED:** Signed by the Red Sox as an international free agent, 7/2/2006.

2011: Went 5-6 with 2 saves while posting a 3.91 ERA (51 ER/117.1 IP) with 106 strikeouts in 25 games (22 starts) between Single-A Greenville and High-A Salem...Led the Sox system with a combined .229 opponent average (min. 75.0 IP)...Named South Atlantic League Pitcher of the Week for 4/25-5/1 after striking out 8 in 6.0 scoreless frames on 4/28 vs. Greensboro... Picked as the Red Sox Minor League Pitcher of the Month for April after going 3-1 with a 1.73 ERA (5 ER/26.0 IP) and 29 strikeouts in 5 starts...Selected to the SAL mid-season and post-season All-Star teams...Spent time on the DL, 7/13-26... Transferred to Salem on 8/10 and went 2-for-2 in save opportunities in his only 3 relief appearances of the season...**2010:** Ranked 4th among Red Sox minor leaguers with 107 K's in his 1st year of full-season ball with Greenville...Led SAL starters in unintentional walks per 9.0 IP (1.42)...Topped Drive hurlers in innings (129.2) and starts (26), and finished 3rd in strikeouts...Turned in a 3.01 ERA (24 ER/71.2 IP) over his 1st 15 starts, closing out that stretch with a 0.42 mark (1 ER/21.2 IP) over 4 starts from 6/7-30...**2009:** Led all minor league hurlers with a 1.19 ERA (7 ER/53.0 IP) for the Gulf Coast League Red Sox...Limited opponents to 2 earned runs or less in all 12 appearances (9 starts), including 7 without an earned run... Led the club with 53.0 innings and 50 K's and tied for 2nd in starts...**2008:** Named Red Sox Latin Program Pitcher of the Year with a 2.24 ERA (13 ER/52.1 IP) and a club-high 58 strikeouts in 13 starts for the Dominican Summer League Red Sox...Led club starters (min. 5 starts) in ERA and WHIP (1.13)...Limited opponents to a .212 average (40-for-187), including .059 (1-for-17) vs. lefties...**2007:** Gave up earned runs in just 3 of 20 appearances for the DSL Red Sox...Led the club with a 1.04 ERA (4 ER/34.2 IP), ranked 2nd with 34.2 relief innings...Had 10 straight scoreless appearances, 6/19-7/28 (19.0 IP).

YEAR	CLUB	W-L	ERA	G	GS	CG	SHO	SV	IP	H	R	ER	HR	HB	BB	SO	WP	BK
2007	DSL Red Sox	3-2	1.04	20	0	0	0	6	34.2	24	5	4	0	0	17	37	2	1
2008	DSL Red Sox	4-3	2.24	13	13	0	0	0	52.1	40	21	13	1	3	19	58	3	1
2009	GCL Red Sox	1-3	1.19	12	9	0	0	0	53.0	40	14	7	0	1	14	50	2	2
2010	Greenville	5-9	4.10	27	26	0	0	0	129.2	140	72	59	12	4	21	107	7	0
2011	Greenville	5-4	3.58	20	20	0	0	0	98.0	84	43	39	16	5	23	98	6	0
	Salem	0-2	5.59	5	2	0	0	2	19.1	18	12	12	3	1	10	8	3	0
Minor Lg. Totals		18-23	3.12	97	70	0	0	8	387.0	346	167	134	32	14	104	358	23	4

ROBERSON, Timothy Wayne (Tim)**C**

HT: 5'10"; **WT:** 190; **BATS:** Right; **THROWS:** Right; **BORN:** 7/19/1989 in West Palm Beach, FL; **RESIDES:** West Palm Beach, FL; **SIGNED BY:** Laz Gutierrez; **ACQUIRED:** Signed by the Red Sox as a non-drafted free agent, 6/16/2011.

2011: Made pro debut with Short-A Lowell...Caught 5 of 28 (17.9%) attempted base stealers...Hit .357 (10-for-28) with 2 homers over 8 games in August...**PERSONAL:** Hit .296 (60-for-203) with 15 doubles, 5 homers and 41 RBI in 49 games at Florida Gulf Coast University in 2011...Tallied 40 home runs, 180 RBI and 418 total bases in his career.

YEAR	CLUB	AVG	G	AB	R	H	2B	3B	HR	RBI	SH	SF	HP	BB	SO	SB	CS	E
2011	Lowell	.299	22	67	6	20	2	0	3	9	1	1	0	3	10	0	0	2

RODRIGUEZ, Reynaldo A.**1B**

HT: 6'0"; **WT:** 195; **BATS:** Right; **THROWS:** Right; **BORN:** 2/7/1986 in Cartagena, Colombia; **RESIDES:** Cartagena, Colombia; **ACQUIRED:** Signed by the Red Sox as a minor league free agent, 10/29/2009.

2011: Split his season between High-A Salem and Double-A Pawtucket with a rehab stint with the Gulf Coast League Red Sox and Short-A Lowell...Batted .286 (116-for-405) with career-highs in doubles (39), homers (18), RBI (77) and runs (73) between the 4 stops...Named to the CL mid-season and post-season All-Star teams...Appeared in 76 games at first base, 8 at left field and 25 at designated hitter...Led Sox minor leaguers in doubles...Paced Salem qualifiers in slugging (.579) and ranked on team in doubles (2nd, 24), batting (3rd, .317), RBI (T-3rd, 43) and homers (4th, 9)...Reached base safely in 21 straight games at a .400 clip (30-for-75) from 4/12-5/2...Reached safely in his last 23 road games with Salem beginning 4/15, the longest such streak in the CL...Spent time on the DL from 7/13-8/15...**2010:** Played for Single-A Greenville in his 1st season in the Sox system...Made his season debut on 5/15, after which he ranked among South Atlantic League leaders in OPS (2nd, .905) and slugging (3rd, .518)...Paced Sox farmhands in slugging and was 2nd in OPS...Led the Drive with 14 homers and placed 2nd with 59 RBI...Was a 3-time SAL Player of the Week, winning for 5/31-6/6 (.458, 3 HR, 8 RBI in 7 G) and back-to-back weeks, 8/23-29 and 8/30-9/6 (.447, 5 HR, 17 RBI in 13 G combined)...Beginning 8/1, led the

MINOR LEAGUE PLAYERS, CONTINUED

circuit with 9 homers and 35 RBI while ranking 5th in batting (.347)...Went 4-for-4 with a grand slam and 6 RBI, 8/31 at Charleston...Went deep twice on 9/4 vs. Hickory...Hit .292 (7-for-24) with 2 homers and 8 RBI in 6 playoff games...**2009:** Named the independent Golden League's Rookie of the Year after leading Yuma with a .335 average (95-for-284), 6 homers, 6 triples, 48 RBI and 18 stolen bases in 74 games...After the season, ranked by *Baseball America* as the No. 1 Independent League prospect...Hit .303 (54-for-178) with 6 homers and 34 RBI over 52 games with Monteria in the Colombian Winter League...**2008:** Did not play in a game before his 5/15 release by NYY...Named MVP of the CWL after hitting a league-best .378 (65-for-172) with 4 homers and 28 RBI...**2007:** Played with both Dominican Summer League Yankees teams, hitting a combined .349 (45-for-129) with 3 homers and 26 RBI...Allowed 4 runs (1 ER) in 2.0 innings of relief, 7/30 at the DSL Marlins...**2006:** Suffered an injury in his only game for the Gulf Coast League Yankees on 4/5...Missed the duration of the season...**2005:** Hit .335 (67-for-200) in 58 games for the DSL Yankees1...**2004:** Made his pro debut with the DSL Yankees2.

YEAR	CLUB	AVG	G	AB	R	H	2B	3B	HR	RBI	SH	SF	HP	BB	SO	SB	CS	E
2004	DSL Yankees2	.166	52	145	13	24	2	0	0	5	0	1	3	15	29	7	5	-
2005	DSL Yankees1	.335	58	200	42	67	11	1	0	19	5	1	3	25	17	23	9	-
2006	GCL Yankees	.200	1	5	1	1	0	0	0	0	0	0	0	1	1	0	0	0
2007	DSL Yankees1	.361	26	97	20	35	6	7	3	24	1	1	1	8	6	3	2	1
	DSL Yankees2	.313	8	32	4	10	2	0	0	2	0	0	0	3	3	6	3	0
2008																		
2009	Yuma	.335	74	284	44	95	13	6	6	48	3	2	4	18	44	18	3	7
2010	Greenville	.281	85	278	44	78	20	2	14	59	1	4	12	39	57	12	4	9
2011	GCL Red Sox	.000	1	2	0	0	0	0	0	0	0	0	0	0	1	0	0	0
	Lowell	.333	4	15	4	5	0	0	1	2	0	0	0	3	5	1	0	0
	Salem	.317	56	202	44	64	24	1	9	43	0	5	3	27	43	7	2	2
	Portland	.253	49	186	25	47	15	1	8	32	0	0	4	9	48	6	0	7
Minor Lg. Totals		.302	288	1017	184	307	78	12	35	181	7	11	23	115	181	58	20	19
Independent Lg. Totals		.335	74	284	44	95	13	6	6	48	3	2	4	18	44	18	3	7

RONDON, Cleuluis Alcides

SS

HT: 6'0"; **WT:** 155; **BATS:** Right; **THROWS:** Right; **BORN:** 4/13/1994 in Maracay, VZ; **RESIDES:** Maracay, VZ; **SIGNED BY:** Angel Escobar; **ACQUIRED:** Signed by the Red Sox as an international free agent, 11/19/2010.

2011: Made pro debut with the Dominican Summer League Red Sox...Caught stealing 1 time in 15 attempts, a team-best 93.3% success rate...Tied for the team lead with 2 home runs...Ranked 3rd on the club in total stolen bases and tied for with 39 runs...Posted a .920 fielding percentage (24 E/301 TC) at shortstop...Hit 1st pro homer on 6/13 vs. the DSL Indians.

YEAR	CLUB	AVG	G	AB	R	H	2B	3B	HR	RBI	SH	SF	HP	BB	SO	SB	CS	E
2011	DSL Red Sox	.171	62	205	39	35	6	1	2	27	6	2	14	43	50	14	1	24

ROSARIO, Charle Jose

RHP

HT: 5'10"; **WT:** 158; **BATS:** Right; **THROWS:** Right; **BORN:** 7/23/1988 in La Vega, DR; **RESIDES:** La Vega, DR; **SIGNED BY:** Luis Schecker; **ACQUIRED:** Signed by the Red Sox as an international free agent, 4/26/2007.

2011: Played majority of his season at Single-A Greenville with 2 short stints at Double-A Portland...Went 7-1 with 4 saves and a 4.32 ERA (32 ER/66.2 IP) while fanning 63 in 35 games (1 start) between stops...Made debut on 4/21 with the Drive after beginning season on DL and finished 3rd on the club with 31 appearances...Earned 3 wins and 3 saves with a 2.77 ERA (4 ER/13.0 IP) in 7 appearances with Greenville in June...Fanned 10 in 8.2 innings with the Sea Dogs...**2010:** Led Short-A Lowell in relief innings (55.1) and K's (55)...Recorded a strikeout and went at least 2.0 innings in all 17 outings, including 4.0 or more frames on 6 occasions...Posted a 1.46 ERA (4 ER/24.2 IP) with 25 K's over his last 8 outings, 8/3-95...**2009:** Went 4-1 with a 2.37 ERA (10 ER/38.0 IP) in 15 outings (1 start) between the Gulf Coast Red Sox, Lowell and Greenville, setting career bests in wins and ERA...Began his season in the GCL and went 3-0 without allowing a run in 15.0 innings...Promoted to Lowell on 7/21...Compiled a 1.42 ERA (1 ER/6.1 IP) in 2 outings with Greenville after a 9/1 transfer...**2008:** Led Lowell with 44.2 relief innings...Ranked 2nd on the club with 33 strikeouts in relief...Posted a 2.83 ERA (11 ER/35.0 IP) beginning 8/1...Made 1 playoff appearance...**2007:** Finished 2nd on the Dominican Summer League Red Sox with 64.0 innings...Pitched 5.0 innings or more in 6 of his last 7 starts from 7/17-8/23, going 2-2 with a 2.21 ERA in that time.

YEAR	CLUB	W-L	ERA	G	GS	CG	SHO	SV	IP	H	R	ER	HR	HB	BB	SO	WP	BK
2007	DSL Red Sox	3-3	3.66	14	12	0	0	0	64.0	54	32	26	2	1	12	56	6	0
2008	Lowell	2-2	3.63	17	0	0	0	2	44.2	48	21	18	4	2	12	33	1	2
2009	GCL Red Sox	3-0	0.00	5	1	0	0	0	15.0	11	0	0	0	1	0	10	0	0
	Lowell	1-1	4.86	8	0	0	0	0	16.2	22	10	9	1	1	5	20	2	0
	Greenville	0-0	1.42	2	0	0	0	0	6.1	6	4	1	1	2	2	6	0	0
2010	Lowell	1-0	4.07	17	0	0	0	2	55.1	60	31	25	5	1	18	50	3	0
2011	Greenville	6-1	4.66	31	1	0	0	4	58.0	71	33	30	4	0	22	53	4	0
	Portland	1-0	2.08	4	0	0	0	0	8.2	8	5	2	1	0	1	10	1	0
Minor Lg. Totals		17-7	3.72	98	14	0	0	8	268.2	280	136	111	18	8	72	238	17	2

RUIZ, Peter Anthony (Pete)

RHP

HT: 6'2"; **WT:** 205; **BATS:** Right; **THROWS:** Right; **BORN:** 8/21/1987 in Menlo Park, CA; **RESIDES:** Santa Barbara, CA; **SIGNED BY:** Jim Woodward; **ACQUIRED:** Red Sox 12th pick (10th round, 322nd overall) in the 2008 First-Year Player Draft.

2011: Led High-A Salem with 94 strikeouts and ranked 3rd on the team with 115.1 innings...Went 4-2 with a 4.67 ERA (36 ER/69.1 IP) in 15 starts and 2-3 with 1 save and a 6.26 ERA (32 ER/46.0 IP) in 13 relief appearances...Held opponents to a .182 mark (12-for-66) with runners in scoring position and 2 outs...Posted a 2-1 record with a 3.32 ERA (8 ER/21.2 IP) in

MINOR LEAGUE PLAYERS, CONTINUED

5 games (2 starts) in June...Allowed 4 base runners (3 H, 1 BB) over 7.0 scoreless innings on 6/29 at Wilmington...**2010:** Ranked among Red Sox minor league leaders in wins (T-2nd, 10) and strikeouts (3rd, 109) in 26 games (20 starts) for Single-A Greenville...Led the Drive in strikeouts, tied for the team lead in wins and finished 2nd in innings (124.2)...Posted a 4.74 strikeout-to-walk ratio (23 BB)...Went 5-1 over his last 8 starts beginning 7/21, ranking 3rd in the South Atlantic League with a 1.91 ERA (10 ER/47.0 IP) in that time...Tossed a 7.0-inning shutout, 7/27 at Rome...Recorded a career-high 11 strikeouts over 5.2 innings on 8/13 at Asheville...**2009:** Split the season between the bullpen and the rotation in a return to the Gulf Coast League...Fanned 19 batters in 19.0 innings with a 3.79 ERA (8 ER) in relief...Posted a 3.86 ERA (12 ER/28.0 IP) as a starter...Was 2-0 with a 1.96 ERA (5 ER/23.0 IP) in 5 games (4 starts) in July...**2008:** Reported to the GCL Red Sox...Went 2-0 with a 2.40 ERA (4 ER/15.0 IP) in 6 relief appearances...**PERSONAL:** Went 6-6 with a 3.88 ERA and 61 strikeouts in 19 games (9 starts) for Santa Barbara (CA) Community College in 2008.

YEAR	CLUB	W-L	ERA	G	GS	CG	SHO	SV	IP	H	R	ER	HR	HB	BB	SO	WP	BK
2008	GCL Red Sox	2-1	5.09	9	3	0	0	0	23.0	27	16	13	1	1	9	15	2	0
2009	GCL Red Sox	3-2	3.83	11	6	0	0	0	47.0	51	23	20	2	2	15	33	1	0
2010	Greenville	10-8	4.19	26	20	1	1	0	124.2	136	73	58	11	5	23	109	7	1
2011	Salem	6-5	5.31	28	15	0	0	1	115.1	126	80	68	5	12	55	94	7	0
Minor Lg. Totals		21-16	4.62	74	44	1	1	1	310.0	340	192	159	19	20	102	251	17	1

SANCHEZ, Felix Alberto

OF

HT: 6'0"; **WT:** 165; **BATS:** Switch; **THROWS:** Right; **BORN:** 6/2/1990 in Santo Domingo, DR; **RESIDES:** Santo Domingo, DR; **SIGNED BY:** Pablo Lantigua; **ACQUIRED:** Signed by the Red Sox as an international free agent, 1/2/2008.

2011: Named the Red Sox Minor League Base Runner of the Year after leading the Red Sox system and the Single-A South Atlantic League with 55 stolen bases...Caught stealing 10 times for an 84.6% success rate...Led Greenville in games (119), at-bats (455) and runs (81) and ranked among team leaders in hits (3rd, 106), triples (T-2nd, 4), hit by pitches (3rd, 11) and walks (T-2nd, 43)...Played 73 games in center field, 20 in right and 5 in left...Selected as the Red Sox Minor League Base Stealer for May and July after swiping an SAL-leading 14 and 18 bases, respectively...Went 4-for-4 in stolen base attempts on 6/10 at Rome...Following the season, rated by *Baseball America* as the fastest base runner in the Red Sox system and the fastest and best base runner in the SAL...Stole 4 bases in 8 games for Licey of the Dominican Winter League...**2010:** Played all 57 games for Short-A Lowell in center field and joined Greenville for 1 game at the conclusion of the New York-Penn League season...Led the NYPL with a Spinners-record 38 stolen bases, 4th among Sox farmhands, and ranked 7th in the circuit in batting (.323)...Named to the NYPL's mid-season All-Star Team...Named Red Sox Minor League Base Runner for July and the Base Stealer for August...Rated by *Baseball America's* 2011 Best Tools survey as the fastest base runner in the Sox system...**2009:** Led the Gulf Coast League Red Sox with 10 stolen bases...Tied for the team lead with 34 games in the outfield (22 CF, 9 RF, 4 LF)...Named Red Sox Minor League Base Stealer for May while at extended Spring Training...Ranked 8th in the GCL with a .315 average (23-for-73) in August...**2008:** Hit .244 (30-for-123) with 13 RBI in 41 games with the Dominican Summer League Red Sox...Did not commit an error in 37 appearances (51 TC) between all 3 outfield positions.

YEAR	CLUB	AVG	G	AB	R	H	2B	3B	HR	RBI	SH	SF	HP	BB	SO	SB	CS	E
2008	DSL Red Sox	.244	41	123	23	30	2	2	0	13	2	0	3	24	35	12	3	0
2009	GCL Red Sox	.246	40	138	17	34	7	3	1	11	2	1	0	9	39	10	4	2
2010	Lowell	.323	57	220	45	71	6	2	0	9	3	0	2	26	59	38	11	3
	Greenville	.000	1	3	0	0	0	0	0	0	0	0	1	1	0	0	1	
2011	Greenville	.233	119	455	81	106	13	4	0	29	4	1	11	43	130	55	10	9
Minor Lg. Totals		.257	258	939	166	241	28	11	1	62	11	2	16	103	264	115	28	15

SCHMELTZER, Jadd Aharon

RHP

HT: 6'4"; **WT:** 240; **BATS:** Right; **THROWS:** Right; **BORN:** 12/27/1988 in Westwood, NJ; **RESIDES:** Tappan, NY; **SIGNED BY:** Ray Fagnant; **ACQUIRED:** Red Sox 52nd pick (49th round, 1,492nd overall) in the 2011 First-Year Player Draft.

2011: Made pro debut with the Gulf Coast League Red Sox...Went 4-for-5 in save opportunities...Held right-handed opponents to a .214 average (12-for-56)...Tossed at least 2.0 innings in 9 of 15 outings...Posted a 0.73 ERA (1 ER/12.1 IP) with 2 saves in 8 appearances in July...**PERSONAL:** Went 3-4 with a 3.63 ERA as a senior at Cornell University in 2011...Named the team's Pitcher of the Year as a sophomore and as a senior...Played football at Cornell as a freshman.

YEAR	CLUB	W-L	ERA	G	GS	CG	SHO	SV	IP	H	R	ER	HR	HB	BB	SO	WP	BK
2011	GCL Red Sox	0-2	2.92	15	0	0	0	4	24.2	21	12	8	0	3	9	12	3	0

SCHWINDENHAMMER, Seth J.

OF

HT: 6'2"; **WT:** 205; **BATS:** Left; **THROWS:** Right; **BORN:** 7/1/1991 in Peoria, IL; **RESIDES:** Bartonville, IL; **SIGNED BY:** Chris Mears; **ACQUIRED:** Red Sox 5th pick (5th round, 168th overall) in the 2009 First-Year Player Draft.

2011: Led Short-A Lowell and tied for 3rd in the New York-Penn League with 9 home runs...Had the 3rd-best ratio in the league with a homer every 23.00 at-bats...Set a Spinners franchise record for most homers by a left-handed hitter...Ranked among team leaders in games (T-3rd, 57), at-bats (3rd, 207) and RBI (3rd, 29)...Hit .296 (16-for-54) against lefties...Played 25 games in left field and 24 in right...Named to the mid-season NYPL All-Star Team, and competed in the All-Star Skills Competition...Knocked a career-high 2 homers and 5 RBI on 7/18 at Brooklyn...**2010:** Played 33 games for Lowell, including 28 games in left field and 3 in right...Went 7-for-22 (.318) with multiple hits in 3 of his 1st 5 games, 6/26-30...Hit his 1st pro homer, a 2-run shot at Vermont on 7/24...**2009:** Played his 1st pro season with the Gulf Coast League Red Sox...Tied for the team lead with 34 appearances in the outfield, all in left...Hit safely in 8 of his last 11 games at a .261 clip (11-for-42) with 3 doubles and 1 triple...**PERSONAL:** Hit .434 with 15 homers and 54 RBI as a senior at Limestone Community (IL) High School in 2009...His 15-letter last name would surpass Jarrod Saltalamacchia as the longest in Major League history.

MINOR LEAGUE PLAYERS, CONTINUED

YEAR	CLUB	AVG	G	AB	R	H	2B	3B	HR	RBI	SH	SF	HP	BB	SO	SB	CS	E
2009	GCL Red Sox	.194	36	124	11	24	6	2	0	10	0	1	2	8	41	0	1	3
2010	Lowell	.192	33	104	11	20	3	0	1	9	0	1	1	14	48	0	2	1
2011	Lowell	.213	57	207	26	44	10	1	9	29	0	1	0	17	106	0	2	2
Minor Lg. Totals		.202	126	435	48	88	19	3	10	48	0	3	3	39	195	0	5	6

SCOTT, Robert John (Robby)

LHP

HT: 6'3"; **WT:** 220; **BATS:** Switch; **THROWS:** Left; **BORN:** 8/29/1989 in Miami, FL; **RESIDES:** Miami, FL; **ACQUIRED:** Signed by the Red Sox as a non-drafted free agent, 8/9/2011.

2011: Purchased from Yuma of the independent North American League on 8/9 after tossing 11 scoreless innings with 19 strikeouts for the Scorpions...Made pro debut on 8/11 and played in 6 games between the Gulf Coast League Red Sox and Short-A Lowell...Converted both save opportunities while allowing 1 run on 4 hits in 7.1 innings with the GCL Red Sox...

PERSONAL: Posted a 4.82 ERA (5 ER/9.1 IP) in 16 relief appearances for Florida State University in 2011.

YEAR	CLUB	W-L	ERA	G	GS	CG	SHO	SV	IP	H	R	ER	HR	HB	BB	SO	WP	BK
2011	Yuma	1-0	0.00	7	1	0	0	0	11.0	6	0	0	0	0	4	19	0	---
	GCL Red Sox	0-0	1.23	4	0	0	0	2	7.1	4	1	1	1	1	1	11	0	0
	Lowell	1-1	1.59	2	0	0	0	0	5.2	2	2	1	1	2	1	5	0	0
Minor Lg. Totals		1-1	1.38	6	0	0	0	2	13.0	6	3	2	2	3	2	16	0	0
Independent Lg. Totals		1-0	0.00	7	1	0	0	0	11.0	6	0	0	0	0	4	19	0	---

SHAW, Travis R.

3B

HT: 6'4"; **WT:** 225; **BATS:** Left; **THROWS:** Right; **BORN:** 4/16/1990 in Washington Court House, OH; **RESIDES:** Washington Court House, OH; **SIGNED BY:** Jon Adkins; **ACQUIRED:** Red Sox 12th pick (9th round, 292nd overall) in the 2011 First-Year Player Draft.

2011: In his 1st pro season, led Short-A Lowell with 36 RBI and 34 walks and ranked 2nd with 13 doubles, 8 homers and 33 runs...Also ranked among team leaders in games (T-3rd, 57) and hits (T-2nd, 53)...Batted .379 (11-for-29) with runners in scoring position and 2 outs...Named the New York-Penn League Batter of the Week for 6/27-7/3 after setting a Spinners record for total bases in a single game by going 4-for-4 with 2 walks, 3 doubles, a home run, 3 runs and 5 RBI on 7/2 at Connecticut...Transferred to Single-A Greenville on 9/4 with 2 games left in the season...**PERSONAL:** Hit .307 (75-for-244) with a conference-leading 14 homers and posted a .553 slugging percentage and 51 RBI in 62 games at Kent State University in 2011...Named to the All-MAC 1st-Team in 2011 and 2nd-Team in 2010...His father, Jeff, pitched parts of 12 ML seasons (1990-01)...Selected by Boston in the 32nd round of the 2008 First-Year Player Draft but did not sign.

YEAR	CLUB	AVG	G	AB	R	H	2B	3B	HR	RBI	SH	SF	HP	BB	SO	SB	CS	E
2011	Lowell	.262	57	202	33	53	13	0	8	36	0	2	2	34	47	3	0	9
	Greenville	.333	2	9	1	3	1	0	0	1	0	0	0	1	0	0	0	0
Minor Lg. Totals		.265	59	211	34	56	14	0	8	37	0	2	2	35	47	3	0	9

SHEPARD, Brenden Michael

RHP

HT: 6'0"; **WT:** 190; **BATS:** Right; **THROWS:** Right; **BORN:** 10/7/1987 in Concord, MA; **RESIDES:** Boxford, MA; **SIGNED BY:** Jared Banner; **ACQUIRED:** Red Sox 31st pick (28th round, 862nd overall) in the 2011 First-Year Player Draft.

2011: Made pro debut in 10 games with the Gulf Coast League Red Sox...Went 1-1 with a 3.77 ERA (6 ER/14.1 IP) in 6 games in July...Converted his only save opportunity on 7/19 vs. the GCL Rays...**PERSONAL:** Collected a school-record 10 saves while posting a 3.63 ERA (9 ER/22.1 IP) with 34 strikeouts in 20 relief appearances for Division II Stonehill (MA) College as a senior in 2011...Also played shortstop in 1st 3 years with the Skyhawks, posting a .239 average with 51 runs, 19 doubles, 7 triples, 4 home runs and 55 RBI...Became the 1st Stonehill player to be drafted by a Major League club.

YEAR	CLUB	W-L	ERA	G	GS	CG	SHO	SV	IP	H	R	ER	HR	HB	BB	SO	WP	BK
2011	GCL Red Sox	1-1	4.84	10	0	0	0	1	22.1	24	16	12	1	0	5	16	5	0

SILVA, Carlos - See Page 288

RHP

SPALDING, Matthew David

RHP

HT: 5'11"; **WT:** 190; **BATS:** Right; **THROWS:** Right; **BORN:** 10/22/1992 in Louisville, KY; **RESIDES:** Louisville, KY; **SIGNED BY:** Jon Adkins; **ACQUIRED:** Red Sox 32nd pick (29th round, 892nd overall) in the 2011 First-Year Player Draft.

2012: Will be his 1st pro season...**PERSONAL:** Went 6-4 as a senior at St. Xavier (KY) High School in 2011.

SPEARS, Nathaniel Joseph (Nate) - See Page 292

2B

SPOONE, Chorye Thomas - See Page 295

RHP

SPRING, Matthew C.

C

HT: 6'2"; **WT:** 215; **BATS:** Right; **THROWS:** Right; **BORN:** 11/7/1984 in Phoenix, AZ; **RESIDES:** Columbus, GA; **SIGNED BY:** Fred Repke (Tampa Bay); **ACQUIRED:** Signed by the Red Sox as a minor league free agent, 3/13/2011.

2011: Signed by the Red Sox and split the season between High-A Salem and Double-A Portland with a short stint at Triple-A Pawtucket...Hit .250 (43-for-172) with 11 homers in 47 games between the 3 stops...Set career-highs in home runs and extra-base hits (28)...Made 37 appearances behind the plate and caught 21 of 60 (35.0%) attempted base stealers...

MINOR LEAGUE PLAYERS, CONTINUED

Hit 3 home runs in his 1st 5 games with the Sea Dogs from 6/17-28...**2010:** Batted .225 (38-for-169) in 48 games between High-A Charlotte and Double-A Montgomery...Threw out 6 of 22 (27.2%) attempted base stealers...Hit .333 (9-for-27) with 3 homers in 7 games in May with the Stone Crabs...Released by Tampa Bay on 11/6...**2009:** Set a career high with 33 RBI with Montgomery...Caught 22 of 89 (22.5%) attempted base stealers...**2008:** Set career highs in home runs (9), batting (.248), on-base percentage (.314) and slugging (.431)...At Charlotte, won the 2nd annual Erik Walker Community Champion Award, honoring a Tampa Bay minor leaguer who exemplifies teamwork, sportsmanship and community involvement...Played for Peoria of the Arizona Fall League...**2007:** In 59 games between Montgomery and Single-A Columbus, hit .186 (35-for-188)...Combined to catch 20 of 64 (31.3%) attempted base stealers...**2006:** In 98 games between Short-A Hudson Valley and Single-A Southwest Michigan, batted .204 (70-for-343)...Threw out a combined 26 of 92 (28.3%) attempted base stealers...**2005:** Caught 26 of 69 (37.7%) attempted base stealers for Hudson Valley...**2004:** Homered in professional debut with Hudson Valley on 6/18 at New Jersey...**PERSONAL:** Became the highest-drafted player from Dixie State (UT) College.

YEAR	CLUB	AVG	G	AB	R	H	2B	3B	HR	RBI	SH	SF	HP	BB	SO	SB	CS	E
2004	Hudson Valley	.220	50	168	20	37	4	2	8	23	0	3	3	17	62	0	1	3
2005	Hudson Valley	.188	50	170	24	32	8	1	4	19	0	2	2	27	60	2	0	7
2006	SW Michigan	.205	48	176	14	36	11	0	4	13	0	2	1	7	67	3	0	5
	Hudson Valley	.204	50	167	13	34	8	0	4	15	2	2	1	13	66	0	2	4
2007	Columbus	.209	30	91	9	19	4	1	3	18	0	0	0	10	24	0	0	1
	Montgomery	.165	29	97	11	16	4	0	4	11	3	2	0	5	32	0	0	5
2008	Montgomery	.248	70	246	28	61	16	1	9	30	0	3	3	22	68	0	1	4
2009	Montgomery	.196	68	224	23	44	13	0	8	33	1	2	2	22	74	0	0	6
2010	Charlotte	.252	29	103	14	26	4	0	4	12	2	1	0	8	25	0	0	2
	Montgomery	.182	19	66	10	12	5	0	3	15	0	2	2	4	20	1	0	2
2011	Salem	.250	24	88	13	22	7	0	7	23	0	0	0	6	32	0	1	0
	Portland	.257	20	74	12	19	9	0	4	13	0	0	2	9	27	0	0	0
	Pawtucket	.200	3	10	0	2	1	0	0	0	0	0	0	0	5	0	0	0
Minor Lg. Totals		.214	490	1680	191	360	94	5	62	225	8	19	16	150	562	6	5	39

St. Pierre, Maxim (Max) - See Page 297

STROUP, Kyle L.

HT: 6'6"; **WT:** 235; **BATS:** Right; **THROWS:** Right; **BORN:** 3/13/1990 in Elgin, IL; **RESIDES:** Ingleside, IL; **SIGNED BY:** Chris Mears; **ACQUIRED:** Red Sox 52nd pick (50th round, 1,504th overall) in the 2008 First-Year Player Draft.

2011: Ranked 3rd on Single-A Greenville with 21 starts...Held opponents to a .204 average (10-for-49) with runners in scoring position and 2 outs...Went 5-1 with a 1.82 ERA (8 ER/39.2 IP) in his final 8 starts from 7/17-9/3...Spent time on the DL from 6/20-7/16 and 8/21-9/1...Tossed the only complete game of the season for the Drive, a 7.0-inning effort on 8/15 vs. Rome (G1)...**2010:** Did not play due to injury...**2009:** Made his pro debut with 12 relief appearances with the Gulf Coast League Red Sox...Posted a 2.50 ERA (5 ER/18.0 IP) with 15 strikeouts over his last 8 appearances beginning 7/17...**PERSONAL:** Was selected with the final pick of the 2008 First-Year Player Draft...Combined to strike out 135 batters in 103.1 innings for Grant Community (IL) High School during his junior and senior years.

YEAR	CLUB	W-L	ERA	G	GS	CG	SHO	SV	IP	H	R	ER	HR	HB	BB	SO	WP	BK
2009	GCL Red Sox	1-1	4.50	12	0	0	0	0	24.0	28	12	12	0	1	14	19	6	0
2010									Did Not Play Due to Injury									
2011	Greenville	6-6	3.67	21	21	1	0	0	95.2	101	44	39	6	4	26	75	6	1
Minor Lg. Totals		7-7	3.84	33	21	1	0	0	119.2	129	56	51	6	5	40	94	12	1

SWEGMAN, Eric Allan

HT: 6'6"; **WT:** 215; **BATS:** Right; **THROWS:** Right; **BORN:** 8/3/1988 in Cumming, GA; **RESIDES:** Cumming, GA; **SIGNED BY:** Tim Hyers; **ACQUIRED:** Signed by the Red Sox as a non-drafted free agent, 7/23/2011.

2012: Will be his 1st pro season...**PERSONAL:** Appeared in 27 career games at the University of Georgia...Posted a 7-2 record with 78 strikeouts in 68.2 innings for Young Harris (GA) Junior College in 2009...Selected by Atlanta in the 28th round of the 2009 First-Year Player Draft and by Kansas City in the 33rd round of the 2008 Draft but did not sign with either club.

SWIHART, Blake Aubry

HT: 6'1"; **WT:** 175; **BATS:** Switch; **THROWS:** Right; **BORN:** 4/3/1992 in Bedford, TX; **RESIDES:** Rio Rancho, NM; **SIGNED BY:** Matt Mahoney; **ACQUIRED:** Red Sox 2nd pick (1st round, 26th overall) in the 2011 First-Year Player Draft.

2011: Made his pro debut with the Gulf Coast Red Sox...Ranked by *Baseball America* as Boston's No. 1 catching prospect and No. 3 overall prospect following the season...**PERSONAL:** Rated the No.1 catcher in the 2011 First-Year Player Draft by *Baseball America*...Hit .602 (56-for-93) with 17 doubles, 5 triples, 5 homers, 41 RBI and 58 runs in 28 games as a senior at V. Sue Cleveland (NM) High School in 2011...Named to the Class 5A North All-Star squad by the New Mexico High School Coaches Association...Played for USA Baseball's 18U National Team in 2010 and led the team with a .448 average...Selected as a Louisville Slugger All-American and participated in the AFLAC All-American High School Baseball Classic in 2010.

YEAR	CLUB	AVG	G	AB	R	H	2B	3B	HR	RBI	SH	SF	HP	BB	SO	SB	CS	E
2011	GCL Red Sox	.000	2	6	0	0	0	0	0	0	0	0	0	0	2	0	0	0

SWINSON, Scott

HT: 6'2"; **WT:** 190; **BATS:** Right; **THROWS:** Right; **BORN:** 3/11/1988 in Columbia, MD; **RESIDES:** Ellicott City, MD; **SIGNED BY:** Danny Watkins; **ACQUIRED:** Signed by the Red Sox as a non-drafted free agent, 6/21/2010.

2011: Ranked 2nd among Single-A Greenville qualifiers with a 3.27 ERA...Went 3-4 with a 2.76 ERA (15 ER/49.0 IP) in 10 starts and 2-1 with a 3.96 ERA (16 ER/36.1 IP) in 15 relief appearances...Struck out a season-high 8 batters in 3.1 innings on 5/11 at Asheville...Missed time on the DL from 6/28-7/8 and went 1-0 with a 2.45 ERA (5 ER/18.1 IP) in 4 games (2 starts) in July after his return...**2010:** Posted a 3.33 ERA (18 ER/48.2 IP) with the Gulf Coast Red Sox, 3rd among qualifying Sox farmhands and 2nd on the team...Tied for the club lead with 44.2 innings in relief and finished 2nd on the team in saves (3) and games finished (9)...Went at least 4.0 innings in 7 of his 15 games...Did not allow an earned run in 7 of 8 outings from 7/9-8/9 with a 1.08 ERA (3 ER/25.0 IP) in that span...**PERSONAL:** Went 11-0 with a 2.63 ERA as a senior with Lee (TN) University in 2010, with 92 K's and just 15 walks over 96.0 innings...Spent his 1st 3 college seasons at the University of Maryland...Was selected by Baltimore in the 46th round of the 2009 First-Year Player Draft but did not sign.

YEAR	CLUB	W-L	ERA	G	GS	CG	SHO	SV	IP	H	R	ER	HR	HB	BB	SO	WP	BK
2010	GCL Red Sox	2-2	3.33	15	1	0	0	3	48.2	52	30	18	2	1	9	36	1	0
2011	Greenville	5-5	3.27	25	10	0	0	0	85.1	84	37	31	7	2	17	61	1	0
Minor Lg. Totals		7-7	3.29	40	11	0	0	3	134.0	136	67	49	9	3	26	97	2	0

TAVAREZ, Aneury De Jesus

2B

HT: 5'9"; **WT:** 175; **BATS:** Left; **THROWS:** Right; **BORN:** 4/14/1992 in Barrio Obrero, DR; **RESIDES:** Barrio Obrero, DR; **SIGNED BY:** Manny Nanita; **ACQUIRED:** Signed by the Red Sox as an international free agent, 10/18/2010.

2011: Made pro debut with the Gulf Coast League Red Sox...Tied for 3rd on the club with 3 home runs...Hit a triple in each of the 1st 2 games of the season from 6/20-21...Knocked 1st professional homer on 8/5 at the GCL Twins.

YEAR	CLUB	AVG	G	AB	R	H	2B	3B	HR	RBI	SH	SF	HP	BB	SO	SB	CS	E
2011	GCL Red Sox	.220	33	100	10	22	1	2	3	8	1	1	4	8	40	3	3	12

TAVERAS, Francisco Javier

LHP

HT: 6'0"; **WT:** 168; **BATS:** Left; **THROWS:** Left; **BORN:** 5/23/1990 in Altos de las Rojas, DR; **RESIDES:** Altos de las Rojas, DR; **SIGNED BY:** Manny Nanita; **ACQUIRED:** Signed by the Red Sox as an international free agent, 5/11/2009.

2011: Led the Gulf Coast League Red Sox with 54.2 innings and 42 strikeouts and tied for the club lead with 5 wins and 11 starts...Ranked 5th in the league with 7.14 strikeouts per 9.0 innings...Fanned at least 1 batter in every game and has now tallied a strikeout in every pro outing...Went 4-1 with a 1.98 ERA (6 ER/27.1 IP) and 23 strikeouts in 6 games (5 starts) in July...Made only relief appearance on 7/8 at the GCL Twins...**2010:** Appeared in 12 games (9 starts) for the GCL Red Sox...Allowed 2 earned runs or less in 6 of his 9 starts...Led team southpaws in innings (43.1) and strikeouts (37)...Allowed 2 earned runs or less in 6 of his 9 starts...Did not yield a homer in 43.1 innings, the 7th-most frames without allowing a long ball in the GCL...**2009:** Finished among qualifying Dominican Summer League starters in strikeouts per 9.0 IP (11.02) and ERA (14th, 1.71)...Ranked 2nd on the club in ERA, strikeouts and opponent average (.172)...Allowed 1 earned run or less in each of his last 9 starts from 6/25-8/11, posting a 0.82 ERA (4 ER/43.2 IP) with 54 punch outs in that time.

YEAR	CLUB	W-L	ERA	G	GS	CG	SHO	SV	IP	H	R	ER	HR	HB	BB	SO	WP	BK
2009	DSL Red Sox	3-2	1.71	13	13	0	0	0	58.0	39	13	11	0	5	29	71	8	0
2010	GCL Red Sox	2-3	4.98	12	9	0	0	0	43.1	52	30	24	0	4	17	37	2	0
2011	GCL Red Sox	5-3	3.62	12	11	0	0	0	54.2	60	32	22	0	2	16	42	6	0
Minor Lg. Totals		10-8	3.29	37	33	0	0	0	156.0	151	75	57	0	11	62	150	16	0

THOMAS, Anthony Darrell Jr. (Tony)

2B

HT: 5'10"; **WT:** 185; **BATS:** Right; **THROWS:** Right; **BORN:** 7/10/1986 in New Orleans, LA; **RESIDES:** Valrico, FL; **SIGNED BY:** Rolando Pino (Cubs); **ACQUIRED:** From the Chicago Cubs in exchange for RHP Robert Coello, 2/15/2011.

2011: Played the majority of his season with Triple-A Pawtucket with a short stint at Double-A Portland and 3 trips to the DL...Batted .218 (65-for-298) at both stops...Went 6-for-14 (.429) with the bases loaded with both clubs, including 2 grand slams with Pawtucket...Played in 52 games at second base, 5 at third base, 4 in right field, 3 in left field and appeared in 22 games at designated hitter...Hit safely in 10 straight games at a .361 clip (13-for-36) with 3 homers and 11 RBI from 4/9-22...Recorded a hit in 5 of 6 games with the Sea Dogs from 6/14-29...Played in Game 2 of the International League playoffs...After the season, batted .225 (20-for-89) with 17 runs in 26 games for Algodoneros de Guasave of the Mexican Pacific League...**2010:** Returned to Double-A Tennessee in the Cubs system, ranking among Southern League leaders in triples (T-2nd, 11) and slugging (4th, .485)...Led SL second basemen with a .973 fielding pct. (14 E/525 TC)...Hit his 1st career grand slam on 6/13 vs. West Tennessee...Topped the Smokies with a career-high 73 RBI and ranked 2nd with 29 doubles...Hit .300 (9-for-30) with 6 runs, a double and 3 RBI in 8 playoff games...**2009:** Represented Tennessee in the Southern League All-Star Game...Led league second basemen with 257 putouts...Participated in a 5-4-3 triple play, 6/20 vs. Carolina...**2008:** Led Chicago's High-A Daytona club with 30 doubles...Paced Florida State League second basemen in fielding pct. (.989)...Named FSL Championship MVP after hitting .483 (14-for-29) with 8 runs, a double, a triple, a homer and 8 RBI in 7 playoff tilts during the team's championship run...**2007:** Spent most of the year with Short-A Boise after beginning the year with 5 games in the Rookie-level Arizona League...Ranked among Northwest League leaders in stolen base pct. (.933, 28-for-30), triples (T-1st, 8), stolen bases (2nd, 28), slugging (3rd, .544) and batting (7th, .308)...Named a *Baseball America* Short-A All-Star...Also named Chicago's 9th best prospect by the publication following the season...**PERSONAL:** Selected by the Cubs in the 3rd round of the 2007 First-Year Player Draft...Attended Florida State University and was named ACC Player of the Year and 1st-Team All-Conference in 2007...Named National Player of the Year by *Collegiate Baseball* and Rivals.com...Graduated from Bloomingdale (FL) High School in 2004...Is the nephew of former New England Patriots cornerback Maurice Hurst (1989-95).

MINOR LEAGUE PLAYERS, CONTINUED

YEAR	CLUB	AVG	G	AB	R	H	2B	3B	HR	RBI	SH	SF	HP	BB	SO	SB	CS	E
2007	AZL Cubs	.176	5	17	7	3	0	2	0	6	0	1	1	2	5	0	0	2
	Boise	.308	46	182	44	56	12	8	5	33	1	1	5	25	41	28	2	9
2008	Daytona	.266	113	443	62	118	30	4	7	43	9	4	3	34	113	22	10	6
2009	Tennessee	.251	125	427	66	107	24	1	11	41	5	4	11	50	106	13	13	17
2010	Tennessee	.276	116	402	67	111	29	11	11	73	2	5	7	33	100	15	2	16
2011	Portland	.300	6	20	3	6	1	0	0	1	0	0	1	7	3	0	1	1
	Pawtucket	.212	80	278	35	59	17	1	8	32	0	3	4	21	74	11	3	6
Minor Lg. Totals		.260	491	1769	284	460	113	27	42	229	17	18	31	166	446	92	30	57

THOMAS, Justin J. - See Page 309

LHP

THOMPSON, Jason Wendell

2B

HT: 6'1"; **WT:** 180; **BATS:** Switch; **THROWS:** Right; **BORN:** 7/3/1990 in Memphis, TN; **RESIDES:** Germantown, TN; **SIGNED BY:** Danny Watkins; **ACQUIRED:** Red Sox 11th pick (11th round, 348th overall) in the 2009 First-Year Player Draft.

2011: Began the season with 8 games at Single-A Greenville and then spent the majority of his season with Short-A Lowell... Batted .234 (26-for-111) in 33 games between both stops... Endured 2 DL stints from 4/24-6/16 and 8/25-9/28... **2010:** Tied for the Gulf Coast Red Sox lead with 10 doubles and finished 3rd with 5 homers, tying for 8th in the circuit and tops among switch hitters... Led GCL second basemen in games (47), assists (114) and double plays (25)... Homered and drove in 4 runs in his debut on 6/21 vs. the GCL Rays... Recorded multiple hits in 3 of his 1st 6 contests, going 9-for-27 (.333) with 2 homers and 8 RBI... **2009:** Reported to the Gulf Coast League and played in 1 game, drawing a walk in his only plate appearance on 8/9 vs. the GCL Rays... Placed on the DL at Greenville on 8/27 and missed the rest of the year... **PERSONAL:** Hit .414 with 5 homers and 25 RBI for Germantown (TN) High School as a senior in 2009... Named an All-American in 2008.

YEAR	CLUB	AVG	G	AB	R	H	2B	3B	HR	RBI	SH	SF	HP	BB	SO	SB	CS	E
2009	GCL Red Sox	---	1	0	0	0	0	0	0	0	0	0	0	1	0	0	0	0
2010	GCL Red Sox	.227	50	172	18	39	10	1	5	23	2	3	2	13	50	9	1	12
2011	Lowell	.241	25	87	16	21	3	0	1	5	2	0	2	8	25	2	1	3
	Greenville	.208	8	24	3	5	1	1	0	1	0	0	1	5	12	0	0	3
Minor Lg. Totals		.230	84	283	37	65	14	2	6	29	4	3	5	27	87	11	2	18

TUROC, Andrew Michael

OF

HT: 6'3"; **WT:** 190; **BATS:** Left; **THROWS:** Left; **BORN:** 12/26/1988 in Canfield, OH; **RESIDES:** Canfield, OH; **SIGNED BY:** Jon Adkins; **ACQUIRED:** Red Sox 27th pick (24th round, 742nd overall) in the 2011 First-Year Player Draft.

2011: Made pro debut with Short-A Lowell... Batted .284 (25-for-88) with 10 RBI and 14 runs in 24 games in July... Went 5-for-6 with 3 runs on 7/2 at Connecticut... Hit 1st professional homer on 7/10 vs. Hudson Valley... **PERSONAL:** Hit .347 with 5 triples, 7 homers, 29 RBI, 35 runs and 10 stolen bases in 52 games as a senior at the University of Akron (OH) in 2011... Named 1st-Team All-Mid-American Conference in 2011... Set single-season records for hits (95) and at-bats (265) in 2010.

YEAR	CLUB	AVG	G	AB	R	H	2B	3B	HR	RBI	SH	SF	HP	BB	SO	SB	CS	E
2011	Lowell	.228	49	162	16	37	3	1	1	17	0	3	1	9	36	3	0	4

VAZQUEZ, Christian R.

C

HT: 5'9"; **WT:** 195; **BATS:** Right; **THROWS:** Right; **BORN:** 8/21/1990 in Bayamon, PR; **RESIDES:** San Juan, PR; **SIGNED BY:** Edgar Perez; **ACQUIRED:** Red Sox 11th pick (9th round, 292th overall) in the 2008 First-Year Player Draft.

2011: Named Red Sox Minor League Defensive Player of the Year after throwing out 37 of 111 (33.3%) of opposing base stealers and posting a .991 fielding percentage (9 E/904 TC)... Led Single-A Greenville and ranked 4th among Red Sox minor leaguers with 84 RBI... Also paced the Drive with 18 homers and ranked among club leaders in at-bats (2nd, 392), hits (2nd, 111), doubles (2nd, 27) and walks (T-2nd, 43)... Batted .359 (47-for-131) with runners in scoring position... Named Player of the Week in the South Atlantic League for 6/20-26 (.467, 7-for-15, league-high 4 HR, 20 TB) and for 8/29-9/4 (.381, 8-for-21, 3 HR, 19 TB)... Selected as the Red Sox Minor League Defensive Player for July... Hit safely in 10 consecutive games at a .400 clip (14-for-35) with 7 doubles from 8/8-21... Following the season, rated by *Baseball America* as the best defensive catcher in the SAL and in the Red Sox system... After the season, played in 3 games with Indios de Mayaguez of the Puerto Rico Winter League... **2010:** Played his 1st full season with Greenville and led the club with 60 games behind the plate, throwing out 31 of 76 (40.8%) attempted base stealers... Made his 1st pro appearances at first base (3 games) and second base (1)... Drove in career-high 4 runs with his 1st grand slam on 4/17 at Lexington... Hit .370 (20-for-54) during a career-high, 14-game hit streak, 5/31-7/3... Went 5-for-21 (.238) with 3 doubles and 2 RBI in 6 playoff games... **2009:** Hit .178 (18-for-101) with 2 homers and 16 RBI between the Gulf Coast League Red Sox and Short-A Lowell... Combined to play 21 games at catcher and 9 at third base... Threw out 6 of 26 (23.1%) attempted base stealers... Began the year in the GCL before transferring to Lowell on 7/8... His 1st hit with Lowell was a game-tying, pinch-hit homer in the 9th inning on 7/9 vs. Tri-City... **2008:** Caught 21 games for the GCL Red Sox in his pro debut... Threw out 5 of 32 (15.6%) attempted base stealers... **PERSONAL:** Graduated from Puerto Rico Baseball Academy High School.

YEAR	CLUB	AVG	G	AB	R	H	2B	3B	HR	RBI	SH	SF	HP	BB	SO	SB	CS	E
2008	GCL Red Sox	.190	21	58	7	11	1	0	0	5	1	0	0	6	17	0	0	3
2009	GCL Red Sox	.278	10	36	5	10	5	0	0	7	0	0	1	4	7	0	0	1
	Lowell	.123	21	65	4	8	2	0	2	9	0	0	0	11	16	0	0	3
2010	Greenville	.263	79	270	34	71	11	0	3	32	0	2	4	23	62	3	1	7
2011	Greenville	.283	105	392	71	111	27	3	18	84	0	4	5	43	84	1	1	8
Minor Lg. Totals		.257	236	821	121	211	46	3	23	137	1	6	10	87	186	4	2	22

VELETTE, Raynel

RHP

HT: 6'2"; **WT:** 165; **BATS:** Right; **THROWS:** Right; **BORN:** 6/10/1991 in Puerto Plata, DR; **RESIDES:** Puerto Plata, DR; **SIGNED BY:** Pablo Lantigua; **ACQUIRED:** Signed by the Red Sox as an international free agent, 2/25/2008.

2011: Spent entire season at Short-A Lowell...Held batters to a .176 clip (3-for-17) with the bases loaded...Posted a 4.15 ERA (6 ER/13.0 IP) in 3 starts in June...**2010:** Led the Gulf Coast League Red Sox with a 2.54 ERA (14 ER/49.2 IP), 2nd among qualifying Red Sox minor leaguers and 7th in the circuit...Topped GCL qualifiers in WHIP (0.91) and ranked 2nd in opponent average (.190)...Finished 5th among GCL relief leaders in fewest base runners per 9.0 IP (8.69)...Led the GCL Red Sox in innings (49.2) and tied for the club lead with 5 victories...Held opponents to 3 runs or less in all 12 outings and went at least 4.0 frames on 9 occasions...Named Red Sox Minor League Pitcher of the Month for August (2-1, 1.77 ERA)...**2009:** Made 14 appearances (13 starts) in a return to the Dominican Summer League...Held opponents to 2 runs or less in 13 of 14 outings, including 1 earned run or less 10 times...Did not allow an earned run over his last 3 starts (14.0 IP)...**2008:** Led the DSL Red Sox with 55.0 innings over 14 appearances (10 starts) in his 1st pro season...Served as a reliever for the final 4 games of the season, posting a 2.19 ERA (3 ER/12.1 IP) with 9 strikeouts.

YEAR	CLUB	W-L	ERA	G	GS	CG	SHO	SV	IP	H	R	ER	HR	HB	BB	SO	WP	BK
2008	DSL Red Sox	4-3	3.44	14	10	0	0	0	55.0	40	23	21	0	6	23	45	1	1
2009	DSL Red Sox	3-2	2.47	14	13	0	0	0	58.1	40	20	16	3	6	28	48	2	1
2010	GCL Red Sox	5-2	2.54	12	2	0	0	1	49.2	34	21	14	3	6	11	45	0	0
2011	Lowell	2-4	6.50	14	12	0	0	0	54.0	59	46	39	9	8	36	36	11	1
Minor Lg. Totals		14-11	3.73	54	37	0	0	1	217.0	173	110	90	15	26	98	174	14	3

VINICIO, Jose Gregorio

SS

HT: 5'11"; **WT:** 150; **BATS:** Switch; **THROWS:** Right; **BORN:** 7/10/1993 in Santo Domingo, DR; **RESIDES:** Santo Domingo, DR; **SIGNED BY:** Manny Nanita; **ACQUIRED:** Signed by the Red Sox as an international free agent, 7/13/2009.

2011: Led the Gulf Coast League Red Sox in games (50), hits (52) and stolen bases (19)...Ranked among GCL leaders in at-bats (2nd, 179), runs (3rd, 22), triples (T-4th), RBI (3rd, 18) and was 6th in the Red Sox organization among qualifiers in batting (.291)...Played all 50 games at shortstop to lead the GCL in games, chances (297), putouts (107), assists (161) and double plays (25) at the position...Hit .351 (20-for-57) against left-handers...Named Red Sox Minor League Base Runner of the Month for July after swiping 14 bases, 2nd most among Red Sox minor leaguers and in the GCL in that time...Batted .386 (27-for-70) with 3 triples in 19 games in August...Following the season, selected as the No. 7 prospect in the GCL by *Baseball America*...**2010:** Was the Gulf Coast League's youngest position player and 2nd-youngest player overall in his pro debut, turning 17 on 7/10...Finished 2nd in the circuit with 6 triples, 2nd on the club...Ranked 2nd on the GCL Red Sox with 13 stolen bases...Paced the club with 43 games at shortstop...Went 5-for-5 with 3 runs, a double and an RBI, 6/25 vs. the GCL Twins...His 1st pro homer came 8/16 vs. the GCL Rays.

YEAR	CLUB	AVG	G	AB	R	H	2B	3B	HR	RBI	SH	SF	HP	BB	SO	SB	CS	E
2010	GCL Red Sox	.253	43	158	23	40	4	6	1	22	1	2	2	7	26	13	1	23
2011	GCL Red Sox	.291	50	179	22	52	7	5	2	18	1	1	6	7	33	19	10	29
Minor Lg. Totals		.273	93	337	45	92	11	11	3	40	2	3	8	14	59	32	11	52

VITEK, Kolbrin D.

3B

HT: 6'2"; **WT:** 195; **BATS:** Right; **THROWS:** Right; **BORN:** 4/1/1989 in Bryan, OH; **RESIDES:** Nashville, TN; **SIGNED BY:** Sam Ray; **ACQUIRED:** Red Sox 1st pick (1st round, 20th overall) in the 2010 First-Year Player Draft.

2011: Ranked 8th among High-A Carolina League qualifiers in batting (.281) and placed 2nd in the circuit in runs (78)...Led Salem in runs, at-bats (473), hits (133), triples (6) and total bases (176)...Also placed among team leaders in games (2nd, 123), doubles (3rd, 22), RBI (T-3, 43) and walks (T-2nd, 45) and was 2nd among club qualifiers in batting...Hit .341 (28-for-82) with 5 doubles, 4 triples and 17 runs in 21 games in April, including an 11-game hit streak from 4/17-27 (.458, 22-for-48)...**2010:** Combined to hit .270 with 4 home runs and 33 RBI between Short-A Lowell and Single-A Greenville in his 1st pro campaign...Spent most of the year with the Spinners and led club qualifiers in slugging (.422) and OPS (.781) while finishing 2nd in batting (.270) and OBP (.360)...Placed 2nd on the team in runs (tied, 30), triples (tied, 3), walks (tied, 26) and stolen bases (13)...Went 13-for-30 (.433) with 2 homers and 10 RBI over his final 8 games with Lowell before a promotion to Greenville on 8/26...Went 4-for-22 (.182) in 6 playoff games for the Drive...Named the No. 7 prospect in the NYPL by *Baseball America*...**PERSONAL:** Rated by *Baseball America* as the top second baseman in the 2010 draft...Named MAC Player of the Year in 2010 after ranking among conference leaders in runs (1st, 73), homers (T-2nd, 17), RBI (3rd, 68) and total bases (3rd, 161) as a junior at Ball State (IN) University...Earned Louisville Slugger 1st-Team All-American honors, pacing the Cardinals in batting (.361), slugging (.691), doubles (20) and triples (tied, 30)...Also made 17 pitching appearances (13 starts) and finished 2nd in the MAC with a 3.28 ERA, going 3-4 with 3 saves and 60 strikeouts...Was a finalist for the 2010 Golden Spikes Award...Won the 2009 Triple Crown in the Great Lakes League (.400 AVG, 6 HR, 38 RBI).

YEAR	CLUB	AVG	G	AB	R	H	2B	3B	HR	RBI	SH	SF	HP	BB	SO	SB	CS	E
2010	Lowell	.270	56	204	30	55	13	3	4	30	0	4	5	26	61	13	2	14
	Greenville	.275	12	40	7	11	3	1	0	3	0	0	0	7	13	4	1	1
2011	Salem	.281	123	473	78	133	22	6	3	43	0	4	7	45	102	12	3	28
Minor Lg. Totals		.278	191	717	115	199	38	10	7	76	0	8	12	78	176	29	6	43

VOGT, Corey Richard

RHP

HT: 6'0"; **WT:** 180; **BATS:** Right; **THROWS:** Right; **BORN:** 8/5/1989 in Youngstown, OH; **RESIDES:** Windsor Locks, CT; **SIGNED BY:** Ray Fagnant; **ACQUIRED:** Red Sox 42nd pick (39th round, 1,192nd overall) in the 2011 First-Year Player Draft.

MINOR LEAGUE PLAYERS, CONTINUED

2011: Made pro debut in 6 games split between the Gulf Coast League Red Sox and Short-A Lowell...Did not allow a hit in 5.0 scoreless innings in the GCL...Earned 1st save on 7/4 at the GCL Orioles...Promoted to the Spinners on 7/6...Placed on the DL on 7/16 and missed the remainder of the season...**PERSONAL:** Tallied 4 saves while posting a 2.82 ERA (7 ER/22.1 IP) and 30 strikeouts in 16 relief outings with Division III Keene State (NH) College in 2011...Named to the All-Little East Conference 1st team in 2010 and 2011.

YEAR	CLUB	W-L	ERA	G	GS	CG	SHO	SV	IP	H	R	ER	HR	HB	BB	SO	WP	BK
2011	GCL Red Sox	0-0	0.00	3	0	0	0	1	5.0	0	0	0	0	0	2	3	0	0
	Lowell	0-1	21.00	3	0	0	0	0	3.0	4	7	7	0	0	5	2	2	0
Minor Lg. Totals		0-1	7.87	6	0	0	0	1	8.0	4	7	7	0	0	7	5	2	0

WEEMS, Jordan Blake

C

HT: 6'3"; **WT:** 175; **BATS:** Left; **THROWS:** Right; **BORN:** 11/7/1992 in Columbus, GA; **RESIDES:** Columbus, GA; **SIGNED BY:** Tim Hyers; **ACQUIRED:** Red Sox 6th pick (3rd round, 111th overall) in the 2011 First-Year Player Draft.

2011: Reported to the Gulf Coast League Red Sox on 8/3 and made pro debut in 14 games...Went 4-for-12 (.333) with runners in scoring position...Caught 10 of 24 (41.7%) attempted base stealers...**PERSONAL:** Batted .443 with 6 home runs and 26 RBI in 39 games for Columbus (GA) High School in 2011...Led team to 2nd consecutive Georgia High School Association Class AAA State Championship in 2011...Named to the *Columbus Ledger-Enquirer's* 1st-Team and is an All-Bi-City Baseball selection...His father, Rick, was a minor league catcher in the St. Louis organization from 1980-82.

YEAR	CLUB	AVG	G	AB	R	H	2B	3B	HR	RBI	SH	SF	HP	BB	SO	SB	CS	E
2011	GCL Red Sox	.182	14	44	4	8	2	0	0	8	0	0	1	7	16	0	0	4

WESTMORELAND, Ryan Michael

OF

HT: 6'2"; **WT:** 195; **BATS:** Left; **THROWS:** Right; **BORN:** 4/27/1990 in Newport, RI; **RESIDES:** Portsmouth, RI; **SIGNED BY:** Ray Fagnant; **ACQUIRED:** Red Sox 7th pick (6th round, 172nd overall) in the 2008 First-Year Player Draft.

2011: Missed 2nd straight season recovering from brain surgery...**2010:** Was diagnosed with a cavernous malformation in his brain in March and missed the entire season...**2009:** Named a New York-Penn League All-Star in his 1st pro season with Short-A Lowell...Ranked among league leaders in OBP (.401, 4th in the NYPL), walks (7th, 38) and stolen bases (9th, 19 in 19 attempts) before suffering a season-ending injury on 8/28...Finished 4th among Sox farmhands with a .296 average (66-for-223)...Led the club in homers (7), extra-base hits (25), OBP and slugging...Reached safely in 55 of 60 games, including each of his 1st 25 tilts...Posted a season-long, 11-game hit streak, 7/26-8/6...Made his 1st appearance in left field on 8/15 after beginning the year as DH...After the season, ranked by *Baseball America's* Boston's No. 1 prospect and the top prospect in the NYPL...Also named *Baseball America's* Short-A Player of the Year, earning a spot on the publication's Short-A All-Star Team...Was rated as the system's best hitter for average and best athlete in *Baseball America's* 2010 Best Tools survey...**PERSONAL:** Entered 2009 as the Red Sox No. 7 prospect, the No. 4 position player, and as the best athlete in the Sox farm system according to *Baseball America*...Hit .486 with 4 homers, 31 RBI, 37 runs and 17 steals for Portsmouth (RI) High School as a senior...Also went 7-0 with a 0.45 ERA in 7 games (6 starts) and tossed a perfect game on 4/30, fanning 19 of 21 batters faced...Also pitched a complete-game, 1-hit shutout with 20 K's on 4/3...Was named Rhode Island High School Baseball Player of the Year and the state's Schoolboy Athlete of the Year in 2007.

YEAR	CLUB	AVG	G	AB	R	H	2B	3B	HR	RBI	SH	SF	HP	BB	SO	SB	CS	E
2009	Lowell	.296	60	223	38	66	15	3	7	35	0	3	3	38	49	19	0	0
2010																		
2011																		

Did Not Play Due to Injury
Did Not Play Due to Injury

WILKERSON, William Shannon (Shannon)

OF

HT: 6'0"; **WT:** 198; **BATS:** Right; **THROWS:** Right; **BORN:** 7/20/1988 in Lawrenceville, GA; **RESIDES:** Dacula, GA; **SIGNED BY:** Tim Hyers; **ACQUIRED:** Red Sox 7th pick (6th round, 172nd overall) in the 2008 First-Year Player Draft.

2011: Ranked 3rd on High-A Salem with 102 games, 54 runs, 10 homers and 13 stolen bases...Swiped 13 of 16 bases (81.3%), the best ratio on the club...Batted .312 (24-for-77) with runners in scoring position...Played 39 games in left field, 38 in center and 22 in right...Notched 1st career multi-homer game with 2 on 4/27 at Kingston...Reached base in 18 straight contests from 6/30-7/21 with a .288 average (21-for-73) and 5 walks...Hit safely in 11 consecutive games at a .313 clip (15-for-48) with 8 RBI from 7/4-18...Batted .348 (24-for-69) in 23 games in August...**2010:** Played for Single-A Greenville but missed time with a pair of DL stints...Went 4-for-5 with a double and a season-high 3 RBI, 7/6 at Kannapolis...Reached safely in 11 straight games, 7/18-30...Posted a .333 clip (11-for-33) during a career-long, 9-game hit streak to end that stretch, 7/21-30...Appeared in 54 games in left field, 12 games in right field and 1 game in center field...Led the Drive with a .389 average (7-for-18) in the playoffs...**2009:** Split his 1st pro season between Short-A Lowell and Greenville, appearing at all 3 outfield positions...Led the Spinners with 5 triples, tops in the New York-Penn League at the time of his 7/31 promotion to Greenville...Hit .250 (4-for-16) in 5 playoff games for the Drive...**PERSONAL:** Named 2009 Division II Player of the Year after leading the Peach Belt Conference in batting (.441), slugging (.891), runs (82), hits (101), homers (24) and triples (7) as a junior for Augusta State (GA) University...Set school records in batting, RBI (82), hits, runs and total bases (204).

YEAR	CLUB	AVG	G	AB	R	H	2B	3B	HR	RBI	SH	SF	HP	BB	SO	SB	CS	E
2009	Lowell	.264	31	125	15	33	10	5	0	11	1	0	3	5	22	5	1	1
	Greenville	.241	29	112	18	27	7	2	2	12	0	1	0	7	17	2	0	3
2010	Greenville	.245	73	269	26	66	13	4	0	36	2	5	5	17	57	11	6	2
2011	Salem	.251	102	342	54	86	18	2	10	39	4	2	4	34	70	13	3	3
Minor Lg. Totals		.250	235	848	113	212	48	13	12	98	7	8	12	63	166	31	10	9

WILSON, Tyler Dalton**RHP**

HT: 6'5"; **WT:** 192; **BATS:** Right; **THROWS:** Right; **BORN:** 12/24/1989 in Rome, GA; **RESIDES:** Rome, GA; **SIGNED BY:** Rob English; **ACQUIRED:** Red Sox 16th pick (14th round, 442nd overall) in the 2008 First-Year Player Draft.

2011: Went 6-6 with a 3.44 ERA (26 ER/68.0 IP) in 16 games (9 starts) between Short-A Lowell and Single-A Greenville... Posted a 2.70 ERA (7 ER/23.1 IP) in 5 games (1 start) in June and July with the Spinners... Went 2-1 with 2 saves and a 2.45 ERA (6 ER/22.0 IP) in August and September back with the Drive... Held South Atlantic League hitters to a .194 average (13-for-67) with runners on base... **2010:** Led Lowell with 64.1 innings and tied for the team lead with 14 starts... Limited right-handed hitters to a .226 average (31-for-137)... Held opponents to 2 runs or less in all 8 starts over 5.0 innings... Allowed 1 earned run or less in 5 straight starts from 7/31-8/27, going 3-0 with a New York-Penn League-best 1.01 ERA (3 ER/26.2 IP) in that stretch... **2009:** Pitched in 6 games (5 starts) with the Gulf Coast League Red Sox in his pro debut... Fanned 11 batters in 8.0 innings... **PERSONAL:** Went 5-2 with a 1.52 ERA for Armuchee (GA) High School as a senior in 2008.

YEAR	CLUB	W-L	ERA	G	GS	CG	SHO	SV	IP	H	R	ER	HR	HB	BB	SO	WP	BK
2009	GCL Red Sox	0-2	5.63	6	5	0	0	0	8.0	7	5	5	1	3	4	11	0	1
2010	Lowell	3-4	4.20	14	14	0	0	0	64.1	69	37	30	5	8	19	41	2	0
2011	Lowell	2-3	3.99	7	3	0	0	0	29.1	30	18	13	3	5	7	19	0	0
	Greenville	4-3	3.03	9	6	0	0	2	38.2	36	14	13	6	2	16	19	3	0
Minor Lg. Totals		9-12	3.91	36	28	0	0	2	140.1	142	74	61	15	18	46	90	5	1

WILSON, William Alexander (Alex) - See Page 311**RHP****WORKMAN, Brandon Carlin****RHP**

HT: 6'5"; **WT:** 225; **BATS:** Right; **THROWS:** Right; **BORN:** 8/13/1988 in Arlington, TX; **RESIDES:** Bowie, TX; **SIGNED BY:** Jim Robinson; **ACQUIRED:** Red Sox 4th pick (2nd round, 57th overall) in the 2010 First-Year Player Draft.

2011: Made pro debut with Single-A Greenville... Ranked 2nd on the Drive and 13th among South Atlantic League qualifiers with a 3.71 ERA (54 ER/131.0 IP)... Also placed among club leaders in starts (2nd, 26), innings (3rd, 131.0) and strikeouts (2nd, 115)... Went 1-0 with a 2.67 ERA (9 ER/30.1 IP) and 27 strikeouts in 6 starts in May... Earned 1st career win on 5/29 vs. Asheville... Landed on the DL on 6/20 and fanned a season-high 9 batters in his 1st start back on 7/2 vs. Hickory... **PERSONAL:** Went 12-2 with a 3.35 ERA as a junior for the University of Texas in 2010... Led the Big 12 Conference in wins and ranked among conference leaders in innings (4th, 104.2), strikeouts (5th, 101), ERA (9th) and opponent average (9th, .247)... Rated by *Baseball America* as the No. 8 right-hander available in the 2010 First-Year Player Draft... Was selected by Philadelphia in the 3rd round of the 2007 First-Year Player Draft but did not sign.

YEAR	CLUB	W-L	ERA	G	GS	CG	SHO	SV	IP	H	R	ER	HR	HB	BB	SO	WP	BK
2011	Greenville	6-7	3.71	26	26	0	0	0	131.0	128	67	54	10	5	33	115	6	1

YOUNGINER, John Madison IV (Madison)**RHP**

HT: 6'4"; **WT:** 195; **BATS:** Right; **THROWS:** Right; **BORN:** 11/3/1990 in Augusta, GA; **RESIDES:** Tampa, FL; **SIGNED BY:** Quincy Boyd; **ACQUIRED:** Red Sox 7th pick (7th round, 228th overall) in the 2009 First-Year Player Draft.

2011: Tied for the Short-A Lowell lead with 14 starts, ranked 2nd with 61.1 innings and was 3rd with 48 strikeouts... Fanned at least 1 batter in every game... Earned only win on 7/22 at Vermont (G2)... **2010:** Finished among Lowell leaders in starts (T-1st, 14), wins (T-2nd, 3) and innings (3rd, 62.0) in pro debut... Held right-handers to a .208 average (26-for-125)... Won his pro debut, 6/19 at Vermont, allowing just 2 base runners over 5.0 shutout frames... Allowed 3 earned runs or less in each of his last 8 starts, posting a 3.05 ERA (13 ER/38.1 IP) from 7/20-8/31... Started the Spinners' rain-shortened "Futures at Fenway" loss, 7/10 vs. Jamestown... Named the No. 20 prospect in the New York-Penn League by *Baseball America*... **PERSONAL:** Named 2009 Gatorade South Carolina Baseball Player of the Year, going 4-0 with a 1.50 ERA and 33 strikeouts for Mauldin High School... Is the cousin of Brandon Snyder, a first-round selection (13th overall) by Baltimore in 2005.

YEAR	CLUB	W-L	ERA	G	GS	CG	SHO	SV	IP	H	R	ER	HR	HB	BB	SO	WP	BK
2010	Lowell	3-7	4.79	14	14	0	0	0	62.0	56	40	33	2	5	31	40	3	1
2011	Lowell	1-6	5.28	14	14	0	0	0	61.1	64	42	36	4	6	31	48	10	1
Minor Lg. Totals		4-13	5.04	28	28	0	0	0	123.1	120	82	69	6	11	62	88	13	2



MEDIA INFORMATION

MEDIA RELATIONS



Pam Ganley
Director, Media Relations



Leah Tobin
Manager, Media Relations



Abby DeCiccio
Media Relations
Specialist



Jon Shestakofsky
Baseball Information
Specialist



Peter Cohenno
Media Relations
Coordinator



Mikio Yoshimura
Japanese Media Liaison



Mike Ivins
Manager of Photography

MEDIA RELATIONS PHONE/FAX: 617-226-6613

CREDENTIAL PICKUP: All credentials may be picked up at the Fenway Park media entrance at Gate D on Level G (street level), located on the corner of Yawkey Way and Van Ness Street. Gate D is open to accredited media 4 hours before game time for all regular season games. Credential applications can be submitted through credentials.mlb.com.

MAIN PRESS BOX: The Main Press Box is located directly behind home plate on Level 5. The press box may be reached by taking the elevators or ramps located inside Gate D. Only media with proper credentials will be allowed access to the 5th floor press area. Media Dining is also located on Level 5.

CLUBHOUSES: The Red Sox clubhouse is located on Level G, near sections 15 and 16 on the first base side. The visitors' clubhouse is located on Level G, near sections 25 and 26 on the third base side. Both clubhouses will be open pre- and post-game only to accredited members of the media who are granted access by Major League Baseball.

PHOTO LOCATIONS: Assigned photo positions are located in permanent camera wells on the outfield side of both dugouts.

RED SOX ON NESN

NESN (New England Sports Network), New England's most watched sports network is in its 29th year of carrying Red Sox baseball. Consistently one of the top rated regional sports networks in the country, NESN's high definition (HD) coverage of the Red Sox includes one hour of pre- and post-game coverage before and after every game.

NESN's award-winning broadcast team of Don Orsillo, Jerry Remy are back to bring Red Sox fans nearly every game once again this season. They will be joined by new Red Sox field reporter Jenny Dell. Tom Caron is in his ninth year as host of NESN's pre- and post-game coverage. He will be joined by an All-Star line-up of studio analysts that includes Dennis Eckersley, Jim Rice, Peter Gammons and Matt Stairs.



DON ORSILLO (Twitter: @DonOrsillo) is in his 12th season (since 2001) as the voice of Boston Red Sox baseball on NESN. Born in Melrose, MA, Don grew up in Madison, NH and is a graduate of Northeastern University. Orsillo previously announced baseball for the Single-A Pittsfield Mets (1991-92), the Double-A Binghamton Mets (1993-95), and the Triple-A Pawtucket Red Sox (1996-00). He also called the action for the American Hockey League's Springfield Indians/Falcons (1991-96), Providence College men's basketball on ESPN Plus (2005-08) and NESN's Boston College basketball coverage. For the past five years, Orsillo has been selected to be a play-by-play announcer for TBS' Division Series coverage. Orsillo was named the 2005 Massachusetts

Sportscaster of the Year by the National Sportscasters and Sportswriters Association and is a two-time Emmy Award winner for outstanding play-by-play.



JERRY REMY (Twitter: @Jerry_Remy) has served as the Red Sox' color analyst on NESN for the past 25 years (since 1988) announcing nearly 3,000 regular season Red Sox games during his career. The long-time Red Sox Nation favorite was elected to the Red Sox Hall of Fame in 2006 for his playing and broadcasting accomplishments and was named the Massachusetts Sports-caster of the Year by the National Sportscasters and Sportswriters Association in 2004. A native of Somerset, MA, Remy was an infielder for 10 years in the Majors with the California Angels (1975-77) and Red Sox (1978-84) with a career .275 batting average and 208 stolen bases in 1,154 games. He ranked among the AL leaders with 10 triples and 41 stolen bases in 1977 and was an AL All-Star in his first season with Boston in 1978, when he scored 87 runs and stole 30 bases. Remy has also worked games for FOX as part of its Saturday Game of the Week package. In September of 2007, Remy was elected President of Red Sox Nation through on-line voting and can often be found at Remy's Bar and Grill, which opened in 2010 and features a view of Fenway Park.



JENNY DELL (Twitter: @JennyDelINESN) enters her first season as NESN's field reporter after spending time at ESPN where she served in a variety of roles, including on-air reporter. The University of Massachusetts graduate covered the Super Bowl in 2010 and 2011 and delivered AccuScore reports for ESPN.com. Since 2008, the Connecticut native has worked behind the camera for several high profile events and programs for ESPN, including Major League Baseball (MLB), Monday Night Football, National Basketball Association (NBA) and NASCAR coverage.



TOM CARON (Twitter: @TomCaron) is in his ninth season (since 2004) hosting NESN's pre- and post-game programs. The Lewiston, ME native joined NESN in 1995 and has served as a studio host for Boston Bruins hockey, Red Sox field reporter and Hockey East play-by-play announcer. Before joining NESN, he served as a sports anchor in Plattsburgh, NY, Hanover, NH and Portland, ME. In 1993, he joined the Portland Pirates of the AHL as play-by-play announcer and communications director. Caron is a 3-time Emmy winner and regular contributor to NESN.com. He is involved with many local and regional charities including serving on the advisory board for Good Sports, Inc. and working with Mass Mentoring, the MetroWest Food Bank, and the Boston

Chapter of the American Foundation for Suicide Prevention.



DENNIS ECKERSLEY has been a studio analyst on NESN's popular pre- and post-game shows since 2003. He was elected into Baseball's Hall of Fame in 2005 after pitching 24 seasons in the Major Leagues with five teams (Indians, Red Sox, Cubs, A's, Cardinals), including two different stints with the Red Sox (1978-84, 1998). He spent the first 12 years of his career as a starting pitcher then switched to the bullpen to become one of the most dominant closers in the game. During a five-year stretch beginning in 1988, Eckersley averaged 44 saves, a 1.88 ERA, more than a strikeout/inning and less than one walk/9 innings. In 1992, Eckersley became only the second relief pitcher to win both the AL MVP and Cy Young Award in the same season. The six-time All-Star has served as a color analyst for the Oakland A's television broadcasts (1999), has filled in for Jerry Remy during Red Sox broadcasts and has served as a postseason studio analyst for TBS since 2008.



JIM RICE in his 10th year as a NESN studio analyst. In 2009, he became the 32nd member of the Red Sox to be elected into the National Baseball Hall of Fame. Rice played 16 seasons in the Major Leagues, all of them with the Red Sox. The eight-time All-Star finished his career with a .298 batting average, 382 home runs and 1,451 RBI. Rice was voted the AL MVP in 1978 and helped lead the Red Sox to two World Series (1975 and 1986). He ranks third behind only Ted Williams and Carl Yastrzemski on the Red Sox all-time leaders in home runs, RBI, hits and total bases. Since retiring after the 1989 season, Rice has remained active in the Red Sox organization, serving as a minor league hitting instructor from 1992 to 1994 before joining the parent club as hitting coach from 1995-00. He currently serves as a special organizational instructor for the team.



PETER GAMMONS (Twitter: @pgammo) is in his third year as a baseball analyst on NESN. A three-time National Sportswriter of the Year recipient by the National Sportscasters and Sportswriters Association, Gammons was elected to the Baseball Hall of Fame as the 2004 recipient of the J.G. Taylor Spink Award for outstanding baseball writing. He spent 21 years as a baseball analyst for ESPN and online contributor to ESPN.com after a Hall of Fame career as a reporter for *The Boston Globe* and *Sports Illustrated*. Gammons is also a gifted musician and is one of the creators and hosts of Hot Stove Cool Music, a biannual charity concert and musical variety show that has raised more than \$2 million for the Jimmy Fund and Theo and Paul Epstein's Foundation To Be Named Later, a branch of the Red Sox Foundation.



MATT STAIRS joins NESN as a studio analyst after a 19-year career in Major League Baseball with a record 12 teams, including one year with the Red Sox. Stairs hit .261 with 7 doubles and 17 RBI in 39 games with the Red Sox in 1995 and finished with a .262 career batting average while slugging 265 home runs and 899 RBI in 1,895 Major League games. He holds the Major League record for pinch-hit home runs in a career with 23. A native of Fredericton, New Brunswick, Canada, Stairs played for Canada in the 1988 Summer Olympics in Seoul, South Korea. He currently resides in Bangor, ME, where he serves as an assistant coach for the local high school hockey team.

RED SOX RADIO NETWORK

The Red Sox Radio Network carries every regular season game. The Red Sox and Entercom Communications announced a 10-year agreement for 2007-2016 in May 2006. A network of over 60 stations broadcasts Boston's games throughout the New England area. Joe Castiglione and Dave O'Brien will again provide radio coverage for most games in 2012. Jon Rish serves as the host of pre- and post-game Red Sox coverage.



JOE CASTIGLIONE is in his 30th season on Red Sox radio, the second longest tenure of any Boston broadcaster to 32 years for the late Ned Martin. Prior to coming to Boston, Castiglione called television games for the Cleveland Indians in 1979 and 1982 and for the Milwaukee Brewers in 1981. The Hamden, CT native has also announced television games for the NBA's Cleveland Cavaliers and did college basketball on NESN for six years. During the off-season, Joe teaches classes in broadcast journalism at both Northeastern University and Franklin Pierce University and has been an active staff member for the Jimmy Fund since 1990. A graduate of both Colgate and Syracuse Universities, Joe is the author of Broadcast Rites and Sites-I Saw It on the Radio with the Boston Red Sox, which was published in 2004.

and Can Your Believe It, 30 Years Inside Red Sox Baseball published in 2012. Joe and his wife, Jan have three children and five grandchildren. They reside in Marshfield, MA.



DAVE O'BRIEN enters his sixth season doing Red Sox baseball and his 22nd year calling Major League games. O'Brien also broadcasts for ESPN, where he has handled a variety of play-by-play roles, including Major League Baseball, Major League Soccer, College Basketball, the NCAA Women's Final Four and the NBA since joining the network in 2002. O'Brien was the voice of the 2006 World Cup Soccer Tournament televised by ABC that was nominated for an Emmy and called MLB International's coverage of the American League Championship Series and World Series from 2004-2009. He worked as both a radio and television announcer for the Florida Marlins from 1993-2001 and broadcast television games for the New York Mets from 2003-05. O'Brien has also done play-by-play for the Atlanta Braves

and college football and basketball action for the University of Georgia and University of Miami. The Quincy, MA native and Syracuse University graduate resides in Rye, NH with his wife, Debbie, and children Michael (21), Samantha (18) and Kaitlyn (15).



JON RISH has served as the pre and post-game host on the Red Sox Radio Network since 2006. Rish, who also calls games for the Red Sox in Dave O'Brien's absence, joined WEEI Radio in July 2005 after six years with ESPN Radio in Bristol, CT. During that time he served as a Radio SportsCenter anchor and hosted studio programming for Major League Baseball, NBA, and Bowl Championship Series coverage. Rish's other play-by-play credits include Boston Celtics basketball, Boston College hockey, Boston College basketball, college basketball for NESN and New England Revolution soccer. Rish is a 1994 graduate of Boston College and he currently lives in Natick, MA with his wife Christina and four children Matthew, Abigail, Rebecca and Kathryn.

RED SOX SPANISH RADIO NETWORK

In its 12th year, Spanish Béisbol Productions (formerly Spanish Béisbol Network) broadcasts every game of the regular season to its affiliates, including flagship WWZN (1510 AM). Uri Berenguer and Oscar Baez will once again call the action in 2012 with assistance from Bill Kulik, president of Spanish Béisbol Productions (SBP).



URI BERENGUER started working with the Red Sox Spanish-language broadcast team in 2002 and, at the age of 29, is one of the youngest announcers in the Major Leagues. A former Jimmy Fund patient at the Dana-Farber Cancer Institute, he became interested in a broadcasting career after a visit from Sox announcer Joe Castiglione. Berenguer attended Boston Latin Academy and Northeastern University and is the nephew of former Major League pitcher Juan Berenguer.



OSCAR BAEZ returns for an eighth season on the network. Baez has hosted Conversando de Deportes, a Spanish-language sports talk show in Boston since 2001 and has hosted Calentando Brazo, Spanish Béisbol's pre-game show, for seven years. A native of Bani, Dominican Republic, Baez played minor league baseball in the New York Yankees organization, reaching the Double-A level.

2012 RADIO AFFILIATES

MASSACHUSETTS	Boston Beverly Fall River Fitchburg Milford New Bedford North Adams Pittsfield Springfield Hyannis Worcester Worcester	WEEI (Flagship) WBOQ WSAR WPKZ WMRC WBSM WNAW WBEC WVEI WEII WCRN WVEI	93.7 FM/850 AM 104.9 FM 1480 AM 1280 AM 1490 AM 1420 AM 1230 AM 1420 AM 105.5 FM 96.3 FM 830 AM 1440 AM
COLORADO	Salida	KVRH	1340 AM
CONNECTICUT	Greenwich Hartford New Haven Putnam Willimantic	WGCH WTIC WQUN WINY WILI	1490 AM 1080 AM 1220 AM 1350 AM 1400 AM
FLORIDA	Ft. Myers Palm Beach	WWCN WSVU	770 AM 960 AM
MAINE	Augusta Bangor Calais Camden Dover/Foxcroft Ellsworth Farmington Gray Houlton Madison Machias Millinocket Portland Presque Isle Rockland Saco Topsham	WFAU WZON WQDY WCME WDME WDEA WKTJ WJJB WHOU WIGY WALZ WSYU WLOB WEGP WRKD WPEI WGEI	1280 AM 620 AM 92.7 FM 96.7 FM 103.1 FM 1370 AM 99.3 FM 96.3 FM 100.1 FM 97.5 FM 95.3 FM 1240 AM 1310 AM 1490 AM 1450 AM 95.9 FM 95.5 FM
NEW HAMPSHIRE	Franklin Hanover Hillsboro Keene Keene Laconia Manchester Nashua New London New London Plymouth Rochester Wolfeboro	WFTN WTSL WTPL WKBK WKNE WEMJ WGAM WGHI WCFR WNTK WPNH WQSO WASR	1240 AM 1400 AM 107.7 FM 1290 AM 103.7 FM 1490 AM 1250 AM 900 AM 1480 AM 99.7 FM 1300 AM 96.7 FM 1420 AM
NEW YORK	Johnstown N. Syracuse Oswego Albany	WIZR WTLA WSGO WOFX	930 AM 1200 AM/97.7 FM 1440 AM/100.1 FM 980 AM
RHODE ISLAND	Providence	WVEI	103.7 FM
VERMONT	Bennington Brattleboro Burlington Middlebury Newport Randolph Rutland St. Albans St. Johnsbury Woodstock	WBTV WKVT WJOY WFAD WIKI WTSJ WSYB WRSB WSTJ WMXR	1370 AM 1490 AM 1230 AM 1490 AM 1490 AM 1320 AM 1380 AM 1420 AM 1340 AM 93.9 FM
WYOMING	Jackson	KJAX	93.3 FM
SPANISH NETWORK			
MASSACHUSETTS	Boston Lawrence	WWZN (flagship) WCEC	1510 AM 1490 AM

ALL-TIME BROADCASTERS (SINCE 1926)

Name	Year(s)	Affiliate(s)
Andrews, Mike	1984	NESN Cable TV
Arnold, Dale	2008-11	WEEI-AM (2008-2009), WRKO-AM (2008-2009)
Baez, Oscar	2002-present	Spanish Baseball Productions, LLC
Berenguer, Uri	2003-present	Spanish Baseball Productions, LLC
Britt, Jim	1940-50	WAAB-AM (1940-42), WNAC-AM (1942, 1946), WHDH-AM (1947-50), TV-4 & TV-7 (1948-50)
Castiglione, Joe	1983-present (2007-present)	WRKO-AM (1983-94), WEEI-AM (1995-Present), WRKO-AM
Coleman, Ken	1966-74 1979-89	WHDH-AM (1966-71), TV-5 (1966-71), TV-4 (1972-74) WITS-AM (1979-82), WRKO-AM (1983-89)
Crowley, Bill	1957-60	TV-5 and WHDH-AM
Delaney, Bob	1951-53	WHDH-AM, TV-4 & TV-7
Der Divanis, Kent	1984	NESN Cable TV
Egan, Leo	1949-50	WHDH-AM (1949-50), TV-4 & TV-7 (1949)
Fornieles, Mike	1993	WROL-AM (Spanish)
Frisch, Frankie	1939	WAAB-AM
Geffner, Glenn	2007	WEEI-AM (2007), WRKO-AM (2007)
Gillis, Don	1957	TV-5 (Gowdy was out most of year with a bad back)
Gleeson, Art	1960-64	TV-5 and WHDH-AM
Gowdy, Curt	1951-65	WHDH-AM (1951-65), TV-4 & TV-7 (1951-56), TV-5 (1957-65)
Hadley, Bump	1948, 1950	TV-4 & TV-7
Harrelson, Ken	1975-81	WSBK-TV 38
Harrison, Gerry	1927	WNAC-AM
Hartrick, George	1943-45	WNAC-AM
Hoey, Fred	1927-38	WNAC-AM
Hussey, Tom	1939-54 (1947-54), TV-4 & TV-7 (1948-54)	WAAB-AM (1939-42), WNAC-AM (1942-46), WHDH-AM
Kulik, Bill	2001-present	Spanish Baseball Productions, LLC
Kurtz, Bob	1993-00	NESN Cable TV
Martin, Dave	1972-73	WHDH-AM (joined crew in June)
Martin, Ned	1961-92	TV-5 (1961-71), WHDH-AM (1961-75), WMEX-AM (1976-77), WITS-AM (1978), WSBK-TV 38 (1979-87), NESN Cable TV (1988-92)
Martinez, Hector	1988-98	WRCA-AM (1988-90), WROL-AM (1991-98) (Spanish)
McDonough, Sean	1988-04	WSBK-TV 38 (1988-96), WABU-TV 68 (1997-98), WB-Ch. 56 (1999), FOX 25 (2000-02), UPN/WBZ (2003)
MacLean, John	1972	WHDH-AM (April to early May and left due to illness)
Miller, Jon	1980-82	WITS-AM
Montgomery, Bob	1982-95	WSBK-TV 38
Murphy, Bob	1954-59	WHDH-AM (1954-59), TV-4 & TV-7 (1954-56), TV-5 (1957-59)
O'Brien, Dave	2007-present	WEEI-AM (2007-present), WRKO-AM (2007-present)
Orsillo, Don	2001-present	NESN Cable TV (2001-present)
Parnell, Mel	1965-68	TV-5 and WHDH-AM
Pesky, Johnny	1969-74	WHDH-AM (1969-71), TV-5 (1969-71), TV-4 (1973-74)
Petrocelli, Rico	1979	WITS-AM
Remy, Jerry	1988-present	NESN Cable TV (1988-Present), WSBK-TV 38 (1996), WABU-TV 68 (1997-98), WB-Ch. 56 (1999), FOX 25 (2000-02), UPN/WBZ (2003)
Rooney, Gus	1926	WNAC-AM (Opening Day)
Serano, Bobby	1988-01	WRCA-AM (1988-90, 1999-01) WROL-AM (1991-98)
Starr, Bob	1990-92	WRKO-AM
Stockton, Dick	1975-78	WSBK-TV 38
Tiant, Luis	2002-03	Spanish Baseball Network
Trupiano, Jerry	1993-06	WRKO-AM (1983-94), WEEI-AM (1995-06)
Villaman, J.P.	1999-05	WRCA-AM, Spanish (1999-2005)
Woods, Jim	1974-78	WHDH-AM (1974-75), WMEX-AM (1976-77), WITS-AM (1978)

Corrections have been made in the above listing thanks to information provided to us from John K. Moynahan, author of 50 Years At The Game, A Sports Traveler's Journey, and other sources. We appreciate this input as we attempt to produce an accurate account of our broadcasters. We are aware that through the years there have been "guest" or temporary fill-in broadcasters for Red Sox games, however, they are too numerous to list here.

SPRING TRAINING



JetBlue Park, which sits within the Fenway South Spring Training and player development complex, features the same seating bowl geometry and playing field dimensions as Fenway Park in Boston. Opening in 2012, the ballpark has a total capacity of roughly 11,000 (including standing room and reserved lawn seating), and takes many of its defining characteristics from "America's Most Beloved Ballpark."

One such characteristic is a near replica of the iconic Fenway Park Green Monster wall. The JetBlue Park wall features the similar dimensions and signature paint color of its counterpart up north, but is unique with its 2-level seating area both on top and inside the wall under cover. The wall also features a restored manual scoreboard that served Red Sox fans for almost 3 decades at Fenway Park in Boston starting in 1976.

JetBlue Park also features:

- **Close to 60,000 square feet of rolling canopy shading for the majority of seats, just about 1 ½ acres**
- **Approximately 9,900 fixed seats**
- **8 private suites**
- **378 Green Monster Wall seats on 2 separate levels**
- **A 50,000-square-foot Clubhouse**
- **A 2,400-square-foot Team Store**
- **A state-of-the-art 20'x24' HD video board**
- **5 permanent concession stands and numerous portable carts located throughout the concourse**

A street festival environment will be recreated on Fenway South Drive. Much like Yawkey Way at Fenway Park, the street will feature specialty concession stands and entertainment, including face painting, magicians, stilt walkers and other games for children.

While the interior of JetBlue Park pays homage to Fenway Park in Boston, the exterior of the ballpark takes cues from its natural Southwest Florida surroundings. The undulating shade canopy with its canted columns was inspired by the Cypress tree domes that surround the site. In addition to providing shade to the majority of the seating bowl, the canopy serves as one of the ballpark's most striking architectural features. Locally manufactured masonry blocks used on parts of the exterior wall feature crushed Florida sea shells from Sanibel beaches. The light colors of the exterior enhance and contrast the deep shadows cast by the bright Florida sun.



JetBlue Park at Fenway South
 11500 Fenway South Drive
 Fort Myers, FL 33913
 Phone: (239) 334-4799

DIRECTIONS

- From the North: Take I-75 South to Exit 131 (Daniels Parkway). Make a left off the exit and go east for approximately 2 miles. Fenway South will be on your left.
- From the South: Take I-75 North to Exit 131 (Daniels Parkway). Make a right off exit and go east for approximately 2 miles. Fenway South will be on your left.



2012 EXHIBITION SCHEDULE

March 3	NORTHEASTERN	2:35 p.m.
	BOSTON COLLEGE	7:05 p.m./TV/Radio
March 4	MINNESOTA	1:35 p.m./TV/Radio#
March 5	at Minnesota	7:05 p.m./TV/Radio
March 6	BALTIMORE	1:35 p.m.
March 7	at Toronto	1:05 p.m.
March 8	at St. Louis	1:05 p.m.
March 9	PITTSBURGH	7:05 p.m./TV/Radio#
March 10	TAMPA BAY	7:05 p.m./TV/Radio
March 11	at Baltimore	1:05 p.m./TV
March 12	MIAMI	1:35 p.m./ESPN
March 13	at New York Yankees	7:05 p.m./Radio
March 14	OFF DAY	
March 15	ST. LOUIS	2:35 p.m.
March 16	MINNESOTA	7:05 p.m./Radio
March 17	at Baltimore (SS)	1:05 p.m.
	BALTIMORE (SS)	1:35 p.m./Radio
March 18	at Tampa Bay	1:05 p.m./TV/Radio
March 19	MINNESOTA	1:35 p.m.
March 20	TORONTO	7:05 p.m./TV/Radio
March 21	at Pittsburgh	1:05 p.m.
March 22	NEW YORK YANKEES	7:05 p.m./TV/ESPN/Radio#
March 23	at Baltimore	1:05 p.m.
March 24	at Miami (SS)	1:05 p.m.
	PHILADELPHIA (SS)	1:35 p.m./TV/Radio
March 25	at Toronto	1:05 p.m./TV/Radio
March 26	at Philadelphia	1:05 p.m./ESPN
March 27	TAMPA BAY	1:35 p.m.
March 28	OFF DAY	
March 29	TORONTO	1:35 p.m.
March 30	at Minnesota	1:05 p.m.
March 31	at Tampa Bay	1:05 p.m./Radio
April 1	MINNESOTA	1:35 p.m./TV/Radio#
April 2	WASHINGTON	1:35 p.m.
April 3	at Washington	3:05 p.m.

(SS) - Split Squad; All Times Local
 HOME GAMES at JetBlue Park at Fenway South in Lee County, Florida
 TV - Telecast by NESN, ESPN - Telecast on ESPN
 Radio - Aired on WEEI 93.7 FM/850 AM, Radio# - Aired on WRKO 680 AM

SPRING TRAINING SITES

1901	Charlottesville, VA
1902	Augusta, GA
1903-06	Macon, GA
1907-08	Little Rock, AR
1909-10	Hot Springs, AR
1911	Redondo Beach, CA
1912-18	Hot Springs, AR
1919	Tampa, FL
1920-23	Hot Springs, AR
1924	San Antonio, TX
1925-27	New Orleans, LA
1928-29	Bradenton, FL
1930-31	Pensacola, FL
1932	Savannah, GA
1933-42	Sarasota, FL
1943*	Medford, MA
1944*	Baltimore, MD
1945*	Pleasantville, NJ
1946-58	Sarasota, FL
1959-65	Scottsdale, AZ
1966-92	Winter Haven, FL
1993-2011	Fort Myers, FL
2012-	Lee County, FL

* World War II

SPRING TRAINING ATTENDANCE HIGHS

Annual Home Record:
 134,570 — 18 dates — 2009
 Home Avg. Record:
 7,751 — 16 dates — 2005
 Single-Game Paid Att. Record:
 8,279, vs. Detroit Tigers, March 23, 2009
 2011 Home Total:
 120,613 — 7,538 avg — 16 dates
 2011 Single-Game High:
 8,121 vs. Detroit Tigers, March 18

RECENT SPRING TRAINING RECORDS

1973: 3-14	1986: 12-16	1999: 18-10-2
1974: 18-8	1987: 16-13-1	2000: 11-19
1975: 1-20	1988: 17-15	2001: 14-16
1976: 9-5-1	1989: 12-19-1	2002: 15-15-2
1977: 17-10	1990: 9-8-1	2003: 15-14-1
1978: 15-11	1991: 22-11	2004: 17-12-1
1979: 15-11	1992: 16-13-2	2005: 13-15-1
1980: 11-9	1993: 11-20	2006: 9-20-1
1981: 15-14	1994: 15-13-2	2007: 15-12-4
1982: 11-16	1995: 5-7	2008: 7-11-2
1983: 9-16	1996: 12-17	2009: 19-13
1984: 15-11	1997: 11-19-1	2010: 17-14-1
1985: 12-16-1	1998: 20-8	2011: 14-19-2

PACKING 'EM IN

The Red Sox have sold out 119 of their previous 120 Grapefruit League home games, including 15 of 16 tilts in 2011, the club's final year at City of Palms Park.

Boston drew a total of 120,613 fans to Grapefruit League games at City of Palms Park in 2011, an average of 7,538 per game. The club hosted over 1.8 million fans in their 267 Grapefruit League home contests in 19 seasons at City of Palms Park.





OFFICIAL BEER OF

1912

FENWAY PARK

100 YEARS



THE BOSTON RED SOX

ENJOY RESPONSIBLY

©2012 Anheuser-Busch, Budweiser® Beer, St. Louis, MO

2012 Boston Red Sox Season Schedule

APRIL

SUN	MON	TUE	WED	THU	FRI	SAT
1	2	3	4	5 DET 1:05	6	F 7 DET 4:05
8 DET 1:05	9 TOR 7:07	10 TOR 7:07	11 TOR 12:37	12	13 TB 2:05	14 TB 4:05
15 TB 1:35	16 TB 11:05	17 TEX 7:10	18 TEX 7:10	19	20 NYY 3:05	F 21 NYY 4:05
E 22 NYY 8:05	23 MIN 8:10	24 MIN 8:10	25 MIN 8:10	26 CWS 8:10	27 CWS 8:10	28 CWS 7:10
29 CWS 2:10	30 OAK 7:10					

MAY

SUN	MON	TUE	WED	THU	FRI	SAT
		1 OAK 7:10	2 OAK 7:10	3	4 BAL 7:10	5 BAL 1:10
6 BAL 1:35	7 KC 8:10	8 KC 8:10	9 KC 8:10	10 CLE 7:10	11 CLE 7:10	12 CLE 7:10
13 CLE 1:35	14 SEA 7:10	15 SEA 4:05	16 TB 7:10	17 TB 7:10	18 PHI 7:05	F 19 PHI 7:15
20 PHI 1:35	21 BAL 7:05	22 BAL 7:05	23 BAL 12:35	24	25 TB 7:10	F 26 TB 7:15
27 TB 1:35	28 DET 1:35	29 DET 7:10	30 DET 7:10	31 DET 7:10		

JUNE

SUN	MON	TUE	WED	THU	FRI	SAT
					1 TOR 7:07	2 TOR 1:07
3 TOR 1:07	4	5 BAL 7:10	6 BAL 7:10	7 BAL 7:10	8 WSH 7:10	9 WSH 4:05
10 WSH 1:35	11 MIA 7:10	12 MIA 7:10	13 MIA 7:10	14	15 CHC 2:20	F 16 CHC 7:15
17 CHC TBD	18	19 MIA 7:10	20 MIA 7:10	21 MIA 7:10	22 ATL 7:10	F 23 ATL 7:15
24 ATL 1:35	25 TOR 7:10	26 TOR 7:10	27 TOR 1:35	28 SEA 10:10	29 SEA 10:10	30 SEA 10:10

JULY

SUN	MON	TUE	WED	THU	FRI	SAT
1 SEA 4:10	2 OAK 10:07	3 OAK 10:07	4 OAK 4:07	5	6 NYY 7:10	F 7 NYY 7:15
E 8 NYY 8:05	9	10	11	12	13 TB 7:10	14 TB 7:10
15 TB 1:40	16 CWS 7:10	17 CWS 7:10	18 CWS 7:10	19 CWS 7:10	20 TOR 7:10	21 TOR 7:10
22 TOR 1:35	23 TEX 8:05	24 TEX 8:05	25 TEX 8:05	26	27 NYY 7:05	F 28 NYY 4:05
29 NYY TBD	30 DET 7:10	31 DET 7:10				

AUGUST

SUN	MON	TUE	WED	THU	FRI	SAT
			1 DET 7:10	2 MIN 7:10	3 MIN 7:10	4 MIN 7:10
5 MIN 1:35	6 TEX 7:10	7 TEX 7:10	8 TEX 1:35	9 CLE 7:05	10 CLE 7:05	11 CLE 6:05
12 CLE 1:05	13	14 BAL 7:05	15 BAL 7:05	16 BAL 7:05	17 NYY 7:05	F 18 NYY 4:05
19 NYY TBD	20	21 LAA 7:10	22 LAA 7:10	23 LAA 7:10	24 KC 7:10	25 KC 7:10
26 KC 1:35	27 KC 1:35	28 LAA 10:05	29 LAA 10:05	30 LAA 10:05	31 OAK 10:07	

SEPTEMBER/OCTOBER

SUN	MON	TUE	WED	THU	FRI	SAT
						1 OAK 9:07
2 OAK 4:07	3 SEA 4:10	4 SEA 10:10	5 SEA 3:40	6	7 TOR 7:10	8 TOR 7:10
9 TOR 1:35	10	11 NYY 7:10	12 NYY 7:10	13 NYY 7:10	14 TOR 7:07	15 TOR 1:07
16 TOR 1:07	17 TB 7:10	18 TB 7:10	19 TB 7:10	20 TB 7:10	21 BAL 7:10	22 BAL 1:10
23 BAL 1:35	24	25 TB 7:10	26 TB 7:10	27	28 BAL 7:05	29 BAL 7:05
30 BAL 1:35	10/1 NYY 7:05	10/2 NYY 7:05	10/3 NYY 7:05			

■ Home Games. All times are Eastern and subject to change.

Please check redsox.com for schedule changes. All regular season games are televised on NESN unless noted and broadcast in English on WEEI 93.7 FM/850 AM and network affiliates. Games are broadcast in Spanish on Spanish Béisbol Productions WWZN 1510 AM.

F=FOX E=ESPN