



RUN WITH US



CHICAGO BULLS
MEDIA GUIDE 2019/20



2019-20 SCHEDULE

OCTOBER 2019

S	M	T	W	T	F	S
			1	2	3	4
6	MIL 7:00 P	7	8	NOP 7:00 P	9	10
13	TOR 5:00 P	14	15	16	ATL 7:00 P	17
20	21	22	CHA 6:00	23	24	MEM 7:00
27	NYK 6:00	28	29	CLE 6:00	30	31

P. Preseason

JANUARY 2020

S	M	T	W	T	F	S
			1	2	3	4
5	DAL 7:30	6	7	NOP 7:00	8	9
12	BOS 6:30	13	14	15	16	17
19	MIL 4:00	20	21	22	23	24
26	SAS 7:00	27	28	29	30	31

NOVEMBER 2019

S	M	T	W	T	F	S
						1
3	4	LAL 7:00	5	6	7	8
10	11	12	13	14	15	16
17	18	19	20	21	22	23
24	25	26	27	28	29	30

FEBRUARY 2020

S	M	T	W	T	F	S
						1
2	3	4	5	6	7	8
9	10	11	12	13	14	15
16	17	18	19	20	21	22
23	24	25	26	27	28	29

DECEMBER 2019

S	M	T	W	T	F	S
1	2	3	4	5	6	7
8	9	10	11	12	13	14
15	16	17	18	19	20	21
22	23	24	25	26	27	28
29	30	31				

MARCH 2020

S	M	T	W	T	F	S
1	2	3	4	5	6	7
8	9	10	11	12	13	14
15	16	17	18	19	20	21
22	23	24	25	26	27	28
29	30	31				

APRIL 2020

S	M	T	W	T	F	S
			1	2	3	4
5	6	7	8	9	10	11
12	13	14	15	16	17	18

HOME

ROAD

● PREFERRED
■ PRIME
★ PREMIER

All Bulls games can be seen on





The 2019-20 Chicago Bulls Media Guide was written and edited by the Chicago Bulls Public and Media Relations Department: Tim Hallam, Matt Yob, Beth Grady, Kristen Deahl, Matt Scull and Martin Oppegaard.

Statistical assistance from Robert Rosenberg, Steve Weinman and the Elias Sports Bureau.

Design by Jeff Pitcock. Photography by Bill Smith, Kena Krutsinger and NBA Photos.

@2019 CHICAGO BULLS

All NBA and team insignia depicted in this publication are the property of NBA Properties, Inc. and the respective teams of the NBA, and may not be reproduced for commercial purposes without the prior consent of NBA Properties, Inc.

The information contained in this publication was compiled by the Chicago Bulls and is provided as a courtesy to our fans and the press, and may be used only for personal or editorial purposes. Any commercial use of this information is prohibited without the prior written consent of the Chicago Bulls.

TABLE OF CONTENTS

FRONT OFFICE

Team Directory.....	4
Chairman Jerry Reinsdorf.....	7
Alternate NBA Governor.....	8
Board of Directors/Partners List.....	8
President & COO Michael Reinsdorf.....	9
Vice Presidents.....	10
Department Heads.....	12
Special Advisors to the President & COO.....	17
Chicago Bulls Charities.....	18
Bulls Ambassadors.....	18
Front Office Staff.....	20
Gameday Staff.....	25

BASKETBALL OPERATIONS

Executive Vice President John Paxson.....	30
General Manager Gar Forman.....	31
Head Coach Jim Boylen.....	33
Assistant Coaches.....	34
Basketball Operations.....	36
Advocate Center Staff.....	40
Medical Staff.....	41

THE PLAYERS

Coby White.....	46
Luke Kornet.....	48
Shaquille Harrison.....	50
Cristiano Felicio.....	52
Zach LaVine.....	54
Daniel Gafford.....	58
Chandler Hutchison.....	59
Adam Mokoka.....	61
Thaddeus Young.....	62
Otto Porter Jr.....	66
Lauri Markkanen.....	69
Tomas Satoransky.....	71
Kris Dunn.....	73
Wendell Carter Jr.....	75
Denzel Valentine.....	77
Ryan Arcidiacono.....	80
2019-20 Chicago Bulls Roster.....	82
Television Roster.....	83

OPPONENTS

Team-By-Team Information.....	88
-------------------------------	----

RECORDS

Regular Season Records.....	148
Opponent Records.....	151
United Center Records.....	154
All-Time Career Leaders.....	156
Bulls Statistical Leaders.....	160
50-Point Club.....	166
All-Time Rebounding Bests.....	167
All-Time Triple Doubles.....	168
All-Time Rookie Records.....	169
All-Time Head Coach Records.....	171
All-Time NBA Record.....	173
Bulls in Preseason.....	174
Starting Lineups in Openers.....	175
Individual Honors.....	177
Attendance Records.....	179
Miscellaneous Records.....	181

PLAYOFF RECORDS

All-Time Playoff Results.....	186
Bulls Playoff Records.....	190
Opponent Playoff Records.....	193
Career Playoff Leaders.....	197
Home Playoff Attendance.....	198

HISTORICAL

All-Time Game-by-Game Results.....	202
Year-by-Year Statistics.....	308
Draft History.....	328
All-Time Uniform Numbers.....	333
Retired Numbers/Honorees/Hall of Famers.....	336
Chicago Bulls NBA Titles.....	340
International Amphitheatre History.....	346
Chicago Stadium History.....	347
United Center History.....	348
Bulls Ownership History.....	349
All-Time Transactions.....	350
All-Time Roster with Statistics.....	372

COMMUNITY RELATIONS

Chicago Bulls Community Relations.....	408
NBA Cares.....	416

MEDIA

Public & Media Relations Staff.....	420
Media Information.....	421
Announcers.....	422
Television/Radio Broadcast History.....	424
Traveling Media.....	425
Internet/TV/Radio.....	426
NBA Key Dates.....	427
United Center Information.....	428
Advocate Center.....	429
Ticket Information.....	430
2019-20 Promotional Schedule.....	431
2019-20 Spanish Radio Broadcasts.....	432
Chicago Bulls 2019-20 Schedule.....	433
2019-20 NBA Directory.....	434
2019-20 Windy City Bulls Schedule.....	435
2019-20 G League Standings & Post Season.....	436
2019-20 G League Statistical Leaders.....	437
2019-20 G League Award Winners.....	438
2019-20 G League Directory.....	439

CONTENTS



FRONT OFFICE

EXECUTIVE STAFF

Chairman/Alternate NBA Governor – Jerry Reinsdorf
 President & Chief Operating Officer/NBA Governor – Michael Reinsdorf
 Alternate NBA Governor – Robert A. Judelson
 Executive Vice President of Basketball Operations – John Paxson
 Senior Advisor of Basketball Operations – Doug Collins
 Vice President of Ticketing & Premium Seating – Keith Brown
 Vice President of Marketing & Communications – Susan Goodenow
 Vice President of Business Strategy & Analytics – Matt Kobe
 Vice President of Financial & General Counsel – Ram Padmanabhan
 Special Advisors to the President & COO – Scottie Pippen, Toni Kukoc and Horace Grant
 Assistant to the President & COO – Carla DeLo
 Executive Assistant to Vice President of Financial & General Counsel – Denise Aleman

BASKETBALL OPERATIONS

General Manager – Gar Forman
 Head Coach – Jim Boylen
 Assistant Coaches – Dean Cooper, Chris Fleming, Nate Loenser, Roy Rogers, Karen Stack Umlauf
 Director of Player Development – Shawn Respert
 Assistant to the Head Coach – Paul Miller
 Associate General Manager – Brian Hagen
 Assistant General Manager – Steve Weinman
 Director of International Scouting/Special Assistant to General Manager – Ivica Dukan
 Director of Pro Personnel – Jim Paxson
 Pro Personnel Scouts – Jay Hillock, Mike Wilhelm
 Scout – Dave Bollwink
 Video Coordinator – Chris Kent
 Basketball Operations Associates – Louis Campbell, Amadou Mbodji
 Director of Performance Health – Chip Schaefer
 Performance Coach – Wendy Borlabi
 Head Athletic Trainer – Jeff Tanaka
 Assistant Athletic Trainer – Arnold Lee
 Head Strength Coach – Matthew Johnson
 Assistant Strength Coach – Geoffrey Puls
 Physical Therapist – Michael Orr
 Equipment Manager – John Ligmanowski
 Assistant Equipment Manager – Steve Pankow
 Director of Security – Jason St. Charles
 Senior Managers of Basketball Administration – Wendy Knoll, Kristine Watson
 Senior Manager of Player & Team Services – Shaun Hickombottom
 Coordinator of Player & Team Services – Erika Marmolejo
 Manager of Minor League Scouting & Analytics – Miles Abbett
 Coordinator of Basketball Analytics – Faizan Hasnany

TICKET SALES & PREMIUM SEATING

TICKET SALES

Senior Director of Ticket Sales – David Dowd
 Senior Director of Premium Tickets – Joe O'Neil
 Senior Manager of Ticket Sales – Anthony Horton
 Senior Managers of Group Ticket Sales – Robby Joseph, Brandon Wright
 Ticket Executives – Kim Hoefert, Lauren Holm, Blake Ryan, Darius Vincent
 Group Event Assistant – Stephanie Sada
 Ticket Representatives – Jeremy Adams, Kimberly Bonnerma, Jay DeLage, Verdell Douglas Jr., McKenna Hoff, Kalie Hoskins, Haeley Mar, Kristi May, Chad Russell, Jarrett Thomas, Blaine Wright

TICKET OPERATIONS & TECHNOLOGY

Senior Director of Ticket Operations and Technology – Pam Sher
 Senior Manager of Ticket Technology – Nancy DeFauw
 Managers of Ticket Operations – Erin Johnsen, Ryan Straus

TICKET SERVICE

Director of Guest Services – Jacqui Iorio
 Senior Service Executive – Jennifer Hall
 Service Executives – Emma Gordon, Alex Lubin, Tim Smith, Thomas Siwek
 Service Associate – Jailan Dean

PREMIUM SEATING

Senior Director of Premium Seating – Greg Hanrahan
 Senior Director of Rental Suites – Curtis Baddeley
 Director of Premium Seating – Valerie Tanaka
 Manager of Premium Seating – Brianna Boseman
 Manager of Rental Suites – Amanda Cruse
 Guest Services Manager – Jameson Wheeler
 Rental Suite Coordinator – Colleen Clunn
 Premium Seating Account Executive – Nick Burke
 Rental Suite Account Executive – Lance Chapple
 Account Service Executives – Rachel Frank
 Rental Suite Assistant – Rachel Dvorak

BUSINESS STRATEGY & ANALYTICS

Director of Business Strategy & Analytics – Kevin Brilliant
 Senior Manager of Business Strategy & Analytics – Adam Klene
 Senior Analysts of Business Strategy & Analytics – Jenna Gales, Eliot Goldfarb, Elena Knett
 Business Strategy & Analytics Coordinator – Daniel Jin

CORPORATE SALES

CORPORATE SALES

Senior Director of Business Development – Mark Levitt
 Senior Manager of Business Development – Sean Moore
 Account Executives of Business Development – Nicholas Petro, Ariella Romeo
 Sales Coordinator – Natalie Lebamoff

PARTNERSHIP MARKETING

Senior Director of Partnership Marketing – Megan Donovan
 Senior Manager of Partnership Marketing – Katie Cavanaugh
 Account Manager of Partnership Marketing – John Boddie
 Senior Account Executive of Partnership Marketing – Zaida DeGuzman
 Account Executives of Partnership Marketing – Danielle Gombac, Anthony Piccioni
 Hospitality Coordinator of Partnership Marketing – Taylor Winston

MARKETING AND COMMUNICATIONS

PUBLIC & MEDIA RELATIONS

Senior Director of Public & Media Relations – Tim Hallam
 Director of Public & Media Relations – Matt Yob
 Senior Manager of Public & Media Relations – Beth Grady
 Manager of Public & Media Relations – Kristen Deahl
 Public & Media Relations Associate – Matt Scull
 Team Photographer – Bill Smith
 Assistant Team Photographer – Kena Krutsinger

CORPORATE COMMUNICATIONS

Senior Manager of Corporate Communications – Tony Hyde
 Manager of Corporate Communications – Sarah Moran
 Corporate Communications Photography Associates – Ellen Gobeille, Lani Tons

ENTERTAINMENT & EVENTS

Senior Director of Entertainment & Events – Michelle McComas
 Manager of Entertainment – Todd Abbott
 Coordinators of Event Production – Ryan Curtin, Michael Vigan
 Coordinators of Entertainment – Joseph McGhee, John Nuñez
 Entertainment Assistant – Ransom Hatch
 Coordinator of Performance Teams – Hannah Arbogast
 Entertainment Associate – Kourtney Turner

CREATIVE SERVICES

Senior Director of Creative Services – Jon Shoemaker
 Senior Manager of Creative Services – Jeff Pitcock
 Coordinators of Creative Services – Jimmy Mitchell, Dave Zarzynski

MARKETING

Senior Director of Marketing – Lisa Nucci
 Senior Manager of Marketing – Sarah Smith
 Manager of Retail Marketing – Jessica Konen
 Manager of Youth Basketball Development – Kyle Cummings
 Coordinators of Marketing – Kalah Anderson, Shana Raven
 Marketing Associates – Jennifer Haskel, Torey Redmond

DIGITAL

Senior Director of Digital – Dan Moriarty
 Director of Digital Content – Luka Dukich
 Senior Manager of Product – Matt Moreno
 Digital Marketing Strategist – JP Mallari
 Email Marketing Strategist – Danielle Anderson
 Digital Developer – Lino Jimenez
 Content Coordinators of Digital – Kamil Strycharz, Serena Yeh
 Digital Associate – Brock Belcher

BULLS TV

Senior Director and Executive Producer – Brad Siegel
 Senior Producer – Chris Ramirez
 Producer – Cody Madsen
 Editor – Dan Morley
 Assistant Producer – Tucker Jacob
 Assistant Editor – Grace Pritula
 Production Assistant – Daniel Charous
 Post Production Assistant – Caitlin Hicks

COMMUNITY RELATIONS

Senior Director of Community Relations – Adrienne Scherenzel-Curry
 Director of Alumni Relations – Tony Rokita
 Manager of Community Relations – Brett Anthon
 Coordinators of Community Relations – Kristin Overton, Brittany Wilson
 Community Relations Assistant – Dominique Butler
 Community Relations Alumni Associate – Arthur Holloway
 Community Relations Associate – Kola Adebola
 Team Ambassadors – Bob Love, Cliff Levingston, Mickey Johnson

CHICAGO BULLS CHARITIES

President of Chicago Bulls Charities – Nancy Reinsdorf
 Vice President of Chicago Bulls Charities – Leslie Forman

FINANCE & HUMAN RESOURCES

Senior Director of Finance – Kieran Kelliher

Director of Accounting, Controller – Steve Rucks

Assistant Controller – Michele Chambers

Accountant – Claudia Stevenson

Manager of Purchasing – Ben Adair

Warehouse Supervisor – William Weaver

Business Operations Assistant – Drew Paxson

Director of Human Resources – Natalie Huddleston

HR Generalist – Jasmyn Mahone

Receptionist – Alicia Santana

Financial & Legal Assistant – Michelle Moore

Rotational Development Associates – Kawanis Bowers, Carter Rayburn, Martin Oppegaard

WINDY CITY BULLS STAFF

President – Brad Seymour

General Manager – Josh Keribich

Head Coach – Damian Cotter

Assistant Coaches – Henry Domercant, Martin Rancik, Ben Sanders

Head Athletic Trainer – Matthew Comer

Player Development Coordinator – Ben Sanders

Basketball Operations Associate – Cole Teal

Director of Ticket Sales – Bobby Mengler

Manager of Group Ticket Sales – Mallory Eichhorn

Manager of Business Operations – Jazmine Constantino

Manager of Community Relations – Hannah Frenchick

Manager of Communications, Broadcasting & Marketing – Joe Kessenich

Ticket Executives – R. Matt Marquez, Connor Meehan, Sean Mendyk, Michael Serio

MEDICAL STAFF

Head Team Physician – Dr. Brian Cole

Head Primary Care Sports Medicine Physician – Dr. Kathy Weber

Team Physicians – Dr. Bernard Bach, Dr. Charles Bush-Joseph, Dr. William Kehoe, Dr. Johnny Lin, Dr. Greg Nicholson, Dr. Scott Palmer, Dr. Nik Verma, Dr. Simon Lee, Dr. John Fernandez, Dr. Adam Yanke

Team Ophthalmologists – Dr. David Orth, Dr. Jack Cohen

Dental Consultants – Dr. Pete Chemello, Dr. Christopher Colby, Dr. Stephen Douglas, Dr. Mike Steichen, Dr. Matthew Gauthier

BROADCAST INFORMATION

Radio: WSCR-AM 670

Broadcasters: Chuck Swirsky, Bill Wennington

Spanish Radio: WRTD (1200 AM) Omar Ramos, Hector Lozano

TV: NBC Sports Chicago

Broadcasters: Neil Funk, Stacey King

JERRY REINSDORF

CHAIRMAN AND ALTERNATE NBA GOVERNOR

Jerry Reinsdorf, whose two professional sports teams -- the Chicago Bulls and Chicago White Sox -- have combined to win seven World Championships for the city of Chicago and its sports fans, became Chairman of the Bulls on March 13, 1985, when a group he led purchased controlling interest in the franchise. Reinsdorf also is Chairman of the White Sox, who claimed the 2005 World Series. During his tenure as Chairman of the Bulls, the team has captured six World Championships (1991-93, 1996-98).

Reinsdorf celebrated 30 years with the Bulls in March 2015, the third-longest active ownership tenure in the NBA behind only the Buss family of the Los Angeles Lakers and Herbert Simon of the Indiana Pacers.

During his three decades of leadership, the Bulls have made 24 postseason appearances, posted a .536 overall winning percentage (1,477-1,280), reached the Eastern Conference Finals on seven occasions and claimed eight Central Division titles. The Reinsdorf-era Bulls have featured six NBA MVPs (five by Michael Jordan and one for Derrick Rose), three Rookie of the Year winners, three Executive of the Year honors and two Coach of the Year winners. The Bulls also own two of the top three best single-season victory totals in NBA history, going 72-10 in the 1995-96 season and 69-13 in the 1996-97 season (tied with the Lakers' 1971-72 season). The Bulls have led the NBA in attendance nine out of the last 10 seasons.

Reinsdorf has spearheaded the construction of three major facilities for the Bulls -- the United Center, home of the Bulls and the NHL's Chicago Blackhawks, which opened for the 1994-95 season; the Sheri L. Berto Center, the Bulls practice facility in Deerfield, Ill., from 1992-2014; and the Advocate Center, the Bull state-of-the-art downtown practice facility, which opened in the summer of 2014 and is located across from the United Center. Reinsdorf was also responsible for the construction of Guaranteed Rate Field, home of the Chicago White Sox since 1991, as well as the United Center's east addition.

In 2009, Reinsdorf co-founded Silver Chalice Ventures, a digital sports media holding company, which is partnered with the Sinclair Broadcasting Group, Time, Inc., BAMTech, the digital arm of Major League Baseball, the NHL and the PGA TOUR to own and operate Stadium, a multi-platform sports network that brings together exclusive live games and events, extensive highlights, classic games, original programming and daily live studio programming.

Both of Reinsdorf's sports franchises support the Chicago area community through a variety of efforts, including the team charities - Chicago Bulls Charities and Chicago White Sox Charities. Chicago Bulls Charities places particular giving emphasis on youth education, youth health and wellness, violence prevention and military support, and has supported worthy organizations throughout Chicagoland including: After School Matters, Ann and Robert H. Lurie Children's Hospital of Chicago, Gilda's Club Chicago, Chicago Public Schools; the James Jordan Boys & Girls; Salvation Army Ray and Joan Kroc Corps Community Center; Youth Guidance; Mercy Home for Boys & Girls; and Ronald McDonald House Charities. The Bulls, under Reinsdorf's leadership, provided funding to help establish Chicago Bulls College Prep School on the west side in 2009. A Noble Street Charter School, CBCP's first graduating class walked in June 2013, and 100% of the 165 seniors graduated and



were accepted to a four-year college. Reinsdorf's franchises also promote sports to thousands of children each year through the programs and outreach provided by the Bulls/Sox Training Academy, which opened in 2001.

Reinsdorf has been widely recognized for his professional, civic and charitable contributions. Most recent-

ly, he was named to the Naismith Basketball Hall of Fame Class of 2016. He is the 10th NBA owner to be honored as an inductee. In 2015, the Bulls were named the inaugural ESPN Sports Humanitarian Team of the Year, and in 2017, the White Sox were finalists for the same honor. The award celebrates and recognizes how members of the sports industry use sport to serve communities and make a positive impact. In 2013, he received the SportsBusiness Daily/Journal Lifetime Achievement Award recognizing his record of business and philanthropic success. In 2012, Reinsdorf and the White Sox received the Steve Patterson Award for Excellence in sports philanthropy, while in 2011, he received the Jefferson Award, one of the nation's top honors for community service and volunteerism. Major League Baseball's Commissioner's Award for Philanthropic Excellence, and the Barnes and Thornburg Jackie Robinson Award for diversity in the workplace.

Reinsdorf was the 1997 recipient of the Order of Lincoln Award, the State of Illinois' highest award. He has also been honored by such organizations as: Keshet, Interfaith Organizing Project, American Academy of Achievement, Cystic Fibrosis Foundation, Trial Lawyers Club of Chicago, Chicago Historical Society, Chicago Jewish Sporting Hall of Fame, National Jewish Sporting Hall of Fame and Chicago Sports Hall of Fame. He has been awarded the Chicago Park District's 1990 Chicagoan of the Year Award, the PUSH Bridgebuilder Award, National Italian-American Friendship Award, Northwestern University's Award of Merit, U.S. Air Force American Spirit Award, Ellis Island Medal of Honor, Mayor's Medal of Honor, Guardian of Children Award from the Jewish Council of Youth Services, Sports Lawyers Award of Excellence and an honorary degree in Humane Letters from Illinois College. Chicago Baseball Cancer Charities has twice conferred its Hallmark Award to Reinsdorf in recognition of his efforts.

In addition to his sports interests, Reinsdorf is an attorney, a certified public accountant, a specialist in real estate securities, a registered mortgage underwriter and a certified review appraiser. In 1987 Reinsdorf completed employment as chairman of the board of a real estate investment firm he co-founded in the early-1970's and sold to American Express. Currently, he is a partner in Bojer Financial Ltd., a real estate investment company. He is a former member of the board of directors of Shearson Lehman Brothers, Inc., the Northwestern University Law School Alumni Association, LaSalle Bank, Equify Office Properties and numerous other corporations and charities. He is presently a Life Trustee of Northwestern University and in 2008 was appointed a Trustee of the National Baseball Hall of Fame & Museum.

Born in Brooklyn, N.Y. on Feb. 25, 1936, Reinsdorf graduated from George Washington University in Washington, D.C. and earned a law degree from Northwestern University after moving to Chicago in 1957. Reinsdorf and his wife, Martyr, have three surviving children and nine grandchildren.

ROBERT A. JUDELSON

ALTERNATE NBA GOVERNOR

Robert A. Judelson is a partner of Bojer Financial Ltd, and Chairman of the Michigan Avenue Real Estate Group ... Judelson served as Vice Chairman and one of the founders of the Balcor Company, one of the country's largest real estate investment firms, which was a subsidiary of American Express ... the firm acted as a fiduciary in various limited partnerships and trusts, with aggregate investments in real estate of approximately \$6 billion ... such partnerships had over four million individual and institutional investors ... he was the founder of JMB Realty in Chicago and left in 1973 to become one of the founders of the Balcor Company ... Judelson is a graduate of Northwestern University ... he is also a member of the Board of Directors for the Chicago White Sox Major League Baseball Team and the Chicago Bulls ... he is a former member of the advisory board of the Moran Eye Clinic at the University of Utah and of the Board of Trustees of the Utah Symphony, a former trustee of Eaglebrook School in Deerfield, Mass., and St. Andrew's Preparatory School in Boca Raton, Fla. ... Bob has two children, Julie Diaz, 51 (husband, Gene), and Hank, 48 (wife, Julie), five grandsons and a granddaughter.



BOARD OF DIRECTORS



STEVEN CROWN



ROBERT A. JUDELSON



JUDD MALKIN



ALLAN B. MUCHIN



DAVID ORTH, M.D.



JERRY REINSDORF



MICHAEL REINSDORF



IRVING STENN



BURTON URY

CHICAGO BULLS PARTNERS LIST

Carmont Blitz Family

Neil Bluhm

The Fred Brzozowski Trust

The Alvin Cohn Trust

Lester Crown Family

Louis Duman Family

The Fanning Trust

The Marvin Fink Trust

The Lamar Hunt Family

Norman Jacobs

Robert A. Judelson

Lubin Family Limited Partnership

Ann Lurie

Judd Malkin

Allan B. Muchin

Carol P. Norton

David H. Orth, M.D.

Bruce V. Rauner

Jerry Reinsdorf

William Roberts

Irving Stenn

Richard Stern

The Sanford E. Takiff Family

Burton Ury

The Charles Walsh Family

Chicago Stadium Corporation

Sam Zell



MICHAEL REINSDORF

PRESIDENT AND CHIEF OPERATING OFFICER/NBA GOVERNOR

Michael Reinsdorf was named President and Chief Operating Officer of the Chicago Bulls in September 2010 ... Michael has been involved in NBA league matters on behalf of the Bulls since 2001 ... he is an NBA Governor and serves on the NBA Media Committee and the NBA Planning Committee ... Michael is a member of the Young Presidents' Organization Gold Chicago Chapter (YPO Gold) and the Commercial Club of Chicago and serves on the boards of the Ann & Robert H. Lurie Children's Hospital of Chicago Foundation, the Executives' Club of Chicago, NorthShore University Healthsystem, After-School All-Stars, After School Matters and World Business Chicago, and on the Board of Trustees for Northwestern University and the Museum of Science and Industry ... Michael is the former Chairman of the Harrisburg Senators, a Double A affiliate of the

Washington Nationals ... he is also the former Chairman of the Stockton Thunder, an ECHL hockey team in Stockton, Calif. ... he is a graduate of the University of Arizona ... Michael, and his wife, Nancy, who serves as President of Chicago Bulls Charities, have three children and reside in Chicago.





KEITH BROWN

VICE PRESIDENT OF TICKETING & PREMIUM SEATING

In his 37th season, Keith Brown is responsible for Chicago Bulls' season, group and single game ticket sales, guest services, operations and technology ... he also manages United Center Premium Seating, which includes Executive Suites, Rental Suites, the Budweiser Champions Club Theater Boxes and BMO Club ... he coordinates sales programs, production of ticket sales collateral materials and is responsible for the department's CRM systems ... he manages value-added and retention programs for season ticket holders ... he is the team's liaison with the NBA in creating the annual schedule ... he is the recipient of four Telly Awards for advertising ... in 1984, he represented the Bulls in Madison Square Garden for the drafting of Michael Jordan ... over the last 25 years the Bulls have enjoyed extended streaks of sellouts and have led the NBA in home attendance through championship and rebuilding seasons ... Keith graduated from Illinois State University with degrees in Communications and Political Science ... he resides in Chicago and is an avid golfer and traveler.



SUSAN GOODENOW

VICE PRESIDENT OF MARKETING & COMMUNICATIONS

Susan Goodenow joined the Chicago Bulls in January 2012 ... she is responsible for developing and managing the team's branding strategy and marketing efforts, coordinating and integrating all team communication and directing the team's community outreach efforts ... she oversees Marketing, Broadcasting, BullsTV, Community Relations, Corporate Communications, Creative Services, Digital, Game Entertainment, and Public and Media Relations ... she also works closely with Chicago Bulls Charities ... prior to joining the Bulls, Susan spent four years with the Boston Red Sox, most recently as Senior Vice President, Public Affairs and Marketing ... she has also worked for Major League Baseball/Office of the Commissioner, the American Red Cross and public affairs firms in Washington, DC ... she graduated from the University of Georgia with a degree in Journalism and from Georgetown University with a Masters in American Studies ... she also completed the Women's Senior Leadership Program and earned an Executive Scholar Certificate in General Management from the Kellogg Executive Education program at Northwestern University... she serves on the Executive Board of Bright Pink and the University of Georgia AdPR Executive Advisory Council... she is also a member of the American Red Cross of Greater Chicago Tiffany Circle and The Economic Club of Chicago ... Susan resides in Chicago.



MATTHEW KOBE

VICE PRESIDENT OF BUSINESS STRATEGY & ANALYTICS

In his sixth season with the Bulls, Matthew Kobe is responsible for overseeing the Bulls and United Center sponsorship sales and partnership marketing teams ... he also provides strategic and analytical support to all areas of the Bulls organization, seeking to better understand fans of the team in order to improve financial performance, enhance fan engagement and optimize marketing efforts ... he also leads the development of the Bulls technical infrastructure required for the analytics team to scale operations and become a customer insight hub for the entire organization ... prior to joining the Bulls, Matt worked at Deloitte Consulting within its Strategy practice focusing on pricing, promotion and revenue management for Consumer Goods companies ... he is a 2011 MBA graduate of the Kellogg School of Management (Northwestern) and a 2005 graduate of Indiana University, where he studied Finance and Operations ... Matt resides in Chicago with his wife, Amy, and two sons, Brendan and James.



RAM PADMANABHAN

VICE PRESIDENT OF FINANCIAL & GENERAL COUNSEL

Ram Padmanabhan joined the Chicago Bulls at the beginning of the 2013-14 season as Vice President of Financial and General Counsel ... he is responsible for the team's compliance with legal, regulatory and NBA requirements and oversees the team's financial and human resources functions ... Ram previously served as Vice President, Chief Counsel-Corporate and Company Secretary for Aon plc, where he handled various corporate transactions, and advised Aon management and its Board of Directors on corporate governance ... before joining Aon, Ram was a partner at Katten Muchin Rosenman, where he represented the Chicago Bulls, the United Center and other professional sports properties on media, sponsorship and general corporate matters ... Ram also practiced at Kirkland & Ellis and Pattishall, McAuliffe and served as a law clerk to Judge William J. Bauer on the U.S. Court of Appeals for the 7th Circuit ... he received his Bachelor of Arts in Economics from McGill University, and his Juris Doctor from Northwestern University School of Law.

FRONT OFFICE



KEVIN BRILLANT

DIRECTOR OF BUSINESS STRATEGY & ANALYTICS

In his fifth season with the Bulls, Kevin Brilliant is responsible for overseeing the Bulls consumer insights capability ... he also provides strategic and analytical support to all areas of the Bulls organization, with particular emphasis on segmentation, retention, and fan engagement ... prior to joining the Bulls, Kevin completed his MBA at Duke University with a focus on behavioral economics ... Kevin graduated in 2007 from The Wharton School at University of Pennsylvania with a Bachelor of Science in Economics, and is a proud alum of McKinsey & Company ... Kevin resides in Chicago with his wife, Lisbeth.



DAVID DOWD

SENIOR DIRECTOR OF TICKET SALES

Entering his 18th season, Dave oversees the Ticket Department's sales and service operations ... the Bulls have finished in the top two in NBA attendance fifteen of the past seventeen seasons, leading the league ten of those years which included a sellout streak of 315 games from 2009-17 ... he has hired, trained, mentored and advanced the careers of more than 250 Inside Sales Representatives, Ticket Executives and Managers ... he works collaboratively with Business Strategy and Analytics, Marketing and Ticket Technology on new products and promotional strategies, and initiatives to strengthen relationships with Season Ticket Holders through legendary service and experiences ... Dave, 47, is a 1995 graduate of the College of the Holy Cross (Worcester, MA) ... Dave and his wife, Jennifer, have two children, Bryan and Jenna.



MEGAN DONOVAN

SENIOR DIRECTOR OF PARTNERSHIP MARKETING

In her seventh season with the Bulls, Megan Donovan is responsible for cultivating the team's partner relationships, and developing and implementing marketing strategies that optimize contractual obligations in order to build strong, mutually beneficial partner-team campaigns ... she oversees the Partnership Marketing team and has a combined nine seasons in the NBA ... Megan previously held management roles in Community Relations and Player Development for the Milwaukee Bucks and worked at Sheridan Capital Partners in Chicago prior to joining the team ... she is a graduate from the University of Wisconsin Madison and holds dual majors in Rhetoric and Journalism ... Megan resides in Chicago with her husband, Tyler, and son Tate.



LUKA DUKICH

DIRECTOR OF DIGITAL CONTENT

In his fourth season with the Bulls, Luka Dukich oversees content strategy for the organization ... spearheading the internal Content Studio approach with the creative teams, he focuses on all content published on both owned and social channels as well as leading the Bulls approach to branded digital content ... Luka is proud to work with one of the leading content and creative teams in the sports industry ... during his tenure, the Bulls have won SportsBusiness Journal's "Best in Sports Social" Award in 2017 and were also a recipient of the NBA's Digital Innovator Award in the 2018-19 season ... prior to the Bulls, he worked for United Entertainment Group, Edelman's Sports & Entertainment Marketing practice ... Luka was born in Belgrade, Serbia and is a graduate of Valparaiso University.



TIM HALLAM

SENIOR DIRECTOR OF PUBLIC AND MEDIA RELATIONS

Entering his 42nd season, Tim Hallam oversees public and media relations efforts for the Bulls organization ... he is responsible for credentialing media personnel at all Bulls events, including home and road games, practices, training camp sessions, media day, draft day and special events ... he coordinates the dissemination of all information to national and local media regarding the club in the form of press releases, statistics and media guides ... he handles press conferences and interview requests for the Bulls team and management ... Tim graduated from Illinois State University in 1977 with a degree in Communications ... Tim and his wife, Nancy, reside in Highwood with their daughter, Emily.



NATALIE HUDDLESTON

DIRECTOR OF HUMAN RESOURCES

Natalie Huddleston joined the Chicago Bulls in June of 2014 and is responsible for leading all aspects of the people and talent strategy for the Chicago Bulls ... she oversees talent acquisition, employee engagement, diversity and inclusion, HR technology, benefits design and administration, health and wellness, training and development, and compensation ... prior to the Bulls, she held various HR strategy and business partner roles at Aon plc and SGK ... she is a two-time graduate of the University of Notre Dame, earning a Bachelor's Degree in Marketing (2006) and an MBA with a concentration in Business Leadership (2012) from the Mendoza School of Business ... Natalie resides in Chicago with her husband, DeRonne.



JACQUI IORIO

DIRECTOR OF GUEST SERVICES

In her eighth season with the Chicago Bulls, Jacqui Iorio is responsible for the creation and development of the Service Program and leads all service and retention efforts for the organization ... Jacqui and her team of six Service Executives cultivate strong relationships, provide exclusive benefits and deliver memorable VIP experiences to Season Ticket Holders ... she is also responsible for collaborating with all United Center partners to provide world-class service on game nights and create new ways to enhance the fan experience ... Jacqui, 31, is from Mundelein, IL and is a 2010 graduate from the University of Illinois at Urbana-Champaign ... she resides in Chicago with her fiancé, Peter.



KIERAN KELLIHER

SENIOR DIRECTOR OF FINANCE

Kieran Kelliher leads the finance and retail operations of the Bulls, the business operations of the Windy City Bulls G League franchise, and is the Treasurer of Chicago Bulls Charities ... Kieran also serves on the NBA's Risk Management Advisory Council ... he wrote the bid and led financial negotiations for the 2020 NBA All-Star Game awarded to Chicago ... Kieran serves on the faculty of Northwestern University, teaching Sports Business: Finance, Accounting & Economics for the Master's in Sports Administration program, and is co-chair of the program's admissions committee ... he also serves on the executive committee and board of directors of Feed My Starving Children, a national nonprofit based in Minnesota ... Kieran resides in the southwest suburbs with his wife and four children.



MARK LEVITT

SENIOR DIRECTOR OF BUSINESS DEVELOPMENT

In his ninth season, Mark Levitt is responsible for overseeing the sales efforts of Bulls and United Center corporate partnerships, including branding opportunities, in-and-out-of-arena promotions, community activations and digital assets ... he also oversees the corporate sales process for Chicago Bulls Charities and the team's G League affiliate, the Windy City Bulls ... Mark, 31, graduated from the University of Missouri in 2011 with a Bachelor's degree in Journalism ... Mark resides in Chicago with his wife, Paige.



MICHELLE MCCOMAS

SENIOR DIRECTOR OF ENTERTAINMENT & EVENTS

Entering her seventh season, Michelle and her team are responsible for the Chicago Bulls and Windy City Bulls game entertainment experience, including entertainment programming, production, live entertainment, fan engagement, and the cast of performers that comprise Bulls Entertainment ... her team also works cross-departmentally to support the production of non-game events for corporate partners, season ticket holders, community relations and marketing efforts ... she has co-produced NBA All-Star Saturday Night 2016-2019, and her team's work has won several awards, including Chicago/Midwest Emmy Award 2014, Telly Awards 2014 & 2015 and IDEA Conference's Golden Matrix Awards 2014 & 2017 ... prior to joining the Bulls, she worked for the New York Knicks for 13 seasons ... a Chicago native, she graduated from the Stern School of Business at New York University in 2001 with dual Bachelor's Degrees in Marketing and Management ... Michelle resides in Chicago with her realtor husband, Chris, and their Mini Bernedoodle, Cassius Clay.



DAN MORIARTY

SENIOR DIRECTOR OF DIGITAL

In his fourth season with the Bulls, Dan Moriarty oversees all digital efforts for the organization... he focuses on driving business impact by ensuring that the organization stays relevant to fans and partners in a rapidly evolving sports landscape ... prior to joining the Bulls, Dan started his career working for digital marketing agencies in both London and Chicago, and then had a five-year run with Hyatt – overseeing, first, their international digital marketing efforts, and later leading their global social media strategy ... Dan takes continual inspiration from his nine-year-old son, always following curiosity and advocating for simple design.



LISA NUCCI

SENIOR DIRECTOR OF MARKETING

Lisa Nucci joined the Chicago Bulls in January 2013 ... Lisa is responsible for leading the team's overarching brand strategy and integrated marketing efforts ... she also directs the team's grassroots initiatives, advertising, youth engagement and retail marketing efforts ... prior to joining the Bulls, Lisa worked at local advertising agencies and within the nonprofit sector ... a Chicago native, she graduated from the University of Iowa in 2004 with her B.A. in Communications ... Lisa resides in Chicago with her husband, Mike.



JOE O'NEIL

SENIOR DIRECTOR OF PREMIUM TICKETS

In his 40th season, Joe O'Neil is responsible for the sale of the team's bench, courtside and main floor season tickets, and for service and retention of premium season ticket accounts ... Joe also oversees the Bulls' fleet automobile program ... Joe, 61, is a 1979 graduate of Northern Illinois University with degrees in Journalism and Political Science ... Joe and his wife, Susan, reside in Elmhurst and have three sons, Justin, Brendan and Kyle.



TONY ROKITA

DIRECTOR OF ALUMNI RELATIONS

In his 29th season, Tony Rokita leads the Alumni Relations Department for the Bulls organization ... he implements program and initiatives designed to effectively engage the Bulls Alumni Players ... he manages the Bulls Alumni Club which consists of all former Bulls players, through the club the Bulls recognize, celebrate and interact with Alumni throughout the season ... he oversees Alumni and Bulls Broadcaster appearances he received the NBA's 2016 Values of the Game award he serves as a Chicago Community Trust Ambassador ... Tony, a graduate of DePaul University, resides in Chicago.



STEVE RUCKS

DIRECTOR OF ACCOUNTING, CONTROLLER

Steve Rucks joined the Chicago Bulls in January 2015 ... he oversees the Chicago Bulls accounting department, including collaboration across the organization to provide accurate budgeting and forecasting, overall financial reporting and oversight, and tax compliance ... he's also responsible for maintaining compliance with NBA finance obligations, while also serving as the point person on various financial statement audits ... Steve received his Bachelor's degree from Carthage College, majoring in Accounting and Business Administration, and is a CPA ... prior to joining the Bulls, Steve spent seven years in the Chicago audit practice of Deloitte & Touche, LLP, and one year in the

accounting/finance department of FTD Companies Inc. ... Steve and his wife, Jodi, reside in Elmhurst and have three sons, Tobin, Levi, and Graham.



ADRIENNE SCHERENZEL-CURRY

SENIOR DIRECTOR OF COMMUNITY RELATIONS

Entering her first season with the Chicago Bulls, Adrienne Scherenzel-Curry oversees community relations and philanthropic outreach for the organization...she ensures the Bulls' community partnerships are focused on youth health and wellness, youth education, violence prevention, and military and first responder support and are creating an impact in the Chicagoland area...prior to joining the Bulls, Adrienne spent five years with After School Matters, the largest after-school provider for teenagers in the country, most recently as Chief Operating Officer and previously as Chief Program Officer...

Adrienne has also worked for the Chicago Public Schools and other education-focused organizations in Chicago and Philadelphia ... She graduated from Syracuse University and Rosalind Franklin University of Medicine and Science... Adrienne is happy to call Chicago home for more than 12 years with her husband, Roy and daughter, River.



PAMELA SHER

SENIOR DIRECTOR OF TICKET OPERATIONS & TECHNOLOGY

In her 21st season, Pam Sher oversees the accounting, digital management and distribution of all Chicago Bulls tickets ... she began her career with the team in 1998 as a public and media relations intern and later joined the Bulls ticket department in 1999 ... Pam graduated from Ohio University in 1998 with a Bachelor's degree in Journalism ... she and her husband, Marc, reside in Deerfield with their children, Alex and Rachel.



JON SHOEMAKER

SENIOR DIRECTOR OF CREATIVE SERVICES

In his 18th season, Jon Shoemaker is responsible for the creative direction and design of all Bulls' print collateral and other promotional vehicles for the organization ... he also art directs, designs and coordinates production of all Bulls' publications, the Chicago Bulls Yearbook, the Bulls' media guide and Bullpen - The Official Game Program of the Chicago Bulls ... Jon, 42, graduated from Ohio University in 1999 with Bachelor's degrees in Journalism and Visual Communications ... Jon resides in Chicago with his wife, Katie, and their sons, Noah and Leo.



BRAD SIEGEL

SENIOR DIRECTOR AND EXECUTIVE PRODUCER OF BULLSTV

Brad Siegel joined the Bulls in September of 2009 ... he is responsible for overseeing Emmy Award-winning BullsTV, the in-house video production department of the Chicago Bulls ... prior to joining the organization, Brad worked for CNN, Fox Sports and MSNBC in a variety of roles ... Brad is a 1999 graduate of University of Illinois at Chicago ... he and his wife, Stephanie, currently reside in Highland Park, with their two children, Jordyn and Cameron.



MATT YOB

DIRECTOR OF PUBLIC & MEDIA RELATIONS

Enters his 19th season in the NBA, and his 17th with the Bulls ... assists with all day-to-day public and media relations responsibilities ... serves as a liaison between the Bulls and local, national and international media ... also assists with the coordination of player and staff interviews, written information disseminated by the Bulls and team travel ... a native of Milwaukee, he has also previously worked for the Houston Rockets and the Indiana Pacers ... he graduated from the University of Wisconsin-Whitewater with a B.A. in Public Relations ... Matt and his wife, Krisha, reside in Mount Prospect with their three children, Jacob, Ella and Taylor.



HORACE GRANT

SPECIAL ADVISOR TO THE PRESIDENT & C.O.O.

Horace Grant enters his third season as Special Advisor to the President & C.O.O. after joining the Bulls front office in October 2016 ... a 17-year veteran of the NBA, Grant spent seven seasons playing for the Chicago Bulls (1987-94) ... originally selected by the Bulls with the 10th pick in the First Round of the 1987 NBA Draft, he played a key role in the team's first Threepeat Championship run (1991-93) ... he also earned a fourth NBA title in 2001 as a member of the Los Angeles Lakers ... he was an NBA All-Star in 1994 and earned NBA All-Defensive Second Team honors in 1993 and 1994 ... overall, he appeared in 546 games with Chicago and averaged 12.6 points, 8.6 rebounds, 2.2 assists, 1.08 steals and 1.06 blocks ... he also shot .530 from the floor with the Bulls ... he ranks second in team annals for offensive rebounds, fourth in field goal percentage, sixth in steals and blocks, seventh in total rebounds, seventh in defensive boards, eighth in minutes played, 11th in games played and field goals made, and 12th in points ... as an NBA Goodwill Ambassador, Grant has appeared on behalf of the league more than 85 times in 14 countries, including China, Brazil, Spain, Mozambique, and the Philippines ... he continues to work with the NBA and represents the league internationally ... married to wife, Andrea ... has five children – Horace, Jr., Elijah, Eva, Maia and Naomi.



TONI KUKOC

SPECIAL ADVISOR TO THE PRESIDENT & C.O.O.

Toni Kukoc enters his fourth season as Special Advisor to the President & C.O.O. after joining the Bulls front office in August 2015 ... he is a 13-year veteran of the NBA, including seven seasons with the Bulls (1993-2000) ... in 436 games (217 starts) with the Bulls he averaged 14.1 ppg, 4.8 rpg, 4.2 apg and 1.09 spg in 29.5 mpg ... for his NBA career, he played in 846 games (259 starts) and posted 11.6 ppg, 4.2 rpg, 3.7 apg and 1.00 spg ... was a member of three World Championship teams (1996-1998) with the Bulls ... won the 1995-96 NBA Sixth Man of the Year when he posted 13.1 ppg, 4.0 rpg and 3.5 apg in 26.0 mpg ... he also earned NBA All-Rookie Second Team honors in 1993-94, when he averaged 10.9 ppg, 4.0 rpg and 3.4 apg in 75 games (eight starts) ... he helped lead Yugoslavia to a silver medal in the 1988 Summer Olympics in Seoul; he followed that up with another silver medal for the Croatian National Team at the Summer Olympics in Barcelona in 1992 ... he and his wife, Renata, have two children, Marin and Stela.



SCOTTIE PIPPEN

SPECIAL ADVISOR TO THE PRESIDENT & C.O.O.

Scottie Pippen enters his fourth season as Special Advisor to the President & C.O.O. after joining the Bulls front office in July 2010 ... a 17-year NBA veteran, Pippen was inducted into the Naismith Memorial Basketball Hall of Fame on August 13, 2010 ... Scottie was a member of six NBA championship teams with the Chicago Bulls (1991-1993, 1996-1998) ... he was named one of the 50 Greatest Players in NBA history and is one of four players to have his jersey retired by the Chicago Bulls ... was a seven-time NBA All-Star (1990, 1992-97) and was NBA All-Star MVP in 1994 ... he was a three-time All-NBA First Team honoree and was voted to the NBA All-Defensive First Team eight times (1992-1999) ... Pippen won two Olympic gold medals as a member of the 1992 USA Basketball "Dream Team" and returned to help lead the USA to gold at the 1996 Olympics in Atlanta ... Pippen was born in Hamburg, Ark., and graduated from the University of Central Arkansas.



NANCY REINSDORF

PRESIDENT OF CHICAGO BULLS CHARITIES

Nancy Reinsdorf was named President of Chicago Bulls Charities in April 2012 ... a Chicago native, she has been actively involved with numerous area nonprofits for more than 20 years ... Nancy serves as a Bulls community liaison working closely with charitable organizations, corporate partners and the Bulls family to identify ways for the team to make a positive impact on the lives of those in need ... under Nancy's leadership, the Chicago Bulls were recognized in 2015 as the inaugural recipient of the ESPN Sports Humanitarian Team of the Year Award ... a graduate of Roosevelt University, Nancy has spent time in California and Chicago as a film producer working on commercials and public service announcement segments ... Nancy, and her husband, Michael, reside in the northern suburbs with their three children.



LESLIE FORMAN

VICE PRESIDENT OF CHICAGO BULLS CHARITIES

Leslie Forman has served as Vice President of Chicago Bulls Charities since April 2012 ... Leslie has been actively involved in the team's charitable efforts for many years and has often served as a representative for the organization to further the Bulls community relations efforts ... Leslie also helped create EmbraceaBulls, a program that donates game tickets to local charities throughout the Chicagoland area ... a graduate of New Mexico State, Leslie holds degrees in elementary and early childhood special education, as well as a Masters in counseling and educational psychology ... a former pre-school and special education teacher and special education administrator, Leslie is currently an avid school and community volunteer ... she has also been a foster parent, juvenile justice monitor and crisis interventionist ... Leslie is also a member of the

local Rotary Club ... in early 2012, she and her husband, Gar, served as honorary co-chairs of the opening of the new Ronald McDonald House near Lurie Children's ... Leslie and Gar reside in the northern suburbs with their two sons.



MICKEY JOHNSON

BULLS AMBASSADOR

Mickey Johnson joined the Chicago Bulls as a Bulls Ambassador in 2018, representing the team and organization at countless functions throughout the year in and around Chicago ... Johnson will make an extensive amount of civic appearances, visiting local schools, spending time at charity organizations, and speaking to countless nonprofit agencies, community groups and visiting with young athletes ... he played the first five of his 12 NBA seasons with the Bulls, averaging just over 15 points in 363 games played with his hometown club ... Johnson would go on to play for the Indiana Pacers (1979-80), Milwaukee Bucks (1980-82), New Jersey Nets (1982-83, 85-86) and Golden State Warriors (1983-85) ... in his 1975-76 sophomore campaign, Johnson led the Bulls in shooting pct., offensive rebounds and blocks per game ... a Chicago native, Mickey attended Lindblom High School before starring at Aurora University prior to his time in the NBA.



CLIFF LEVINGSTON

BULLS AMBASSADOR

Cliff Levingston enters his second season as a Bulls Ambassador ... Levingston visits with Bulls season ticket holders and premium seating guests, makes appearances at various Chicago Bulls Charities events, supports Bulls community partners and interacts with our corporate partners ... Cliff an avid golfer represents the team at golf outings in the summer ... Levingston's NBA career spanned 11 years, two of which came with the Bulls ... he was a key member of the 1990-91 and 1991-92 Chicago squads that brought the franchise its first two NBA Championships ... the ninth overall pick in the 1982 NBA Draft, Cliff held career averages of 7.1 ppg and 5.2 rpg while shooting .516 from the field ... a native of San Diego, Calif., Levingston attended Samuel F.B. Morse High School before playing three years at Wichita State University.



BOB LOVE

BULLS AMBASSADOR/DIRECTOR OF COMMUNITY AFFAIRS

Bob Love serves as the Chicago Bulls Goodwill Ambassador and represents the organization at various functions throughout the Chicagoland community ... Bob makes numerous appearances each year, visiting local schools and educational programs, attending various charity organizations and fundraising events, and speaking to numerous nonprofit agencies, community groups and young athletes ... Bob's NBA career spanned 11 years, including eight seasons with the Bulls ... on Jan. 14, 1994, Bob became the second Bull to have his jersey (No. 10) retired by the team ... he was a three-time NBA All-Star and ranks third on the Bulls all-time scoring list with 12,623 points ... Bob serves as an honorary spokesperson for the National Stuttering Federation of America ... he also serves on the board of the National Brain Injury Association of Illinois ... in 2008, he released a documentary about his life titled, "Find Yourself a Dream: The Bob Love Story," and spoke across the country to audiences about the film, which documents his struggles to overcome adversity and his stuttering disability to make his dreams come true ... a native of Bastrop, La., Bob attended Southern University ... he also has been awarded honorary doctoral degrees from Carthage College (Humanities) and the University of Rhode Island (Laws).



KIRK HINRICH

BULLS AMBASSADOR/DIRECTOR OF COMMUNITY AFFAIRS

Kirk Hinrich joins the Chicago Bulls as a Bulls Ambassador in 2019, representing the team and organization at functions throughout the year ... Hinrich will make appearances on behalf of the team, meet with Bulls season ticket holders, community and corporate partners ... Kirk, the son of a coach, especially enjoys teaching young athletes the game of basketball ... Hinrich, the seventh overall pick the 2003 NBA Draft, played a total of 13 seasons in the NBA, 11 of which came in a Bulls uniform ... Chicago's all-time leader in career 3-pointers (1,049), Kirk held averages of 10.9 ppg, 2.9 rpg, 4.8 apg and 1.1 spg across his 13-year NBA career ... he helped the Bulls reach the postseason eight times, where he shot .410 from beyond the arc ... Hinrich was named to the All-Rookie First Team in 2003-04 and earned All-Defensive Second Team honors in 2006-07 ... a native of Sioux City, Iowa, Kirk attended Sioux City West High School before playing collegiately at the University of Kansas.

FRONT OFFICE STAFF



TODD ABBOTT
Manager of Entertainment



BEN ADAIR
Manager of Purchasing



DENISE ALEMAN
Executive Assistant to the V.P. of
Financial & General Counsel



DANIELLE ANDERSON
Email Marketing Strategist



KALAH ANDERSON
Marketing Coordinator



BRETT ANTHON
Manager of Community Relations



HANNAH ARBOGAST
Coordinator of Performance
Teams



CURTIS BADDELEY
Senior Director of Rental Suites



JOHN BODDIE
Partnership Marketing Account
Manager



BRIANNA BOSEMAN
Manager of Premium Seating



DOMINIQUE BUTLER
Community Relations Assistant



NICK BURKE
Premium Seating Account
Executive



KATIE CAVANAUGH
Senior Manager of
Partnership Marketing



MICHELE CHAMBERS
Assistant Controller



LANCE CHAPPLE
Rental Suite Account Executive



DANIEL CHAROUS
BullsTV Production Assistant



COLLEEN CLUNN
Rental Suite Coordinator



AMANDA CRUSE
Manager of Rental Suites



KYLE CUMMINGS
Manager of Youth Basketball
Development



RYAN CURTIN
Coordinator of Event Production



KRISTEN DEAHL
Manager of
Public & Media Relations




NANCY DEFAUW
Senior Manager of
Ticket Technology



ZAIDA DEGUZMAN
Partnership Marketing Senior
Account Executive



CARLA DELIO
Executive Assistant to the
President & C.O.O.



RACHEL DVORAK
Rental Suite Assistant




RACHEL FRANK
Premium Seating Account
Service Executive



JENNA GALES
Senior Analyst of Business
Strategy & Analytics



ELIOT GOLDFARB
Senior Analyst of Business
Strategy & Analytics



DANIELLE GOMBAC
Partnership Marketing
Account Executive



EMMA GORDON
Service Executive



BETH GRADY
Senior Manager of Public &
Media Relations



JENNIFER HALL
Senior Service Executive



GREG HANRAHAN
Senior Director of
Premium Seating



RANSOM HATCH
Entertainment Assistant



KIM HOEFERT
Ticket Executive



LAUREN HOLM
Ticket Executive



ANTHONY HORTON
Senior Manager of Ticket Sales



ANTHONY HYDE
Senior Manager of Publications



TUCKER JACOB
Assistant Producer of BullsTV



LINO JIMENEZ
Digital Developer

FRONT OFFICE STAFF



DANIEL JIN
Business Strategy & Analytics
Coordinator



ERIN JOHNSEN
Manager of Ticket Operations



ROBBY JOSEPH
Senior Manager of
Group Ticket Sales



ADAM KLENE
Senior Manager of Business
Strategy & Analytics



ELENA KNETL
Senior Analyst of Business
Strategy & Analytics




JESSICA KONEK
Retail Marketing Manager



NATALIE LEBAMOFF
Sales Coordinator



ALEX LUBIN
Service Executive



CODY MADSEN
Producer of BullsTV



JASMYNE MAHONE
Human Resources Generalist



JP MALLARI
Digital Marketing Strategist



JOSEPH MCGHEE
Coordinator of Entertainment



JIMMY MITCHELL
Creative Services Coordinator



MICHELLE MOORE
Financial & Legal Assistant




SEAN MOORE
Senior Manager of
Business Development



SARAH MORAN
Manager of Corporate
Communications



MATT MORENO
Senior Product Manager



DAN MORLEY
BullsTV Editor



JOHN NUÑEZ
Coordinator of Entertainment



KRISTIN OVERTON
Community Relations Coordinator

FRONT OFFICE STAFF



DREW PAXSON
Business Operations Assistant



NICHOLAS PETRO
Business Development
Account Executive



ANTHONY PICCIONI
Partnership Marketing
Account Executive




JEFF PITCOCK
Senior Manager of
Creative Services




GRACE PRITULA
Assistant Editor of BullTV



CHRIS RAMIREZ
Senior Producer of BullTV



SHANA RAVEN
Marketing Coordinator



ARIELLA ROMEO
Business Development
Account Executive



BLAKE RYAN
Ticket Executive



STEPHANIE SADA
Group Event Assistant



ALICIA SANTANA
Receptionist




SARAH SMITH
Senior Manager of Marketing



TIM SMITH
Service Executive



CLAUDIA STEVENSON
Accountant



RYAN STRAUS
Manager of Ticket Operations



KAMIL STRYCHARZ
Digital Content Coordinator



VALERIE TANAKA
Director of Premium Seating



MICHAEL VIGAN
Coordinator of Event Production



DARIUS VINCENT
Ticket Executive



WILLIAM WEAVER
Warehouse Supervisor

FRONT OFFICE STAFF




JAMESON WHEELER

Premium Seating Guest
Services Manager



BRITTANY WILSON

Community Relations
Coordinator



TAYLOR WINSTON

Hospitality Coordinator of
Partnership Marketing



BRANDON WRIGHT

Senior Manager of
Group Ticket Sales



SERENA YEH

Digital Content Coordinator



DAVE ZARZYNSKI

Creative Services Coordinator

GAMEDAY STAFF

TICKET REPRESENTATIVES

Jeremy Adams
Kimberly Bonnema
Jay DeLage
Verdell Douglas Jr.
McKenna Hoff
Katie Hoskins
Haeley Mar
Kristi May
Chad Russell
Jarrett Thomas
Blaine Wright

PRESS ATTENDANTS

Phil Cortino
Michael Gomez
Kathy Hanley
Jason Hospes
Matt Hospes
Pam Kunkel
Jim Lamont
Kevin O'Donovan
Karen O'Gean
Lindsay O'Gean
Diane Rademacher
Greer Rubinstein

VIDEO COACHING PERSONNEL

Mark Blankenship
Luke Connor
Wojciech Dron
Rich Kulefsky
Tim McNeilly
Dave Reinhardt
Alan Whitney

PHOTOGRAPHERS

Bill Smith (Team Photographer)
Kena Krutsinger (Photography Assistant)

PROMOTIONAL STAFF

Carlos Ayala
Derryl Bolden
Morris Brent
Gabriel D. Cunanan
Juan Fuentes
Michael Goza
Terrence Grady
Kevin Henderson
Shaunkeese Jackson
Robert Martino
Tom Niemiera
Dagoberto Soto
Ulises Vera
Marlon Vigan

STATS CREW

Zac Basile
Joseph Cortino
Chuck Cunningham
Chris Dunn
Tommy Edwards
Marc Grossman
Pam Koch
Micah Parshall
Richard Rohatsch
Robert Rosenberg
Chuck Sikaras
Allan Spear
Don Weiland
Chris Wilson

UNITED CENTER EVENT OPERATIONS

Maggie Acevedo
Jerry Aleknus
Chris Aquitania
Derrick Avery
Curtis Baddeley
James Bare
Rachel Baudhuin
Brianna Bell
Scott Boyke
Susan Brooks
Frank Butler
Brian Canny
Derrick Christian
Joey Eberwein
Juan Fuentes
John Gagnon
James Georgalas
Ted Gill
Bob Gorman
Bob Grmusich
Greg Hanrahan
Alex Hernandez
Kathy Indovina
Chris Irving
Mark Jacobson
Dave Jorns
Kevin Kehoe
James Koehler
Judy Lendsey
Sergio Lozano
Lina Martino
Rosaleen McElroy

UNITED CENTER EVENT OPERATIONS (CONT.)

Thathina Monelle
Kimbra Moody
Margaret Mazur
Clint McIntyre
Ray Musni
Joe Myhra
John Naif
Kevin O'Brien
Colleen Quinn
Hector Romero
Redrico Rivera
John Sarmiento
Jon Savarise
Terry Savarise
Erica Schisler
Robert Sheppard
Karen Sutherland-Ringstad
Dawn Swienton
Dan Tepper
Brian Thompson
Brady Tieman
Maria Unzueta
Keith VandeWerken
Dino Vera
Brandon Westbrook
Jerry Wilhelm
Joe Wynne, Jr.

The #1 card
among **mascots**
named **Benny**.



BMO  **Harris Bank**

Official Bank of the Chicago Bulls

Get your BMO Harris Bulls Debit Mastercard® today.
Learn more at bmoharris.com/fancard

Accounts are subject to bank and credit approval. BMO Harris Bank N.A. Member FDIC

Card design and availability is subject to change without notice. Mastercard is a registered trademark and the circles design is a trademark of Mastercard International Incorporated. The Chicago Bulls identifications are the exclusive property of NBA Properties, Inc., and the Chicago Bulls. © 2019 NBA Properties, Inc. All rights reserved.



ADVANTAGE



DEALER GROUP

HODGKINS / COUNTRYSIDE • BOLINGBROOK • CALUMET CITY
SALES • SERVICE • SATISFACTION

WE WANT TO BE YOUR DEALER!

**2020
CHEVROLET
EQUINOX**



**2020
CHEVROLET
SILVERADO
DOUBLE CAB**



**2020
TOYOTA
CAMRY XSE**



STOP IN FOR YOUR BEST DEAL!

HODGKINS / COUNTRYSIDE

BOLINGBROOK

ADVANTAGE TOYOTA OF RIVER OAKS

ADVANTAGECHEV.COM

ADVANTAGECHEVBB.COM

ADVANTAGETOYOTARIVEROAKS.COM

800-556-0558

630-759-5600

708-862-0700

CORNER OF JOLIET & LAGRANGE ROADS

I-55, EXIT 267, SOUTH ON RTE 53

OFF THE BISHOP FORD, 159TH ST EXIT



Currie Motors

NICE PEOPLE TO DO BUSINESS WITH



Currie Motors

NICE PEOPLE TO DO BUSINESS WITH



OF FRANKFORT

9423 W. Lincoln Hwy. • Frankfort, IL
CurrieFord.com

708-479-1100



Currie Motors

NICE PEOPLE TO DO BUSINESS WITH



OF FOREST PARK

8401 Roosevelt Road • Forest Park, IL
CurrieChevy.com

708-771-2600



Currie Motors
FORD OF VALPO



2052 W. Northland Drive • Valparaiso, IN
FordofValpo.com

219-464-3523

FAIROAKS
FORD LINCOLN



LINCOLN

2055 Ogden Avenue • Naperville, IL
FairOaksFord.com

630-355-8140

CurrieMotors.com



★
★
BASKETBALL OPERATIONS



JOHN PAXSON

EXECUTIVE VICE PRESIDENT - BASKETBALL OPERATIONS

Paxson remains at the forefront of the organization in his role as Executive Vice President of Basketball Operations and works in tandem with General Manager Gar Forman in an effort to bring an NBA Championship back to Chicago ... Paxson has been a part of the organization as a player, coach, broadcaster or front office executive since 1985 ... Paxson is the sixth individual to head basketball operations in the history of the Chicago Bulls, joining Dick Klein (1966-69), Pat Williams (1969-73), Dick Motta (1973-76), Rod Thorn (1978-85) and Jerry Krause (1985-2003) ... during the 2017-18 season, Paxson was named a member of the NBA Competition Committee to add valuable perspective on improving the game of basketball ... in collaboration with General Manager Gar Forman, Paxson has positively implemented

change upon the Bulls roster, coaching staff and basketball operations department, with the Bulls making playoff appearances in 11 of his 16 years as head of basketball operations (2005-07, 2009-2015, 2017) ... in 2004-05, Paxson quickly transformed Chicago's roster via the NBA Draft, catapulting the Bulls to 47 victories (a 24-game improvement from the previous season) with 13 of his player acquisitions leading the way to secure the team's first postseason appearance since 1998 ... in overseeing his first five NBA Drafts (the Bulls were without a pick in 2005), Paxson selected four NBA First-Team All-Rookie selections ... in 2003, with his first draft pick, he selected Kansas guard Kirk Hinrich with the seventh selection—Hinrich was selected to the All-Rookie First Team ... in 2004, at the helm for his second draft, Paxson chose Connecticut guard Ben Gordon third overall and traded for the draft rights to Duke forward Luol Deng, selected seventh overall ... in Gordon's rookie season he was named NBA Sixth Man of the Year and he joined Deng on the NBA All-Rookie First Team ... Paxson drafted Memphis guard Derrick Rose with the first overall pick in the 2008 NBA Draft, Rose went on to be named 2009 NBA Rookie of the Year and NBA MVP in 2010-11 ... Paxson has also proven to have an eye for untapped potential, as evidenced by his selection of Jimmy Butler with the 30th pick in the 2011 Draft ... Butler was selected to three All-Star teams (2015, 2016, 2017), a member of the All-NBA Third Team (2016-17) and was named the NBA's Most Improved Player of 2014-15 ... also active on the free agent front, Paxson signed Spanish League star Andrés Nocioni prior to the 2004-05 season and watched the Argentina native significantly bolster the Bulls' frontline ... Paxson has also proven an adept player in the free agent market, signing four-time All-Star and four-time NBA Defensive Player of the Year Ben Wallace in the summer of 2006 ... John spent seven seasons as a color analyst on both the Bulls' radio and television networks, providing expert analysis to Bulls' broadcasts ... spent one season (1995-96) as an assistant coach, helping the Bulls to an NBA-record 72-10 mark and the 1996 NBA World Championship ... Paxson spent nine of his 11 NBA seasons as a player with Chicago, helping the Bulls to three consecutive NBA World Championships (1991, 1992, 1993) ... Paxson was also responsible for one of the most memorable shots in NBA history during the 1993 NBA Finals, sinking a game-and-series-winning 3-pointer with 3.9 seconds remaining to defeat the Phoenix Suns on the road in Game 6, giving the Bulls their third straight NBA World Championship ... his NBA career began after being selected by the San Antonio Spurs in the first round (19th overall) of the 1983 NBA Draft ... he became a Bull after signing as a free agent on Oct. 30, 1985 ... a 1983 graduate of the University of Notre Dame ... John's father, Jim, played two seasons in the NBA during the 1950's (1956-58) ... John and his wife, Carolyn, have two sons, Ryan and Drew.



GAR FORMAN

GENERAL MANAGER

Gar Forman enters his 22nd season with the Chicago Bulls and 11th as General Manager ... Forman oversees all basketball-related matters, including personnel, coaching, scouting, player development, medical staff, strength/athletic training and administrative staff ... prior to being elevated to his current post, Forman spent 10 years in various capacities with the Bulls, including five seasons as Director of Player Personnel under Executive Vice President of Basketball Operations John Paxson ... named GM in May of 2009, Forman oversaw his first draft in the GM chair in June of 2009 ... Forman has provided a structured information-gathering system which has hauled a Defensive Player of the Year (Joakim Noah), an MVP and member of the First Team All-NBA (Derrick Rose), a Most Improved Player and All-NBA Third Team member (Jimmy Butler), seven members of the NBA All-

Rookie Team, a Rookie of the Year (Rose), five members of the All-Defensive team (Joakim Noah, Jimmy Butler, Luol Deng, Kirk Hinrich and Thabo Sefolosha) and a Sixth Man of the Year (Ben Gordon) ... Forman headed a plan to build and develop a base of talent through the draft, trades and free agency, which has resulted in the best record in the NBA two times (2010-11, 2011-12), two Central Division titles (2010-11 and 2011-12) and seven postseason appearances (advanced to the Eastern Conference Finals 2010-11 and the Eastern Conference Semifinals in 2012-13 and 2014-15) ... with Forman at the helm, the Bulls have continued to have success late in the draft, exhibited by standouts Taj Gibson (26th pick-2009), Jimmy Butler (30th pick-2011), Nikola Mirotić (23rd pick-2011, acquired from the Minnesota Timberwolves) and Bobby Portis (22nd pick-2015) ... awarded the 2011 NBA Executive of the Year (along with Miami's Pat Riley) following a season which saw the Bulls catapult from a 41-win team to a league-best 62-20 following a dizzying array of transactions heading into the 2010-11 campaign ... Forman began his career with the Bulls in 1998, as a Scout before being elevated to Special Assistant to the Executive Vice President of Basketball Operations in 2002 ... prior to the Bulls, Forman was an assistant coach/recruiting coordinator at Iowa State from 1994-98, helping lead the Cyclones to the 1996 Big Eight Championship, three consecutive NCAA Tournament appearances and three Top 25 finishes ... prior to Iowa State, he was assistant coach/recruiting coordinator from 1988-94 at New Mexico State, where the team went to five straight NCAA Tournaments, including the Sweet Sixteen in 1992 and earned five consecutive Top 25 finishes ... during that time, NMSU won four Big West Conference Championships, posted a 144-46 overall record and finished as high as 11th in the nation (1991) ... he was assistant coach/recruiting coordinator at Cal Poly Pomona in 1987-88 ... he was an in-house assistant coach at New Mexico State University from 1985-87 ... his first head coaching position was at the College of the Desert (Palm Desert, Calif.) from 1983-85, leading the team to consecutive 20-win seasons and to a school record 13 conference wins in 1984-85 ... he was an assistant coach at the College of the Desert in 1982-83 ... his first coaching position was at his alma mater, Utah State University, as a graduate assistant/JV coach in 1981-82 ... he received his B.A. degree in Marketing and Education in 1982 from Utah State ... Forman is very active with the Chicago Bulls community outreach efforts ... along with Kenny Williams of the Chicago White Sox, Gar participated in a conversation circle with students of Youth Guidance's Becoming a Man – Sports Edition program ... he has fed the homeless during Thanksgiving at the Pacific Garden Mission and participated in the Wounded Warriors "Stars and Strikes" event and the USO/CHA holiday party ... Forman is a member of the Board of Directors for the Turning Pointe Autism Foundation ... he and his wife, Leslie, Vice President of Chicago Bulls Charities, reside in the northern suburbs with their sons, Braeden and Jaxsen.

DRAFT PICKS

2009 James Johnson (16th), Taj Gibson (26th)

2010 Kevin Seraphin (17th)

2011 Norris Cole (28th), Jimmy Butler (30th), Malcolm Lee (43rd)

2012 Marquis Teague (29th)

2013 Tony Snell (20th), Erik Murphy (49th)

2014 Jusuf Nurkic (16th), Gary Harris (19th), Cameron Bairstow (49th)

2015 Bobby Portis (22nd)

2016 Denzel Valentine (14th), Paul Zipser (48th)

2017 Lauri Markkanen (7th)*, Jordan Bell (38th)

*Draft-night trade with the Minnesota Timberwolves

2018 Wendell Carter Jr. (7th), Chandler Hutchison (22nd)

2019 Coby White (7th), Daniel Gafford (39th)

FREE AGENT SIGNEES

Rawle Alkins, Lou Amundson, **Ryan Arcidiacono**, D.J. Augustin, Marco Belinelli, Antonio Blakeney, Keith Bogans, Carlos Boozer, Ronnie Brewer, Aaron Brooks, Rasual Butler, Isaiah Canaan, Antonius Cleveland, Daquan Cook, Spencer Dinwiddie, Mike Dunleavy, Jr., **Cristiano Felicio**, Jimmer Fredette, Pau Gasol, Aaron Gray, Richard Hamilton, **Shaquille Harrison**, Kirk Hinrich, Justin Holiday, Lindsey Hunter, Mike James, **Luke Kornet**, Kyle Korver, John Lucas III, Cartier Martin, Nazr Mohammed, **Adam Mokoka**, E'Twaun Moore, David Nwaba, Jannero Pargo, Jabari Parker, Vladimir Radmanovic, Chris Richard, Nate Robinson, Rajon Rondo, Brian Scalabrine, Greg Smith, Diamond Stone, Kurt Thomas, Malcolm Thomas, Jarvis Varnado, Dwyane Wade, Derrick Walton Jr, **Thaddeus Young**.

Bold indicates free agent signee is still on Chicago's roster.

TRADES

JAN. 25, 2010 – Traded Aaron Gray to New Orleans in exchange for Devin Brown.

FEB. 18, 2010 – Traded John Salmons, a first round pick and two second round picks to Milwaukee for Hakim Warrick, Joe Alexander and a first round pick.

FEB. 18, 2010 – Traded Tyrus Thomas to Charlotte for Ronald "Flip" Murray, Acie Law and a future first round pick.

JULY 8, 2010 – Traded Kirk Hinrich, the draft rights to Kevin Seraphin and cash considerations to Washington in exchange to the draft rights to forward Vladimir Veremeenko (Belarus).

JULY 9, 2010 – Signed and traded the contract of Hakim Warrick to Phoenix in exchange for a second round draft choice.

JULY 22, 2010 – Acquired C.J. Watson from Golden State in exchange for a future second round draft choice.

FEB. 22, 2011 – Assigned the contract of forward James Johnson to the Toronto Raptors in exchange for Miami's 2011 regular first-round draft choice held by Toronto.

JUNE 24, 2011 – Acquired the draft rights to No. 23 pick Nikola Mirotić from Minnesota in exchange for the draft rights to the No. 28 pick Norris Cole and the No. 43 pick Malcolm Lee.

JULY 16, 2012 – Traded Kyle Korver to Atlanta in exchange for a trade exception and cash considerations.

JAN. 7, 2014 – Conveyed the contract of Luol Deng to the Cleveland Cavaliers for multiple draft picks, along with the contract of Andrew Bynum.

JAN. 21, 2014 – Acquired forward Tornike Shengelia from the Brooklyn Nets in exchange for guard Marquis Teague.

JUNE 26, 2014 – Acquired the draft rights to the No. 11 pick Doug McDermott and forward Anthony Randolph from the Denver Nuggets in exchange for the draft rights to the No. 16 pick Jusuf Nurkic and the No. 19 pick Gary Harris.

JULY 14, 2014 – Traded forward Greg Smith to the Dallas Mavericks in exchange for the right to Tadija Dragicevic.

JULY 14, 2014 – Traded forward Anthony Randolph, cash considerations and two future second-round picks to the Orlando Magic for the rights to Milovan Rakovic.

FEB. 18, 2016 – Acquired guard Justin Holiday from the Atlanta Hawks and a 2018 second-round pick from the Utah Jazz and sent Kirk Hinrich to Atlanta.

JUNE 17, 2016 – Acquired guard Spencer Dinwiddie from the Detroit Pistons in exchange for Cameron Bairstow.

JUNE 22, 2016 – Traded Derrick Rose, Justin Holiday and a 2017 second round draft pick to the New York Knicks for center Robin Lopez, guard Jose Calderon and guard Jerian Grant.

JULY 7, 2016 – Traded forward Mike Dunleavy and the draft rights to Vladimir Veremeenko (Washington's 48th-overall section in 2006) to the Cleveland Cavaliers for draft rights to Albert Miralles (Toronto's 39th-overall selection in 2004).

JULY 7, 2016 – Traded guard Jose Calderon along with Denver's 2018 second round pick and Chicago's own 2019 second round pick to the Los Angeles Lakers for the draft rights to Ater Majok.

JULY 7, 2016 – Traded Mike Dunleavy and the draft rights to Vladimir Veremeenko (Washington's 48th-overall selection in 2006) to the Cleveland Cavaliers for draft rights to Albert Miralles (Toronto's 39th-overall selection in 2004).

OCT. 17, 2016 – Traded Tony Snell to Milwaukee in exchange for Michael Carter-Williams.

FEB. 23, 2017 – Traded Taj Gibson, Doug McDermott and a 2018 second-round pick to Oklahoma City for Cameron Payne, Anthony Morrow and Joffrey Lauvergne.

JUNE 22, 2017 – Traded Jimmy Butler and the No. 16 pick in the 2017 NBA Draft (Justin Patton) to the Minnesota Timberwolves in exchange for Kris Dunn, Zach LaVine and the No. 7 pick in the 2017 NBA Draft (Lauri Markkanen).

SEPT. 1, 2017 – Traded Ater Majok to the New Orleans Pelicans for Quincy Pondexter, a 2018 second round pick and cash considerations.

TRADES (CONTINUED)

FEB. 1, 2018 – Traded Nikola Mirotić and a 2018 second round pick to New Orleans for Omer Asik, Jameer Nelson, Tony Allen and a 2018 first-round pick.

JULY 8, 2018 – As part of a three-team trade, traded Jerian Grant to the Orlando Magic and received Julian Stone from the Charlotte Hornets.

JAN. 7, 2019 – Traded a 2020 second round pick to the Houston Rockets for Michael Carter-Williams and cash considerations.

JAN. 22, 2019 – Traded Tadija Dragićević to the Houston Rockets for Carmelo Anthony, Jon Diebler and cash considerations.

FEB. 1, 2019 – Traded a 2020 second round pick to the Oklahoma City Thunder for Timothé Luwawu-Cabarrot and cash considerations.

FEB. 6, 2019 – Traded Jabari Parker, Bobby Portis and a protected second-round pick in the 2023 NBA Draft to the Washington Wizards for Otto Porter Jr.

JULY 7, 2019 – Traded future draft considerations to the Washington Wizards for Tomas Satoransky.



JIM BOYLEN
HEAD COACH

Entering his fifth season with the Bulls ... named associate head coach on June 17, 2015, and took over as head coach on Dec. 3, 2018 ... he went 17-41 in his abbreviated season; had a stretch of nine games from 2/8 – 3/1 with a healthy roster where the team went 6-3, scoring 121.1 ppg ... he brought 33 years of coaching experience to the bench, including 22 years of service in the NBA and three NBA championships ... came to the Bulls after spending two seasons on the bench with the San Antonio Spurs ... in 2013-14, his first season with San Antonio, the Spurs defeated Miami (4-1) in the 2014 NBA Finals ... he returned to the NBA in 2011, where he served two seasons on the bench as an assistant coach with the Indiana Pacers (2011-13); while with the Pacers, he helped the team advance to the 2013 Eastern Conference

Finals ... from 2007-11, he served as head coach of the University of Utah and compiled an overall record of 69-60 (.534) ... in his second season with the Utes, he led the team to the Mountain West regular season and postseason conference championships; that earned Utah a No. 5 seed in the NCAA tournament, the highest ever for the conference at that time ... a native of East Grand Rapids, Mich., he served as an assistant coach for Michigan State on two separate occasions (2005-07, 1987-92) ... he has also served as an assistant coach with the Milwaukee Bucks (2004-05), Golden State Warriors (2003-04) and the Houston Rockets (1992-03) ... as a member of the Rockets coaching staff, the organization claimed a pair of NBA Championships in 1994 and 1995 ... he graduated from the University of Maine with a degree in Business in 1987, where he earned All-North Atlantic Conference First Team honors his senior season ... he and his wife, Christine, have two daughters, Ashlen Clare and Layla Blue.



CHRIS FLEMING ASSISTANT COACH

Fleming enters fifth season as an assistant coach in the NBA and his first season as an assistant coach with the Chicago Bulls ... he spent three seasons (2016-2019) as an assistant coach with the Brooklyn Nets, who won 42 games and made the Playoffs in 2018-19; while with the Nets, he helped the team improve their win total each season ... prior to his stint in Brooklyn, Fleming began his NBA coaching career in 2015-16 as an assistant with the Denver Nuggets ... the Forked River, NJ native served as a head coach in Germany for 14 years ... he spent eight seasons (2000-2008) with QSTV/Artland Dragons in Quakenbrück and six seasons (2008-2014) with Brose Baskets Bamberg, where he led Brose Baskets to four German League championships and was named the German League Coach of the Year in 2011 ... Fleming captured four Germany Cup championships and three German Supercup championships ... he also spent three seasons (2014-2018) coaching the German national team ... before his coaching career, Fleming spent six seasons (1994-2000) with QSTV as a player ... he began his

collegiate career at the University of Connecticut before transferring to the University of Richmond, where he led the Spiders to consecutive NCAA Tournament appearances in 1990 and 1991.



ROY ROGERS ASSISTANT COACH

Rogers enters his 12th season as an assistant coach in the NBA and first season as an assistant coach with the Chicago Bulls ... he spent three seasons (2016-2019) as an assistant coach with the Houston Rockets, where he helped them win four playoff series and achieved the second-highest winning percentage (.703) of any team in the NBA ... prior to joining the Rockets staff, Rogers served as an assistant for two seasons (2014-2016) with the Washington Wizards following two years (2013-2014) with the Brooklyn Nets ... the Linden, Ala. native spent one season (2010-2011) on the Boston Celtics coaching staff before joining the Detroit Pistons from 2011-2013 ... he began his NBA coaching career with a two-year (2008-2010) stint as an assistant coach with the Nets ... Rogers began his coaching career in 2004-05 as an assistant for the Huntsville Flight of the NBA Developmental League; he spent four years coaching in the G League ... Rogers attended the University of Alabama and was selected 22nd overall in the 1996

NBA Draft by the Vancouver Grizzlies ... he played three seasons in the NBA and continued his career overseas in Russia, Italy, Greece and Poland.



NATE LOENSER ASSISTANT COACH

Nate Loenser enters his third season as an assistant coach after serving as the head coach of the Windy City Bulls during the team's inaugural season in 2016-17 ... during his time with Windy City, he guided the team to a record of 23-27 (.460), while playing a role in helping develop young talents such as Cristiano Felicio, Jerian Grant, Cameron Payne, Bobby Portis, Denzel Valentine and Paul Zipser ... he has a combined 18 years of coaching experience with the Chicago Bulls, the University of Southern Mississippi and Iowa State University ... as a video coordinator for the Chicago Bulls during the 2015-16 season, Loenser assisted and led on-floor skill development sessions with Bulls players ... Loenser also updated and maintained the Bulls' offensive and defensive playbooks ... during his time with Iowa State, he was the Director of Player Development and a part of the coaching staff for two seasons where they won back-to-back Big 12 Conference Championships ... the team also played in the NCAA Tournament twice, including an appearance in the Sweet 16 in 2014 ... he oversaw the basketball program as an

Assistant Coach for Southern Mississippi, including recruiting, opponent scouting and on-court coaching ... Loenser and his wife, Jackie, have two daughters, Delaney and Logan.



DEAN COOPER ASSISTANT COACH

Dean Cooper enters his second season as an assistant coach with the Chicago Bulls after serving as an assistant coach of the Windy City ... he has more than 30 years of coaching and front office experience ... Cooper was the head coach of the Salt Lake City Stars/Idaho Stampede for three seasons (2014-2017) ... prior to his time with Salt Lake City, he enjoyed a second stint with the Houston Rockets as an assistant coach under Kevin McHale (2012-14) ... his first stint with the Rockets spanned nine seasons (1999-2008) where he held several roles including video coordinator, assistant coach, personnel scout, Director of Scouting and Vice President of Player Personnel ... Cooper also saw time with the Portland Trailblazers as director of player development for two seasons (2010-12) ... prior to Portland, he was an assistant coach with the Minnesota Timberwolves (2008-09) ... before joining the NBA ranks, he coached four years at the collegiate level with his alma mater, Aquinas College and the University of Buffalo ... he began his coaching career in Michigan, spending five years at Belding High School and three years at Caledonia High School ... Dean is married to his wife, Melanie.



KAREN STACK ASSISTANT COACH

Karen Umlauf started her career with the Bulls in 1985 as an entry level ticket rep ... was soon after recruited by Hall of Fame GM Jerry Krause to the basketball operations department ... Umlauf officially joined the team as an assistant coach on July 3, 2019 ... the 2018-19 season marked her first full season as an associate coach working with the coaching staff and players, but she retained responsibilities in basketball ops overseeing team travel, budget, and business and building operations at the Advocate Center ... graduated from Northwestern University and was a member of the women's basketball team there ... upon graduation, played professionally in France for one season ... also played for the short-lived Chicago Spirit of the Women's American Basketball Association while beginning her job with the Bulls ... started a women's AAU team, the Chicago Challengers, that played in tournaments worldwide ... was a TV analyst for SportsChannel and the WNBA's Chicago Sky ... was enshrined in the Oak Forest High School (2012) and Chicagoland Sports Halls of Fame (2014) ... her brother, Jim, was Bulls Assistant GM under Jerry Krause,

and went on to become an assistant coach with the Indiana Pacers and then to the front office of the Minnesota Timberwolves ... her nephew, Frank Kaminsky, plays for the Phoenix Suns ... Karen resides in Northfield with her husband, Mark, and daughters, Kasey and Lindsay.



SHAWN RESPERT PLAYER DEVELOPMENT COACH

Shawn Respert, an NBA veteran of five seasons, comes to the Bulls having served in multiple developmental roles as an assistant coach in the NBA ... prior to Chicago, he was a regional scout and assistant coach with the Memphis Grizzlies ... while with the Grizzlies, he was a member of David Joerger's staff for three seasons (2013-16) ... prior to that, Respert spent three seasons in Minnesota as an assistant coach with an emphasis on player development ... he also spent four seasons with the Houston Rockets as an assistant coach (2008-11) ... before entering the coaching ranks, he spent two seasons as Director of Basketball Operations for the NBA D-League (2006-08) ... the Detroit native worked in a similar capacity at Rice University where he was the Owls' Director of Basketball Operations for two seasons (2004-06) ... a former college Player of the Year at Michigan State (1990-95), the Portland Trail Blazers selected him with the eighth pick in the 1995 NBA Draft ... following a draft-night trade to the Milwaukee Bucks, he played for the Bucks (1995-97), the Toronto Raptors (1997-98), Dallas Mavericks (1998) and Phoenix Suns (1999) ... after his career in the NBA, he went on to

play four more seasons in the European Basketball League.



DOUG COLLINS SENIOR ADVISOR – BASKETBALL OPERATIONS

Named Chicago's Senior Advisor of Basketball Operations on September 19, 2017 ... following a standout collegiate career at Illinois State University, the Philadelphia 76ers selected Collins with the first overall pick in the 1973 NBA Draft ... Collins played eight seasons with Philadelphia and was a four-time All-Star before his career was cut short due to injuries ... in 1986, Collins was named head coach of the Bulls, a position he held for three seasons, directing the team to the playoffs each year ... Collins later became the head coach of the Detroit Pistons (1995-98), Washington Wizards (2001-03) and 76ers (2010-13) ... over an 11-year NBA coaching career, he led his teams to the playoffs seven times ... in his three seasons at the helm of the Bulls (1986-89), Chicago went 137-109 (.557) and reached the Eastern Conference

Finals in 1989 ... his overall coaching record stands at 442-407 (.521) ... Collins has also enjoyed a great deal of success as a broadcaster ... regarded as one of the best analysts in the game, Collins was inducted into the Naismith Memorial Basketball Hall of Fame and awarded the prestigious Curt Gowdy Media Award in 2009 ... he has earned four Emmy Award nominations and two Cable ACE Awards ... most recently, he spent the last four seasons as an NBA game analyst for ABC and ESPN ... he also contributed as a studio analyst on ESPN's NBA Countdown ... Collins and his wife, Kathy, have two children, Chris and Kelly, and five grandchildren.



BRIAN HAGEN ASSOCIATE GENERAL MANAGER

Hagen is entering his eighth season with the Bulls and second as Associate General Manager ... spent the previous six seasons as Assistant General Manager ... Hagen also served as General Manager of the Windy City Bulls for three seasons ... prior to the Bulls, he spent nine seasons in basketball operations with the New Orleans Hornets, most recently as the team's Director of Player Personnel ... in that role, he was responsible for coordinating the team's amateur and professional scouting operations and assisted in the evaluation of free agents and prospective trade acquisitions ... while with the Hornets, he also spent time as the team's Video Coordinator, Director of Basketball Operations, Director of Scouting and Assistant to the General Manager ... prior to joining the Hornets, he was an Assistant Coach at

Texas A&M-Corpus Christi (2002-03) ... a native of Joice, Iowa, he graduated from Iowa State in 2000 with a degree in Management Information Systems ... Brian and his wife, Jamie, have one son, Palmer, and reside in Chicago.



IVICA DUKAN

DIRECTOR OF INTERNATIONAL SCOUTING/SPECIAL ASSISTANT TO THE GENERAL MANAGER

In his 29th season with the Bulls and seventh as special assistant to the general manager ... Dukan began his role as Director of International Scouting with the Bulls on Aug. 20, 1992 ... he divides his time between scouting Europe, the NBA and colleges across the country ... in 1991-92, he worked as a scout for the Bulls on a part time basis ... Dukan, 63, had an outstanding 14 year professional career overseas, as he played in England, Switzerland, France and Yugoslavia ... he was known throughout Europe as a defensive specialist and strong three point shooter ... a native of Croatia, he served as captain of the team in Split ... he also played for the Yugoslavia National Team ... Ivica and his wife,

Gordana, reside in Deerfield, Ill., and have one son, Duje, who played for the Sacramento Kings during the 2015-16 season.



DAVE BOLLWINKEL SCOUT

Dave Bollwinkel is now in his 15th season with the Bulls as a Scout ... he has nearly 30 years of coaching experience, mostly on the collegiate level ... prior to coming to Chicago, he was an Advance Scout for the Philadelphia 76ers during the 2004-05 campaign and with the Boston Celtics from 2001-03 ... he held assistant coaching jobs at the University of California (1976-77), Cal Poly-Pomona (1977-78), Oregon (1978-80), Colorado State (1980-82), San Jose State (1982-87), Dayton (1992-94) and Saint Mary's College in California (1996-97) ... he also served as Head Coach at Cal Poly-Pomona (1987-92) and Saint Mary's College (1997-2001) and was named Coach of the Year at both schools ... he was Associate Head Coach at the University of Wisconsin during the 1994-95 season ... he is a 1972 honors graduate of the

University of California-Berkeley with a degree in Political Science and he received his master's in Athletic Administration from St. Mary's College in 1983 ... he is married to Alix Mitgang ... Dave has two children, Stephanie and Aaron.



JIM PAXSON *DIRECTOR OF PRO PERSONNEL*

Jim begins his 14th season with the Bulls and has spent the last 13 seasons serving as the Director of Basketball Operations ... prior to Chicago, he spent seven seasons with the Cleveland Cavaliers, first as Vice President of Basketball Operations (1998-99), and then as President and General Manager of the club (1999-2005) ... prior to working in Cleveland, Paxson was Assistant General Manager of the Portland Trail Blazers for three seasons (1995-98) ... he also served as Offensive Skills Coach with the Trail Blazers during the 1993-94 season ... he played 11 seasons in the NBA, where he spent eight-plus seasons in Portland ... Paxson was a two-time NBA All-Star and earned All-NBA Second Team honors in 1984 ... he was the first Trail Blazer in franchise history to score 10,000 points ... he was traded to the Boston Celtics in 1988, where he played his final two NBA seasons before retiring in 1990 ... Jim and his wife, Courtney, reside in Paradise Valley, Arizona. Jim has two sons, Mike and Nick, and Courtney has a son, Tanner, and daughter, Addi.



STEVE WEINMAN *ASSISTANT GENERAL MANAGER*

Steve is entering his eighth season with the team and second as assistant general manager ... spent previous four seasons as manager of basketball operations and analytics, and two before that as basketball operations assistant ... is responsible for managing the Bulls' salary cap and future planning initiatives, leading the team's basketball analytics efforts, as well as scouting pro and amateur personnel ... prior to the Bulls, spent two seasons with the NBA's league office and was responsible for building and maintaining the G League's personnel and contract database, as well as serving as the league's analytics liaison to teams ... native of Long Island, N.Y. ... graduated from Missouri in 2010 with a degree in convergence journalism ... resides in Chicago.



DR. ROBERT "CHIP" SCHAEFER *DIRECTOR OF PERFORMANCE HEALTH*

Entering his fourth season, Chip Schaefer returned to Chicago for a second stint with the team during the 2016-17 season and enters his 28th season in the NBA, during which time he has contributed to 11 NBA Championship teams (six with Chicago, five with the Los Angeles Lakers) ... previously, he spent the 2013-2016 seasons with the Sacramento Kings as the team's Director of Sports Science ... following his first term in Chicago as the head athletic trainer, he worked for 13 seasons with the Lakers (1986-87, 1999-2011) ... in his last seven seasons in Los Angeles, he was the team's Director of Athletic Performance/Player Development; while with the Lakers, he also oversaw the transition of the team's young players into the NBA, as well as their professional development ... in addition to his time in the NBA, Schaefer spent two years as Head Trainer for the U.S. Men's Ski Team (1984-86) ... he was the Head Athletic Trainer and Strength Coach at Loyola Marymount for three years (1987-90) ... he also worked on staff at the Kerlan-Jobe Orthopedic Clinic ... from 2011-13, he was the Assistant Athletics Director for Sports Performance at UC Santa Barbara ... Schaefer also served as the Head Athletic Trainer at Pete Newell's Big Man Camp and the California Summer Pro Basketball League ... he holds a Bachelor of Science degree in Physical Education and Sports Medicine from the University of Utah, a Master of Arts in Counseling from Loyola Marymount University, and a Doctorate in Health Science from A.T. Still University ... Schaefer is a certified athletic trainer and a certified strength and conditioning specialist ... he is also recognized by the National Academy of Sports Medicine (NASM) as a specialist in performance enhancement, corrective exercise and fitness nutrition ... a native of Deerfield, Ill., Schaefer and his wife, Andra, have a son, Alec (33), and a daughter, Emily (31).



JEFF TANAKA HEAD ATHLETIC TRAINER

Jeff Tanaka enters his 12th season with the Bulls, and his fifth season as Head Athletic Trainer for the team ... he spent his first six seasons with the Bulls as the team's Assistant Athletic Trainer ... Tanaka is a member of the National Athletic Trainers Association (NATA) and the National Basketball Athletic Trainers Association (NBATA) ... he was named the David Craig Assistant Athletic Trainer of the Year for the 2011-12 season by the NBATA ... served as Secretary for the NBATA Executive Committee 2015-2019 ... previously served as Eastern Conference Assistant Athletic Trainer Representative from 2011-13 ... Tanaka is certified by the National Academy of Sports Medicine (NASM) as a Corrective Exercise Specialist (CES)

... before joining the Bulls, he spent nine seasons as an Assistant Athletic Trainer with the San Francisco 49ers ... while with the 49ers, the training staff was named the NFL Athletic Training Staff of the Year in 2001 ... he had four stints in the professional ranks, beginning with a training camp internship with the Los Angeles Raiders in 1994, followed by two seasons as a Graduate Assistant with the 49ers (1995-96) before accepting a position as an Assistant Athletic Trainer for the NFL Europe Amsterdam Admirals in 1997 ... after his time in Amsterdam, Tanaka spent the next two seasons at the University of California, where he was Head Athletic Trainer for men's basketball and the men's and women's swim teams ... he received a bachelor's degree in Physical Education from Cal Poly San Luis Obispo in 1994, and in 2001, he earned a master's degree in Kinesiology from San Jose State ... a Bay Area native from San Jose, Calif., Jeff and his wife, Valerie, reside in Chicago with their daughter, Dylan, and son, Casey.



MATTHEW JOHNSON HEAD STRENGTH & CONDITIONING COACH

Matthew Johnson enters his seventh season overall with the Chicago Bulls and fourth as the head strength coach ... spent his first three seasons with the Bulls as assistant strength coach ... prior to his full time roles, Johnson spent a year interning with the Bulls Strength and Conditioning department during the 2012-13 NBA season ... was the 2011 summer strength and conditioning intern for the University of Wisconsin Athletic Department ... Johnson received his M.S. from the University of Wisconsin-La Crosse in Human Performance in 2012 and received his B.S. from the University of Wisconsin-La Crosse in Exercise and Sport Science in 2011 ... is a Certified Strength and Conditioning Specialist through the NSCA and a Level 1 Sports

Performance Coach through United States Weightlifting ... Matt and his wife, Kayla, reside in Arlington Heights with their daughter, Eleanor.



MIKE ORR PHYSICAL THERAPIST

Kenneth Michael (Mike) Orr enters his fourth season with the Chicago Bulls as team physical therapist, and his fourth season in the NBA ... spent his first season in the NBA in 2015-16 with the NBA Champion Cleveland Cavaliers ... assisted with the 2016 Team USA Men's and Women's basketball teams which won Gold Medals at the Summer Olympics in Rio de Janeiro ... went on to Tennessee State University in Nashville, Tenn., and received his B.S. in physical therapy in 1999 ... he received an MBA with a concentration in finance from Roosevelt University in 2003 and his doctorate degree in physical therapy in 2017 from Governors State University ... is a Chicago native who graduated from Morgan Park High School on the city's south side ... Mike

and his wife, Alex, reside in Flossmoor with their four children, Kennedy, Alessandra, Avery and Amorelle.



ARNOLD LEE ASSISTANT ATHLETIC TRAINER

Arnold Lee enters his fourth season with the Bulls organization, and third as the assistant athletic trainer for the Chicago Bulls ... was the head athletic trainer for the Windy City Bulls for their inaugural season in the G League in 2016, and was promoted to be the assistant athletic trainer for the Chicago Bulls the season after that ... began his career at Kennedy King College working men's soccer and men's and women's basketball for three seasons ... he then spent summer training camp and preseason with the Bears as an athletic training intern prior to being hired by Windy City ... is a certified athletic trainer by the National Athletic Trainers' Association Board of Certification and licensed in the state of Illinois ... is also a certified strength and conditioning

specialist through the National Strength and Conditioning Association and a corrective exercise specialist through the National Academy of Sports Medicine ... Arnold lives in Chicago with his wife, Jane, and two kids.



GEOFF PULS ASSISTANT STRENGTH AND CONDITIONING COACH

Geoff Puls enters his third season with the Bulls as assistant strength and conditioning coach ... comes to Chicago after spending the previous four years as a strength coach at the University of Notre Dame ... was an intern in the Bulls' strength and conditioning department during the 2011-12 season ... earned an M.Ed. in Kinesiology from University of Minnesota in 2013 and B.S. in Exercise and Sport Science from University of Wisconsin – La Crosse in 2011 ... he is a veteran of the United States Marine Corps who served tours of duty in Iraq in 2004 and 2006 ... also is a certified Strength and Conditioning Specialist (CSCS) and a Registered Strength and

Conditioning Coach (RSCC) through the NSCA.



DR. WENDY BORLABI PERFORMANCE COACH

In her fourth season with the Chicago Bulls, Dr. Borlabi joined the organization after working at the U.S. Olympic Training Center in San Diego since 2009 ... comes to Chicago with a background in the development of mental preparation of elite athletes with an emphasis on focus, leadership and performance anxiety ... another area of concentration for Borlabi is to prepare athletes to maintain and sustain performance-based mental focus ... while at the Olympic Training Center, she helped train and develop some of the most elite athletic talent in the country in preparation for two Winter Olympics and one Summer Games ... prior to her work with the USOC, Borlabi worked at James Madison University where she was a liaison between the athletics department

and the Counseling and Student Development Center ... during this time, she established the JMU Sport Psychology program for student athletes, coaches and the athletic department ... she then transitioned toward servicing more elite-level organizations by providing performance enhancement training to professional baseball players ... she has a Bachelor of Science degree in Psychology from Southwestern Oklahoma State University and she earned her Master of Science in Kinesiology with a concentration in Sport Psychology from Georgia Southern University ... she also holds a Doctorate in Clinical Psychology with a concentration in Sport Psychology and Exercise Psychology from Argosy University, Phoenix ... born in Accra, Ghana, she was raised in Oklahoma City ... Wendy resides in Chicago with her six-year old twins, Bernard and Scout.

ADVOCATE CENTER STAFF



MILES ABBETT
Manager of Minor League
Scouting & Analytics



JASON ST. CHARLES
Director of Team Security



SHAUN HICKOMBOTTOM
Senior Manager of Player
Development & Team Services



JAY HILLOCK
Pro Personnel Scout



WENDY KNOLL
Senior Manager, Basketball
Administration



JOHN LIGANOWSKI
Equipment Manager



PAUL MILLER
Coordinator of Player Developmnt
& Team Services



PAUL MILLER
Video Coordinator



STEVE PANKOW
Assistant Equipment Manager



KRISTINE WATSON
Senior Manager, Basketball
Administration



MIKE WILHELM
Pro Personnel Scout

BASKETBALL OPERATIONS



BRIAN J. COLE, M.D., M.B.A. **HEAD TEAM PHYSICIAN**

Dr. Brian Cole is an orthopedic sports medicine surgeon at Midwest Orthopaedics at Rush and a Professor of Orthopaedics, Anatomy and Cell Biology at Rush University Medical Center ... he is Managing Partner of Midwest Orthopaedics and is the Department's Associate Chairman and the Section Head of the Cartilage Research and Restoration Center ... also the Chairman of Surgery at Rush Oak Park Hospital and leads the Rush Orthopedic Master's Program ... Dr. Cole holds several leadership positions in national and international orthopedic societies. Honors awarded to Dr. Cole range from "Best Doctors in America" since 2004 and "Top Doctor" in Chicagoland since 2003 ... in 2006, he was featured on the cover of Chicago as "Chicago's Top Doctor." In 2009, he was selected as NBA Team Physician of the Year and Orthopedics This Week has named Dr. Cole as one of the top 20 sports medicine, knee and shoulder specialists repeatedly over the last 5 years as selected by his peers ... his research

interests include cartilage restoration, regenerative medicine, and minimally invasive surgical techniques for the treatment of the knee, elbow, and shoulder ... he has published more than 1,000 articles and 10 textbooks on orthopedic surgery and sports medicine, has lectured nationally and internationally on more than 2,000 occasions and has appeared as an expert on several TV documentaries ... he received an MD and MBA from the University of Chicago, completed his orthopedic residency at the Hospital for Special Surgery at Cornell Medical Center, and a Sports Medicine fellowship at the University of Pittsburgh ... his professional career outside of academia includes serving as team physician for the Chicago Bulls, co-team physician for the Chicago White Sox, and a team physician for the Chicago Fire, Chicago Dogs, and DePaul University ... Dr. Cole has served as co-host for eight years on the talk-show Sports Medicine Weekly on The Score radio, formally on ESPN Radio.



KATHY WEBER, M.D., M.S. **HEAD PRIMARY CARE SPORTS MEDICINE PHYSICIAN**

Dr. Weber is the Director of Primary Care/Sports Medicine and Women's Sports Medicine at Rush University Medical Center ... her reputation as a leading sports medicine physician is enhanced by her remarkable activity in the treatment of high-level professional athletes, serving as the head primary care sports medicine team physician for the Chicago Bulls and the Chicago White Sox, and the head team physician for the DePaul Blue Demons ... also serves as the company physician for the Hubbard Street Dance Company ... member of the LPGA Medical Advisory Board ... on numerous committees including the NBA Team Physicians Executive Committee, NBA Research Committee, MLB Concussion Committee, and MLB Research Committee ... has been involved with the MLB Medical Advisory Board for multiple years and is the first women elected President of the MLB Team Physicians Association ... possesses a unique expertise with the diagnosis

and treatment of musculoskeletal issues ... she is the Founder and the Director of the Primary Care Sports Medicine fellowship at Rush University Medical Center ... has taught numerous medical students, residents, and fellows and is the recipient of numerous awards for excellence in patient care and teaching ... serves on the board of Girls in the Game and was honored in 2006 as their Health Champion ... has published many articles, book chapters and is an active researcher ... a former college athlete, she has been involved in athletics as a team physician, an exercise physiologist, and as an avid athlete.



DR. BERNARD BACH
Team Physician



DR. JULIA BRUENE
Team Physician



DR. CHARLES BUSH-JOSEPH
Team Physician



DR. MARK COHEN
Team Physician



DR. JOHN FERNANDEZ
Team Physician



DR. BRIAN FORSYTHE
Team Physician



DR. SIMON LEE
Team Physician



DR. GREG NICHOLSON
Team Physician



DR. SCOTT PALMER
Team Physician



DR. NIK VERMA
Team Physician



DR. ADAM YANKE
Team Physician



DR. PETE CHEMELLO
Dental Consultant



DR. CHRISTOPHER COLBY
Dental Consultant



DR. STEPHEN DOUGLAS
Dental Consultant



DR. MATTHEW GAUTHIER
Dental Consultant



DR. JACK COHEN
Team Ophthalmologist



DR. DAVID ORTH
Team Ophthalmologist

FJChicago.com

Chicago

FJChicago.com

FJCHICAGO.COM

FAN 4 LIFE

Proud Supporter of the Chicago Bulls.



Fletcher Jones Chicago



Fletcher Jones Mercedes-Benz
1520 W. North Avenue Chicago, IL 60642

Fletcher Jones Honda
1100 North Clark Street Chicago, IL 60610

Fletcher Jones Audi
1111 North Clark St. Chicago, IL 60610

Fletcher Jones Volkswagen
1111 N Clark St Chicago, IL 60610

888-713-2885 | FJChicago.com

SCORE! SLAM DUNK SAVINGS

FOX VALLEY AUTO GROUP



GMC



Volkswagen of Schaumburg • Volkswagen of West Chicago • Buick GMC of St. Charles

847-839-8101

630-231-9900

630-584-6400



BUICK



GMC



Where Satisfied Customers Tell the Tale!
Visit www.myfoxtale.com





PLAYERS



0 COBY WHITE

POSITION: GUARD

HT., WT.: 6-5, 195 **YEARS PRO:** R

COLLEGE: NORTH CAROLINA

BIRTH DATE: 02/16/2000

BIRTHPLACE: GOLDSBORO, N.C.

HIGHLIGHTS:

- Named North Carolina Mr. Basketball 2018
- Leading scorer for gold-medal-winning Team USA at the 2018 FIBA Americas U-18 Championship with 15.3 ppg
- Participated in the 2018 McDonald's and Jordan Brand games

CAREER TRANSACTIONS: Selected in the first round (7th overall) by the Chicago Bulls in the 2019 NBA Draft (6/20/19).

COLLEGE CAREER: Played in 35 games (35 starts) for North Carolina and averaged 16.1 ppg, 3.5 rpg, 4.1 apg and 1.09 spg in 28.5 mpg ... shot .423 from the field, .353 from three and .800 from the free-throw line ... his scoring average was the 5th highest in UNC freshman history, and his assists average ranked 7th in the ACC ... scored a season-high 34 points vs. Syracuse (2/26), and was the 10th Tar Heel (only freshman) to have three games in a season with at least 33 points ... made a UNC

freshman-record 82 3-pointers ... voted to the 2018-19 All-ACC Second Team and All-Freshman Team ... one of four finalists for the USBWA's Wayman Tisdale National Freshman of the Year award ... tied Duke's Zion Williamson with a conference-leading five ACC Freshman of the Week awards.

PERSONAL: Was the state's all-time high school leading scorer, breaking the record with 3,573 points at Greenfield School ... son of Donald and Bonita White ... has a sister, Tia, and brother, Will, who played basketball at Mars Hill University.

COLLEGE STATISTICS:

YEAR	TEAM	G	MIN	FG	FBA	PCT	3FG	3FBA	PCT	FT	FTA	PCT	OFF	DEF	TOT	A	PF	DQ	STL	TO	BLK	PTS	RPG	APG	PPG
18-19	UNC	35	999	188	444	.423	82	232	.353	104	130	.800	12	112	124	143	68	1	38	93	11	562	3.5	4.1	16.1





2 LUKE KORNET

POSITION: FORWARD

HT., WT.: 7-1, 250 **YEARS PRO:** 2

COLLEGE: VANDERBILT

BIRTH DATE: 07/15/1995

BIRTHPLACE: LANTANA, TEXAS

HIGHLIGHTS:

- On Feb. 8, 2018 he became the fourth New York Knick in franchise history to post a double-double (11 pts/10 reb) in a career debut
- Across 19 career NBA starts, he has averaged 11.4 ppg, 4.2 rpg, 1.6 apg and 1.4 bpg in 26.1 mpg

2018-19 (NEW YORK): Appeared in 46 games (18 starts) and averaged 7.0 ppg, 2.9 rpg and 1.2 apg in 17.0 mpg ... shot .378 from the field, .363 from three and .826 from the free-throw line ... posted his second career double-double (12 pts/13 reb) at CHI (4/9) ... reached double figures in points in a career-best 12 contests, including three with 20+ ... brought down multiple rebounds in 31 of 46 appearances, 11 of which he had 5+ ... blocked a career-high 6 shots at CHI (4/9) – one of five players in Knicks team history to have 6+ blocks in a single game at age 23-or-under ... was a career-best +25 vs. PHI (1/13); best +/- from a New York player during the 2018-19 season ... shot .800 from the charity stripe when attempting multiple free throws in a single game ... inactive in 19 games ... **DNP-CD** in 17 games. **6 LEAGUE (WESTCHESTER):** Appeared in 11 games (all starts) and averaged 18.8 ppg, 8.8 rpg, 3.6 apg and 2.27 bpg in 32.5 mpg ... shot .514 from the field, .485 from three and .730 from the free-throw line ... posted three double-doubles, including a 17-point, 17-rebound performance at CTN (11/14) ... reached double figures in points in nine games ... grabbed 10+ boards in five contests ... put up a star line of 22 points, 12 rebounds and 6 assists at LAK (11/18) ... swatted a season-high 7 shots on two occasions, vs. RAP (11/8) and at CTN (11/14) ... Westchester had a winning percentage of .818 (9-2) in his 11 appearances.

CAREER: In 66 games (19 starts) over two NBA seasons, has posted averages of 6.9 ppg, 3.0 rpg and 1.2 apg in 16.8 mpg ... shot .382 from the field, .360 from three and .807 from the free-throw line.

2017-18 (NEW YORK): Appeared in 20 games (one start) and averaged 6.7 ppg, 3.2 rpg and 1.3 apg in 16.3 mpg ... shot .392 from the field, .354 from three and .727 from the free-throw line ... became the fourth New York Knick in franchise history to post a double-double (11 pts/10 reb) in a career debut on 2/8 at TOR ... produced five double-figure scoring games ... scored a season-high 23 points at CLE (4/11) ... blocked a season-high 4 shots at TOR (2/8) ... New York had a winning percentage of .625 when he posted a positive +/- ... knocked down multiple three-point field goals in six of the Knicks final 10 games during the 17-18 campaign ... inactive in 59 games ... **DNP-CD** in three games. **6 LEAGUE (WESTCHESTER):** Appeared in 36 games (35 starts) and averaged 16.1 ppg, 6.2 rpg, 2.5 apg and 1.60 bpg in 32.4 mpg ... shot .489 from the field, .438 from three and .812 from the free-throw line ... earned 2017-18 All-NBA 6 League Third Team honors ... posted three double-doubles ... scored a 6 League career-high 31 points vs. WIS (12/23) ... made multiple shots from beyond the arc in 29 contests ... shot .500-or-better from three-point range on 19 occasions ... recorded at least 1 block in 26 contests ... was a +10-or-better in 10 games – Westchester went 10-0 across those games.

CAREER TRANSACTIONS: Signed a two-way contract with the New York Knicks (7/3/17) ... signed as a free agent with the New York Knicks (7/6/18) ... signed as a free agent with the Chicago Bulls (7/17/19).

COLLEGE CAREER: Appeared in 128 games (76 starts) and averaged 8.9 ppg, 4.8 rpg, 1.1 apg and 1.64 bpg in 24.1 mpg ... shot .417 from the field, .320 from three and .779 from the free-throw line ... received SEC All-Defense honors in 2015-16 and 2016-17 ... named All-SEC First Team in 2016-17 ... SEC Scholar Athlete of the Year in 2016-17 ... left Vanderbilt as school's all-time leader in blocks (210), and as the NCAA's all-time career leader in 3FGM by a seven-footer (150). **2016-17:** Appeared in 35 games (35 starts) and averaged 13.2 ppg, 6.2 rpg, 1.2 apg and 2.03 bpg in 31.5 mpg ... shot .406 from the field, .327 from three and .857 from the free-throw line ... became Vanderbilt's 45th 1,000-point scorer ... scored in double figures in 26 games in 2016-17 ... tied a career high with 24 points in a win over Florida on senior day ... tallied 20 points vs. Belmont, 21 vs. Iowa State and 21 at Kentucky ... blocked a season-high 7 shots in win at Tennessee ... posted five double-doubles this season and ended his career with 10 double-doubles. **2015-16:** Appeared in 28 games (25 starts) and averaged 8.9 ppg, 7.3 rpg, 1.5 apg and 3.00 bpg in 27.4 mpg ... scored

in double figures in 11 games and had 4-or-more blocks in 12 contests ... scored a season-high 20 points at Ole Miss ... made season-high 4 threes in win over Texas A&M ... 4th in the nation in blocked shots ... 5th in program history in bpg (1.49) and is 4th in total blocks (139) ... in a single season, his 84 blocks ranks 2nd in program history and his 3.00 average is the best in a single season ... notched the program's second triple-double with 11 points, 11 rebounds, and 10 blocks vs. Auburn - the program's first triple-double with blocks. **2014-15:** Appeared in 35 games (14 starts) and averaged 8.7 ppg, 3.4 rpg, 1.1 apg and 1.09 bpg in 21.6 mpg ... scored in double figures in 18 games and made three-or-more 3-pointers in six contests ... shot .400 from three and made 50 3-pointers ... posted first career double-double vs. Trevecca (10 pts, career-high 10 reb); also had career-best 4 blocks. **2013-14:** Appeared in 30 games (two starts) and averaged 4.0 ppg and 2.3 rpg ... shot .344 from the field ... scored in double figures in three games.

PERSONAL: Son of Frank and Tracy Kornet ... both parents attended Vanderbilt ... has one brother, John and one sister, Nicole ... grew seven inches in his junior and senior seasons in high school and then two more when he arrived at Vanderbilt.

CAREER REGULAR SEASON STATISTICS:

YEAR	TEAM	G	MIN	FG	FBA	PCT	3FG	3FBA	PCT	FT	FTA	PCT	OFF	DEF	TOT	A	PF	DQ	STL	TO	BLK	PTS	RPG	APG	PPG
17-18	NYK	20	326	49	125	.392	28	79	.354	8	11	.727	11	53	64	26	28	0	6	12	16	134	3.2	1.3	6.7
18-19	NYK	46	784	107	283	.378	70	193	.363	38	46	.826	28	107	135	54	25	0	27	25	42	322	2.9	1.2	7.0
TOTALS		66	1111	456	408	.382	98	272	.360	46	57	.807	39	160	199	80	69	0	33	37	58	456	3.0	1.2	6.9

SEASON/CAREER/PLAYOFFS HIGHS:

	2018-19	CAREER	PLAYOFFS
PTS	24 vs. Chicago (4/1/19)	24 vs. Chicago (4/1/19)	N/A
MIN	39 at Chicago (4/9/19)	39 at Chicago (4/9/19)	N/A
FG	8 two times	9 at Cleveland (4/11/18)	N/A
FGA	17 at Milwaukee (12/27/18)	17 at Milwaukee (12/27/18)	N/A
3FG	7 at Milwaukee (12/27/18)	7 at Milwaukee (12/27/18)	N/A
3FBA	13 vs. Miami (3/30/19)	13 vs. Miami (3/30/19)	N/A
FT	6 vs. Philadelphia (1/13/19)	6 vs. Philadelphia (1/13/19)	N/A
FTA	8 vs. Philadelphia (1/13/19)	8 vs. Philadelphia (1/13/19)	N/A
Off. Reb	4 two times	4 three times	N/A
Def. Reb	9 at Chicago (4/9/19)	9 three times	N/A
REB	13 at Chicago (4/9/19)	13 at Chicago (4/9/19)	N/A
AST	5 three times	5 three times	N/A
STL	5 at Washington (1/17/19)	5 at Washington (1/17/19)	N/A
BLK	6 at Chicago (4/9/19)	6 at Chicago (4/9/19)	N/A



3 SHAQUILLE HARRISON

POSITION: GUARD

HT., WT.: 6-4, 190 **YEARS PRO:** 2

COLLEGE: TULSA

BIRTH DATE: 10/06/1993

BIRTHPLACE: KANSAS CITY, MO.

HIGHLIGHTS:

- During the 2018-19 season, recorded at least 1 steal in a career-high 13 consecutive games from 3/12-4/9
- Reached double figures in points in a career-best 19 contests, including nine of his final 15 games of 2018-19 campaign

2018-19 (CHICAGO): Appeared in 73 games (11 starts) and averaged 6.5 ppg, 3.0 rpg, 1.9 apg and 1.22 spg in 19.6 mpg ... shot .432 from the field ... tied a career high with 10 rebounds at NYK (4/1) ... recorded his second career double-double after putting up a career-high 21 points and a career-high 10 rebounds with 2 steals in his fifth-consecutive start vs. POR (3/27) ... scored 15 points with 5 rebounds, 5 assists and 3 steals at TOR (3/26) ... scored 18 points with 6 rebounds and 4 steals while playing a career-high 39 minutes vs. WAS (3/20) ... started his first game of the season and notched 4 steals at PHX (3/18) ... tied a season high with 7 assists to go along with 11 points at SAC (3/17) ... set a season-high in assists (7) while putting up 11 points at DET (3/10) ... sank a career-high 6 FT en route to 10 points off the bench at MEM (2/27) ... blocked a career-high 3 shots vs. ORL (12/21) ... recorded at least 1 steal in 10-consecutive games from 11/17-12/7 ... set a career high with 5 steals on 11/17 vs. TOR; also tied a career high with 8 FTA and had 6 assists ... led the team with 16 points on 7-10 shooting from the field while also nabbing 4 steals at BOS (11/14) ... made his Bulls debut on 10/26 at CHA, going 3-8 from the field for 10 points and knocking down 2 3-pointers to go along with 4 rebounds and 3 assists ... DNP-CD in seven games ... acquired by the Bulls on 10/21.

CAREER: In 96 games (13 starts) over two NBA seasons, has posted averages of 6.5 ppg, 2.9 rpg, 2.0 apg and 1.20 spg in 18.9 mpg ... shot .442 from the field and .683 from the free-throw line.

2017-18 (PHOENIX): Appeared in 23 games (two starts) with the Suns and averaged 6.6 ppg, 2.7 rpg, 2.4 apg and 1.13 spg in 16.7 mpg ... ranked 1st in the NBA by moving at an average speed of 5.02 miles per hour in his 384 minutes played ... ranked 2nd in the NBA (min. 100 total minutes) behind Nerlens Noel with 4.6 deflections per 36 minutes ... over the season's final seven games, averaged 10.4 ppg, 4.3 apg and 1.71 spg ... recorded three games with 4+ steals, including two in his first four career games; joined Mario Chalmers, Adrian Griffin and Fat Lever as the only players since 1982 with multiple games of 4+ steals through four career games ... posted six games with 10+ points, one game with 10+ assists and one double-double ... scored a career-high 18 points (8-11 FG) and dished out a career-high 10 assists for his first career double-double in the season finale at Dallas (4/10) ... had 4 steals in his NBA debut vs. L.A. Clippers (2/23), most by a Sun making his league debut since Alvan Adams had five in 1975. **G LEAGUE (NORTHERN ARIZONA):** In 36 games with the Northern Arizona Suns, averaged 11.0 ppg, 4.7 rpg, 3.5 apg and 1.92 spg (10th in G League) ... led NAZ with a +16.4 plus/minus, 10th-best in the league and best by a player on a sub-.500 team ... in five games after taking over starting point guard role on 2/2, averaged 14.0 ppg on .483 FG%, 9.2 apg, 7.0 rpg and 2.40 spg, guiding NAZ to 4-1 record ... on 2/9 at South Bay, scored 25 points and dished out career-high 12 assists ... came up an assist short of his first career triple-double vs. Maine (2/2) with 12 points, 11 rebounds and 9 assists - then came up a rebound shy

in last game with NAZ with 10 points, 10 assists and 9 rebounds at Agua Caliente (2/11) ... scored career-high 29 points vs. Oklahoma City (12/22) ... had 17 games with 10+ points, five with 20+ points, two with 10+ rebounds, two with 10+ assists and four double-doubles.

CAREER TRANSACTIONS: Signed a contract with the Phoenix Suns (9/13/16) ... waived by the Phoenix Suns (10/10/16) ... signed a 10-day contract with the Phoenix Suns (2/21/18) ... signed a second 10-day contract with the Phoenix Suns ... signed a multi-year contract with the Phoenix Suns (3/13/18) ... waived by the Phoenix Suns (10/15/18) ... signed a contract with the Chicago Bulls (10/21/18) ... waived by the Chicago Bulls (7/6/19) ... signed as a free agent with the Chicago Bulls (7/18/19).

COLLEGE CAREER: Appeared in 133 games (all starts) in four years at Tulsa and posted averages of 11.1 ppg, 4.5 rpg, 3.5 apg and 1.84 spg ... shot .444 from the field and .645 from the free-throw line ... ranks 2nd all-time at Tulsa with 461 career assists ... ranks 3rd all-time at Tulsa with 244 career steals ... only Tulsa player to start every game his team played during his four-year career ... ranks 2nd at Tulsa with 133 starts ... tied for 7th at Tulsa appearing in 133 games ... only Tulsa player to have ever compiled at least 1,300 points, 400 assists and 200 steals ... only Tulsa player with 50+ steals in all four seasons ... two-time All-American Athletic Conference performer and two-time NABC All-District performer. **2015-16:** Appeared in 32 games (32 starts) and averaged 15.1 ppg, 5.5 rpg, 4.1 apg and 1.88 spg in 32.3 mpg ... shot .474 from the field and .681 from the free-throw line ... American Athletic Conference Men's Basketball Scholar Athlete of the Year ... All-American Athletic Conference Second Team ... NABC District

25 First Team ... scored 20 points in each of the first five games of the season - third-most points (117) through first five games in program history ... American Athletic Conference Player of the Week (11/23) ... scored 23 points with 7 rebounds and 5 assists on 10-13 FGM in NCAA Tournament vs. Michigan (3/16). **2014-15:** Appeared in 34 games (34 starts) and averaged 13.1 ppg, 5.1 rpg, 3.7 apg and 1.97 spg in 31.4 mpg ... shot .449 from the field and .632 from the free-throw line ... All-American Athletic Conference Second Team ... American Athletic Conference Player of the Week on Jan. 12 ... first player to score 20 points in five straight games since 2011 ... tallied 15 points, 9 rebounds, 4 assists and 4 steals in NIT Second Round vs. Murray State (3/23). **2013-14:** Appeared in 34 games (34 starts) and averaged 9.6 ppg, 3.9 rpg, 3.2 apg and 1.79 spg in 30.2 mpg ... shot .446 from the field and .681 from the free-throw line ... in C-USA Tournament, scored 10 points vs. Middle Tennessee (3/14) and scored 10 points to go along with 8 rebounds vs. Louisiana Tech (3/15). **2012-13:** Appeared in 33 games (33 starts) and averaged 6.8 ppg, 3.8 rpg, 2.8 apg and 1.70 spg in 26.9 mpg ... shot .373 from the field and .639 from the free-throw line ... ranked 2nd in Tulsa history among freshman with 56 steals and 94 assists.

PERSONAL: Son of Michelle Francis and his late father, Jack Harrison Jr. ... has two brothers and one sister ... younger brother, Monte, is a top outfield prospect in the Miami Marlins farm system ... Monte was a second-round pick by the Milwaukee Brewers in 2014 and was traded by Milwaukee to Miami as part of the trade sending Christian Yelich to the Brewers.

CAREER REGULAR SEASON STATISTICS:

YEAR	TEAM	G	MIN	FG	FBA	PCT	3FG	3FBA	PCT	FT	FTA	PCT	OFF	DEF	TOT	A	PF	DQ	STL	TO	BLK	PTS	RPG	APG	PPG
17-18	PHX	23	384	59	124	.476	6	26	.231	28	38	.737	9	52	61	55	42	0	26	22	7	152	2.7	2.4	6.6
18-19	CHI	73	1430	184	426	.432	24	89	.270	82	123	.667	33	189	222	139	124	0	89	60	30	474	3.0	1.9	6.5
TOTALS		96	1814	243	550	.442	30	115	.261	110	161	.683	42	241	283	194	166	0	115	82	37	626	2.9	2.0	6.5

SEASON/CAREER/PLAYOFFS HIGHS:

	2018-19	CAREER	PLAYOFFS
PTS	21 vs. Portland (3/27/19)	21 vs. Portland (3/27/19)	N/A
MIN	39 vs. Washington (3/20/19)	39 vs. Washington (3/20/19)	N/A
FG	10 vs. Portland (3/27/19)	10 vs. Portland (3/27/19)	N/A
FBA	17 vs. Portland (3/27/19)	17 vs. Portland (3/27/19)	N/A
3FG	3 vs. Boston (12/8/18)	3 vs. Boston (12/8/18)	N/A
3FBA	5 vs. Boston (12/8/18)	5 vs. Boston (12/8/18)	N/A
FT	6 at Memphis (2/27/19)	6 at Memphis (2/27/19)	N/A
FTA	8 three times	8 three times	N/A
Off. Reb	4 vs. Portland (3/27/19)	4 vs. Portland (3/27/19)	N/A
Def. Reb	9 two times	9 two times	N/A
REB	10 two times	10 two times	N/A
AST	7 two times	10 at Dallas (4/10/18)	N/A
STL	5 vs. Toronto (11/17/18)	5 vs. Toronto (11/17/18)	N/A
BLK	3 vs. Orlando (12/21/18)	3 vs. Orlando (12/21/18)	N/A



6 CRISTIANO FELÍCIO

POSITION: FORWARD/CENTER

HT., WT.: 6-10, 275 **YEARS PRO:** 4

COUNTRY: FLAMENGO/BRAZIL

BIRTH DATE: 07/07/1992

BIRTHPLACE: POUSO ALEGRE, BRAZIL

HIGHLIGHTS:

- Recorded first career double-doubles (three) in 2016-17, all off the bench
- Member of the Brazil National Team for the 2016 Rio Summer Olympics and 2019 FIBA World Cup

2018-19 (CHICAGO): Appeared in 60 games (no starts) and averaged 4.0 ppg and 3.6 rpg in 12.4 mpg ... shot .531 from the field and .685 from the free-throw line ... tied his season high with 15 points with a career-high 7-8 from the free-throw line vs. POR (3/27) ... put up a season-high 15 points with 6 rebounds vs. WAS (3/20) ... scored 10 points and notched 8 rebounds while going 4-5 from the free-throw line at PHX (3/18) ... pulled down 10 rebounds at SAC (3/17) ... made his season debut on 10/24 vs. CHA, notching 9 points on 3-4 shooting, while also grabbing 5 rebounds ... scored in double digits five times ... inactive in the first game with a left ankle sprain ... DNP-CO for 21 games.

CAREER: Played 212 games (20 starts) with averages of 4.6 ppg and 4.1 rpg in 14.5 mpg ... has shot .568 from the field and .670 from the free-throw line ... in six postseason games has averaged 3.2 ppg and 4.3 rpg in 13.7 mpg and shot .600 from the field.

2017-18 (CHICAGO): Appeared in 55 games (16 starts) and averaged 5.6 ppg, 4.2 rpg, 1.0 apg in 17.8 mpg ... shot .591 from the field and .667 from the free-throw line ... matched a season high with 4 FTM vs. DET (4/11) ... collected third double-double of season with 14 points and 11 rebounds vs. BKN (4/7) ... also set career highs in FGA (11) and minutes (35) against the Nets (4/7) ... set a career high with 4 steals and a season high with 4 FTM at BOS (4/6) ... pulled down a career-high 16 rebounds, including a career-high 10 defensive rebounds, to go along with 8 points at ORL (3/30) ... scored double-digit points in a career long five games in a row

(3/17-24) ... posted second double-double of the season with 11 points and a season-high 11 rebounds vs. MIL (3/23); also tied career-high 6 offensive rebounds ... set career highs in points (17) and FGM (8) at NYK (3/19) ... tallied first double-double of season (10 pts/10 reb) vs. CLE (3/17) ... dished career-high 5 assists vs. LAC (3/13) ... blocked season-high 2 shots at MIN (2/24) ... missed one game due to injury (lower back pain).

2016-17 (CHICAGO): Played in 66 games (no starts) and averaged 4.8 ppg and 4.7 rpg in 15.8 mpg ... shot .577 from the field and .645 from the free-throw line ... true shooting percentage of .603 was the highest on the team among players who posted at least 15.0 mpg ... played season-high 27 minutes vs. TOR (2/14) ... hit a career-high 5 FT on 2/1 at OKC ... posted a career-high 3 blocks vs. MIA (1/27) and tied it on 3/10 vs. HOU ... recorded his third career double-double (all this season) on 1/24 at ORL (20 pts/10 reb) ... scored a season-high 13 points on 1/12 at NYK (season-high 6 FGM) ... logged second double-double on 1/9 vs. OKC (11 pts/11 reb) ... scored 12 points and grabbed 12 rebounds at IND (12/30) ... his first career double-double ... missed four games due to injury – three to a lower back contusion and one to a right lower leg strain ... on the inactive list four times and designated DNP-CO 11 times ... played in one game for the Windy City Bulls of the NBA G League and scored 20 points with 12 rebounds in 38 minutes. **2017 PLAYOFFS:** Played in all six games (no starts) and averaged 3.2 ppg and 4.3 rpg in 13.7 mpg ... shot .600 from the field ... grabbed 11 rebounds and posted 2 blocks vs. BOS (4/21).

2015-16 (CHICAGO): Appeared in 31 games (4 starts) and averaged 3.4 ppg and 3.3 rpg in 10.4 mpg ... shot .556 from the field and .714 from the free-throw line ... played a season-high 29 minutes on 4/13 vs. PHI and recorded season-high 4 assists while tying season-high 2 blocks ... tied season-high of 16 points on 6-of-8 from the field in 27 minutes at NOP (4/11) ... tallied 16 points on season-high 7-of-7 shooting vs. CLE (4/9) ... had 8 points, 5 rebounds and 1 block in just 6:39 of action on 3/29 at IND ... made first career start on 3/19 vs. UTA ... on 3/17 vs. BKN, posted season-high 10 rebounds ... grabbed 5 rebounds in 5 minutes on 3/2 at ORL ... averaged 14.3 points and 5.4 rebounds in 23.3 minutes through four games with the G League team ... saw first NBA action on 11/9 at PHI and recorded 1 assist in 1 minute ... scored first NBA points (2) on 11/27 at IND.

CAREER TRANSACTIONS: Signed as a free agent by Chicago (7/12/15) ... assigned to Canton Charge of the G League (12/31/15) ... recalled from the Charge (1/14/16) ... assigned to Canton (1/15/16) ... recalled from Canton (1/16/16) ... assigned to the G League's Windy City Bulls (11/26/16) ... recalled from Windy City (11/27/16) ... re-signed by Chicago to a multi-year contract (7/6/17) ... assigned to the Windy City Bulls (12/16/17) ... recalled from Windy City (12/17/17) ... assigned to Windy City (12/28/17) ... recalled from Windy City (12/29/17) ... assigned and recalled to Windy City (1/2/18)

... assigned and recalled to Windy City (1/3/18) ... assigned and recalled to Windy City (1/5/18) ... assigned to Windy City (1/19/18) ... recalled from Windy City (1/21/18) ... assigned and recalled to Windy City (2/12/18) ... assigned and recalled from Windy City (2/13/18).

INTERNATIONAL CAREER: 2014-15: With C.R. Flamengo of the NBB (Novo Basquete Brasil), played in 48 games (nine starts) and averaged 5.6 ppg and 4.9 rpg in 15.4 mpg ... shot .652 from the field and .695 from the free-throw line. **2013-14:** Appeared in 47 games (seven starts) for Flamengo and posted averages of 5.4 ppg and 3.9 rpg in 13.0 mpg ... shot .551 from the floor and .634 from the free-throw line ... posted 7.1 ppg and 5.6 rpg in 14.1 mpg in seven games during the FIBA Americas' club league ... tallied five games with 10+ points. **2011-12:** In 26 games (12 starts), averaged 8.8 ppg, 4.6 rpg and 1.04 bpg and shot .647 from the field and .736 from the line for Minas Tenis Clube of the NBB.

PERSONAL: Full name is Cristiano Silva Felício (cree-STEE-YAHN-oh Fell-EE-see-oh) ... attended CCSE Preparatory Academy in Sacramento, Calif., from 2012-13 ... competed in the 2019 FIBA World Cup, 2016 Summer Olympics in Rio, 2011 FIBA U19 World Championship and the 2011 Nike Global Challenge.

CAREER REGULAR SEASON STATISTICS:

YEAR	TEAM	G	MIN	FG	FBA	PCT	3FG	3FBA	PCT	FT	FTA	PCT	OFF	DEF	TOT	A	PF	DQ	STL	TO	BLK	PTS	RPG	APG	PPG
15-16	CHI	31	321	40	72	.556	0	4	.000	25	35	.714	30	72	102	26	31	0	6	13	13	105	3.3	0.8	3.4
16-17	CHI	66	1040	128	221	.579	0	0	—	60	93	.645	124	187	311	40	110	1	25	33	17	316	4.7	0.6	4.8
17-18	CHI	55	977	127	215	.591	0	2	.000	54	81	.667	83	150	233	55	104	0	16	54	11	308	5.5	1.0	5.6
18-19	CHI	60	746	95	179	.531	0	4	.000	50	73	.685	79	139	218	37	69	1	11	33	7	240	3.6	0.6	4.0
TOTALS		212	3084	390	687	.568	0	10	.000	189	282	.670	316	548	864	158	314	2	58	133	48	969	4.1	0.7	4.6

CAREER POSTSEASON STATISTICS:

YEAR	TEAM	G	MIN	FG	FBA	PCT	3FG	3FBA	PCT	FT	FTA	PCT	OFF	DEF	TOT	A	PF	DQ	STL	TO	BLK	PTS	RPG	APG	PPG
16-17	CHI	6	82	9	15	.600	0	0	—	1	2	.500	7	19	26	2	16	0	3	7	2	19	4.3	0.3	3.2

SEASON/CAREER/PLAYOFFS HIGHS:

	2018-19	CAREER	PLAYOFFS
PTS	15 two times	17 at New York (3/19/18)	6 at Boston (4/26/17)
MIN	30 at Charlotte (10/26/18)	35 vs. Brooklyn (4/7/18)	23 vs. Boston (4/21/17)
FG	7 vs. Washington (03/20/19)	8 at New York (3/19/18)	3 at Boston (4/26/17)
FBA	11 vs. Washington (03/20/19)	11 two times	4 twice
3FG	N/A	N/A	N/A
3FBA	2 vs. Portland (3/27/19)	2 vs. Portland (3/27/19)	N/A
FT	7 vs. Portland (3/27/19)	7 vs. Portland (3/27/19)	1 vs. Boston (4/23/17)
FTA	8 vs. Portland (3/27/19)	8 two times	2 vs. Boston (4/23/17)
Off. Reb	4 four times	6 three times	5 vs. Boston (4/21/17)
Def. Reb	8 at Atlanta (10/27/18)	10 at Orlando (3/30/18)	6 vs. Boston (4/21/17)
REB	10 at Sacramento (3/17/19)	16 at Orlando (3/30/18)	11 vs. Boston (4/21/17)
AST	3 vs. Philadelphia (4/6/19)	5 vs. L.A. Clippers (3/13/18)	2 at Boston (4/26/17)
STL	11 times	4 at Boston (4/6/18)	2 at Boston (4/16/17)
BLK	1 seven times	3 vs. Miami (1/27/17)	2 vs. Boston (4/21/17)

8 ZACH LAVINE

POSITION: GUARD

HT., WT.: 6-5, 200 **YEARS PRO:** 5

COLLEGE: UCLA

BIRTH DATE: 03/10/1995

BIRTHPLACE: RENTON, WASH.

HIGHLIGHTS:

- Named to the 2015 All-Rookie Second Team
- Two-time participant in the BBVA Compass Rising Stars Challenge at All-Star Weekend (2015, 2016), and was named MVP of the game in 2016
- Two-time Slam Dunk Champion (2015, 2016)
- Played in all 82 games during the 2015-16 season
- Ranked 16th in scoring during the 2018-19 season at 23.7 ppg

2018-19 (CHICAGO): Played in 63 games (62 starts) and averaged a career-best 23.7 ppg, 4.7 rpg, 4.5 apg in 34.5 mpg ... shot .467 from the field, .374 from three and .832 from the free-throw line ... dropped 39 points and made the game-winning layup with 1.6 seconds remaining vs. PHI (3/6), while also recording his 1,000th career assist ... notched a career-high 47 points on 17-35 shooting in the 40T game at ATL (3/1) and also hit a season-high 6 3-pointers ... dropped 42 points on 17-29 shooting and 5-11 from deep vs. BOS (2/23) ... pulled down a career-high 12 rebounds vs. CLE (1/27) ... led all scorers with 28 points off the bench vs. MIN (12/26) after missing five games with a left ankle sprain ... scored 41 points and sank the game-winning FT in 2OT at NYK (11/5); also notched his 12th-straight 20+ point effort ... scored at least 20 points in career-long streak of 15 games from 3/15/18-11/12/18 ... continued his strong start to the season vs. CHA (10/24) by scoring 32 points and hitting 2 free throws at the end of regulation to seal the win ... became the second Bull to score 30+ points in his first four games to start a season, joining Michael Jordan in 1986 ... dropped 34 points on 11-15 shooting from the field and 5-7 from three to go along with 3 rebounds, 2 assists, 2 steals

and a block at DAL (10/22) ... had a streak of four games with 30+ points for the first time in his career ... paced Chicago with 30 points in the season opener at PHI (10/18) and tied a career-best 3 blocked shots ... had 11 games with 30+ points after only posting four such games in any season prior (2016-17) ... posted a career-high 45 games with 20+ points (previously the most was 22 in 2016-17) ... inactive for one game with an illness, five games with a left ankle injury and two games with a right patellar tendon strain (one game was DND due to patellar tendon strain) ... DND in three games and inactive seven games with a right thigh contusion and right patellar tendonitis.

CAREER: In 293 games (206 starts) over five NBA seasons, has posted averages of 16.1 ppg, 3.4 rpg, 3.5 apg and 0.85 spg in 29.9 mpg ... has shot .446 from the field, .373 from three and .824 from the free-throw line ... one of 25 players chosen for the 2016 USA Men's Select Team that trained from 7/18-21 with the USA Basketball Men's National team during its training camp in Las Vegas.



2017-18 (CHICAGO): Played in 24 games (24 starts) and averaged 16.7 ppg, 3.9 rpg, 3.0 apg and 1.00 spg in 27.3 mpg ... shot .383 from the field, .341 from three and .813 from the free-throw line ... led Bulls in scoring in eight games and had 11 20-point outings ... totaled 20 points, including a season-high-tying 10 FTM at MEM (3/15) ... scored in double digits in 10 games in a row (1/31-3/2) ... played season-high 35 minutes at CHA (2/27) ... tallied 23 points, including a season-high 5 3-pointers vs. PHI (2/22) ... recorded fourth-straight game with 20+ points after scoring a season-high 35 points vs. MIN (2/9) – also recorded season highs in minutes (33), FGM (12) and FGA (26), and career highs in FTM (10) and FTA (11) ... scored 23 points at POR (1/31) and followed that up with 21 points at LAC (2/1) ... recorded 21 points and 8 FGM at PHI (1/24) ... grabbed season-high-tying 9 rebounds at ATL (1/20) ... became seventh player in NBA history to record 18 pts/5 reb/5 ast in 20 minutes- or-less vs. MIA (1/15) ... made season debut vs. DET (1/13) and tallied 14 points on 5-of-9 shooting (3-of-4 from three) with 2 assists ... missed the first 42 games while rehabbing left ACL (10/19-1/10) ... missed two games to rest (2/10, 2/26) and last 14 games of season due to left patellar tendinitis (3/17-4/11) ... spent 58 games on Inactive List.

2016-17 (MINNESOTA): Played in 47 games (47 starts) and averaged 18.9 ppg, 3.4 rpg and 3.0 apg in 37.2 mpg ... shot .459 from the field, .387 from three and .836 from the free-throw line ... season was cut short by a torn anterior cruciate ligament in his left knee suffered 2/3 at DET; underwent surgery on 2/14 ... overtook Isaiah Rider (295) for 4th place on the Timberwolves' career 3-pointer list 1/26 vs. IND, and drilled his 300th trey on 1/30 vs. ORL ... scored 24 points with a career-high 9 rebounds vs. UTA (1/7) ... scored career-high 40 points on 12/23 vs.

SAC, becoming the 15th player in Timberwolves history to score 40+; his 7 treys in that game were one shy of the club single-game record shared by Stephon Marbury and Kevin Love ... logged a season-high 45 minutes on 12/17 vs. HOU, one of 14 games playing 40+ minutes ... dished a season-high 8 assists on 11/28 vs. UTA, part of his first career 3x8 night (pts/reb/ast) ... tallied a then-career-high 37 points (7-for-9 from long range) at ORL (11/9) ... outside of the torn left ACL, missed one game (11/13) with a sore right knee and two games (11/11-13) due to a left hip contusion.

2015-16 (MINNESOTA): Played in all 82 games (33 starts) and averaged 14.0 ppg, 2.8 rpg and 3.1 apg in 28.0 mpg ... shot .452 from the field, .389 from three and .793 from the free-throw line ... 123 3FGM equaled the fifth-highest single-season total in Timberwolves history ... tallied 17.3 ppg in 34.3 mpg as a starter, compared with 11.8 ppg in 23.7 mpg off the bench ... shot .436 (88-of-202) from 3-point distance over the final 44 games ... Minnesota's leading scorer 12 times and netted 20+ points on 19 occasions among his 60 double-digit games ... played a season-high 45 minutes at CHA on 3/7 ... matched his career high with 4 steals on 4/5 at GSW ... had a career-best 3 blocks vs. NOP (2/8) ... led all scorers with 28 points on 3/16 at MEM; the 6 3-pointers tied his then-career best ... chosen as MVP of the 2016 BBVA Compass Rising Stars Challenge on 2/12 as part of All-Star Weekend in Toronto after scoring 30 points; he also repeated as the Verizon Slam Dunk champion on 2/13 ... scored season-high 35 points on 1/27 vs. OKC, his second career 30+ effort ... tied his then-career best with 9 rebounds vs. OKC (1/12) ... dished a season-high 8 assists on 11/10 vs. CHA.

2014-15 (MINNESOTA): Appeared in 77 games (40 starts) and averaged 10.1 ppg, 2.8 rpg and 3.6 apg in 24.7 mpg ... shot .422 from the field, .341 from 3-point range and .842 from the free-throw line (30th in the NBA) ... completed his rookie season on a high note, tallying 18.7 ppg, 4.9 rpg and 5.3 apg while starting 17 of the final 18 contests (38.5 mpg) ... led Minnesota in assists 18 times and was the top scorer on seven occasions ... had 10 20-point efforts among his 32 double-digit scoring nights ... led all scorers with 37 points on 4/11 at GSW, breaking the franchise rookie single-game record previously held by Christian Laettner (35 vs. BOS on 12/15/92); the 9 rebounds were also a season best, while the 6 3-pointers matched a club rookie mark ... tallied four point-assist double-doubles, including 19 points and 13 assists vs. OKC (4/15), and 21 points and 11 assists at SAC (4/7) ... tallied a game-high 22 points in the BBVA Rising Stars Challenge on 2/13 as part of All-Star Weekend in New York; he then won the Sprite Slam Dunk contest on 2/14 ... dished 14 assists on 12/27 at GSW, tying the third-highest total ever by a Timberwolves rookie, and swiped a season-high 4 steals on 1/1 vs. SAC ... finished 2nd among rookies in assists, 4th in scoring and 1st in FT accuracy ... missed two games (1/31-2/2) with a sprained left ankle and drew three DNP-CDs.

CAREER TRANSACTIONS: Selected in the first round (13th overall) by the Minnesota Timberwolves in the 2014 NBA Draft (6/26/14) ... traded by Minnesota, along with Kris Dunn and the No. 7 pick in the 2017 NBA Draft (Lauri Markkanen), to Chicago for Jimmy Butler and the No. 16 pick in the 2017 NBA Draft (Justin Patton) (6/22/17).

CAREER REGULAR SEASON STATISTICS:

YEAR	TEAM	G	MIN	FG	FBA	PCT	3FG	3FBA	PCT	FT	FTA	PCT	OFF	DEF	TOT	A	PF	DQ	STL	TO	BLK	PTS	RPG	APG	PPG
14-15	MIN	77	1902	286	677	.422	57	167	.341	149	177	.842	27	187	214	276	158	0	54	193	10	778	2.8	3.6	10.1
15-16	MIN	82	2294	433	959	.452	123	316	.389	161	203	.793	27	201	228	251	193	1	69	155	17	1150	2.8	3.1	14.0
16-17	MIN	47	1749	326	710	.459	120	310	.387	117	140	.836	19	141	160	139	104	0	41	85	10	889	3.4	3.0	18.9
17-18	CHI	24	656	136	355	.383	42	123	.341	87	107	.813	9	85	94	72	55	0	24	43	4	401	3.9	3.0	16.7
18-19	CHI	63	2171	530	1135	.467	120	321	.374	312	375	.832	40	254	294	283	140	1	60	215	26	1492	4.7	4.5	23.7
TOTALS		293	8771	1711	3836	.446	462	1237	.373	826	1002	.824	122	868	990	1021	650	2	248	691	67	4710	3.4	3.5	16.1

SEASON/CAREER/PLAYOFFS HIGHS:

	2018-19	CAREER	PLAYOFFS
PTS	47 at Atlanta (3/1/19)	47 at Atlanta (3/1/19)	N/A
MIN	56 at Atlanta (3/1/19)	56 at Atlanta (3/1/19)	N/A
FG	17 two times	17 two times	N/A
FBA	35 at Atlanta (3/1/19)	35 at Atlanta (3/1/19)	N/A
3FG	6 at Atlanta (3/1/19)	7 two times	N/A
3FBA	14 at Atlanta (3/1/19)	14 at Atlanta (3/1/19)	N/A
FT	12 vs. Houston (11/3/18)	12 vs. Houston (11/3/18)	N/A
FTA	14 at New York (11/5/18)	14 at New York (11/5/18)	N/A
Off. Reb	3 vs. Philadelphia (3/6/19)	3 two times	N/A
Def. Reb	11 two times	11 two times	N/A
REB	12 vs. Cleveland (1/27/19)	12 vs. Cleveland (1/27/19)	N/A
AST	9 five times	14 at Golden State (12/27/14)	N/A
STL	4 vs. Dallas (11/12/18)	4 six times	N/A
BLK	3 at Philadelphia (10/18/18)	3 two times	N/A

COLLEGE CAREER: Spent one season at UCLA. **2013-14:** Saw action in all 37 games as a freshman, helping UCLA put together a 28-9 record and reach the Sweet 16 of the NCAA Tournament ... averaged 9.4 ppg, 2.5 rpg and 1.8 apg in 24.4 mpg, and shot .441 from the floor and .375 (48-of-128) from 3-point range ... named to the Pac-12 All-Freshman Team ... made his lone start in a 2OT game vs. Oregon (2/27), totaling 18 points, a season-high 8 rebounds and 5 assists in 48 minutes ... tallied a season-high 21 points (7-9 FG) on 11/28 vs. Nevada, and followed up with 18 points (again hitting 7-for-9 from the floor) the next night vs. Northwestern to earn All-Tournament honors at the Continental Tire Las Vegas Invitational ... dealt a season-high 6 assists vs. Stanford (1/23).

PERSONAL: Born on 3/10/95 in Renton, Wash. ... son of Cheryl Johnson-LaVine and Paul LaVine ... has three sisters: Chandi Leishman, Linda Carter and Camryn LaVine ... three-year varsity basketball letter winner at Bothell H.S. (Bothell, Wash.) ... named the 2013 AP Washington state player of the year as a senior, after averaging 28.5 ppg, 3.4 rpg and 2.5 apg ... earned Class 4A All-State honors, in addition to being named the state's "Mr. Basketball" by the Washington Interscholastic Basketball Coaches Association in March 2013 ... learned American Sign Language (ASL) in high school ... built a very close relationship with the Metro Deaf School, a charter school that uses ASL and English for students who are primarily deaf, deafblind and hard-of-hearing ... visited the school throughout the 2015-16 season with the Timberwolves, including hosting a holiday party in and donating \$10,000 from his Dunk Contest winnings to the school to complete a new kitchen project.





12 DANIEL GAFFORD

POSITION: FORWARD

HT., WT.: 6-11, 230 **YEARS PRO:** R

COLLEGE: ARKANSAS

BIRTH DATE: 10/01/1998

BIRTHPLACE: EL DORADO, ARK.

HIGHLIGHTS:

- 2019 AP All-America Honorable Mention
- 2019 First Team All-SEC (consensus)
- 2019 Kareem Abdul-Jabbar Award finalist (Center of the Year in collegiate basketball)

CAREER TRANSACTIONS: Selected in the second round (38th overall) by the Chicago Bulls in the 2019 NBA Draft (6/20/19).

COLLEGE CAREER: Appeared in 67 games (58 starts) for Arkansas and averaged 14.3 ppg, 7.4 rpg and 2.11 bpg ... shot .635 from the field. **2018-19:** Appeared in 32 games (all starts) and averaged 16.9 ppg, 8.7 rpg and 2.03 bpg ... shot .660 from the field ... led the SEC in field goal percentage (.660) ... ranked 4th in the SEC in scoring (16.9), 2nd in rebounding (8.7) and 3rd in blocks (2.03) ... one of two players in the NCAA to shoot at least .600 from the field and average 15.0 ppg, 8.0 rpg and 2.03 bpg ... only player in the SEC to rank among the top 5 in scoring (4th, 16.9), rebounding (2nd, 8.7), blocks (3rd, 2.03), offensive rebounds (2nd, 2.84) and defensive rebounds (3rd, 5.81) ... scored in double-figures 28 times and pulled down double-digit rebounds 13 times ... had a double-double (20 pts/12 reb) in season opener vs. Texas, which tied a career high ... scored a career-high 32 points against LSU (1/12) ... recorded 19 second-half points on 9-10 shooting against Indiana (11/18) ... went 7-7 from the field

against national runner-up Texas Tech (1/26). **2017-18:** Appeared in 35 games (26 starts) and averaged 11.8 ppg, 6.2 rpg and 2.17 bpg ... shot .605 from the field ... named to SEC All-Freshman Team ... first freshman in program history to record 400 points, 200 rebounds and 60 blocks in a season ... named SEC Freshman of the Week three times ... posted three double-doubles, including (16 pts/12 reb) vs. Florida in the SEC Tournament, (21 pts/10 reb) vs. No. 14 Auburn and (14 pts/11 reb) at Florida ... scored in double figures in each of his first four collegiate games and had a total of 22 games in double figures in his freshman campaign.

PERSONAL: Born on Oct. 1, 1998, in El Dorado, Ark. ... son of Wayne Gafford and Teresa Frazier ... has four siblings ... ranked as the top player in the state of Arkansas and the No. 11 power forward in the nation by 247Sports.com ... rated as a four-star player by ESPN, 247Sports.com, Rivals.com, Scout.com and Future150.com ... a consensus top 50 player, rated as high as No. 33 in the 2017 class by Rivals.com ... two-time All-State selection ... led El Dorado High School to a 28-5 record and a trip to the 6A State Title Game as a senior.

CAREER REGULAR SEASON STATISTICS:

YEAR	TEAM	G	MIN	FG	FGA	PCT	3FG	3FGA	PCT	FT	FTA	PCT	OFF	DEF	TOT	A	PF	DQ	STL	TO	BLK	PTS	RPG	APG	PPG
17-18	Arkansas	35	780	164	271	.605	0	0	-	85	161	.528	77	140	217	24	114	3	19	37	76	413	6.2	0.7	11.8
18-19	Arkansas	32	919	214	324	.660	0	0	-	114	193	.591	91	186	277	23	88	3	30	76	65	542	8.7	0.7	16.9
TOTALS		67	1709	378	595	.635	0	0	-	199	354	.562	168	326	494	47	202	6	49	113	141	955	7.4	0.7	14.3



15 CHANDLER HUTCHISON

POSITION: FORWARD

HT., WT.: 6-7, 210 **YEARS PRO:** 1

COLLEGE: BOISE STATE

BIRTH DATE: 04/26/1996

BIRTHPLACE: MISSION VIEJO, CALIF.

HIGHLIGHTS:

- Paired with Wendell Carter Jr. to become the first Bulls' rookie duo to notch double-doubles in the same season since 2007-08
- Named Mountain West Player of the Year (2018)
- Named All-Mountain West First Team (2018)

2018-19 (CHICAGO): Played in 44 games (14 starts) and averaged 5.2 ppg, 4.2 rpg and 0.8 apg in 20.3 mpg ... shot .459 from the field, .280 from three and .605 from the free-throw line ... tied career high with 12 points while setting career highs in minutes (41), defensive rebounds (11), rebounds (12), FGA (15) and 3FGA (7) on 1/25 vs. LAC; picked up his first career double-double in the game ... set a career high with 3 assists vs. ATL (1/23) ... tied career highs in points (12) and offensive rebounds (2) at LAL (1/15) ... scored 11 points on 4-7 shooting while tying a career high with 2 3-pointers to go along with 7 rebounds at UTA (1/12) ... scored 11 points on 5-5 shooting at TOR (12/30) ... knocked down a career-high 2 3-pointers and recorded a steal at OKC (12/17) ... set a career high with 3 steals vs. TOR (11/17) ... had the first double-figure scoring effort of his career on 11/3 vs. HOU, putting up 12 points on 5-8 shooting ... made his first career start at CHA (10/26), pulling down 6 boards ... scored his first career points on a layup late in the third quarter at DAL (10/22) ... made his NBA debut in the Bulls' season opener at PHI (10/18) ... inactive for two games with back spasms, one game with an illness and 33 games with a right toe injury (seven games were DND due to toe injury).

CAREER TRANSACTIONS: Selected 22nd overall by the Chicago Bulls in the 2018 NBA Draft (6/21/18).

COLLEGE CAREER: Played in 123 games (89 starts) for Boise State and averaged 12.0 ppg, 5.5 rpg, 2.1 apg and 0.98 spg in 24.0 mpg ... shot

.476 from the field, .353 from three and .687 from the free-throw line.

2017-18: Played in 31 games (31 starts) and averaged 20.0 ppg, 7.7 rpg, 3.5 apg and 1.48 spg, making him the first player in Boise State history to lead a team in points, rebounds, assists and steals ... shot .475 from the field, .359 from three and .728 from the free-throw line ... Mountain West Player of the Year (media) in his senior season ... All-Mountain West First Team (media and coaches) ... Mountain West All-Defensive Team ... one of two players in NCAA Division I to end the season with those averages in points, rebounds, assists and steals ... also became the fifth player in Mountain West history to lead a team in points, rebounds, assists and steals since the 2011-12 season ... his 619 points his senior season is ranked 5th on the Bronco single-season list ... one of just four players in school history to average 20-or-more points in a season ... had 16 20-point games ... recorded the first known triple-double in program history with 23 points, 10 rebounds and 10 assists vs. Portland (12/3) ... set the single-game scoring school record with 44 points against San Diego State (1/13) ... ranks 1st in program history in double-doubles (23) and 20/10 games (14). **2016-17:** Played in 32 games (32 starts) and averaged 17.4 ppg, 7.8 rpg, 2.6 apg and 1.22 spg in 31.7 mpg ... shot .495 from the field, .377 from three and .665 from the free-throw line ... All-Mountain West First Team (coaches) and Second Team (media) ... had nine double-doubles and 12 games with 20+ points ... first Bronco to record 500 points, 200 rebounds and 75 assists in one season ... just



the second Bronco with 500 points and 250 rebounds in one season. **2015-16:** Played in 31 games (eight starts) and averaged 6.8 ppg, 4.1 rpg and 1.3 apg in 19.8 mpg ... shot .497 from the field, .231 from three and .636 from the free throw-line ... notched two double-doubles and scored in double figures seven times. **2014-15:** Played in 29 games (18 starts) and averaged 3.1 ppg and 2.0 rpg in 12.3 mpg ... shot .356 from the field, .286 from three and .649 from the free-throw line ... started final 18 games,

during which team went 15-3 ... second Bronco freshman all-time to start an NCAA Tournament game.

PERSONAL: Born on 4/26/96 in Mission Viejo, Calif. ... son of Charles and Tanya Hutchison ... believed to be first top 100 recruit in Boise State history, ranked No. 80 in ESPN 100 for class of 2014, rated as No. 7 prospect in California and No. 19 small forward in the country.

CAREER REGULAR SEASON STATISTICS:

YEAR	TEAM	G	MIN	FG	FGA	PCT	3FG	3FGA	PCT	FT	FTA	PCT	OFF	DEF	TOT	A	PF	DQ	STL	TO	BLK	PTS	RPG	APG	PPG
18-19	CHI	44	895	96	209	.459	14	50	.280	23	38	.605	31	154	185	34	59	0	23	25	6	229	4.2	0.8	5.2

SEASON/CAREER/PLAYOFFS HIGHS:

	2018-19	CAREER	PLAYOFFS
PTS	12 four times	12 four times	N/A
MIN	41 vs. L.A. Clippers (1/25/19)	41 vs. L.A. Clippers (1/25/19)	N/A
FG	6 at Denver (1/17/19)	6 at Denver (1/17/19)	N/A
FGA	15 vs. L.A. Clippers (1/25/19)	15 vs. L.A. Clippers (1/25/19)	N/A
3FG	2 two times	2 two times	N/A
3FGA	7 vs. L.A. Clippers (1/25/19)	7 vs. L.A. Clippers (1/25/19)	N/A
FT	3 four times	3 four times	N/A
FTA	4 three times	4 three times	N/A
Off. Reb.	2 six times	2 six times	N/A
Def. Reb.	11 vs. L.A. Clippers (1/25/19)	11 vs. L.A. Clippers (1/25/19)	N/A
REB	12 vs. L.A. Clippers (1/25/19)	12 vs. L.A. Clippers (1/25/19)	N/A
AST	3 vs. Atlanta (1/23/19)	3 vs. Atlanta (1/23/19)	N/A
STL	3 vs. Toronto (11/17/18)	3 vs. Toronto (11/17/18)	N/A
BLK	1 six times	1 six times	N/A

20 ADAM MOKOKA

POSITION: GUARD

HT., WT.: 6-5, 215 **YEARS PRO:** R


PRIOR TO NBA: KK MEGA BEMAX (SERBIA)

BIRTH DATE: 07/18/1998

BIRTHPLACE: PARIS, FRANCE

HIGHLIGHTS:

- Member of the French national teams that won the gold medal at the 2014 U16 FIBA Europe Championship and 2016 U18 FIBA Europe Championship
- Named 2018 LNB Pro A (top tier division in France) Best Young Player



PLAYERS

CAREER TRANSACTIONS: Signed a Two-Way contract with the Chicago Bulls (7/2/19).

INTERNATIONAL: Represented his home country of France at the 2014 U16 FIBA Europe Championship (Gold), 2016 U18 FIBA Europe Championship (Gold) and 2017 U19 FIBA World Cup (7th) ... over 22 games across three tournament participations for France he has posted averages of 6.3 ppg, 3.5 rpg and 1.27 spg ... shot .369 from the field. **2018-19:** Appeared in 32 games (all starts) for KK Mega Bemax (top tier division in Serbia) and averaged 11.1 ppg, 3.8 rpg, 3.8 apg and 1.28 spg in 28.4 mpg ...

shot .414 from the field, .323 from three and .644 from the free-throw line.

2017-18: Appeared in 34 games (21 starts) for BCM Gravelines (top tier division in France) and averaged 3.2 ppg and 1.7 rpg in 14.0 mpg. **2016-17:** Appeared 20 games (one start) for BCM Gravelines and averaged 2.2 ppg ... shot .441 from field, .312 from three and .800 from the free-throw line.

2015-16: Appeared in one game for BCM Gravelines.

PERSONAL: Born in Paris, France ... participated in the 2018 NBA Global Camp.

CAREER INTERNATIONAL STATISTICS:

YEAR	TEAM	G	MIN	FG	FBA	PCT	3FG	3FBA	PCT	FT	FTA	PCT	OFF	DEF	TOT	A	PF	DQ	STL	TO	BLK	PTS	RPG	APG	PPG
15-16	BCM Grav	1	1	0	0	.000	0	0	.000	0	0	.000	0	0	0	0	0	0	0	0	0	0.0	0.0	0.0	
16-17	BCM Grav	20	160	15	34	.441	5	16	.312	8	10	.800	1	8	9	4	11	4	9	0	43	0.6	0.5	2.2	
17-18	BCM Grav	34	476	39	113	.345	10	45	.222	21	38	.222	26	33	59	31	55	14	39	3	109	1.6	1.2	3.2	
18-19	KK Mga Bx	32	908	123	297	.414	42	130	.323	67	104	.644	42	79	121	119	107	41	90	8	355	3.3	2.8	11.1	
TOTALS		87	1545	177	444	.399	57	191	.248	96	152	.632	69	120	189	154	173	59	138	11	507	2.2	1.8	5.8	

21 THADDEUS YOUNG

POSITION: FORWARD

HT., WT.: 6-8, 235 **YEARS PRO:** 12

COLLEGE: GEORGIA TECH

BIRTH DATE: 06/21/1988

BIRTHPLACE: NEW ORLEANS, LA.

HIGHLIGHTS:

- Ranked 7th in the NBA in steals in 2017-18 (135) and 10th in steals per game in 2017-18 (1.67)
- One of six active NBA players to record at least 12,000 points, 5,000 rebounds, 1,200 assists and 1,200 steals in his career.
- Named Eastern Conference Player of the Week twice – most recently in 2018-19
- Selected to the 2008 NBA All-Rookie Second Team

2018-19 (PACERS): Played in 81 games (81 starts) and averaged 12.6 ppg, 6.4 rpg and a career-high 2.5 apg in 30.7 mpg ... shot .527 from the field (24th in the NBA), .349 from three and .644 from the free-throw line ... ranked 14th in the NBA with a team-high 1.52 spg ... joined Vern Fleming (3), Paul George (5) and Reggie Miller (5) as the only players in Pacers history to record at least 100 steals in three consecutive seasons ... posted 10 double-doubles on the season, his highest total in his three seasons with Indiana ... scored 20+ points 10 times during the regular season and Indiana posted a 9-1 record in those games ... recorded season-high 27 points on 11-for-17 shooting vs. PHI (1/17) ... scored 23 points and grabbed season-high 15 rebounds vs. TOR (1/23) ... grabbed his 5,000th career rebound at ORL (12/7) ... named Eastern Conference Player of the Week for the second time in his NBA career after leading the Pacers to a 4-0 week (12/10-16) averaging 18.8 ppg, a team-leading 9.8 rpg, 3.8 apg and 1.75 spg over that span. **2019 PLAYOFFS:** Played in four games (four starts) and averaged 10.5 ppg, 7.0 rpg, a postseason career-high 3.8 apg, and a postseason career-high 2.75 spg ... shot .429 from the field, .250 from three and .571 from the free-throw line.

CAREER: Across 901 games (671 starts), holds career averages of 13.4 ppg, 6.0 rpg, 1.7 apg and 1.46 spg in 30.7 mpg ... has shot .501 from the field, .329 from three and .673 from the free-throw line ... has recorded 90 double-doubles with a single-season high of 28 during the 2015-16 campaign with BKN ... in 51 playoff games (33 starts) holds averages of 10.2 ppg, 6.1 rpg, 1.6 apg and 1.18 spg in 29.2 mpg while shooting .467 from the floor, .268 from three and .619 from the free-throw line ... owns seven career playoff double-doubles.

2017-18 (PACERS): Made a career-high 81 starts and averaged 11.8 ppg, 6.3 rpg, 1.9 apg and 1.67 spg ... shot .487 percent from the field, .320 from three and .598 from the free-throw line ... made 58 threes, the second-highest total of his NBA career ... finished with 47 steals in his final 23 appearances in the regular season ... scored in double figures 56 times with seven games of 20+ points ... posted season-high 26 points (12-18) at CLE (11/7) ... recorded 11 points, 10 rebounds and a season-high 7 steals vs. OKC (12/13) ... posted 11 games with 10+ rebounds, 9 of them being double-doubles ... was placed on the inactive list for regular season finale due to rest (4/10). **2018 PLAYOFFS:**



Started all seven games and averaged 11.3 ppg, a team-high 7.7 rpg, 1.4 apg and 1.71 spg ... shot .600 from the field ... scored in double figures in each of the last five games with two double-doubles ... scored 12 points and pulled down a career-high 16 rebounds in Game 4 (4/22) ... finished with 14 points, 10 rebounds and 4 assists in Game 7 at CLE (4/23).

2016-17 (PACERS): Appeared in 74 games (all starts) and averaged 11.0 ppg, 6.1 rpg, 1.6 apg and 1.53 spg (17th in the NBA) ... shot .527 from the field (17th in the NBA), a career-best .381 from 3-point range and .523 from the free-throw line ... scored in double figures 45 times, including 5 games with 20+ points ... posted 7 double-doubles ... tied season high with 24 points and set a new career high with 6 3-pointers vs. POR (12/10) ... posted first 20/10 game with with 20 pts/11 reb in OT victory at OKC (11/20) ... recorded fifth double-double with 16 points and a season-high 14 rebounds, including 6 offensive at MEM (3/29) ... scored in double figures in eight straight games - tying his longest stretch of the season - to go with 3 double-doubles from 3/28-4/10 ... missed eight games (2/4-16) with a sprained left wrist. **2017 PLAYOFFS:** Started all four games and averaged a team high 12.0 ppg, 9.0 rpg, 2.5 apg and 2.00 spg against CLE

... shot .538 from the field during the series ... scored in double figures in each of the final three games of the series, and recorded double-doubles in the last two games ... finished with 11 points and a playoff career high of 14 rebounds, including 10 on the offensive glass in Game 3 (4/20) ... became only the second player in franchise history to record 10 offensive rebounds in a playoff game (Jermaine O'Neal) ... finished with 10 points and 10 rebounds in Game 4 (4/23).

2015-16 (BROOKLYN): Appeared in 73 games (all starts) and averaged 15.1 ppg, 9.0 rpg (16th in the NBA), 1.8 apg and 1.53 spg in 33.0 mpg ... shot .514 from the floor (16th in the NBA), .233 from three-point range and .644 from the free-throw line ... led the team in rebounding (660), steals (112) and double-doubles (28) and finished second on the team in scoring (1,102) ... posted four straight double-doubles (12/4-12/10), the longest streak in his career ... recorded a season-high 7 steals to go along with 18 points, 8 rebounds, 3 assists and 3 blocks at PHX (2/25), becoming just the second Net since 1983-84 to tally 7+ steals and 3+ blocks in the same game (Dudley Bradley, 12/21/87) and the first player in the league to do so in 10 years (Gerald Wallace, 1/13/06) ... scored in double figures

64 times, including 12 20-point games ... matched career-high with 16 rebounds vs. PHI (3/15) ... scored a season-high 29 points and matched his career-high with 14 FGM vs. DAL (12/23) ... was one of three players to average 15.0 ppg and 9.0 rpg while shooting .500-or-better from the field (Andre Drummond, Karl-Anthony Towns) ... became the third player in franchise history to register 600+ boards and 100+ steals in the same season (Jason Kidd in 2006-07; Bernard King in 1977-78 and 1978-79) ... was shut down for the final seven games of the season (rest) ... recorded two DNP-CD's.

2014-15 (MINNESOTA/BROOKLYN): Appeared in 76 games (68 starts) and averaged 14.1 ppg, 5.4 rpg, 2.3 apg and 1.63 spg in 32.0 mpg ... shot .466 from the field, .330 from three and .655 from the free-throw line ... led or tied for the Nets' lead in scoring two times, rebounds seven times, steals 12 times and minutes played four times ... finished 11th in the league in steals per turnover (124:117, 1.06:1) ... scored in double figures 20 times with BKN, including four games of 20+ points ... scored 24 points in a career-high 53 minutes against MIL (3/20) ... made at least one 3-pointer in a career best 11 straight games (2/23-3/14) ... missed two games due to injury (left knee strain). **2015 PLAYOFFS:** Appeared in six games (all starts) and averaged 10.5 ppg, 7.2 rpg and 2.7 apg in 31.7 mpg ... posted two double-doubles, including an 18-point/11-rebound performance in Game 3 (4/25) ... dished out a playoff career-high 6 assists in Game 2 at ATL (4/22).

2013-14 (PHILADELPHIA): Played in 79 games (78 starts) and averaged career-high 17.9 ppg, 6.0 rpg, and career-highs of 2.3 apg and 2.11 spg (3rd in the NBA) in 34.4 mpg ... shot .454 from the field, .308 from 3-point range and .712 from the free-throw line ... became the first player to average at least 17.0 ppg, 6.0 rpg and 2.00 spg in a season since Caron Butler in 2007-08 ... ranked 11th in steal-to-turnover ratio (1.01) ... had 11 double-doubles, including the first point-assist double-double of his career against IND (3/15) ... scored 20+ points 29 times, including 30+ points four times ... scored 30+ points in consecutive games at MIL (12/21) and PHX (12/28), becoming first Sixer to accomplish that feat since Allen Iverson (4 games from 11/24-12/2/06) ... hit a career-high 90 3-pointers.

2012-13 (PHILADELPHIA): Appeared in 76 games (all starts) and averaged 14.8 ppg, a career-high 7.5 rpg, 1.6 apg and 1.75 spg (10th in the NBA) in 34.6 mpg ... shot .531 from the floor (16th in the NBA), .125 from three and .574 from the free-throw line ... had 21 double-doubles ... scored in double-figures in 25 consecutive games (11/20-1/5) ... scored 20+ points 12 times and recorded 20+ points and 14+ rebounds in the same game four times ... had more steals (133) than turnovers (90) and ranked 5th in steal-to-turnover ratio (1.48).

2011-12 (PHILADELPHIA): Appeared in 63 games (1 start) and averaged 12.8 ppg, 5.2 rpg, 1.2 apg and 1.02 spg in 27.9 mpg ... shot .507 from the floor (16th in the NBA), .250 from 3-point range and .771 from the free-throw line ... scored 20+ points seven times and recorded one double-double ... led all NBA reserves in offensive rebounds. **2012 PLAYOFFS:** Appeared in all

13 games and averaged 7.7 ppg, 5.2 rpg and 1.2 apg in 21.3 mpg ... shot .429 from the floor and .710 from the free-throw line ... scored in double figures twice, including a playoff career-high 22 points as he shot 10-for-16 from the field in Game 3 against BOS (5/16).

2010-11 (PHILADELPHIA): Played all 82 games (1 start) and averaged 12.7 ppg, 5.3 rpg, 1.0 apg and 1.10 spg in 26.0 mpg while shooting .541 from the floor (9th in the NBA), .273 from 3-point range and .707 from the free-throw line ... scored 20+ points 15 times (Sixers' 12-3 record) ... recorded two double-doubles ... had the highest point/rebound/assist total of any reserve and the second-most offensive rebounds ... T-16th in the NBA in steals per turnover (0.91) ... finished third in voting for the Kia Sixth Man of the Year Award. **2011 PLAYOFFS:** Appeared in all five games of Philadelphia's First Round series against Miami, averaging 11.4 ppg and 5.8 rpg in 25.4 mpg while shooting .417 from the floor and .583 from the line ... scored 20 points and 11 rebounds, including 8 offensive boards, for his first playoff double-double in Game 1 (4/16).

2009-10 (PHILADELPHIA): In 67 games (45 starts), averaged 13.8 ppg, 5.2 rpg, 1.4 apg and 1.21 spg in 32.0 mpg while shooting .470 from the floor, .348 from 3-point range and .691 from the free-throw line ... missed the final 15 games of the season with a right thumb fracture after playing in each of the first 67 games ... had six double-doubles ... scored 20+ points 14 times, including a career-high 32 points at TOR (3/7).

2008-09 (PHILADELPHIA): : In 75 games (71 starts), averaged 15.3 ppg, 5.0 rpg, 1.1 apg and 1.33 spg in 34.4 mpg while shooting .495 from the floor, .341 from the 3-point line and .735 from the line ... scored 20+ points in seven straight games from 3/18-29 ... over his final 19 games played, averaged 20.3 ppg on .543 shooting ... selected to the 2009 T-Mobile Rookie Challenge and Youth Jam during All-Star Weekend. **2009 PLAYOFFS:** Started all six games for the Sixers in their First Round series against the Magic ... averaged 12.0 ppg, 4.5 rpg, 1.3 apg and 1.00 spg in 38.2 mpg ... scored in double figures three times, including 20 points in Game 2 at Orlando (4/22).

2007-08 (PHILADELPHIA): In 74 games (22 starts), averaged 8.2 ppg and 4.2 rpg in 21.0 mpg ... shot .539 from the floor, .316 from 3-point range and .738 from the free-throw line ... named to the NBA All-Rookie Second Team ... ranked 2nd among rookie qualifiers in steals (0.99) ... had the highest FG% of any rookie qualifier and would have tied for 10th in the NBA in FG% if he qualified. **2008 PLAYOFFS:** Started all six games for the 76ers in their First Round series vs. Detroit and averaged 10.2 ppg, 4.5 rpg and 1.17 spg in 26.7 mpg while shooting .480 from the floor and .857 from the free-throw line ... scored in double figures four times ... posted series highs with 15 points and 9 rebounds in Game 4 (4/27).

CAREER TRANSACTIONS: Selected in the first round (12th overall) by the Philadelphia 76ers in the 2007 NBA Draft (6/28/07) ... as part of a three-team deal, was traded by the 76ers to the Minnesota Timberwolves (8/23/14) ... traded by the Timberwolves to the Brooklyn Nets for Kevin

Garrett (2/19/15) ... signed with the Nets (7/9/15) ... traded by Brooklyn to the Indiana Pacers for Caris LeVert and a future second-round pick (7/17/16) ... signed with the Chicago Bulls (7/6/19).

COLLEGE CAREER: Started all 31 games for Georgia Tech his freshman season in 2006-07, tying for the team lead with 14.4 ppg while adding averages of 4.9 rpg, 2.0 apg and 1.29 spg in 29.6 mpg ... shot .478 from the floor, .419 from three and .743 from the free-throw line ... knocked down 39 3-point field goals, including four games with 3+ ... recorded four double-doubles ... scored 20+ points six times, including a career-high 30 in a double-overtime game vs. Wake Forest in the First Round of the ACC Tournament.

PERSONAL: Full name is Thaddeus Charles Young ... son of Lula Hall and Felton Young ... father played basketball at Jacksonville University from 1976-78 and was drafted by the NBA's Buffalo Braves ... attended Mitchell High School in Memphis and was a McDonald's All-America selection ... was a three-time All-State selection ... as a senior, averaged 26.9 ppg, 13.8 rpg, 4.1 apg, 4.3 spg and 3.6 bpg while leading Mitchell High School to the Class AA State Championship Game ... was a member of the National Honor Society in high school ... he, along with his wife, has a charitable foundation that has presented holiday dinner giveaways, tickets and prom dress giveaways ... he and his wife, Shekinah, have two children, T.J. and Taylor.

CAREER REGULAR SEASON STATISTICS:

YEAR	TEAM	G	MIN	FG	FBA	PCT	3FG	3FBA	PCT	FT	FTA	PCT	OFF	DEF	TOT	A	PF	DQ	STL	TO	BLK	PTS	RPG	APG	PPG
07-08	PHI	74	1554	264	490	.539	6	19	.316	76	103	.738	120	192	312	58	126	1	73	64	8	610	4.2	0.8	8.2
08-09	PHI	75	2580	475	960	.495	56	164	.341	139	189	.735	139	238	377	86	165	0	100	118	23	1145	5.0	1.1	15.3
09-10	PHI	67	2145	382	813	.470	48	138	.348	114	165	.691	130	220	350	97	133	0	81	126	15	926	5.2	1.4	13.8
10-11	PHI	82	2135	458	847	.541	6	22	.273	123	174	.707	153	281	434	82	170	0	90	99	26	1045	5.3	1.0	12.7
11-12	PHI	63	1755	348	687	.507	1	4	.250	111	144	.771	137	188	325	74	127	3	64	55	41	808	5.2	1.2	12.8
12-13	PHI	76	2629	509	958	.531	1	8	.125	108	188	.574	182	389	571	125	191	1	133	90	55	1127	7.5	1.6	14.8
13-14	PHI	79	2718	582	1283	.454	90	292	.308	163	229	.712	166	310	476	182	213	1	167	165	36	1417	6.0	2.3	17.9
14-15	MIN/BKN	76	2434	451	968	.466	38	115	.330	131	200	.655	127	284	411	173	171	1	124	117	25	1071	5.4	2.3	14.1
15-16	BKN	73	2407	495	963	.514	7	30	.233	105	163	.644	176	484	660	135	182	3	112	136	37	1102	9.0	1.8	15.1
16-17	IND	74	2237	362	687	.527	45	118	.381	45	86	.523	131	317	448	122	135	1	113	95	29	814	6.1	1.6	11.0
17-18	IND	81	2607	421	864	.487	58	181	.320	55	92	.598	184	328	512	152	175	0	135	105	36	955	6.3	1.9	11.8
18-19	IND	81	2489	443	841	.527	51	146	.349	87	135	.644	192	331	204	204	194	2	123	123	36	1024	6.5	2.5	12.6
TOTALS		901	27690	5190	10361	.501	407	1237	.329	1257	1868	.673	1837	3562	5399	1490	1982	13	1315	1293	36712044	6.0	1.7	13.4	

CAREER POSTSEASON STATISTICS:

YEAR	TEAM	G	MIN	FG	FBA	PCT	3FG	3FBA	PCT	FT	FTA	PCT	OFF	DEF	TOT	A	PF	DQ	STL	TO	BLK	PTS	RPG	APG	PPG
07-08	PHI	6	160	24	50	.480	1	5	.200	12	14	.857	15	12	27	4	7	0	7	4	0	61	4.5	0.7	10.2
08-09	PHI	6	229	31	70	.443	5	12	.417	5	6	.833	9	18	27	8	17	0	6	8	1	72	4.5	1.3	12.0
10-11	PHI	5	127	25	60	.417	0	1	.000	7	12	.583	17	12	29	4	13	0	4	7	1	57	5.8	0.8	11.4
11-12	PHI	13	277	39	91	.429	0	0	---	22	31	.710	25	43	68	15	25	0	7	15	7	100	5.2	1.2	7.7
14-15	BKN	6	190	29	66	.439	0	4	.000	5	12	.417	17	26	43	16	15	0	5	14	1	63	7.2	2.7	10.5
16-17	IND	4	140	21	39	.538	1	4	.250	5	10	.500	22	14	36	10	11	0	8	6	1	48	9.0	2.5	12.0
17-18	IND	7	237	36	60	.600	2	7	.286	5	13	.385	22	32	54	10	22	0	12	7	6	79	7.7	1.4	11.3
18-19	IND	4	130	18	42	.429	2	8	.250	4	7	.571	9	19	28	15	10	0	11	5	3	42	7.0	3.8	10.5
TOTALS		51	1490	223	478	.467	11	41	.268	65	105	.619	136	176	312	82	120	0	60	66	20	522	6.1	1.6	10.2

SEASON/CAREER/PLAYOFFS HIGHS:

	2018-19	CAREER	PLAYOFFS
PTS	27 vs. Philadelphia (1/17/19)	32 at Toronto (3/7/10)	22 vs. Boston (5/16/12)
MIN	41 at Chicago (1/4/19)	53 vs. Milwaukee (3/20/15)	43 vs. Orlando (4/26/09)
FG	11 two times	14 five times	10 vs. Boston (5/16/12)
FBA	19 two times	31 vs. Indiana (3/14/14)	20 two times
3FG	3 three times	6 vs. Portland (12/10/16)	3 vs. Orlando (4/26/09)
3FBA	6 at Milwaukee (3/7/19)	9 vs. New York (3/21/14)	5 at Boston (4/17/19)
FT	8 at Philadelphia (12/14/18)	11 vs. Minnesota (3/25/09)	4 five times
FTA	9 at Philadelphia (12/14/18)	14 vs. Minnesota (3/25/09)	6 three times
Off. Reb.	7 vs. Toronto (1/23/19)	8 four times	10 vs. Cleveland (4/20/17)
Def. Reb.	10 vs. Washington (12/10/18)	13 vs. Sacramento (2/5/16)	12 vs. Cleveland (4/22/18)
REB	15 vs. Toronto (1/23/19)	16 two times	16 vs. Cleveland (4/22/18)
AST	8 vs. L.A. Lakers (2/5/19)	10 vs. Indiana (3/14/14)	6 two times
STL	5 four times	8 vs. Oklahoma City (1/25/14)	6 at Cleveland (4/17/17)
BLK	3 at New York (10/31/18)	4 five times	2 three times



22 OTTO PORTER, JR.

POSITION: FORWARD

HT., WT.: 6-8, 230 **YEARS PRO:** 6

COLLEGE: GEORGETOWN

BIRTH DATE: 06/03/1993

BIRTHPLACE: ST. LOUIS, MO.

HIGHLIGHTS:

- At the start of the 2019-20 season, is one of 13 active NBA players to post multiple seasons with at least 115 3-pointers made and 115 steals (2016-17 and 2017-18).
- 3-point percentage of .441 in the 2017-18 season ranked 3rd in the NBA.
- Averaged career-high 14.7 points per game in 2017-18

2018-2019 (WASHINGTON/CHICAGO): Played in 56 games (43 starts) between the Wizards and Bulls and averaged 13.9 ppg, 5.6 rpg, 2.1 apg and 1.46 spg in 30.1 mpg ... shot .465 from the field, .406 from three and .813 from the free-throw line ... recorded a season-high 8 assists with 23 points vs. DET (3/8) ... tied a season high with 4 steals at IND (3/5) ... sank a career-high-tying 7 3-pointers en route to 31 points at ATL (3/1) ... put up 20 points and tied a career high with 3 blocks at MEM (2/27) ... scored a career-high 37 points on 16-20 shooting with 10 rebounds vs. MEM (2/13) ... made his Bulls debut at BKN (2/8) and scored 18 points on 4-5 shooting from deep ... acquired by the Bulls in a trade with the Wizards on 2/6 ... averaged 17.5 ppg for the Bulls in 15 games after posting 12.6 ppg in 41 games for the Wizards ... for Chicago – inactive for one game with a left lower leg strain and 10 games with a right rotator cuff strain.

CAREER: Has appeared in 399 games (286 starts) and averaged 11.0 ppg, 5.0 rpg, 1.5 apg and 1.18 spg in 26.9 mpg ... has shot .483 from the field, .405 from three and .793 from the free-throw line ... in the postseason, has career averages of 10.0 ppg, 6.3 rpg, 1.6 apg and 1.26 spg over 31 games (18 starts).

2017-18 (WASHINGTON): Appeared in 77 games (all starts) and averaged a career-high 14.7 ppg, a career-high-tying 6.4 rpg, 2.0 apg and a career-high 1.51 spg in 31.6 mpg ... shot .503 from the field, .441 from three and .828 from the free-throw line ... recorded a career-high 157 assists ... tallied season-high 29 points at GSW (10/27) going 7-9 from three ... tied his season high with 29 points vs. GSW (2/28) to go along with 10 rebounds ... had a career-high 13 double-doubles ... had eight 25+ point games ... went 7-11 from three vs. HOU (12/29), scoring 26 points ... finished 4th in league in steals per TO ratio (1.55) ... shot .520 percent from three after the All-Star break, the highest percentage of any player with at least 100 attempts ... finished season ranked 3rd in 3P% at .441 ... became the first player in franchise history to finish in the top five in 3P% in back-to-back seasons ... one of four players to average 14.0 ppg, 6.0 rpg and shoot above .400 from three (Karl-Anthony Towns, Kevin Durant and Kevin Love), was also one of three players in team history to finish with those averages (Trevor Ariza and Greg Ballard) ... became the first Washington player to record back-to-back seasons shooting .500 from the field and .400 from beyond the arc (min. 82) ... missed game vs. PHX (11/1) due to illness ... missed vs. CLE (12/17) and vs. NOP (12/19) due to right thigh bruise ... missed vs. MIL (1/6) due to right hip strain ... missed game at ORL (4/11) due to right lower leg tightness. **2018**



PLAYOFFS: Played in five games (five starts) and averaged 10.0 ppg, 5.0 rpg, 1.6 apg and 1.20 spg in 31.6 mpg ... shot .488 from the field, .417 from three and .625 from the free-throw line.

2016-17 (WASHINGTON): Played in 80 games (all starts) and averaged 13.4 ppg, 6.4 rpg, 1.5 apg and 1.45 spg in 32.6 mpg ... shot a career-high .516 from the field, .434 from three (5th in the NBA) and a career-high .832 from the free-throw line ... posted 14 games of 20+ points after recording only 10 prior to this season ... surpassed his previous career total (137) for 3FGM with 148 ... became the first player in Wizards history to record back-to-back games with six 3-pointers (1/18 vs. MEM, 1/19 at NYK) ... one of six players in their fourth NBA season to shoot .500 from the field, .400 on threes and .800 on free throws (min. 60 games played), joining Drazen Petrovic (92-93), Jeff Hornacek (89-90), Joe Dumars (88-89) and Craig Hodges (85-86) ... one of three players to average 13.5 points, 6.5 rebounds and shoot above .400 from beyond the arc this season (Serge Ibaka, LaMarcus Aldridge), would also be one of four players in team history to finish with those averages (Trevor Ariza, Greg Ballard and Chris Webber) ... one of two players (CJ McCollum) to see their field goal percentage, 3-point percentage, scoring and rebounding averages improve since the start of the 2013-14 season ... tied career-high 5 steals at PHI (2/24) ... missed one game due to back

spasms (4/8). **2017 PLAYOFFS:** Appeared in postseason career-high 13 games and in 32.9 mpg averaged postseason career-highs across the board with 12.2 ppg, 6.9 rpg, 1.8 apg and 1.62 spg ... shot .532 from the field, .282 from three and .886 from the free-throw line.

2015-16 (WASHINGTON): Played in 75 games (73 starts) and averaged 11.6 ppg, 5.2 rpg, 1.6 apg and 1.40 spg in 30.3 mpg ... shot .473 from the field, .367 from three and .754 from the free-throw line ... scored season-high 28 points at DAL (12/12) on 11-18 shooting ... had his first career double-double (15 pts/11 reb) vs. DAL (12/6) ... notched career-high 5 steals at DEN (3/12) ... posted nine games of 20+ points, third-most on the Wizards ... grabbed a career-high 14 rebounds at MIA (12/7) ... missed four games due to a sore right hip (1/15-1/20) and three games due to a bruised left thigh (12/19-12/23).

2014-15 (WASHINGTON): Appeared in 74 games (13 starts) and averaged 6.0 ppg and 3.0 rpg in 19.2 mpg ... shot .450 from the field, .337 from three and .734 from the free-throw line ... had 13 games of 10+ points ... scored a season-high 21 points vs. MIL (11/1) ... averaged 10.2 ppg and 4.3 rpg in 13 starts ... scored 19 points on a season-high 8 FGM at PHI (2/27) ... had a season-high 4 steals vs. CLE (2/20) ... missed one game due to left hamstring tightness (11/22). **2015 PLAYOFFS:** Played in 10 games (no

starts) and averaged 10.0 ppg, 8.0 rpg, 1.8 apg and 1.20 spg in 33.1 mpg ... shot .443 from the field, .375 from three and .476 from the free-throw line. **2013-14 (WASHINGTON):** Played in 37 games (no starts) and averaged 2.1 ppg and 1.5 rpg in 8.6 mpg ... shot .363 from the field, .190 from three and .667 from the free-throw line ... made his NBA debut playing 14 minutes against MIL (12/6) ... scored a season-high 9 points vs. BOS (4/2) and at ORL (4/11) ... grabbed season-high 9 rebounds at ORL (4/12) and tallied 8 rebounds against DET (12/28) ... missed 15 games due to right hip flexor injury (10/30-11/27). **2014 PLAYOFFS:** Saw time in three games and averaged 0.7 ppg in 2.0 mpg ... shot .333 from the field.

CAREER TRANSACTIONS: Selected by the Washington Wizards in the first round (3rd overall) of the Draft (6/27/13) ... signed a contract with the Wizards (7/18/13) ... re-signed with Washington (7/7/19) ... traded by the Wizards to the Chicago Bulls for Jabari Parker, Bobby Portis and a 2023 2nd-round Draft pick (2/6/19).

COLLEGE: Named BIG EAST Player of the Year and First Team AP All-American as a sophomore. **2012-13:** Led the Hoyas in scoring and

rebounding with 16.2 ppg and 7.5 rpg ... earned a share of the BIG EAST regular season championship ... helped lead the Hoyas to a 25-7 record and a No. 2 seed in the 2013 NCAA Tournament ... selected as a John R. Wooden All-American and a finalist for the Wooden Award and Naismith Trophy ... was the only unanimous selection to the All-BIG EAST Conference First Team ... was named the BIG EAST Player of the Week three times during the 2012-13 season, including a streak of three-straight honors, marking the first time a BIG EAST player had won the award in three-straight weeks since the 2003 season ... scored a career-high 33 points in a win at Syracuse (2/23/13). **2011-12:** Averaged 9.7 ppg, 6.8 rpg and 1.5 apg in 29.7 mpg over 33 games.

PERSONAL: The son of Otto and Elnor Porter ... born in St. Louis, Mo. ... has a sister, Brittany, and a brother, Jeffrey ... enjoys bike riding ... lists his father as the most influential person in his athletic career ... earned All-State honors as a junior and senior at Scott County Central ... won three state championships ... in the state championship game as a senior, he scored 29 points and grabbed 35 rebounds, breaking the school record for career rebounds, previously held by his father.

CAREER REGULAR SEASON STATISTICS:

YEAR	TEAM	G	MIN	FG	FBA	PCT	3FG	3FBA	PCT	FT	FTA	PCT	OFF	DEF	TOT	A	PF	DQ	STL	TO	BLK	PTS	RPG	APG	PPG
13-14	WAS	37	319	33	91	.363	4	21	.190	8	12	.667	21	36	57	10	26	0	8	14	1	78	1.5	0.3	2.1
14-15	WAS	74	1432	176	391	.450	35	104	.337	58	79	.734	70	151	221	65	97	0	44	52	30	445	3.0	0.9	6.0
15-16	WAS	75	2276	339	717	.473	98	267	.367	95	126	.754	97	294	391	120	163	0	105	70	32	871	5.2	1.6	11.6
16-17	WAS	80	2605	414	803	.516	148	341	.434	99	119	.832	118	396	514	121	193	1	116	44	42	1075	6.4	1.5	13.4
17-18	WAS	77	2432	445	885	.503	138	313	.441	106	128	.828	103	389	492	157	151	1	116	75	41	1134	6.4	2.0	14.7
18-19	WAS/CHI	56	1683	299	643	.465	104	256	.406	78	96	.813	54	260	314	120	108	0	82	65	31	780	5.6	2.1	13.9
TOTALS		399	10747	1706	3530	.483	527	1302	.405	444	560	.793	463	1526	1989	593	738	2	471	320	177	4383	5.0	1.5	11.0

CAREER POSTSEASON STATISTICS:

YEAR	TEAM	G	MIN	FG	FBA	PCT	3FG	3FBA	PCT	FT	FTA	PCT	OFF	DEF	TOT	A	PF	DQ	STL	TO	BLK	PTS	RPG	APG	PPG
13-14	WAS	3	6	1	3	.333	0	1	.000	0	0	---	0	0	0	0	0	0	0	0	0	2	0.0	0.0	0.7
14-15	WAS	10	331	39	88	.443	12	32	.375	10	21	.476	24	56	80	18	16	0	12	6	2	100	8.0	1.8	10.0
16-17	WAS	13	428	58	109	.532	11	39	.282	31	35	.886	15	75	90	23	26	0	21	10	7	158	6.9	1.8	12.2
17-18	WAS	5	158	20	41	.488	5	12	.417	5	8	.625	1	24	25	8	6	0	6	3	5	50	5.0	1.6	10.0
TOTALS		31	923	118	241	.490	28	84	.333	46	64	.719	40	155	195	49	48	0	39	19	14	310	6.3	1.6	10.0

SEASON/CAREER/PLAYOFFS HIGHS:

	2018-19	CAREER	PLAYOFFS
PTS	37 vs. Memphis (2/13/19)	37 vs. Memphis (2/13/19)	20 at Boston (5/15/17)
MIN	55 at Atlanta (3/1/19)	55 at Atlanta (3/1/19)	41 at Boston (4/30/17)
FG	16 vs. Memphis (2/13/19)	16 vs. Memphis (2/13/19)	8 vs. Boston (5/4/17)
FBA	25 at Atlanta (3/1/19)	25 at Atlanta (3/1/19)	15 vs. Atlanta (5/9/15)
3FG	7 at Atlanta (3/1/19)	7 three times	2 nine times
3FBA	13 at Atlanta (3/1/19)	13 at Atlanta (3/1/19)	6 vs. Atlanta (5/9/15)
FT	6 vs. Philadelphia (1/9/19)	8 vs. Oklahoma City (1/30/18)	9 vs. Atlanta (4/26/17)
FTA	6 vs. Philadelphia (1/9/19)	9 vs. Toronto (3/3/17)	10 vs. Atlanta (4/26/17)
Off. Reb	5 at Atlanta (12/5/18)	7 vs. Boston (11/9/16)	6 vs. Atlanta (5/15/15)
Def. Reb	13 vs. L.A. Clippers (11/20/18)	14 vs. Milwaukee (12/26/16)	10 at Atlanta (5/3/15)
REB	14 vs. L.A. Clippers (11/20/18)	14 four times	11 at Atlanta (5/3/15)
AST	8 vs. Detroit (3/8/19)	8 vs. Detroit (3/8/19)	5 at Atlanta (5/5/15)
STL	4 two times	5 at Denver (3/12/16)	4 vs. Boston (5/7/17)
BLK	3 three times	3 eight times	2 four times



24 LAURI MARKKANEN

POSITION: FORWARD

HT., WT.: 7-0, 240 **YEARS PRO:** 2

COLLEGE: ARIZONA

BIRTH DATE: 05/22/1997

BIRTHPLACE: VANTAA, FINLAND

HIGHLIGHTS:

- Selected to the All-Rookie First Team in 2017-18
- Set the Bulls' franchise record for most 3-point field goals made in a rookie season (145)
- At All-Star Weekend in L.A. in 2018, was selected to participate in the 2018 Mtn Dew Kickstart Rising Stars game and Taco Bell Skills Challenge
- Was selected to the 2019 Mtn Dew Ice Rising Stars game for the World Team at All-Star Weekend in Charlotte

2018-19 (CHICAGO): Played in 52 games (51 starts) and averaged 18.7 ppg, 9.0 rpg and 1.4 apg in 32.3 mpg ... shot .430 from the field, .361 from three and .872 from the free-throw line ... scored 32 points and tied a season high with 5 3-pointers vs. WAS (3/20) ... posted eight games of 20+ points and 10+ rebounds in the month of February – tied for the most in the NBA that month, and the most by a Bulls player in any month ever ... notched a career-high 35 points on 12-20 shooting with 15 rebounds vs. BOS (2/23) ... tallied 31 points with 18 rebounds at BKN (2/8) ... scored 30 points with 10 rebounds on 5-10 shooting from deep vs. NOP (2/6) ... put up 30 points with a career-high 13-13 from the free throw line at CHA (2/2) ... set a career high of 19 rebounds to go with 18 points at BKN (1/27) ... tied a career high with 3 blocked shots at POR (1/9) ... had back-to-back 30-point games for the first time in his career as he scored 31 points at CLE (12/23) ... recorded 32 points on a career-high 12 FGM vs. ORL (12/21) ... pulled down 17 rebounds, with a career-high 7 boards coming on the offensive glass to go along with 16 points, 2 steals and 2 blocks at OKC (12/17) ... scored 24 points with season-high 3 steals vs. OKC (12/7) ... made his season debut at HOU (12/1) and put up 10 points with 4

rebounds, 1 block and 1 steal ... had a career-high 20 double-doubles after posting 14 in his rookie year ... inactive for 18 games with a right elbow sprain and seven games for a medial assessment ... DND for five games.

CAREER: In 120 games (119 starts) over two NBA seasons, has posted averages of 16.7 ppg, 8.2 rpg and 1.3 apg in 30.9 mpg ... has shot .432 from the field, .362 from three and .859 from the free-throw line.

2017-18 (CHICAGO): Played in 68 games (68 starts) and averaged 15.2 ppg, 7.5 rpg, 1.2 apg, 0.57 spg and 0.59 bpg in 29.7 mpg ... shot .434 from the field, .362 from three and .843 from the free-throw line ... selected to the NBA All-Rookie First Team ... set the Bulls' franchise record for most triples in a rookie campaign with 145 3FGM ... scored 20+ points with at least 3 3FGM in three-straight games (4/1-6) ... in a 20T game at NOP (1/22) set a career high with 17 rebounds, all defensive, to go along with 14 points and 2 blocks ... tied NBA rookie record for consecutive games with 2+ 3FGM with 12 (12/27 to 1/17) ... fastest rookie to 100 3FGM in NBA history when he made 101 through his first

41 games ... scored a season-high 33 points and knocked down a career-high 8 3FGM at NYK (1/10); one of 17 players in NBA history to have a 30 pts/10 reb double-double with 8 3FGM ... scored 32 points vs. IND (12/29) and tied season high with 11 FGM ... recorded 25 points on season-high 11 FGM at CLE (12/21) ... pulled down 14 rebounds at LAL (11/21) ... recorded 26 pts/13 reb at PHX (11/19) ... scored 25 points at MIA (11/1) ... set an NBA rookie record with 10 games in a row of at least 2 3FGM to begin his career ... became the second Bulls player with multiple double-doubles in first four career games in team history ... just the fifth player ever to average at least 15.0 ppg and 10.0 rpg over his first four games with the Bulls ... made 10 3FGM out of 22 attempts (.455) through his first three games, which is the fewest games taken for a player to reach 10 3FGM (Elias) ... posted a double-double (13 pts/12 reb) in the second game of his career – one of only three Bulls since 1983 to do so (Andres Nocioni and Luol Deng, 11/5/04) ... is only the 13th Bulls rookie to start for CHI in the team's season opener, and tied Andres Nocioni for the most points in such a debut (17); he also had 8 rebounds and 1 block ... had 14 double-doubles this season, which ranked 3rd in the NBA among all rookies ... hit multiple 3-pointers in 45 games ... missed 11 games due to injury; sat out eight games due to back spasms (12/11-15, 3/13-21) and three games from return from injury management (3/24, 3/29, 4/7) ... also missed three games for personal reasons (1/31-2/5) ... spent seven games on the Inactive List ... was NWT three times, DNP due to injury twice, DND once and had one DNP-CD.

CAREER TRANSACTIONS: Draft rights traded by Minnesota, along with Kris Dunn and Zach LaVine, in exchange for Jimmy Butler and the draft rights to Justin Patton (6/22/17).

COLLEGE CAREER: Played in 37 games for the Wildcats. **2016-17:** Averaged 15.6 ppg and 7.2 rpg ... shot .492 from the field, .423 from three and .835 from the free-throw line ... notched a season-best 30 points vs. Arizona State ... posted six double-doubles on the season ... named a Third Team All-American and All-Pac-12 First Team ... selected to the Pac-12's All-Freshman Team and USBWA All-District Team ... only player in the Pac-12 to rank in top 12 in scoring, rebounding, free-throw percentage and three-point field goal percentage ... his .835 percent shooting at the charity stripe led the Pac-12 ... named the Oscar Robertson National Player of the Week by the USBWA after road wins vs. USC and UCLA in which he averaged 20.5 ppg and 7.5 rpg and shot .636 from the field ... selected USBWA Wayman Tisdale Freshman of the Week and Naismith Trophy Player of the Week for his performance during a road sweep of Washington and Washington State (22.5 ppg, 12.0 rpg, 1.50 spg).

INTERNATIONAL: Represented his home country of Finland at FIBA EuroBasket 2017 ... averaged 19.5 ppg and 5.7 rpg in six games, leading Finland to a 4-1 record in pool play ... posted four games with 20+ points, including 27 in a 2OT win over Poland ... FIBA U16, U18 and U20 European Championships ... leading scorer at the 2016 U20 Euros, averaging 24.9 ppg, 8.6 rpg, 2.3 spg and 1.3 bpg ... erupted for 33 points, including the game-winning basket, in 2016 U20 Euros vs. Spain ... led all players in scoring at the 2015 U18 Euros with 18.2 points per game while also grabbing 6.3 rebounds ... had a 27-point, 10-rebound performance in Finland's win over the Ukraine.

PERSONAL: Son of Pekka Markkanen, who lettered in basketball at Kansas before playing professionally in Finland and on its national team ... enjoys watching hockey and playing video games in his spare time.

CAREER REGULAR SEASON STATISTICS:

YEAR	TEAM	G	MIN	FG	FBA	PCT	3FG	3FBA	PCT	FT	FTA	PCT	OFF	DEF	TOT	A	PF	DQ	STL	TO	BLK	PTS	RPG	APG	PPG
17-18	CHI	68	2020	374	862	.434	145	401	.362	140	166	.843	79	429	508	79	103	0	39	83	40	1033	7.5	1.2	15.2
18-19	CHI	52	1682	342	795	.430	120	332	.361	170	195	.872	74	396	470	75	122	0	37	85	33	974	9.0	1.4	18.7
TOTALS		120	3702	716	1657	.432	265	733	.362	310	361	.859	153	825	978	154	225	0	76	168	73	2007	8.2	1.3	16.7

SEASON/CAREER/PLAYOFFS HIGHS:

	2018-19	CAREER	PLAYOFFS
PTS	35 vs. Boston (2/23/19)	35 vs. Boston (2/23/19)	N/A
MIN	54 at Atlanta (3/1/19)	54 at Atlanta (3/1/19)	N/A
FG	12 three times	12 three times	N/A
FBA	24 at Indiana (12/4/18)	24 at Indiana (12/4/18)	N/A
3FG	5 five times	8 at New York (1/10/18)	N/A
3FBA	13 at Indiana (12/4/18)	15 at New York (1/10/18)	N/A
FT	13 at Charlotte (2/2/19)	13 at Charlotte (2/2/19)	N/A
FTA	13 at Charlotte (2/2/19)	13 at Charlotte (2/2/19)	N/A
Off. Reb	7 at Oklahoma City (12/17/18)	7 at Oklahoma City (12/17/18)	N/A
Def. Reb	19 at Brooklyn (1/29/19)	19 at Brooklyn (1/29/19)	N/A
REB	19 at Brooklyn (1/29/19)	19 at Brooklyn (1/29/19)	N/A
AST	6 vs. Memphis (2/13/19)	6 vs. Memphis (2/13/19)	N/A
STL	3 vs. Oklahoma City (12/7/18)	3 two times	N/A
BLK	3 two times	3 three times	N/A

31 TOMAS SATORANSKY

POSITION: GUARD

HT., WT.: 6-7, 210 **YEARS PRO:** 3

PRIOR TO NBA: FC BARCELONA (SPAIN)

BIRTH DATE: 10/30/1991

BIRTHPLACE: PRAGUE, CZECH REPUBLIC

HIGHLIGHTS:

- Dished 7-or-more assists in 28 games in 2018-19, which tied for the 22nd-most such games in the NBA.
- In 2018-19, posted a career-high seven double-doubles, including his first career triple-double of 18 points, 12 rebounds and 10 assists on Jan. 11, 2019, vs. Milwaukee.
- Owns the record for most points scored in an NBA game by a Czech-born player with 25 on Feb. 10, 2018, at Chicago.



2018-2019 (WASHINGTON): Played in 80 games (54 starts) and averaged 8.9 ppg, 3.5 rpg, 5.0 apg and 1.03 spg in 27.1 mpg ... shot .485 from the field, .395 from three and .819 from the free-throw line ... totaled 399 assists on the season, and was the only player in the NBA to dish at least 350 assists with 120-or-fewer turnovers ... had an assist:turnover ratio of 3.33 ... dished season-high 11 assists five times ... scored season-high 21 points at SAS (1/27) ... posted first career triple-double (18 pts/12 reb/10 ast) vs. MIL (1/11); the 12 rebounds were a season high ... had career-high 7 double-doubles on the season ... scored 10+ points 30 times and 20+ points three times ... posted 10 games with 10+ assists ... missed two games for personal reasons.

CAREER: Has appeared in 210 regular season games (87 starts) and averaged 6.6 ppg, 2.8 rpg and 3.7 apg in 21.6 mpg ... holds career shooting averages of .489 from the field, .400 from distance and .792 from the line ... in the postseason, has played in 16 games with averages of 0.9 ppg, 0.9 rpg and 0.6 apg in 6.0 mpg while shooting .263 from the field and .556 from the free-throw line ... before joining the NBA prior to the 2016-17

season, spent his entire professional career playing internationally – for FC Barcelona in the ACB League (Spain) and Euroleague, Sevilla in Spain (2012), three pro seasons (2009-10 through 2011-12) in Spain for Qalat Caja Sol Sevilla and Cajasol Sevilla, and two pro seasons (2007-08 & 2008-09) in his native Czech Republic (for USK Prague).

2017-18 (WASHINGTON): Appeared in 73 games (30 starts) and averaged 7.2 ppg, 3.2 rpg and 3.9 apg ... shot .523 from the field, .465 from three and .781 from the free-throw line ... scored a career-high 25 points at CHI (2/10) on 10-of-12 shooting from the field and went 5-of-6 from three ... had a career-high 11 assists at NYK (2/14) ... tallied 10 assists vs. PHI (2/25) ... averaged 10.4 ppg and 5.8 apg in 30 starts ... had at least 10 points in 20 games, five of them coming off the bench ... recorded three games with at least 10 assists ... led the Wizards in assists in 19 games ... improved his field goal percentage from last season by .108 percent and his 3-point shooting by .222 percent ... DNP-CD in nine games. **2018 PLAYOFFS:** Played in six games and averaged 1.2 ppg, 1.5 rpg and 0.5 apg in 10.0 mpg ... shot .154 from the field and .750 from the free-throw line.

2016-17 (WASHINGTON): Played in 57 games (3 starts) and averaged 2.7 ppg, 1.5 rpg and 1.6 apg ... shot .415 from the field, .243 from three and .697 from the free-throw line ... notched first career double-double and only one of the season with 10 points and season-high 10 rebounds vs. POR (1/16) ... scored a season-high 12 points and dished season-high 9 assists at CHI (11/12) ... posted 10+ points three times. **2017 PLAYOFFS:** Played in 10 games and averaged 0.8 ppg, 0.5 rpg and 0.6 apg in 3.6 mpg ... shot .500 from the field and .400 from the free-throw line.

CAREER TRANSACTIONS: Selected by the Washington Wizards in the second round (32nd overall) of the Draft (6/28/12) ... signed a multi-year contract with the Wizards (7/21/16) ... signed as a free agent with Washington (7/7/19) ... acquired from the Wizards via sign-and-trade for future 2nd-round Draft considerations (7/7/19).

PERSONAL: Member of the Czech National Team ... participated in the 2019 FIBA World Cup in China ... speaks three languages: Czech, Spanish and English ... is a foodie who enjoys trying new cuisines and restaurants ... likes to watch movies ... enjoys traveling and exploring new places ... runs a basketball camp for children in the summer.

CAREER REGULAR SEASON STATISTICS:


YEAR	TEAM	G	MIN	FG	FGA	PCT	3FG	3FGA	PCT	FT	FTA	PCT	OFF	DEF	TOT	A	PF	DQ	STL	TO	BLK	PTS	RPG	APG	PPG
16-17	WAS	57	719	61	147	.415	9	37	.243	23	33	.697	25	58	83	92	60	0	26	38	6	154	1.5	1.6	2.7
17-18	WAS	73	1643	201	384	.523	47	101	.465	75	96	.781	72	161	233	286	131	0	52	83	15	524	3.2	3.9	7.2
18-19	WAS	80	2164	257	530	.485	64	162	.395	131	160	.819	82	197	279	399	172	0	82	120	13	709	3.5	5.0	8.9
TOTALS		210	4526	519	1061	.489	120	300	.400	229	289	.792	179	416	595	777	363	0	160	241	34	1387	2.8	3.7	6.6

CAREER POST SEASON STATISTICS:

YEAR	TEAM	G	MIN	FG	FGA	PCT	3FG	3FGA	PCT	FT	FTA	PCT	OFF	DEF	TOT	A	PF	DQ	STL	TO	BLK	PTS	RPG	APG	PPG
16-17	WAS	10	36	3	6	.500	0	0	---	2	5	.400	1	4	5	6	4	0	1	2	0	8	0.5	0.6	0.8
17-18	WAS	6	60	2	13	.154	0	3	.000	3	4	.750	5	4	9	3	4	0	0	3	0	7	1.5	0.5	1.2
TOTALS		16	96	5	19	.263	0	3	.000	5	9	.556	6	8	14	9	8	0	1	5	0	15	0.9	0.6	0.9

SEASON/CAREER/PLAYOFFS HIGHS:

	2018-19	CAREER	PLAYOFFS
PTS	21 at San Antonio (01/27/19)	25 at Chicago (2/10/18)	5 at Boston (5/7/17)
MIN	48 vs. Phoenix (12/22/18)	48 vs. Phoenix (12/22/18)	18 vs. Toronto (4/27/18)
FG	8 two times	10 at Chicago (2/10/18)	2 vs. Boston (5/7/17)
FGA	13 four times	13 five times	3 four times
3FG	4 vs. Charlotte (12/29/18)	5 at Chicago (2/10/18)	N/A
3FGA	7 vs. Charlotte (12/29/18)	7 vs. Charlotte (12/29/18)	1 three times
FT	10 at Phoenix (03/27/19)	10 at Phoenix (03/27/19)	2 at Toronto (4/14/18)
FTA	12 at Phoenix (03/27/19)	12 at Phoenix (03/27/19)	3 vs. Boston (5/7/17)
Off. Reb	4 five times	5 at Orlando (4/11/18)	2 at Toronto (4/25/18)
Def. Reb	9 vs. Milwaukee (1/11/19)	9 vs. Milwaukee (1/11/19)	3 at Toronto (4/17/18)
REB	12 vs. Milwaukee (1/11/19)	12 vs. Milwaukee (1/11/19)	4 at Toronto (4/17/18)
AST	11 five times	11 six times	2 two times
STL	6 vs. Indiana (2/23/19)	6 vs. Indiana (2/23/19)	1 at Atlanta (4/22/17)
BLK	113 times	3 at New York (2/14/18)	N/A



32 KRIS DUNN

POSITION: GUARD

HT., WT.: 6-4, 205 **YEARS PRO:** 3

COLLEGE: PROVIDENCE

BIRTH DATE: 03/18/1994

BIRTHPLACE: NEW LONDON, CONN.

HIGHLIGHTS:

- Career-high 17 assists on Jan. 4, 2019, vs. Indiana were the most in a single game by a Bulls' player since Derrick Rose had 17 (3/26/11)
- 2015-16 AP Second-Team All-American at Providence
- 2011-12 McDonald's All-American

2018-2019 (CHICAGO): Played in 46 games (44 starts) and averaged 11.3 ppg, 4.1 rpg, 6.0 apg and 1.48 spg in 30.2 mpg ... shot .425 from the field, .354 from three and .797 from the free-throw line ... tallied a season-high 26 points while tying a season high with 3 threes vs. WAS (3/20) ... scored 18 points with 9 assists and 7 rebounds vs. LAL (3/12) ... hit multiple 3-pointers in back-to-back games for the first time in his career at ATL (3/1) and vs. ATL (3/3) ... knocked down a season-high 3 3-pointers at ATL (3/1) ... dished out 10 assists and set a season high with 4 steals vs. LAC (1/25) ... tied a season high in FTA (6) and blocks (2) and set a season high with 5 FTM on 1/23 vs. ATL ... dished career-high 17 assists with only 2 turnovers in OT game vs. IND (1/4), along with setting season highs in minutes (40); the 17 assists were T-5th most in a single game in 2018-19 season ... blocked season-high 2 shots at TOR (12/30) ... notched 24 points on 11-21 shooting with 6 assists vs. BKN (12/19) ... led the Bulls with 24 points on 11-19 shooting with 7 rebounds and 2 steals at SAS (12/15) ... made his season debut on 10/22 at DAL, put up 9 points and 7 assists ... sprained his right MCL on 10/22 in Dallas and was inactive for 23 games ... inactive for one game with a bruised tailbone and one game with a migraine ... DND two games and inactive five games with a mid back strain ... missed the season's first two games for personal reasons.

CAREER: Has appeared in 176 regular season games (94 starts) during his three-year NBA career and has averaged 8.6 ppg, 3.3 rpg, 4.4 apg and 1.42 spg in 24.1 mpg ... holds career shooting averages of .417 from the field, .323 from distance and .723 from the line.

2017-18 (CHICAGO): Played in 52 games (43 starts) and averaged 13.4 ppg, 4.3 rpg, 6.0 apg, 2.00 spg and 0.52 bpg in 29.3 mpg ... shot .429 from the field, .321 from three and .737 from the free-throw line ... made career-high 8 FTs out of career-high 10 FTA vs. MEM (3/7) ... tied a career-high 5 steals at NYK (1/10) ... scored career-high 32 points and had 9 assists at DAL (1/5) ... recorded fourth double-double of season (19 pts/11 ast) at WAS (12/31) ... joined Michael Jordan as the only two players for the Bulls to have a game with at least 20 points, 12 assists, 4 steals and 2 blocks at MIL (12/26) ... set a season high with 14 assists at CLE (12/21) ... totaled double digit points in a career-best 10-straight games from 12/4-21 ... dished out 12 assists on 12/8 at CHA while also recording 20 points, 6 rebounds and 3 steals, becoming the first player since Derrick Rose in 2011-12 to post at least 20 points, 10 assists and 5 rebounds in a game ... led the team in scoring for the first time vs. CLE (12/4) with 15 points and also had a team-high 5 assists ... recorded career-best (with at least 10 FGA) .818 shooting percentage (9-of-11) at DEN (11/30) ... recorded a career-best 24 points and 8 assists vs. PHX (11/28) ... tallied 22 points and 7 assists vs. CHA (11/17) ... posted 8 points, 3 assists and 3 steals in season debut vs. OKC (10/28) ... had 13 games with at least 15 points, 5 rebounds and 5 assists ... missed 14 games with a right big toe sprain (3/17-4/1), one game to left patella tendinitis (12/29) and 11 games with a concussion (1/20-2/12) ... suffered left finger dislocation in preseason game vs. MIL (10/6) and missed the first four games of the regular season ... spent 29 games on the Inactive List and recorded one DND due to injury.

2016-17 (MINNESOTA): Played in 78 games (7 starts) and averaged 3.8 ppg, 2.1 rpg and 2.4 apg in 17.1 mpg ... shot .377 from the field, .288 from three and .610 from the free-throw line ... ranked 6th among rookies in assists, 2nd in steals (1.00 spg) and 4th in blocks (0.46 bpg) ... tallied season-high 16 assists with 10 points at HOU (4/12) ... swiped 29 steals over the final 20 games ... became the 10th player in Timberwolves history (first since Andrei Kirilenko in 2012) to collect 4+ steals and 3+ blocks in a game at IND (3/28) ... scored season-high 17 points in season-high 35 minutes at POR (3/25) ... started on 1/22 vs. DEN and totaled 10 points, a season-high 8 rebounds and 9 assists ... swatted season-high 3 blocks vs. POR (1/1) ... tallied 15 points vs. SAS (12/16) ... became the eighth Timberwolves rookie to swipe 5+ steals on 11/1 vs. MEM ... dressed but did not play in four games (2/3-8) due to a sore right hand.

CAREER TRANSACTIONS: Selected in the first round (5th overall) by the Minnesota Timberwolves (6/23/16) ... signed a contract with the Timberwolves (7/7/16) ... traded by Minnesota, along with Zach LaVine and the 7th-overall selection in the 2017 NBA Draft (Lauri Markkanen) to Chicago for Jimmy Butler and the 16th-overall selection in the 2017 NBA Draft (Justin Patton) (6/22/17) ... assigned to the Windy City Bulls of the G League (2/6/18) ... recalled from Windy City (2/6/18) ... assigned to Windy City (2/12/18) ... recalled from Windy City (2/12/18) ... assigned to Windy City (12/4/19) ... recalled from Windy City (12/5/19).

COLLEGE CAREER: Played 95 games (83 starts) over four seasons at Providence College and averaged 12.8 ppg, 5.1 rpg and 5.8 apg in 31.5 mpg ... joined Georgetown's Patrick Ewing as the only BIG EAST players to earn both Player of the Year and Defensive Player of the Year twice ... just the sixth player in the 38-year history of the BIG EAST to earn Player of the Year twice ... the only guard in league history to earn Player of the

Year and Defensive Player of the Year in the same season ... first Friar to register 1,000 points, 500 assists, 400 boards and 200 steals. **2015-16:** As a junior, was named an All-America Second Team honoree by AP, NABC, Sports Illustrated, USBWA and Sporting News, and Third Team by ESPN.com and USA Today ... candidate for the Oscar Robertson, Wooden and Naismith Player of the Year awards, as well as the Bob Cousy Award and the NABC Defensive Player of the Year. **2014-15:** As a redshirt sophomore, led the league in assists (7.5 apg - 3rd nationally) and steals (2.73 spg - 5th), the first time a BIG EAST player had done so. **2013-14:** Missed the first three games of the season with an injured shoulder ... scored 10 points, added 5 assists, and grabbed 4 rebounds vs. Vanderbilt (11/22) ... had season ending surgery in December. **2012-13:** Missed the first nine games of the season with an injured shoulder ... tied the team's freshman record for assists in a game (13) and set the team's freshman record for assists in a debut and added 7 points and 6 rebounds vs. Colgate (12/18) ... earned the team's promising prospect award (4/14) ... participated in the 2013 USA Basketball Men's U19 World Championship training camp.

PERSONAL: Full name is Kristofer Michael Dunn ... son of John and Audra Seldon ... has two brothers, John Dunn and Rashad Pauley, and two sisters, Ashley and Ariana Seldon ... favorite athlete is Rajon Rondo, favorite movie is All About the Benjamins and his favorite food is chicken wings ... attended New London High School in New London, Conn. ... as a senior, led his team to a 29-3 record, averaging 31.4 ppg and 10.1 rpg ... earned All-State honors three times ... led his team to a 27-0 season and state title during his junior year ... named New Haven Register's State Player of the Year in 2011 ... named McDonald's All-American, Jordan All-American, Parade All-American and Gatorade State Player of the Year ... invited to the 2012 USA Basketball Men's U18 training camp.

CAREER REGULAR SEASON STATISTICS:

YEAR	TEAM	G	MIN	FG	FBA	PGT	3FG	3FBA	PGT	FT	FTA	PGT	OFF	DEF	TOT	A	PF	DQ	STL	TO	BLK	PTS	RPG	APG	PPG
16-17	MIN	78	1333	118	313	.377	21	73	.288	36	59	.610	24	142	166	188	178	2	78	89	36	293	2.1	2.4	3.8
17-18	CHI	52	1525	286	666	.429	43	134	.321	84	114	.737	24	197	221	310	174	1	104	150	27	699	4.3	6.0	13.4
18-19	CHI	46	1389	215	506	.425	34	96	.354	55	69	.797	19	168	187	277	166	5	68	104	21	519	4.1	6.0	11.3
TOTALS		176	4247	619	1485	.417	98	303	.323	175	242	.723	67	507	574	775	518	8	250	343	84	1511	3.3	4.4	8.6

SEASON/CAREER/PLAYOFFS HIGHS:

	2018-19	CAREER	PLAYOFFS
PTS	26 vs. Washington (3/20/19)	32 at Dallas (1/5/18)	N/A
MIN	40 vs. Indiana (1/4/19)	46 at New York (1/10/18)	N/A
FG	11 two times	12 at Dallas (1/5/18)	N/A
FGA	24 vs. Washington (3/20/19)	24 two times	N/A
3FG	3 two times	4 two times	N/A
3FGA	7 vs. Washington (3/20/19)	7 vs. Washington (3/20/19)	N/A
FT	5 vs. Atlanta (1/23/19)	8 vs. Memphis (3/7/18)	N/A
FTA	6 two times	10 vs. Memphis (3/7/18)	N/A
Off. Reb	2 vs. L.A. Lakers (3/12/19)	3 at L.A. Lakers (11/21/17)	N/A
Def. Reb	8 three times	8 five times	N/A
REB	8 three times	9 at Utah (11/22/17)	N/A
AST	17 vs. Indiana (1/4/19)	17 vs. Indiana (1/4/19)	N/A
STL	4 vs. L.A. Clippers (1/25/19)	5 two times	N/A
BLK	2 six times	3 four times	N/A



34 WENDELL CARTER JR.

POSITION: CENTER

HT., WT.: 6-10, 270 **YEARS PRO:** 1

COLLEGE: DUKE

BIRTH DATE: 04/16/1999

BIRTHPLACE: ATLANTA, GA.

HIGHLIGHTS:

- Ranked 4th among 2018-19 rookies and 3rd among rookies in Bulls' franchise history with 1.3 bpg
- Finished 5th among 2018-19 rookies and 8th among rookies in Bulls' franchise history with 7.0 rpg
- All-ACC Second Team selection and unanimous pick to the ACC All-Freshman Team in 2017-18
- Won gold medals with USA Basketball at the 2015 FIBA Americas U16 Championship and the 2016 FIBA U17 World Championship

PLAYERS

2018-19 (CHICAGO): Played in 44 games (44 starts) and averaged 10.3 ppg, 7.0 rpg, 1.8 apg, 1.32 bpg and 0.59 spg in 25.2 mpg ... shot .485 from the field and .795 from the free-throw line ... put up 22 points with a career-high 7 FT at POR (1/9) ... played career-high 43 minutes in an OT game vs. IND (1/4) and tied his career-high with 3 steals ... scored 17 points, tied a career high with 13 rebounds and rejected 3 shots at WAS (12/28) ... tied a career best with 13 rebounds to go along with 12 points at IND (12/4) for his fifth double-double ... recorded a career-high 28 points with 7 rebounds and 3 blocks at DET (11/30) ... picked up his third-consecutive double-double, putting up 17 points on 7-11 shooting with 11 rebounds at NOP (11/7) ... recorded his second-straight double-double (11 pts/13 reb) and blocked 2 shots at NYK (11/5) ... had 13 rebounds while blocking a career-high 4 shots; finished with his second double-double of the season after putting up 14 points vs. HOU (1/3) ... dished out a career-best 6 assists vs. IND (12/2) ... on 10/31 vs. DEN, set career highs in FGA (21), 3FGM (2), 3FGA (3), ORB (6) and steals (3) ... recorded his first career double-double (10 pts/10 reb) and

swatted away 2 shots at ATL (10/27) ... became the 10th Bulls rookie to start on opening night ... injured his left thumb on 1/15 at LAL and missed the remainder of the season.

CAREER TRANSACTIONS: Selected in the first round (7th overall) by the Chicago Bulls in the 2018 NBA Draft (6/21/18).

COLLEGE CAREER: Played in 37 games (37 starts) for Duke. **2017-18:** Averaged 13.5 ppg, 9.1 rpg and 2.05 bpg ... completed just the sixth season that a Blue Devil shot better than .500 from the field (.561), .400 from 3-point range (.413) and .700 at the free-throw line (.738); the last to accomplish that was Shane Battier in 1999 ... recorded one of the great rookie seasons by a big man in Duke history, finishing 2nd all-time among Duke freshman in rebounds (335), blocked shots (76) and double-doubles (16) ... Second-Team All-ACC selection and a unanimous pick to the ACC All-Freshman Team ... named ACC Rookie of the Week three times (11/20, 12/26, 2/26) ... one of three Blue Devils to start all 37 games and averaged 26.9 mpg ... Duke's 4th-leading scorer (13.5) and the team's 2nd-leading



rebounder (9.1); was 4th in the ACC in rebounding and 22nd in scoring ... his 9.1 rpg were 3rd most by a Duke freshman in team history, while his 16 double-doubles and 76 blocked shots were 2nd-most ... his .561 FGP ranked 7th-best by a Duke freshman and his 57 dunks were 4th-most ... reached double-figure points 30 times, including a stretch of 19 consecutive games ... improved as the season progressed, averaging 14.0 ppg, 9.2 rpg and 2.12 bpg over the final 25 contests ... scored a career-high 27 points on 9-of-15 from the field, including a career-best 4-of-7 from 3-point range in just 18 minutes against Evansville (12/20) ... followed that performance with a 14-point, career-best 16-rebound, 4-assist, 4-block effort against Florida State (12/30).

PERSONAL: Won gold medals with USA Basketball at the 2015 FIBA Americas U16 Championship and the 2016 FIBA U17 World Championship ... selected for the 2016 USA Basketball Men's Junior National Team minicamp ... a 2017 McDonald's All-American ... named to the 2017 Jordan Brand Classic ... claimed the Lance and Shield Award as Pace Academy's top scholar-athlete as a senior in high school ... chose Duke over Harvard ... born Wendell Andre Carter Jr. on 4/16/99 in Atlanta ... son of Wendell Sr. and Kyla Carter ... father played professional basketball in the Dominican Republic after a college career at Delta State and mother played basketball at the University of Mississippi.

CAREER REGULAR SEASON STATISTICS:

YEAR	TEAM	G	MIN	FG	FBA	PCT	3FG	3FBA	PCT	FT	FTA	PCT	OFF	DEF	TOT	A	PF	DQ	STL	TO	BLK	PTS	RPG	APG	PPG
18-19	CHI	44	1110	180	371	.485	6	32	.188	89	112	.795	87	220	307	78	152	4	26	65	58	455	7.0	1.8	10.3

SEASON/CAREER/PLAYOFFS HIGHS:

	2018-19	CAREER	PLAYOFFS
PTS	28 at Detroit (11/30/18)	28 at Detroit (11/30/18)	N/A
MIN	43 vs. Indiana (1/4/19)	43 vs. Indiana (1/4/19)	N/A
FG	11 at Detroit (11/30/18)	11 at Detroit (11/30/18)	N/A
FBA	21 vs. Denver (10/31/18)	21 vs. Denver (10/31/18)	N/A
3FG	2 vs. Denver (10/31/18)	2 vs. Denver (10/31/18)	N/A
3FBA	3 two times	3 two times	N/A
FT	7 at Portland (1/9/19)	7 at Portland (1/9/19)	N/A
FTA	8 vs. Cleveland (11/10/18)	8 vs. Cleveland (11/10/18)	N/A
Off. Reb.	6 three times	6 three times	N/A
Def. Reb.	11 two times	11 two times	N/A
REB	13 four times	13 four times	N/A
AST	6 vs. Indiana (11/2/18)	6 vs. Indiana (11/2/18)	N/A
STL	3 two times	3 two times	N/A
BLK	4 vs. Houston (11/3/18)	4 vs. Houston (11/3/18)	N/A



45 DENZEL VALENTINE

POSITION: GUARD

HT., WT.: 6-6, 220 **YEARS PRO:** 3

COLLEGE: MICHIGAN STATE

BIRTH DATE: 11/16/1993

BIRTHPLACE: LANSING, MICH.

HIGHLIGHTS:

- Led the Bulls in games played in 2017-18 with 77
- Hit 143 3-pointers in 2017-18 – the 11th-highest single-season total in Bulls history
- Named National Player of the Year for 2015-16 by each of the following: Associated Press, National Association of Basketball Coaches, USA Today, NBC Sports and Sports Illustrated

2018-19 (CHICAGO): Missed the entire season due to left ankle surgery.

CAREER: Played in 134 games (37 starts) with averages of 8.0 ppg, 4.1 rpg, 2.3 apg and 0.71 spg in 22.9 mpg ... holds career shooting marks of .399 from the field, .374 from three and .754 from the free-throw line.

2017-18 (CHICAGO): Played in team-high 77 games (37 starts) and averaged 10.2 ppg, 5.1 rpg, 3.2 apg and 0.84 spg in 27.2 mpg ... shot .417 from the field, .386 from three and .745 from the free-throw line ... recorded 11th-highest single-season total in Bulls' history with 143 3-pointers ... hit 4 3-pointers in back-to-back games vs. MIL (3/23) and at DET (3/24) ... set a career high with 5 steals vs. DEN (3/21) ... recorded career highs in points (34), FG% (13) and 3FGM (8) vs. CLE (3/17) ... scored 20 points vs. MIL (3/23) and BOS (3/5) ... scored 11 points and collected career-high-tying 13 rebounds at BKN (2/26) ... notched third double-double on the year (16 pts/11 reb) vs. LAL (1/26) ... tied career-high 7 assists at ATL (3/11), vs. GSW (1/17) and vs. MIA (11/26) ... tallied 20 points with 9 rebounds at NYK (1/10) ... led the team in assists vs. POR (1/1) with 6 ... collected his second double-double (16 pts/10 reb) vs. ORL (12/20) ... recorded a double-double (14 pts/career-high 13 reb) vs. MIA (11/26) and also dished out career-high 7 assists in the game ... had five double-doubles ... missed final five games of the season due to left knee arthroscopy.

2016-17 (CHICAGO): Played in 57 games (0 starts) and averaged 5.1 ppg, 2.6 rpg and 1.1 apg in 17.1 mpg ... shot .354 from the field, .351 from three and .778 from the free-throw line ... hit at least 1 3-pointer in 15 straight games from 3/8-4/4, which was the longest such streak on the team during this season ... made a career-high 3 FTs on 3/30 vs. CLE ... played career-high 35 minutes on 3/21 at TOR (OT) ... posted his first career double-double on 3/18 vs. UTA with 11 points and career-high 12 rebounds ... hit multiple 3-pointers in seven games in a row from 3/8-18, which was the longest such streak on the team ... scored 10+ points in five consecutive games from 3/12-18, a career-long streak ... grabbed 7 rebounds on 3/15 vs. MEM and 2/28 vs. DEN ... scored 15 points on 5 3FGM on 2/24 vs. PHX ... had a career-high 19 points and 5 3FGM on 1/10 at WAS ... scored first NBA points at BKN (10/31), hitting a 3-pointer ... saw first NBA action vs. IND (10/29) ... missed four games to injury – three to a left ankle sprain and one to illness ... designated DNP-CD 19 times and on the inactive list four times ... played in three games for the G League Windy City Bulls and averaged 28.8 ppg on .500 shooting (28-of-56), 10.3 rpg 7.3 apg and 1.67 spg in 39.4 mpg. **2017 PLAYOFFS:** Appeared in four games and averaged 1.3 ppg, 2.0 rpg and 0.5 apg in 5.5 mpg ... recorded two DNP-CDs ... scored first career playoff points (a 3-pointer) vs. BOS (4/21).



CAREER TRANSACTIONS: Selected in the first round (14th overall) by the Chicago Bulls in the 2016 NBA Draft (6/23/16) ... signed multi-year contract with Chicago (7/16/16) ... assigned to G League's Windy City Bulls (1/28/17) ... recalled from Windy City (1/29/17) ... assigned to Windy City (1/30/17) ... recalled from Windy City (2/4/17).

COLLEGE CAREER: Played in 144 games for the Spartans and averaged 11.4 ppg, 5.9 rpg, 4.4 apg and 0.92 spg in 29.0 mpg ... shot .442 from the field, .408 from three and .779 from the free-throw line. **2015-16:** In 31 games, averaged 19.2 ppg, 7.5 rpg, 7.8 apg and 1.03 spg in 33.0 mpg ... shot .462 from the floor, .444 from long range and .853 from the free-throw line ... tallied 20+ points 12 times and 30+ twice ... logged 11 double-doubles, including two triple-doubles ... received numerous postseason accolades, namely National Player of the Year Honors from the Associated Press, NABC, USA Today and Sports Illustrated ... unanimously named First-Team All-American ... finalist for the Naismith Award and the Wooden Award ... guided the Spartans to their third Big Ten Conference Tournament title in five years and was dubbed the tourney's Most Outstanding Player after averaging 17.3 ppg, 8.7 rpg and 9.0 apg spanning three victories ... poured in 27 points and tied a season best 13 assists in MSU's win vs. Ohio State (3/5) ... registered 30 points and 13 dimes vs. Indiana (2/14) ... finished with 19 points, season-high 14 rebounds and 8 assists in a win over Maryland (1/23) ... became the fourth player in program history to record a triple-double ... was named the Naismith Player of the Week for 2/16 and the Lute Olson Award National Player of the Week for 11/30 ... three-time Big Ten Player of the Week (11/23, 2/8, 2/15) ... missed four games from 12/22-1/7 due to knee surgery. **2014-15:** Started all 39

games, averaged 14.5 ppg, 6.3 rpg, 4.3 apg and 0.90 spg in 33.2 mpg ... shot .475 from the floor, .416 from long distance and .826 from the line ... named Third-Team All-Big Ten and MSU's Most Improved Player ... only player in the Big Ten to rank in the Top 15 in scoring (12th, 14.5 ppg), rebounding (11th, 6.3 rpg) and assists (7th, 4.3 apg) ... ranked 5th in the Big Ten in 3P% (.416) and second in 3FGM (2.6) ... turned in the third-best single-season total for 3FGM in MSU history (102) ... scored in double figures in 29 contests, including eight games with 20+ points ... led MSU in scoring in 16 games, in assists in 19 contests and in rebounding seven times ... scored 22 points in Final Four loss to Duke (4/4) ... scored a season-high 27 points vs. Minnesota (2/26), including knocking down 7-of-12 3-pointers. **2013-14:** Appeared in 38 games (33 starts), averaging 8.0 ppg, 6.0 rpg, 3.8 apg and 0.97 spg in 29.4 mpg ... shot .408 overall, .377 from downtown and .677 from the stripe ... honorable-mention All-Big Ten honoree, as selected by both the league's media and coaches ... only Spartan to appear in all 38 games, ranking 2nd on the team with 33 starts, and 3rd in mpg ... only player in the Big Ten to rank in the top 15 in both rebounding (7-11th) and assists (8th) ... led MSU in rebounding in 11 games and in assists in 16 games, including four games doing both. **2012-13:** Played in all 36 games (15 starts) and posted averages of 5.0 ppg, 4.1 rpg and 2.4 apg in 20.8 mpg ... shot .445 from the field, .281 from beyond the arc and .667 from the free-throw line ... recipient of MSU's Unsung Player Award.

PERSONAL: Son of Carlton and Kathy Valentine ... his father was a four-year letter winner at Michigan State ... his brother Drew played for Oakland University ... Drew is currently an assistant coach at Loyola University in Chicago ... was a communication major.

CAREER REGULAR SEASON STATISTICS:


YEAR	TEAM	G	MIN	FG	FBA	PCT	3FG	3FBA	PCT	FT	FTA	PCT	OFF	DEF	TOT	A	PF	DQ	STL	TO	BLK	PTS	RPG	APG	PPG
16-17	CHI	57	976	102	288	.354	73	208	.351	14	18	.778	11	140	151	63	86	0	30	49	7	291	2.6	1.1	5.1
17-18	CHI	77	2095	301	721	.417	143	370	.386	38	51	.745	48	345	393	244	185	1	65	99	11	783	4.5	3.2	10.2
18-19	CHI	DNP – Left Ankle Injury																							
TOTALS		134	3071	403	1009	.399	216	578	.374	52	69	.754	59	485	544	307	271	1	95	148	18	1074	4.1	2.3	8.0

CAREER POSTSEASON STATISTICS:

YEAR	TEAM	G	MIN	FG	FBA	PCT	3FG	3FBA	PCT	FT	FTA	PCT	OFF	DEF	TOT	A	PF	DQ	STL	TO	BLK	PTS	RPG	APG	PPG
16-17	CHI	4	22	2	6	.333	1	4	.250	0	0	–	0	8	8	2	1	0	0	2	1	5	2.0	0.5	1.3

SEASON/CAREER/PLAYOFFS HIGHS:

	2017-18	CAREER	PLAYOFFS
PTS	34 vs. Cleveland (3/17/18)	34 vs. Cleveland (3/17/18)	3 vs. Boston (4/21/17)
MIN	40 two times	40 two times	16 vs. Boston (4/28/17)
FG	13 vs. Cleveland (3/17/18)	13 vs. Cleveland (3/17/18)	1 two times
FBA	20 vs. Cleveland (3/17/18)	20 vs. Cleveland (3/17/18)	5 vs. Boston (4/28/17)
3FG	8 vs. Cleveland (3/17/18)	8 vs. Cleveland (3/17/18)	1 vs. Boston (4/21/17)
3FBA	11 vs. Cleveland (3/17/18)	11 two times	3 vs. Boston (4/28/17)
FT	4 vs. Miami (1/15/18)	4 vs. Miami (1/15/18)	N/A
FTA	4 two times	4 three times	N/A
Off. Reb	5 at Brooklyn (2/26/18)	5 at Brooklyn (2/26/18)	N/A
Def. Reb	11 vs. Miami (11/26/17)	11 two times	4 two times
REB	13 two times	13 two times	4 two times
AST	7 three times	7 three times	1 two times
STL	5 vs. Denver (3/21/18)	5 vs. Denver (3/21/18)	N/A
BLK	1 eleven times	2 at Atlanta (1/20/17)	1 vs. Boston (4/28/17)



51 RYAN ARCIDIACONO

POSITION: GUARD

HT., WT.: 6-3, 195 **YEARS PRO:** 2

COLLEGE: VILLANOVA

BIRTH DATE: 03/26/1994

BIRTH PLACE: PHILADELPHIA

HIGHLIGHTS:

- Started career-high 32 games in 2018-19
- Assist-to-turnover ratio of 4.27 (269:63) in 2018-19 ranked 3rd in the NBA
- Led the Bulls in Win Shares in 2018-19 with 3.7 (basketball-reference.com)
- Selected the 2016 NCAA Tournament Most Outstanding Player, as he helped Villanova win the school's second NCAA hoops title

2018-19 (CHICAGO): Played in 81 games (32 starts) and averaged 6.7 ppg, 2.7 rpg, 3.3 apg and 0.80 spg in 24.2 mpg – all career highs ... shot .447 from the field, .373 from three and .873 from the free-throw line ... sank a career-high 7 FT vs. NYK (4/9) ... put up 14 points and 6 assists vs. LAL (3/12) ... led the bench with 12 points on 5-6 shooting at MEM (2/27) ... dished out a career-high 11 assists vs. MEM (2/13) ... scored 12 points with 4 rebounds, 6 assists and 3 steals at SAS (12/15) ... set or tied career highs in points (22), FGA (12), 3FGM (5) and steals (5) at MIL (11/28) ... eclipsed a career high vs. SAS (11/27) with 22 points while making a career-best 8 FG ... pulled down a career-high 8 rebounds to go along with 8 points and 3 assists at BOS (11/14) ... started his first career game vs. CLE on 11/10 and recorded 15 points on 6-8 shooting ... DNP-CD at DAL (10/22) ... dished out 8 assists in 28 minutes of action in the season opener at PHI (10/18) ... scored in double digits 24 times.

CAREER: In 105 games (32 starts) over two NBA seasons, has posted averages of 5.6 ppg, 2.3 rpg, 2.9 apg, and 0.74 spg in 21.6 mpg ... has shot .444 from the field, .363 from three and .870 from the free-throw line.

2017-18 (CHICAGO): Played in 24 games (no starts) for Chicago and averaged 2.0 ppg, 1.0 rpg, 1.5 apg and 0.54 spg in 12.7 mpg ... shot .415 from the field, .290 from long range and .833 from the free-throw line ... scored career-high 9 points on 4-of-5 shooting and had 4 assists at BKN (4/9) ... pulled down career-high 5 rebounds vs. BKN (4/7) ... handed out a career-high 6 assists and scored 5 points at BOS (4/6) ... had a career-best 3 FGM and tied career highs with 3 FGM (twice) and steals (twice) at ORL (3/30) ... recorded season-high 2 steals at POR (1/31) ... scored first NBA points on 1/20 at ATL (8) to go along with 4 assists ... appeared in 37 games (all starts) for the Windy City Bulls and averaged 13.8 ppg, 5.0 rpg, 8.6 apg and 1.81 spg in 39.5 mpg ... shot .457 from the field, .451 from three and .833 from the free-throw line.

2016-17 (AUSTIN SPURS): Appeared in 47 games (34 starts) for the G League affiliate of the San Antonio Spurs and averaged 6.5 ppg, 3.8 apg and 3.7 rpg in 27.5 minutes ... shot .472 from the floor, including .421 from deep and .814 from the stripe.



CAREER TRANSACTIONS: Signed to a multi-year contract with the San Antonio Spurs (07/14/16) ... waived by the Spurs (10/21/16) ... signed to a two-way contract with the Chicago Bulls (8/1/17) ... signed as a free agent with the Bulls (7/31/18) ... signed a multi-year contract with Chicago (7/11/19).

COLLEGE CAREER: Played four seasons at Villanova University, where he was named the NCAA Tournament Most Outstanding Player in the Wildcats' championship run in 2016 ... for his career with the Wildcats, he tallied 11.1 ppg, 3.7 apg, 2.3 rpg and 1.7 spg ... left campus with career shooting averages of .397 from the field, .358 from behind the arc and .800 from the line ... became the first player in program history to post 1,500 or more points (1,604) and 500 or more assists (535) ... appeared

in 144 career games and the Wildcats were 117-27 (.813) in that span. **2015-16:** Had the game-winning assist to Kris Jenkins in the 2016 NCAA Championship win over North Carolina. **2014-15:** Earned First-Team All-BIG EAST and Big East Co-Player of the Year honors ... was a two-time Second-Team All-BIG EAST selection (2013-14, 2015-16). **2012-13:** Selected to BIG EAST All-Rookie Team.

PERSONAL: Is one of six children of Patti and Joe Arcidiacono ... last name is pronounced "ar-chee-dee-ACK-uh-no" ... appeared in three preseason games with the Spurs in 2016 ... went undrafted in the 2016 NBA Draft ... attended Neshaminy High School in Langhorne, Pa., where he finished as the school's all-time leading scorer with 1,498 points.

CAREER REGULAR SEASON STATISTICS:

YEAR	TEAM	G	MIN	FG	FGA	PCT	3FG	3FGA	PCT	FT	FTA	PCT	OFF	DEF	TOT	A	PF	DQ	STL	TO	BLK	PTS	RPG	APG	PPG
17-18	CHI	24	304	17	41	.415	9	31	.290	5	6	.833	1	24	25	35	18	0	13	13	0	48	1.0	1.5	2.0
18-19	CHI	81	1961	187	418	.447	81	217	.373	89	102	.873	27	192	219	269	171	0	65	63	4	544	2.7	3.3	6.7
TOTALS		105	2265	204	459	.444	90	248	.363	94	108	.870	28	216	244	304	189	0	78	76	4	592	2.3	2.9	5.6

SEASON/CAREER/PLAYOFFS HIGHS:

	2018-19	CAREER	PLAYOFFS
PTS	22 two times	22 two times	N/A
MIN	40 vs. Miami (11/23/18)	40 vs. Miami (11/23/18)	N/A
FG	8 vs. San Antonio (11/26/18)	8 vs. San Antonio (11/26/18)	N/A
FGA	12 two times	12 two times	N/A
3FG	5 at Milwaukee (11/28/18)	5 at Milwaukee (11/28/18)	N/A
3FGA	9 at Milwaukee (11/28/18)	9 at Milwaukee (11/28/18)	N/A
FT	7 vs. New York (4/9/19)	7 vs. New York (4/9/19)	N/A
FTA	8 vs. New York (4/9/19)	8 vs. New York (4/9/19)	N/A
Off. Reb.	2 six times	2 six times	N/A
Def. Reb.	8 at Boston (11/14/18)	8 at Boston (11/14/18)	N/A
REB	8 at Boston (11/14/18)	8 at Boston (11/14/18)	N/A
AST	11 vs. Memphis (2/13/19)	11 vs. Memphis (2/13/19)	N/A
STL	5 at Milwaukee (11/28/18)	5 at Milwaukee (11/28/18)	N/A
BLK	1 four times	1 four times	N/A

2019/20 CHICAGO BULLS ROSTER

NO.	PLAYER	POS	HGT	WGT	BORN	PRIOR TO NBA/HOME COUNTRY	NBA EXP
0	Coby White	G	6-5	195	02/16/00	North Carolina/USA	R
2	Luke Kornet	F	7-1	250	07/15/95	Vanderbilt/USA	2
3	Shaquille Harrison	G	6-4	190	10/06/93	Tulsa/USA	2
6	Cristiano Felício	F/C	6-10	275	07/07/92	Flamengo/Brazil	4
8	Zach LaVine	G	6-5	200	03/10/95	UCLA/USA	5
12	Daniel Gafford	F	6-11	230	10/01/98	Arkansas/USA	R
15	Chandler Hutchison	F	6-7	210	04/26/96	Boise State/USA	1
20	Adam Mokoka*	G	6-5	215	07/18/98	KK Mega Bemax/France	R
21	Thaddeus Young	F	6-8	235	06/21/88	Georgia Tech/USA	12
22	Otto Porter Jr.	F	6-8	230	06/03/93	Georgetown/USA	6
24	Lauri Markkanen	F	7-0	240	05/22/97	Arizona/Finland	2
31	Tomas Satoransky	G	6-7	210	10/30/91	FC Barcelona/Czech Rep.	3
32	Kris Dunn	G	6-4	205	03/18/94	Providence/USA	3
34	Wendell Carter Jr.	C	6-10	270	04/16/99	Duke/USA	1
45	Denzel Valentine	G	6-6	220	11/16/93	Michigan State/USA	3
51	Ryan Arcidiacono	G	6-3	195	03/26/94	Villanova/USA	2

* Two-Way Player

HEAD COACH: Jim Boylen

ASSISTANT COACHES: Chris Fleming, Roy Rogers, Nate Loenser, Dean Cooper, Karen Umlauf

PLAYER DEVELOPMENT COACH: Shawn Respert

DIRECTOR OF PERFORMANCE HEALTH: Chip Schaefer

HEAD ATHLETIC TRAINER: Jeff Tanaka

ASSISTANT ATHLETIC TRAINER: Arnold Lee

HEAD STRENGTH & CONDITIONING COACH: Matt Johnson

ASSISTANT STRENGTH & CONDITIONING COACH: Geoff Puls

EQUIPMENT MANAGER: John Ligmanowski

ASSISTANT EQUIPMENT MANAGER: Steve Pankow

ASSISTANT TO THE HEAD COACH: Paul Miller

VIDEO COORDINATOR: Chris Kent




0 COBY WHITE

Position: Guard
Height: 6-5
Weight: 195



2 LUKE KORNET

Position: Forward
Height: 7-1
Weight: 250




3 SHAQUILLE HARRISON

Position: Guard
Height: 6-4
Weight: 190



6 CRISTIANO FELICIO

Position: Forward/Center
Height: 6-10
Weight: 275



8 ZACH LAVINE

Position: Guard
Height: 6-5
Weight: 200



12 DANIEL GAFORD

Position: Forward
Height: 6-11
Weight: 230




15 CHANDLER HUTCHISON

Position: Forward
Height: 6-7
Weight: 210



20 ADAM MOKOKA

Position: Guard
Height: 6-5
Weight: 215



21 THADDEUS YOUNG

Position: Forward
Height: 6-8
Weight: 235



22 OTTO PORTER JR.

Position: Forward
Height: 6-8
Weight: 230



24 LAURI MARKKANEN

Position: Forward
Height: 7-0
Weight: 240




31 THOMAS SATORANSKY

Position: Guard
Height: 6-7
Weight: 210



32 KRIS DUNN

Position: Guard
Height: 6-4
Weight: 205



34 WENDELL CARTER JR.

Position: Center
Height: 6-10
Weight: 270



45 DENZEL VALENTINE

Position: Guard
Height: 6-6
Weight: 220



51 RYAN ARCIDIACONO

Position: Guard
Height: 6-3
Weight: 195

The #1 card
among **mascots**
named Benny.



Official Bank of the Chicago Bulls

Get your BMO Harris Bulls Debit Mastercard® today.
Learn more at bmoharris.com/fancard

Accounts are subject to bank and credit approval. BMO Harris Bank N.A. Member FDIC

Card design and availability is subject to change without notice. Mastercard is a registered trademark and the circles design is a trademark of Mastercard International Incorporated. The Chicago Bulls identifications are the exclusive property of NBA Properties, Inc., and the Chicago Bulls. © 2019 NBA Properties, Inc. All rights reserved.

Our Brand Promise

With us, you never need to worry.

We back each and every vehicle after your purchase. All these services are included at no charge.

WORRY-FREE
GUARANTEE
WORRY-FREE



2 Free Oil Changes



5 Day/250 Mile Return/Exchange Policy



6 month/6,000 mile Warrenty Powertrain



150-Point Vehicle Inspection



\$500 Referral

Visit one of our locations:

Grossinger Kia

GrossingerKia.com

Grossinger Hyundai North

GrossingerHyundaiNorth.com

North City Honda

NorthCityHonda.com

Grossinger Toyota North

GrossingerToyotaNorth.com

City Toyota

GrossingerCityToyota.com

City Chevrolet Cadillac

GrossingerCityChevrolet.com

Grossinger Hyundai Palatine

GrossingerHyundaiPalatine.com

Grossinger Chevrolet Palatine

GrossingerChevrolet.com

Bloomington Auto Mall

GrossingerMotors.com



BUICK®

GMC.
WE ARE PROFESSIONAL GRADE

*For Value & Integrity,
It Has To Be*

HAGGERTY

AUTO GROUP

Check Out Our
WINNING LINE-UP
at
HaggertyGroup.com



**HAGGERTY
FORD**

330 E. ROOSEVELT ROAD
WEST CHICAGO, IL

630-231-3200

RTE. 59



**JERRY HAGGERTY
CHEVROLET**

300 W. ROOSEVELT ROAD
GLEN ELLYN, IL

630-469-8100

I-355



BUICK®
GMC.

**HAGGERTY
BUICK/GMC**

300 W. ROOSEVELT ROAD
VILLA PARK, IL

630-279-2000

RTE. 83

ROOSEVELT ROAD (RTE. 38)



★★★★
OPPONENTS



Office: 101 Marietta St., Suite 1900, Atlanta, GA 30303 **Phone:** (404) 878-3800
Home Court: State Farm Arena (16,888 – opened in 1999)
Principal Owner & Chair of Board of Directors/NBA Governor: Tony Ressler
Vice Chair of Board of Directors: Grant Hill
Alternate NBA Governor: Steven Price
CEO, Atlanta Hawks/State Farm Arena: Steve Koonin
President of Basketball Operations & General Manager: Travis Schlenk
Head Coach: Lloyd Pierce
Assistant Coaches: Melvin Hunt, Chris Jent, Greg Foster, Marlon Garnett, Matt Hill
Special Assistant to the Head Coach: Nate Babcock
Vice President of Athletic Performance and Sports Medicine: Chelsea Lane
Head Athletic Trainer: Scottie Parker
Head Strength & Conditioning Coach: Michael Irr
Senior Vice President of Public Relations: Garin Narain
Senior Director of Media Relations: Jon Steinberg
Manager of Media Relations: Jelani Downing
TV: FOX Sports Southeast – Bob Rathbun, Dominique Wilkins, Andre Aldridge
Radio: 92.9 The Game – Steve Holman, Mike Conti (pregame, halftime, postgame host)
Team Colors: Torch Red, Georgia Granite Gray, Volt Green
Division: Southeast

BULLS STREAKS:

Overall: 1-L
 Home: 2-L
 Road: 4-W

2019/20 MEETINGS:

11/06 @ Atlanta
 12/11 @ Chicago
 12/28 @ Chicago

CHICAGO VS. ATLANTA 2018-19 SERIES: 4 GAMES, 2-2

DATE	SITE	BULLS	HAWKS	BULLS HI-SCORER	HAWKS HI-SCORER	BULLS HI-REBOUND	HAWKS HI-REBOUND
10/27	ATL	97	85	LaVine-27	Prince-16	LaVine-11	Dedmon-13
01/23	CHI	101	121	LaVine-23	Collins-35	Hutchison/Portis-7	Len-10
03/01	ATL	188	161	LaVine-47	Young-49	Markkanen-17	Dedmon-12
03/03	CHI	118	123	Markkanen-19	Len-28	Markkanen-9	Dedmon-12
TOTALS	4	484	490				
AVERAGE		121.0	122.5				

BULLS ALL-TIME VS. HAWKS: 129-113 (.533)

SEASON	HOME	ROAD	NEUTRAL	SEASON	HOME	ROAD	NEUTRAL	SEASON	HOME	ROAD	NEUTRAL
	W-L	W-L	W-L		W-L	W-L	W-L		W-L	W-L	W-L
(St. Louis)				1982-83	1-2	0-3		2001-02	0-2	1-1	
1966-67	1-3	2-2	1-0	1983-84	2-1	0-3		2002-03	1-1	1-1	
1967-68	0-3	1-3	0-1	1984-85	1-2	2-1		2003-04	1-1	0-2	
				1985-86	1-2	0-3		2004-05	2-0	2-0	
(Atlanta)				1986-87	2-1	0-3		2005-06	1-0	2-0	
1968-69	1-3	0-3		1987-88	2-1	1-1		2006-07	2-0	2-0	
1969-70	1-1	0-3	1-1	1988-89	1-2	1-2		2007-08	2-0	0-2	
1970-71	3-0	1-1		1989-90	2-0	3-0		2008-09	0-2	0-1	
1971-72	2-0	3-0		1990-91	3-0	1-1		2009-10	1-1	0-2	
1972-73	1-1	1-1		1991-92	2-0	3-0		2010-11	1-0	1-1	
1973-74	2-0	1-1		1992-93	1-1	1-1		2011-12	2-0	1-1	
1974-75	2-0	2-0		1993-94	3-0	0-2		2012-13	1-0	1-1	
1975-76	1-1	1-1		1994-95	1-1	3-0		2013-14	2-0	2-0	
1976-77	2-0	0-2		1995-96	2-0	2-0		2014-15	1-1	0-1	
1977-78	2-0	0-1	1-0	1996-97	2-0	1-1		2015-16	0-2	0-2	
1978-79	1-1	0-2		1997-98	2-0	1-1		2016-17	1-1	0-2	
1979-80	1-0	0-1		1998-99	0-2	1-1		2017-18	1-0	2-0	
1980-81	2-1	2-1		1999-00	1-1	0-2		2018-19	0-2	2-0	
1981-82	2-1	1-1		2000-01	1-1	1-1		TOTALS	73-45	53-66	3-2

BIGGEST WIN/WORST LOSS:

	DATE	LOCATION	SCORE	MARGIN
Biggest Win (ATL)	01/14/13	Chicago	97-58	39
Worst Loss (ATL)	04/08/83	Atlanta	101-138	37
Biggest Win (STL)	11/06/66	Chicago	134-102	32
Worst Loss (STL)	10/20/67	Chicago	99-126	27

LAST WIN/LOSS:

	DATE	LOCATION	SCORE
Last Win:	03/01/19	Atlanta	168-161
Last Loss:	03/03/19	Chicago	118-123

2018/19 SEASON SERIES (2-2) CHICAGO BULLS VS. ATLANTA

PLAYER	G-S	MIN	FG-FBA	PCT	3FG-FBA	PCT	FT-FTA	PCT	OFF	DEF	TOT	AST	PF-DQ	STL	TO	BLK	PTS	AVG	HI
LaVine	4-4	152	35-78	.449	9-27	.333	30-38	.789	2	24	26	18	6-0	6	24	1	109	27.3	47
Markkanen	3-3	117	23-55	.418	9-23	.391	17-20	.850	3	29	32	6	4-0	3	4	2	72	24.0	31
Porter Jr. (TOT)	4-3	149	28-65	.431	10-29	.345	7-10	.700	9	21	30	13	10-0	3	11	2	73	18.3	31
Porter Jr. (CHI)	1-1	55	10-25	.400	7-13	.538	4-4	1.000	2	8	10	4	4-0	1	3	0	31	31.0	31
Parker	1-0	34	7-16	.438	3-6	.500	1-2	.500	2	6	8	3	1-0	1	3	2	18	18.0	18
Dunn	3-3	86	16-34	.471	6-12	.500	6-8	.750	2	7	9	15	11-1	4	5	3	44	14.7	16
Holiday	1-1	37	4-12	.333	4-10	.400	0-0	---	2	3	5	3	3-0	5	1	0	12	12.0	12
Lopez	3-3	82	15-20	.750	0-0	---	2-4	.500	8	12	20	5	9-0	1	5	5	32	10.7	16
Carter Jr.	1-1	22	4-9	.444	0-2	.000	2-2	1.000	2	8	10	1	1-0	1	1	2	10	10.0	10
Blakeney	3-0	39	13-22	.591	2-4	.500	0-0	---	0	4	4	1	4-0	0	3	0	28	9.3	17
Arcidiacono	4-0	109	13-25	.520	5-12	.417	5-5	1.000	1	11	12	12	16-0	4	2	2	36	9.0	13
Portis	1-0	33	3-12	.250	1-4	.250	2-2	1.000	2	5	7	2	4-0	0	1	0	9	9.0	9
Selden Jr. (TOT)	4-0	82	11-20	.550	1-9	.111	6-11	.545	1	7	8	6	7-0	3	6	0	29	7.3	11
Selden Jr. (CHI)	3-0	74	10-19	.526	1-9	.111	4-9	.444	0	7	7	6	6-0	3	4	0	25	8.3	11
Harrison	4-0	67	7-18	.389	0-4	.000	8-10	.800	2	9	11	10	6-0	2	0	3	22	5.5	13
Hutchinson	2-2	52	5-10	.500	0-1	.000	0-0	---	2	9	11	3	6-0	3	2	1	10	5.0	6
Felicio	4-0	51	5-8	.625	0-0	---	4-6	.667	3	10	13	5	4-0	1	4	1	14	3.5	10
Luwawu-Cabarrot(1)	2-1	33	4-8	.500	2-5	.400	0-0	---	1	5	6	1	3-0	1	2	0	10	5.0	6
Luwawu-Cabarrot(2)	2-1	33	4-8	.500	2-5	.400	0-0	---	1	5	6	1	3-0	1	2	0	10	5.0	6
Payne	1-1	18	0-2	.000	0-2	.000	2-2	1.000	1	1	2	5	4-0	1	1	0	2	2.0	2
BULLS	4	1060	174-373	.466	49-134	.366	87-112	.777	35	158	193	100	92-1	37	69	22	484	121.0	168
HAWKS	4	1060	175-386	.453	70-182	.385	70-97	.722	47	157	204	114	85-2	41	72	23	490	122.5	1612

2018/19 SEASON SERIES (2-2) ATLANTA HAWKS VS. CHICAGO

PLAYER	G-S	MIN	FG-FBA	PCT	3FG-FBA	PCT	FT-FTA	PCT	OFF	DEF	TOT	AST	PF-DQ	STL	TO	BLK	PTS	AVG	HI
Collins	1-1	29	14-16	.875	4-4	1.000	3-3	1.000	3	5	8	2	4-0	2	2	0	35	35.0	35
Young	4-4	137	27-66	.409	10-30	.333	21-25	.840	3	17	20	37	3-0	4	19	1	85	21.3	49
Len	4-2	102	24-46	.522	7-13	.538	15-24	.625	13	20	33	4	12-0	3	3	4	70	17.5	28
Prince	3-3	100	18-34	.529	8-18	.444	4-4	1.000	2	12	14	9	10-1	5	8	2	48	16.0	17
Dedmon	4-3	112	21-39	.538	3-14	.214	9-11	.818	9	35	44	9	10-1	4	5	9	54	13.5	14
Huerter	3-2	70	13-26	.500	7-15	.467	0-2	.000	2	7	9	5	3-0	4	0	0	33	11.0	15
Johnson	1-0	19	4-4	1.000	3-3	1.000	0-0	---	0	2	2	0	0-0	1	1	0	11	11.0	11
Carter	3-1	80	10-28	.357	8-20	.400	0-0	---	1	8	9	5	11-0	3	2	2	28	9.3	13
Lin	2-0	41	6-15	.400	2-6	.333	4-7	.571	0	6	6	7	3-0	0	5	0	18	9.0	15
Poythress	1-0	26	2-6	.333	2-3	.667	3-4	.750	1	4	5	3	3-0	1	0	1	9	9.0	9
Adams	2-0	38	6-13	.462	5-11	.455	0-0	---	1	6	7	6	2-0	0	3	0	17	8.5	14
Bazemore	3-2	89	8-27	.296	3-13	.231	3-6	.500	3	8	11	4	8-0	4	9	0	22	7.3	10
Bembry	4-1	115	11-32	.344	3-10	.300	1-2	.500	1	12	13	16	8-0	7	8	3	26	6.5	13
Spellman	3-1	53	6-19	.316	2-10	.200	5-6	.833	7	12	19	6	3-0	1	3	0	19	6.3	9
Hamilton	1-0	14	2-5	.400	2-4	.500	0-0	---	0	1	1	0	1-0	0	1	0	6	6.0	6
J. Anderson	3-0	33	3-9	.333	1-7	.143	2-3	.667	1	2	3	1	4-0	2	3	1	9	3.0	7
Dorsey	1-0	2	0-1	.000	0-1	.000	0-0	---	0	0	0	0	0-0	0	0	0	0	0.0	0
HAWKS	4	1060	175-386	.453	70-182	.385	70-97	.722	47	157	204	114	85-2	41	72	23	490	122.5	161
BULLS	4	1060	174-373	.466	49-134	.366	87-112	.777	35	158	193	100	92-1	37	69	22	484	121.0	168

BULLS VS. HAWKS IN OVERTIME:

DATE	LOCATION	SCORE	W-L	DATE	LOCATION	SCORE	W-L
11/06/69	Chicago	137-142	L	12/20/84 (TOT)	New Orleans	132-129	W
03/19/71	Atlanta	111-112	L	11/18/88	Chicago	115-112	W
12/07/72	Chicago	89-94	L	12/16/06	Atlanta	106-104	W
10/18/74	Chicago	120-115	W	12/09/09	Chicago	101-98	W
12/21/75	Atlanta	97-90	W	03/01/19 (4OT)	Atlanta	168-161	W
01/31/78	Chicago	106-103	W	TOTAL	13 GAMES	10-3 (.769)	
02/26/82	Atlanta	116-110	W				
12/21/82 (TOT)	Chicago	124-116	W				



Office: 226 Causeway St., Fourth Floor, Boston, MA 02114
Phone: (617) 854-8000
Home Court: TD Garden (18,624 – opened in 1995)
Managing Partner, Governor & Chief Executive Officer: Wyc Grousbeck
President: Rich Gotham
President of Basketball Operations: Danny Ainge
Head Coach: Brad Stevens
Assistant Coaches: Jay Larranaga, Jamie Young, Jerome Allen, Scott Morrison, Joe Mazzulla, Kara Lawson, Brandon Bailey
Athletic Trainer: Art Horne
Sr. Vice President of Communications: Christian Megliola
Vice President, Media Services/Alumni Relations: Jeff Twiss
Sr. Director of Public Relations: Heather Walker
Media Services Manager: Brian Olive
Assistant Communications Manager: Brandon Chinn
Radio: 98.5 The Sports Hub Broadcasters – Sean Grande, Cedric Maxwell
Television: NBC Sports Boston – Mike Gorman, Tom Heinsohn, Brian Scalabrine, Abby Chin
Team Colors: Green, Gold, Black, Brown, Beige and White
Division: Atlantic

BULLS STREAKS:

Overall: 1-W
 Home: 1-W
 Road: 7-L

2019/20 MEETINGS:

01/04 @ Chicago
 01/13 @ Boston
 03/15 @ Chicago
 04/15 @ Boston

CHICAGO VS. BOSTON 2018-19 SERIES: 3 GAMES, 1-2

DATE	SITE	BULLS	CELTICS	BULLS HI-SCORER	CELTICS HI-SCORER	BULLS HI-REBOUND	CELTICS HI-REBOUND
11/14/18	BOS	82	111	Harrison-16	Brown-18	LaVine-9	Baynes-11
12/08/18	CHI	77	133	Harrison-20	Brown-23	Felicio-7	Theis-10
02/23/19	CHI	126	116	LaVine-42	Irving-37	Markkanen-15	Morris/Smart-6
TOTALS	3	285	360				
AVERAGE		95.0	120.0				

BULLS ALL-TIME VS. CELTICS: 104-124 (.456)

SEASON	HOME W-L	ROAD W-L	NEUTRAL W-L	SEASON	HOME W-L	ROAD W-L	NEUTRAL W-L	SEASON	HOME W-L	ROAD W-L	NEUTRAL W-L
1966-67	1-3	0-2	0-3	1984-85	1-2	1-1	0-1	2002-03	1-1	1-1	
1967-68	2-2	0-3		1985-86	1-2	0-3		2003-04	1-1	1-0	
1968-69	1-2	0-2	1-0	1986-87	0-3	0-3		2004-05	1-1	1-1	
1969-70	3-0	0-2	0-1	1987-88	2-1	1-2		2005-06	2-0	2-0	
1970-71	1-2	0-2		1988-89	2-0	1-1		2006-07	2-0	1-0	
1971-72	1-1	1-2		1989-90	1-1	1-1		2007-08	0-2	0-2	
1972-73	0-2	1-1		1990-91	1-1	1-1		2008-09	1-0	0-2	
1973-74	2-0	0-2		1991-92	2-0	1-1		2009-10	1-1	1-1	
1974-75	0-2	1-1		1992-93	2-0	1-1		2010-11	2-0	0-2	
1975-76	1-1	1-1		1993-94	0-2	2-0		2011-12	2-0	1-1	
1976-77	2-0	0-1	0-1	1994-95	2-0	2-0		2012-13	1-1	1-1	
1977-78	2-0	1-1		1995-96	2-0	1-0		2013-14	2-0	1-0	
1978-79	1-0	1-1		1996-97	2-0	2-0		2014-15	1-1	2-0	
1979-80	0-1	0-1		1997-98	2-0	1-1		2015-16	1-0	0-2	
1980-81	1-2	0-3		1998-99	0-1	1-1		2016-17	2-0	0-2	
1981-82	1-2	1-2		1999-00	2-0	0-2		2017-18	1-1	0-2	
1982-83	1-1	1-2		2000-01	0-1	1-1		2018-19	1-1	0-1	
1983-84	0-3	0-2		2001-02	2-0	0-2		TOTALS	66-48	37-70	1-6

BIGGEST WIN/WORST LOSS:

	DATE	LOCATION	SCORE	MARGIN
Biggest Win	03/11/92	Chicago	119-85	34
Worst Loss	12/08/18	Chicago	77-133	56

LAST WIN/LOSS:

	DATE	LOCATION	SCORE
Last Win:	02/23/19	Chicago	126-116
Last Loss:	12/08/18	Chicago	77-133

2018/19 SEASON SERIES (1-2) CHICAGO BULLS VS. BOSTON

PLAYER	G-GS	MIN	FG-FGA	PCT	3FG-FGA	PCT	FT-FTA	PCT	OFF	DEF	TOT	AST	PF-DQ	STL	TO	BLK	PTS	AVG	HI
Markkanen	2-2	55	15-30	.500	5-13	.385	8-9	.889	3	16	19	3	2-0	1	2	0	43	21.5	35
LaVine	3-3	89	24-46	.522	5-14	.357	10-10	1.000	4	14	18	10	8-0	1	11	0	63	21.0	42
Harrison	3-0	71	18-26	.615	3-5	.600	3-4	.750	0	9	9	4	3-0	6	1	2	38	12.7	20
Parker	2-1	53	9-20	.450	2-4	.500	2-2	1.000	0	8	8	5	3-0	0	6	1	22	11.0	14
Selden Jr. (TOT)	2-0	32	5-10	.500	1-4	.250	4-4	1.000	2	6	8	3	3-0	0	3	1	15	7.5	9
Selden Jr. (CHI)	1-0	26	3-6	.500	1-3	.333	2-2	1.000	1	5	6	2	2-0	0	3	1	9	9.0	9
Carter Jr.	2-2	40	6-15	.400	0-1	.000	2-3	.667	3	8	11	0	2-0	0	3	1	14	7.0	11
Lopez	3-1	53	8-16	.500	0-1	.000	5-5	1.000	5	5	10	4	6-0	0	5	1	21	7.0	17
Payne	2-0	33	6-12	.500	0-2	.000	0-0	---	0	4	4	3	1-0	1	4	0	12	6.0	10
Blakeney	2-0	37	4-19	.211	1-4	.250	2-2	1.000	0	1	1	2	4-0	0	5	1	11	5.5	7
Holliday	2-2	52	4-20	.200	3-14	.214	0-0	---	1	1	2	4	5-0	2	1	0	11	5.5	6
Arcidiacono	3-2	78	5-10	.500	4-8	.500	2-2	1.000	2	13	15	10	7-0	2	3	0	16	5.3	8
Felicio	3-0	41	7-12	.583	0-0	---	2-3	.667	5	12	17	0	2-0	1	1	0	16	5.3	6
Dunn	1-1	25	2-7	.286	0-2	.000	0-0	---	1	0	1	5	3-0	0	1	0	4	4.0	4
Luwawu-Cabarot (T)	1-0	11	1-4	.250	1-2	.500	0-0	---	0	0	0	0	2-0	0	0	0	3	3.0	3
Luwawu-Cabarot (C)	1-0	11	1-4	.250	1-2	.500	0-0	---	0	0	0	0	2-0	0	0	0	3	3.0	3
Hutchinson	2-0	43	1-6	.167	0-2	.000	0-2	.000	0	9	9	3	3-0	1	3	0	2	1.0	2
Porter Jr. (TOT)	1-1	14	0-4	.000	0-2	.000	0-0	---	1	2	3	3	2-0	0	1	0	0	0.0	0
Porter Jr. (CHI)	1-1	14	0-4	.000	0-2	.000	0-0	---	1	2	3	3	2-0	0	1	0	0	0.0	0
BULLS	3	720	111-253	.439	25-77	.325	38-44	.864	26	107	133	58	55-0	15	52	7	285	95.0	126
CELTICS	3	720	137-275	.498	47-106	.443	39-50	.780	27	110	137	87	44-0	28	28	16	360	120.0	133

2018/19 SEASON SERIES (2-1) BOSTON CELTICS VS. CHICAGO

PLAYER	G-GS	MIN	FG-FGA	PCT	3FG-FGA	PCT	FT-FTA	PCT	OFF	DEF	TOT	AST	PF-DQ	STL	TO	BLK	PTS	AVG	HI
Irving	3-3	91	25-42	.595	6-12	.500	11-12	.917	3	12	15	22	8-0	3	4	1	67	22.3	37
Brown	3-1	76	21-37	.568	7-12	.583	6-8	.750	1	13	14	6	5-0	5	4	0	55	18.3	29
Tatum	3-3	79	17-32	.531	9-13	.692	1-1	1.000	3	7	10	3	4-0	2	5	1	44	14.7	18
Horford	2-2	50	13-21	.619	3-5	.600	0-0	---	0	10	10	6	1-0	1	1	3	29	14.5	19
Morris	2-2	54	8-20	.400	3-9	.333	5-6	.833	3	12	15	3	3-0	2	1	0	24	12.0	12
Theis	3-1	59	12-19	.632	2-4	.500	6-9	.667	4	11	15	7	7-0	2	2	7	32	10.7	22
Rozier	3-0	71	12-35	.343	4-17	.235	2-2	1.000	1	14	15	5	3-0	4	1	0	30	10.0	15
Baynes	1-0	19	3-9	.333	2-5	.400	1-1	1.000	2	9	11	3	1-0	1	0	2	9	9.0	9
Ojeleye	2-0	36	7-11	.636	3-6	.500	0-0	---	2	4	6	1	2-0	0	2	0	17	8.5	13
Hayward	3-1	78	8-27	.296	3-11	.273	2-3	.667	4	7	11	13	2-0	3	3	2	21	7.0	11
Smart	3-2	69	7-14	.500	4-9	.444	2-4	.500	2	8	10	10	5-0	4	3	0	20	6.7	8
Wanamaker	2-0	16	3-5	.600	1-2	.500	0-0	---	0	2	2	4	0-0	0	1	0	7	3.5	4
Yabusele	2-0	21	1-3	.333	0-1	.000	3-4	.750	2	1	3	4	3-0	1	0	0	5	2.5	3
CELTICS	3	720	137-275	.498	47-106	.443	39-50	.780	27	110	137	87	44-0	28	28	16	360	120.0	133
BULLS	3	720	111-253	.439	25-77	.325	38-44	.864	26	107	133	58	55-0	15	52	7	285	95.0	126

BULLS VS. CELTICS IN OVERTIME:

DATE	LOCATION	SCORE	W-L
12/06/69	Chicago	116-114	W
03/11/75	Chicago	115-121	L
12/03/76	Boston	109-115	L
01/09/81	Boston	111-117	L
03/31/91 (2OT)	Boston	132-135	L
04/22/94 (2OT)	Chicago	104-94	W
03/21/99	Boston	95-92	W
11/05/10	Boston	110-105	L
01/18/13	Boston	100-99	W
01/03/15	Chicago	109-104	W
TOTALS	10 GAMES		5-5 (.455)



BROOKLYN

Office: 168 39th St., 7th Floor, Brooklyn, NY 11232 **Phone:** (718) 933-3000
Home Court: Barclays Center (17,732) – opened in 2012
Governor: Joe Tsai
Alternate Governor: Oliver Weisberg
Alternate Governor & Chief Executive Officer: David Levy
General Manager: Sean Marks
Assistant General Managers: Jeff Peterson, Andy Birdsong
Head Coach: Kenny Atkinson
Assistant Coaches: Jacque Vaughn, Bret Brielmaier, Adam Harrington, Jordan Ott, Travon Bryant
Player Development Coach: Tiago Splitter
Head Athletic Trainer/Physical Therapist: Sebastien Poirier
Head Strength & Conditioning Coach: Dan Liburd
Senior Director of Public Relations: Aaron Harris
Senior Manager of Public Relations: Eli Pearlstein
Senior Manager of Public Relations: Mitch Heckart
Public Relations Coordinator: Megan Walsh
Radio: WFAN (660 AM/101.9 FM) – Chris Carrino, Tim Capstraw
Television: YES Network – Ian Eagle, Ryan Ruocco, Sarah Kustok, Richard Jefferson, Michael Grady
Team Colors: Black and White
Division: Atlantic

BULLS STREAKS:

Overall: 1-W
 Home: 3-L
 Road: 1-W

2019/20 MEETINGS:

11/16 @ Chicago
 01/31 @ Brooklyn
 03/08 @ Brooklyn
 04/11 @ Chicago

CHICAGO VS. BROOKLYN 2018-19 SERIES: 4 GAMES, 1-3

DATE	SITE	BULLS	NETS	BULLS HI-SCORER	NETS HI-SCORER	BULLS HI-REBOUND	NETS HI-REBOUND
12/19/18	CHI	93	96	Dunn-24	Dirwiddle-27	Portis-11	Allen-12
01/06/19	CHI	100	117	LaVine-27	Russell-28	Carter Jr./Harrison-8	Davis-13
01/29/19	BKN	117	122	LaVine-26	Russell-30	Markkanen-19	Allen-8
02/08/19	BKN	125	106	Markkanen-31	Russell-23	Markkanen-18	Allen-10
TOTALS	4	435	441				
AVERAGE		108.8	110.3				

BULLS ALL-TIME VS. NETS: 93-77 (.547)

SEASON	HOME W-L	ROAD W-L	NEUTRAL W-L	SEASON	HOME W-L	ROAD W-L	NEUTRAL W-L	SEASON	HOME W-L	ROAD W-L	NEUTRAL W-L
(New York)				1991-92	2-0	2-0		2009-10	1-1	0-1	
1976-77	2-0	0-1		1992-93	2-0	2-0		2010-11	2-0	1-1	
				1993-94	2-0	1-1		2011-12	1-1	1-0	
(New Jersey)				1994-95	1-1	1-1					
1977-78	1-0	0-2		1995-96	1-0	2-0		(Brooklyn)			
1978-79	1-1	1-1		1996-97	2-0	1-1		2012-13	2-0	1-1	
1979-80	1-0	0-1		1997-98	2-0	2-0		2013-14	1-0	1-1	
1980-81	2-1	1-1		1998-99	2-0	0-1		2014-15	1-1	2-0	
1981-82	1-2	1-2		1999-00	2-0	0-1		2015-16	1-1	1-0	
1982-83	2-1	0-3		2000-01	1-1	1-1		2016-17	2-0	1-1	
1983-84	1-2	1-2		2001-02	0-2	0-2		2017-18	0-1	0-2	
1984-85	2-1	0-3		2002-03	2-0	0-2		2018-19	0-2	1-1	
1985-86	1-1	1-2		2003-04	0-1	0-2		TOTALS	62-24	31-53	
1986-87	3-0	0-2		2004-05	0-2	0-2					
1987-88	3-0	2-1		2005-06	2-0	0-1					
1988-89	2-0	0-2		2006-07	1-1	0-2					
1989-90	2-0	1-1		2007-08	1-0	0-2					
1990-91	2-0	1-1		2008-09	2-0	1-1					

BIGGEST WIN/WORST LOSS:

	DATE	LOCATION	SCORE	MARGIN
Biggest Win (NJ)	01/04/92	Chicago	140-96	44
Worst Loss (NJ)	02/23/83	New Jersey	86-119	33
Biggest Win (BKN)	04/12/17	Chicago	112-73	39
Worst Loss (BKN)	04/07/18	Chicago	96-124	28

LAST WIN/LOSS:

	DATE	LOCATION	SCORE
Last Win:	02/08/19	Brooklyn	125-106
Last Loss:	01/29/19	Brooklyn	117-122

2018/19 SEASON SERIES (1-3) CHICAGO BULLS VS. BROOKLYN

PLAYER	G-BS	MIN	FG-FBA	PCT	3FG-FBA	PCT	FT-FTA	PCT	OFF	DEF	TOT	AST	PF-DQ	STL	TO	BLK	PTS	AVG	HI
Anthony (TOT)	1-0	31	9-12	.750	6-9	.667	4-6	.667	0	4	4	0	5-0	0	1	1	28	28.0	28
LaVine	3-3	108	32-54	.593	4-8	.500	11-14	.786	3	6	9	12	4-0	4	5	1	79	26.3	27
Parker	1-0	23	10-15	.667	1-3	.333	1-2	.500	2	7	9	3	5-0	2	1	2	22	22.0	22
Markkanen	4-4	136	25-50	.500	10-20	.500	11-15	.733	2	47	49	3	9-0	1	5	4	71	17.8	31
Dunn	4-4	129	30-57	.526	4-13	.308	5-7	.714	0	16	16	22	15-0	4	15	3	69	17.3	24
Portis	3-0	67	17-37	.459	3-7	.429	8-10	.800	7	14	21	2	7-0	2	2	1	45	15.0	17
Porter Jr. (TOT)	3-3	100	13-26	.500	4-11	.364	3-4	.750	2	19	21	5	6-0	4	4	0	33	11.0	18
Porter Jr. (CHI)	1-1	34	7-9	.778	4-5	.800	0-0	—	1	3	4	1	2-0	0	2	0	18	18.0	18
Luwawu-Cabarrot (T)	1-0	14	2-7	.286	1-5	.200	3-3	1.000	0	4	4	0	2-0	1	0	0	8	8.0	8
Luwawu-Cabarrot (B)	1-0	14	2-7	.286	1-5	.200	3-3	1.000	0	4	4	0	2-0	1	0	0	8	8.0	8
Carter Jr.	2-2	46	6-15	.400	0-2	.000	3-4	.750	3	10	13	3	8-0	2	1	2	15	7.5	9
Lopez	4-2	66	11-22	.500	0-1	.000	2-4	.500	5	7	12	3	8-0	2	4	1	24	6.0	12
Selden Jr. (TOT)	3-1	57	7-14	.500	3-6	.500	1-2	.500	0	4	4	5	4-0	0	4	0	18	6.0	11
Selden Jr. (CHI)	3-1	57	7-14	.500	3-6	.500	1-2	.500	0	4	4	5	4-0	0	4	0	18	6.0	11
Harrison	4-0	81	9-23	.391	2-7	.286	1-1	1.000	3	11	14	9	10-0	4	5	3	21	5.3	13
Brooks (TOT)	1-0	11	2-6	.333	1-3	.333	0-0	—	0	0	0	0	3-0	0	0	0	5	5.0	5
Holiday	1-1	35	2-10	.200	1-5	.200	0-0	—	0	3	3	3	3-0	1	2	2	5	5.0	5
Hutchinson	2-1	29	5-13	.385	0-1	.000	0-0	—	3	4	7	1	0-0	0	1	0	10	5.0	8
Ardicic	4-1	77	6-16	.375	3-8	.375	2-2	1.000	1	8	9	13	5-0	1	4	0	17	4.3	10
Payne	1-0	20	2-6	.333	0-1	.000	0-0	—	0	1	1	3	0-0	0	1	0	4	4.0	4
Felicio	2-0	18	2-5	.400	0-0	—	3-4	.750	2	3	5	1	2-0	0	1	1	7	3.5	5
Blakeley	3-0	20	1-5	.200	0-1	.000	0-0	—	1	2	3	1	3-0	0	0	2	2	0.7	2
Sampson	1-0	1	0-0	—	0-0	—	0-0	—	0	0	0	0	0-0	0	0	0	0.0	0.0	0
BULLS	4	960	174-358	.486	36-93	.387	51-68	.750	33	150	183	85	87-0	24	59	22	435	108.8	125
NETS	4	960	157-345	.455	47-147	.320	80-103	.777	26	133	159	103	72-0	29	45	8	441	110.3	122

2018/19 SEASON SERIES (3-1) BROOKLYN NETS VS. CHICAGO

PLAYER	G-BS	MIN	FG-FBA	PCT	3FG-FBA	PCT	FT-FTA	PCT	OFF	DEF	TOT	AST	PF-DQ	STL	TO	BLK	PTS	AVG	HI
Russell	4-4	132	34-76	.447	10-36	.278	16-18	.889	1	11	12	21	6-0	6	7	0	94	23.5	30
Crabbe	1-0	21	7-12	.583	5-9	.556	0-0	—	0	1	1	0	3-0	1	0	0	19	19.0	19
Dinwiddie	2-0	58	11-21	.524	4-10	.400	8-9	.889	1	5	6	8	4-0	3	5	0	34	17.0	27
Allen	4-4	113	19-32	.594	0-0	—	16-20	.800	4	32	36	6	7-0	0	3	4	54	13.5	19
Harris	4-4	112	17-38	.447	8-23	.348	7-7	1.000	1	13	14	16	11-0	1	9	0	49	12.3	19
LeVert	1-0	15	5-11	.455	0-3	.000	1-2	.500	0	2	2	4	1-0	5	0	0	11	11.0	11
Napier	4-0	74	14-37	.378	8-23	.348	6-10	.600	1	6	7	11	6-0	4	4	0	42	10.5	24
Hollis-Jefferson	3-1	65	11-27	.407	1-2	.500	8-12	.667	4	9	13	7	3-0	0	4	0	31	10.3	18
Carroll	4-0	103	15-33	.455	4-15	.267	7-11	.636	7	7	14	11	9-0	4	5	1	41	10.3	20
Dudley	2-1	40	5-7	.714	2-4	.500	3-4	.750	0	4	4	6	3-0	1	0	0	15	7.5	10
Kurucs	4-4	87	8-25	.320	3-13	.231	4-4	1.000	4	12	16	1	6-0	3	1	1	23	5.8	8
Davis	4-0	71	8-11	.727	0-0	—	3-4	.750	3	28	31	6	8-0	1	3	1	19	4.8	7
Graham	3-2	68	3-15	.200	2-9	.222	1-2	.500	0	3	3	6	5-0	0	0	1	9	3.0	6
NETS	4	960	157-345	.455	47-147	.320	80-103	.777	26	133	159	103	72-0	29	45	8	441	110.3	122
BULLS	4	960	174-358	.486	36-93	.387	51-68	.750	33	150	183	85	87-0	24	59	22	435	108.8	125

BULLS VS. NETS IN OVERTIME:

DATE	LOCATION	SCORE	W-L
02/11/81	New Jersey	133-135	L
12/16/81	New Jersey	98-97	W
02/08/84	New Jersey	114-110	W
02/25/90	New Jersey	107-106	W
01/23/98	New Jersey	100-98	W
11/05/04 (TOT)	Chicago	106-111	L
10/31/07	New Jersey	103-112	L
02/20/08	New Jersey	102-110	L
04/09/10 (TOT)	New Jersey	127-116	L
TOTALS	9 GAMES	4-5 (.444)	



Office: 333 E. Trade Street, Charlotte, NC 28202
Phone: (704) 688-8600
Home Court: Spectrum Center (19,077 – opened in 2005)
Chairman: Michael Jordan
Managing Partner: Curtis Polk
President, Vice Chairman & Alternate Governor: Fred Whitfield
President of Basketball Operations & GM: Mitch Kupchak
Assistant General Manager: Buzz Peterson
Head Coach: James Borrego
Assistant Coaches: Jay Triano, Chad Iske, Jay Hernandez, Ronald Nored, Dutch Gaitley, Nate Mitchell
Director of Healthcare & Sports Performance/Head Athletic Trainer: Joe Sharpe
Associate Head Athletic Trainer: Quinton Sawyer
Communications: Mike Cristaldi, Josh Rosen, Brian Travis, Natalie Breneman
Team Colors: Purple, Teal, Black, Cool Gray and Light Blue
Radio: WFNZ – John Focke, Matt Carroll
Television: FOX Sports Southeast – Eric Collins, Dell Curry, Ashley ShahAhmadi
Division: Southeast

BULLS STREAKS:

Overall: 2-L
Home: 4-W
Road: 3-L

2019/20 MEETINGS:

10/23 @ Charlotte
11/23 @ Charlotte
12/13 @ Chicago
02/20 @ Chicago

CHICAGO VS. CHARLOTTE 2018-19 SERIES: 3 GAMES, 1-2

DATE	SITE	BULLS	HORNETS	BULLS HI-SCORER	HORNETS HI-SCORER	BULLS HI-REBOUND	HORNETS HI-REBOUND
10/24	CHI	112	110	LaVine-32	Walker-23	Parker-9	Williams-8
10/26	CHA	106	135	LaVine-20	Walker-30	Hutchison/Felicio-7	Batum-8
02/02	CHA	118	125	Portis-33	Walker-37	Markkanen/Portis-9	Lamb-9
TOTALS	3	336	370				
AVERAGE		112.0	123.3				

BULLS ALL-TIME VS. HORNETS: 34-20 (.630)

SEASON	HOME W-L	ROAD W-L	NEUTRAL W-L	SEASON	HOME W-L	ROAD W-L	NEUTRAL W-L
1988-89	2-0	2-1		2006-07	2-0	0-1	
1989-90	1-0	1-0		2007-08	1-1	2-0	
1990-91	2-0	3-0		2008-09	1-0	0-2	
1991-92	2-0	2-0		2009-10	2-0	1-1	
1992-93	2-1	1-1		2010-11	1-1	1-1	
1993-94	2-0	2-1		2011-12	1-0	2-0	
1994-95	2-0	0-2		2012-13	1-1	1-0	
1995-96	1-1	2-0		2013-14	2-0	1-1	
1996-97	2-0	2-0		(Hornets)			
1997-98	2-0	1-1		2014-15	1-1	1-1	
1998-99	1-0	0-2		2015-16	1-1	0-2	
1999-00	0-2	0-2		2016-17	1-0	1-1	
2000-01	1-1	0-2		2017-18	2-0	1-1	
2001-02	0-2	0-2		2018-19	1-0	0-2	
(Bobcats)				TOTALS	20-6	14-14	0-0
2004-05	2-0	2-0					
2005-06	1-1	1-1					

BIGGEST WIN/WORST LOSS:

	DATE	LOCATION	SCORE	MARGIN
Biggest Win	12/23/06	Chicago	115-76	39
Worst Loss	03/24/99	Charlotte	81-110	29

LAST WIN/LOSS:

	DATE	LOCATION	SCORE
Last Win:	10/24/18	Chicago	112-110
Last Loss:	02/02/19	Charlotte	118-125

2018/19 SEASON SERIES (1-2) CHICAGO BULLS VS. CHARLOTTE

PLAYER	G-BS	MIN	FG-FBA	PCT	3FG-FBA	PCT	FT-FTA	PCT	OFF	DEF	TOT	AST	PF-DQ	STL	TO	BLK	PTS	AVG	H
Markkanen	1-1	33	8-13	.615	1-5	.200	13-13	1.000	2	7	9	1	5-0	0	2	0	30	30.0	30
LaVine	3-3	93	23-50	.460	6-15	.400	18-21	.857	1	11	12	12	8-0	0	6	0	70	23.3	32
Portis	2-1	54	15-28	.536	4-9	.444	3-3	1.000	3	13	16	1	7-0	2	2	1	37	18.5	33
Payne	2-2	54	13-23	.565	9-15	.600	1-1	1.000	3	3	6	7	4-0	3	4	1	36	18.0	21
Parker	2-0	56	10-21	.476	2-7	.286	8-8	1.000	2	9	11	5	1-0	2	6	1	30	15.0	19
Harrison	2-0	31	7-14	.500	3-4	.750	3-3	1.000	2	2	4	6	3-0	2	2	0	20	10.0	10
Blakeley	2-0	31	6-12	.500	2-6	.333	3-5	.600	0	2	2	1	3-0	0	0	2	17	8.5	13
Felicio	3-0	58	8-12	.667	0-0	—	6-8	.750	4	10	14	1	3-0	2	2	0	22	7.3	9
Dunn	1-1	32	3-11	.273	1-2	.500	0-0	—	1	4	5	4	4-0	0	1	1	7	7.0	7
Lopez	1-1	17	2-3	.667	0-0	—	3-3	1.000	2	3	5	1	1-0	0	0	1	7	7.0	7
Selden Jr. (TOT)	1-1	35	3-8	.375	1-3	.333	0-0	—	1	1	2	1	1-0	0	4	0	7	7.0	7
Selden Jr. (CHI)	1-1	35	3-8	.375	1-3	.333	0-0	—	1	1	2	1	1-0	0	4	0	7	7.0	7
Arcidiacono	3-0	59	5-9	.556	3-7	.429	7-7	1.000	1	2	3	12	8-0	0	4	0	20	6.7	10
Carter Jr.	2-2	48	4-12	.333	1-1	1.000	4-8	.500	3	8	11	3	6-0	0	3	5	13	6.5	7
Holiday	2-2	67	5-16	.313	2-11	.182	0-0	—	0	9	9	4	5-0	2	0	2	12	6.0	7
Hutchison	2-1	41	4-9	.444	0-2	.000	0-2	.000	0	8	8	2	1-0	0	1	0	8	4.0	8
Luwawu-Cabarot	1-0	7	0-1	.000	0-1	.000	0-0	—	0	0	0	0	2-0	0	1	0	0	0.0	0
Sampson	1-0	13	0-2	.000	0-2	.000	0-0	—	0	1	1	1	0-0	0	0	0	0	0.0	0
BULLS	3	720	116-243	.477	35-89	.393	69-82	.841	25	93	118	62	60-0	13	38	14	336	112.0	118
BOBCATS	3	720	133-260	.512	38-99	.384	66-74	.892	28	94	122	78	59-1	21	27	17	370	123.3	135

2018/19 SEASON SERIES (1-2) CHARLOTTE HORNETS VS. CHICAGO

PLAYER	G-BS	MIN	FG-FBA	PCT	3FG-FBA	PCT	FT-FTA	PCT	OFF	DEF	TOT	AST	PF-DQ	STL	TO	BLK	PTS	AVG	H
Walker	3-3	98	26-55	.473	12-28	.429	26-28	.929	2	13	15	23	8-0	2	3	1	90	30.0	37
Zeller	2-2	42	11-17	.647	0-0	---	6-6	1.000	5	7	12	3	1-0	0	1	1	28	14.0	14
Batum	3-3	99	16-30	.533	7-16	.438	0-1	.000	3	13	16	10	7-0	4	4	2	39	13.0	16
Monk	3-0	68	12-27	.444	4-14	.286	9-9	1.000	0	7	7	10	7-0	2	7	1	37	12.3	18
Lamb	3-3	78	13-27	.481	5-11	.455	4-4	1.000	3	13	16	7	4-0	3	2	1	35	11.7	13
Bridges	3-0	65	14-21	.667	3-8	.375	2-3	.667	2	6	8	3	3-0	3	1	1	33	11.0	15
Kidd-Gilchrist	3-0	58	11-18	.611	2-3	.667	5-6	.833	5	6	11	5	12-1	1	0	1	29	9.7	15
Parker	3-0	49	12-22	.545	1-3	.333	3-3	1.000	1	3	4	12	3-0	1	2	0	28	9.3	18
Williams	3-3	86	11-27	.407	3-12	.250	3-4	.750	5	12	17	3	5-0	4	0	4	28	9.3	13
Bacon	1-0	12	2-3	.667	1-2	.500	2-2	1.000	0	2	2	1	0-0	1	0	0	7	7.0	7
Biyombo	2-1	31	3-5	.600	0-0	---	1-2	.500	1	5	6	0	6-0	2	5	7	3.5	5	
Hernangomez	3-0	28	2-6	.333	0-1	.000	5-6	.833	1	7	8	0	3-0	0	0	0	9	3.0	7
Kaminsky	1-0	4	0-2	.000	0-1	.000	0-0	---	0	0	0	1	0-0	0	0	0	0	0.0	0
HORNETS	3	720	133-260	.512	38-99	.384	66-74	.892	28	94	122	78	59-1	21	27	17	370	123.3	135
BULLS	3	720	116-243	.477	35-89	.393	69-82	.841	25	93	118	62	60-0	13	38	14	336	112.0	118

BULLS VS. HORNETS IN OVERTIME:

DATE	LOCATION	SCORE	W-L
11/05/93	Charlotte	124-123	W
01/09/01 (3OT)	Charlotte	95-102	L
03/23/01	Chicago	93-90	W
11/02/05	Chicago	109-105	W
12/16/08	Charlotte	101-110	L
04/16/14	Charlotte	86-91	L
12/08/17	Charlotte	119-111	W
TOTALS	7 GAMES		4-3 (.571)



Office: One Center Court, Cleveland, OH 44115
Home Court: Rocket Mortgage FieldHouse (19,432 – opened 1994)
Chairman: Dan Gilbert
General Manager: Koby Altman
Assistant General Manager: Mike Gansey
Basketball Chief of Staff/Team Counsel: Jason Hillman
Senior Director, Basketball Operations: Brock Aller
Director, Basketball Administration: Andrae Patterson
Senior Basketball Advisor: Bernie Bickerstaff
Head Coach: John Beilein
Associate Head Coach: J.B. Bickerstaff
Assistant Coaches: Antonio Lang, Dan Geriot, Lindsay Gottlieb
Director of Player Development/Assistant Coach: Mike Gerrity
Assistant Coach/Player Development: J.J. Outlaw
Head Athletic Trainer: Steve Spiro
Basketball Communications Senior Manager: Jeff Schaefer
Basketball Communications Manager: Cherome Owens
Basketball Communications Coordinator: Alyssa Dombrowski
EVP & Chief Communications Officer: Tad Carper
Radio: WTAM (1100 AM) – Tim Alcorn, Jim Chones, Mike Snyder
Spanish Radio: LA MEGA (87.7 FM) – Rafael Hernández Brito
Television: FOX Sports Ohio – John Michael, Austin Carr, Angel Gray
Team Colors: Wine and Gold
Division: Central

BULLS STREAKS:

Overall: 1-L
 Home: 1-L
 Road: 2-W

2019/20 MEETINGS:

10/30 @ Cleveland
 01/18 @ Chicago
 01/25 @ Cleveland
 03/10 @ Chicago

CHICAGO VS. CLEVELAND 2018-19 SERIES: 4 GAMES, 3-1

DATE	SITE	BULLS	CAVS	BULLS HI-SCORER	CAVS HI-SCORER	BULLS HI-REBOUND	CAVS HI-REBOUND
11/10	CHI	99	98	LaVine-24	Thompson-22	LaVine-8	Nance Jr.-14
12/23	CLE	112	92	Markkanen-31	Nance Jr.-20	Dunn-8	Osmán-7
01/21	CLE	104	88	LaVine-25	Sexton-18	Hutchison/Lopez-9	Zizic-9
01/27	CHI	101	104	Markkanen-21	Burks/Clarkson-18	Markkanen-15	Zizic-14
TOTALS	4	416	382				
AVERAGE		104.0	95.5				

BULLS ALL-TIME VS. CAVALIERS: 125-90 (.581)

SEASON	HOME W-L	ROAD W-L	NEUTRAL W-L	SEASON	HOME W-L	ROAD W-L	NEUTRAL W-L	SEASON	HOME W-L	ROAD W-L	NEUTRAL W-L
1970-71	2-0	2-0		1986-87	3-0	2-1		2002-03	2-0	1-1	
1971-72	2-0	2-0		1987-88	2-1	1-2		2003-04	1-1	1-1	
1972-73	2-0	1-1		1988-89	0-3	0-3		2004-05	2-0	0-2	
1973-74	2-0	2-0		1989-90	3-0	2-0		2005-06	0-2	0-2	
1974-75	1-1	1-1		1990-91	2-0	3-0		2006-07	1-1	1-1	
1975-76	0-2	0-2		1991-92	2-1	1-1		2007-08	2-0	1-1	
1976-77	2-0	1-1		1992-93	1-1	1-2		2008-09	1-1	0-2	
1977-78	2-0	1-1		1993-94	1-1	0-2		2009-10	1-1	1-1	
1978-79	1-1	0-2		1994-95	2-1	0-2		2010-11	2-0	2-0	
1979-80	1-0	1-0		1995-96	2-0	2-0		2011-12	1-0	2-0	
1980-81	2-1	3-0		1996-97	2-0	1-1		2012-13	1-1	2-0	
1981-82	3-0	2-1		1997-98	2-0	0-2		2013-14	2-0	1-1	
1982-83	2-1	3-0		1998-99	0-2	0-1		2014-15	1-1	0-2	
1983-84	1-2	1-2		1999-00	0-2	1-1		2015-16	2-0	1-1	
1984-85	2-1	0-3		2000-01	1-1	0-2		2016-17	2-0	2-0	
1985-86	2-1	1-2		2001-02	1-1	0-2		2017-18	0-2	0-2	
								2018-19	1-1	2-0	
TOTALS	73-35	52-55	0-0								

BIGGEST WIN/WORST LOSS:

	DATE	LOCATION	SCORE	MARGIN
Biggest Win	12/22/70	Chicago	121-80	41
Worst Loss	01/24/87	Cleveland	84-114	30
	02/03/84	Cleveland	76-103	30

LAST WIN/LOSS:

	DATE	LOCATION	SCORE
Last Win:	01/21/19	Cleveland	104-88
Last Loss:	01/27/19	Chicago	101-104

2018/19 SEASON SERIES (3-1) CHICAGO BULLS VS. CLEVELAND

PLAYER	G-GS	MIN	FG-FGA	PCT	3FG-FGA	PCT	FT-FTA	PCT	OFF	DEF	TOT	AST	PF-PQ	STL	TO	BLK	PTS	AVG	HI
LaVine	3-3	100	24-55	.436	4-14	.286	14-16	.875	2	20	22	8	3-0	4	8	0	66	22.0	25
Markkanen	3-3	103	22-44	.500	12-22	.545	9-9	1.000	2	25	27	4	8-0	1	2	0	65	21.7	31
Dunn	3-3	95	15-29	.517	1-4	.250	5-5	1.000	0	14	14	23	14-0	5	6	3	36	12.0	17
Portis	2-0	38	10-21	.476	4-9	.444	0-0	---	2	6	8	2	5-0	1	2	0	24	12.0	15
Holiday	2-2	72	8-16	.500	4-9	.444	2-2	1.000	0	12	12	2	7-0	5	5	1	22	11.0	15
Parker	3-1	54	11-24	.458	2-7	.286	7-9	.778	1	8	9	6	6-0	0	4	1	31	10.3	13
Carter Jr.	2-2	45	7-13	.538	0-0	---	6-10	.600	3	9	12	3	5-0	0	3	3	20	10.0	15
Lopez	4-2	92	18-32	.563	0-2	.000	3-5	.600	11	9	20	5	8-0	1	7	6	39	9.8	16
Arcidiacono	4-2	97	14-24	.583	6-12	.500	1-2	.500	1	9	10	19	8-0	4	3	0	35	8.8	15
Selden Jr. (TOT)	3-1	75	9-18	.500	3-7	.429	3-4	.750	1	9	10	4	9-0	1	5	1	24	8.0	15
Selden Jr. (CHI)	2-1	63	7-13	.538	3-6	.500	3-4	.750	1	7	8	4	7-0	1	2	1	20	10.0	15
Hutchison	3-1	83	6-11	.545	2-3	.667	4-6	.667	1	15	16	4	3-0	0	1	1	18	6.0	8
Blakeney	4-0	47	8-26	.308	1-2	.500	5-6	.833	1	6	7	7	1-0	0	2	1	22	5.5	9
Harrison	4-0	67	6-13	.462	2-5	.400	1-3	.333	1	9	10	5	4-0	5	5	1	15	3.8	6
Alkins	1-0	2	1-3	.333	1-1	1.000	0-0	---	2	0	2	0	0-0	0	0	0	3	3.0	3
Felicio	2-0	4	0-0	---	0-0	---	0-0	---	0	1	1	0	2-0	0	0	0	0	0.0	0
BULLS	4	960	157-324	.485	42-96	.438	60-77	.779	28	150	178	92	81-0	27	54	18	416	104.0	112
CAVALIERS	4	960	147-354	.415	34-105	.324	54-76	.711	45	129	174	68	68-0	23	46	15	382	95.5	104

2018/19 SEASON SERIES (1-3) CLEVELAND CAVALIERS VS. CHICAGO

PLAYER	G-GS	MIN	FG-FGA	PCT	3FG-FGA	PCT	FT-FTA	PCT	OFF	DEF	TOT	AST	PF-DQ	STL	TO	BLK	PTS	AVG	HI
Thompson	1-1	34	10-14	.714	0-0	---	2-4	.500	7	5	12	1	0-0	2	1	0	22	22.0	22
Clarkson	4-0	98	26-52	.500	4-15	.267	6-8	.750	6	12	18	15	6-0	1	9	0	62	15.5	18
Osman	3-3	108	15-35	.429	5-16	.313	7-9	.778	3	12	15	6	8-0	4	4	0	42	14.0	17
Sexton	4-4	122	21-59	.356	5-19	.263	4-5	.800	5	8	13	9	3-0	3	4	0	51	12.8	20
Hood	3-3	86	13-36	.361	4-11	.364	8-8	1.000	1	4	5	6	5-0	2	0	1	38	12.7	20
Burks (TOT)	3-3	78	12-30	.400	5-13	.385	4-6	.667	2	17	19	5	2-0	0	7	0	33	11.0	18
Burks (CLE)	3-3	78	12-30	.400	5-13	.385	4-6	.667	2	17	19	5	2-0	0	7	0	33	11.0	18
Payne (TOT)	1-0	26	4-11	.364	1-5	.200	2-4	.500	1	3	4	3	2-0	2	2	1	11	11.0	11
Payne (CLE)	1-0	26	4-11	.364	1-5	.200	2-4	.500	1	3	4	3	2-0	2	2	1	11	11.0	11
Korver	1-0	20	3-5	.600	2-3	.667	0-0	---	0	4	4	1	2-0	0	0	0	8	8.0	8
Nance Jr.	3-2	81	10-26	.385	0-5	.000	2-6	.333	9	16	25	3	9-0	4	5	4	22	7.3	20
Dellavedova (TOT)	4-0	63	10-24	.417	3-12	.250	6-7	.857	0	8	8	9	6-0	2	0	29	7.3	16	
Dellavedova (CLE)	3-0	60	10-24	.417	3-12	.250	6-7	.857	0	7	7	8	6-0	0	2	0	29	9.7	16
Zizic	4-2	91	10-25	.400	0-0	---	5-6	.833	7	22	29	6	11-0	2	5	5	25	6.3	13
Nwaba	2-0	38	3-9	.333	0-3	.000	6-9	.667	0	5	5	0	5-0	1	1	1	12	6.0	7
Frye	3-0	26	4-7	.571	3-4	.750	1-2	.500	0	2	2	1	2-0	0	0	1	12	4.0	9
Blossomgame	2-1	39	3-10	.300	0-1	.000	1-2	.500	4	4	8	0	2-0	1	1	1	7	3.5	7
Adel	2-0	16	2-3	.667	2-2	1.000	0-0	---	0	2	2	1	1-0	0	0	1	6	3.0	6
Smith	1-1	23	1-4	.250	0-1	.000	0-0	---	0	3	3	3	4-0	1	1	0	2	2.0	2
Harrison	1-0	14	0-4	.000	0-1	.000	0-0	---	0	3	3	0	0-0	0	3	0	0	0.0	0
Jones	1-0	2	0-0	---	0-0	---	0-0	---	0	0	0	0	0-0	0	0	0	0	0.0	0
CAVALIERS	4	960	147-354	.415	34-105	.324	54-76	.711	45	129	174	68	68-0	23	46	15	382	95.5	104
BULLS	4	960	157-324	.485	42-96	.438	60-77	.779	28	150	178	92	81-0	27	54	18	416	104.0	112

BULLS VS. CAVALIERS IN OVERTIME:

DATE	LOCATION	SCORE	W-L
03/20/84	Chicago	104-108	L
02/26/85	Chicago	118-123	L
10/25/85	Chicago	116-115	W
11/16/85	Chicago	128-132	L
01/14/88	Cleveland	88-91	L
03/25/88	Cleveland	110-111	L
11/03/89	Chicago	124-119	W
03/28/90	Cleveland	117-113	W
03/15/99	Chicago	85-89	L
03/02/00	Chicago	110-114	L
03/31/05	Chicago	102-90	W
03/31/07	Chicago	108-112	L
01/15/09	Chicago	102-93	W
10/31/14	Chicago	108-114	L
TOTALS	14 GAMES		5-9 (.357)



Office: 2500 Victory Avenue, Dallas, TX 75219 **Phone:** (214) 665-4660
Home Court: American Airlines Center (19,200 – opened in 2001)
Owner: Mark Cuban
President of Basketball Operations/General Manager: Don Nelson
Head Coach: Rick Carlisle
Assistant Coaches: Stephen Silas, Jamahl Mosley, Darrell Armstrong, Mike Weiner
Assistant General Manager: Keith Grant
Vice President of Basketball Operations: Michael Finley
Player Development Coach: God Shammgod
Head Video Coordinator/Scout: Mike Shedd
Head Athletic Trainer: Dionne Calhoun
Director of Athletic Performance: Jeremy Holsopple
Head Equipment Manager: Kory Johnson
Vice President of Basketball Communications: Sarah Melton
Director of Basketball Communications: Scott Tomlin
Basketball Communications Manager: Alan Rakowski
Vice President of Corporate Communications and Events: Erin Finegold
Radio: ESPN Radio (103.3 FM)-Chuck Cooperstein, Brad Davis
Spanish Radio: KFLC (Univision 1270 AM)-Victor Villalba
Television: FOX Sports Southwest-Mark Followill, Derek Harper, Jeff Wade
Team Colors: Blue, Black and Silver
Division: Southwest

BULLS STREAKS:

Overall: 2-1
 Home: 1-1
 Road: 1-1

2019/20 MEETINGS:

01/06 @ Dallas
 03/02 @ Chicago

CHICAGO VS. DALLAS 2018-19 SERIES: 2 GAMES, 0-2

DATE	SITE	BULLS	MAVS	BULLS HI-SCORER	MAVS HI-SCORER	BULLS HI-REBOUND	MAVS HI-REBOUND
10/22	DAL	109	115	LaVine-34	Matthews-20	Carter Jr.-9	Jordan-16
11/12	CHI	98	103	LaVine-26	Barnes-23	Carter Jr.-10	Jordan-16
TOTALS	2	207	218				
AVERAGE		103.5	109.0				

BULLS ALL-TIME VS. MAVERICKS: 36-40 (.474)

SEASON	HOME W-L	ROAD W-L	NEUTRAL W-L	SEASON	HOME W-L	ROAD W-L	NEUTRAL W-L	SEASON	HOME W-L	ROAD W-L	NEUTRAL W-L
1980-81	1-0	0-1		1994-95	0-1	1-0		2008-09	1-0	0-1	
1981-82	0-1	1-0		1995-96	1-0	1-0		2009-10	0-1	0-1	
1982-83	1-0	0-1		1996-97	1-0	1-0		2010-11	1-0	1-0	
1983-84	1-0	0-1		1997-98	1-0	0-1		2011-12	1-0	0-0	
1984-85	1-0	1-0		1998-99	0-0	0-1		2012-13	1-0	0-1	
1985-86	0-1	0-1		1999-00	0-1	0-1		2013-14	0-1	1-0	
1986-87	1-0	0-1		2000-01	0-1	0-1		2014-15	0-1	1-0	
1987-88	0-1	0-1		2001-02	0-1	0-1		2015-16	0-1	0-1	
1988-89	1-0	1-0		2002-03	0-1	0-1		2016-17	0-1	0-1	
1989-90	1-0	1-0		2003-04	0-1	0-1		2017-18	1-0	1-0	
1990-91	1-0	1-0		2004-05	0-1	1-0		2018-19	0-1	0-1	
1991-92	1-0	1-0		2005-06	0-1	0-1		TOTALS	20-18	16-22	0-0
1992-93	1-0	1-0		2006-07	1-0	0-1					
1993-94	1-0	1-0		2007-08	0-1	0-1					

BIGGEST WIN/WORST LOSS:

	DATE	LOCATION	SCORE	MARGIN
Biggest Win	01/26/93	Dallas	123-88	35
Worst Loss	11/08/02	Chicago	87-114	27

LAST WIN/LOSS:

	DATE	LOCATION	SCORE
Last Win:	03/02/18	Chicago	108-100
Last Loss:	11/12/18	Chicago	98-103

2018/19 SEASON SERIES (0-2) CHICAGO BULLS VS. DALLAS

PLAYER	G-BS	MIN	FG-FBA	PCT	3FG-FBA	PCT	FT-FTA	PCT	OFF	DEF	TOT	AST	PF-DQ	STL	TO	BLK	PTS	AVG	HI
LaVine	2-2	78	19-38	.500	5-13	.385	17-19	.895	1	7	8	7	5-0	6	12	1	60	30.0	34
Parker	2-1	54	14-31	.452	2-7	.286	6-7	.857	4	5	9	3	8-1	1	2	0	36	18.0	20
Holiday	2-2	73	10-18	.556	7-13	.538	3-4	.750	0	3	3	1	4-0	4	2	0	30	15.0	16
Portis	1-1	31	5-9	.556	0-0	---	2-3	.667	1	7	8	0	4-0	0	2	2	12	12.0	12
Arcidiacono	1-1	35	3-9	.333	2-7	.286	1-2	.500	0	5	5	6	5-0	0	0	0	9	9.0	9
Dunn	1-1	30	4-13	.308	1-4	.250	0-0	---	0	4	4	7	6-1	0	4	0	9	9.0	9
Blakeley	2-0	23	4-9	.444	2-2	1.000	2-4	.500	1	0	1	0	2-0	1	2	0	12	6.0	9
Hutchison	2-0	36	5-9	.556	1-2	.500	1-2	.500	2	11	13	0	3-0	2	1	0	12	6.0	9
Payne	1-0	18	3-7	.429	0-0	---	0-0	---	0	2	2	2	3-0	0	2	0	6	6.0	6
Carter Jr.	2-2	58	5-16	.313	0-4	.000	1-1	1.000	5	14	19	5	6-0	1	6	3	11	5.5	7
Lopez	2-0	28	3-6	.500	0-1	.000	1-1	1.000	1	2	3	3	6-0	0	2	1	7	3.5	5
Harrison	1-0	13	1-4	.250	1-3	.333	0-0	---	0	4	4	0	2-0	2	1	0	3	3.0	3
Felicio	1-0	3	0-0	---	0-0	---	0-0	---	0	0	0	0	1-0	0	0	0	0	0.0	0
BULLS	2	480	76-169	.450	21-56	.375	34-43	.791	15	64	79	34	55-2	17	36	9	207	103.5	109
MAVERICKS	2	480	77-172	.448	25-80	.313	39-50	.780	20	70	90	43	38-0	19	36	9	218	109.0	115

2018/19 SEASON SERIES (2-0) DALLAS MAVERICKS VS. CHICAGO

PLAYER	G-BS	MIN	FG-FBA	PCT	3FG-FBA	PCT	FT-FTA	PCT	OFF	DEF	TOT	AST	PF-DQ	STL	TO	BLK	PTS	AVG	HI
Barnes	1-1	33	7-16	.438	1-6	.167	8-9	.889	0	5	5	1	0-0	4	2	0	23	23.0	23
Matthews	1-1	32	6-15	.400	4-11	.364	4-4	1.000	0	2	2	4	0-0	2	1	0	20	20.0	20
Doncic	2-2	68	10-26	.385	5-15	.333	5-6	.833	2	7	9	9	4-0	2	6	0	30	15.0	19
Jordan	2-2	63	11-16	.688	0-0	---	2-4	.500	6	26	32	2	8-0	0	4	1	24	12.0	18
Barea	2-0	41	9-23	.391	2-9	.222	3-5	.600	2	7	9	9	2-0	0	4	0	23	11.5	14
Powell	2-0	33	6-11	.545	1-5	.200	10-12	.833	3	5	8	4	3-0	3	0	2	23	11.5	12
Kleber	2-0	35	9-13	.692	4-6	.667	0-0	---	3	4	7	2	2-0	1	1	3	22	11.0	12
Finney-Smith	2-2	73	6-14	.429	3-10	.300	5-6	.833	2	5	7	2	7-0	3	5	1	20	10.0	12
Smith	2-2	55	7-22	.318	2-10	.200	2-2	1.000	1	5	6	6	7-0	0	8	1	18	9.0	11
Harris	1-0	18	3-5	.600	1-3	.333	0-0	---	0	1	1	2	4-0	2	2	1	7	7.0	7
Brunson	2-0	27	3-10	.300	2-4	.500	0-2	.000	1	3	4	2	1-0	2	1	0	8	4.0	6
Broekhoff	1-0	3	0-1	.000	0-1	.000	0-0	---	0	0	0	0	0-0	0	0	0	0	0.0	0
MAVERICKS	2	480	77-172	.448	25-80	.313	39-50	.780	20	70	90	43	38-0	19	36	9	218	109.0	115
BULLS	2	480	76-169	.450	21-56	.375	34-43	.791	15	64	79	34	55-2	17	36	9	207	103.5	109

BULLS VS. MAVERICKS IN OVERTIME:

DATE	LOCATION	SCORE	W-L
03/08/87	Chicago	115-105	W
11/12/94	Chicago	120-124	L
11/21/95	Dallas	108-102	W
03/12/98	Dallas	97-104	L
02/07/09	Dallas	114-115	L
12/02/14 (2OT)	Chicago	129-132	L
TOTALS	6 GAMES		2-4 (.333)



Office: 1000 Chopper Circle, Denver, CO 80204 **Phone:** (303) 405-1100
Home Court: Pepsi Center (19,520 – opened in 1999)
Owner: E. Stanley Kroenke
President and Governor: Josh Kroenke
President of Basketball Operations: Tim Connelly
General Manager: Arturas Karnisovas
Assistant General Manager: Calvin Booth
Director of Basketball Operations: Ben Tenzer
Vice President of Basketball Administration: Lisa Johnson
Vice President of Basketball Strategy & Analytics: Tommy Balceris
Director of Team Operations/Player Development: Amy O'Brien
Head Coach: Michael Malone
Assistant Coaches: Wes Unseld Jr., David Adelman, Jordi Fernandez, Ryan Bowen, Charles Klask, John Beckett
Head Athletic Trainer: Dan Shimensky
Director, Media Relations: Nick O'Hayre
Manager, Media Relations: Cody Wise
Coordinator, Media Relations: Steven Blevins
Radio: Altitude Radio Network (92.5 FM) – Jason Kosmicki
Television: Altitude Sports & Entertainment – Chris Marlowe, Scott Hastings, Chris Dempsey, Vic Lombardi, Katy Winge
Team Colors: Light Blue, Dark Blue and Yellow
Division: Northwest

BULLS STREAKS:

Overall: 7-L
 Home: 3-L
 Road: 12-L

2019/20 MEETINGS:

03/23 @ Chicago
 04/03 @ Denver

CHICAGO VS. DENVER 2018-19 SERIES: 2 GAMES, 0-2

DATE	SITE	BULLS	NUGGETS	BULLS HI-SCORER	NUGGETS HI-SCORER	BULLS HI-REBOUND	NUGGETS HI-REBOUND
10/31	CHI	107	108	LaVine-28	Jokic-22	Parker-9	Jokic-12
01/17	DEN	105	135	Markkanen-27	Murray-25	Portis-13	Beasley-9
TOTALS	2	212	243				
AVERAGE		106.0	121.5				

BULLS ALL-TIME VS. NUGGETS: 40-53 (.430)

SEASON	HOME W-L	ROAD W-L	NEUTRAL W-L	SEASON	HOME W-L	ROAD W-L	NEUTRAL W-L	SEASON	HOME W-L	ROAD W-L	NEUTRAL W-L
1976-77	1-1	0-2		1991-92	1-0	1-0		2006-07	1-0	0-1	
1977-78	2-0	0-2		1992-93	1-0	0-1		2007-08	1-0	0-1	
1978-79	1-1	1-1		1993-94	0-1	1-0		2008-09	1-0	0-1	
1979-80	1-2	1-2		1994-95	1-0	0-1		2009-10	0-1	0-1	
1980-81	0-1	1-0		1995-96	1-0	0-1		2010-11	1-0	0-1	
1981-82	1-0	0-1		1996-97	1-0	1-0		2011-12	0-1	0-0	
1982-83	1-0	0-1		1997-98	1-0	1-0		2012-13	0-1	0-1	
1983-84	0-1	0-1		1998-99	0-0	0-0		2013-14	1-0	0-1	
1984-85	1-0	0-1		1999-00	1-0	0-1		2014-15	1-0	0-1	
1985-86	1-0	1-0		2000-01	0-1	0-1		2015-16	1-0	0-1	
1986-87	1-0	0-1		2001-02	0-1	0-1		2016-17	0-1	0-1	
1987-88	1-0	0-1		2002-03	1-0	0-1		2017-18	0-1	0-1	
1988-89	1-0	0-1		2003-04	0-1	0-1		2018-19	0-1	0-1	
1989-90	1-0	0-1		2004-05	1-0	0-1		TOTALS	30-17	10-36	0-0
1990-91	1-0	1-0		2005-06	0-1	1-0					

BIGGEST WIN/WORST LOSS:

	DATE	LOCATION	SCORE	MARGIN
Biggest Win	02/02/98	Denver	111-72	39
Worst Loss	11/20/79	Chicago	91-124	33

LAST WIN/LOSS:

	DATE	LOCATION	SCORE
Last Win:	12/02/15	Chicago	99-90
Last Loss:	01/17/19	Denver	105-135

2018/19 SEASON SERIES (0-2) CHICAGO BULLS VS. DENVER

PLAYER	G-GS	MIN	FG-FBA	PCT	3FG-FBA	PCT	FT-FTA	PCT	OFF	DEF	TOT	AST	PF-DQ	STL	TO	BLK	PTS	AVG	HI
Markkanen	1-1	25	10-18	.556	5-10	.500	2-3	.667	1	9	10	1	3-0	0	2	0	27	27.0	27
Carter Jr.	1-1	38	9-21	.429	2-3	.667	5-6	.833	6	2	8	5	3-0	3	1	3	25	25.0	25
LaVine	2-2	68	15-39	.385	2-9	.222	4-4	1.000	2	8	10	13	8-0	1	4	1	36	18.0	28
Lopez	1-0	19	8-10	.800	0-1	.000	1-2	.500	3	3	6	0	1-0	0	1	1	17	17.0	17
Holiday	1-1	39	5-10	.500	5-9	.556	0-0	---	0	5	5	5	3-0	0	0	1	15	15.0	15
Blakeney	2-0	23	7-13	.538	6-7	.857	1-3	.333	0	3	3	0	0-0	0	3	1	21	10.5	15
Parker	2-1	54	8-17	.471	2-7	.286	3-5	.600	1	11	12	2	5-0	0	2	1	21	10.5	15
Hutchinson	2-1	63	9-15	.600	1-4	.250	1-2	.500	3	9	12	1	4-0	1	1	1	20	10.0	12
Portis	1-1	28	4-13	.308	1-2	.500	1-2	.500	7	6	13	4	2-0	0	1	0	10	10.0	10
Brooks (TOT)	2-0	18	8-11	.727	1-2	.500	0-0	---	1	0	1	0	1-0	0	1	0	17	8.5	9
Dunn	1-1	30	3-8	.375	0-0	---	0-0	---	1	0	1	3	2-0	0	1	0	6	6.0	6
Payne	1-1	25	2-8	.250	1-3	.333	0-0	---	0	0	0	2	1-0	0	5	0	5	5.0	5
Selden Jr. (TOT)	2-0	40	1-6	.167	1-4	.250	2-2	1.000	0	1	1	5	4-0	1	1	0	5	2.5	5
Selden Jr. (CHI)	1-0	25	0-4	.000	0-2	.000	0-0	---	0	0	0	4	2-0	1	1	0	0	0.0	0
Felicio	2-0	21	1-3	.333	0-0	---	2-2	1.000	2	2	4	0	3-0	0	1	0	4	2.0	2
Harrison	1-0	6	1-2	.500	0-1	.000	0-0	---	0	0	0	3	2-0	1	1	0	2	2.0	2
Arcidiacono	2-0	42	1-4	.250	1-4	.250	0-0	---	0	4	4	11	5-0	3	1	0	3	1.5	3
BULLS	2	505	83-185	.449	26-62	.419	20-29	.690	26	62	88	54	44-0	10	26	9	212	106.0	107
NUGGETS	2	505	95-195	.487	27-66	.409	26-38	.684	30	71	101	58	32-0	13	23	11	243	121.5	135

2018/19 SEASON SERIES (2-0) DENVER NUGGETS VS. CHICAGO

PLAYER	G-GS	MIN	FG-FBA	PCT	3FG-FBA	PCT	FT-FTA	PCT	OFF	DEF	TOT	AST	PF-DQ	STL	TO	BLK	PTS	AVG	HI
Jokic	2-2	58	15-38	.395	3-9	.333	7-7	1.000	9	11	20	20	5-0	3	8	4	40	20.0	22
Murray	2-2	73	13-29	.448	7-15	.467	4-4	1.000	2	8	10	11	3-0	0	2	1	37	18.5	25
Millsap	2-2	58	13-18	.722	3-4	.750	4-7	.571	3	11	14	3	6-0	1	2	3	33	16.5	19
G. Harris	2-1	57	13-30	.433	4-9	.444	0-0	---	2	4	6	4	3-0	1	4	0	30	15.0	16
Lyles	2-0	41	9-19	.474	3-6	.500	0-3	.000	4	10	14	5	2-0	2	2	1	21	10.5	12
Plumlee	2-0	40	10-11	.909	0-0	---	1-5	.200	1	5	6	5	4-0	2	1	1	21	10.5	13
Craig	2-2	46	6-11	.545	4-7	.571	4-5	.800	3	6	9	0	3-0	1	1	1	20	10.0	13
Beasley	2-1	64	8-16	.500	2-6	.333	1-1	1.000	3	11	14	1	2-0	1	3	0	19	9.5	13
Herrangomez	1-0	18	4-5	.800	1-2	.500	0-0	---	2	3	5	1	1-0	2	0	0	9	9.0	9
Morris	2-0	41	4-13	.308	0-4	.000	2-2	1.000	1	2	3	7	3-0	0	0	0	10	5.0	6
Goodwin	1-0	4	0-1	.000	0-1	.000	3-4	.750	0	0	0	1	0-0	0	0	0	3	3.0	3
Lydon	1-0	4	0-4	.000	0-3	.000	0-0	---	0	0	0	0	0-0	0	0	0	0	0.0	0
NUGGETS	2	505	95-195	.487	27-66	.409	26-38	.684	30	71	101	58	32-0	13	23	11	243	121.5	135
BULLS	2	505	83-185	.449	26-62	.419	20-29	.690	26	62	88	54	44-0	10	26	9	212	106.0	107

BULLS VS. NUGGETS IN OVERTIME:

DATE	LOCATION	SCORE	W-L
03/21/80 (3OT)	Chicago	128-134	L
11/08/80 (2OT)	Chicago	126-130	L
03/26/01	Chicago	104-109	L
02/04/03	Denver	100-102	L
03/18/13	Chicago	118-119	L
10/31/18	Chicago	107-108	L
TOTALS	6 GAMES	0-6 (.000)	



Office: 6201 Second Avenue, Detroit MI 48202 **Phone:** (313) 747-8667
Home Court: Little Caesars Arena (20,491 – opened in 2017)
Owner: Tom Gores
Vice Chairman: Arn Tellem
Associate General Manager: Pat Garrity
Assistant General Manager: Malik Rose
Director of Player Personnel: Gregg Polinsky
Head Coach: Dwane Casey
Assistant Coaches: Sidney Lowe, Sean Sweeney, Micah Nori
Assistant Coach/Director of Player Development: Tim Grigurich
Player Development Coaches: D.J. Bakker, J.D. Dubois
Medical Director: Bernard Condevaux
Athletic Trainer: Jim Scholler
Head Strength & Conditioning Coach: Jordan Sabourin
Vice President, Public Relations: Kevin Grigg
Sr. Director, Public Relations: Cletus Lewis
Coordinator, Public Relations: Josh Schur
Radio: 97.1 The Ticket – Mark Champion, Rick Mahorn, George Blaha
Television: FS Detroit – George Blaha, Greg Kelser
Team Colors: Red, White and Blue
Division: Central

BULLS STREAKS:

Overall: 7-L
 Home: 3-L
 Road: 6-L

2019/20 MEETINGS:

11/01 @ Chicago
 11/20 @ Chicago
 12/21 @ Detroit
 01/11 @ Detroit

CHICAGO VS. DETROIT 2018-19 SERIES: 4 GAMES, 0-4

DATE	SITE	BULLS	PISTONS	BULLS HI-SCORER	PISTONS HI-SCORER	BULLS HI-REBOUND	PISTONS HI-REBOUND
10/20	CHI	116	118	LaVine-33	Griffin-33	Portis-14	Drummond-13
11/30	DET	88	107	Carter Jr.-28	Griffin/Jackson-20	Carter Jr.-7	Drummond-20
03/08	CHI	104	112	LaVine-24	Griffin-27	Dunn-7	Drummond-24
03/10	DET	108	131	Selden-18	Griffin-28	Felicio-7	Drummond-15
TOTALS	4	416	468				
AVERAGE		104.0	117.0				

BULLS ALL-TIME VS. PISTONS: 129-133 (.492)

SEASON	HOME W-L	ROAD W-L	NEUTRAL W-L	SEASON	HOME W-L	ROAD W-L	NEUTRAL W-L	SEASON	HOME W-L	ROAD W-L	NEUTRAL W-L
1966-67	1-3	2-1	1-1	1984-85	2-1	1-2		2002-03	0-2	0-2	
1967-68	2-1	0-3	1-0	1985-86	2-1	0-3		2003-04	0-2	0-2	
1968-69	2-1	1-2		1986-87	2-1	1-2		2004-05	0-2	2-0	
1969-70	2-0	1-2	0-1	1987-88	1-2	1-2		2005-06	0-2	0-2	
1970-71	2-1	1-2		1988-89	0-3	0-3		2006-07	2-0	1-1	
1971-72	3-0	2-1		1989-90	1-2	0-2		2007-08	2-0	1-1	
1972-73	2-1	1-3		1990-91	2-0	1-2		2008-09	2-0	1-1	
1973-74	4-0	1-2		1991-92	3-0	1-1		2009-10	2-0	2-0	
1974-75	3-1	1-4		1992-93	2-0	1-1		2010-11	2-0	2-0	
1975-76	2-2	1-2		1993-94	2-0	3-0		2011-12	2-0	2-0	
1976-77	1-1	1-1		1994-95	3-0	2-0		2012-13	2-0	1-1	
1977-78	1-1	1-1		1995-96	2-0	2-0		2013-14	1-1	2-0	
1978-79	1-1	1-1		1996-97	2-0	1-1		2014-15	2-0	0-2	
1979-80	1-0	0-1		1997-98	2-0	1-1		2015-16	0-2	1-1	
1980-81	3-0	2-1		1998-99	0-2	0-1		2016-17	2-0	0-2	
1981-82	0-3	0-3		1999-00	1-1	0-2		2017-18	1-1	0-2	
1982-83	2-1	0-3		2000-01	0-2	0-2		2018-19	0-2	0-2	
1983-84	1-2	0-3		2001-02	0-2	1-1		TOTALS	80-50	47-81	2-2

BIGGEST WIN/WORST LOSS:

	DATE	LOCATION	SCORE	MARGIN
Biggest Win	12/21/71	Chicago	127-92	35
Worst Loss	03/23/69	Detroit	114-158	44
	05/03/99	Chicago	71-115	44

LAST WIN/LOSS:

	DATE	LOCATION	SCORE
Last Win:	01/13/18	Chicago	107-105
Last Loss:	03/10/19	Detroit	108-131

2018/19 SEASON SERIES (0-4) CHICAGO BULLS VS. DETROIT

PLAYER	G-GS	MIN	FG-FGA	PCT	3FG-FGA	PCT	FT-FTA	PCT	OFF	DEF	TOT	AST	PF-DQ	STL	TO	BLK	PTS	AVG	HI
LaVine	3-3	108	24-51	.471	3-9	.333	14-21	.667	1	10	11	14	9-0	1	12	2	65	21.7	33
Porter Jr. (TOT)	3-2	86	22-40	.550	8-14	.571	7-7	1.000	1	13	14	9	4-0	3	1	1	59	19.7	23
Porter Jr. (CHI)	2-2	60	15-25	.600	4-8	.500	6-6	1.000	0	10	10	9	2-0	2	1	1	40	20.0	23
Carter Jr.	2-2	47	15-24	.625	0-1	.000	6-7	.857	2	7	9	2	7-0	0	4	5	36	18.0	28
Markkanen	2-2	62	13-29	.448	5-13	.385	4-4	1.000	1	11	12	4	6-0	2	3	1	35	17.5	18
Holiday	2-2	71	9-17	.529	4-9	.444	5-5	1.000	0	10	10	9	1-0	5	0	1	27	13.5	19
Parker	2-1	55	11-29	.379	2-7	.286	1-4	.250	5	7	12	1	7-0	1	2	0	25	12.5	13
Payne	2-1	54	9-21	.429	0-6	.000	7-7	1.000	2	7	9	9	5-0	0	1	0	25	12.5	17
Selden Jr. (TOT)	3-0	49	11-19	.579	1-2	.500	5-7	.714	1	5	6	2	2-0	0	1	1	28	9.3	18
Selden Jr. (CHI)	2-0	44	9-17	.529	1-2	.500	4-5	.800	1	4	5	2	2-0	0	1	1	23	11.5	18
Lopez	4-2	103	17-30	.567	0-0	---	3-4	.750	6	7	13	4	14-0	0	8	5	37	9.3	13
Blakeley	3-0	38	8-14	.571	0-1	.000	5-7	.714	0	5	5	0	0-0	1	1	0	21	7.0	10
Dunn	2-2	51	6-13	.462	2-4	.500	0-0	---	1	6	7	7	6-0	4	4	1	14	7.0	7
Arcidiacono	4-2	93	12-21	.571	2-8	.250	1-4	.250	1	9	10	13	5-0	0	7	0	27	6.8	10
Harrison	3-0	63	6-13	.462	1-1	1.000	5-9	.556	1	6	7	8	5-0	2	3	0	18	6.0	11
Portis	1-1	29	2-12	.167	0-4	.000	2-4	.500	2	12	14	5	3-0	1	2	0	6	6.0	6
Felicio	3-0	30	6-10	.600	0-0	---	0-0	---	3	8	11	0	1-0	0	2	1	12	4.0	8
Hutchison	1-0	19	1-3	.333	0-1	.000	0-0	---	0	6	6	1	1-0	0	1	0	2	2.0	2
Louwau-Gabarrut (T)	2-0	35	1-8	.125	0-3	.000	1-2	.500	0	2	2	1	2-0	3	0	1	3	1.5	2
Louwau-Gabarrut (C)	2-0	35	1-8	.125	0-3	.000	1-2	.500	0	2	2	1	2-0	3	0	1	3	1.5	2
BULLS	4	960	164-337	.487	24-77	.312	64-89	.719	26	127	153	89	76-0	22	52	19	416	104.0	116
PISTONS	4	960	176-367	.480	59-136	.434	57-82	.695	48	138	186	102	83-1	19	48	19	468	117.0	131

2018/19 SEASON SERIES (4-0) DETROIT PISTONS VS. CHICAGO

PLAYER	G-GS	MIN	FG-FGA	PCT	3FG-FGA	PCT	FT-FTA	PCT	OFF	DEF	TOT	AST	PF-DQ	STL	TO	BLK	PTS	AVG	HI
Griffin	4-4	126	39-68	.574	13-26	.500	17-24	.708	7	24	31	18	9-0	1	6	1	108	27.0	33
Jackson	4-4	102	28-53	.528	16-28	.571	8-8	1.000	1	1	2	16	6-0	4	5	0	80	20.0	21
Drummond	4-4	127	29-50	.580	0-3	.000	7-14	.500	18	54	72	5	13-1	4	5	7	65	16.3	20
Bullock	2-2	62	10-24	.417	4-13	.308	5-5	1.000	0	3	3	7	4-0	1	5	1	29	14.5	16
Galloway	4-0	96	15-32	.469	12-19	.632	5-6	.833	1	3	4	9	7-0	1	3	0	47	11.8	21
Kennerd	2-0	58	9-19	.474	3-9	.333	2-2	1.000	0	11	11	7	5-0	0	2	0	23	11.5	14
Smith	4-0	98	16-40	.400	4-10	.400	2-5	.400	3	11	14	18	8-0	0	8	2	38	9.5	15
Ellington (TOT)	4-4	104	14-32	.438	8-25	.320	0-0	---	0	6	6	9	9-0	8	4	2	36	9.0	13
Ellington (DET)	2-2	37	6-10	.600	3-6	.500	0-0	---	0	0	0	4	6-0	2	3	0	15	7.5	13
Johnson	2-1	49	6-22	.273	2-11	.182	4-4	1.000	4	9	13	1	4-0	0	3	1	18	9.0	10
Leuer	1-0	18	3-6	.500	0-0	---	1-2	.500	2	1	3	1	2-0	0	0	0	7	7.0	7
Mykhailiuk (TOT)	1-0	16	2-5	.400	2-4	.500	0-0	---	0	0	0	1	2-0	0	0	0	6	6.0	6
Pachulia	2-0	41	2-9	.222	0-0	---	5-8	.625	7	10	17	3	4-0	4	1	0	9	4.5	5
Thomas	2-0	9	4-6	.667	0-1	.000	1-2	.500	1	0	1	0	2-0	1	1	0	9	4.5	7
Brown	2-1	49	4-8	.500	0-2	.000	0-0	---	1	4	5	2	4-0	0	0	3	8	4.0	4
Maker (TOT)	4-0	66	5-19	.263	4-12	.333	0-2	.000	2	8	10	9	10-0	1	1	6	14	3.5	9
Maker (DET)	2-0	37	2-8	.250	1-4	.250	0-2	.000	1	3	4	7	5-0	1	1	4	5	2.5	3
Robinson III	4-2	43	3-11	.273	1-4	.250	0-0	---	0	2	2	3	3-0	0	1	0	7	1.8	5
Calderson	2-0	7	0-1	.000	0-0	---	0-0	---	2	2	4	1	1-0	0	0	0	0	0.0	0
PISTONS	4	960	176-367	.480	59-136	.434	57-82	.695	48	138	186	102	83-1	19	48	19	468	117.0	131
BULLS	4	960	164-337	.487	24-77	.312	64-89	.719	26	127	153	89	76-0	22	52	19	416	104.0	116

BULLS VS. PISTONS IN OVERTIME:

DATE	LOCATION	SCORE	W-L	DATE	LOCATION	SCORE	W-L
01/20/67	Chicago	125-124	W	04/07/89	Chicago	112-114	L
02/20/68	New York	124-121	W	11/11/92	Chicago	98-96	W
02/19/71	Chicago	115-114	W	04/22/93	Chicago	109-103	W
11/24/73	Chicago	114-112	W	02/15/96	Detroit	112-109	W
01/26/75	Detroit	93-102	L	03/31/98	Chicago	106-101	W
04/03/76	Chicago	97-93	W	04/09/03	Detroit	102-111	L
02/09/82	Detroit	123-128	L	04/11/05	Chicago	84-85	L
01/04/83 (TOT)	Chicago	147-138	W	12/26/10	Detroit	95-92	W
02/12/85	Chicago	139-126	W	04/15/12	Detroit	100-94	W
03/04/87	Detroit	125-120	W	10/30/15	Detroit	94-98	L
11/21/87	Chicago	132-144	L	12/18/15 (4OT)	Chicago	144-147	L
12/15/87	Detroit	123-127	L				
01/31/89	Chicago	98-104	L	TOTALS	24 GAMES	14-10 (.583)	



Office: 1 Warriors Way, San Francisco, CA 94158 **Phone:** (415) 388-0100
Home Court: Chase Center (18,064 – opened 2019)
Co-Executive Chairman & CEO: Joe Lacob
Co-Executive Chairman: Peter Gruber
President & Chief Operating Officer: Rick Welts
President of Basketball Operations/General Manager: Bob Myers
Executive Vice President, Basketball Operations: Kirk Lacob
Assistant General Manager: Mike Dunleavy Jr.
Head Coach: Steve Kerr
Assistant Coaches: Mike Brown, Jarron Collins, Bruce Fraser, Ron Adams
Assistant Coach/Director of Player Development: Chris DeMarco
Head Athletic Trainer: Drew Yoder
Sr. Vice President, Communications: Raymond Ridder
Director, Public Relations: Brett Winkler
Director, Basketball Communications: Michael Ravina
Assistant, Public Relations: Cole Lawrence
Radio: KGMZ-FM (95.7 The Game) – Tim Roye, Jim Barnett
Television: NBC Sports Bay Area – Bob Fitzgerald, Kelenna Azubuike, Kerith Burke
Team Colors: Warriors Royal Blue & California Golden Yellow
Division: Pacific

BULLS STREAKS:

Overall: 4-L
 Home: 2-L
 Road: 4-L

2019/20 MEETINGS:

11/27 @ Golden State
 12/06 @ Chicago

CHICAGO VS. GOLDEN STATE 2018-19 SERIES: 2 GAMES, 0-2

DATE	SITE	BULLS	WARRIORS	BULLS HI-SCORER	WARRIORS HI-SCORER	BULLS HI-REBOUND	WARRIORS HI-REBOUND
10/29	CHI	124	149	LaVine/Blakeney-21	Thompson-52	Parker-9	McKinnie-10
01/11	GSW	109	146	LaVine-29	Thompson-30	Hutchison-6	McKinnie-8
TOTALS	2	233	295				
AVERAGE		116.5	147.5				

BULLS ALL-TIME VS. WARRIORS: 84-72 (.539)

SEASON	HOME W-L	ROAD W-L	NEUTRAL W-L	SEASON	HOME W-L	ROAD W-L	NEUTRAL W-L	SEASON	HOME W-L	ROAD W-L	NEUTRAL W-L
(San Francisco)				1982-83	1-0	1-0		2001-02	1-0	0-1	
1966-67	2-2	0-1	1-3	1983-84	1-0	1-0		2002-03	1-0	0-1	
1967-68	1-3	1-1	0-2	1984-85	1-0	0-1		2003-04	1-0	0-1	
1968-69	1-2	3-1		1985-86	1-0	1-0		2004-05	1-0	0-1	
1969-70	1-1	2-1	1-0	1986-87	0-1	0-1		2006-07	1-0	0-1	
1970-71	1-2	2-0	1-0	1987-88	1-0	1-0		2007-08	0-1	1-0	
				1988-89	1-0	0-1		2008-09	1-0	1-0	
(Golden State)				1989-90	1-0	1-0		2009-10	1-0	0-1	
1971-72	2-1	1-1	0-1	1990-91	1-0	0-1		2010-11	1-0	0-1	
1972-73	1-2	2-1		1991-92	0-1	1-0		2011-12	0-0	0-1	
1973-74	2-1	2-1		1992-93	1-0	1-0		2013-14	1-0	0-1	
1974-75	2-0	1-1		1993-94	1-0	1-0		2014-15	0-1	1-0	
1975-76	1-2	0-2		1994-95	1-0	1-0		2015-16	0-1	0-1	
1976-77	1-1	1-1		1995-96	1-0	1-0		2016-17	1-0	0-1	
1977-78	0-2	1-1		1996-97	1-0	1-0		2017-18	0-1	0-1	
1978-79	1-1	2-0		1997-98	1-0	1-0		2018-19	0-1	0-1	
1979-80	2-1	2-1		1998-99	0-0	0-0		TOTALS	45-31	36-35	3-6
1980-81	1-0	0-1		1999-00	0-1	0-1					
1981-82	0-1	0-1		2000-01	0-1	0-1					

BIGGEST WIN/WORST LOSS:

	DATE	LOCATION	SCORE	MARGIN
Biggest Win (GS)	02/22/97	Chicago	120-87	33
Worst Loss (GS)	11/24/17	Golden State	94-143	49
Biggest Win (SF)	03/05/71	San Diego	130-103	27
Worst Loss (SF)	02/05/70	Chicago	105-127	22

LAST WIN/LOSS:

	DATE	LOCATION	SCORE
Last Win:	03/02/17	Chicago	94-87
Last Loss:	01/11/19	Golden State	109-146

2018/19 SEASON SERIES (0-2) CHICAGO BULLS VS. GOLDEN STATE

PLAYER	G-GS	MIN	FG-FGA	PCT	3FG-FGA	PCT	FT-FTA	PCT	OFF	DEF	TOT	AST	PF-DQ	STL	TO	BLK	PTS	AVG	HI
LaVine	2-2	53	18-33	.545	5-11	.455	9-11	.818	2	9	11	2	5-0	2	9	0	50	25.0	29
Blakeney	2-0	35	11-19	.579	5-7	.714	6-8	.750	1	1	2	2	2-0	0	0	0	33	16.5	21
Portis	1-0	17	4-7	.571	1-1	1.000	7-8	.875	1	3	4	1	0-0	2	1	0	16	16.0	16
Parker	1-0	26	7-15	.467	0-3	.000	1-5	.200	2	7	9	5	0-0	1	1	1	15	15.0	15
Payne	1-1	20	5-9	.556	1-3	.333	4-4	1.000	1	2	3	1	1-0	0	0	1	15	15.0	15
Carter Jr.	2-2	44	9-18	.500	0-2	.000	4-5	.800	3	9	12	5	6-0	2	2	0	22	11.0	18
Harrison	2-0	36	6-10	.600	0-2	.000	7-12	.583	1	4	5	6	4-0	3	4	1	19	9.5	13
Holiday	1-1	29	3-9	.333	3-7	.429	0-0	---	1	1	2	5	2-0	0	2	0	9	9.0	9
Markkanen	1-1	26	3-8	.375	0-4	.000	2-2	1.000	0	5	5	0	0-0	0	0	0	8	8.0	8
Brooks (TOT)	2-0	35	5-12	.417	2-6	.333	2-2	1.000	1	1	2	2	4-0	0	4	0	14	7.0	8
Ardiaicaco	2-0	53	3-9	.333	3-8	.375	4-4	1.000	0	2	2	6	6-0	1	0	0	13	6.5	10
Dunn	1-1	25	2-9	.222	1-1	1.000	1-2	.500	0	0	0	5	5-0	2	1	0	6	6.0	6
Felicio	2-0	30	4-8	.500	0-1	.000	2-2	1.000	3	4	7	0	3-0	0	0	0	10	5.0	6
Lopez	1-0	13	2-4	.500	1-1	1.000	0-0	---	0	1	1	0	2-0	0	0	0	5	5.0	5
Hutchison	2-2	52	3-8	.375	0-2	.000	3-4	.750	2	6	8	0	2-0	1	2	1	9	4.5	6
Selden Jr. (TOT)	3-0	44	4-16	.250	1-5	.200	1-1	1.000	0	5	5	6	4-0	1	0	1	10	3.3	7
Selden Jr. (CHI)	1-0	21	1-6	.167	0-2	.000	1-1	1.000	0	2	2	3	2-0	1	0	0	3	3.0	3
Carter-Williams	1-0	4	0-1	.000	0-0	---	1-2	.500	0	1	1	1	1-0	0	0	0	1	1.0	1
BULLS	2	480	81-172	.471	20-55	.364	51-68	.750	17	56	73	41	40-0	15	22	4	233	116.5	124
WARRIORS	2	480	106-188	.564	42-84	.500	41-52	.788	19	79	98	72	56-0	15	19	15	295	147.5	149

2018/19 SEASON SERIES (2-0) GOLDEN STATE WARRIORS VS. CHICAGO

PLAYER	G-GS	MIN	FG-FGA	PCT	3FG-FGA	PCT	FT-FTA	PCT	OFF	DEF	TOT	AST	PF-DQ	STL	TO	BLK	PTS	AVG	HI
Thompson	2-2	52	28-47	.596	21-35	.600	5-6	.833	0	6	6	1	4-0	4	2	0	82	41.0	52
Curry	2-2	52	17-25	.680	7-15	.467	10-10	1.000	2	11	13	13	3-0	2	5	0	51	25.5	28
Durant	2-2	56	12-20	.600	3-7	.429	9-9	1.000	0	6	6	12	3-0	2	1	2	36	18.0	22
Cook	2-0	37	13-23	.565	2-8	.250	3-3	1.000	2	5	7	5	3-0	0	2	0	31	15.5	16
McKinnie	2-0	47	8-18	.444	4-7	.571	3-6	.500	7	11	18	1	9-0	0	2	1	23	11.5	19
Derrickson	1-0	12	4-8	.500	1-4	.250	1-2	.500	1	0	1	0	3-0	0	1	1	10	10.0	10
Jerebko	2-0	40	6-8	.750	3-5	.600	3-4	.750	1	8	9	5	7-0	1	2	0	18	9.0	10
Bell	2-0	32	7-12	.583	0-0	---	2-4	.500	0	3	3	2	4-0	1	2	5	16	8.0	13
Looney	2-1	40	7-11	.636	0-0	---	1-3	.333	3	9	12	5	4-0	1	0	2	15	7.5	8
Livingston	1-0	9	1-1	1.000	0-0	---	1-1	1.000	0	1	1	1	2-0	0	1	0	3	3.0	3
Green	2-2	46	1-6	.167	0-1	.000	3-4	.750	2	12	14	19	4-0	1	0	3	5	2.5	3
Jones	1-1	14	1-2	.500	0-0	---	0-0	---	0	2	2	0	4-0	1	0	0	2	2.0	2
Iguodala	2-0	26	1-3	.333	1-2	.500	0-0	---	0	5	5	6	4-0	2	0	1	3	1.5	3
Evans	1-0	16	0-4	.000	0-0	---	0-0	---	1	0	1	2	2-0	0	1	0	0	0.0	0
WARRIORS	2	480	106-188	.564	42-84	.500	41-52	.788	19	79	98	72	56-0	15	22	15	295	147.5	149
BULLS	2	480	81-172	.471	20-55	.364	51-68	.750	17	56	73	41	40-0	15	19	4	233	116.5	124

BULLS VS. WARRIORS IN OVERTIME:

DATE	LOCATION	SCORE	W-L
02/05/67	Chicago	141-142	L
02/06/68	Chicago	124-126	L
10/13/79	Golden State	102-96	W
03/17/00 (2OT)	Chicago	92-95	L
02/28/04	Chicago	87-81	W
02/09/07	Golden State	121-123	L
12/11/09	Chicago	96-91	W
01/27/15	Golden State	113-111	W
TOTALS	8 GAMES		4-4 (.500)



Office: 1510 Polk St., Houston, TX 77002
Phone: (713) 758-7200
Home Court: Toyota Center (18,055 – opened in 2003)
Owner: Tilman J. Fertitta
Chief Executive Officer: Tad Brown
General Manager: Daryl Morey
Head Coach: Mike D'Antoni
Assistant Coaches: Elston Turner, Brett Gunning, Matt Brase
Senior Vice President of Basketball Operations: Keith Jones
Head Athletic Trainer: Jason Biles
Vice President, Media & Player Relations: Tracey Hughes
Senior Manager, Media Relations: Sean McCloskey
Media Relations Coordinator: Jenny Zehentner
Radio: SportsTalk 790 (KBME 790 AM)/NewsRadio 740 (KTRH 740 AM) – Craig Ackerman, Matt Thomas
Spanish Radio: La Ranchera (KEYH 850 AM/KNTE 101.7 FM) – Adrian Chavarria
Television: AT&T SportsNet – Bill Worrell, Matt Bullard, Clyde Drexler, Craig Ackerman
Team Colors: Red, Black, Silver, White
Division: Southwest

BULLS STREAKS:

Overall: 6-L
 Home: 3-L
 Road: 3-L

2019/20 MEETINGS:

11/09 @ Chicago
 03/21 @ Houston

CHICAGO VS. HOUSTON 2018-19 SERIES: 2 GAMES, 0-2

DATE	SITE	BULLS	ROCKETS	BULLS HI-SCORER	ROCKETS HI-SCORER	BULLS HI-REBOUND	ROCKETS HI-REBOUND
11/03	CHI	88	96	LaVine-21	Harden-25	Carter Jr.-13	Capela-12
12/01	HOU	105	121	LaVine-29	Harden-30	Parker-12	Capela-15
TOTALS	2	193	217				
AVERAGE		96.5	108.5				

BULLS ALL-TIME VS. ROCKETS: 68-70 (.493)

SEASON	HOME W-L	ROAD W-L	NEUTRAL W-L	SEASON	HOME W-L	ROAD W-L	NEUTRAL W-L	SEASON	HOME W-L	ROAD W-L	NEUTRAL W-L
(San Diego)				1984-85	0-1	0-1		2003-04	0-1	0-1	
1967-68	2-1	2-2	0-1	1985-86	1-0	0-1		2004-05	0-1	0-1	
1968-69	2-1	1-2		1986-87	0-1	0-1		2005-06	0-1	1-0	
1969-70	2-1	0-3	1-0	1987-88	1-0	1-0		2006-07	0-1	0-1	
1970-71	3-0	2-0	1-0	1988-89	1-0	0-1		2007-08	0-1	0-1	
				1989-90	1-0	0-1		2008-09	1-0	0-1	
(Houston)				1990-91	0-1	0-1		2009-10	1-0	1-0	
1971-72	2-1	1-0	2-0	1991-92	1-0	0-1		2010-11	1-0	1-0	
1972-73	2-0	2-0		1992-93	0-1	0-1		2011-12	0-1	0-0	
1973-74	2-0	2-0		1993-94	1-0	0-1		2012-13	0-1	0-1	
1974-75	2-0	0-2		1994-95	1-0	0-1		2013-14	1-0	0-1	
1975-76	1-1	0-2		1995-96	1-0	1-0		2014-15	1-0	0-1	
1976-77	1-1	0-2		1996-97	1-0	0-1		2015-16	1-0	1-0	
1977-78	2-0	1-1		1997-98	1-0	1-0		2016-17	0-1	0-1	
1978-79	1-1	1-1		1998-99	0-0	0-0		2017-18	0-1	0-1	
1979-80	0-1	1-0		1999-00	0-1	0-1		2018-19	0-1	0-1	
1980-81	1-0	0-1		2000-01	0-1	0-1		TOTALS	43-25	21-44	4-1
1981-82	1-0	0-1		2001-02	1-0	1-0					
1982-83	1-0	0-1		2002-03	1-0	0-1					
1983-84	0-1	0-1									

BIGGEST WIN/WORST LOSS:

	DATE	LOCATION	SCORE	MARGIN
Biggest Win (HOU)	02/02/83	Chicago	129-76	53
Worst Loss (HOU)	03/26/00	Houston	78-123	45
Biggest Win (SD)	11/29/68	San Diego	110-89	21
Worst Loss (SD)	01/04/70	San Diego	121-140	19

LAST WIN/LOSS:

	DATE	LOCATION	SCORE
Last Win:	03/31/16	Houston	103-100
Last Loss:	12/01/18	Houston	105-121

2018/19 SEASON SERIES (0-2) CHICAGO BULLS VS. HOUSTON

PLAYER	G-GS	MIN	FG-FGA	PCT	3FG-FGA	PCT	FT-FTA	PCT	OFF	DEF	TOT	AST	PF-DQ	STL	TO	BLK	PTS	AVG	HI
LaVine	2-2	73	15-33	.455	3-12	.250	17-18	.944	1	7	8	7	6-0	3	5	2	50	25.0	29
Parker	2-2	73	14-27	.519	2-6	.333	6-7	.857	2	13	15	2	4-0	2	11	1	36	18.0	21
Carter Jr.	2-2	69	7-13	.538	0-1	.000	8-10	.800	4	17	21	2	5-0	2	3	5	22	11.0	14
Holiday	2-2	60	7-19	.368	4-14	.286	2-2	1.000	0	9	9	2	4-0	6	5	1	20	10.0	11
Markkanen	1-0	26	4-14	.286	2-6	.333	0-0	---	0	4	4	0	2-0	1	0	1	10	10.0	10
Harrison	1-0	12	3-4	.750	1-2	.500	2-2	1.000	0	1	1	0	3-0	1	1	0	9	9.0	9
Hutchinson	2-0	43	6-12	.500	0-0	---	2-2	1.000	3	8	11	2	3-0	2	1	0	14	7.0	12
Arcidiacono	2-1	44	3-9	.333	2-7	.286	2-2	1.000	0	2	2	6	5-0	2	2	0	10	5.0	7
Payne	2-1	43	3-14	.214	0-5	.000	2-4	.500	1	2	3	9	4-0	5	3	0	8	4.0	8
Blakeney	2-0	14	2-8	.250	0-2	.000	2-2	1.000	0	3	3	1	0-0	0	0	0	6	3.0	4
Felicio	2-0	16	2-4	.500	0-0	---	2-2	1.000	0	1	1	0	3-0	0	0	0	6	3.0	4
Lopez	1-0	8	1-2	.500	0-0	---	0-0	---	0	0	0	0	1-0	0	1	0	2	2.0	2
BULLS	2	480	67-159	.421	14-55	.255	45-51	.882	11	67	78	31	40-0	24	33	10	193	96.5	105
ROCKETS	2	480	77-167	.461	29-83	.349	34-50	.680	16	76	92	44	43-0	21	33	12	217	108.5	121

2018/19 SEASON SERIES (2-0) HOUSTON ROCKETS VS. CHICAGO

PLAYER	G-GS	MIN	FG-FGA	PCT	3FG-FGA	PCT	FT-FTA	PCT	OFF	DEF	TOT	AST	PF-DQ	STL	TO	BLK	PTS	AVG	HI
Harden	2-2	64	16-33	.485	11-23	.478	12-15	.800	0	7	7	14	4-0	5	15	1	55	27.5	30
Anthony	1-0	32	8-14	.571	1-7	.143	0-1	.000	0	7	7	0	3-0	0	0	0	17	17.0	17
Gordon	1-0	31	5-12	.417	3-8	.375	2-3	.667	0	3	3	1	5-0	1	3	0	15	15.0	15
Capela	2-2	68	11-22	.500	0-0	---	8-13	.615	8	19	27	1	7-0	1	4	3	30	15.0	18
Ennis III	2-2	42	9-15	.600	4-8	.500	3-4	.750	1	3	4	1	4-0	3	0	2	25	12.5	15
Paul	2-2	67	7-22	.318	2-10	.200	3-5	.600	1	8	9	21	2-0	6	8	1	19	9.5	12
Tucker	2-2	64	6-14	.429	4-8	.444	1-1	1.000	2	9	11	2	6-0	2	0	0	17	8.5	11
Green	2-0	36	7-14	.500	2-8	.250	0-0	---	1	7	8	1	3-0	1	1	1	16	8.0	10
House Jr.	1-0	17	2-7	.286	0-3	.000	2-4	.500	0	1	1	0	3-0	0	0	0	6	6.0	6
Neme	1-0	12	2-3	.667	0-0	---	0-0	---	0	3	3	0	1-0	0	0	1	4	4.0	4
Carter-Williams	1-0	3	1-3	.333	0-0	---	1-2	.500	1	0	1	0	1-0	0	0	1	3	3.0	3
Clark	2-0	24	2-7	.286	2-7	.286	0-0	---	0	8	8	1	1-0	1	0	1	6	3.0	6
Chriss	1-0	3	0-0	---	0-0	---	2-2	1.000	0	0	0	0	0-0	1	0	0	2	2.0	2
Hartenstein	2-0	16	1-1	1.000	0-0	---	0-0	---	2	1	3	2	3-0	0	1	1	2	1.0	2
ROCKETS	2	480	77-167	.461	29-83	.349	34-50	.680	16	76	92	44	43-0	21	33	12	217	108.5	121
BULLS	2	480	67-159	.421	14-55	.255	45-51	.882	11	67	78	31	40-0	24	33	10	193	96.5	105

BULLS VS. ROCKETS IN OVERTIME:

DATE	LOCATION	SCORE	W-L
12/09/83	Chicago	112-115	L
03/16/02 (2OT)	Houston	114-112	W
01/20/06 (2OT)	Chicago	108-109	L
12/04/10	Chicago	119-116	W
02/03/17	Houston	117-121	L
TOTALS	5 GAMES		2-3 (.400)



Office: 125 S. Pennsylvania Street, Indianapolis, IN 46204 **Phone:** (317) 917- 2500
Home Court: Bankers Life Fieldhouse (17,923 – opened in 1999)
Chairman, CEO and NBA Governor: Herbert Simon
Vice Chairman and NBA Alternate Governor: Steve Simon
Vice Chairman: Jim Morris
President of Basketball Operations: Kevin Pritchard
General Manager: Chad Buchanan
Head Coach: Nate McMillan
Assistant Coaches: Bill Bayno, Dan Burke, Popeye Jones
Senior Director of Medical Operations/Head Athletic Trainer: Josh Corbeil
Director of Sports Performance/Assistant Athletic Trainer: Shawn Windle
Physical Therapist/Assistant Athletic Trainer: Patrick Gilbert
Equipment Manager: Josh Conder
Director of Media Relations: David Benner
Associate Director of Media Relations: Krissy Myers
Manager of Public Relations: Wes Kaminski
Radio: 1070 The Fan/93.5 FM – Mark Boyle, Bob Leonard
Television: FSN Indiana – Quinn Buckner, Chris Denari, Jeremiah Johnson
Team Colors: Blue and Gold
Division: Central

BULLS STREAKS:

Overall: 5-L
 Home: 2-L
 Road: 6-L

2019/20 MEETINGS:

11/03 @ Indiana
 01/10 @ Chicago
 01/29 @ Indiana
 03/06 @ Chicago

CHICAGO VS. INDIANA 2018-19 SERIES: 4 GAMES, 0-4

DATE	SITE	BULLS	PACERS	BULLS HI-SCORER	PACERS HI-SCORER	BULLS HI-REBOUND	PACERS HI-REBOUND
11/02	CHI	105	107	Blakeney-22	Oladipo-25	Felicio-9	Oladipo-14
12/04	IND	90	96	Markkanen-21	Collison-23	Carter Jr.-13	Turner/Sabonis-11
01/04	CHI	116	119	LaVine-31	Oladipo-36	Markkanen-9	Sabonis-12
03/05	IND	96	105	LaVine-27	Bogdanovic-27	Markkanen-13	Turner-11
TOTALS	4	407	427				
AVERAGE		101.8	106.8				

BULLS ALL-TIME VS. PACERS: 97-91 (.516)

SEASON	HOME W-L	ROAD W-L	NEUTRAL W-L	SEASON	HOME W-L	ROAD W-L	NEUTRAL W-L	SEASON	HOME W-L	ROAD W-L	NEUTRAL W-L
1976-77	2-0	0-2		1995-96	1-1	1-1		2014-15	1-1	1-1	
1977-78	2-0	1-1		1996-97	2-0	2-0		2015-16	2-0	1-1	
1978-79	2-0	0-2		1997-98	1-1	1-1		2016-17	2-0	0-2	
1979-80	0-1	0-1		1998-99	0-1	0-2		2017-18	1-1	0-2	
1980-81	1-1	2-1		1999-00	1-1	0-2		2018-19	0-2	0-2	
1981-82	3-0	0-3		2000-01	0-2	0-2		TOTALS	66-27	31-64	0-0
1982-83	2-1	2-1		2001-02	0-2	0-2					
1983-84	2-1	1-2		2002-03	2-0	0-2					
1984-85	1-2	1-2		2003-04	1-1	0-2					
1985-86	2-1	1-2		2004-05	2-0	0-2					
1986-87	2-0	1-2		2005-06	1-1	1-1					
1987-88	2-1	1-2		2006-07	2-0	1-1					
1988-89	3-0	1-2		2007-08	1-1	1-1					
1989-90	2-0	0-3		2008-09	2-0	0-2					
1990-91	3-0	1-1		2009-10	2-0	1-1					
1991-92	1-1	2-0		2010-11	2-0	1-1					
1992-93	2-0	3-0		2011-12	1-1	1-0					
1993-94	2-1	2-0		2012-13	1-1	0-2					
1994-95	2-0	0-2		2013-14	2-0	0-2					

BIGGEST WIN/WORST LOSS:

	DATE	LOCATION	SCORE	MARGIN
Biggest Win	03/13/89	Chicago	122-90	32
Worst Loss	03/28/03	Indiana	89-140	51

LAST WIN/LOSS:

	DATE	LOCATION	SCORE
Last Win:	12/29/17	Chicago	119-107
Last Loss:	03/05/19	Indiana	96-105

2018/19 SEASON SERIES (0-4) CHICAGO BULLS VS. INDIANA

PLAYER	G-GS	MIN	FG-FGA	PCT	3FG-FGA	PCT	FT-FTA	PCT	OFF	DEF	TOT	AST	PF-DQ	STL	TO	BLK	PTS	AVG	HI
LeVine	4-4	141	35-79	.443	10-25	.400	11-13	.846	1	14	15	20	16-0	4	14	1	91	22.8	31
Markkanen	3-3	108	23-58	.397	10-29	.345	6-8	.750	8	24	32	5	11-0	3	9	1	62	20.7	27
Holiday	2-2	77	12-25	.480	8-17	.471	2-2	1.000	3	4	7	5	2-0	1	2	1	34	17.0	19
Carter Jr.	3-3	98	16-30	.533	0-1	.000	6-7	.857	13	16	29	13	11-0	5	3	3	38	12.7	15
Blakeney	3-0	46	14-22	.636	4-8	.500	3-3	1.000	0	6	6	0	1-0	2	1	0	35	11.7	22
Dunn	2-2	71	8-18	.444	2-4	.500	3-4	.750	1	11	12	22	9-0	2	3	0	21	10.5	16
Brooks (TOT)	1-0	22	2-9	.222	0-3	.000	5-7	.714	0	2	2	1	0-0	0	0	0	9	9.0	9
Parker	3-1	73	13-32	.406	4-4	.000	1-1	1.000	4	15	19	4	0-0	0	9	0	27	9.0	12
Anthony (TOT)	1-0	24	3-9	.333	2-7	.286	0-0	---	2	3	5	1	2-0	0	0	0	8	8.0	8
Lopez	3-1	42	10-19	.526	0-0	---	2-2	1.000	8	4	12	2	2-0	0	4	5	22	7.3	20
Payne	2-1	46	5-12	.417	2-5	.400	1-1	1.000	0	3	3	12	6-0	0	1	0	13	6.5	10
Felicio	2-0	29	5-8	.625	0-0	---	2-4	.500	3	8	11	2	5-0	0	2	1	12	6.0	9
Selden Jr. (TOT)	2-0	30	4-9	.444	1-3	.333	2-2	1.000	1	3	4	1	2-0	0	0	2	11	5.5	6
Selden Jr. (CHI)	1-0	24	2-6	.333	0-2	.000	2-2	1.000	1	3	4	1	2-0	0	0	2	6	6.0	6
Harrison	3-0	50	7-15	.467	2-2	.000	0-0	---	3	3	6	3	5-0	3	1	1	14	4.7	6
Hutchison	3-1	52	6-17	.353	2-6	.333	0-0	---	0	8	8	3	5-0	0	1	1	14	4.7	7
Porter Jr. (TOT)	3-3	55	4-19	.211	2-9	.222	0-0	---	1	9	10	5	4-0	6	4	3	10	3.3	7
Porter Jr. (CHI)	1-1	33	3-11	.273	1-5	.200	0-0	---	0	4	4	2	1-0	4	3	2	7	7.0	7
Arcidiacono	4-1	91	3-14	.214	1-6	.167	4-4	1.000	1	7	8	11	7-0	3	5	0	11	2.8	8
Louwau-Cabarrut (1)	1-0	5	0-1	.000	0-1	.000	0-0	---	0	0	0	0	0-0	0	0	0	0	0.0	0
Louwau-Cabarrut (C)	1-0	5	0-1	.000	0-1	.000	0-0	---	0	0	0	0	0-0	0	0	0	0	0.0	0
BULLS	4	985	162-367	.441	40-115	.348	43-51	.843	46	130	176	105	86-0	27	61	18	407	101.8	116
PACERS	4	985	162-338	.479	33-101	.327	70-87	.805	35	142	177	87	65-0	31	54	27	427	106.8	119

2018/19 SEASON SERIES (4-0) INDIANA PACERS VS. CHICAGO

PLAYER	G-GS	MIN	FG-FGA	PCT	3FG-FGA	PCT	FT-FTA	PCT	OFF	DEF	TOT	AST	PF-DQ	STL	TO	BLK	PTS	AVG	HI
Oladipo	2-2	73	23-47	.489	5-19	.263	10-11	.909	2	19	21	9	3-0	5	2	2	61	30.5	36
Collison	4-4	129	21-37	.568	9-18	.500	14-15	.933	1	16	17	11	7-0	4	9	0	65	16.3	23
Bogdanovic	4-4	136	22-46	.478	7-15	.467	11-14	.786	2	18	20	8	6-0	2	3	0	62	15.5	27
Matthews (TOT)	2-2	65	10-25	.400	6-19	.316	4-4	1.000	0	5	5	8	2-0	3	3	0	30	15.0	20
Matthews (IND)	1-1	34	4-10	.400	2-8	.250	0-0	---	0	3	3	4	2-0	1	2	0	10	10.0	10
Sabonis	3-0	80	14-25	.560	0-0	---	13-15	.867	7	19	26	6	6-0	4	7	2	41	13.7	23
Turner	4-4	124	21-42	.500	3-7	.429	9-13	.692	5	21	26	9	12-0	1	8	18	54	13.5	18
Evans	4-1	74	16-41	.390	1-10	.100	8-10	.800	2	7	9	8	4-0	3	9	0	41	10.3	13
T. Young	4-4	139	20-40	.500	1-5	.200	0-2	.000	11	17	28	11	10-0	5	6	2	41	10.3	16
Joseph	4-0	102	9-21	.429	1-5	.200	2-3	.667	1	11	12	12	5-0	2	5	1	21	5.3	9
Holiday	1-0	12	2-6	.333	1-3	.333	0-0	---	0	0	0	3	2-0	2	0	0	5	5.0	5
McDermott	4-0	60	6-14	.429	3-9	.333	2-2	1.000	1	3	4	5	4-0	2	2	1	17	4.3	6
Leaf	2-0	12	3-6	.500	0-2	.000	0-0	---	2	4	6	0	1-0	0	0	0	6	3.0	4
O'Quinn	1-0	11	1-3	.333	0-0	---	1-2	.500	1	4	5	1	3-0	0	1	1	3	3.0	3
PACERS	4	985	162-338	.479	33-101	.327	70-87	.805	35	142	177	87	65-0	31	54	27	427	106.8	119
BULLS	4	985	162-367	.441	40-115	.348	43-51	.843	46	130	176	105	86-0	27	61	18	407	101.8	116

BULLS VS. PACERS IN OVERTIME:

DATE	LOCATION	SCORE	W-L
12/08/81	Chicago	118-116	W
01/14/83	Indiana	126-123	W
03/19/95	Indiana	96-103	L
03/18/11	Indiana	108-115	L
12/30/15	Chicago	102-100	W
01/04/19	Chicago	116-119	L
TOTALS	6 GAMES		3-3 (.500)



Office: 6951 South Centinela Ave., Playa Vista, CA 90094 **Phone:** (310) 862-6000
Home Court: STAPLES Center (19,060 – opened in 1999)
Owner: Steve Ballmer
President, Basketball Operations: Lawrence Frank
Head Coach: Glenn "Doc" Rivers
General Manager: Michael Winger
Assistant General Managers: Trent Redden, Mark Hughes
Assistant Coaches: Tyrone Lue, Rex Kalamian, Sam Cassell, Brendan O'Connor, Armond Hill, Casey Hill, John Welch, Jeremy Castberry
Assistant Coach/Vice President of Player Performance: Todd Wright
Director of Medical Services/Head Athletic Trainer: Jasen Powell
Chief Communications Officer: Chris Wallace
Director of Communications: Dennis Rogers
Basketball Communications Manager: Curtis Jackson
Basketball Communications Coordinator: Colette Garcia
Television: Prime Ticket – Brian Sieman
Radio: AM 570 (LA Sports) – Noah Eagle
Spanish Radio: ESPN Deportes (1330 AM) – Armando Garcia
Team colors: Red, Blue, Black, Silver, and White
Division: Pacific

BULLS STREAKS:

Overall: 7-L
 Home: 3-L
 Road: 4-L

2019/20 MEETINGS:

12/14 @ Chicago
 04/08 @ Los Angeles

CHICAGO VS. L.A. CLIPPERS 2018/19 SERIES: 2 GAMES, 0-2

DATE	SITE	BULLS	CLIPPERS	BULLS HI-SCORER	CLIPPERS HI-SCORER	BULLS HI-REBOUND	CLIPPERS HI-REBOUND
01/25	CHI	101	106	LaVine-29	Williams-31	Portis-15	Williams-10
03/15	LAC	121	128	LaVine-31	Gallinari-27	Markkanen/Lopez-8	Beverley-8
TOTALS	2	222	234				
AVERAGE		111.0	117.0				

BULLS ALL-TIME VS. CLIPPERS: 65-53 (.551)

SEASON	HOME W-L	ROAD W-L	NEUTRAL W-L	SEASON	HOME W-L	ROAD W-L	NEUTRAL W-L	SEASON	HOME W-L	ROAD W-L	NEUTRAL W-L
(Buffalo)				1986-87	1-0	1-0		2007-08	0-1	1-0	
1970-71	2-0	1-0	1-0	1987-88	1-0	1-0		2008-09	1-0	1-0	
1971-72	2-0	1-1		1988-89	1-0	0-1		2009-10	0-1	0-1	
1972-73	2-0	0-2		1989-90	1-0	0-1		2010-11	0-1	1-0	
1973-74	2-0	0-1	1-0	1990-91	1-0	1-0		2011-12	0-0	1-0	
1974-75	2-0	1-1		1991-92	1-0	1-0		2012-13	0-1	0-1	
1975-76	0-2	1-1		1992-93	1-0	1-0		2013-14	0-1	0-1	
1976-77	2-0	1-1		1993-94	1-0	1-0		2014-15	0-1	1-0	
1977-78	0-2	1-1		1994-95	0-1	1-0		2015-16	1-0	0-1	
(San Diego)				1995-96	1-0	1-0		2016-17	0-1	0-1	
1978-79	0-2	0-2		1996-97	1-0	1-0		2017-18	0-1	0-1	
1979-80	3-0	1-2		1997-98	1-0	1-0		2018-19	0-1	0-1	
1980-81	1-0	0-1		1998-99	0-0	1-0		TOTALS	36-21	27-32	2-0
1981-82	1-0	1-0		1999-00	1-0	1-0					
1982-83	1-0	0-1		2000-01	0-1	0-1					
1983-84	1-0	0-1		2001-02	0-1	0-1					
(Los Angeles)				2002-03	0-1	0-1					
1984-85	1-0	1-0		2003-04	1-0	0-1					
1985-86	1-0	0-1		2004-05	0-1	0-1					
				2005-06	0-1	1-0					
				2006-07	0-1	0-1					

BIGGEST WIN/WORST LOSS:

	DATE	LOCATION	SCORE	MARGIN
Biggest Win (LA)	12/14/90	Chicago	129-88	40
Worst Loss (LA)	11/24/13	Los Angeles	82-121	39
Biggest Win (SD)	11/06/81	Chicago	114-93	21
Worst Loss (SD)	02/17/81	San Diego	95-128	33
Biggest Win (BUF)	02/05/72	Chicago	130-96	34
Worst Loss (BUF)	11/06/71	Buffalo	90-115	31

LAST WIN/LOSS:

	DATE	LOCATION	SCORE
Last Win:	12/10/15	Chicago	83-80
Last Loss:	03/15/19	Los Angeles	121-128

2018/19 SEASON SERIES (0-2) CHICAGO BULLS VS. L.A. CLIPPERS

PLAYER	G-GS	MIN	FG-FGA	PCT	3FG-FGA	PCT	FT-FTA	PCT	OFF	DEF	TOT	AST	PF-PQ	STL	TO	BLK	PTS	AVG	HI
LaVine	2-2	75	19-39	.487	5-14	.357	17-20	.850	2	9	11	10	4-0	2	7	0	60	30.0	31
Portis	1-1	34	9-20	.450	0-3	.000	0-0	---	7	8	15	1	3-0	0	1	0	18	18.0	18
Anthony (TOT)	2-1	61	11-26	.423	7-13	.538	4-5	.800	1	7	8	1	7-0	1	1	2	33	16.5	24
Parker	1-0	23	6-9	.667	2-3	.667	1-1	1.000	0	4	4	3	2-0	1	0	1	15	15.0	15
Hutchinson	1-1	41	5-15	.333	1-7	.143	1-2	.500	1	11	12	2	4-0	1	1	0	12	12.0	12
Dunn	2-2	64	9-26	.346	2-7	.286	3-3	1.000	1	8	9	13	1-1	4	7	1	23	11.5	14
Markkanen	2-2	59	7-21	.333	5-10	.500	4-7	.571	4	12	16	1	5-0	1	2	3	23	11.5	13
Lopez	2-1	42	9-14	.643	0-0	---	4-4	1.000	4	6	10	4	2-0	1	0	4	22	11.0	22
Porter Jr. (TOT)	3-3	98	13-29	.448	4-11	.364	2-2	1.000	2	19	21	4	2-0	4	0	1	32	10.7	15
Porter Jr. (CHI)	1-1	30	6-11	.545	3-5	.600	0-0	---	0	2	2	0	1-0	0	0	0	15	15.0	15
Brooks (TOT)	1-0	16	3-7	.429	2-3	.667	1-2	.500	0	1	1	1	0-0	0	0	1	9	9.0	9
Selden Jr. (TOT)	3-0	47	9-21	.429	1-3	.333	3-3	1.000	1	6	7	4	7-0	1	1	1	22	7.3	14
Selden Jr. (CHI)	2-0	33	6-13	.462	1-2	.500	3-3	1.000	0	5	5	4	6-0	1	1	0	16	8.0	14
Felicio	1-0	13	1-2	.500	0-0	---	3-3	1.000	1	2	3	1	0-0	0	2	0	5	5.0	5
Arcoidiacono	2-0	21	1-5	.200	1-3	.333	1-2	.500	0	1	1	2	3-0	1	0	0	4	2.0	3
Blakeney	1-0	6	1-2	.500	0-0	---	0-0	---	0	4	4	1	2-0	0	1	1	2	2.0	2
Harrison	2-0	26	2-4	.500	0-1	.000	0-0	---	0	0	0	2	3-0	2	2	0	4	2.0	4
Luwawu-Cabarrot (T)	1-0	15	1-1	1.000	1-1	1.000	0-0	---	0	1	1	0	3-0	0	0	1	3	3.0	3
Luwawu-Cabarrot (C)	1-0	15	1-1	1.000	1-1	1.000	0-0	---	0	1	1	0	3-0	0	0	1	3	3.0	3
BULLS	2	480	82-182	.451	21-56	.375	37-45	.822	20	73	93	44	49-1	14	28	11	222	111.0	121
CLIPPERS	2	480	82-181	.453	18-41	.439	52-64	.813	20	73	93	55	44-0	12	24	9	234	117.0	128

2018/19 SEASON SERIES (2-0) LOS ANGELES CLIPPERS VS. CHICAGO

PLAYER	G-GS	MIN	FG-FGA	PCT	3FG-FGA	PCT	FT-FTA	PCT	OFF	DEF	TOT	AST	PF-PQ	STL	TO	BLK	PTS	AVG	HI
Harris	1-1	38	10-15	.667	3-6	.500	6-7	.857	0	8	8	3	2-0	0	5	0	29	29.0	29
Gallinari	1-1	34	10-14	.714	4-4	1.000	3-5	.600	0	7	7	2	2-0	1	1	1	27	27.0	27
Williams	2-0	60	15-36	.417	3-9	.333	19-22	.864	1	12	13	12	2-0	1	4	1	52	26.0	31
Harrell	2-0	55	14-29	.483	0-1	.000	9-10	.900	4	5	9	3	9-0	1	5	3	37	18.5	26
Gilgeous-Alexander	2-2	52	9-18	.500	1-4	.250	4-7	.571	1	6	7	12	4-0	3	3	1	23	11.5	17
Bradley	1-1	35	5-12	.407	1-2	.500	0-0	---	1	4	5	2	2-0	1	2	0	11	11.0	11
Shamet (TOT)	2-1	56	7-18	.389	7-13	.538	0-0	---	0	6	6	5	3-0	3	1	1	21	10.5	12
Shamet (LAC)	1-1	27	3-11	.273	3-6	.500	0-0	---	0	2	2	4	2-0	1	1	0	9	9.0	9
Robinson	1-0	17	3-4	.750	2-2	1.000	0-0	---	0	2	2	0	2-0	1	0	0	8	8.0	8
Zubac (TOT)	2-1	32	6-10	.600	0-0	---	4-5	.800	4	6	10	3	8-0	0	0	0	16	8.0	9
Zubac (LAC)	1-1	24	4-8	.500	0-0	---	1-1	1.000	4	3	7	2	5-0	0	0	0	9	9.0	9
Beverley	2-2	71	5-16	.313	1-5	.200	4-4	1.000	5	9	14	12	5-0	1	1	2	15	7.5	13
Temple (TOT)	1-0	13	1-4	.250	0-1	.000	4-4	1.000	0	1	1	0	1-0	2	0	0	6	6.0	6
Temple (LAC)	1-0	13	1-4	.250	0-1	.000	4-4	1.000	0	1	1	0	1-0	2	0	0	6	6.0	6
Gortat	1-1	18	1-3	.333	0-0	---	2-2	1.000	0	8	8	0	0-0	0	0	1	4	4.0	4
Motley	1-0	10	2-6	.333	0-0	---	0-2	.000	3	4	7	1	2-0	0	0	0	4	4.0	4
Chandler (TOT)	1-0	13	0-2	.000	0-1	.000	0-0	---	0	1	1	1	3-0	0	0	0	0	0.0	0
Chandler (LAC)	1-0	13	0-2	.000	0-1	.000	0-0	---	0	1	1	1	3-0	0	0	0	0	0.0	0
Green (TOT)	1-0	14	0-1	.000	0-0	---	0-0	---	0	1	1	1	3-0	0	1	0	0	0.0	0
Green (LAC)	1-0	14	0-1	.000	0-0	---	0-0	---	0	1	1	1	3-0	0	1	0	0	0.0	0
Thornwell	2-0	1	0-2	.000	0-0	---	0-0	---	1	0	1	0	0-0	0	0	0	0	0.0	0
CLIPPERS	2	480	82-181	.453	18-41	.439	52-64	.813	20	73	93	55	44-0	12	24	9	234	117.0	128
BULLS	2	480	82-182	.451	21-56	.375	37-45	.822	20	73	93	44	49-1	14	28	11	222	111.0	121

BULLS VS. CLIPPERS IN OVERTIME:

DATE	LOCATION	SCORE	W-L	DATE	LOCATION	SCORE	W-L
01/18/69	Chicago	107-102	W	02/04/93	Los Angeles	107-105	W
11/04/73	Toronto	101-95	W	11/21/97 (TOT)	Los Angeles	111-102	W
03/11/83 (TOT)	San Diego	123-130	L	04/02/04	Chicago	114-110	W
01/03/89	Chicago	126-121	W	12/17/08	Chicago	115-109	W
11/20/92	Los Angeles	118-120	L	TOTALS	9 GAMES	7-2 (.778)	



Office: 2275 E. Mariposa Ave., El Segundo, CA 90245 **Phone:** (310) 426-6000
Home Court: STAPLES Center (18,997 – opened in 1999)
Governor: Jeanie Buss
President, Business Operations & COO: Tim Harris
General Manager: Rob Pelinka
Head Coach: Frank Vogel
Assistant Coaches: Jason Kidd, Lionel Hollins, Phil Handy, Miles Simon, Mike Penberthy, Quinton Crawford
Head Athletic Trainer: Nina Hsieh
Director, Strength & Endurance Training/Head Strength & Conditioning Coach: Gunnar Peterson
Equipment Manager: Andrew Henk
Director, Media Relations: Alison Bogli
Associate Director, Media Relations: Ta’Nisha Cooper
Manager, Media Relations: Will Patterson
Coordinator, Media Relations: T.C. Greene
Assistant, Media Relations: Matt Fleer
Television: Spectrum SportsNet-Bill MacDonald, Stu Lantz, Mike Trudell
Radio: ESPNLA Radio (710 AM)-John Ireland, Mychal Thompson
Spanish Radio: ESPN Deportes (1330 AM)-Fernando Gonzalez, Jose “Pepe” Mantilla, Francisco Pinto
Team Colors: Purple and Gold
Division: Pacific

BULLS STREAKS:

Overall: 5-L
 Home: 3-L
 Road: 2-L

2019/20 MEETINGS:

11/05 @ Chicago
 04/07 @ Los Angeles

CHICAGO VS. L.A. LAKERS 2018/19 SERIES: 2 GAMES, 0-2

DATE	SITE	BULLS	LAKERS	BULLS HI-SCORER	LAKERS HI-SCORER	BULLS HI-REBOUND	LAKERS HI-REBOUND
01/15	LAL	100	107	Parker-18	Ball-19	Carter Jr.-10	Kuzma-12
03/12	CHI	107	123	Lopez-20	James-36	Porter Jr.-9	McGee-11
TOTALS	2	207	230				
AVERAGE		103.5	115.0				

BULLS ALL-TIME VS. LAKERS: 63-91 (.409)

SEASON	HOME W-L	ROAD W-L	NEUTRAL W-L	SEASON	HOME W-L	ROAD W-L	NEUTRAL W-L	SEASON	HOME W-L	ROAD W-L	NEUTRAL W-L
1966-67	3-1	3-2		1985-86	0-1	0-1		2004-05	1-0	0-1	
1967-68	0-2	1-3	0-2	1986-87	0-1	0-1		2005-06	0-1	1-0	
1968-69	2-2	1-2		1987-88	1-0	0-1		2006-07	1-0	0-1	
1969-70	2-0	1-2	1-0	1988-89	1-0	1-0		2007-08	0-1	0-1	
1970-71	2-1	0-3		1989-90	1-0	0-1		2008-09	0-1	0-1	
1971-72	0-2	1-1		1990-91	1-0	0-1		2009-10	0-1	0-1	
1972-73	1-2	0-3		1991-92	0-1	1-0		2010-11	1-0	0-1	
1973-74	1-2	0-3		1992-93	0-1	0-1		2011-12	0-0	1-0	
1974-75	1-1	2-0		1993-94	0-1	1-0		2012-13	1-0	0-1	
1975-76	2-1	1-1		1994-95	0-1	1-0		2013-14	1-0	1-0	
1976-77	2-0	1-1		1995-96	1-0	1-0		2014-15	1-0	0-1	
1977-78	1-1	1-1		1996-97	1-0	0-1		2015-16	1-0	1-0	
1978-79	0-2	1-1		1997-98	1-0	0-1		2016-17	0-1	1-0	
1979-80	0-3	1-2		1998-99	0-0	0-0		2017-18	0-1	0-1	
1980-81	0-1	1-0		1999-00	0-1	0-1		2018-19	0-1	0-1	
1981-82	1-0	1-0		2000-01	0-1	0-1		TOTALS	34-40	28-49	1-2
1982-83	0-1	0-1		2001-02	1-0	1-0					
1983-84	0-1	0-1		2002-03	1-0	0-1					
1984-85	0-1	1-0		2003-04	0-1	0-1					

BIGGEST WIN/WORST LOSS:

	DATE	LOCATION	SCORE	MARGIN
Biggest Win	02/18/75	Chicago	128-105	23
	01/28/16	Los Angeles	114-91	23
Worst Loss	11/18/07	Los Angeles	78-106	28

LAST WIN/LOSS:

	DATE	LOCATION	SCORE
Last Win:	11/20/16	Los Angeles	118-110
Last Loss:	03/12/19	Chicago	107-123

2018/19 SEASON SERIES (0-2) CHICAGO BULLS VS. L.A. LAKERS

PLAYER	G-GS	MIN	FG-FGA	PCT	3FG-FGA	PCT	FT-FTA	PCT	OFF	DEF	TOT	AST	PF-PQ	STL	TO	BLK	PTS	AVG	HI
Lopez	1-1	35	9-14	.643	0-0	---	2-2	1.000	3	4	7	3	1-0	0	1	0	20	20.0	20
Porter Jr. (TOT)	1-1	33	5-14	.357	4-8	.500	5-5	1.000	0	9	9	2	1-0	0	2	0	19	19.0	19
Porter Jr. (CHI)	1-1	33	5-14	.357	4-8	.500	5-5	1.000	0	9	9	2	1-0	0	2	0	19	19.0	19
Parker	1-0	17	7-10	.700	2-4	.500	2-4	.500	2	1	3	2	4-0	2	0	0	18	18.0	18
Markkanen	2-2	66	10-31	.323	3-16	.188	5-5	1.000	3	5	8	0	4-0	1	3	1	28	14.0	17
Ardiciacono	2-1	51	8-13	.615	3-5	.600	7-7	1.000	1	5	6	7	4-0	4	1	1	26	13.0	14
Dunn	2-2	64	10-23	.435	2-4	.500	2-2	1.000	2	10	12	13	7-0	3	9	2	24	12.0	18
Hutchison	1	27	5-9	.556	0-1	.000	2-2	1.000	2	3	5	0	3-0	2	0	0	12	12.0	12
Selden Jr. (TOT)	4-0	63	16-30	.533	7-12	.583	4-6	.667	4	7	11	4	6-0	2	5	2	43	10.8	17
Selden Jr. (CHI)	2-0	24	5-9	.556	4-5	.800	0-0	---	0	4	4	0	3-0	0	3	0	14	7.0	9
LaVine	1-1	33	4-11	.364	1-4	.250	1-2	.500	---	---	---	---	---	---	---	---	---	---	---
Carter Jr.	1-1	28	3-9	.333	0-1	.000	0-0	---	2	8	10	2	3-0	1	3	1	6	6.0	6
Blakeaney	1-0	11	2-3	.667	0-1	.000	0-0	---	0	3	3	0	3-0	0	1	0	4	4.0	4
Felicio	2-0	12	4-7	.571	0-0	---	0-0	---	5	2	7	1	2-0	1	1	0	8	4.0	6
Brooks (TOT)	1-0	12	1-4	.250	0-2	.000	0-0	---	0	0	0	0	2-0	1	0	0	2	2.0	2
Portis	1-0	17	1-11	.091	0-4	.000	0-0	---	2	5	7	3	4-0	0	0	0	2	2.0	2
Luwawu-Cabarrot (T)	1-0	12	0-1	.000	0-0	---	0-0	---	0	0	0	0	1-0	1	0	0	0	0.0	0
Luwawu-Cabarrot (L)	1-0	12	0-1	.000	0-0	---	0-0	---	0	0	0	0	1-0	1	0	0	0	0.0	0
Sampson	1-0	2	0-1	.000	0-1	.000	0-0	---	0	0	0	0	0-0	0	0	0	0	0.0	0
BULLS	2	480	79-183	.432	20-58	.345	29-36	.806	24	66	90	44	48-0	17	31	6	207	103.5	107
LAKERS	2	480	85-168	.506	21-59	.356	39-54	.722	18	74	92	44	32-0	18	31	9	230	115.0	123

2018/19 SEASON SERIES (2-0) LOS ANGELES LAKERS VS. CHICAGO

PLAYER	G-GS	MIN	FG-FGA	PCT	3FG-FGA	PCT	FT-FTA	PCT	OFF	DEF	TOT	AST	PF-PQ	STL	TO	BLK	PTS	AVG	HI
James	1-1	33	15-23	.652	2-4	.500	4-5	.800	1	9	10	4	2-0	2	5	0	36	36.0	36
Caldwell-Pope	2-1	63	11-22	.500	5-14	.357	14-16	.875	3	7	10	2	3-0	4	2	0	41	20.5	24
Ball	1-1	38	8-17	.471	3-7	.429	0-0	---	4	4	8	6	0-0	2	3	0	19	19.0	19
Kuzma	2-2	64	15-32	.469	3-11	.273	4-7	.571	2	15	17	6	4-0	1	5	0	37	18.5	21
B. Ingram	1-1	40	7-13	.538	0-2	.000	2-4	.500	0	9	9	7	4-0	1	3	0	16	16.0	16
Rondo	1-1	31	6-9	.667	2-4	.500	0-0	---	1	3	4	10	2-0	2	2	0	14	14.0	14
Bullock (TOT)	3-3	84	13-33	.394	5-19	.263	7-7	1.000	0	5	5	7	4-0	3	5	1	38	12.7	16
Bullock (LAL)	1-1	22	3-9	.333	1-6	.167	2-2	1.000	0	2	2	0	0-0	2	0	0	9	9.0	9
McGee	2-1	47	7-18	.389	0-0	---	5-6	.833	5	10	15	1	3-0	1	1	6	19	9.5	10
Chandler (TOT)	1-1	26	3-3	1.000	0-0	---	2-4	.500	1	2	3	2	2-0	0	0	1	8	8.0	8
Chandler (LAL)	1-1	26	3-3	1.000	0-0	---	2-4	.500	1	2	3	2	2-0	0	0	1	8	8.0	8
Zubac	1-0	8	2-2	1.000	0-0	---	3-4	.750	0	3	3	1	3-0	0	0	0	7	7.0	7
Mykhailiuk	1-0	16	2-5	.400	2-4	.500	0-0	---	0	0	0	1	2-0	0	0	0	6	6.0	6
Wagner	1-0	10	2-4	.500	1-3	.333	0-0	---	0	1	1	1	1-0	0	0	0	5	5.0	5
Beasley	1-0	11	1-4	.250	0-0	---	2-4	.500	1	3	4	0	1-0	0	2	0	4	4.0	4
Caruso	1-0	11	1-1	1.000	1-1	1.000	0-0	---	0	0	0	1	1-0	1	2	0	3	3.0	3
Stephenson	1-0	3	1-1	1.000	1-1	1.000	0-0	---	0	0	0	0	1-0	0	2	0	3	3.0	3
Hart	2-0	46	1-3	.333	0-2	.000	0-0	---	0	6	6	2	2-0	2	2	2	10	10.0	10
Williams	1-0	4	0-1	.000	0-0	---	1-2	.500	0	0	0	0	1-0	0	1	0	1	1.0	1
A. Ingram	1-0	2	0-1	.000	0-0	---	0-0	---	0	0	0	0	0-0	0	0	0	0	0.0	0
Muscala (TOT)	1-0	4	0-0	---	0-0	---	0-0	---	0	0	0	0	0-0	0	0	0	0	0.0	0
Muscala (LAL)	1-0	4	0-0	---	0-0	---	0-0	---	0	0	0	0	0-0	0	0	0	0	0.0	0
LAKERS	2	480	85-168	.506	21-59	.356	39-54	.722	18	74	92	44	32-0	18	31	9	230	115.0	123
BULLS	2	480	79-183	.432	20-58	.345	29-36	.806	24	66	90	44	48-0	17	31	6	207	103.5	107

BULLS VS. LAKERS IN OVERTIME:

DATE	LOCATION	SCORE	W-L	DATE	LOCATION	SCORE	W-L
11/05/68	Chicago	109-112	L	12/17/96	Chicago	129-123	W
11/30/69	Los Angeles	116-114	W	01/12/02	Chicago	106-104	W
01/10/70	Chicago	116-112	W	01/20/14	Chicago	102-100	W
02/27/72	Los Angeles	118-123	L	01/29/15 (OT)	Los Angeles	118-123	L
12/12/72	Chicago	105-106	L	TOTALS	9 GAMES	5-4 (.556)	



**MEMPHIS
GRIZZLIES**

Office: 191 Beale St., Memphis, TN 38013

Phone: (901) 205-1234

Home Court: FedExForum (17,794 – opened in 2004)

Controlling Owner and Chairman: Robert J. Pera

Team President: Jason Wexler

Executive Vice President of Basketball Operations: Zachary Z. Kleiman

Vice President of Basketball Affairs: Tayshaun Prince

Vice President of Basketball Strategy: Rich Cho

Vice President of Team Operations and Player Programs: Chantal Hassard

Head Coach: Taylor Jenkins

Assistant Coaches: Niele Ivey, Brad Jones, David McClure, James "Scoonie" Penn, Vitaly Potapenko, Neven Spahija

Vice President of Communications and Basketball Information Strategy: Laura Ehret

Senior Director of Communications and Publications: Jason Wallace

Manager of Communications and Publications: Ross Wooden

Manager of Communications and Publications: Maggie Yang

Coordinator of Communications and Publications: Geoff Langham

Radio: ESPN 92.9 FM/680AM – Eric Hasseltine, Hank McDowell, Elliot Perry, Michael Wallace

Television: Fox Sports Southeast – Pete Pranic, Brevin Knight, Rob Fischer, Chris Vernon

Team Colors: Memphis Midnight, Beale Street Blue, Smoke Blue and Grizzlies Gold

Division: Southwest

BULLS STREAKS:

Overall: 4-W

Home: 2-W

Road: 3-W

2019/20 MEETINGS:

10/25 @ Memphis

12/04 @ Chicago

CHICAGO VS. MEMPHIS 2018/19 SERIES: 2 GAMES, 2-0

DATE	SITE	BULLS	GRIZZLIES	BULLS HI-SCORER	GRIZZLIES HI-SCORER	BULLS HI-REBOUND	GRIZZLIES HI-REBOUND
02/13	CHI	122	110	Porter Jr.-37	Bradley-15	Porter Jr.-10	Valanciunas-7
02/27	MEM	109	107	LaVine-30	Bradley-23	Markkanen-10	Noah-9
TOTALS	2	231	217				
AVERAGE		115.5	108.5				

BULLS ALL-TIME VS. GRIZZLIES: 27-20 (.575)

SEASON	HOME W-L	ROAD W-L	NEUTRAL W-L	SEASON	HOME W-L	ROAD W-L	NEUTRAL W-L
(Vancouver)				2006-07	1-0	0-1	
1995-96	1-0	1-0		2007-08	1-0	0-1	
1996-97	1-0	1-0		2008-09	1-0	0-1	
1997-98	1-0	1-0		2009-10	0-1	0-1	
1998-99	1-0	0-0		2010-11	1-0	1-0	
1999-00	0-1	0-1		2011-12	1-0	0-1	
2000-01	1-0	0-1		2012-13	0-1	0-1	
(Memphis)				2013-14	0-1	1-0	
2001-02	1-0	0-1		2014-15	0-1	1-0	
2002-03	1-0	0-1		2015-16	1-0	0-1	
2003-04	0-1	0-1		2016-17	0-1	1-0	
2004-05	1-0	1-0		2017-18	1-0	1-0	
2005-06	1-0	0-1		2018-19	1-0	1-0	
				TOTALS	17-7	10-13	0-0

BIGGEST WIN/WORST LOSS:

	DATE	LOCATION	SCORE	MARGIN
Biggest Win (MEM)	01/13/07	Chicago	111-66	45
Worst Loss (MEM)	03/12/03	Memphis	95-124	29
Biggest Win (VAN)	11/5/96	Chicago	96-73	23
Worst Loss (VAN)	02/04/00	Vancouver	76-101	25

LAST WIN/LOSS:

	DATE	LOCATION	SCORE
Last Win:	02/27/19	Memphis	109-107
Last Loss:	03/15/17	Chicago	91-98

2018/19 SEASON SERIES (2-0) CHICAGO BULLS VS. MEMPHIS

PLAYER	G-GS	MIN	FG-FGA	PCT	3FG-FBA	PCT	FT-FTA	PCT	OFF	DEF	TOT	AST	PF-DQ	STL	TO	BLK	PTS	AVG	HI
Porter Jr. (TOT)	3-3	104	29-46	.630	9-17	.529	5-6	.833	3	19	22	8	8-0	4	5	4	72	24.0	37
Porter Jr. (CHI)	2-2	66	23-32	.719	6-11	.545	5-6	.833	3	13	16	5	5-0	3	5	4	57	28.5	37
LaVine	2-2	69	17-29	.586	3-7	.429	8-8	1.000	2	9	11	11	3-0	1	7	1	45	22.5	30
Markkanen	2-2	70	19-30	.433	3-11	.273	14-15	.933	1	18	19	7	3-0	1	6	0	43	21.5	22
Lopez	2-2	72	12-22	.545	0-2	.000	5-6	.833	3	5	8	2	5-0	0	4	7	29	14.5	25
Dunn	1-1	31	3-8	.375	1-1	1.000	2-2	1.000	1	3	4	4	5-0	3	0	0	9	9.0	9
Harrison	2-0	36	5-9	.556	0-2	.000	6-6	1.000	2	4	6	2	3-0	0	1	0	16	8.0	10
Archie	2-1	51	6-8	.750	2-2	1.000	0-0	---	0	8	8	13	6-0	1	1	0	14	7.0	12
Felicio	2-0	18	2-7	.286	0-0	---	4-7	.571	4	3	7	0	2-0	1	0	0	8	4.0	8
Selden Jr. (TOT)	2-0	40	3-12	.250	1-5	.200	1-2	.500	0	8	8	2	5-0	4	4	0	8	4.0	6
Selden Jr. (CHI)	2-0	40	3-12	.250	1-5	.200	1-2	.500	0	8	8	2	5-0	4	4	0	8	4.0	6
Luxemburg-Cabarrut (T)	2-0	25	0-5	.000	0-3	.000	2-2	1.000	0	1	1	1	1-0	0	1	0	2	1.0	2
Luxemburg-Cabarrut (G)	2-0	25	0-5	.000	0-3	.000	2-2	1.000	0	1	1	1	1-0	0	1	0	2	1.0	2
Alkins	1-0	2	0-0	---	0-0	---	0-0	---	0	0	0	0	1-0	0	0	0	0	0.0	0
Blakeney	1-0	2	0-0	---	0-0	---	0-0	---	0	0	0	1	0-0	0	0	0	0	0.0	0
BULLS	2	480	84-162	.519	16-44	.364	47-54	.870	16	72	88	48	39-0	14	29	12	231	115.5	122
GRIZZLIES	2	480	84-183	.459	20-58	.345	29-35	.829	18	60	78	58	36-0	16	25	10	217	108.5	110

2018/19 SEASON SERIES (0-2) MEMPHIS GRIZZLIES VS. CHICAGO

PLAYER	G-GS	MIN	FG-FGA	PCT	3FG-FBA	PCT	FT-FTA	PCT	OFF	DEF	TOT	AST	PF-DQ	STL	TO	BLK	PTS	AVG	HI
Conley	2-2	61	10-32	.313	4-12	.333	9-10	.900	0	6	6	11	6-0	2	4	2	33	16.5	21
Bradley (TOT)	3-3	102	19-42	.452	5-11	.455	6-6	1.000	4	9	13	14	4-0	3	5	0	49	16.3	23
Bradley (MEM)	2-2	66	14-30	.467	4-9	.444	6-6	1.000	3	5	8	12	2-0	2	3	0	38	19.0	23
Jackson Jr.	1-1	28	5-10	.500	2-4	.500	0-0	---	0	2	2	0	2-0	0	1	1	12	12.0	12
Valanciunas (TOT)	3-1	63	16-32	.500	1-5	.200	0-0	---	3	20	23	10	7-0	0	5	2	33	11.0	13
Valanciunas (MEM)	2-1	50	12-26	.462	1-4	.250	0-0	---	2	12	14	9	5-0	0	4	2	25	12.5	13
Noah	2-0	41	7-12	.583	0-0	---	6-8	.750	1	11	12	6	7-0	0	2	4	20	10.0	12
Wright (TOT)	4-0	82	13-27	.481	4-9	.444	6-7	.857	5	6	11	13	3-0	5	6	2	36	9.0	12
Wright (MEM)	2-0	48	7-11	.636	2-4	.500	5-6	.833	3	3	6	7	2-0	3	3	1	21	10.5	12
Holiday (TOT)	2-2	53	7-17	.412	0-4	.000	2-3	.667	3	3	6	2	4-0	3	1	0	16	8.0	13
Holiday (MEM)	2-2	53	7-17	.412	0-4	.000	2-3	.667	3	3	6	2	4-0	3	1	0	16	8.0	13
Caboclo	2-1	38	6-10	.600	3-6	.500	0-0	---	2	5	7	3	3-0	1	3	0	15	7.5	8
Miles (TOT)	2-0	38	6-17	.353	2-8	.250	0-0	---	0	4	4	3	1-0	1	2	0	14	7.0	12
Miles (MEM)	2-0	38	6-17	.353	2-8	.250	0-0	---	0	4	4	3	1-0	1	2	0	14	7.0	12
Parsons	1-0	19	2-4	.500	1-2	.500	0-0	---	0	3	3	1	0-0	0	0	0	5	5.0	5
Rabb	1-1	9	2-3	.667	0-0	---	0-0	---	1	0	1	0	2-0	2	0	0	4	4.0	4
Dorsey (TOT)	3-0	17	5-9	.556	1-5	.200	0-0	---	2	3	5	1	1-0	0	0	0	11	3.7	9
Dorsey (MEM)	2-0	15	5-8	.625	1-4	.250	0-0	---	2	3	5	1	1-0	0	0	0	11	5.5	9
Carter	1-0	15	1-3	.333	0-1	.000	1-2	.500	1	3	4	3	1-0	2	1	0	3	3.0	3
GRIZZLIES	2	480	84-183	.459	20-58	.345	29-35	.829	18	60	78	58	36-0	16	25	10	217	108.5	110
BULLS	2	480	84-162	.519	16-44	.364	47-54	.870	16	72	88	48	39-0	14	29	12	231	115.5	122

BULLS VS. GRIZZLIES IN OVERTIME:

DATE	LOCATION	SCORE	W-L
01/19/13	Chicago	82-85	L
TOTALS	1 GAME		0-1 (.000)



MIAMI HEAT

Office: 601 Biscayne Blvd., Miami, FL 33132
Phone: (786) 777-HEAT
Home Court: American Airlines Arena (19,600 – opened in 2000)
Managing General Partner: Micky Arison
Chief Executive Officer: Nick Arison
President: Pat Riley
Senior Vice President, Basketball Operations/General Manager: Andy Elisburg
Vice President, Player Programs: Alonzo Mourning
Vice President, Basketball Development & Analytics: Shane Battier
Vice President, Basketball Operations/Assistant General Manager: Adam Simon
Head Coach: Erik Spoelstra
Assistant Coaches: Dan Craig, Malik Allen, Chris Quinn, Octavio de la Grana
Assistant Coach/Director of Player Development: Chris Quinn
Assistant Coach/Player Development: Octavio de la Grana
Head Athletic Trainer: Jay Sabol
Vice President, Sports Media Relations: Tim Donovan
Senior Director of Sports Media Relations: Rob Wilson
Director of Sports Media Relations: Michael Lissack
Sports Media Relations Senior Manager: Nick Maiorana
Sports Media Relations/Basketball Operations Assistant: Maddox Burnett
Radio: 790 The Ticket (AM 790/FM 104.3 HD-2) – Mike Inglis, Ruth Riley Hunter, Ron Rothstein
Spanish Radio: WAQI (710 AM) – José Pañeda, Joe Pujala
Television: FOX Sports Sun – Eric Reid, John Crotty, Jason Jackson
Colors: Red, Yellow, Black and White
Division: Southeast

BULLS STREAKS:

Overall: 1-W
 Home: 2-L
 Road: 1-W

2019/20 MEETINGS:

11/22 @ Chicago
 12/08 @ Miami
 03/14 @ Miami
 03/18 @ Chicago

CHICAGO VS. MIAMI 2018-19 SERIES: 3 GAMES, 1-2

DATE	SITE	BULLS	HEAT	BULLS HI-SCORER	HEAT HI-SCORER	BULLS HI-REBOUND	HEAT HI-REBOUND
11/23	CHI	96	103	Holiday-27	Richardson-27	Holiday-13	Adebayo-13
01/19	CHI	103	117	LaVine-22	Richardson-26	Markkanen-9	Whiteside/Wade-10
01/30	MIA	105	89	Portis-26	Johnson-15	Markkanen-13	Whiteside/Ollynyk-9
TOTALS	3	304	309				
AVERAGE		101.3	103.0				

BULLS ALL-TIME VS. HEAT: 59-54 (.522)

SEASON	HOME W-L	ROAD W-L	NEUTRAL W-L	SEASON	HOME W-L	ROAD W-L	NEUTRAL W-L
1988-89	1-0	1-0		2004-05	1-1	0-2	
1989-90	2-0	2-0		2005-06	0-2	1-0	
1990-91	2-0	2-0		2006-07	2-0	1-1	
1991-92	2-0	2-0		2007-08	1-0	1-1	
1992-93	2-0	1-1		2008-09	1-1	0-2	
1993-94	0-2	2-0		2009-10	1-1	0-2	
1994-95	2-0	1-1		2010-11	2-0	1-0	
1995-96	2-0	1-1		2011-12	2-0	0-2	
1996-97	1-1	1-1		2012-13	1-1	1-1	
1997-98	2-0	0-1		2013-14	2-0	0-2	
1998-99	0-1	1-1		2014-15	0-1	2-0	
1999-00	1-1	1-1		2015-16	0-2	0-2	
2000-01	1-1	0-2		2016-17	1-1	1-0	
2001-02	1-1	0-2		2017-18	1-1	0-2	
2002-03	1-0	0-2		2018-19	0-2	1-0	
2003-04	0-2	0-2		TOTALS	35-22	24-32	0-0

BIGGEST WIN/WORST LOSS:

	DATE	LOCATION	SCORE	MARGIN
Biggest Win	12/30/94	Chicago	133-88	45
Worst Loss	04/10/99	Chicago	49-82	33
	03/07/07	Miami	70-103	33

LAST WIN/LOSS:

	DATE	LOCATION	SCORE
Last Win:	01/30/19	Miami	105-89
Last Loss:	01/19/19	Chicago	103-117

2018/19 SEASON SERIES (1-2) CHICAGO BULLS VS. MIAMI

PLAYER	G-BS	MIN	FG-FBA	PCT	3FG-FBA	PCT	FT-FTA	PCT	OFF	DEF	TOT	AST	PF-DQ	STL	TO	BLK	PTS	AVG	HI
Holiday	1-1	40	9-16	.563	5-10	.500	4-4	1.000	2	11	13	2	2-0	3	4	1	27	27.0	27
Portis	2-0	49	18-29	.621	4-6	.667	7-7	1.000	3	7	10	4	8-0	1	5	1	47	23.5	26
LaVine	2-2	70	18-46	.391	3-12	.250	7-8	.875	0	7	7	15	6-0	1	6	1	46	23.0	24
Markkanen	2-2	67	11-34	.324	4-15	.267	8-10	.800	4	18	22	4	4-0	2	4	1	34	17.0	20
Parker	3-1	70	11-25	.440	0-5	.000	12-13	.923	4	13	17	3	7-0	1	6	1	34	11.3	23
Dunn	2-2	67	9-28	.321	1-2	.500	1-3	.333	2	7	9	13	4-0	4	5	0	20	10.0	14
Lopez	3-2	70	12-22	.545	1-2	.500	2-2	1.000	7	7	14	1	4-0	1	3	3	27	9.0	13
Seiden Jr. (TOT)	3-1	64	7-20	.350	4-8	.500	6-8	.750	1	4	5	8	7-0	2	2	0	24	8.0	20
Seiden Jr. (CHI)	2-1	53	7-16	.438	4-7	.571	6-8	.750	1	4	5	8	5-0	1	2	0	24	12.0	20
Arcidiacono	3-2	93	8-18	.444	3-8	.375	3-3	1.000	2	10	12	13	10-0	4	3	0	22	7.3	9
Carter Jr.	1-1	14	1-2	.500	0-1	.000	4-4	1.000	1	3	4	2	6-1	0	2	2	6	6.0	6
Hutchison	1-1	23	2-5	.400	1-1	1.000	0-0	---	0	4	4	0	3-0	1	0	0	5	5.0	5
Sampson	1-0	12	2-2	1.000	1-1	1.000	0-0	---	0	2	2	0	3-0	0	0	0	5	5.0	5
Brooks (TOT)	1-0	16	2-6	.333	0-4	.000	0-0	---	1	0	1	0	1-0	0	0	0	4	4.0	4
Harrison	3-0	58	2-10	.200	0-3	.000	3-5	.600	1	7	8	2	4-0	2	0	0	7	2.3	4
Blakeley	2-0	22	0-7	.000	0-1	.000	0-0	---	0	3	3	1	0-0	2	0	0	0	0.0	0
Felicio	1-0	6	0-1	.000	0-0	---	0-0	---	1	1	2	0	1-0	0	1	0	0	0.0	0
Payne	1-0	6	0-0	---	0-0	---	0-0	---	0	2	2	0	1-0	0	1	0	0	0.0	0
BULLS	3	720	110-261	.421	27-74	.365	57-67	.851	28	106	134	68	68-1	23	44	10	304	101.3	105
HEAT	3	720	116-255	.455	35-108	.324	42-67	.627	32	109	141	69	64-0	21	46	19	309	103.0	117

2018/19 SEASON SERIES (2-1) MIAMI HEAT VS. CHICAGO

PLAYER	G-BS	MIN	FG-FBA	PCT	3FG-FBA	PCT	FT-FTA	PCT	OFF	DEF	TOT	AST	PF-DQ	STL	TO	BLK	PTS	AVG	HI
Richardson	3-3	102	24-46	.522	12-27	.444	5-5	1.000	1	7	8	7	6-0	2	1	2	65	21.7	27
T. Johnson	2-0	53	10-22	.455	5-13	.385	4-5	.800	2	2	4	4	2-0	2	4	0	29	14.5	15
Walters	2-0	40	12-23	.522	3-12	.250	0-1	.000	0	10	10	7	6-0	0	1	0	27	13.5	21
Wade	2-0	51	10-21	.476	2-5	.400	2-2	1.000	3	11	14	9	5-0	2	8	1	24	12.0	14
Winslow	3-2	89	12-30	.400	3-10	.300	8-12	.667	4	17	21	10	6-0	4	10	1	35	11.7	14
Adebayo	3-0	82	10-18	.556	0-0	---	12-17	.706	6	15	21	7	7-0	1	8	3	32	10.7	14
Whiteside	3-3	62	14-23	.609	0-0	---	4-13	.308	13	16	29	4	8-0	1	2	8	32	10.7	18
Ellington	2-2	67	8-22	.364	5-19	.263	0-0	---	0	6	6	5	3-0	6	1	2	21	10.5	13
Jones Jr.	1-0	19	4-4	1.000	0-0	---	1-3	.333	0	2	2	1	3-0	0	0	1	9	9.0	9
J. Johnson	3-3	70	5-20	.250	2-6	.333	3-3	1.000	2	7	9	11	5-0	2	4	0	15	5.0	10
McGruder	2-2	47	4-19	.211	1-11	.091	1-2	.500	0	4	4	3	6-0	1	2	0	10	5.0	10
Olynyk	3-0	40	3-7	.429	2-5	.400	2-4	.500	1	12	13	1	7-0	0	4	1	10	3.3	6
HEAT	3	720	116-255	.455	35-108	.324	42-67	.627	32	109	141	69	64-0	21	46	19	309	103.0	117
BULLS	3	720	110-261	.421	27-74	.365	57-67	.851	28	106	134	68	68-1	23	44	10	304	101.3	105

BULLS VS. HEAT IN OVERTIME:

DATE	LOCATION	SCORE	W-L
01/18/00	Miami	92-85	W
01/18/03(2OT)	Miami	101-102	L
02/22/05	Chicago	105-101	W
03/09/09(2OT)	Miami	127-130	L
04/12/12	Chicago	96-86	W
03/09/14	Chicago	95-88	W
TOTALS	6 GAMES		4-2 (.667)



Office: 1111 N. Vel R. Phillips Ave., Milwaukee WI 53203 **Phone:** (414) 227-0500
Home Court: Fiserv Forum (17,341 – opened in 2018)
Owners: Marc Lasry, Wes Edens, Jamie Dinan & Mike Fascitelli
General Manager: Jon Horst
Assistant General Manager: Milt Newton
Head Coach: Mike Budenholzer
Assistant Coaches: Darvin Ham, Charles Lee, Ben Sullivan, Chad Forcier, Patrick St. Andrews, Josh Longstaff, Vin Baker
Director of Performance: Dr. Troy Flanagan
Head Athletic Trainer: Scott Faust
Head of Strength and Conditioning: Suki Hobson
Chief Communications Officer: Barry Baum
Vice President of Communications: Dan Smyczek
Manager of Communications: Hilary Dickinson
Sr. Communications Coordinator: Eric Kohlbeck
Communications Coordinator: Grace Murray
Radio: 620 AM/103.3 FM WTMJ – Ted Davis, Dennis Krause (home games)
Television: FOX Sports Wisconsin – Jim Paschke, Marques Johnson, Steve Novak, Zora Stephenson
Team Colors: Good Land Green, Cream City Cream, Great Lakes Blue, Bucks Black
Division: Central

BULLS STREAKS:

Overall: 6-L
 Home: 6-L
 Road: 2-L

2019/20 MEETINGS:

11/14 @ Milwaukee
 11/18 @ Chicago
 12/30 @ Chicago
 01/20 @ Milwaukee

CHICAGO VS. MILWAUKEE 2018-19 SERIES: 4 GAMES, 0-4

DATE	SITE	BULLS	BUCKS	BULLS HI-SCORER	BUCKS HI-SCORER	BULLS HI-REBOUND	BUCKS HI-REBOUND
11/16	MIL	104	123	Parker-21	Bledsoe-25	Parker-8	Antetokounmpo-13
11/28	MIL	113	116	Parker/LaVine-24	Antetokounmpo-36	LaVine-9	Antetokounmpo-11
02/11	CHI	99	112	LaVine-27	Markkanen-17	Antetokounmpo-29	Antetokounmpo-17
02/25	CHI	106	117	Markkanen/Lopez-26	Middleton/Brogdon-22	Markkanen-12	Wilson-8
TOTALS	4	422	468				
AVERAGE		105.5	117.0				

BULLS ALL-TIME VS. BUCKS: 131-117 (.528)

SEASON	HOME W-L	ROAD W-L	NEUTRAL W-L	SEASON	HOME W-L	ROAD W-L	NEUTRAL W-L	SEASON	HOME W-L	ROAD W-L	NEUTRAL W-L
1968-69	2-1	3-0		1987-88	2-1	3-0		2006-07	2-0	2-0	
1969-70	2-1	1-1	1-0	1988-89	3-0	3-0		2007-08	2-0	1-1	
1970-71	1-2	0-2	0-1	1989-90	2-0	2-1		2008-09	2-0	1-1	
1971-72	2-1	0-3		1990-91	3-0	1-1		2009-10	1-1	0-2	
1972-73	2-1	0-3		1991-92	2-0	1-2		2010-11	2-0	2-0	
1973-74	1-2	2-1		1992-93	3-0	1-1		2011-12	2-0	2-0	
1974-75	2-2	1-3		1993-94	2-0	2-0		2012-13	0-2	2-0	
1975-76	1-2	2-2		1994-95	1-1	0-3		2013-14	1-1	2-0	
1976-77	2-0	1-1		1995-96	2-0	2-0		2014-15	2-0	1-1	
1977-78	1-1	0-2		1996-97	2-0	2-0		2015-16	2-0	1-1	
1978-79	1-1	0-2		1997-98	2-0	2-0		2016-17	0-2	1-1	
1979-80	1-2	0-3		1998-99	1-1	0-2		2017-18	0-2	2-0	
1980-81	2-1	1-2		1999-00	1-1	0-2		2018-19	0-2	0-2	
1981-82	0-3	1-2		2000-01	0-2	0-2		TOTALS	77-46	53-70	1-1
1982-83	0-3	1-2		2001-02	2-0	0-2					
1983-84	1-2	1-2		2002-03	2-0	0-2					
1984-85	3-0	0-3		2003-04	1-1	0-2					
1985-86	1-2	0-3		2004-05	2-0	2-0					
1986-87	2-1	2-1		2005-06	1-1	1-1					

BIGGEST WIN/WORST LOSS:

	DATE	LOCATION	SCORE	MARGIN
Biggest Win	04/11/76	Milwaukee	111-77	34
Worst Loss	01/02/01	Chicago	70-104	34

LAST WIN/LOSS:

	DATE	LOCATION	SCORE
Last Win:	12/26/17	Milwaukee	115-106
Last Loss:	02/25/19	Chicago	106-117

2018/19 SEASON SERIES (0-4) CHICAGO BULLS VS. MILWAUKEE

PLAYER	G-BS	MIN	FG-FBA	PCT	3FG-FBA	PCT	FT-FTA	PCT	OFF	DEF	TOT	AST	PF-DQ	STL	TO	BLK	PTS	AVG	HI
Markkanen	2-2	74	17-43	.395	3-13	.231	9-9	1.000	7	22	29	6	7-0	3	1	0	46	23.0	26
Parker	2-2	67	18-40	.450	5-12	.417	4-7	.571	2	14	16	8	7-0	0	7	0	45	22.5	24
LaVine	4-4	143	27-70	.386	9-21	.429	14-17	.824	1	26	27	27	7-0	2	9	5	77	19.3	27
Lopez	4-2	110	28-44	.636	1-3	.333	8-12	.667	7	6	13	6	9-0	0	6	4	65	16.3	26
Porter Jr. (TOT)	3-2	102	16-35	.457	6-12	.500	6-8	.750	7	16	23	9	9-0	7	8	0	44	14.7	18
Porter Jr. (CHI)	1-1	37	7-14	.500	2-4	.500	2-2	1.000	3	4	7	4	4-0	1	3	0	18	18.0	18
Holiday	2-2	70	9-22	.409	8-19	.421	2-4	.500	3	6	9	8	5-0	5	3	0	28	14.0	20
Blakeney	2-0	36	11-21	.524	3-6	.500	1-1	1.000	0	4	4	2	1-0	0	1	0	26	13.0	18
Luwawu-Cabarrut (T)	2-1	44	8-16	.500	3-7	.429	2-5	.400	0	8	8	4	4-0	2	3	0	21	10.5	12
Luwawu-Cabarrut (B)	2-1	44	8-16	.500	3-7	.429	2-5	.400	0	8	8	4	4-0	2	3	0	21	10.5	12
Carter Jr.	2-2	48	9-17	.529	0-1	.000	0-0	---	2	9	11	7	9-1	1	1	1	18	9.0	12
Arcidiacono	4-3	113	10-27	.370	7-19	.368	7-7	1.000	0	12	12	14	3-0	6	1	0	34	8.5	22
Selden Jr. (TOT)	3-0	71	11-30	.367	1-11	.091	2-2	1.000	3	6	9	5	6-0	2	3	0	25	8.3	12
Selden Jr. (CHI)	2-0	50	7-22	.318	1-7	.143	1-1	1.000	1	6	7	3	5-0	2	3	0	16	8.0	12
Brooks (TOT)	1-0	16	3-6	.500	1-2	.500	0-0	---	0	2	2	3	1-0	0	2	1	7	7.0	7
Payne	2-0	20	3-4	.750	0-1	.000	3-3	1.000	0	1	1	2	2-0	1	1	0	9	4.5	7
Harrison	4-0	61	2-11	.182	0-6	.000	6-10	.600	1	10	11	5	5-0	2	2	0	10	2.5	5
Hutchison	2-0	39	1-6	.167	0-3	.000	3-4	.750	1	6	7	2	4-0	2	0	1	5	2.5	3
Dunn	1-1	33	1-9	.111	0-1	.000	0-0	---	0	4	4	6	4-0	1	2	0	2	2.0	2
Felicio	2-0	14	1-5	.200	0-1	.000	0-0	---	0	1	1	1	2-0	0	0	0	2	1.0	2
BULLS	4	960	159-371	.429	42-124	.339	62-82	.756	28	139	167	105	78-1	28	44	11	422	105.5	113
BUCKS	4	960	170-351	.484	59-165	.358	69-93	.742	32	165	197	107	77-0	23	54	29	468	117.0	123

2018/19 SEASON SERIES (4-0) MILWAUKEE BUCKS VS. CHICAGO

PLAYER	G-BS	MIN	FG-FBA	PCT	3FG-FBA	PCT	FT-FTA	PCT	OFF	DEF	TOT	AST	PF-DQ	STL	TO	BLK	PTS	AVG	HI
Anetokounmpo	3-3	100	31-49	.633	4-10	.400	22-35	.629	8	33	41	20	7-0	2	14	7	88	29.3	36
Middleton	4-4	124	27-57	.474	9-21	.429	15-19	.789	0	24	24	19	11-0	5	6	0	78	19.5	23
Brogdon	4-4	114	25-47	.532	16-23	.696	10-10	1.000	3	14	17	17	6-0	0	3	1	76	19.0	24
Bledsoe	4-4	114	20-29	.690	7-14	.500	12-15	.800	5	11	16	16	5-0	6	11	2	59	14.8	25
Lopez	4-4	118	17-48	.354	7-32	.219	5-5	1.000	3	16	19	6	11-0	2	4	12	46	11.5	14
Mirotic (TOT)	2-1	52	9-25	.360	4-17	.235	0-0	---	3	16	19	3	2-0	0	4	1	22	11.0	13
Mirotic (MIL)	1-0	23	5-11	.455	3-9	.333	0-0	---	1	3	4	2	2-0	0	0	0	13	13.0	13
Ilyasova	4-1	71	13-23	.565	3-9	.333	3-5	.600	4	12	16	1	9-0	0	5	1	32	8.0	12
Canaan (TOT)	2-1	38	4-9	.444	4-8	.500	0-0	---	0	1	1	8	2-0	0	3	0	12	6.0	6
Canaan (MIL)	1-0	12	2-2	1.000	2-2	1.000	0-0	---	0	1	1	2	0-0	0	0	0	6	6.0	6
Snell	4-0	72	11-26	.423	1-10	.100	0-0	---	0	11	11	4	5-0	3	2	1	23	5.8	11
Connaughton	4-0	83	9-22	.409	3-13	.231	0-0	---	1	17	18	12	5-0	2	2	2	21	5.3	10
Maker	2-0	29	3-11	.273	3-8	.375	0-0	---	1	5	6	2	5-0	0	0	2	9	4.5	9
Wilson	2-0	27	3-6	.500	1-4	.250	0-0	---	2	7	9	0	4-0	0	3	0	7	3.5	7
Brown	2-0	26	2-7	.286	0-3	.000	0-0	---	1	1	2	1	3-0	0	0	0	4	2.0	4
Hill (TOT)	1-0	17	0-3	.000	0-3	.000	2-2	1.000	0	5	5	3	0-0	0	0	1	2	2.0	2
Hill (MIL)	1-0	17	0-3	.000	0-3	.000	2-2	1.000	0	5	5	3	0-0	0	0	1	2	2.0	2
Wood	3-0	7	2-5	.400	0-0	---	0-2	.000	2	3	5	0	1-0	0	2	0	4	1.3	2
Colson	1-0	3	0-1	.000	0-1	.000	0-0	---	0	0	0	0	0-0	0	0	0	0	0.0	0
Dellavedova	1-0	3	0-0	---	0-0	---	0-0	---	0	1	1	1	0-0	0	0	0	0	0.0	0
DiVincenzo	1-0	14	0-3	.000	0-3	.000	0-0	---	1	0	1	1	3-0	3	0	0	0	0.0	0
Duval	1-0	0	0-0	---	0-0	---	0-0	---	0	0	0	0	0-0	0	0	0	0	0.0	0
Morris	1-0	3	0-1	.000	0-0	---	0-0	---	0	1	1	0	0-0	0	1	0	0	0.0	0
BUCKS	4	960	170-351	.484	59-165	.358	69-93	.742	32	165	197	107	77-0	23	54	29	468	117.0	123
BULLS	4	960	159-371	.429	42-124	.339	62-82	.756	28	139	167	105	78-1	28	44	11	422	105.5	113

BULLS VS. BUCKS IN OVERTIME:

DATE	LOCATION	SCORE	W-L	DATE	LOCATION	SCORE	W-L
01/17/70	Milwaukee	132-130	W	03/17/85	Chicago	119-117	W
03/09/71	Chicago	110-103	W	03/15/86	Chicago	116-125	L
03/16/73	Chicago	91-99	L	03/03/01 (TOT)	Milwaukee	122-126	L
11/30/74	Milwaukee	99-101	L	01/10/03	Milwaukee	85-93	L
02/24/78	Milwaukee	109-112	L	04/05/03	Chicago	117-115	W
11/03/79	Chicago	134-136	L	03/04/07	Milwaukee	126-121	W
01/15/83 (TOT)	Chicago	126-128	L	TOTALS	13 GAMES	5-8 (.385)	



Office: 600 Hennepin Avenue, Suite 300 Minneapolis, MN 55403
Phone: (612) 673-1600
Home Court: Target Center (18,978 – opened in 1990)
Owner: Glen Taylor
CEO: Erhan Casson
President of Basketball Operations: Gersson Rosas
Executive VP of Basketball Operations: Sachin Gupta
General Manager: Scott Layden
Assistant General Managers: Gianluca Pascucci, Joe Branch
Head Coach: Ryan Saunders
Associate Head Coach: David Vanterpool
Assistant Coaches: Pablo Prigioni, Bryan Gates
VP of Player Health/Head Athletic Trainer: Gregg Farnam
Vice President of Communications and Engagement: Bri Bauer
Senior Manager of Basketball Communications: Aaron Seehusen
Basketball Communications & Publications Manager: Dan Bell
Basketball Communications Manager: Aaron Freeman, Sara Perez
Basketball Communications Coordinator: Corrie Hemry
Radio: WCCO (830 AM) – Alan Horton
Television: FOX Sports North – Dave Benz, Jim Petersen
Team Colors: Green, Blue and Silver
Division: Northwest

BULLS STREAKS:

Overall: 3-1
Home: 1-1
Road: 4-1

2019/20 MEETINGS:

01/22 @ Chicago
03/04 @ Minnesota

CHICAGO VS. MINNESOTA 2018-19 SERIES: 2 GAMES, 0-2

DATE	SITE	BULLS	T-WOLVES	BULLS HI-SCORER	T-WOLVES HI-SCORER	BULLS HI-REBOUND	T-WOLVES HI-REBOUND
11/24	MIN	96	111	LaVine-28	Towns-35	Holiday-11	Towns-23
12/26	CHI	94	119	LaVine-28	Rose-24	Carter Jr./Lopez-9	Towns-20
TOTALS	2	190	230				
AVERAGE		95.0	115.0				

BULLS ALL-TIME VS. TIMBERWOLVES: 32-25 (.561)

SEASON	HOME W-L	ROAD W-L	NEUTRAL W-L	SEASON	HOME W-L	ROAD W-L	NEUTRAL W-L
1989-90	1-0	1-0		2005-06	1-0	0-1	
1990-91	1-0	1-0		2006-07	0-1	0-1	
1991-92	1-0	1-0		2007-08	1-0	0-1	
1992-93	1-0	1-0		2008-09	0-1	0-1	
1993-94	1-0	1-0		2009-10	1-0	1-0	
1994-95	1-0	1-0		2010-11	1-0	1-0	
1995-96	1-0	1-0		2011-12	0-0	1-0	
1996-97	1-0	1-0		2012-13	1-0	1-0	
1997-98	1-0	0-1		2013-14	0-1	1-0	
1998-99	0-0	0-0		2014-15	1-0	1-0	
1999-00	0-1	0-1		2015-16	0-1	0-1	
2000-01	0-1	0-1		2016-17	0-1	0-1	
2001-02	0-1	0-1		2017-18	1-0	0-1	
2002-03	0-1	0-1		2018-19	0-1	0-1	
2003-04	0-1	0-1		TOTALS	17-11	15-14	0-0
2004-05	1-0	1-0					

BIGGEST WIN/WORST LOSS:

	DATE	LOCATION	SCORE	MARGIN
Biggest Win	03/12/91	Chicago	131-89	32
Worst Loss	11/08/01	Minnesota	127-74	53

LAST WIN/LOSS:

	DATE	LOCATION	SCORE
Last Win:	02/09/18	Chicago	114-113
Last Loss:	12/26/18	Chicago	94-119

2018/19 SEASON SERIES (0-2) CHICAGO BULLS VS. MINNESOTA

PLAYER	G-GS	MIN	FG-FGA	PCT	3FG-FGA	PCT	FT-FTA	PCT	OFF	DEF	TOT	AST	PF-DQ	STL	TO	BLK	PTS	AVG	HI
LaVine	2-1	64	19-34	.559	3-10	.300	15-19	.789	1	8	9	6	2-0	0	4	0	56	28.0	28
Parker	1-1	39	11-18	.611	3-5	.600	2-4	.500	0	7	7	4	4-0	1	3	1	27	27.0	27
Markkanen	1-1	32	6-14	.429	1-5	.200	3-3	1.000	1	6	7	0	2-0	0	2	0	16	16.0	16
Carter Jr.	2-2	55	9-20	.450	0-2	.000	6-7	.857	8	9	17	2	9-0	1	4	2	24	12.0	12
Dunn	1-1	30	4-11	.364	0-0	---	1-3	.333	0	8	8	7	6-1	2	2	0	9	9.0	9
Holiday	2-2	70	6-29	.207	4-19	.211	0-0	---	1	13	14	6	3-0	2	1	3	16	8.0	14
Blakeney	2-0	24	5-12	.417	3-5	.600	2-4	.500	0	3	3	0	1-0	0	0	0	15	7.5	8
Lopez	2-0	36	5-16	.313	1-2	.500	2-3	.667	7	4	11	3	4-0	1	4	3	13	6.5	7
Harrison	2-0	37	3-9	.333	0-1	.000	1-4	.250	0	4	4	5	2-0	2	0	0	7	3.5	7
Hutchison	1-0	15	1-2	.500	0-0	---	0-0	---	0	0	0	1	1-0	1	0	0	2	2.0	2
Arcidiacono	2-2	61	1-7	.143	1-6	.167	0-0	---	0	3	3	7	5-0	3	3	0	3	1.5	3
Felicio	2-0	6	1-2	.500	0-0	---	0-0	---	0	2	2	0	0-0	0	0	0	2	1.0	2
Payne	2-0	10	0-2	.000	0-1	.000	0-0	---	0	0	0	1	1-0	0	0	0	0.0	0	0
BULLS	2	480	71-176	.403	16-56	.286	32-47	.681	18	67	85	44	40-1	13	25	9	190	95.0	96
TIMBERWOLVES	2	480	88-196	.449	18-66	.273	36-42	.857	33	78	111	48	38-2	11	26	6	230	115.0	119

2018/19 SEASON SERIES (2-0) MINNESOTA TIMBERWOLVES VS. CHICAGO

PLAYER	G-GS	MIN	FG-FGA	PCT	3FG-FGA	PCT	FT-FTA	PCT	OFF	DEF	TOT	AST	PF-DQ	STL	TO	BLK	PTS	AVG	HI
Towns	2-2	72	21-36	.583	3-7	.429	10-13	.769	13	30	43	10	9-1	0	6	0	55	27.5	35
Rose	2-1	69	20-32	.625	3-9	.333	3-3	1.000	0	5	5	12	1-0	2	3	1	46	23.0	24
Teague	1-1	29	7-10	.700	3-5	.600	1-1	1.000	1	3	4	5	2-0	0	2	0	18	18.0	18
Sanic (TOT)	3-1	73	16-36	.444	5-15	.333	7-7	1.000	14	12	26	6	6-0	2	9	0	44	14.7	19
Sanic (MIN)	2-0	44	12-24	.500	3-9	.333	4-4	1.000	10	6	16	3	4-0	1	6	0	31	15.5	19
Gibson	2-2	50	8-14	.571	1-1	1.000	5-5	1.000	2	3	5	4	5-0	1	2	0	22	11.0	16
Covington (TOT)	3-3	101	10-45	.222	5-29	.172	7-8	.875	4	16	20	6	12-1	5	4	5	32	10.7	20
Covington (MIN)	2-2	72	4-31	.129	1-18	.056	3-4	.750	4	11	15	4	10-1	3	2	4	12	6.0	8
Jones	2-0	40	5-8	.625	2-3	.667	6-7	.857	0	7	7	7	2-0	3	0	0	18	9.0	13
Wiggins	2-2	60	5-27	.185	2-10	.200	2-3	.667	0	4	4	2	1-0	0	2	0	14	7.0	14
Dieng	2-0	22	5-10	.500	0-1	.000	0-0	---	2	4	6	1	3-0	1	0	1	10	5.0	8
Tolliver	1-0	2	0-0	---	0-0	---	2-2	1.000	0	1	1	0	0-0	0	0	0	2	2.0	2
Okogie	2-0	15	1-4	.250	0-3	.000	0-0	---	1	4	5	0	1-0	0	1	0	2	1.0	2
Bayless (TOT)	1-0	2	0-0	---	0-0	---	0-0	---	0	0	0	0	0-0	0	0	0	0.0	0	0
Bayless (MIN)	1-0	2	0-0	---	0-0	---	0-0	---	0	0	0	0	0-0	0	0	0	0.0	0	0
Nunnally	1-0	2	0-0	---	0-0	---	0-0	---	0	0	0	0	0-0	0	0	0	0.0	0	0
TIMBERWOLVES	2	480	88-196	.449	18-66	.273	36-42	.857	33	78	111	48	38-2	11	26	6	230	115.0	119
BULLS	2	480	71-176	.403	16-56	.286	32-47	.681	18	67	85	44	40-1	13	25	9	190	95.0	96

BULLS VS. TIMBERWOLVES IN OVERTIME:

DATE	LOCATION	SCORE	W-L
11/13/03	Chicago	89-92	L
01/25/09	Minnesota	108-109	L
11/07/15	Chicago	93-102	L
TOTALS	3 GAMES		0-3 (.000)



Office: 5800 Airline Drive Metairie, LA 70003 **Phone:** (504) 593-4700
Home Court: Smoothie King Center (16,867 - 2002)
Owner: Gayle Benson
President: Dennis Lauscha
Executive Vice President of Basketball Operations: David Griffin
General Manager: Trajan Langdon
Vice President of Basketball Operations/Team Development: Swin Cash
Head Coach: Alvin Gentry
Assistant Coaches: Jeff Bzdelik, Chris Finch, Fred Vinson, Jamelle McMillan, Michael Ruffin, Joe Boylan
Head Strength & Conditioning Coach: Jason Sumerlin
Sr. VP of Communications/Broadcasting: Greg Bensel
Dir. of Basketball Communications: Matt Ryan
Basketball Communications Manager: Will McClaran
Basketball Communications & Broadcasting Coordinator: Chris Trahant
Corporate Communications Manager: Jordy Spitale
Radio: WRNO (100.3 FM)-Todd Graffagnini, John DeShazier, Daniel Sallerson, Caroline Gonzalez
Television: FOX Sports New Orleans-Joel Meyers, Antonio Daniels, Jen Hale
Team Colors: Navy, Gold, Red and White
Division: Southwest

BULLS STREAKS:

Overall: 4-L
 Home: 2-L
 Road: 2-L

2019/20 MEETINGS:

01/08 @ New Orleans
 02/06 @ Chicago

CHICAGO VS. NEW ORLEANS 2018/19 SERIES: 2 GAMES, 0-2

DATE	SITE	BULLS	PELICANS	BULLS HI-SCORER	PELICANS HI-SCORER	BULLS HI-REBOUND	PELICANS HI-REBOUND
11/07	NOP	98	107	LaVine-22	Davis-32	Parker-13	Davis/Mirotic-15
02/06	CHI	120	125	Markkanen-30	Randle-31	Markkanen-10	Diallo-9
TOTALS	2	218	232				
AVERAGE		109.0	116.0				

BULLS ALL-TIME VS. PELICANS: 22-16 (.579)

SEASON	HOME W-L	ROAD W-L	NEUTRAL W-L	SEASON	HOME W-L	ROAD W-L	NEUTRAL W-L
(New Orleans)				2009-10	1-0	1-0	
2002-03	1-1	0-2		2010-11	1-0	1-0	
2003-04	1-1	1-1		2011-12	1-0	1-0	
2004-05	0-1	1-0		2012-13	0-1	1-0	
				2013-14	0-1	0-1	
(New Orleans/Oklahoma City)				2014-15	1-0	1-0	
2005-06	1-0	0-1		2015-16	1-0	1-0	
				2016-17	1-0	1-0	
(New Orleans)				2017-18	0-1	0-1	
2006-07	1-0	1-0		2018-19	0-1	0-1	
2007-08	0-1	0-1		TOTALS	11-8	11-8	0-0
2008-09	1-0	1-0					

BIGGEST WIN/WORST LOSS:

	DATE	LOCATION	SCORE	MARGIN
Biggest Win (NOP)	02/07/15	New Orleans	107-72	35
Worst Loss (NOP)	02/01/14	New Orleans	79-98	9
	11/07/18	New Orleans	98-107	9

Biggest Win (NOH)	02/08/12	New Orleans	90-67	23
Worst Loss (NOH)	12/03/02	Chicago	90-115	25

LAST WIN/LOSS:

	DATE	LOCATION	SCORE
Last Win:	04/02/17	New Orleans	117-110
Last Loss:	02/06/19	Chicago	120-125

2018/19 SEASON SERIES (0-2) CHICAGO BULLS VS. NEW ORLEANS

PLAYER	G-GS	MIN	FB-FBA	PCT	3FG-FBA	PCT	FT-FTA	PCT	OFF	DEF	TOT	AST	PF-DQ	STL	TO	BLK	PTS	AVG	HI
Markkanen	1-1	41	10-19	.526	5-10	.500	5-5	1.000	2	8	10	2	3-0	0	2	0	30	30.0	30
LaVine	2-2	71	19-47	.404	5-13	.385	7-10	.700	2	11	13	11	3-0	0	2	3	50	25.0	28
Parker	1-1	36	7-14	.500	0-3	.000	6-8	.750	0	13	13	3	3-0	0	2	0	20	20.0	20
Dunn	1-1	38	8-13	.615	2-4	.500	0-0	---	1	3	4	8	3-0	2	2	1	18	18.0	18
Carter Jr.	1-1	29	7-11	.636	1-2	.500	2-3	.667	2	9	11	0	3-0	1	1	3	17	17.0	17
Holiday	1-1	38	6-16	.375	3-12	.250	2-2	1.000	0	1	1	2	3-0	3	1	1	17	17.0	17
Porter Jr. (TOT)	2-2	56	14-22	.636	4-6	.667	2-3	.667	4	8	12	5	4-0	3	1	0	34	17.0	29
Anthony (TOT)	1-0	27	3-10	.300	1-5	.200	2-4	.500	1	3	4	0	4-0	0	2	1	9	9.0	9
Harrison	1-0	26	3-6	.500	1-2	.500	2-3	.667	0	2	2	4	3-0	4	1	1	9	9.0	9
Luwawu-Cabarrut (H)	1-0	19	3-11	.273	2-6	.333	1-1	1.000	0	3	3	0	5-0	0	0	0	9	9.0	9
Luwawu-Cabarrut (O)	1-0	19	3-11	.273	2-6	.333	1-1	1.000	0	3	3	0	5-0	0	0	0	9	9.0	9
Arcidiacono	2-0	48	5-10	.500	4-8	.500	0-0	---	0	5	5	5	2-0	3	2	0	14	7.0	11
Brooks (TOT)	1-0	15	3-5	.600	0-1	.000	1-2	.500	1	0	1	0	0-0	1	0	0	7	7.0	7
Blakeney	1-0	17	3-11	.273	0-3	.000	0-0	---	0	3	3	1	0-0	1	1	0	6	6.0	6
Selden Jr. (TOT)	1-1	20	2-3	.667	2-2	1.000	0-0	---	0	0	0	1	5-0	0	1	0	6	6.0	6
Selden Jr. (CHI)	1-1	20	2-3	.667	2-2	1.000	0-0	---	0	0	0	1	5-0	0	1	0	6	6.0	6
Lopez	2-1	40	5-8	.625	0-0	---	1-2	.500	3	2	5	2	3-0	0	1	4	11	5.5	11
Payne	1-1	15	2-7	.286	0-2	.000	0-0	---	0	0	0	2	1-0	3	2	0	4	4.0	4
Felicio	2-0	27	3-7	.429	0-0	---	0-0	---	4	2	6	3	1-0	0	1	0	6	3.0	6
Hutchinson	1-0	16	0-4	.000	0-0	---	1-2	.500	2	4	6	1	1-0	0	0	0	1	1.0	1
BULLS	2	480	83-187	.444	25-67	.373	27-36	.750	16	66	82	45	39-0	17	20	13	218	109.0	120
PELICANS	2	480	87-179	.486	26-65	.400	32-47	.681	25	76	101	58	36-0	6	27	16	232	116.0	125

2018/19 SEASON SERIES (2-0) NEW ORLEANS PELICANS VS. CHICAGO

PLAYER	G-GS	MIN	FB-FBA	PCT	3FG-FBA	PCT	FT-FTA	PCT	OFF	DEF	TOT	AST	PF-DQ	STL	TO	BLK	PTS	AVG	HI
Davis	1-1	37	13-24	.542	2-4	.500	4-7	.571	2	13	15	7	2-0	1	4	4	32	32.0	32
Randle	2-0	54	15-26	.577	5-8	.625	8-11	.727	4	8	12	8	4-0	0	4	0	43	21.5	31
Holiday	2-2	70	12-35	.343	4-17	.235	7-9	.778	5	11	16	20	4-0	2	5	3	35	17.5	18
Okafor	1-1	25	6-8	.750	0-0	---	1-3	.333	0	5	5	0	1-0	0	0	0	13	13.0	13
W. Johnson	1-1	24	5-7	.714	2-3	.667	0-0	---	1	3	4	2	1-0	1	0	1	12	12.0	12
Miller	2-1	50	8-13	.615	7-10	.700	0-0	---	0	2	2	5	4-0	1	1	1	23	11.5	12
Diallo	2-0	29	8-9	.889	0-0	---	6-7	.857	2	10	12	0	5-0	0	0	2	22	11.0	18
S. Johnson (TOT)	2-1	49	6-22	.273	2-11	.182	4-4	1.000	4	9	13	1	4-0	0	3	1	18	9.0	10
Mitroic	1-1	30	4-14	.286	1-8	.125	0-0	---	2	13	15	1	1-0	0	4	1	9	9.0	9
Moore	1-1	31	3-9	.333	1-3	.333	1-1	1.000	1	1	2	4	2-0	0	0	1	8	8.0	8
Jackson	1-1	18	3-8	.375	1-3	.333	0-0	---	4	1	5	2	2-0	0	2	1	7	7.0	7
Williams	2-1	40	4-9	.444	2-5	.400	2-4	.500	1	6	7	2	3-0	0	0	2	12	6.0	12
Clark	2-0	40	3-10	.300	1-3	.333	1-1	1.000	0	2	2	2	6-0	4	0	0	8	4.0	6
Frazier	2-0	32	3-7	.429	0-1	.000	2-4	.500	3	1	4	5	1-0	1	2	0	8	4.0	8
Harrison (TOT)	1-0	14	0-4	.000	0-1	.000	0-0	---	0	3	3	0	0-0	0	3	0	0	0.0	0
PELICANS	2	480	87-179	.486	26-65	.400	32-47	.681	25	76	101	58	36-0	6	27	16	232	116.0	125
BULLS	2	480	83-187	.444	25-67	.373	27-36	.750	16	66	82	45	39-0	17	20	13	218	109.0	120

BULLS VS. PELICANS IN OVERTIME:

DATE	LOCATION	SCORE	W-L
03/03/04	New Orleans	97-100	L
01/29/10	New Orleans	108-106	W
12/02/13 (3OT)	Chicago	128-131	L
11/04/17	Chicago	90-96	L
01/22/18 (2OT)	New Orleans	128-132	L
TOTALS	5 GAMES		1-4 (.200)



Office: Madison Square Garden, Two Pennsylvania Plaza, New York, NY 10121-0091

Phone: (212) 465-6471

Home Court: Madison Square Garden (19,812 – opened in 1968)

Executive Chairman: James L. Dolan

President: Steve Mills

General Manager: Scott Perry

Head Coach: David Fizdale

Assistant Coaches: Keith Smart, Jud Buechler, Pat Sullivan, Royal Ivey, Mike Miller, Kaleb Canales

Sr. Director, Media Relations: Gregg Schwartz

Manager, Public Relations: Derek Lapinski

Coordinator, Media Relations: Brittany Stamoulis

Radio: ESPN Radio (98.7 FM) – Mike Crispino, Brendan Brown

TV: MSG Network (Cable) – Mike Breen, Walt Frazier

Team Colors: Orange, Blue, White

Division: Atlantic

BULLS STREAKS:

Overall: 2-1
Home: 1-1
Road: 1-1

2019/20 MEETINGS:

10/28 @ New York
11/12 @ Chicago
02/29 @ New York
03/28 @ Chicago

CHICAGO VS. NEW YORK 2018-19 SERIES: 3 GAMES, 1-2

DATE	SITE	BULLS	KNICKS	BULLS HI-SCORER	KNICKS HI-SCORER	BULLS HI-REBOUND	KNICKS HI-REBOUND
11/05	NYK	116	115	LaVine-41	Kanter-23	Carter Jr.-13	Kanter-24
04/01	NYK	105	113	Lopez-29	Kornet-24	Harrison-10	Robinson-10
04/09	CHI	86	96	Arcidiacono-14	Smith Jr.-25	Sampson/Felicio-8	Robinson-17
TOTALS	3	307	324				
AVERAGE		102.3	108.0				

BULLS ALL-TIME VS. KNICKS: 122-107 (.533)

SEASON	HOME W-L	ROAD W-L	NEUTRAL W-L	SEASON	HOME W-L	ROAD W-L	NEUTRAL W-L	SEASON	HOME W-L	ROAD W-L	NEUTRAL W-L
1966-67	2-2	0-2	1-2	1985-86	2-1	2-1		2004-05	2-0	2-0	
1967-68	1-1	0-2	1-2	1986-87	2-1	2-1		2005-06	1-0	1-1	
1968-69	1-2	1-1	0-1	1987-88	2-0	1-2		2006-07	2-0	1-1	
1969-70	0-3	0-3		1988-89	3-0	0-2		2007-08	1-1	1-1	
1970-71	1-1	2-1		1989-90	2-0	1-1		2008-09	2-0	0-1	
1971-72	2-1	1-1		1990-91	2-0	2-0		2009-10	2-0	1-1	
1972-73	2-0	1-1		1991-92	2-0	2-0		2010-11	0-1	1-1	
1973-74	1-1	1-1		1992-93	1-1	0-2		2011-12	2-0	1-1	
1974-75	1-1	2-0		1993-94	1-1	0-2		2012-13	2-0	2-0	
1975-76	0-2	0-2		1994-95	2-0	1-1		2013-14	2-0	0-2	
1976-77	2-0	0-2		1995-96	2-0	1-1		2014-15	2-0	1-0	
1977-78	1-1	0-2		1996-97	1-1	1-1		2015-16	1-1	0-2	
1978-79	1-1	2-0		1997-98	2-0	2-0		2016-17	0-1	0-2	
1979-80	0-1	0-1		1998-99	1-1	0-1		2017-18	2-0	1-1	
1980-81	2-1	1-2		1999-00	0-1	0-2		2018-19	0-1	1-1	
1981-82	1-1	2-1		2000-01	1-1	0-2		TOTALS	75-37	45-65	2-5
1982-83	1-2	0-2		2001-02	2-0	1-1					
1983-84	1-2	1-2		2002-03	2-0	0-1					
1984-85	3-0	1-2		2003-04	1-1	1-1					

BIGGEST WIN/WORST LOSS:

	DATE	LOCATION	SCORE	MARGIN
Biggest Win	02/16/10	Chicago	118-85	33
Worst Loss	11/28/92	New York	75-112	37

LAST WIN/LOSS:

	DATE	LOCATION	SCORE
Last Win:	11/05/18	New York	116-115
Last Loss:	04/09/19	Chicago	86-96

2018/19 SEASON SERIES (1-2) CHICAGO BULLS VS. NEW YORK

PLAYER	G-BS	MIN	FG-FGA	PCT	3FG-FGA	PCT	FT-FTA	PCT	OFF	DEF	TOT	AST	PF-QD	STL	TO	BLK	PTS	AVG	HI
LaVine	1-1	49	13-25	.520	4-10	.400	11-14	.786	0	4	4	4	1-0	3	8	2	41	41.0	41
Porter Jr. (TOT)	2-1	67	14-25	.560	4-7	.571	3-5	.600	1	15	16	0	6-0	5	1	3	35	17.5	20
J. Sampson	2-0	63	12-26	.462	2-7	.286	7-10	.700	1	14	15	1	3-0	2	2	1	33	16.5	22
Parker	1-1	42	7-15	.467	0-2	.000	1-1	1.000	1	7	8	2	2-0	0	4	1	15	15.0	15
Lopez	3-2	78	18-30	.600	1-2	.500	6-10	.600	11	4	15	3	4-0	0	3	5	43	14.3	29
Blakeney	2-0	37	9-21	.429	1-6	.167	4-5	.800	0	3	3	1	2-0	2	1	1	23	11.5	17
Carter Jr.	1-1	22	3-9	.333	1-1	1.000	4-4	1.000	6	7	13	2	6-1	0	3	2	11	11.0	11
Arcidiacono	3-1	67	9-19	.474	2-6	.333	12-15	.800	0	7	7	6	10-0	3	1	0	32	10.7	14
Harrison	2-2	57	9-23	.391	0-1	.000	1-2	.500	1	16	17	8	1-0	2	2	2	19	9.5	13
Hutchison	1-0	16	4-5	.800	0-1	.000	0-0	---	0	3	3	0	2-0	0	1	0	8	8.0	8
Payne	1-1	41	4-11	.364	0-4	.000	0-1	.000	1	2	3	2	1-0	0	0	1	8	8.0	8
Lemon Jr. (TOT)	2-1	49	6-21	.286	0-0	---	3-4	.750	2	4	6	7	5-0	3	1	0	15	7.5	9
Lemon Jr. (CHI)	2-1	49	6-21	.286	0-0	---	3-4	.750	2	4	6	7	5-0	3	1	0	15	7.5	9
Brooks (TOT)	1-0	11	3-6	.500	0-0	---	0-0	---	0	0	0	0	1-0	0	0	0	6	6.0	6
Holiday	1-1	47	2-10	.200	2-6	.333	0-0	---	0	4	4	3	4-0	3	0	0	6	6.0	6
Selden Jr. (TOT)	3-2	66	7-21	.333	2-8	.250	0-2	.000	2	11	13	6	1-0	1	0	1	16	5.3	11
Selden Jr. (CHI)	2-2	55	6-18	.333	1-6	.167	0-2	.000	2	9	11	3	0-0	1	0	0	13	6.5	11
Luwawu-Cabarrot (1)	2-2	51	6-18	.333	3-12	.250	5-5	1.000	0	7	7	2	10-0	2	2	0	20	10.0	10
Luwawu-Cabarrot (N)	2-2	51	6-18	.333	3-12	.250	5-5	1.000	0	7	7	2	10-0	2	2	0	20	10.0	10
B. Sampson	2-0	31	3-9	.333	2-4	.500	1-2	.500	0	1	1	1	2-0	4	1	0	9	4.5	9
Felicio	3-0	51	3-8	.375	0-0	---	3-7	.429	3	19	22	3	4-0	0	3	0	9	3.0	4
Alkins	2-0	14	1-4	.250	0-1	.000	0-0	---	1	2	3	1	1-0	0	0	0	2	1.0	2
BULLS	3	770	115-272	.423	19-69	.275	58-82	.707	29	113	142	49	58-1	25	33	15	307	102.3	116
KNICKS	3	770	115-273	.421	39-104	.375	55-67	.821	38	129	167	61	61-0	9	44	25	324	108.0	115

2018/19 SEASON SERIES (2-1) NEW YORK KNICKS VS. CHICAGO

PLAYER	G-BS	MIN	FG-FGA	PCT	3FG-FGA	PCT	FT-FTA	PCT	OFF	DEF	TOT	AST	PF-QD	STL	TO	BLK	PTS	AVG	HI
Kanter	1-0	41	8-14	.571	0-1	.000	7-8	.875	9	15	24	7	2-0	1	4	0	23	23.0	23
Trier	1-1	42	5-15	.333	2-4	.500	9-9	1.000	0	3	3	1	3-0	2	2	1	21	21.0	21
Kornet	2-2	67	13-25	.520	7-14	.500	3-3	1.000	5	14	19	5	4-0	0	0	9	36	18.0	24
Mudray	2-1	71	14-37	.378	3-10	.300	2-3	.667	3	8	11	6	9-0	1	5	0	33	16.5	17
Dotson	3-3	123	18-32	.563	10-19	.526	2-2	1.000	1	15	16	12	10-0	1	6	1	48	16.0	18
Hezonja	1-0	36	6-18	.333	1-5	.200	2-3	.667	2	4	6	2	3-0	1	3	1	15	15.0	15
Smith Jr. (TOT)	3-3	90	17-45	.378	4-19	.211	5-8	.625	1	6	7	11	7-0	0	12	1	43	14.3	25
Smith Jr. (NY)	1-1	35	10-23	.435	2-9	.222	3-6	.500	0	1	1	5	0-0	0	4	0	25	25.0	25
Knox	3-2	80	12-33	.364	6-14	.429	8-10	.800	4	15	19	5	5-0	1	7	1	38	12.7	19
Jordan (TOT)	2-2	63	11-16	.688	0-0	---	2-4	.500	6	26	32	2	8-0	0	4	1	24	12.0	18
Vonleh	1-1	35	3-10	.300	1-2	.500	3-4	.750	5	6	11	1	3-0	4	4	2	10	10.0	10
Burke	1-0	24	3-7	.429	0-1	.000	2-2	1.000	0	2	2	3	2-0	0	1	0	8	8.0	8
Garrett	1-0	13	4-9	.444	0-2	.000	0-0	---	0	2	2	2	1-0	0	0	0	8	8.0	8
Robinson	3-3	79	7-12	.583	0-0	---	8-10	.800	7	23	30	4	10-0	0	2	8	22	7.3	14
Allen	1-0	9	1-2	.500	1-2	.500	4-4	1.000	0	3	3	5	0-0	1	1	0	7	7.0	7
Jenkins (TOT)	3-0	43	5-14	.357	5-13	.385	2-2	1.000	2	5	7	0	4-0	0	0	0	17	5.7	9
Jenkins (NY)	2-0	41	5-14	.357	5-13	.385	2-2	1.000	2	5	7	0	4-0	0	0	0	17	8.5	9
Ellenson (TOT)	1-0	14	2-7	.286	1-3	.333	0-1	.000	0	5	5	0	1-0	0	0	0	5	5.0	5
Ellenson (NY)	1-0	14	2-7	.286	1-3	.333	0-1	.000	0	5	5	0	1-0	0	0	0	5	5.0	5
Thomas	2-0	37	4-8	.500	0-2	.000	0-0	---	0	5	5	1	0-0	0	2	1	8	4.0	6
Hicks	1-0	8	0-1	.000	0-0	---	0-0	---	0	2	2	0	2-0	0	1	1	0	0.0	0
Ntilikina	1-1	16	0-6	.000	0-3	.000	0-0	---	0	1	1	2	2-0	0	0	0	0	0.0	0
KNICKS	3	770	115-273	.421	39-104	.375	55-67	.821	38	129	167	61	61-0	9	44	25	324	108.0	115
BULLS	3	770	115-272	.423	19-69	.275	58-82	.707	29	113	142	49	58-1	25	33	15	307	102.3	116

BULLS VS. KNICKS IN OVERTIME:

DATE	LOCATION	SCORE	W-L	DATE	LOCATION	SCORE	W-L
11/21/67 (TOT)	New York	123-125	L	04/11/02	New York	104-101	W
02/17/72	Chicago	99-102	L	01/18/06	Chicago	106-104	W
03/24/79 (TOT)	New York	148-143	W	04/08/12	New York	99-100	L
01/23/82	New York	140-139	W	04/11/13	Chicago	118-111	W
01/30/88	Chicago	97-95	W	01/10/18 (TOT)	New York	122-119	W
03/30/90	Chicago	107-106	W	11/05/18 (TOT)	New York	116-115	W
12/25/94	Chicago	107-104	W	TOTALS	13 GAMES	10-3 (769)	



Office: 208 Thunder Drive, Oklahoma City, OK 73102 **Phone:** (405) 208-4800
Home Court: Chesapeake Energy Arena (18,203 – opened in 2002)
Chairman: Clay Bennett
Executive Vice President/General Manager: Sam Presti
Vice President of Basketball Operations: Troy Weaver
EVP/Chief Administrative Officer: Danny Barth
Head Coach: Billy Donovan
Assistant Coaches: David Akinyooye, Dave Bliss, Vin Bhavnani, Maurice Cheeks, Mark Daigneault, Brian Keefe, Mike Wilks
Vice President of Human & Player Performance: Donnie Strack, DPT, ATC
Vice President of Logistics & Engagement: Marc St. Yves
Vice President of Basketball Communications & Engagement: Matt Tumbleson
Senior Basketball Communications Lead: John Read
Basketball Communications Coordinators: Laila Wani, Shelby Willingham
Radio: WWLS 98.1FM/640 AM – Matt Pinto
Spanish Radio: WKY 930 AM – Eleno Ornelas
Television: FOX Sports Oklahoma: Michael Cage, Chris Fisher, Nick Gallo
Team Colors: Thunder Blue, Sunset, Yellow, Navy Blue
Division: Northwest

BULLS STREAKS:

Overall: 1-L
 Home: 1-W
 Road: 2-L

2019/20 MEETINGS:

12/16 @ Oklahoma City
 02/25 @ Chicago

CHICAGO VS. OKLAHOMA CITY 2018-19 SERIES: 2 GAMES, 1-1

DATE	SITE	BULLS	THUNDER	BULLS HI-SCORER	THUNDER HI-SCORER	BULLS HI-REBOUND	THUNDER HI-REBOUND
12/07	CHI	114	112	LaVine-25	Westbrook-24	Markkanen/Parker-7	Westbrook-17
12/17	OKC	96	121	Markkanen/Portis-16	George-24	Markkanen-15	Westbrook-16
TOTALS	2	210	233				
AVERAGE		105.0	116.5				

BULLS ALL-TIME VS. THUNDER: 74-73 (.503)

SEASON	HOME W-L	ROAD W-L	NEUTRAL W-L	SEASON	HOME W-L	ROAD W-L	NEUTRAL W-L	SEASON	HOME W-L	ROAD W-L	NEUTRAL W-L
(Seattle)				1985-86	1-0	0-1		2004-05	0-1	1-0	
1967-68	0-3	1-2	2-0	1986-87	1-0	1-0		2005-06	0-1	0-1	
1968-69	3-0	1-3		1987-88	1-0	0-1		2006-07	1-0	1-0	
1969-70	2-1	2-1	0-1	1988-89	1-0	1-0		2007-08	1-0	1-0	
1970-71	2-0	1-2		1989-90	1-0	0-1					
1971-72	1-2	1-1		1990-91	1-0	1-0		(Oklahoma City)			
1972-73	3-0	2-1		1991-92	1-0	1-0		2008-09	0-1	1-0	
1973-74	2-1	2-1		1992-93	1-0	1-0		2009-10	0-1	1-0	
1974-75	2-0	2-0		1993-94	1-0	0-1		2010-11	1-0	0-1	
1975-76	2-0	0-3		1994-95	0-1	0-1		2011-12	0-0	0-1	
1976-77	2-0	0-2		1995-96	1-0	0-1		2012-13	0-1	0-1	
1977-78	1-1	1-1		1996-97	1-0	1-0		2013-14	0-1	0-1	
1978-79	0-2	0-2		1997-98	1-0	0-1		2014-15	1-0	0-1	
1979-80	1-2	1-2		1998-99	0-1	0-0		2015-16	1-0	1-0	
1980-81	1-0	0-1		1999-00	0-1	1-0		2016-17	0-1	1-0	
1981-82	1-0	0-1		2000-01	0-1	0-1		2017-18	0-1	0-1	
1982-83	0-1	0-1		2001-02	0-1	1-0		2018-19	1-0	0-1	
1983-84	0-1	0-1		2002-03	0-1	0-1		TOTALS	42-29	30-43	2-1
1984-85	1-0	1-0		2003-04	0-1	0-1					

BIGGEST WIN/WORST LOSS:

	DATE	LOCATION	SCORE	MARGIN
Biggest Win (OKC)	02/01/17	Oklahoma City	128-100	28
Biggest Loss (OKC)	10/28/17	Chicago	69-101	32
Biggest Win (SEA)	01/11/69	Chicago	119-86	33
Worst Loss (SEA)	02/28/70	Seattle	104-140	36

LAST WIN/LOSS:

	DATE	LOCATION	SCORE
Last Win:	12/07/18	Chicago	114-112
Last Loss:	12/17/18	Oklahoma City	96-121

2018/19 SEASON SERIES (1-1) CHICAGO BULLS VS. OKLAHOMA CITY

PLAYER	G-BS	MIN	FG-FBA	PCT	3FG-FBA	PCT	FT-FTA	PCT	OFF	DEF	TOT	AST	PF-DQ	STL	TO	BLK	PTS	AVG	HI
LaVine	1-1	36	10-18	.556	2-5	.400	3-4	.750	0	4	4	7	3-0	2	9	0	25	25.0	25
Markkanen	2-2	56	14-29	.483	5-11	.455	7-9	.778	8	14	22	2	7-0	5	5	3	40	20.0	24
Parker	1-0	23	6-14	.429	0-1	.000	4-5	.800	1	6	7	4	3-0	1	1	0	16	16.0	16
Portis	1-0	23	7-14	.500	1-4	.250	1-1	1.000	0	2	2	0	3-0	0	5	0	16	16.0	16
Holiday	2-2	65	11-22	.500	7-14	.500	0-0	---	0	9	9	3	5-0	3	2	2	29	14.5	20
Dunn	1-1	26	5-8	.625	0-0	---	2-2	1.000	0	2	2	7	3-0	1	4	0	12	12.0	12
Payne	2-0	34	6-10	.600	2-2	1.000	2-2	1.000	0	4	4	11	7-1	3	4	1	16	8.0	11
Lopez	2-0	40	7-13	.538	0-1	.000	1-2	.500	2	6	8	2	6-0	1	7	1	15	7.5	11
Carter Jr.	2-2	40	6-13	.462	0-1	.000	2-3	.667	1	5	6	3	8-0	1	3	4	14	7.0	8
Harrison	2-0	33	4-12	.333	0-1	.000	2-4	.500	0	2	2	0	7-0	2	1	2	10	5.0	8
Hutchison	2-0	31	3-6	.500	2-2	1.000	0-2	.000	2	1	3	1	2-0	2	0	0	8	4.0	6
Arcidiacono	2-2	56	1-5	.200	1-5	.200	2-2	1.000	0	5	5	2	3-0	3	2	0	5	2.5	3
Blakeyney	1-0	6	0-0	---	0-0	---	2-3	.667	0	0	0	0	0-0	0	0	0	2	2.0	2
Felicio	1-0	6	1-2	.500	0-0	---	0-0	---	3	2	5	1	0-0	0	0	0	2	2.0	2
Alkins	1-0	3	0-1	.000	0-0	---	0-0	---	1	0	1	2	0-0	1	0	0	0	0.0	0
BULLS	2	480	81-167	.485	20-47	.426	28-39	.718	18	62	80	45	57-1	25	46	13	210	105.0	114
THUNDER	2	480	86-183	.470	18-49	.367	43-57	.754	31	69	100	49	43-0	26	42	8	233	116.5	121

2018/19 SEASON SERIES (1-1) OKLAHOMA CITY THUNDER VS. CHICAGO

PLAYER	G-BS	MIN	FG-FBA	PCT	3FG-FBA	PCT	FT-FTA	PCT	OFF	DEF	TOT	AST	PF-DQ	STL	TO	BLK	PTS	AVG	HI
George	2-2	67	14-35	.400	6-19	.316	9-10	.900	2	11	13	11	2-0	7	6	0	43	21.5	24
Adams	2-2	62	17-31	.548	0-0	---	6-13	.462	14	4	18	1	6-0	4	6	1	40	20.0	21
Schroder	2-0	56	13-24	.542	2-6	.333	9-9	1.000	0	6	6	6	5-0	0	6	0	37	18.5	19
Westbrook	2-2	67	14-34	.412	2-6	.333	7-11	.636	6	27	33	24	8-0	9	14	0	37	18.5	24
Grant	2-2	64	10-18	.556	3-4	.750	3-4	.750	2	3	5	1	4-0	0	1	2	26	13.0	13
Diallo	2-0	27	6-8	.750	0-0	---	2-3	.667	3	0	3	1	6-0	1	3	0	14	7.0	10
Ferguson	2-2	40	4-10	.400	2-3	.667	2-2	1.000	1	2	3	0	2-0	1	0	0	12	6.0	7
Abrines	2-0	28	4-8	.500	3-7	.429	0-0	---	2	4	6	1	4-0	1	1	0	11	5.5	8
Nader	1-0	4	1-1	1.000	0-0	---	2-2	1.000	0	1	1	0	0-0	0	0	0	4	4.0	4
Noel	2-0	33	2-7	.286	0-0	---	3-3	1.000	1	5	6	1	5-0	3	4	5	7	3.5	5
Patterson	2-0	30	1-5	.200	0-3	.000	0-0	---	0	5	5	3	0-0	0	0	0	2	1.0	2
Luwawu-Cabarrot	1-0	3	0-2	.000	0-1	.000	0-0	---	0	1	1	0	1-0	0	0	0	0	0.0	0
THUNDER	2	480	86-183	.470	18-49	.367	43-57	.754	31	69	100	49	43-0	26	42	8	233	116.5	121
BULLS	2	480	81-167	.485	20-47	.426	28-39	.718	18	62	80	45	57-1	25	46	13	210	105.0	114

BULLS VS. THUNDER IN OVERTIME:

DATE	LOCATION	SCORE	W-L
10/18/69	Chicago	131-126	W
01/04/74	Seattle	101-103	L
01/12/75 (2OT)	Seattle	127-123	W
12/21/76 (2OT)	Chicago	103-101	W
02/22/86 (3OT)	Chicago	129-125	W
12/02/86	Seattle	115-109	W
02/23/88	Chicago	104-97	W
11/22/91	Seattle	112-109	W
02/09/95	Seattle	118-126	L
03/18/97	Chicago	89-87	W
04/01/03	Chicago	94-101	L
01/10/09	Chicago	98-109	L
TOTALS	12 GAMES		8-4 (.667)



Office: 8701 Maitland Summit Boulevard, Orlando, FL 32810 **Phone:** (407) 916-2400

Home Court: Amway Center (18,846 – opened in 2010)

Chairman/Governor: Dan DeVos

Chief Executive Officer/Alternate Governor: Alex Martins

President of Basketball Operations: Jeff Weltman

General Manager: John Hammond

Assistant General Manager: Pete D'Alessandro

Assistant General Manager: Matt Lloyd

Director of Player Development & Basketball Operations: Becky Bonner

Head Coach: Steve Clifford

Assistant Coaches: Mike Batiste, Tyrone Corbin, Pat Delany, Steve Hetzel, Bruce Kruetzer

Head Athletic Trainer: Ernest Eugene

Head Strength and Conditioning Coach: Luke Storey

Chief Communications Officer: Joel Glass

Sr. Director of Communications: George Galante

Director of Public Relations: Trish Wingerson

Communications Manager: Brooke Brumbelow

Radio: FM 96.9 The Game – Dennis Neumann, Richie Adubatto

Spanish Radio: Salsa 98.1 FM (WNUE-FM) - Joey Colon

Television: FOX Sports Florida - David Steele, Jeff Turner, Dante Marchitelli

Team Colors: Blue, Silver and Black

Division: Southeast

BULLS STREAKS:

Overall: 1-W

Home: 1-L

Road: 1-W

2019/20 MEETINGS:

12/23 @ Orlando

03/12 @ Orlando

04/13 @ Chicago

CHICAGO VS. ORLANDO 2018-19 SERIES: 4 GAMES, 2-2

DATE	SITE	BULLS	MAGIC	BULLS HI-SCORER	MAGIC HI-SCORER	BULLS HI-REBOUND	MAGIC HI-REBOUND
12/13	ORL*	91	97	LaVine-23	Vucevic-26	Portis-7	Vucevic-10
12/21	CHI	90	80	Markkanen-32	Fournier-24	Holiday-10	Vucevic-19
01/02	CHI	84	112	LaVine-16	Vucevic-22	Markkanen-6	Vucevic-12
02/22	ORL	110	109	Markkanen-25	Fournier-22	Markkanen-11	Vucevic-13
TOTALS	4	375	398				
AVERAGE		93.8	99.5				

*Mexico City, Mexico

BULLS ALL-TIME VS. MAGIC: 60-50 (.546)

SEASON	HOME W-L	ROAD W-L	NEUTRAL W-L	SEASON	HOME W-L	ROAD W-L	NEUTRAL W-L
1989-90	3-0	0-2		2005-06	1-1	2-0	
1990-91	1-0	1-0		2006-07	0-1	1-1	
1991-92	1-1	2-0		2007-08	0-2	0-2	
1992-93	1-1	2-0		2008-09	1-1	0-2	
1993-94	2-0	0-2		2009-10	1-1	0-1	
1994-95	1-1	0-2		2010-11	1-1	2-0	
1995-96	2-0	1-1		2011-12	0-1	2-0	
1996-97	2-0	1-0		2012-13	2-0	2-0	
1997-98	2-0	1-1		2013-14	1-1	1-0	
1998-99	0-2	0-1		2014-15	1-1	1-1	
1999-00	0-2	0-2		2015-16	1-0	0-2	
2000-01	1-1	0-2		2016-17	2-0	1-1	
2001-02	0-1	0-2		2017-18	2-0	2-0	
2002-03	1-1	0-2		2018-19	1-1	1-0	0-1
2003-04	1-1	2-0		TOTALS	34-22	26-27	0-1
2004-05	2-0	1-0					

BIGGEST WIN/WORST LOSS:

	DATE	LOCATION	SCORE	MARGIN
Biggest Win	04/10/17	Chicago	122-75	47
Worst Loss	04/02/99	Chicago	68-115	47

LAST WIN/LOSS:

	DATE	LOCATION	SCORE
Last Win:	02/22/19	Orlando	110-109
Last Loss:	01/02/19	Chicago	84-112

2018/19 SEASON SERIES (2-2) CHICAGO BULLS VS. ORLANDO

PLAYER	G-BS	MIN	FG-FBA	PCT	3FG-FBA	PCT	FT-FTA	PCT	OFF	DEF	TOT	AST	PF-QD	STL	TO	BLK	PTS	AVG	HI
LaVine	3-3	102	22-42	.524	7-10	.700	10-12	.833	1	9	10	14	3-0	4	10	0	61	20.3	23
Markkanen	4-4	131	28-63	.444	12-25	.480	10-12	.833	2	26	28	6	11-0	4	5	2	78	19.5	32
Portis	1-0	22	6-11	.545	1-2	.500	2-4	.500	0	7	7	1	2-0	1	0	0	15	15.0	15
Lopez	4-1	98	16-27	.593	1-1	1.000	10-14	.714	7	7	14	3	8-0	0	2	6	43	10.8	18
Holiday	3-3	101	10-29	.345	5-15	.333	7-8	.875	4	15	19	4	6-0	4	3	1	32	10.7	18
Porter Jr. (TOT)	4-3	115	14-38	.368	9-19	.474	4-4	1.000	0	15	15	10	9-0	4	3	2	41	10.3	17
Porter Jr. (CHI)	1-1	38	6-15	.400	3-6	.500	2-2	1.000	0	5	5	4	3-0	1	1	1	17	17.0	17
Dunn	4-3	119	16-40	.400	2-6	.333	5-7	.714	0	18	18	15	10-0	7	10	0	39	9.8	14
Blakeley	2-0	36	5-16	.313	1-1	1.000	1-4	.250	1	6	7	1	1-0	1	1	0	12	6.0	11
Selden Jr. (TOT)	1-0	24	2-7	.286	0-3	.000	2-2	1.000	0	4	4	2	0-0	0	0	0	6	6.0	6
Selden Jr. (CHI)	1-0	24	2-7	.286	0-3	.000	2-2	1.000	0	4	4	2	0-0	0	0	0	6	6.0	6
Harrison	4-0	74	10-22	.455	1-4	.250	2-2	1.000	2	11	13	4	4-0	8	5	3	23	5.8	11
Carter Jr.	3-3	56	8-17	.471	0-0	---	1-2	.500	2	10	12	1	12-0	4	1	17	5.7	10	10
Arcidiacono	4-2	91	7-15	.467	1-8	.125	3-4	.750	0	8	8	17	12-0	1	1	0	18	4.5	5
Hutchinson	2-0	39	4-9	.444	0-2	.000	0-0	---	1	5	6	3	2-0	1	1	0	8	4.0	6
Felicio	2-0	15	3-6	.500	0-0	---	0-0	---	1	0	1	0	4-0	0	1	0	6	3.0	4
Luwawu-Cabarot (1)	1-0	5	0-1	.000	0-1	.000	0-0	---	0	0	0	0	1-0	0	0	0	0.0	0	0
Luwawu-Cabarot (2)	1-0	5	0-1	.000	0-1	.000	0-0	---	0	0	0	0	1-0	0	0	0	0.0	0	0
Parker	1-0	4	0-1	.000	0-0	---	0-0	---	0	1	1	1	0-0	0	0	0	0.0	0	0
Payne	1-0	5	0-1	.000	0-0	---	0-0	---	0	1	1	1	1-0	0	0	0	0.0	0	0
BULLS	4	960	143-322	.444	34-84	.405	55-73	.753	21	133	154	77	80-0	31	47	14	375	93.8	110
MAGIC	4	960	147-325	.452	44-126	.349	60-89	.674	34	143	177	99	62-0	21	52	26	398	99.5	112

2018/19 SEASON SERIES (2-2) ORLANDO MAGIC VS. CHICAGO

PLAYER	G-BS	MIN	FG-FBA	PCT	3FG-FBA	PCT	FT-FTA	PCT	OFF	DEF	TOT	AST	PF-QD	STL	TO	BLK	PTS	AVG	HI
Vucevic	4-4	124	38-71	.535	5-19	.263	5-11	.455	13	41	54	16	10-0	6	6	10	86	21.5	26
Fournier	4-4	132	26-55	.473	11-31	.355	6-7	.857	3	7	10	22	9-0	0	12	0	69	17.3	24
Gordon	4-4	143	21-56	.375	3-18	.167	12-21	.571	6	23	29	24	5-0	0	6	5	57	14.3	18
Fultz (TOT)	1-1	32	5-15	.333	1-3	.333	1-2	.500	3	1	4	5	2-0	2	1	0	12	12.0	12
Augustin	4-4	119	15-33	.455	8-19	.421	9-12	.750	3	14	17	15	6-0	1	8	0	47	11.8	15
Ross	4-0	108	14-40	.350	8-21	.381	4-5	.800	0	17	17	3	4-0	1	4	1	40	10.0	15
Simmons	1-0	21	3-5	.600	1-2	.500	1-2	.500	1	3	4	2	1-0	0	3	0	8	8.0	8
Isaac	4-4	102	7-22	.318	4-9	.444	8-9	.889	1	11	12	1	10-0	9	4	5	26	6.5	10
Bamba	3-0	46	7-16	.438	1-4	.250	4-9	.444	4	9	13	2	3-0	0	3	4	19	6.3	10
Birch	1-0	17	2-2	1.000	0-0	---	2-2	1.000	2	3	5	0	4-0	0	0	1	6	6.0	6
Briscoe	2-0	25	4-6	.667	0-1	.000	4-6	.667	0	2	2	3	0-0	0	1	0	12	6.0	10
Grant	3-0	48	6-10	.600	2-4	.500	0-0	---	1	7	8	9	2-0	3	1	0	14	4.7	6
Iwundu	3-0	62	3-7	.429	1-3	.333	4-4	1.000	0	5	5	1	8-0	1	3	0	11	3.7	6
Martin	2-0	8	1-1	1.000	0-0	---	1-1	1.000	0	0	0	0	0-0	0	0	0	3	1.5	3
Caupain	1-0	4	0-1	.000	0-1	.000	0-0	---	0	1	1	1	0-0	0	0	0	0.0	0	0
MAGIC	4	960	147-325	.452	44-126	.349	60-89	.674	34	143	177	99	62-0	21	52	26	398	99.5	112
BULLS	4	960	143-322	.444	34-84	.405	55-73	.753	21	133	154	77	80-0	31	47	14	375	93.8	110

BULLS VS. MAGIC IN OVERTIME:

DATE	LOCATION	SCORE	W-L
02/14/90	Orlando	129-135	L
01/16/93	Chicago	124-128	L
03/20/00	Chicago	86-88	L
04/06/05	Orlando	102-101	W
04/17/06	Orlando	116-112	W
12/31/07	Chicago	110-112	L
01/15/14 (3OT)	Chicago	128-125	W
TOTALS	7 GAMES		3-4 (.429)



Office: 3 Banner Way, Suite 300, Camden, NJ 08103 **Phone:** (215) 339-7600
Home Court: Wells Fargo Center (20,155 – opened in 1996)
Managing Partner: Josh Harris
Co-Managing Partner: David Blitzer
Chief Executive Officer: Scott O'Neil
General Manager: Elton Brand
Head Coach: Brett Brown
Executive Vice President, Basketball Operations: Alex Rucker
Assistant General Manager: Ned Cohn
Assistant Coaches: Joseph Blair, John Bryant, Ime Udoka, Kevin Young
Head Athletic Trainer: Kevin Johnson
Public Relations: Dave Sholler, Lara Toscani Weems, Patrick Rees, Rob King, Zack Neiner
Radio: The Fanatic (97.5 FM) – Tom McGinnis
Television: NBC Sports Philadelphia, NBC Sports Philadelphia+ – Marc Zumoff, Alaa Abdelnaby, Serena Winters
Team Colors: Red, White, Blue
Division: Atlantic

BULLS STREAKS:

Overall: 2-L
 Home: 1-L
 Road: 3-L

2019/20 MEETINGS:

01/17 @ Philadelphia
 02/09 @ Philadelphia
 03/26 @ Chicago

CHICAGO VS. PHILADELPHIA 2018-19 SERIES: 4 GAMES, 1-3

DATE	SITE	BULLS	SIXERS	BULLS HI-SCORER	SIXERS HI-SCORER	BULLS HI-REBOUND	SIXERS HI-REBOUND
10/18	PHI	108	127	LaVine-30	Embiid-30	Portis-11	B. Simmons-13
03/06	CHI	108	107	LaVine-39	Butler-22	Porter Jr./Lopez-9	B. Simmons-11
04/06	CHI	96	116	Sampson-29	Redick-23	Lemon Jr./Sampson-8	Embiid-10
04/10	PHI	109	125	Lemon Jr.-20	J. Simmons-20	Selden-8	Johnson-9
TOTALS	4	421	475				
AVERAGE		105.3	118.8				

BULLS ALL-TIME VS. SIXERS: 106-122 (.465)

SEASON	HOME W-L	ROAD W-L	NEUTRAL W-L	SEASON	HOME W-L	ROAD W-L	NEUTRAL W-L	SEASON	HOME W-L	ROAD W-L	NEUTRAL W-L
1966-67	0-3	0-3	1-2	1985-86	1-2	0-3		2004-05	1-1	1-0	
1967-68	0-4	1-1	0-1	1986-87	3-0	0-3		2005-06	1-1	1-1	
1968-69	1-2	0-3		1987-88	2-1	2-1		2006-07	1-0	1-1	
1969-70	3-0	0-2	0-1	1988-89	1-1	0-2		2007-08	0-2	1-1	
1970-71	3-0	0-2		1989-90	2-0	0-2		2008-09	1-1	1-1	
1971-72	1-1	3-0		1990-91	0-2	1-1		2009-10	2-0	1-1	
1972-73	2-0	1-0	1-0	1991-92	2-0	1-1		2010-11	1-0	0-2	
1973-74	2-0	1-1		1992-93	1-1	1-1		2011-12	1-0	1-1	
1974-75	2-0	0-2		1993-94	2-0	1-1		2012-13	1-0	2-0	
1975-76	0-2	0-2		1994-95	2-0	2-0		2013-14	2-0	1-1	
1976-77	1-1	1-1		1995-96	2-0	2-0		2014-15	1-0	2-0	
1977-78	2-0	1-1		1996-97	2-0	2-0		2015-16	2-0	2-0	
1978-79	1-1	0-2		1997-98	1-0	1-1		2016-17	1-1	2-0	
1979-80	1-0	0-1		1998-99	1-1	0-1		2017-18	1-1	0-1	
1980-81	1-2	1-2		1999-00	0-2	0-2		2018-19	1-1	0-2	
1981-82	1-2	0-3		2000-01	0-2	1-1		TOTALS	63-50	41-68	2-4
1982-83	1-2	0-3		2001-02	0-2	1-0					
1983-84	1-1	1-2		2002-03	1-1	0-2					
1984-85	0-3	0-2		2003-04	0-2	0-2					

BIGGEST WIN/WORST LOSS:

	DATE	LOCATION	SCORE	MARGIN
Biggest Win:	12/21/10	Chicago	121-76	45
Worst Loss:	11/1/80	Chicago	80-121	41

LAST WIN/LOSS:

	DATE	LOCATION	SCORE
Last Win:	03/06/19	Chicago	108-107
Last Loss:	04/10/19	Philadelphia	109-125

2018/19 SEASON SERIES (1-3) CHICAGO BULLS VS. PHILADELPHIA

PLAYER	G-GS	MIN	FG-FGA	PCT	3FG-FGA	PCT	FT-FTA	PCT	OFF	DEF	TOT	AST	PF-DQ	STL	TO	BLK	PTS	AVG	HI
LaVine	2-2	69	25-45	.556	4-12	.333	15-20	.750	3	7	10	7	6-0	1	7	3	69	34.5	39
J. Sampson	1-0	35	11-17	.647	1-5	.200	6-7	.857	1	7	8	1	1-0	0	2	29	29.0	29	
Portis	1-1	33	8-15	.533	3-6	.500	1-2	.500	2	9	11	2	4-0	1	0	1	20	20.0	20
Porter Jr. (TOT)	3-1	88	18-42	.429	6-11	.545	7-7	1.000	4	12	16	4	6-0	8	4	0	49	16.3	23
Porter Jr. (CHI)	1-1	36	6-17	.353	2-4	.500	1-1	1.000	3	6	9	3	1-0	3	1	0	15	15.0	15
Parker	1-0	25	7-16	.438	1-4	.250	0-0	---	1	4	5	1	3-0	1	2	0	15	15.0	15
Lemon Jr. (TOT)	2-1	58	13-35	.371	2-4	.500	0-0	---	2	12	14	9	4-0	2	4	0	28	14.0	20
Lemon Jr. (CHI)	2-1	58	13-35	.371	2-4	.500	0-0	---	2	12	14	9	4-0	2	4	0	28	14.0	20
Brooks (TOT)	2-0	39	9-19	.474	0-3	.000	5-5	1.000	2	4	6	1	2-0	0	4	0	23	11.5	12
Blakeney	2-0	45	9-22	.409	1-4	.250	3-5	.600	0	6	6	5	3-0	1	1	0	22	11.0	15
Markkanen	1-1	30	4-9	.444	0-3	.000	3-3	1.000	1	7	8	1	4-0	0	4	0	11	11.0	11
Luwawu-Cabarot (I)	3-1	71	11-29	.379	3-13	.231	6-8	.750	0	14	14	2	8-0	2	0	1	31	10.3	14
Luwawu-Cabarot (C)	3-1	71	11-29	.379	3-13	.231	6-8	.750	0	14	14	2	8-0	2	0	1	31	10.3	14
Lopez	4-3	106	18-36	.500	0-4	.000	5-8	.625	9	8	17	9	3-0	1	6	1	41	10.3	19
Holiday	1-1	27	4-12	.333	2-9	.222	0-0	---	0	4	4	1	2-0	0	0	0	10	10.0	10
B. Sampson	2-0	49	7-13	.538	4-6	.667	0-0	---	2	2	4	3	6-0	1	1	1	18	9.0	12
Harrison	3-2	54	10-19	.526	3-5	.600	2-2	1.000	0	4	4	4	2-0	1	2	2	35	8.3	11
Ardiclacono	4-1	98	12-26	.462	4-9	.444	5-5	1.000	3	11	14	19	6-0	1	2	1	23	8.3	14
Carter Jr.	1-1	20	4-10	.400	0-0	---	0-0	---	1	2	3	3	4-0	0	1	1	8	8.0	8
Selden Jr. (TOT)	4-2	81	11-29	.379	4-13	.308	0-0	---	2	11	13	6	8-0	0	4	1	26	6.5	12
Selden Jr. (CHI)	3-2	63	10-26	.385	3-11	.273	0-0	---	2	11	13	6	8-0	0	4	1	23	7.7	12
Alkins	2-1	39	4-11	.364	1-3	.333	3-5	.600	1	3	4	3	2-0	0	3	0	12	6.0	7
Dunn	1-1	26	2-6	.333	0-2	.000	0-0	---	1	4	5	4	2-0	2	0	1	4	4.0	4
Felicio	3-0	50	3-9	.333	0-0	---	1-3	.333	5	4	9	4	7-0	1	1	0	7	2.3	5
Hutchison	1-0	3	0-1	.000	0-0	---	0-0	---	0	0	0	0	0-0	0	0	0	0	0.0	0
Payne	1-1	22	0-4	.000	0-1	.000	0-0	---	0	1	1	5	1-0	1	1	0	0	0.0	0
Ulis	1-0	1	0-0	---	0-0	---	0-0	---	0	0	0	0	0-0	0	0	0	0	0.0	0
BULLS	4	960	168-378	.444	34-105	.324	51-69	.739	37	126	163	92	75-0	19	41	15	421	105.3	109
76ERS	4	960	182-361	.504	41-113	.363	70-95	.737	43	159	202	107	62-0	29	45	28	475	118.8	127

2018/19 SEASON SERIES (3-1) PHILADELPHIA 76ERS VS. CHICAGO

PLAYER	G-GS	MIN	FG-FGA	PCT	3FG-FGA	PCT	FT-FTA	PCT	OFF	DEF	TOT	AST	PF-DQ	STL	TO	BLK	PTS	AVG	HI
Embiid	2-2	61	18-30	.600	0-6	.000	14-20	.700	2	20	22	8	6-0	1	4	7	50	25.0	30
Butler (TOT)	1-1	36	8-18	.444	0-1	.000	6-7	.857	1	2	3	4	1-0	3	2	0	22	22.0	22
Butler (PHI)	1-1	36	8-18	.444	0-1	.000	6-7	.857	1	2	3	4	1-0	3	2	0	22	22.0	22
Covington	1-1	29	6-14	.429	4-11	.364	4-4	1.000	0	5	5	2	2-0	2	2	1	20	20.0	20
Harris (TOT)	3-3	106	21-42	.500	4-10	.400	12-15	.800	4	14	18	9	4-0	0	11	0	58	19.3	29
Harris (PHI)	2-2	68	11-27	.407	1-4	.250	6-8	.750	4	6	10	6	2-0	0	6	0	29	14.5	16
Redick	3-2	79	17-34	.500	7-18	.389	7-8	.875	1	9	10	4	4-0	2	3	0	48	16.0	23
B. Simmons	3-3	95	18-32	.563	0-0	---	9-13	.692	7	21	28	22	3-0	7	9	3	45	15.0	18
Marjanovic (TOT) 2-1	35	12-17	.706	2-4	.500	2-3	.667	1	14	15	7	1-0	0	1	2	28	14.0	18	
Marjanovic (PHI) 2-1	35	12-17	.706	2-4	.500	2-3	.667	1	14	15	7	1-0	0	1	2	28	14.0	18	
J. Simmons (TOT) 2-0	51	11-19	.579	4-8	.500	2-4	.500	2	9	11	7	1-0	0	5	1	28	14.0	20	
J. Simmons (PHI) 1-0	30	8-14	.571	3-6	.500	1-2	.500	1	6	7	5	0-0	0	2	1	20	20.0	20	
Saric	1-1	28	4-12	.333	2-6	.333	3-3	1.000	4	6	10	3	2-0	1	3	0	13	13.0	13
Ennis III (TOT)	3-2	60	14-22	.636	5-10	.500	3-4	.750	3	8	11	1	4-0	3	0	4	36	12.0	15
Ennis III (PHI)	1-0	17	5-7	.714	1-2	.500	0-0	---	2	5	7	0	0-0	0	0	2	11	11.0	11
Fultz	1-1	32	5-15	.333	1-3	.333	1-2	.500	3	1	4	5	2-0	2	1	0	12	12.0	12
Shamet	1-0	29	4-7	.571	4-7	.571	0-0	---	0	4	4	1	1-0	2	0	1	12	12.0	12
A. Johnson	3-1	60	13-21	.619	2-5	.400	6-8	.750	8	12	20	4	8-0	1	3	3	34	11.3	13
Smith	2-1	48	8-19	.421	3-10	.300	1-2	.500	3	4	7	6	0-0	0	2	0	20	10.0	17
McConnell	4-1	71	15-23	.652	0-1	.000	5-6	.833	1	7	8	12	3-0	1	2	1	35	8.8	18
Monroe (TOT)	4-0	63	12-22	.545	1-1	1.000	5-7	.714	5	13	18	7	7-0	1	3	2	30	7.5	14
Monroe (PHI)	2-0	33	9-15	.600	1-1	1.000	4-5	.800	2	6	8	5	2-0	1	0	0	23	11.5	14
Scott (TOT)	3-2	72	7-17	.412	4-9	.444	0-0	---	3	16	19	4	7-0	1	1	1	18	6.0	8
Scott (PHI)	3-2	72	7-17	.412	4-9	.444	0-0	---	3	16	19	4	7-0	1	1	1	18	6.0	8
Bolden	3-0	45	6-14	.429	4-8	.500	0-0	---	0	7	7	4	11-0	2	1	3	16	5.3	11
Miltron	2-0	52	4-14	.286	1-5	.200	0-0	---	0	4	4	4	6-0	2	1	3	9	4.5	9
Korkmaz	2-1	26	3-9	.333	1-5	.200	1-2	.500	0	3	3	1	1-0	0	0	0	8	4.0	8
Highsmith	1-0	15	1-2	.500	0-1	.000	0-2	.000	0	1	1	0	0-0	1	1	0	2	2.0	2
76ERS	4	960	182-361	.504	41-113	.363	70-95	.737	43	159	202	107	62-0	29	45	28	475	118.8	127
BULLS	4	960	168-378	.444	34-105	.324	51-69	.739	37	126	163	92	75-0	19	41	15	421	105.3	109

BULLS VS. SIXERS IN OVERTIME:

DATE	LOCATION	SCORE	W-L	DATE	LOCATION	SCORE	W-L	DATE	LOCATION	SCORE	W-L
12/28/77	Philadelphia	125-129	L	01/27/88	Philadelphia	119-109	W	02/03/10	Philadelphia	103-106	L
11/17/79	Chicago	106-103	W	04/07/91	Chicago	111-114	L	03/11/15	Philadelphia	104-95	W
12/12/81	Philadelphia	114-117	L	12/08/93	Philadelphia	88-95	L	01/14/16	Philadelphia	115-111	W
01/17/86	Chicago	118-120	L	02/12/03	Philadelphia	111-119	L	TOTALS	13 GAMES		4-9 (308)
04/10/87	Philadelphia	96-98	L	12/02/08	Chicago	95-103	L				



Office: 201 East Jefferson St., Phoenix, AZ 85004 **Phone:** (602) 379-7900
Home Court: Talking Stick Resort Arena (18,055 – opened in 1992)
Managing Partner: Robert Sarver
President: Jason Rowley
General Manager: James Jones
Sr. Vice President, Basketball Operations: Jeff Bower
Assistant General Manager: Trevor Bukstein
Head Coach: Monty Williams
Assistant Coaches: Willie Green, Darko Rajakovic, Mark Bryant, Randy Ayers, Larry Greer, Steve Blake
Player Development Coaches: Riccardo Fois, Ben Strong
Head Video Coordinator: Ryan Frazier
Director, Medical Services/Head Athletic Trainer: David Crewe
Vice President, Basketball Communications: Julie Fie
Sr. Manager, Basketball Communications: Cole Mickelson
Manager, Basketball Communications: DC Headley
Director, Business Communications: Carlos Manzanillo
Manager, Business Communications: Sean Gale
Radio: Arizona Sports 98.7 FM – Al McCoy, Tim Kempton, Jon Bloom
Spanish Radio: KSUN 1400 AM – Arturo Ochoa, Jorge Moreno
Television: FOX Sports Arizona – Kevin Ray, Eddie Johnson, Ann Meyers Drysdale, Lindsey Smith
Team Colors: Purple, Orange, Black, Gray and Yellow
Division: Pacific

BULLS STREAKS:

Overall: 2-W
 Home: 1-W
 Road: 1-W

2019/20 MEETINGS:

02/22 @ Chicago
 04/05 @ Phoenix

CHICAGO VS. PHOENIX 2018-19 SERIES: 2 GAMES, 2-0

DATE	SITE	BULLS	SUNS	BULLS HI-SCORER	SUNS HI-SCORER	BULLS HI-REBOUND	SUNS HI-REBOUND
11/21	CHI	124	116	LaVine-29	Booker-23	Parker-13	Ayton-12
03/18	PHX	116	101	Lopez-24	Ayton/Booker-25	Markkanen-9	Ayton-12
TOTALS	2	240	217				
AVERAGE		120.0	108.5				

BULLS ALL-TIME VS. SUNS: 71-68 (.511)

SEASON	HOME W-L	ROAD W-L	NEUTRAL W-L	SEASON	HOME W-L	ROAD W-L	NEUTRAL W-L	SEASON	HOME W-L	ROAD W-L	NEUTRAL W-L
1968-69	2-0	1-2	1-0	1990-91	1-0	0-1		2012-13	0-1	1-0	
1969-70	3-0	2-1	0-1	1991-92	1-0	0-1		2013-14	1-0	1-0	
1970-71	2-1	1-2		1992-93	0-1	1-0		2014-15	1-0	0-1	
1971-72	2-1	3-0		1993-94	1-0	0-1		2015-16	0-1	1-0	
1972-73	2-1	2-1		1994-95	1-0	0-1		2016-17	1-0	0-1	
1973-74	2-1	2-1		1995-96	1-0	0-1		2017-18	0-1	0-1	
1974-75	1-1	1-1		1996-97	1-0	1-0		2018-19	1-0	1-0	
1975-76	2-1	0-2		1997-98	1-0	0-1		TOTALS	44-25	26-42	1-1
1976-77	1-1	1-1		1998-99	0-0	0-0					
1977-78	2-0	0-2		1999-00	0-1	0-1					
1978-79	1-1	0-2		2000-01	0-1	0-1					
1979-80	1-2	0-3		2001-02	1-0	0-1					
1980-81	0-1	0-1		2002-03	1-0	0-1					
1981-82	0-1	0-1		2003-04	1-0	0-1					
1982-83	0-1	0-1		2004-05	0-1	0-1					
1983-84	1-0	0-1		2005-06	0-1	0-1					
1984-85	1-0	0-1		2006-07	0-1	1-0					
1985-86	1-0	0-1		2007-08	0-1	0-1					
1986-87	1-0	0-1		2008-09	1-0	1-0					
1987-88	1-0	1-0		2009-10	0-1	1-0					
1988-89	0-1	1-0		2010-11	1-0	1-0					
1989-90	1-0	1-0		2011-12	1-0	0-0					

BIGGEST WIN/WORST LOSS:

	DATE	LOCATION	SCORE	MARGIN
Biggest Win	02/19/74	Chicago	130-96	34
Worst Loss	11/25/83	Phoenix	94-120	26

LAST WIN/LOSS:

	DATE	LOCATION	SCORE
Last Win:	03/18/19	Phoenix	116-101
Last Loss:	11/28/17	Chicago	99-104

2018/19 SEASON SERIES (2-0) CHICAGO BULLS VS. PHOENIX

PLAYER	G-BS	MIN	FG-FBA	PCT	3FG-FBA	PCT	FT-FTA	PCT	OFF	DEF	TOT	AST	PF-DQ	STL	TO	BLK	PTS	AVG	HI
LaVine	2-2	70	15-30	.500	3-8	.375	13-14	.929	0	9	9	13	3-0	2	9	0	46	23.0	29
Parker	1-1	40	6-10	.600	0-1	.000	8-10	.800	2	11	13	8	2-0	2	3	0	20	20.0	20
Markkanen	1-1	31	7-15	.467	1-4	.250	2-2	1.000	1	8	9	2	3-0	0	2	2	17	17.0	17
Lopez	2-1	38	14-20	.700	0-1	.000	2-2	1.000	5	3	8	4	1-0	0	3	2	30	15.0	24
Brooks (TOT)	2-0	35	11-18	.611	2-5	.400	5-6	.833	2	4	6	2	2-0	3	1	0	29	14.5	18
Carter Jr.	1-1	22	6-9	.667	0-1	.000	2-2	1.000	0	5	5	2	5-0	1	2	0	14	14.0	14
Dunn	1-1	27	5-10	.500	1-2	.500	3-3	1.000	0	2	2	3	4-0	2	1	1	14	14.0	14
Arcidiacono	2-1	52	8-12	.667	4-6	.667	2-4	.500	1	6	7	5	4-0	3	1	0	22	11.0	14
Holiday	1-1	33	4-8	.500	3-6	.500	0-0	---	0	4	4	1	4-0	0	4	0	11	11.0	11
Blakeney	2-0	42	9-20	.450	2-6	.333	0-0	---	0	5	5	2	1-0	0	2	0	20	10.0	14
Selden Jr. (TOT) 3-0	54	11-17	.647	3-7	.429	2-3	.667	0	4	4	4	8-0	3	2	0	27	9.0	14	
Selden Jr. (CHI) 1-0	20	3-7	.429	0-2	.000	1-2	.500	0	2	2	2	4-0	1	0	0	7	7.0	7	
Harrison	2-1	50	6-16	.375	0-2	.000	3-3	1.000	1	6	7	5	5-0	6	1	1	15	7.5	9
Felicio	2-0	34	5-8	.625	0-0	---	4-5	.800	4	7	11	1	5-0	0	2	0	14	7.0	10
Luwawu-Cabarrot (T) 1-0	14	3-4	.750	0-1	.000	1-1	1.000	1	1	2	0	0-0	0	0	0	7	7.0	7	
Luwawu-Cabarrot (C) 1-0	14	3-4	.750	0-1	.000	1-1	1.000	1	1	2	0	0-0	0	0	0	7	7.0	7	
Payne	1-0	8	1-1	1.000	1-1	1.000	0-0	---	0	4	4	1	0-0	0	0	0	3	3.0	3
BULLS	2	480	92-170	.541	15-41	.366	41-48	.854	15	73	88	49	41-0	17	30	6	240	120.0	124
SUNS	2	480	87-182	.478	17-60	.283	26-36	.722	15	59	74	52	42-0	14	25	10	217	108.5	116

2018/19 SEASON SERIES (0-2) PHOENIX SUNS VS. CHICAGO

PLAYER	G-BS	MIN	FG-FBA	PCT	3FG-FBA	PCT	FT-FTA	PCT	OFF	DEF	TOT	AST	PF-DQ	STL	TO	BLK	PTS	AVG	HI
Booker	2-2	74	18-44	.409	2-16	.125	10-14	.714	1	9	10	13	9-0	3	9	0	48	24.0	25
Ayton	2-2	68	20-30	.667	0-0	---	3-3	1.000	5	19	24	8	7-0	4	3	4	43	21.5	25
Warren	1-1	33	8-15	.533	2-4	.500	3-3	1.000	0	4	4	1	2-0	0	1	1	21	21.0	21
Johnson (TOT)	2-0	53	10-22	.455	5-13	.385	4-5	.800	2	2	4	4	2-0	2	4	0	29	14.5	15
Holmes	1-0	15	7-11	.636	0-0	---	0-0	---	3	3	6	1	2-0	0	1	2	14	14.0	14
Jackson	2-0	45	8-20	.400	2-5	.400	4-6	.667	2	10	12	3	4-0	2	4	0	22	11.0	18
Crawford	2-0	46	9-19	.474	3-9	.333	0-0	---	0	1	1	10	1-0	1	1	0	21	10.5	16
Daniels	1-0	16	3-7	.429	2-4	.500	2-3	.667	1	2	3	1	2-0	0	0	0	10	10.0	10
Ariza	1-1	37	3-8	.375	3-7	.429	0-0	---	0	2	2	3	2-0	0	0	1	9	9.0	9
Bridges	2-1	71	6-13	.462	1-6	.167	4-6	.667	2	5	7	1	9-0	3	2	0	17	8.5	12
Canaan	1-1	26	2-7	.286	2-6	.333	0-0	---	0	0	0	6	2-0	0	3	0	6	6.0	6
Bender	1-1	24	2-5	.400	0-2	.000	0-1	.000	1	2	3	1	0-0	0	0	1	4	4.0	4
Spalding (TOT)	1-0	3	1-1	1.000	0-0	---	0-0	---	0	0	0	0	0-0	0	0	1	2	2.0	2
Spalding (PHO)	1-0	3	1-1	1.000	0-0	---	0-0	---	0	0	0	0	0-0	0	0	1	2	2.0	2
Melton	1-1	22	0-2	.000	0-1	.000	0-0	---	0	2	2	4	2-0	1	1	0	0	0.0	0
SUNS	2	480	87-182	.478	17-60	.283	26-36	.722	15	59	74	52	42-0	14	25	10	217	108.5	116
BULLS	2	480	92-170	.541	15-41	.366	41-48	.854	15	73	88	49	41-0	17	30	6	240	120.0	125

BULLS VS. SUNS IN OVERTIME:

DATE	LOCATION	SCORE	W-L
03/06/69	Carbondale, Ill.	125-117	W
10/24/69	Phoenix	116-115	W
12/23/71	Phoenix	117-108	W
03/04/73	Phoenix	118-117	W
01/06/74	Chicago	120-116	W
02/17/76	Chicago	114-111	W
03/02/77	Phoenix	108-104	W
10/27/78	Chicago	110-115	L
03/09/80	Phoenix	103-113	L
02/03/03	Phoenix	111-115	L
12/31/05	Chicago	98-107	L
11/24/10	Phoenix	123-115	W
11/14/12	Phoenix	112-106	W
02/24/17	Chicago	128-121	W
TOTALS	14 GAMES		10-4 (.714)



Office: One Center Court, Suite 200, Portland, OR 97227 **Phone:** (503) 234-9291
Home Court: Moda Center (19,441 – opened in 1995)
Chair, Trustee of Paul G. Allen Trust: Jody Allen
President of Basketball Operations: Neil Olshey
President & CEO: Chris McGowan
Head Coach: Terry Stotts
Assistant Coaches: Dale Osbourne, Jim Moran, John McCullough, Jannero Pargo
Director of Player Health and Performance: Jesse Ellis
Head Athletic Trainer: Geoff Clark
Sports Performance Specialist: Todd Forcier, Ben Kenyon
Physical Therapist/Sports Scientist: Logan Sullivan
Assistant General Managers: Bill Branch, Steve Rosenberry
Director of Player Personnel: Joe Cronin
Senior Vice President of Communications: Jim Taylor
Basketball Communications Director: Collin Romer
Corporate Communications Manager: Hilary Gorlin
Basketball Communications Assistant: Jacob Gifford
Radio: Rip City Radio (620 AM) – Travis Demers
Television: NBC Sports Northwest – Kevin Calabro, Lamar Hurd, Brooke Olzendam
Team Colors: Scarlet, Black and White
Division: Northwest

BULLS STREAKS:

Overall: 5-1
 Home: 4-1
 Road: 2-1

2019/20 MEETINGS:

11/25 @ Chicago
 11/29 @ Portland

CHICAGO VS. PORTLAND 2018/19 SERIES: 2 GAMES, 0-2

DATE	SITE	BULLS	BLAZERS	BULLS HI-SCORER	BLAZERS HI-SCORER	BULLS HI-REBOUND	BLAZERS HI-REBOUND
01/09	POR	112	124	Carter Jr.-22	McCollum-24	Hutchison-8	Collins-9
03/27	CHI	98	118	Harrison-21	Curry-20	Selden-12	Aminu-11
TOTALS	2	210	242				
AVERAGE		105.0	121.0				

BULLS ALL-TIME VS. TRAIL BLAZERS: 61-63 (.492)

SEASON	HOME W-L	ROAD W-L	NEUTRAL W-L	SEASON	HOME W-L	ROAD W-L	NEUTRAL W-L	SEASON	HOME W-L	ROAD W-L	NEUTRAL W-L
1970-71	1-1	2-0		1989-90	1-0	0-1		2008-09	0-1	0-1	
1971-72	3-0	3-0		1990-91	0-1	0-1		2009-10	1-0	0-1	
1972-73	2-1	3-0		1991-92	1-0	1-0		2010-11	1-0	0-1	
1973-74	3-0	1-2		1992-93	1-0	1-0		2011-12	0-1	0-0	
1974-75	2-0	0-2		1993-94	0-1	0-1		2012-13	0-1	0-1	
1975-76	1-1	0-3		1994-95	1-0	0-1		2013-14	0-1	0-1	
1976-77	0-2	0-2		1995-96	1-0	1-0		2014-15	1-0	0-1	
1977-78	1-1	0-2		1996-97	1-0	1-0		2015-16	0-1	1-0	
1978-79	2-0	2-0		1997-98	0-1	1-0		2016-17	0-1	1-0	
1979-80	2-1	1-2		1998-99	0-0	0-0		2017-18	0-1	0-1	
1980-81	0-1	0-1		1999-00	0-1	0-1		2018-19	0-1	0-1	
1981-82	1-0	0-1		2000-01	0-1	0-1		TOTALS	36-26	25-37	0-0
1982-83	0-1	1-0		2001-02	0-1	0-1					
1983-84	1-0	1-0		2002-03	1-0	0-1					
1984-85	1-0	0-1		2003-04	0-1	0-1					
1985-86	1-0	0-1		2004-05	1-0	1-0					
1986-87	1-0	0-1		2005-06	1-0	0-1					
1987-88	0-1	1-0		2006-07	1-0	1-0					
1988-89	1-0	1-0		2007-08	0-1	0-1					

BIGGEST WIN/WORST LOSS:

	DATE	LOCATION	SCORE	MARGIN
Biggest Win	02/20/76	Chicago	130-74	56
Worst Loss	11/19/08	Portland	74-116	42

LAST WIN/LOSS:

	DATE	LOCATION	SCORE
Last Win:	11/15/16	Portland	113-88
Last Loss:	03/27/19	Chicago	98-118

2018/19 SEASON SERIES (0-2) CHICAGO BULLS VS. PORTLAND

PLAYER	G-BS	MIN	FG-FBA	PCT	3FG-FBA	PCT	FT-FTA	PCT	OFF	DEF	TOT	AST	PF-DQ	STL	TO	BLK	PTS	AVG	HI
Carter Jr.	1-1	29	7-9	.778	1-1	1.000	7-7	1.000	2	4	6	1	2-0	0	0	0	22	22.0	22
LaVine	1-1	33	6-19	.316	2-5	.400	4-5	.800	1	1	2	3	2-0	0	4	0	18	18.0	18
Dunn	1-1	30	7-14	.500	1-2	.500	0-0	---	0	5	5	7	4-0	2	3	0	15	15.0	15
Portis	1-0	19	6-12	.500	3-6	.500	0-0	---	3	3	6	0	1-0	0	3	0	15	15.0	15
Porter Jr. (TOT)	2-2	72	11-24	.458	1-5	.200	6-9	.667	2	12	14	2	5-0	2	3	2	29	14.5	16
Harrison	2-1	45	12-22	.545	2-3	.667	1-2	.500	4	7	11	5	1-0	3	1	0	27	13.5	21
Brooks (TOT)	1-0	18	5-9	.556	1-3	.333	2-6	.333	0	4	4	3	1-0	1	0	0	13	13.0	13
Blakeney	2-1	52	8-21	.381	0-3	.000	6-8	.750	1	3	4	5	3-0	0	1	0	22	11.0	12
Markkanen	1-1	32	4-12	.333	0-3	.000	2-2	1.000	1	4	5	2	2-0	1	1	3	10	10.0	10
Lopez	2-1	35	9-17	.529	0-1	.000	1-1	1.000	6	5	11	5	3-0	1	1	0	19	9.5	15
Anthony (TOT)	1-1	31	2-12	.167	0-2	.000	4-4	1.000	2	2	4	0	3-0	1	1	2	8	8.0	8
Felicio	2-0	34	4-6	.667	0-2	.000	8-10	.800	2	4	6	2	2-0	1	0	0	16	8.0	15
Luwawu-Cabarrut (T)	1-0	21	3-8	.375	1-4	.250	1-1	1.000	0	1	1	2	3-0	0	0	0	8	8.0	8
Luwawu-Cabarrut (C)	1-0	21	3-8	.375	1-4	.250	1-1	1.000	0	1	1	2	3-0	0	0	0	8	8.0	8
Arcidiacono	2-0	35	5-12	.417	2-4	.500	0-0	---	0	0	0	6	1-0	0	0	0	12	6.0	12
Hutchison	1-1	30	3-7	.429	0-2	.000	0-0	---	2	6	8	1	2-0	0	0	0	6	6.0	6
Selden Jr. (TOT)	4-1	64	7-25	.280	2-9	.222	1-2	.500	6	11	17	6	7-0	1	3	0	17	4.3	11
Selden Jr. (CHI)	2-1	38	6-16	.375	2-5	.400	0-0	---	3	9	12	4	3-0	1	2	0	14	7.0	11
Sampson	1-1	30	2-7	.286	0-3	.000	0-0	---	0	1	1	0	3-0	0	1	0	4	4.0	4
Alkins	1-0	16	0-2	.000	0-1	.000	2-2	1.000	1	2	3	1	1-0	0	3	0	2	2.0	2
BULLS	2	480	82-184	.446	14-45	.311	32-38	.842	26	55	81	44	37-0	9	22	3	210	105.0	112
TRAIL BLAZERS	2	480	90-166	.542	22-58	.379	40-46	.870	15	73	88	58	37-1	10	24	10	242	121.0	124

2018/19 SEASON SERIES (2-0) PORTLAND TRAIL BLAZERS VS. CHICAGO

PLAYER	G-BS	MIN	FG-FBA	PCT	3FG-FBA	PCT	FT-FTA	PCT	OFF	DEF	TOT	AST	PF-DQ	STL	TO	BLK	PTS	AVG	HI
McCollum	1-1	31	10-14	.714	2-4	.500	2-2	1.000	1	2	3	4	1-0	0	1	0	24	24.0	24
Curry	2-0	47	15-22	.682	7-12	.583	0-0	---	0	4	4	2	4-0	1	5	0	37	18.5	20
Kanter (TOT)	2-1	63	14-22	.636	0-1	.000	8-12	.667	10	20	30	8	5-0	1	6	0	36	18.0	23
Kanter (POR)	1-1	22	6-8	.750	0-0	---	1-4	.250	1	5	6	1	3-0	0	2	0	13	13.0	13
Nurkic	1-1	21	7-11	.636	0-1	.000	4-5	.800	0	8	8	1	4-0	1	3	1	18	18.0	18
Collins	2-0	51	10-15	.667	4-6	.667	5-5	1.000	3	9	12	6	8-1	1	1	3	29	14.5	16
Lillard	2-2	62	7-24	.292	3-11	.273	10-10	1.000	1	6	7	17	1-0	1	3	0	27	13.5	16
Hood (TOT)	4-3	111	19-46	.413	6-15	.400	9-9	1.000	1	6	7	8	5-0	2	1	2	53	13.3	20
Hood (POR)	1-0	24	6-10	.600	2-4	.500	1-1	1.000	0	2	2	2	0-0	0	1	1	15	15.0	15
Aminu	2-2	50	7-13	.538	0-4	.000	6-6	1.000	1	14	15	2	0-0	1	1	3	20	10.0	12
Strauskas	1-0	16	3-4	.750	2-3	.667	0-0	---	0	3	3	3	0-0	0	0	0	8	8.0	8
Simons	2-0	9	6-8	.750	1-2	.500	0-0	---	0	0	0	0	0-0	0	2	0	13	6.5	9
Leonard	2-0	37	4-7	.571	0-3	.000	4-4	1.000	1	9	10	3	7-0	1	2	1	12	6.0	8
Layman	2-2	36	3-7	.429	0-3	.000	4-5	.800	2	2	4	1	2-0	2	0	0	10	5.0	8
Harkless	1-1	20	1-8	.125	0-2	.000	2-2	1.000	2	2	4	1	2-0	1	1	0	4	4.0	4
Trent Jr.	2-0	7	2-4	.500	1-3	.333	1-2	.500	0	1	1	0	1-0	0	0	0	6	3.0	5
Labissiere (TOT)	1-0	4	1-1	1.000	0-0	---	0-0	---	1	0	1	3	1-0	0	0	0	2	2.0	2
Labissiere (POR)	1-0	4	1-1	1.000	0-0	---	0-0	---	1	0	1	3	1-0	0	0	0	2	2.0	2
Turner	2-0	43	2-10	.200	0-0	---	0-0	---	2	6	8	12	3-0	1	2	1	4	2.0	2
TRAIL BLAZERS	2	480	90-166	.542	22-58	.379	40-46	.870	15	73	88	58	37-1	10	24	10	242	121.0	124
BULLS	2	480	82-184	.446	14-45	.311	32-38	.842	26	55	81	44	37-0	9	22	3	210	105.0	1120

BULLS VS. TRAIL BLAZERS IN OVERTIME:

DATE	LOCATION	SCORE	W-L
11/19/74	Portland	92-98	L
11/24/76	Portland	115-117	L
03/16/84 (4OT)	Portland	156-155	W
11/29/91 (2OT)	Portland	116-114	W
01/31/04	Portland	95-102	L
01/03/08 (2OT)	Chicago	109-115	L
01/01/18	Chicago	120-124	L
TOTALS	7 GAMES	2-5 (.286)	



Office: 500 David J. Stern Walk, Sacramento, CA 95814 **Phone:** (916) 928-0000
Home Court: Golden 1 Center (17,583 – opened in 2016)
Chairman and Governor: Vivek Ranadive
Chief Operating Officer: Martina Kolokotronis
General Manager: Vlade Divac
Assistant General Managers: Peja Stojakovic, Ken Catanella
Special Advisor to General Manager: Joe Dumars
Vice President, Strategy & Analytics: Luke Bornn
Head Coach: Luke Walton
Assistant Coaches: Igor Kokoskov, Bob Beyer, Jesse Murmuys
Assistant Coach/Chief of Staff: Roy Rana
Assistant Coaches/Player Development: Bobby Jackson, Stacey Augmon, Lindsey Harding
Head Athletic Trainer: Joe Resendez
Sr. Vice President, Communications: Joelle Terry
Director, Media Relations: Alexander Sigua
Media Relations Manager: Raheem Gethers
Media Relations Coordinator: Michael Martine
Radio: KHTK 1140 (1140 AM) – Gary Gerould
Television: NBC Sports California – Grant Napear, Doug Christie, Kayte Christensen-Hunter
Team Colors: Purple, Black and Silver
Division: Pacific

BULLS STREAKS:

Overall: 4-1
 Home: 2-1
 Road: 2-1

2019/20 MEETINGS:

12/02 @ Sacramento
 01/24 @ Chicago

CHICAGO VS. SACRAMENTO 2018/19 SERIES: 2 GAMES, 0-2

DATE	SITE	BULLS	KINGS	BULLS HI-SCORER	KINGS HI-SCORER	BULLS HI-REBOUND	KINGS HI-REBOUND
12/10	CHI	89	108	LaVine-19	Fox-25	Carter Jr./Portis-8	Cauley-Stein-16
03/17	SAC	102	129	LaVine-18	Bagley III-21	Felicio-10	Bagley III-9
TOTALS	2	191	237				
AVERAGE		95.5	118.5				

BULLS ALL-TIME VS. KINGS: 81-79 (.506)

SEASON	HOME W-L	ROAD W-L	NEUTRAL W-L	SEASON	HOME W-L	ROAD W-L	NEUTRAL W-L	SEASON	HOME W-L	ROAD W-L	NEUTRAL W-L
(Cincinnati)				(Sacramento)				2006-07	0-1	0-1	
1966-67	3-2	1-2	1-0	1985-86	0-1	0-1		2007-08	1-0	0-1	
1967-68	1-1	2-1	2-0	1986-87	0-1	1-0		2008-09	1-0	1-0	
1968-69	1-2	0-2	0-1	1987-88	1-0	0-1		2009-10	0-1	1-0	
1969-70	2-0	0-2	1-1	1988-89	1-0	1-0		2010-11	1-0	1-0	
1970-71	2-0	1-0	1-0	1989-90	0-1	1-0		2011-12	1-0	1-0	
1971-72	2-0	1-1		1990-91	1-0	1-0		2012-13	1-0	0-1	
(K.C.-Omaha)				1991-92	1-0	1-0		2013-14	1-0	0-1	
1972-73	3-1	2-1		1992-93	1-0	1-0		2014-15	1-0	0-1	
1973-74	2-1	3-1		1993-94	1-0	0-1		2015-16	1-0	1-0	
1974-75	3-2	1-3		1994-95	0-1	0-1		2016-17	1-0	1-0	
1975-76	1-2	0-4		1995-96	1-0	1-0		2017-18	0-1	0-1	
1976-77	1-1	1-1		1996-97	1-0	1-0		2018-19	0-1	0-1	
1977-78	0-2	0-2		1997-98	1-0	1-0		TOTALS	47-31	29-45	5-3
1978-79	0-2	0-2		1998-99	0-0	0-0					
1979-80	3-0	0-2	0-1	1999-00	0-1	0-1					
1980-81	1-0	1-0		2000-01	0-1	0-1					
1981-82	1-0	0-1		2001-02	0-1	0-1					
1982-83	0-1	0-1		2002-03	0-1	0-1					
1983-84	1-0	0-1		2003-04	0-1	0-1					
1984-85	1-0	1-0		2004-05	1-0	0-1					
				2005-06	0-1	0-1					

BIGGEST WIN/WORST LOSS:

	DATE	LOCATION	SCORE	MARGIN
Biggest Win (SAC)	02/22/91	Chicago	129-82	47
Worst Loss (SAC)	03/13/13	Sacramento	79-121	42

Biggest Win (KC)	01/10/76	Chicago	111-84	27
Worst Loss (KC)	02/18/79	Kansas City	107-130	23
	03/28/78	Chicago	105-128	23

Biggest Win (CIN)	01/31/71	Chicago	131-99	32
Worst Loss (CIN)	03/11/67	Cincinnati	119-147	28

LAST WIN/LOSS:

	DATE	LOCATION	SCORE
Last Win:	02/06/17	Sacramento	112-107
Last Loss:	03/17/19	Sacramento	102-129

2018/19 SEASON SERIES (0-2) CHICAGO BULLS VS. SACRAMENTO

PLAYER	G-GS	MIN	FG-FGA	PCT	3FG-FGA	PCT	FT-FTA	PCT	OFF	DEF	TOT	AST	PF-DQ	STL	TO	BLK	PTS	AVG	HI
LaVine	2-2	62	14-31	.452	5-8	.625	4-5	.800	3	2	5	5	4-0	6	8	1	37	18.5	19
Markkanen	2-2	51	9-24	.375	2-12	.167	4-4	1.000	0	9	9	3	2-0	1	5	1	24	12.0	13
Selden Jr. (TOT)	4-0	95	14-34	.412	6-15	.400	4-6	.667	2	5	7	8	8-0	1	3	2	38	9.5	13
Selden Jr. (CHI)	1-0	24	2-7	.286	1-4	.250	4-6	.667	0	3	3	1	2-0	0	1	1	9	9.0	9
Holiday	1-1	35	3-9	.333	1-6	.167	2-2	1.000	0	3	3	1	0-0	3	4	0	9	9.0	9
Portis	1-0	19	3-8	.375	1-2	.500	2-2	1.000	2	6	8	1	2-0	0	1	1	9	9.0	9
Dunn	2-1	40	7-16	.438	0-5	.000	3-3	1.000	1	3	4	11	5-0	1	4	0	17	8.5	9
Carter Jr.	1-1	29	3-6	.500	0-0	---	2-2	1.000	1	7	8	2	3-0	1	3	1	8	8.0	8
Harrison	2-0	31	7-9	.778	0-1	.000	1-1	1.000	0	4	4	7	1-0	3	6	0	15	7.5	11
Luwanwu-Cabarrout (T)	1-0	22	4-8	.500	3-5	.600	0-1	.000	0	0	0	1	2-0	0	0	0	11	11.0	11
Luwanwu-Cabarrout (C)	1-0	22	4-8	.500	3-5	.600	0-1	.000	0	0	0	1	2-0	0	0	0	11	11.0	11
Lopez	2-1	37	5-11	.455	0-0	---	4-6	.667	2	5	7	0	2-0	0	3	3	14	7.0	8
Parker	1-0	19	3-6	.500	1-1	1.000	0-0	---	0	3	3	0	2-0	0	5	0	7	7.0	7
Porter Jr. (TOT)	2-2	46	5-15	.333	2-8	.250	1-1	1.000	1	4	5	3	3-0	1	4	0	13	6.5	8
Porter Jr. (CHI)	1-1	24	3-9	.333	1-4	.250	1-1	1.000	0	2	2	1	2-0	1	2	0	8	8.0	8
Arctdiacono	2-1	46	5-9	.556	2-4	.500	0-0	---	4	6	10	3	5-0	0	2	0	12	6.0	10
Blakeney	1-0	12	2-6	.333	0-0	---	0-1	.000	0	2	2	0	0-0	0	1	0	4	4.0	4
Brooks (TOT)	3-0	30	5-16	.313	1-6	.167	1-1	1.000	1	1	2	3	5-0	1	1	1	12	4.0	6
Hutchison	1-0	6	1-1	1.000	1-1	1.000	0-0	---	0	1	1	0	0-0	0	0	0	3	3.0	3
Felicio	2-0	20	2-3	.667	0-0	---	0-0	---	4	6	10	0	1-0	0	1	1	4	2.0	4
Payne	1-0	2	0-1	.000	0-1	.000	0-0	---	0	0	0	0	0-0	0	0	0	0	0.0	0
BULLS	2	480	73-164	.445	18-54	.333	27-34	.794	17	62	79	36	33-0	16	47	9	191	95.5	102
KINGS	2	480	94-191	.492	24-60	.400	25-31	.806	25	65	90	56	36-0	28	30	11	237	118.5	129

2018/19 SEASON SERIES (2-0) SACRAMENTO KINGS VS. CHICAGO

PLAYER	G-GS	MIN	FG-FGA	PCT	3FG-FGA	PCT	FT-FTA	PCT	OFF	DEF	TOT	AST	PF-DQ	STL	TO	BLK	PTS	AVG	HI
Fox	2-2	59	14-28	.500	6-10	.600	8-10	.800	1	7	8	9	5-0	6	6	2	42	21.0	25
Barnes (TOT)	2-2	62	14-27	.519	1-8	.125	9-10	.900	2	5	7	2	0-0	4	4	0	38	19.0	23
Barnes (SAC)	1-1	30	7-11	.636	0-2	.000	1-1	1.000	2	0	2	1	0-0	0	2	0	15	15.0	15
Bagley III	2-0	48	14-23	.609	1-3	.333	8-9	.889	5	6	11	2	3-0	0	1	1	37	18.5	21
Hield	2-2	58	11-23	.478	6-12	.500	2-2	1.000	1	6	7	8	3-0	4	4	1	30	15.0	16
Shumpert	1-1	34	5-11	.455	4-8	.500	0-0	---	0	0	0	5	2-0	4	5	0	14	14.0	14
Bogdanovic	2-0	53	9-19	.474	5-10	.500	1-2	.500	2	10	12	6	2-0	4	0	0	24	12.0	16
Caulley-Stein	2-2	47	9-18	.500	0-0	---	2-3	.667	7	16	23	8	5-0	4	3	0	20	10.0	11
Burks (TOT)	4-3	87	12-30	.400	5-13	.385	4-6	.667	2	19	21	7	2-0	0	7	0	33	8.3	18
Burks (SAC)	1-0	10	0-0	---	0-0	---	0-0	---	0	2	2	2	0-0	0	0	0	0	0.0	0
Giles III	2-0	23	8-14	.571	0-0	---	0-0	---	1	5	6	4	4-0	1	1	3	16	8.0	16
Bjelica	2-2	40	6-14	.429	1-4	.250	1-2	.500	3	8	11	4	4-0	0	3	1	14	7.0	8
Ferrell	1-0	12	2-4	.500	1-2	.500	0-0	---	0	0	0	0	1-0	1	0	0	5	5.0	5
Brewer (TOT)	1-0	22	1-4	.250	0-3	.000	2-2	1.000	0	0	0	3	2-0	1	0	0	4	4.0	4
Brewer (SAC)	1-0	22	1-4	.250	0-3	.000	2-2	1.000	0	0	0	3	2-0	1	0	0	4	4.0	4
Jackson	1-0	8	2-5	.400	0-2	.000	0-0	---	1	0	1	0	0-0	1	0	0	4	4.0	4
Koufos	2-0	22	4-10	.400	0-0	---	0-0	---	2	4	6	0	5-0	2	0	2	8	4.0	6
Mason	2-0	15	2-7	.286	0-4	.000	0-0	---	0	1	1	4	0-0	0	1	1	4	2.0	4
KINGS	2	480	94-191	.492	24-60	.400	25-31	.806	25	65	90	56	36-0	28	30	11	237	118.5	129
BULLS	2	480	73-164	.445	18-54	.333	27-34	.794	17	62	79	36	33-0	16	47	9	191	95.5	102

BULLS VS. KINGS IN OVERTIME:

DATE	LOCATION	SCORE	W-L	DATE	LOCATION	SCORE	W-L
02/12/68	Cleveland	112-104	W	01/25/80	Chicago	113-117	L
03/16/70	Omaha	142-140	W	03/07/82 (TOT)	Kansas City	122-124	L
01/09/72	Chicago	108-104	W	02/16/87	Chicago	120-124	L
12/01/72	Kansas City	106-97	W	02/14/06	Chicago	101-105	L
TOTALS				8 GAMES			
				4-4 (.500)			



Office: One AT&T Center, San Antonio, TX 78219 **Phone:** (210) 444-5500
Home Court: AT&T Center (18,354 – opened in 2002)
Chairman: Peter J. Holt
President & CEO: RC Buford
President of Basketball Operations/Head Coach: Gregg Popovich
General Manager: Brian Wright
Vice President of Basketball Operations: Brent Barry
Assistant Coaches: Becky Hammon, Will Hardy, Tim Duncan, Chip Engelland, Mitch Johnson
Vice President of Basketball Administration/Deputy General Counsel: Brandon James
Head Athletic Trainer: Will Sevensen
Senior Director of Communications: Tom James
Basketball Communications Manager: Kris Davis
Basketball Communications Manager: Jordan Howenstine
Radio: WQAI (1200 AM) – Bill Schoening
Spanish Radio: KXTN (107.5 FM) – Paul Castro
Television: KENS (Ch. 5), KMYS (Ch. 35), FOX Sports Southwest (Ch. 26) – Bill Land, Sean Elliott, Dan Weiss, Matt Bonner
Team Colors: Metallic Silver and Black
Division: Southwest

BULLS STREAKS:

Overall: 1-W
 Home: 2-L
 Road: 1-W

2019/20 MEETINGS:

01/27 @ Chicago
 03/20 @ San Antonio

CHICAGO VS. SAN ANTONIO 2018-19 SERIES: 2 GAMES, 1-1

DATE	SITE	BULLS	SPURS	BULLS H-SCORER	SPURS H-SCORER	BULLS H-REBOUND	SPURS H-REBOUND
11/26	CHI	107	108	LaVine-28	DeRozan-21	Parker-10	Aldridge/DeRozan-8
12/15	SAS	98	93	Dunn-24	Aldridge-29	Holiday/Markkanen/Dunn-7	Aldridge-12
TOTALS	2	205	201				
AVERAGE		102.5	100.5				

BULLS ALL-TIME VS. SPURS: 34-55 (.382)

SEASON	HOME W-L	ROAD W-L	NEUTRAL W-L	SEASON	HOME W-L	ROAD W-L	NEUTRAL W-L	SEASON	HOME W-L	ROAD W-L	NEUTRAL W-L
1976-77	2-0	1-1		1991-92	1-0	0-1		2007-08	0-1	0-1	
1977-78	2-0	0-2		1992-93	0-1	0-1		2008-09	0-1	0-1	
1978-79	0-2	0-1		1993-94	1-0	0-1		2009-10	1-0	1-0	
1979-80	0-1	0-1		1994-95	0-1	1-0		2010-11	1-0	0-1	
1980-81	0-1	0-1		1995-96	1-0	1-0		2011-12	0-0	1-0	
1981-82	1-0	0-1		1996-97	1-0	1-0		2012-13	0-1	0-1	
1982-83	0-1	0-1		1997-98	1-0	1-0		2013-14	0-1	1-0	
1983-84	0-1	0-1		1998-99	0-1	0-0		2014-15	1-0	0-1	
1984-85	1-0	0-1		1999-00	0-1	0-1		2015-16	1-0	0-1	
1985-86	0-1	1-0		2000-01	1-0	0-1		2016-17	1-0	0-1	
1986-87	1-0	0-1		2001-02	0-1	0-1		2017-18	0-1	0-1	
1987-88	1-0	0-1		2002-03	0-1	0-1		2018-19	0-1	1-0	
1988-89	1-0	1-0		2003-04	0-1	0-1		TOTALS	22-23	12-32	0-0
1989-90	1-0	0-1		2005-06	0-1	1-0					
1990-91	0-1	0-1		2006-07	1-0	0-1					

BIGGEST WIN/WORST LOSS:

	DATE	LOCATION	SCORE	MARGIN
Biggest Win	03/05/97	Chicago	111-69	42
Worst Loss	11/11/17	San Antonio	94-133	39

LAST WIN/LOSS:

	DATE	LOCATION	SCORE
Last Win:	12/15/18	San Antonio	98-93
Last Loss:	11/26/18	Chicago	107-108

2018/19 SEASON SERIES (1-1) CHICAGO BULLS VS. SAN ANTONIO

PLAYER	G-GS	MIN	FG-FBA	PCT	3FG-FBA	PCT	FT-FTA	PCT	OFF	DEF	TOT	AST	PF-DQ	STL	TO	BLK	PTS	AVG	HI
LaVine	1-1	35	10-26	.385	3-8	.375	5-6	.833	1	6	7	7	1-0	0	6	0	28	28.0	28
Dunn	1-1	36	11-19	.579	0-2	.000	2-2	1.000	0	7	7	3	5-0	2	1	0	24	24.0	24
Markkanen	1-1	37	9-18	.500	3-8	.375	2-2	1.000	1	6	7	1	1-0	2	2	2	23	23.0	23
Parker	1-1	36	7-15	.467	2-6	.333	2-3	.667	2	8	10	2	1-0	2	1	0	18	18.0	18
Arcidiacono	2-2	75	12-18	.667	6-10	.600	4-4	1.000	2	6	8	8	5-0	5	3	0	34	17.0	22
Holiday	2-2	79	7-22	.318	6-18	.333	5-5	1.000	1	12	13	6	2-0	2	1	3	25	12.5	17
Portis	1-0	19	4-12	.333	0-3	.000	1-2	.500	2	2	4	0	2-0	0	1	1	9	9.0	9
Carter Jr.	2-2	45	7-16	.438	0-0	---	2-4	.500	1	7	8	1	11-1	1	2	3	16	8.0	8
Lopez	2-0	43	6-11	.545	0-1	.000	4-4	1.000	2	4	6	3	1-0	0	0	1	16	8.0	10
Payne	2-0	22	3-7	.429	0-3	.000	0-0	---	0	1	1	1	1-0	1	1	1	6	3.0	4
Blakeney	1-0	3	1-2	.500	0-0	---	0-0	---	0	1	1	0	0-0	0	0	0	2	2.0	2
Hutchison	2-0	23	2-4	.500	0-0	---	0-0	---	1	3	4	0	1-0	0	0	0	4	2.0	4
Harrison	2-0	28	0-6	.000	0-3	.000	0-0	---	0	7	7	7	1-0	3	0	2	0	0.0	0
BULLS	2	480	79-176	.449	20-62	.323	27-32	.844	13	70	83	39	32-1	18	21	13	205	102.5	107
SPURS	2	480	77-166	.464	17-51	.333	30-35	.857	14	73	87	47	34-0	10	25	7	201	100.5	108

2018/19 SEASON SERIES (1-1) SAN ANTONIO SPURS VS. CHICAGO

PLAYER	G-GS	MIN	FG-FBA	PCT	3FG-FBA	PCT	FT-FTA	PCT	OFF	DEF	TOT	AST	PF-DQ	STL	TO	BLK	PTS	AVG	HI
Aldridge	2-2	67	18-28	.643	0-0	---	13-16	.813	5	15	20	4	2-0	1	2	3	49	24.5	29
DeRozan	2-2	71	17-41	.415	0-3	.000	8-9	.889	3	10	13	8	5-0	0	7	1	42	21.0	21
Belinelli	2-0	54	9-20	.450	6-14	.429	0-0	---	1	6	7	7	4-0	1	1	0	24	12.0	17
Gay	2-2	43	7-15	.467	2-4	.500	4-4	1.000	1	8	9	6	8-0	0	3	1	20	10.0	12
Mills	2-0	49	8-14	.571	3-8	.375	1-1	1.000	0	4	4	6	3-0	1	3	0	20	10.0	17
Poeltl	2-0	33	7-8	.875	0-0	---	1-1	1.000	2	6	8	4	1-0	1	1	0	15	7.5	10
Forbes	2-2	52	5-15	.333	3-10	.300	0-0	---	0	8	8	9	5-0	0	4	1	13	6.5	13
Bertans	2-0	39	2-10	.200	1-7	.143	3-4	.750	1	4	5	1	1-0	2	2	0	8	4.0	6
D. White	2-1	42	3-11	.273	2-5	.400	0-0	---	0	6	6	2	3-0	3	2	0	8	4.0	8
Cunningham	2-1	31	1-4	.250	0-0	---	0-0	---	1	6	7	0	2-0	1	0	1	2	1.0	2
SPURS	2	480	77-166	.464	17-51	.333	30-35	.857	14	73	87	47	34-0	10	25	7	201	100.5	108
BULLS	2	480	79-176	.449	20-62	.323	27-32	.844	13	70	83	39	32-1	18	21	13	205	102.5	107

BULLS VS. SPURS IN OVERTIME:

DATE	LOCATION	SCORE	W-L
01/30/79	Chicago	108-112	L
03/05/93	Chicago	102-107	L
01/24/95	Chicago	102-104	L
11/03/97 (207)	Chicago	87-83	W
11/07/05	Chicago	95-104	L
TOTALS	5 GAMES		1-4 (.200)



Office: 30 British Columbia Road, Toronto, Ontario, Canada M6K 3C3
Home Court: Scotiabank Arena (19,800 – 1999)
Chairman of the Board & Chairman, NBA Board of Governors: Lawrence M. Tanenbaum, DC
President: Masai Ujiri
General Manager: Bobby Webster
Head Coach: Nick Nurse
Assistant Coaches: Adrian Griffin, Sergio Scariolo, Nate Bjorkgren, Patrick Mutombo, Jim Sann, Jon Goodwillie, Brittnei Donaldson
Assistant Coach/Director of Sports Science: Alex McKechnie
Head Athletic Trainer: Scott McCollough
Strength & Conditioning Coach: Jon Lee
Director, Communications: Jennifer Quinn
Senior Manager, Basketball Communications: Roven Yau
Manager, Communications: Phil Summers
Coordinator, Communications: Emma Marshall, Tasala Tahir
Radio: TSN Radio 1050 (AM 1050), Sportsnet 590 (AM 590) – Paul Jones, Eric Smith, Jack Armstrong, Sherman Hamilton
Television: TSN, Sportsnet – Matt Devlin, Leo Rautins, Jack Armstrong
Team Colors: Red, Black and Silver
Division: Atlantic

BULLS STREAKS:

Overall: 9-L
 Home: 4-L
 Road: 5-L

2019/20 MEETINGS:

10/26 @ Chicago
 12/09 @ Chicago
 02/02 @ Toronto

CHICAGO VS. TORONTO 2018-19 SERIES: 4 GAMES, 0-4

DATE	SITE	BULLS	RAPTORS	BULLS HI-SCORER	RAPTORS HI-SCORER	BULLS HI-REBOUND	RAPTORS HI-REBOUND
11/17	CHI	83	122	Blakeney-13	VanVleet-18	Parker-6	Valanciunas-9
12/30	TOR	89	95	Markkanen-18	Leonard-27	Carter Jr.-11	Siakam-12
03/26	TOR	103	112	Selden Jr.-20	Powell-20	Markkanen-9	Ibaka-8
03/30	CHI	101	124	Lemon Jr.-19	Ibaka/VanVleet-23	Luwawu-Cabarrot-10	Ibaka-12
TOTALS	4	376	453				
AVERAGE		94.0	113.3				

BULLS ALL-TIME VS. RAPTORS: 48-41 (.539)

SEASON	HOME W-L	ROAD W-L	NEUTRAL W-L	SEASON	HOME W-L	ROAD W-L	NEUTRAL W-L
1995-96	2-0	1-1		2008-09	0-2	1-1	
1996-97	2-0	1-1		2009-10	0-1	1-1	
1997-98	2-0	2-0		2010-11	2-0	1-1	
1998-99	0-1	1-1		2011-12	2-0	1-0	
1999-00	0-2	0-2		2012-13	0-1	1-1	
2000-01	0-2	0-2		2013-14	0-2	2-0	
2001-02	0-2	0-2		2014-15	2-0	2-0	
2002-03	2-0	0-2		2015-16	2-0	2-0	
2003-04	2-0	2-0		2016-17	2-0	0-1	
2004-05	1-0	2-0		2017-18	0-2	0-2	
2005-06	2-0	2-0		2018-19	0-2	0-2†	
2006-07	1-1	1-1		TOTALS	25-19	23-22	0-0
2007-08	1-1	0-1					

BIGGEST WIN/WORST LOSS:

	DATE	LOCATION	SCORE	MARGIN
Biggest Win	02/19/98	Toronto	123-86	37
Worst Loss	11/17/18	Chicago	83-122	39

LAST WIN/LOSS:

	DATE	LOCATION	SCORE
Last Win:	02/14/17	Chicago	105-94
Last Loss:	03/30/19	Chicago	101-124

2018/19 SEASON SERIES (0-4) CHICAGO BULLS VS. TORONTO

PLAYER	G-BS	MIN	FG-FBA	PCT	3FG-FBA	PCT	FT-FTA	PCT	OFF	DEF	TOT	AST	PF-QF	STL	TO	BLK	PTS	AVG	HI
Lemon Jr. (TOT)	1-0	31	8-15	.533	0-1	.000	3-5	.600	0	4	4	6	3-0	4	1	1	19	19.0	19
Lemon Jr. (CHI)	1-0	31	8-15	.533	0-1	.000	3-5	.600	0	4	4	6	3-0	4	1	1	19	19.0	19
Porter Jr. (TOT)	3-2	105	20-40	.500	8-23	.348	7-7	1.000	2	14	16	5	6-0	4	1	2	55	18.3	27
Dunn	1-1	31	6-15	.400	0-1	.000	2-2	1.000	0	3	3	8	3-0	0	4	2	14	14.0	14
Markkanen	2-2	56	8-24	.333	5-10	.500	7-8	.875	2	17	19	1	2-0	3	6	2	28	14.0	18
LaVine	1-1	33	3-17	.176	0-3	.000	7-7	1.000	0	3	3	2	6-1	0	1	0	13	13.0	13
Lumawu-Cabarron (T)	2-0	61	9-20	.450	6-13	.462	2-2	1.000	2	10	12	2	5-0	0	4	2	26	13.0	18
Lumawu-Cabarron (C)	2-0	61	9-20	.450	6-13	.462	2-2	1.000	2	10	12	2	5-0	0	4	2	26	13.0	18
Blakeney	3-0	72	16-45	.356	2-9	.222	2-5	.400	1	13	14	4	2-0	1	5	0	36	12.0	13
Carter Jr.	2-2	55	8-18	.444	0-2	.000	8-8	1.000	6	10	16	4	2-0	0	4	1	24	12.0	16
Parker	1-1	27	5-14	.357	2-4	.500	0-0	---	1	5	6	2	3-0	2	3	0	12	12.0	12
Holiday	2-2	71	9-21	.429	4-13	.308	1-1	1.000	1	7	8	2	3-0	5	3	1	23	11.5	12
Selden Jr. (TOT)	3-2	75	14-32	.438	4-11	.364	2-2	1.000	0	4	4	6	5-0	4	7	0	34	11.3	20
Selden Jr. (CHI)	2-2	60	12-25	.480	3-8	.375	2-2	1.000	0	4	4	2	4-0	4	7	0	29	14.5	20
Harrison	4-2	106	14-36	.389	0-8	.000	12-20	.600	4	16	20	14	8-0	9	7	1	40	10.0	15
Hutchison	2-0	35	8-13	.615	1-3	.333	3-3	1.000	1	7	8	0	3-0	3	5	0	20	10.0	11
Sampson	2-1	45	6-12	.500	2-5	.400	3-4	.750	1	4	5	4	2-0	2	4	1	17	8.5	10
Arcidiacono	4-3	101	11-28	.393	6-15	.400	2-2	1.000	4	12	16	10	9-0	3	3	0	30	7.5	13
Alkins	1-0	18	3-9	.333	0-2	.000	1-1	1.000	5	3	8	3	0-0	0	0	0	7	7.0	7
Lopez	4-2	78	9-20	.450	1-2	.500	2-4	.500	3	6	9	6	3-0	1	7	1	21	5.3	10
Felicio	3-0	58	6-11	.545	0-0	---	1-1	1.000	6	12	18	4	4-0	1	3	0	13	4.3	6
Payne	1-1	22	2-6	.333	0-1	.000	0-0	---	1	2	3	4	4-0	1	2	1	4	4.0	4
BULLS	4	960	143-349	.410	32-100	.320	58-75	.773	38	138	176	78	66-1	39	71	13	376	94.0	103
RAPTORS	4	960	170-356	.478	53-134	.396	60-67	.896	33	159	192	111	70-0	42	62	29	453	113.3	124

2018/19 SEASON SERIES (4-0) TORONTO RAPTORS VS. CHICAGO

PLAYER	G-BS	MIN	FG-FBA	PCT	3FG-FBA	PCT	FT-FTA	PCT	OFF	DEF	TOT	AST	PF-QF	STL	TO	BLK	PTS	AVG	HI
Leonard	2-2	57	12-32	.375	1-8	.125	16-17	.941	2	11	13	5	0-0	6	2	0	41	20.5	27
Ibaka	4-3	98	27-52	.519	3-10	.300	6-6	1.000	6	25	31	5	13-0	3	8	9	63	15.8	23
Siakam	3-3	84	17-32	.531	1-3	.333	10-11	.909	8	17	25	11	6-0	1	6	1	45	15.0	20
VanVleet	4-3	121	20-44	.455	10-25	.400	8-8	1.000	3	13	16	22	6-0	3	7	1	58	14.5	23
Powell	3-0	77	16-30	.533	7-16	.438	0-0	---	0	9	9	7	1-0	2	3	1	39	13.0	20
Green	4-4	89	17-24	.708	9-13	.692	0-0	---	2	11	13	7	4-0	5	2	2	43	10.8	17
Lowry	3-3	79	10-30	.333	7-20	.350	5-6	.833	1	15	16	22	5-0	8	10	0	32	10.7	14
Gasol (TOT)	2-2	49	7-17	.412	3-4	.750	2-4	.500	1	13	14	7	5-0	1	2	3	19	9.5	17
Gasol (TOR)	2-2	49	7-17	.412	3-4	.750	2-4	.500	1	13	14	7	5-0	1	2	3	19	9.5	17
Richardson	1-0	19	3-4	.750	2-3	.667	1-1	1.000	0	3	3	0	2-0	1	5	0	9	9.0	9
Lin (TOT)	4-0	84	11-32	.344	4-13	.308	6-9	.667	0	12	12	12	8-0	2	6	0	32	8.0	15
Lin (TOR)	2-0	43	5-17	.294	2-7	.286	2-2	1.000	0	6	6	5	5-0	2	1	0	14	7.0	12
Meeks (TOT)	2-0	34	7-11	.636	2-4	.500	0-0	---	1	4	5	0	0-0	1	1	1	16	8.0	14
Meeks (TOR)	2-0	34	7-11	.636	2-4	.500	0-0	---	1	4	5	0	0-0	1	1	1	16	8.0	14
Valanciunas	1-0	14	4-6	.667	0-1	.000	0-0	---	1	8	9	1	2-0	0	1	0	8	8.0	8
Anunoby	2-0	46	5-10	.500	1-4	.250	4-4	1.000	2	2	4	3	3-0	1	0	2	15	7.5	10
Wright	2-0	34	6-16	.375	2-5	.400	1-1	1.000	2	3	5	6	1-0	2	3	1	15	7.5	8
Brown	2-0	25	5-9	.556	0-3	.000	0-0	---	0	2	2	2	4-0	3	4	1	10	5.0	10
Loyd	2-0	18	2-2	1.000	2-2	1.000	4-5	.800	0	5	5	5	1-0	0	0	0	10	5.0	8
McCaw (TOT)	1-0	17	2-3	.667	0-0	---	0-0	---	0	1	1	1	3-0	3	2	0	4	4.0	4
McCaw (TOR)	1-0	17	2-3	.667	0-0	---	0-0	---	0	1	1	1	3-0	3	2	0	4	4.0	4
Monroe	2-0	30	3-7	.429	0-0	---	1-2	.500	3	7	10	2	5-0	0	3	2	7	3.5	7
Boucher	3-0	16	2-8	.250	1-5	.200	0-0	---	1	4	5	0	3-0	0	0	5	1.7	3	3
Miller	1-0	11	0-2	.000	0-1	.000	0-0	---	0	0	0	0	1-0	0	0	0	0.0	0	0
RAPTORS	4	960	170-356	.478	53-134	.396	60-67	.896	33	159	192	111	70-0	42	62	29	453	113.3	124
BULLS	4	960	143-349	.410	32-100	.320	58-75	.773	38	138	176	78	66-1	39	71	13	376	94.0	103

BULLS VS. RAPTORS IN OVERTIME:

DATE	LOCATION	SCORE	W-L	DATE	LOCATION	SCORE	W-L
02/28/99	Toronto	90-88	W	01/16/13	Toronto	107-105	W
11/04/02	Toronto	102-105	L	01/07/17	Chicago	123-118	W
04/11/04	Toronto	114-108	W	03/21/17	Toronto	120-122	L
03/29/09	Toronto	129-134	L	TOTALS	8 GAMES		5-3 (.625)
03/24/12	Chicago	102-101	W				



Office: 1420 S 500 W, Salt Lake City, UT 84115 **Phone:** (801) 325-2500

Home Court: Vivint Smart Home Arena (18,306 – opened in 1991)

Owner: Gail Miller

Executive Vice President: Don Stirling

Executive VP of Basketball Operations: Dennis Lindsey

General Manager: Justin Zanik

Sr. Vice President of Basketball Operations: Linda Luchetti

Vice President of Player Personnel: Walt Perrin

Assistant General Manager: David Morway

Director of Pro Player Personnel: David Fredman

Executive Director of International Scouting: Richard Smith

Head Coach: Quin Snyder

Assistant Coaches: Alex Jensen, Johnnie Bryant, Zach Guthrie, Vince Legarza, Lamar Skeeter, Jeff Watkinson, Mike Wells

VP of Performance Health Care: Mike Elliott

Head Athletic Trainer: Eric Waters

Sr. VP, Communications: Frank Zang

Vice President, Communications: Derek Garduño

Director, Communications: Madeline Wehle Crandall

Manager, Communications: Danny Franks

Radio: KZNS (1280 AM/97.5 FM) – David Locke, Ron Boone

Television: AT&T SportsNet – Craig Bolerjack, Matt Harpring, Kristen Kenney

Team Colors: Navy, Dark Yellow, Dark Green and Gray

Division: Northwest

BULLS STREAKS:

Overall: 2-L

Home: 1-L

Road: 2-L

2019/20 MEETINGS:

01/02 @ Chicago

03/30 @ Utah

CHICAGO VS. UTAH 2018-19 SERIES: 2 GAMES, 0-2

DATE	SITE	BULLS	JAZZ	BULLS HI-SCORER	JAZZ HI-SCORER	BULLS HI-REBOUND	JAZZ HI-REBOUND
11/12	UTA	102	110	LaVine-21	Mitchell-34	Carter Jr.-9	Gobert-16
03/23	CHI	83	114	Markkanen-18	Gobert-21	Markkanen-10	Gobert-14
TOTALS	2	185	224				
AVERAGE		92.5	112.0				

BULLS ALL-TIME VS. JAZZ: 53-49 (.520)

SEASON	HOME W-L	ROAD W-L	NEUTRAL W-L	SEASON	HOME W-L	ROAD W-L	NEUTRAL W-L	SEASON	HOME W-L	ROAD W-L	NEUTRAL W-L
(New Orleans)				1991-92	1-0	0-1		2011-12	1-0	0-0	
1974-75	2-0	2-0		1992-93	1-0	1-0		2012-13	1-0	1-0	
1975-76	0-2	2-0		1993-94	1-0	1-0		2013-14	1-0	0-1	
1976-77	2-0	2-0		1994-95	0-1	0-1		2014-15	0-1	1-0	
1977-78	2-0	0-2		1995-96	1-0	1-0		2015-16	1-0	0-1	
1978-79	2-0	0-2		1996-97	1-0	0-1		2016-17	1-0	1-0	
(Utah)				1997-98	0-1	0-1		2017-18	1-0	0-1	
1979-80	2-1	0-3		1998-99	0-0	0-1		2018-19	0-1	0-1	
1980-81	1-0	1-0		1999-00	0-1	0-1		TOTALS	32-19	21-30	0-0
1981-82	0-1	1-0		2000-01	0-1	0-1					
1982-83	1-0	0-1		2001-02	0-1	0-1					
1983-84	0-1	1-0		2002-03	1-0	0-1					
1984-85	0-1	0-1		2003-04	0-1	1-0					
1985-86	1-0	0-1		2004-05	1-0	1-0					
1986-87	0-1	0-1		2005-06	1-0	0-1					
1987-88	1-0	1-0		2006-07	0-1	0-1					
1988-89	0-1	0-1		2007-08	1-0	0-1					
1989-90	0-1	0-1		2008-09	1-0	1-0					
1990-91	1-0	1-0		2009-10	0-1	0-1					
				2010-11	1-0	1-0					

BIGGEST WIN/WORST LOSS:

	DATE	LOCATION	SCORE	MARGIN
Biggest Win (UTA)	11/08/13	Chicago	97-73	24
Worst Loss (UTA)	11/18/00	Utah	64-109	45
Biggest Win (NO)	12/13/74	Chicago	109-76	33
Worst Loss (NO)	11/01/77	New Orleans	88-99	11

LAST WIN/LOSS:

	DATE	LOCATION	SCORE
Last Win:	12/13/17	Chicago	103-100
Last Loss:	03/23/19	Chicago	83-114

2018/19 SEASON SERIES (0-2) CHICAGO BULLS VS. UTAH

PLAYER	G-GS	MIN	FG-FGA	PCT	3FG-FGA	PCT	FT-FTA	PCT	OFF	DEF	TOT	AST	PF-DQ	STL	TO	BLK	PTS	AVG	HI
Anthony (TOT)	1-0	39	9-17	.529	3-8	.375	1-2	.500	1	6	7	2	3-0	1	0	1	22	22.0	22
LaVine	1-1	29	7-21	.333	2-7	.286	5-8	.625	0	3	3	1	3-0	3	1	1	21	21.0	21
Markkanen	2-2	60	13-37	.351	2-12	.167	6-6	1.000	5	10	15	1	3-0	1	1	2	34	17.0	18
Hutchinson	1-1	25	4-7	.571	2-3	.667	1-1	1.000	1	6	7	2	0-0	1	1	0	11	11.0	11
Parker	1-0	19	5-10	.500	1-2	.500	0-0	---	0	7	7	2	1-0	0	0	0	11	11.0	11
Blakeley	1-1	27	5-11	.455	0-2	.000	0-0	---	0	2	2	2	2-0	0	1	0	10	10.0	10
Felicio	1-0	25	5-8	.625	0-0	---	0-0	---	2	4	6	2	2-0	0	0	0	10	10.0	10
Selden Jr. (TOT)	5-0	105	15-32	.469	3-9	.333	5-9	.556	4	8	12	8	11-0	3	9	0	38	7.6	11
Selden Jr. (CHI)	2-0	49	9-18	.500	1-4	.250	1-3	.333	2	5	7	3	1-0	0	5	0	20	10.0	11
Carter Jr.	1-1	30	3-9	.333	0-1	.000	1-2	.500	3	6	9	2	4-0	1	0	1	7	7.0	7
Dunn	2-2	52	5-19	.263	0-1	.000	4-4	1.000	2	6	8	13	8-1	4	2	2	14	7.0	10
Lopez	2-1	35	7-15	.467	0-1	.000	0-2	.000	5	3	8	3	1-0	0	2	1	14	7.0	10
Sampson	1-0	17	3-6	.500	1-4	.250	0-0	---	0	0	0	0	1-0	1	4	1	7	7.0	7
Harrison	2-1	53	4-15	.267	0-0	---	3-3	1.000	0	12	12	4	5-0	1	2	11	5.5	6	
Arctidiacomo	2-0	38	1-11	.091	0-4	.000	8-8	1.000	1	4	5	4	3-0	1	3	0	10	5.0	6
Luwawu-Cabarrot (1)	1-0	20	2-2	1.000	0-0	---	1-2	.500	0	3	3	1	1-0	1	0	0	5	5.0	5
Luwawu-Cabarrot (2)	1-0	20	2-2	1.000	0-0	---	1-2	.500	0	3	3	1	1-0	1	0	0	5	5.0	5
Brooks (TOT)	3-0	36	5-10	.500	2-3	.667	1-2	.500	0	4	4	2	3-0	0	3	1	13	4.3	10
BULLS	2	480	73-189	.386	9-41	.220	30-37	.811	21	71	92	40	35-1	14	23	10	185	92.5	102
JAZZ	2	480	84-183	.459	27-77	.351	29-40	.725	22	88	110	50	35-0	13	25	19	224	112.0	114

2018/19 SEASON SERIES (2-0) UTAH JAZZ VS. CHICAGO

PLAYER	G-GS	MIN	FG-FGA	PCT	3FG-FGA	PCT	FT-FTA	PCT	OFF	DEF	TOT	AST	PF-DQ	STL	TO	BLK	PTS	AVG	HI
Mitchell	2-2	64	16-32	.500	6-15	.400	12-14	.857	0	14	14	9	5-0	0	3	2	50	25.0	34
Gobert	2-2	66	14-17	.824	0-0	---	8-16	.500	11	19	30	10	7-0	1	5	6	36	18.0	21
Ingle	2-2	58	11-28	.393	6-17	.353	1-1	1.000	0	8	8	9	3-0	0	1	0	29	14.5	16
Rubio	1-1	23	6-11	.545	0-2	.000	0-0	---	0	4	4	3	0-0	1	2	0	12	12.0	12
Favors	2-2	50	10-18	.556	0-0	---	1-1	1.000	5	9	14	1	3-0	2	3	1	21	10.5	13
Neto	1-0	15	3-5	.600	2-3	.667	2-2	1.000	0	2	2	2	2-0	0	1	0	10	10.0	10
Korver (TOT)	3-0	64	11-24	.458	7-15	.467	0-0	---	2	10	12	5	6-0	2	2	1	29	9.7	16
Korver (UTA)	2-0	44	8-19	.421	5-12	.417	0-0	---	2	6	8	4	4-0	2	2	1	21	10.5	16
Crowder	2-0	48	5-25	.200	4-16	.250	3-4	.750	3	6	9	5	6-0	3	4	2	17	8.5	11
Allen	1-0	14	2-4	.500	1-3	.333	2-2	1.000	0	1	1	0	0-0	0	1	1	7	7.0	7
O'Neale	2-1	58	4-12	.333	3-7	.429	0-0	---	0	16	16	5	4-0	1	0	2	11	5.5	8
Mitrou-Long	1-0	6	1-3	.333	0-1	.000	0-0	---	0	0	0	1	0-0	0	0	0	2	2.0	2
Niang	2-0	11	2-4	.500	0-1	.000	0-0	---	0	1	1	0	1-0	0	1	0	4	2.0	4
Sefolosha	1-0	15	1-3	.333	0-0	---	0-0	---	0	1	1	1	0-0	3	1	0	2	2.0	2
Udoh	1-0	8	1-2	.500	0-0	---	0-0	---	1	1	2	0	0-0	0	4	2	2.0	2	
JAZZ	2	480	84-183	.459	27-77	.351	29-40	.725	22	88	110	50	35-0	13	25	19	224	112.0	114
BULLS	2	480	73-189	.386	9-41	.220	30-37	.811	21	71	92	40	35-1	14	23	10	185	92.5	102

BULLS VS. JAZZ IN OVERTIME:

DATE	LOCATION	SCORE	W-L
02/03/92 (3OT)	Utah	123-126	L
01/05/02	Chicago	111-113	L
02/06/06	Utah	107-109	L
11/25/13	Utah	83-87	L
02/01/16	Utah	98-105	L
TOTALS	5 GAMES	0-5 (0.00)	



Office: 601 F Street NW, Washington, DC 20004 **Phone:** (202) 661-5000
Home Court: Capital One Arena (20,356 – opened in 1997)
Chairman & CEO: Ted Leonsis
General Manager: Tommy Sheppard
Chief of Athletic Care & Performance: Daniel Medina
Assistant General Manager/Strategy & Analytics: Brett Greenberg
Head Coach: Scott Brooks
Associate Head Coach: Tony Brown
Assistant Coaches: Mike Longabardi, Jarrell Christian, Corey Gaines, Dean Oliver, Mike Terpstra
Lead Physical Therapist/Director of Medical Services: Steve Smith
Athletic Trainers: Jeff Bangs, Navin Hettiarachchi
Vice President of Communications: Scott Hall
Director of Media Relations: DeAndre Phillips
Director Basketball Communications: Daren Jenkins
Radio: WNEW (99.1 FM)/WFED (1500 AM) – Dave Johnson, Glen Consor
TV: NBC Sports Washington – Justin Kutcher, Drew Gooden, Caron Butler, Chris Miller
Team Colors: Red, White and Blue
Division: Southeast

BULLS STREAKS:

Overall: 2-W
 Home: 1-W
 Road: 2-W

2019/20 MEETINGS:

12/18 @ Washington
 01/15 @ Chicago
 02/11 @ Washington
 02/23 @ Chicago

CHICAGO VS. WASHINGTON 2018-19 SERIES: 4 GAMES, 3-1

DATE	SITE	BULLS	WIZARDS	BULLS HI-SCORER	WIZARDS HI-SCORER	BULLS HI-REBOUND	WIZARDS HI-REBOUND
12/28	WAS	101	92	LaVine-24	Beal-34	Markkanen-14	Bryant-8
02/09	CHI	125	134	LaVine-26	Beal-31	Markkanen-11	Portis-12
03/20	CHI	126	120	Markkanen-32	Parker-28	Markkanen-13	Brown Jr.-10
04/03	WAS	115	114	Lemon Jr.-24	Portis/Bryant-20	Sampson-9	Bryant-12
TOTALS	4	467	460				
AVERAGE		116.8	115.0				

BULLS ALL-TIME VS. WIZARDS: 121-105 (.535)

SEASON	HOME W-L	ROAD W-L	NEUTRAL W-L	SEASON	HOME W-L	ROAD W-L	NEUTRAL W-L	SEASON	HOME W-L	ROAD W-L	NEUTRAL W-L
(Baltimore)				1982-83	0-3	1-2		2002-03	1-1	0-2	
1966-67	4-0	1-2	1-1	1983-84	2-1	0-3		2003-04	1-1	0-2	
1967-68	2-1	3-1		1984-85	2-0	1-2		2004-05	1-0	0-2	
1968-69	0-3	0-2	0-1	1985-86	1-2	0-2		2005-06	2-0	1-1	
1969-70	0-2	0-2	1-1	1986-87	3-0	0-3		2006-07	2-0	1-1	
1970-71	2-0	1-2		1987-88	2-1	1-2		2007-08	0-2	1-0	
1971-72	2-1	2-0		1988-89	2-0	1-1		2008-09	2-0	1-1	
1972-73	2-0	1-0	1-0	1989-90	2-0	1-1		2009-10	1-0	1-1	
(Capital)				1990-91	2-0	1-1		2010-11	2-0	2-0	
1973-74	2-0	1-1		1991-92	2-0	2-0		2011-12	1-1	1-0	
(Washington)				1992-93	2-0	2-0		2012-13	2-0	0-2	
1974-75	1-1	0-2		1993-94	2-0	2-0		2013-14	0-1	1-1	
1975-76	0-2	0-2		1994-95	1-1	1-1		2014-15	1-1	1-1	
1976-77	0-1	1-1		1995-96	2-0	2-0		2015-16	1-1	0-1	
1977-78	2-0	0-1		1996-97	1-0	1-1		2016-17	1-1	0-2	
1978-79	1-1	0-2		1997-98	1-1	2-0		2017-18	1-1	0-1	
1979-80	0-1	0-1		1998-99	1-0	0-2		2018-19	1-1	2-0	
1980-81	3-0	2-1		1999-00	1-1	1-1		TOTALS	74-37	44-65	3-3
1981-82	2-1	0-3		2000-01	1-1	1-0					
				2001-02	1-1	0-2					

BIGGEST WIN/WORST LOSS:

	DATE	LOCATION	SCORE	MARGIN
Biggest Win (WAS)	04/15/07	Washington	101-68	33
Worst Loss (WAS)	01/26/78	Washington	107-135	28
Biggest Win (CAP)	10/19/73	Chicago	117-103	14
Worst Loss (CAP)	12/26/73	Largo, Md.	81-82	1
Biggest Win (BAL)	10/15/71	Chicago	106-82	24
Worst Loss (BAL)	12/13/66	New York	94-122	28

LAST WIN/LOSS:

	DATE	LOCATION	SCORE
Last Win:	04/03/19	Washington	115-114
Last Loss:	02/09/19	Chicago	125-134

2018/19 SEASON SERIES (3-1) CHICAGO BULLS VS. WASHINGTON

PLAYER	G-BS	MIN	FG-FBA	PCT	3FG-FBA	PCT	FT-FTA	PCT	OFF	DEF	TOT	AST	PF-DQ	STL	TO	BLK	PTS	AVG	HI
LaVine	2-2	64	18-29	.621	3-7	.429	11-13	.846	1	4	5	9	3-0	1	4	0	50	25.0	26
Lemon Jr. (TOT)	1-1	29	11-16	.688	0-0	---	2-2	1.000	0	3	3	8	2-0	2	4	0	24	24.0	24
Lemon Jr. (CHI)	1-1	29	11-16	.688	0-0	---	2-2	1.000	0	3	3	8	2-0	2	4	0	24	24.0	24
Markkanen	3-3	98	26-53	.491	7-19	.368	7-10	.700	9	29	38	9-9	0	5	2	66	22.0	32	
J. Sampson	1-0	29	6-11	.545	2-2	1.000	4-4	1.000	3	6	9	2	4-0	2	2	0	18	18.0	18
Carter Jr.	1-1	33	8-10	.800	0-0	---	1-1	1.000	2	11	13	2	5-0	1	2	3	17	17.0	17
Porter Jr. (TOT)	1-1	34	6-15	.400	2-5	.400	3-5	.600	1	1	2	2	1-0	2	1	1	17	17.0	17
Porter Jr. (CHI)	1-1	34	6-15	.400	2-5	.400	3-5	.600	1	1	2	2	1-0	2	1	1	17	17.0	17
Dunn	3-3	104	18-42	.429	4-10	.400	5-7	.714	1	13	14	29	7-0	7	7	0	45	15.0	26
Lopez	4-3	90	20-31	.645	0-1	.000	8-9	.889	5	8	13	3	6-0	0	6	6	48	12.0	18
Alkins	1-0	26	4-9	.444	1-4	.250	2-4	.500	0	5	5	3	2-0	0	2	0	11	11.0	11
Holiday	1-1	38	2-6	.333	2-5	.400	4-5	.800	0	1	1	3	1-0	3	1	0	10	10.0	10
Harrison	4-2	109	16-38	.421	3-6	.500	4-5	.800	4	14	18	4	12-0	6	2	2	39	9.8	18
Felicio	3-0	56	11-17	.647	0-0	---	3-6	.500	9	9	18	3	3-0	2	4	2	25	8.3	15
Selden Jr. (TOT)	4-1	70	10-34	.294	2-8	.250	7-7	1.000	5	8	13	4	6-0	2	6	0	29	7.3	17
Selden Jr. (CHI)	3-1	62	9-30	.300	1-5	.200	7-7	1.000	5	8	13	4	6-0	2	4	0	26	8.7	17
Luxwatu-Cabarrot (T)	3-1	69	11-23	.478	5-12	.417	2-2	1.000	3	12	15	5	6-0	2	4	2	29	9.7	13
Luxwatu-Cabarrot (C)	3-1	69	11-23	.478	5-12	.417	2-2	1.000	3	12	15	5	6-0	2	4	2	29	9.7	13
Aradiaciano	4-0	87	9-25	.360	0-8	.000	4-5	.800	1	11	12	10	3-0	3	3	0	22	5.5	11
B. Sampson	2-0	15	5-8	.625	1-3	.333	0-0	---	0	2	2	1	2-0	0	1	0	11	5.5	7
Hutchinson	1-0	15	2-2	1.000	0-0	---	1-2	.500	1	1	2	1	0-0	0	1	0	5	5.0	5
Blakeney	2-1	27	2-7	.286	0-0	---	0-0	---	0	5	5	1	0-0	0	1	0	4	2.0	2
Brooks (TOT)	1-0	5	0-1	.000	0-1	.000	0-0	---	0	0	0	0	0-0	0	1	0	0	0.0	0
BULLS	4	985	184-372	.495	31-87	.356	68-87	.782	45	143	188	99	72-0	33	55	18	467	116.8	126
WIZARDS	4	985	178-370	.481	40-126	.317	64-81	.790	35	133	168	109	80-0	31	54	30	460	115.0	134

2018/19 SEASON SERIES (1-3) WASHINGTON WIZARDS VS. CHICAGO

PLAYER	G-BS	MIN	FG-FBA	PCT	3FG-FBA	PCT	FT-FTA	PCT	OFF	DEF	TOT	AST	PF-DQ	STL	TO	BLK	PTS	AVG	HI
Beal	4-4	138	42-85	.494	8-26	.308	19-25	.760	5	15	20	18	9-0	10	12	4	111	27.8	34
Parker (TOT)	3-0	85	20-38	.526	3-10	.300	7-8	.875	2	13	15	10	3-0	2	8	5	50	16.7	28
Parker (WAS)	3-0	85	20-38	.526	3-10	.300	7-8	.875	2	13	15	10	3-0	2	8	5	50	16.7	28
Portis (TOT)	3-2	91	19-46	.413	2-12	.167	5-6	.833	9	18	27	8	12-0	2	3	5	45	15.0	20
Portis (WAS)	3-2	91	19-46	.413	2-12	.167	5-6	.833	9	18	27	8	12-0	2	3	5	45	15.0	20
Bryant	4-3	100	19-29	.655	2-4	.500	10-13	.769	5	23	28	10	7-0	1	3	8	50	12.5	20
Ariza (TOT)	4-4	121	16-35	.457	10-25	.400	2-2	1.000	1	10	11	12	5-0	2	3	1	44	11.0	19
Ariza (WAS)	3-3	84	13-27	.481	7-18	.389	2-2	1.000	1	8	9	9	3-0	2	3	0	35	11.7	19
Randle	4-0	79	17-28	.607	7-12	.583	2-3	.667	1	8	9	6	11-0	1	3	1	43	10.8	20
Dekker (TOT)	2-0	46	8-18	.444	1-3	.333	3-3	1.000	2	5	7	1	4-0	1	1	0	20	10.0	14
Dekker (WAS)	2-0	46	8-18	.444	1-3	.333	3-3	1.000	2	5	7	1	4-0	1	1	0	20	10.0	14
Satoransky	4-4	132	16-38	.421	4-12	.333	4-5	.800	5	14	19	25	12-0	6	10	1	40	10.0	16
Johnson (TOT)	3-1	53	10-15	.667	5-8	.625	1-2	.500	1	6	7	3	3-0	1	0	2	26	8.7	14
Johnson (WAS)	2-0	29	5-8	.625	5-8	.600	1-2	.500	0	3	3	1	2-0	0	0	1	14	7.0	14
Brown Jr.	2-1	66	5-12	.417	1-6	.167	4-4	1.000	3	9	12	4	3-0	2	3	0	15	7.5	9
Green	3-3	65	7-21	.333	2-12	.167	5-6	.833	2	11	13	8	5-0	1	2	1	21	7.0	11
McRae	2-0	37	6-14	.429	0-4	.000	2-4	.500	0	2	2	6	6-0	3	3	2	14	7.0	14
Mahmudi	1-0	18	1-4	.250	0-0	---	0-0	---	0	3	3	2	3-0	0	1	2	2	2.0	2
Baker (TOT)	1-0	13	0-2	.000	0-2	.000	0-0	---	0	1	1	1	0-0	0	1	0	0	0.0	0
Baker (WAS)	1-0	13	0-2	.000	0-2	.000	0-0	---	0	1	1	1	0-0	0	1	0	0	0.0	0
Jenkins	1-0	2	0-0	---	0-0	---	0-0	---	0	0	0	0	0-0	0	0	0	0	0.0	0
WIZARDS	4	985	178-370	.481	40-126	.317	64-81	.790	35	133	168	109	80-0	31	54	30	460	115.0	134
BULLS	4	985	184-372	.495	31-87	.356	68-87	.782	45	143	188	99	72-0	33	55	18	467	116.8	126

BULLS VS. WIZARDS IN OVERTIME:

DATE	LOCATION	SCORE	W-L	DATE	LOCATION	SCORE	W-L
01/02/76	Chicago	99-107	L	11/05/95	Chicago	99-100	L
12/15/79	Chicago	113-115	L	12/30/99	Washington	117-112	W
11/11/83 (TOT)	Washington	124-125	L	01/15/10 (TOT)	Chicago	121-119	W
01/06/84	Washington	89-96	L	03/20/19	Chicago	126-120	W
04/09/84 (TOT)	Washington	134-136	L	TOTALS	10 GAMES	3-7 (.300)	
03/14/87	Washington	105-106	L				

KNAUZ *Autopark*

MERCEDES-BENZ | BMW | LAND ROVER | MINI | HYUNDAI | GENESIS | SPRINTER

Winning.
At Home. And on the Road.



Knauz. Since 1934.

RT. 41 & 176, LAKE BLUFF | 847.234.2800 | Knauz.com



RECORDS

REGULAR SEASON RECORDS (MOST)

MOST POINTS

Game (4 OT)	168	at ATL	03/01/19
Game	155	vs. PHX	12/04/90
Half	86	vs. PHX (2nd)	12/04/90
Qtr.	49*	vs. TOR (4th)	12/22/14
OT	20*	vs. PHX	02/24/17

MOST FIELD GOALS MADE

Game	67	vs. PHX	12/04/90
Half	35	vs. PHX (2nd)	12/04/90
Qtr.	21	vs. DET (4th)	02/08/68
OT	7*	vs. KC	01/25/80

MOST FIELD GOALS ATTEMPTED

Game	131	vs. BAL	03/10/67
Half	71	at DET (2nd)	03/23/69
Qtr.	38*	at DET (3rd)	03/23/69
OT	14	at HOU (1st)	02/03/17

HIGHEST FIELD GOAL PERCENTAGE

Game	.705 (43-61)	at GSW	12/02/81
Half	.785 (33-42)	vs. GSW (2nd)	03/23/85
Qtr.	.895 (17-19)*	at LAC (3rd)	11/26/91
OT	1,000 (5-5)	vs. POR	02/26/10

MOST FREE THROWS MADE

Game	56	vs. PHX	01/08/70
Half	36	vs. PHX (2nd)	01/08/70
Qtr.	22	vs. DEN (4th)	12/29/78
OT	14	at ORL	04/17/06

MOST FREE THROWS ATTEMPTED

Game	71	vs. PHX	01/08/70
Half	48	vs. PHX (2nd)	01/08/70
Qtr.	27	vs. PHX (4th)	01/08/70
OT	16	at ORL	04/17/06

HIGHEST FREE THROW PERCENTAGE

Pct.	1.000 (25-25)	at CHA	02/02/19
------	---------------	--------	----------

MOST 3-POINT FIELD GOALS MADE

Game (4 OT)	21	at ATL	03/01/19
Game	18*	vs. WAS	04/01/18
Half	13*	at ATL (2nd)	03/18/18
Qtr.	9	vs. PHI (3rd)	02/22/18
OT	3	vs. WAS (1st)	03/20/19

MOST 3-POINT FIELD GOALS ATTEMPTED

Game (4 OT)	48	at ATL	03/01/19
Game (2 OT)	34	vs. NJN	11/05/04
Game (3 OT)	33	at ORL	01/15/14
Game (OT)	42	vs. NOP	11/04/17
Game	41*	at ORL	03/30/18
Half	24*	vs. LAC (2nd)	01/25/19
Qtr.	14*	at DET (2nd)	03/24/18
OT	7	vs. MIN	11/07/15

HIGHEST 3-POINT FIELD GOAL PERCENTAGE (MIN. 10 ATTEMPTS)

Pct.	.824 (14-17)	vs. BOS	12/17/05
------	--------------	---------	----------

MOST REBOUNDS

Game	82	vs. LAL	02/12/71
Half	49	at LAL (2nd)	03/02/73
Qtr.	27*	vs. PHX (4th)	01/08/70
OT	10*	vs. DET (2nd)	12/18/15

MOST OFFENSIVE REBOUNDS

Game	33*	vs. LAC	12/23/97
Half	21	vs. LAC (2nd)	12/23/97
Qtr.	13*	vs. LAC (3rd)	12/23/97
OT	6	vs. DET (2nd)	12/18/15

MOST DEFENSIVE REBOUNDS

Game (4 OT)	51	at ATL	03/01/19
Game (OT)	51	vs. GSW	02/28/04
Game	49	vs. GSW	02/23/94
Half	26*	at BKN (1st)	01/29/19
Qtr.	18*	at BKN (1st)	01/29/19
OT	8*	at PHX	11/24/10

MOST ASSISTS

Game	52	vs. ATL	03/20/71
Half	29	vs. ATL (2nd)	03/20/71
Qtr.	16	vs. ATL (4th)	03/20/71
OT	5*	at MIL (1st OT)	03/03/01

MOST PERSONAL FOULS

Game (OT)	44	vs. DET	11/21/87
Game	41	at LAL	11/19/99
Half	24*	at NYK (2nd)	11/30/05
Qtr.	16	at PHI (4th)	02/25/83
	16	at SAS (4th)	03/14/02
OT	9*	vs. CLE	10/31/14

MOST DISQUALIFICATIONS

Game (4 OT)	5	at POR	03/16/84
-------------	---	--------	----------

MOST STEALS

Game	21	at KCK	10/10/73
Half	12*	vs. MIL (2nd)	12/19/80
Qtr.	8*	vs. DEN (4th)	03/26/01
OT	3	vs. CLE	03/31/05

MOST TURNOVERS

Game (OT)	38	vs. PHX	10/27/78
Game	34	several	
Half	23	vs. NJN (1st)	03/13/79
Qtr.	16	vs. NJN (1st)	03/13/79
OT	6	vs. PHI	12/12/81

MOST BLOCKED SHOTS

Game	18*	vs. DEN	01/01/15
Half	13	at CLE (2nd)	01/20/12
Qtr.	9	at CLE (4th)	01/20/12
OT	3*	at ORL (3rd)	01/15/14

MOST TECHNICALS

Game	6	at BOS	02/02/72
------	---	--------	----------

MOST CONSECUTIVE POINTS

Game	26 (2-28)	vs. CLE	12/15/90
Start of Game	20 (20-0)	at CHA	04/05/96
OT	15 (124-139)	vs. DET	02/12/85

MOST CONSECUTIVE FREE THROWS

2 Games	38	at DET (32)	03/03/68
		vs. DET (6)	03/05/68
1 Game	33	vs. SAS	12/10/77
		2nd Qtr. (7-7); 3rd Qtr. (8-8); 4th Qtr. (18-18)	

MOST CONSECUTIVE WINS

Year	16	12/29/95 vs. IND - 02/02/96 at LAL
Home	37	11/03/95 vs. CHA - 04/04/96 vs. MIA
Road	9	01/04/96 at CHA - 02/02/96 at LAL

MOST CONSECUTIVE LOSSES

Year	16	01/08/01 vs. DAL - 02/06/01 at PHX
------	----	------------------------------------

MOST OT GAMES WON

Season	7	1969-70
--------	---	---------

* most recently

MOST CONSECUTIVE 3-POINT FIELD GOALS

Game	7	vs. PHI (3rd & 4th qtrs.)	04/15/03
		5:23 Crawford, 3:54 Williams, 3:26 Crawford, 1:32 Williams, 27:0 Crawford, 6:33 Crawford, 5:06 Rose at DAL (4th qtr)	03/30/13
	6	11:46 Robinson, 10:03 Robinson, 8:33 Robinson, 6:00 Robinson, 4:50 Deng, 4:08 Deng	

MOST PERSONAL FOULS BOTH TEAMS

Game (4OT)	87	CHI (43) at POR (44)	03/16/84
------------	----	----------------------	----------

BIGGEST WIN

130-74 (56 points)	vs. POR	02/20/76
--------------------	---------	----------

* most recently

FEWEST POINTS SCORED

Game	49	vs. MIA	04/10/99
Half	23*	vs. MIA (1st)	04/10/99
Qtr.	6*	at NJN (3rd)	11/27/01
OT	0	vs. MIN	11/07/15

FEWEST FIELD GOALS MADE

Game	18	vs. MIA	04/10/99
Half	6	vs. HOU (2nd)	01/03/18
Qtr.	0	vs. KCK (at PHI) (2nd)	12/28/77
OT	0*	vs. MIN	11/07/15

FEWEST FIELD GOALS ATTEMPTED

Game	58*	at MIA	03/30/00
Half	27*	at MIL (1st)	01/10/14
Qtr.	10*	vs. NJN (4th)	11/07/81
OT	4*	vs. WAS (1st)	03/20/19

LOWEST FIELD GOAL PERCENTAGE

Game	.234 (18-77)	vs. MIA	04/10/99
Half	.167 (7-42)	vs. WAS (1st)	01/19/02
Qtr.	.000 (0-15)	at KCK (2nd)	01/10/80
OT	.000 (0-6)	at PHI	12/26/77

FEWEST FREE THROWS MADE

Game	2	vs. SEA	03/13/73
Half	0*	at IND (2nd)	12/04/18
Qtr.	0	Multiple	
OT	0	Multiple	

FEWEST FREE THROWS ATTEMPTED

Game	4	at MIL	02/04/12
Half	0*	at IND (2nd)	12/04/18
Qtr.	0	Multiple	
OT	0	Multiple	

LOWEST FREE THROW PERCENTAGE

OT	.286 (6-21)	at MIL	01/10/03
Game	.316 (6-19)	at MIL	12/10/94

FEWEST REBOUNDS

Game	21	vs. ORL	12/01/10
Half	8	at SAC (2nd)	02/03/14
Qtr.	1	vs. PHI (3rd)	02/10/83
OT	1*	at MIL (1st)	03/03/01

FEWEST OFFENSIVE REBOUNDS

Game	1	at ORL (in Mexico)	12/13/18
Half	0*	at ORL (in Mexico-2nd)	12/13/18
Qtr.	0	Multiple	
OT	0	Multiple	

FEWEST DEFENSIVE REBOUNDS

Game	14*	vs. ORL	12/01/10
Half	4	vs. NYK (2nd)	11/03/99
Qtr.	0*	at PHX (1st)	01/29/02
OT	0	Multiple	

FEWEST ASSISTS

Game	8*	at UTA	11/17/16
Half	2	Multiple	
Qtr.	0	Multiple	
OT	0*	at ATL (3rd)	03/01/19

FEWEST PERSONAL FOULS

Game	7*	at NOP	02/07/15
Half	1	vs. ATL (2nd)	02/11/14
Qtr.	0*	at POR (1st)	01/09/19
OT	0*	at NYK (2nd)	11/05/18

FEWEST STEALS

Game	0	at BOS	03/24/76
Half	0	Multiple	
Qtr.	0	Multiple	
OT	0	Multiple	

FEWEST TURNOVERS

Game	3*	vs. NYK	03/02/14
Half	0	vs. ATL (1st)	04/06/87
	0	at DEN (1st)	11/13/01
	0	vs. NYK (1st)	03/23/16
Qtr.	0	Multiple	
OT	0	Multiple	

FEWEST BLOCKED SHOTS

Game	0	Multiple	
Half	0	Multiple	
Qtr.	0	Multiple	
OT	0	Multiple	

FEWEST FIELD GOAL ATTEMPTS (BOTH TEAMS)

Game	132	CHI (65) vs. NYK (67)	12/27/83
------	-----	-----------------------	----------

MOST CONSECUTIVE LOSSES

Year	16	01/08/01-02/06/01	
Home	11	12/26/18 - 02/11/19	
Road	25	12/21/00 - 04/10/01	

BIGGEST LOSS

56 points	(77-133)	vs BOS	12/08/18
-----------	----------	--------	----------

* most recently

INDIVIDUAL REGULAR-SEASON RECORDS

MOST POINTS

Game (OT)	69	Michael Jordan	at CLE	03/28/90
Game	61	Michael Jordan	vs. ATL	04/16/87
HALF	40	Jimmy Butler	at TOR (2nd)	01/03/16
Qtr.	30	Michael Jordan	at DEN (4th)	11/26/89
OT	13	Jimmy Butler	vs. DET (4th)	12/18/15

MOST MINUTES

Game (3 OT)	60	Jimmy Butler	at ORL	01/15/14
-------------	----	--------------	--------	----------

MOST FIELD GOALS MADE

Game (OT)	27	Michael Jordan	vs. ORL	01/16/93
Game	24	Michael Jordan	vs. PHI	11/16/88
Half	15	Michael Jordan	vs. ORL (1st)	01/16/93
Qtr.	11*	Michael Jordan	vs. ORL (1st)	01/16/93
OT	5	Jimmy Butler	vs. DET (4th)	12/18/15

MOST FIELD GOALS ATTEMPTED

Game (OT)	49	Michael Jordan	vs. ORL	01/16/93
Game	43*	Michael Jordan	vs. HOU	01/15/87
Half	24*	Michael Jordan	vs. ORL (2nd)	01/16/93
Qtr.	16*	Bob Love	at BOS (3rd)	12/29/72
OT	8	Michael Jordan	vs. SEA	02/23/88

HIGHEST FIELD GOAL PERCENTAGE (MIN. 15 FGA)

Game	.941 (16-17)	Scottie Pippen	vs. CHA	02/23/91
------	--------------	----------------	---------	----------

MOST FREE THROWS MADE

Game	26	Michael Jordan	vs. NJN	02/26/87
Half	20	Michael Jordan	at MIA (2nd)	12/30/92
Qtr.	14*	Michael Jordan	at BOS (4th)	12/30/92
OT	8	Kirk Hinrich	at ORL	04/17/06

MOST FREE THROWS ATTEMPTED

Game	27	Michael Jordan	vs. NJN	02/26/87
Half	23	Michael Jordan	at MIA (2nd)	12/30/92
Qtr.	16	Michael Jordan	at MIA (4th)	12/30/92
OT	10	Kirk Hinrich	at ORL	04/17/06

MOST 3-POINT FIELD GOALS MADE

Game	9*	Nikola Mirotić	vs. NYK	03/23/16
Half	7*	Cameron Payne	vs. CHA (2nd)	10/24/18
Qtr.	5*	Cameron Payne	vs. CHA (3rd)	10/24/18
OT	2*	Kris Dunn	vs. WAS	03/20/19

MOST 3-POINT FIELD GOALS ATTEMPTED

Game	16*	Nikola Mirotić	vs. IND	12/29/17
Half	9	Cameron Payne	vs. CHA (2nd)	10/24/18
Qtr.	8	Reggie Theus	vs. DET (4th)	01/12/82
OT	4	Ben Gordon	at GSW	02/09/07

MOST REBOUNDS

Game	37	Tom Boerwinkle	vs. PHX	01/08/70
Half	21*	Charles Oakley	vs. CLE (2nd)	04/22/88
Qtr.	14*	Dennis Rodman	vs. ORL (1st)	01/03/97
OT	6	Pau Gasol	vs. DET (2nd)	12/18/15

MOST OFFENSIVE REBOUNDS

Game (OT)	18	Charles Oakley	vs. MIL	03/15/86
Half	10*	Dennis Rodman	vs. LAC (2nd)	12/23/97
Qtr.	7	Elton Brand	at PHI (4th)	01/17/01
OT	4	Joakim Noah	at DET	04/15/12

MOST DEFENSIVE REBOUNDS

Game	25	Artis Gilmore	vs. SAS	12/22/78
Half	14*	Lauri Markkanen	at BKN (1st)	01/29/19
Qtr.	11	T. Boerwinkle	at MIL (1st)	04/11/76
OT	5	Chet Walker	vs. LAL	12/12/72

MOST ASSISTS

Game	24	Guy Rodgers	vs. NYK (Int. Amph.)	12/21/66
Half	13*	Guy Rodgers	vs. NYK (1st)	12/21/66
Qtr.	9*	Ennis Whatley	vs. NYK (2nd)	01/14/84
OT	3	Multiple		

MOST PERSONAL FOULS

Game	6	Multiple		
Half	6*	Joakim Noah	at DET (2nd)	02/20/15
Qtr.	6	Michael Jordan	vs. DET (4th)	01/31/89
OT	3	Multiple		

MOST STEALS

Game	10	Michael Jordan	vs. NJN	01/29/88
Half	8	Michael Jordan	at BOS (1st)	11/09/88
Qtr.	6	Michael Jordan	vs. NJN (3rd)	01/29/88
OT	2	Multiple		

MOST TURNOVERS

Game	12*	Scottie Pippen	at HOU	01/30/96
Half	7	Multiple		
Qtr.	5*	Pau Gasol	vs. HOU (1st)	03/05/16
OT	3	Jamal Crawford	at DET	04/09/03

MOST BLOCKED SHOTS

Game (OT)	12	Nate Thurmond	vs. ATL	10/18/74
Game	11*	Joakim Noah	vs. PHI	02/28/13
Half	9	Artis Gilmore	vs. ATL (2nd)	12/20/77
Qtr.	6	Artis Gilmore	vs. DET (3rd)	02/07/81
OT	3*	Taj Gibson	vs. NOP (1st)	12/02/13

MOST TECHNICALS

Game	3	Dick Motta	vs. BOS (at NYK)	10/29/68
	3	Dick Motta	vs. SEA	02/02/71

MOST CONSECUTIVE POINTS

Game	23	Michael Jordan	vs. ATL	04/16/87
	18	Michael Jordan	vs. NYK (4th)	11/21/86
OT	9	Chet Walker	vs. LAL	01/10/70

CONSECUTIVE FIELD GOALS MADE

Game	14	Elton Brand	vs. WAS	04/13/00
------	----	-------------	---------	----------

CONSECUTIVE FREE THROWS MADE

49	Ricky Sobers	at HOU (last 2)	01/14/81
		vs. POR (2-2)	01/16/81
		vs. CLE (2-2)	01/17/81
		vs. IND (0-0)	01/20/81
		at DET (2-2)	01/22/81
		vs. DAL (6-6)	01/23/81
		at ATL (4-4)	01/24/81
		vs. GSW (2-2)	01/27/81
		vs. BOS (4-4)	01/29/81
		at CLE (5-5)	02/04/81
		vs. NYK (4-4)	02/06/81
		vs. DET (2-2)	02/07/81
		at MIL (1-1)	02/08/81
		vs. KCK (12-12)	02/10/81
		at NJN (missed 2nd)	02/11/81

CONSECUTIVE 3-POINT FIELD GOALS MADE

Season	10	Ben Gordon	04/14/06 - 04/16/06
	10	Ben Gordon	01/10/07 - 01/11/07
Game	9-9	Ben Gordon	vs. WAS 04/14/06

CONSECUTIVE GAMES WITH A BLOCKED SHOT

Season	29	Tyrus Thomas	01/15/09-03/17/09
--------	----	--------------	-------------------

CONSECUTIVE GAMES WITH 10 OR MORE REBOUNDS

Season	43	Dennis Rodman	11/23/96 - 03/25/96
--------	----	---------------	---------------------

LONGEST SHOT

84 feet	Norm Van Lier	at SAS	01/19/77
---------	---------------	--------	----------

* most recently

MOST POINTS

Game (4OT)	161	at ATL	03/01/19
Game	158	at DET	03/23/69
Half	92	vs. GSW (1st)	10/29/18
Qtr.	50	vs. DET (4th)	01/22/80
OT	22	vs. DET (1st)	11/21/87

MOST FIELD GOALS MADE

Game	67	at DET	03/23/69
Half	36	vs. LAL (2nd)	01/29/67 (Int. Amph.)
Qtr.	22*	at DET (4th)	03/23/69
OT	7*	vs. DET (4th)	12/18/15

MOST FIELD GOALS ATTEMPTED

Game (4OT)	124	vs. DET	12/18/15
Game	124*	vs. PHX	01/08/70
Half	76	vs. PHX (2nd)	01/08/70
Qtr.	43	vs. PHX (4th)	01/08/70
OT	16	vs. MIL	04/05/03

HIGHEST FIELD GOAL PERCENTAGE

Game	.675 (52-77)	at MIA	03/01/16
Half	.732 (30-41)	at MIN (1st)	11/08/01
Qtr.	.929 (13-14)	vs. MIA (4th)	01/19/19
OT	.857 (6-7*)	vs. PHX	10/27/78

MOST FREE THROWS MADE

Game	48	at DET	11/07/66
Half	30	vs. BAL (1st)	12/21/67
Qtr.	21	at LAL (3rd)	11/25/66
OT	11*	at TOR	11/04/02

MOST FREE THROWS ATTEMPTED

Game	65	vs. PHI	01/04/67
Half	39	vs. BAL (1st)	12/21/67
Qtr.	27*	at LAL (3rd)	11/26/66
OT	13*	at CHA	12/16/08

HIGHEST FREE THROW PERCENTAGE

Game	1.000 (25-25)	at NJN	02/25/09
------	---------------	--------	----------

MOST 3-POINT FIELD GOALS MADE

Game	24*	vs. GSW	10/29/18
Half	17	vs. GSW (1st)	10/29/18
Qtr.	9*	at DEN (3rd)	01/17/19
OT	3*	vs. IND	01/04/19

MOST 3-POINT FIELD GOALS ATTEMPTED

Game (4OT)	60	at ATL	03/01/19
Game	57	at HOU	03/27/18
Half	32	at HOU (1st)	03/27/18
Qtr.	19	at HOU (2nd)	03/27/18
OT	6*	at ATL (3rd)	03/01/19

HIGHEST 3-POINT FIELD GOAL PERCENTAGE (MIN. 10 ATTEMPTS)

Game	.800 (8-10)	vs. NJN	04/14/89
------	-------------	---------	----------

MOST REBOUNDS

Game	81	at SFW (in Fresno)	02/16/67
Half	42	vs. BAL (2nd)	01/21/69
Qtr.	26	vs. DET (1st)	01/24/67
OT	10	vs. MIL	03/18/73

MOST OFFENSIVE REBOUNDS

Game (OT)	32	at DAL	11/21/96
Game	29	vs. NJN	12/12/92
Half	17	vs. IND (1st)	03/01/77
Qtr.	12	at DET (4th)	01/14/16
OT	7	vs. MIL	04/05/03

MOST DEFENSIVE REBOUNDS

Game	51	at ORL	03/02/16
Half	28	vs. NYK (1st)	04/09/19
Qtr.	18	vs. PHX (2nd)	11/28/17
OT	8*	at TOR	03/21/17

MOST ASSISTS

Game	47*	at ATL	04/08/83
Half	27*	vs. SAS (1st)	02/17/84
Qtr.	16*	at DET (1st)	04/01/99
OT	6*	at PHX	03/09/80

MOST PERSONAL FOULS

Game (4 OT)	44	at POR	03/16/84
Game	44	vs. PHX	01/08/70
Half	29	vs. PHX (2nd)	01/08/70
Qtr.	20	at KCK (2nd)	12/01/82
OT	9*	at ORL	04/17/06

MOST DISQUALIFICATIONS

Game (OT)	4	vs. SEA	10/18/69
Game	4*	vs. SEA	10/28/75

MOST STEALS

Game (OT)	22	vs. PHX	10/27/78
Game	21	vs. BOS	03/26/83
Half	14	vs. NJN (1st)	03/13/79
Qtr.	9	several	
OT	5	at DET	04/09/03

MOST TURNOVERS

Game	40	at ATL	10/23/68
Half	21	at LAL (1st)	11/20/77
Qtr.	13	vs. IND (3rd)	12/19/83
OT	5	at PHX	12/23/71

MOST BLOCKED SHOTS

Game	20*	at SAS	11/26/99
Half	14	at DET (1st)	11/03/82
Qtr.	11	at LAL	03/12/82
OT	4	at TOR	11/04/02

MOST TECHNICALS

Team	6	at NYK	12/21/12
------	---	--------	----------

MOST CONSECUTIVE POINTS

Game	23	at IND	02/12/78
Score was Bulls 22, Indiana 19 (3:35 left in the 1st Qtr.)			
Bulls 22, Indiana 29 (end of 1st Qtr.)			
Bulls 24, Indiana 42 (Bulls scored)			
OT	10	vs. WAS (96-105)	01/02/76

MOST CONSECUTIVE POINTS AT START OF GAME

Game	15 (15-0)	vs. MIA	04/10/99
------	-----------	---------	----------

* most recently

OPPONENT TEAM AGAINST BULLS (FEWEST)

FEWEST POINTS

Game	58	vs. ATL	01/14/13
Half	20	vs. ATL (1st)	01/14/13
Qtr.	5*	vs. ATL (2nd)	01/14/13
OT	2*	vs. MIA	03/09/14

FEWEST FIELD GOALS MADE

Game	19	vs. NYK	03/12/99
Half	7*	at OKC (2nd)	11/15/17
Qtr.	0	at ATL (3rd)	02/20/07
OT	0*	vs. WAS (1st)	03/20/19

FEWEST FIELD GOALS ATTEMPTED

Game	59*	at ORL	11/01/06
Half	22	at ORL (2nd)	11/01/06
Qtr.	9	vs. POR (4th)	01/23/01
OT	5	Multiple	

LOWEST FIELD GOAL PERCENTAGE

Game	.273 (27-99)	vs. GSW	02/28/04
Half	.205 (8-39)	vs. ATL (1st)	01/14/13
Qtr.	.000 (0-16)	at ATL (3rd)	02/20/07
OT	.000	Multiple	

FEWEST FREE THROWS MADE

Game	1	vs. TOR	01/14/12
Half	0	Multiple	
Qtr.	0	Multiple	
OT	0	Multiple	

FEWEST FREE THROWS ATTEMPTED

Game	4*	at BOS	03/12/17
Half	0	Multiple	
Qtr.	0	Multiple	
OT	0	Multiple	

LOWEST FREE THROW PERCENTAGE

Game	.143 (1-7)	vs. TOR	01/14/12
------	------------	---------	----------

FEWEST REBOUNDS

Game	21	vs. IND	12/11/06
Half	8*	at NOH (2nd)	02/12/11
Qtr.	2*	at MIL (3rd)	03/20/17
OT	0	vs. CLE	03/31/05

FEWEST OFFENSIVE REBOUNDS

Game	1*	vs. MIA	11/26/17
Half	0*	at TOR (2nd)	03/26/19
Qtr.	0	Multiple	
OT	0	Multiple	

FEWEST DEFENSIVE REBOUNDS

Game	13	vs. PHI	03/20/81
Half	4	vs. WAS (2nd)	01/04/01
Qtr.	1*	vs. WAS (4th)	01/04/01
OT	0	Multiple	

FEWEST ASSISTS

Game	3	vs. CIN (Evansville)	12/06/67
Half	0	vs. CIN (Evansville-1st)	12/06/67
Qtr.	0	Multiple	
OT	0	Multiple	

FEWEST PERSONAL FOULS

Game	8*	at CHA	12/23/16
Half	1	at HOU (1st)	03/27/18
Qtr.	0*	at NYK (1st)	04/01/19
OT	0	Multiple	

FEWEST STEALS

Game	0*	vs. NYK	04/09/19
Half	0	Multiple	
Qtr.	0	Multiple	
OT	0	Multiple	

FEWEST TURNOVERS

Game	4*	at CLE	01/23/16
Half	0	Multiple	
Qtr.	0	Multiple	
OT	0	Multiple	

FEWEST BLOCKED SHOTS

Game	0	Multiple	
Half	0	Multiple	
Qtr.	0	Multiple	
OT	0	Multiple	

* most recently

OPPONENT PLAYER AGAINST BULLS (MOST)

MOST POINTS

Game	68	Wilt Chamberlain	vs. PHI	12/16/67
Half	39	Wilt Chamberlain	vs. PHI (2nd)	12/16/67
Qtr.	28	C.J. McCollum	at POR (1st)	01/31/18
OT	14	Dirk Nowitzki	at DAL	02/07/09

MOST FIELD GOALS MADE

Game	30	Wilt Chamberlain	vs. PHI	12/16/67
Half	17	Wilt Chamberlain	vs. PHI (2nd)	12/16/67
Qtr.	11	C.J. McCollum	at POR (1st)	01/31/18
OT	5	Dirk Nowitzki	at DAL	02/07/09

MOST FIELD GOALS ATTEMPTED

Game (OT)	50	Rick Barry	vs. SFW	02/06/67
Half	27	Rick Barry	vs. SFW (1st)	02/06/67
Qtr.	16	J.R. Smith	vs. DEN (4th)	02/22/08
OT	7*	DeMar DeRozan	at TOR	03/21/17

MOST FREE THROWS MADE

Game	23	Dominique Wilkins	at ATL	12/08/92
Half	13*	Shaquille O'Neal	at LAL (2nd)	11/19/99
Qtr.	11*	Julius Erving	at PHI (1st)	03/26/79
OT	6	Kevin Durant	vs. OKC	01/10/09

MOST FREE THROWS ATTEMPTED

Game	31	Shaquille O'Neal	at LAL	11/19/99
Half	17	Shaquille O'Neal	at LAL (2nd)	11/19/99
Qtr.	16	Pete Maravich	vs. ATL (2nd)	01/02/73
OT	6*	Dwight Howard	at CHA	12/08/17

MOST 3-POINT FIELD GOALS MADE

Game	14	Klay Thompson	vs. GSW	10/29/18
Half	10	Klay Thompson	vs. GSW (1st)	10/29/18
Qtr.	7	J.R. Smith	vs. DEN (4th)	02/22/08
OT	2*	Victor Oladipo	vs. IND	01/04/19

MOST 3-POINT FIELD GOALS ATTEMPTED

Game	24	Klay Thompson	vs. GSW	10/29/18
Half	14	Klay Thompson	vs. GSW (1st)	10/29/18
Qtr.	12	J.R. Smith	vs. DEN (4th)	02/22/08
OT	5	Brad Miller	vs. HOU	12/04/10

MOST REBOUNDS

Game	34*	Jerry Lucas	vs. CIN (at CLE)	02/12/68
Half	21	Wilt Chamberlain	vs. PHI (2nd)	12/16/67
Qtr.	15	Wilt Chamberlain	vs. PHI (4th)	12/16/67
OT	7	Walt Bellamy	vs. ATL	12/07/72

MOST OFFENSIVE REBOUNDS

Game	14	Dennis Rodman	vs. SAS	01/24/95
Half	9	Happy Hairston	vs. LAL (2nd)	02/16/75
Qtr.	7*	Keon Clark	vs. TOR (2nd)	01/27/01
OT	5*	Tristan Thompson	vs. CLE (1st)	10/31/14

MOST DEFENSIVE REBOUNDS

Game	21*	Andre Drummond	vs. DET	03/08/19
Half	16	Andre Drummond	vs. DET	03/08/19
Qtr.	9*	Ben Simmons	at PHI (1st)	01/24/18
OT	6	Walt Bellamy	vs. ATL	12/07/72

MOST ASSISTS

Game	24	Ramon Sessions	at MIL	04/14/08
Half	14*	Kevin Porter	vs. DET (1st)	02/27/79
Qtr.	12	John Lucas	vs. GSW (1st)	11/17/78
OT	3*	Jameer Nelson	at ORL (1st)	01/15/14

MOST PERSONAL FOULS

Game	6*	Dewayne Dedmon	vs. ATL	01/03/19
Half	6*	Sam Cassell	vs. MIL (2nd)	02/12/02
Qtr.	6	Paul Mokeski	at DET (1st)	01/22/81
OT	4	Jameer Nelson	at ORL	04/17/06

MOST STEALS

Game	9	Mike Richardson	vs. NYK	12/23/80
Half	7	Clyde Drexler	vs. POR (1st)	02/26/88
Qtr.	5*	Victor Oladipo	at IND (1st)	01/06/18
OT	2	Multiple		

MOST TURNOVERS

Game	12	Damon Stoudamire	vs. TOR	01/25/97
Half	7*	Russell Westbrook	vs. OKC	12/07/18
Qtr.	5*	LeBron James	vs. CLE (4th)	12/02/16
OT	3*	Tayshaun Prince	at DET	12/26/10

MOST BLOCKED SHOTS

Game	13	Ralph Sampson	vs. HOU	12/09/83
Half	9	Dikembe Mutombo	vs. PHI (2nd)	12/01/01
Qtr.	8	Dikembe Mutombo	vs. PHI (3rd)	12/01/01
OT	3	Mamadou N'diaye	at TOR	11/04/02

MOST CONSECUTIVE FIELD GOALS

Game	14	Greg Ballard	at WAS (20T)	04/09/83
------	----	--------------	--------------	----------

MOST CONSECUTIVE POINTS

Game	18	David Wesley	vs. BOS	04/01/97
		(83-101) (4th Qtr.)		
Game	18	Gilbert Arenas	vs. WAS	02/23/07
		(62-79) (3rd & 4th Qtrs.)		

* most recently

MOST POINTS

Game	149	GSW vs. CHI	10/29/18
Half	92	GSW vs. CHI (1st)	10/29/18
Qtr.	49	CHI vs. TOR (4th)	12/22/14
OT	20*	CHI vs. PHX	02/24/17

MOST FIELD GOALS MADE

Game	56*	DET vs. CHI	12/18/15
Half	32	CHI vs. DET (1st)	12/19/16
Qtr.	18*	TOR vs. CHI (2nd)	03/30/19
OT	7	DET vs. CHI (4th)	12/18/15

MOST FIELD GOALS ATTEMPTED

Game (4OT)	124	DET vs. CHI	12/18/15
Game	107	CHI vs. PHI	04/07/92
Half	58	CHI vs. SAS (1st)	03/05/97
Qtr.	33	CHI vs. DEN (2nd)	02/18/97
OT	16	MIL vs. CHI	04/05/03

MOST FREE THROWS MADE

Game	43	CHI vs. TOR	12/22/14
Half	24*	CHI vs. POR (2nd)	12/05/16
Qtr.	20	ATL vs. CHI (4th)	12/02/94
OT	11	CHI vs. TOR	01/07/17

MOST FREE THROWS ATTEMPTED

Game (OT)	53	UTA vs. CHI	01/05/00
Game	52	WAS vs. CHI	11/09/00
Half	32	CHI vs. PHX (2nd)	12/15/97
Qtr.	24	CHI vs. PHX (4th)	12/15/97
OT	11*	CHI vs. TOR	01/07/17

MOST 3-POINT FIELD GOALS MADE

Game	24*	GSW vs. CHI	10/29/18
Half	17	GSW vs. CHI (1st)	10/29/18
Qtr.	9*	GSW vs. CHI (2nd)	10/29/18
OT	4	CHA vs. CHI	03/23/01

MOST 3-POINT FIELD GOALS ATTEMPTED

Game	55	BKN vs. CHI	04/07/18
Half	30	HOU vs. CHI (2nd)	01/08/18
Qtr.	16*	HOU vs. CHI (4th)	01/08/18
OT	6*	CHI vs. ORL	12/31/07

MOST REBOUNDS

Game	66	CHI vs. PHI	04/07/97
Half	38	CHI vs. SAS (2nd)	03/05/97
Qtr.	23	CHI vs. PHI (1st)	04/07/97
OT	10	CHI vs. DET (4th)	12/18/15

MOST OFFENSIVE REBOUNDS

Game	33	CHI vs. LAC	12/23/97
Half	21	CHI vs. LAC (2nd)	12/23/97
Qtr.	13	CHI vs. LAC (3rd)	12/23/97
OT	7	MIL vs. CHI	04/05/03

MOST DEFENSIVE REBOUNDS

Game (OT)	51	CHI vs. GSW	02/28/04
Game	50	NYK vs. CHI	04/09/19
Half	28	NYK vs. CHI (1st)	04/09/19
Qtr.	18*	PHX vs. CHI (2nd)	11/28/17
OT	8	CHI vs. GSW	02/28/04

MOST ASSISTS

Game	44	CHI vs. TOR	04/14/97
Half	24*	GSW vs. CHI (1st)	10/29/18
Qtr.	15*	CHI vs. DET (1st)	12/19/16
OT	5	CHI vs. IND	01/04/19

MOST PERSONAL FOULS

Game	37	CHI vs. SEA	03/15/05
Half	24	MIA vs. CHI (2nd)	01/26/96
Qtr.	15*	CHI vs. CHA (4th)	12/31/12
OT	9	CHI vs. CLE	10/31/14

MOST DISQUALIFICATIONS

Game	2	Multiple	
------	---	----------	--

MOST STEALS

Game	20	CHI vs. POR	01/03/00
Half	13	BOS vs. CHI (1st)	04/01/97
Qtr.	11	BOS vs. CHI (2nd)	04/01/97
OT	3*	Multiple	

MOST TURNOVERS

Game	30	CHI vs. POR	01/03/00
Half	18	CHI vs. POR (2nd)	01/03/00
Qtr.	11*	CHI vs. OKC (3rd)	12/07/18
OT	5	CHI vs. CLE	10/31/14

MOST BLOCKED SHOTS

Game	18	CHI vs. DEN	01/01/15
Half	10	DET vs. CHI (1st)	01/06/07
Qtr.	8*	MIL vs. CHI (4th)	04/27/15
OT	3	CHI vs. NOP (1st)	12/02/13

MOST CONSECUTIVE WINS (BULLS)

37	11/03/95 - 04/04/96
----	---------------------

MOST CONSECUTIVE LOSSES (BULLS)

11	12/26/18 to 02/11/19
----	----------------------

MOST CONSECUTIVE POINTS FROM START OF GAME

15	MIA vs. CHI	04/10/99
----	-------------	----------

MOST CONSECUTIVE POINTS IN A GAME

24	CHI vs. CLE	12/30/06
21	CHI vs. SAC	03/19/96
	(4th Qtr. 64-64 to 85-64)	

FEWEST POINTS

Game	49	CHI vs. MIA	04/10/99
Half	20	ATL vs. CHI (1st)	01/14/13
Qtr.	5*	ATL vs. CHI (2nd)	01/14/13
	5	CHI vs. MIA (2nd)	04/10/99

FEWEST FIELD GOALS MADE

Game	18	CHI vs. MIA	04/10/99
Half	6	CHI vs. HOU (2nd)	11/03/18
Qtr.	1	NYK vs. CHI (2nd)	03/12/99

FEWEST FIELD GOALS ATTEMPTED

Game	60	ATL vs. CHI	12/02/94
------	----	-------------	----------

FEWEST REBOUNDS

Game	21*	CHI vs. ORL	12/01/10
------	-----	-------------	----------

* most recently

MOST POINTS

Game	57	Jerry Stackhouse, DET	CHI	04/03/01
Half	36	Klay Thompson, GSW	CHI (1st)	10/29/18
Qtr.	25	Jalen Rose, CHI	IND (4th)	12/21/02
OT	13	Jimmy Butler, CHI	DET (4th)	12/18/15
		Reggie Jackson, DET	CHI (4th)	12/18/15

MOST FIELD GOALS MADE

Game	21*	Jerry Stackhouse, DET	CHI	04/03/01
Half	14	Michael Jordan, CHI	CHI (2nd)	03/07/96
Qtr.	10*	LaMarcus Aldridge, POR	CHI (1st)	12/12/14
OT	5	Jimmy Butler, CHI	DET (4th)	12/18/15

MOST FIELD GOALS ATTEMPTED

Game (OT)	39	Michael Jordan, CHI	SAS	11/03/97
Game	36	Jerry Stackhouse, DET	CHI	04/03/01
Half	22	Jerry Stackhouse, DET	CHI (2nd)	04/03/01
Qtr.	16	J.R. Smith, DEN	CHI (4th)	02/22/08
OT	7	Jimmy Butler, CHI	DET (4th)	12/18/15

MOST FREE THROWS MADE

Game	22	Michael Jordan, CHI	NYK	04/18/98
Half	15	Michael Jordan, CHI	NYK (1st)	04/18/98
Qtr.	13*	Michael Jordan, CHI	NYK (2nd)	04/18/98
OT	6*	Kevin Durant, OKC	OKC	01/10/09

MOST FREE THROWS ATTEMPTED

Game	24	Michael Jordan, CHI	NYK	04/18/98
Half	16	Michael Jordan, CHI	NYK (1st)	04/18/98
Qtr.	14	Michael Jordan, CHI	NYK (2nd)	04/18/98
OT	6*	Reggie Jackson, DET	CHI (4th)	12/18/15

MOST 3-POINT FIELD GOALS MADE

Game	14	Klay Thompson, GSW	CHI	10/29/18
Half	10	Klay Thompson, GSW	CHI (1st)	10/29/18
Qtr.	7	J.R. Smith, DEN	CHI (4th)	02/22/08
OT	2*	Kris Dunn, CHI	WAS	03/20/19

MOST 3-POINT FIELD GOALS ATTEMPTED

Game	24	Klay Thompson, GSW	CHI	10/29/18
Half	14	Klay Thompson, GSW	CHI (2nd)	02/22/08
Qtr.	12	J.R. Smith, DEN	CHI (4th)	02/22/08
OT	5	Brad Miller, HOU	CHI	12/04/10

MOST REBOUNDS

Game	29	Dennis Rodman, CHI	ATL	12/27/97
Half	19	Andre Drummond, DET	CHI (1st)	04/11/14
Qtr.	14	Dennis Rodman, CHI	ORL (1st)	01/03/97
OT	6	Pau Gasol, CHI	DET (2nd)	12/18/15

MOST OFFENSIVE REBOUNDS

Game	15	Dennis Rodman, CHI	LAC	12/23/97
Half	10	Dennis Rodman, CHI	LAC (2nd)	12/23/97
Qtr.	7	Keon Clark, TOR	CHI (2nd)	01/27/01
OT	5	Tristan Thompson, CLE	CHI	10/31/14

MOST DEFENSIVE REBOUNDS

Game	21	Andre Drummond, DET	CHI	03/08/19
Half	16	Andre Drummond, DET	CHI (2nd)	03/08/19
Qtr.	9*	Tyson Chandler, CHI	NYK (4th)	04/10/12
OT	4*	Richard Jefferson, NJN	CHI (1st)	11/05/04

MOST ASSISTS

Game	22	George McCloud, DEN	CHI	03/26/01
Half	13*	George McCloud, DEN	CHI (2nd)	03/26/01
Qtr.	10	Robert Pack, NJN	CHI (1st)	12/23/96
OT	3*	Kris Dunn, CHI	IND	01/04/19

MOST PERSONAL FOULS

Half	6*	Andre Drummond, DET	CHI (2nd)	04/03/15
Qtr.	5*	Aaron Brooks, CHI	WAS (4th)	01/14/15
OT	3*	Shaquille Harrison, CHI	WAS	03/20/19

MOST STEALS

Game	8*	Marquis Daniels, DAL	CHI	12/13/04
Half	7	Jerome Williams, TOR	CHI	02/26/03
Qtr.	6	Jerome Williams, TOR	CHI	02/26/03
OT	2	Multiple		

MOST TURNOVERS

Game	12	Damon Stoudamire, TOR	CHI	01/25/97
Half	7*	Russell Westbrook, OKC	CHI (2nd)	12/07/18
Qtr.	5*	LeBron James, CLE	CHI (4th)	12/02/16
OT	2	Multiple		

MOST BLOCKED SHOTS

Game	12*	Hassan Whiteside, MIA	CHI	01/25/15
Half	9	Dikembe Mutombo, PHI	CHI (2nd)	12/01/01
Qtr.	8	Dikembe Mutombo, PHI	CHI (3rd)	12/01/01
OT	3	Taj Gibson, CHI	NOP (1st)	12/02/13

MOST MINUTES

Game (4OT)	57	Marcus Morris, DET	CHI	12/18/15
Game (2OT)	57	Richard Jefferson, NJN	CHI	11/05/04

MOST CONSECUTIVE POINTS

18 (83-101) (4th)	David Wesley, BOS	CHI	04/01/97
18 (62-79) (3rd - 4th Qtrs.)	Gilbert Arenas, WAS	CHI	02/23/07

CONSECUTIVE FIELD GOALS MADE

14	Elton Brand, CHI	WAS	04/13/00
----	------------------	-----	----------

CONSECUTIVE 3-POINT FIELD GOALS MADE

Season	7	Steve Kerr, CHI		
	(1-1)	IND	12/23/94	
	(1-1)	NYK	12/25/94	
	(4-4)	MIA	12/30/94	
	(1-1)	DEN	01/01/95	
Game	7	J.R. Smith, DEN		
	(8-14, made seven in a row in the second half)	CHI	02/22/08	

CONSECUTIVE FREE THROWS MADE

32	Jalen Rose, CHI (7-7)	CLE	01/04/03
	(3-3)	UTA	01/06/03
	(8-8)	NYK	01/13/03
	(3-3)	WAS	01/24/03
	(11-11)	HOU	01/26/03

* most recently

ALL-TIME SINGLE-SEASON LEADERBOARD

MINUTES

PLAYER	YEAR	MINUTES
Bob Love	1970-71	3,482
Jalen Rose	2002-03	3,351
Michael Jordan	1987-88	3,311
Bob Love	1973-74	3,292
Michael Jordan	1986-87	3,281
Artis Gilmore	1978-79	3,265
Michael Jordan	1988-89	3,255
Clem Haskins	1969-70	3,214
Luol Deng	2010-11	3,208
Michael Jordan	1989-90	3,197

POINTS PER GAME

PLAYER	YEAR	PPG
Michael Jordan	1986-87	37.1
Michael Jordan	1987-88	35.0
Michael Jordan	1989-90	33.6
Michael Jordan	1992-93	32.6
Michael Jordan	1988-89	32.5
Michael Jordan	1990-91	31.5
Michael Jordan	1995-96	30.4
Michael Jordan	1991-92	30.1
Michael Jordan	1996-97	29.6
Michael Jordan	1997-98	28.7

TOTAL POINTS

PLAYER	YEAR	POINTS
Michael Jordan	1986-87	3,041
Michael Jordan	1987-88	2,868
Michael Jordan	1989-90	2,753
Michael Jordan	1988-89	2,633
Michael Jordan	1990-91	2,580
Michael Jordan	1992-93	2,541
Michael Jordan	1995-96	2,491
Michael Jordan	1996-97	2,431
Michael Jordan	1991-92	2,404
Michael Jordan	1997-98	2,357

FREE THROWS MADE

PLAYER	YEAR	FTM
Michael Jordan	1986-87	833
Michael Jordan	1987-88	723
Michael Jordan	1988-89	674
Michael Jordan	1984-85	630
Michael Jordan	1989-90	593
Jimmy Butler	2016-17	585
Michael Jordan	1990-91	571
Michael Jordan	1997-98	565
Michael Jordan	1995-96	548
Bob Love	1970-71	513

FREE THROW % (MIN. 100 FTM)

PLAYER	YEAR	FT-FTA	PCT.
Ricky Sobers	1980-81	231-247	.935
Ben Gordon	2007-08	266-293	.908
Hersey Hawkins	1999-00	107-119	.899
B.J. Armstrong	1994-95	206-233	.884
D.J. Augustin	2013-14	195-221	.882
George Gervin	1985-86	283-322	.879
Chet Walker	1973-74	439-502	.875
LAURI MARKKANEN	2018-19	170-195	.872
Fred Hoiberg	2000-01	156-157	.866
Jimmy Butler	2016-17	585-676	.865

3-POINT FIELD GOALS MADE

PLAYER	YEAR	3-PT. FGM
Ben Gordon	2008-09	173
Ben Gordon	2005-06	166
Jamal Crawford	2003-04	165
Justin Holiday	2017-18	161
Scottie Pippen	1996-97	156
Ben Gordon	2006-07	155
Scottie Pippen	1995-96	150
LAURI MARKKANEN	2017-18	145
Kirk Hinrich	2004-05	145
Kirk Hinrich	2003-04	144

3-POINT FIELD GOAL % (MIN. 25 3-FGM)

PLAYER	YEAR	FB-FGA	PCT.
Steve Kerr	1994-95	89-170	.524
Steve Kerr	1995-96	122-237	.515
OTTO PORTER JR.	2018-19	39-80	.488
Craig Hodges	1989-90	87-181	.481
Steve Kerr	1996-97	110-237	.464
B.J. Armstrong	1992-93	63-139	.453
E'Twaun Moore	2015-16	47-104	.452
Jamal Crawford	2001-02	26-58	.448
B.J. Armstrong	1993-94	60-135	.444
Jud Buechler	1995-96	40-90	.444

REBOUNDS

PLAYER	YEAR	REBOUNDS
Dennis Rodman	1997-98	1,201
Tom Boerwinkle	1970-71	1,133
Charles Oakley	1986-87	1,074
Artis Gilmore	1977-78	1,071
Artis Gilmore	1976-77	1,070
Charles Oakley	1987-88	1,066
Artis Gilmore	1978-79	1,043
Tom Boerwinkle	1969-70	1,016
Clifford Ray	1973-74	977
Dennis Rodman	1995-96	952

REBOUNDS PER GAME

PLAYER	YEAR	RPG
Dennis Rodman	1996-97	16.1
Dennis Rodman	1997-98	15.0
Dennis Rodman	1995-96	14.9
Tom Boerwinkle	1970-71	13.8
Artis Gilmore	1977-78	13.1
Charles Oakley	1986-87	13.1
Artis Gilmore	1976-77	13.0
Charles Oakley	1987-88	13.0
Artis Gilmore	1978-79	12.7
Tom Boerwinkle	1969-70	12.5

OFFENSIVE REBOUNDS

PLAYER	YEAR	OFF. REBS.
Dennis Rodman	1997-98	421
Dennis Rodman	1995-96	356
Elton Brand	1999-00	348
Horace Grant	1991-92	344
Horace Grant	1992-93	341
Charles Oakley	1987-88	326
Dennis Rodman	1996-97	320
Artis Gilmore	1977-78	318
Artis Gilmore	1976-77	313
Horace Grant	1993-94	306

DEFENSIVE REBOUNDS

PLAYER	YEAR	DEF. REBS.
Dennis Rodman	1997-98	780
Charles Oakley	1986-87	775
Artis Gilmore	1976-77	757
Artis Gilmore	1977-78	753
Artis Gilmore	1978-79	750
Charles Oakley	1987-88	740
Pau Gasol	2014-15	699
Clifford Ray	1973-74	692
Nate Thurmond	1974-75	645
Pau Gasol	2015-16	638

ASSISTS

PLAYER	YEAR	ASSISTS
Guy Rodgers	1966-67	908
Ennis Whatley	1963-64	662
Michael Jordan	1988-89	650
Norm Van Lier	1976-77	636
Clem Haskins	1969-70	624
Derrick Rose	2010-11	623
Scottie Pippen	1991-92	572
Norm Van Lier	1972-73	567
Norm Van Lier	1973-74	548
Norm Van Lier	1977-78	531

STEALS

PLAYER	YEAR	STLS
Michael Jordan	1987-88	259
Michael Jordan	1986-87	236
Michael Jordan	1988-89	234
Scottie Pippen	1994-95	232
Michael Jordan	1989-90	227
Michael Jordan	1990-91	223
Michael Jordan	1992-93	221
Scottie Pippen	1989-90	211
Michael Jordan	1993-94	211
Michael Jordan	1984-85	196

BLOCKS

PLAYER	YEAR	BLOCKS
Artis Gilmore	1981-82	220
Artis Gilmore	1976-77	203
Artis Gilmore	1980-81	198
Nate Thurmond	1974-75	195
Artis Gilmore	1977-78	181
Cliff Ray	1973-74	173
Artis Gilmore	1978-79	156
Ben Wallace	2006-07	156
Tyrus Thomas	2008-09	151
Pau Gasol	2014-15	147

SEASONS PLAYED

PLAYER	SEASONS
Michael Jordan	13
Scottie Pippen	12
Kirk Hinrich	11
Tom Boerwinkle	10
Luol Deng	10
Jerry Sloan	10
Bob Love	9
Joakim Noah	9
John Paxson	9
Taj Gibson	8
Will Perdue	8

GAMES PLAYED

PLAYER	GAMES
Michael Jordan	930
Scottie Pippen	856
Kirk Hinrich	748
Jerry Sloan	696
John Paxson	645
Luol Deng	637
Tom Boerwinkle	635
Bob Love	592
Joakim Noah	572
Taj Gibson	562

MINUTES

PLAYER	MINUTES
Michael Jordan	35,887
Scottie Pippen	30,269
Jerry Sloan	24,798
Kirk Hinrich	23,545
Luol Deng	22,882
Bob Love	22,073
Norm Van Lier	19,122
Horace Grant	18,204
Joakim Noah	16,848
Artis Gilmore	16,777

POINTS

PLAYER	POINTS
Michael Jordan	29,277
Scottie Pippen	16,123
Bob Love	12,823
Luol Deng	10,286
Jerry Sloan	10,233
Chet Walker	9,788
Artis Gilmore	9,288
Kirk Hinrich	8,536
Reggie Theus	8,279
Derrick Rose	8,001

SCORING AVERAGE (MIN. 100 GAMES)

PLAYER	G	PTS	PPG
Michael Jordan	930	29,277	31.5
Jalen Rose	128	2,742	21.4
Bob Love	578	12,823	21.3
Chet Walker	474	9,788	20.6
Bob Boozer	236	4,807	20.4
Elton Brand	155	3,117	20.1
Derrick Rose	406	8,001	19.7
Artis Gilmore	482	9,288	19.3
Reggie Theus	441	8,279	18.8
Ron Mercer	101	1,875	18.6

FIELD GOALS MADE

PLAYER	FGM
Michael Jordan	10,962
Scottie Pippen	5,991
Bob Love	4,948
Jerry Sloan	3,996
Luol Deng	3,987
Chet Walker	3,558
Artis Gilmore	3,466
Derrick Rose	3,102
Kirk Hinrich	3,101
Reggie Theus	3,047

FIELD GOALS ATTEMPTED

PLAYER	FBA
Michael Jordan	21,886
Scottie Pippen	12,444
Bob Love	11,497
Jerry Sloan	9,357
Luol Deng	8,675
Kirk Hinrich	7,593
Chet Walker	7,374
Derrick Rose	6,920
Reggie Theus	6,386
Norm Van Lier	5,949

FIELD GOAL % (MIN. 100 GAMES)

PLAYER	FG-FBA	PCT.
Artis Gilmore	3,466-5,907	.587
CRISTIANO FELICIO	390-687	.568
Steve Johnson	394-714	.552
Orlando Woolridge	2,352-4,417	.532
Horace Grant	2,844-5,371	.530
Eddy Curry	1,334-2,520	.529
Gene Banks	605-1,150	.526
Robin Lopez	1,028-1,955	.526
Omer Asik	159-303	.525
Tyson Chandler	842-1,648	.511

3-POINT FIELD GOALS MADE

PLAYER	3FGM
Kirk Hinrich	1,049
Ben Gordon	770
Scottie Pippen	664
Michael Jordan	555
Nikola Miroć	432
Steve Kerr	430
Andrés Nocioni	403
Luol Deng	387
Toni Kukoc	351
Derrick Rose	350

3-POINT FIELD GOALS ATTEMPTED

PLAYER	3FBA
Kirk Hinrich	2,792
Scottie Pippen	2,031
Ben Gordon	1,856
Michael Jordan	1,670
Nikola Miroć	1,197
Luol Deng	1,170
Derrick Rose	1,158
Andrés Nocioni	1,099
Toni Kukoc	1,072
Jimmy Butler	1,002

3-POINT FG % (MIN. 100 GAMES, 75 3FGM)

PLAYER	3FG-3FBA	PCT.
Steve Kerr	430-898	.479
B.J. Armstrong	297-679	.437
Craig Hodges	238-560	.425
Kyle Korver	238-560	.425
Ben Gordon	770-1,856	.415
Doug McDermott	179-449	.398
C.J. Watson	112-285	.393
Mike Dunleavy	269-686	.392
Jud Buechler	98-257	.381
Jalen Rose	193-513	.376
Aaron Brooks	187-498	.376
Kirk Hinrich	1,049-2,792	.376

FREE THROWS MADE

PLAYER	FTM
Michael Jordan	6,798
Bob Love	2,727
Chet Walker	2,672
Scottie Pippen	2,477
Artis Gilmore	2,355
Jerry Sloan	2,241
Reggie Theus	2,090
Luol Deng	1,925
Jimmy Butler	1,856
Norm Van Lier	1,555

FREE THROWS ATTEMPTED

PLAYER	FTA
Michael Jordan	8,115
Scottie Pippen	3,576
Bob Love	3,343
Artis Gilmore	3,307
Chet Walker	3,129
Jerry Sloan	3,100
Reggie Theus	2,593
Luol Deng	2,490
Jimmy Butler	2,241
Norm Van Lier	2,011

FREE THROW % (MIN. 100 GAMES)

PLAYER	FT-FTA	PCT.
Craig Hodges	117-130	.900
RYAN ARCHIDIACONO	94-108	.870
Kyle Korver	132-153	.863
Fred Holberg	325-377	.862
B.J. Armstrong	822-954	.862
LAURI MARKKANEN	310-361	.859
Ben Gordon	1,420-1,653	.859
Steve Kerr	323-378	.854
Chet Walker	2,672-3,129	.854
Jannero Pargo	99-116	.853

OFFENSIVE REBOUNDS

PLAYER	OFF REB
Joakim Noah	1,910
Horace Grant	1,888
Scottie Pippen	1,687
Michael Jordan	1,547
Artis Gilmore	1,491
Taj Gibson	1,336
David Greenwood	1,197
Dave Corzine	1,135
Luol Deng	1,109
Dennis Rodman	1,097

DEFENSIVE REBOUNDS

PLAYER	DEF REB
Michael Jordan	4,289
Scottie Pippen	4,039
Artis Gilmore	3,851
Joakim Noah	3,477
David Greenwood	3,025
Luol Deng	2,969
Horace Grant	2,833
Dave Corzine	2,384
Taj Gibson	2,250
Charles Oakley	2,195

TOTAL REBOUNDS

PLAYER	REB
Michael Jordan	5,836
Tom Boerwinkle	5,745
Scottie Pippen	5,726
Joakim Noah	5,387
Jerry Sloan	5,385
Artis Gilmore	5,342
Horace Grant	4,721
David Greenwood	4,222
Luol Deng	4,078
Bob Love	3,998

ASSISTS

PLAYER	AST
Michael Jordan	5,012
Scottie Pippen	4,494
Kirk Hinrich	3,811
Norm Van Lier	3,676
Derrick Rose	2,516
Reggie Theus	2,472
John Paxson	2,394
Bob Weiss	2,008
Tom Boerwinkle	2,007
Toni Kukoc	1,840

PERSONAL FOULS

PLAYER	PF
Scottie Pippen	2,534
Jerry Sloan	2,524
Michael Jordan	2,493
Kirk Hinrich	2,201
Norm Van Lier	1,849
Tom Boerwinkle	1,811
Bob Love	1,741
Joakim Noah	1,637
Artis Gilmore	1,610
David Greenwood	1,603

DISQUALIFICATIONS

PLAYER	DQS
Jerry Sloan	54
Norm Van Lier	39
Mickey Johnson	36
Kirk Hinrich	36
Scottie Pippen	32
Tom Boerwinkle	31
David Greenwood	29
Tyson Chandler	24
Luc Longley	23
Artis Gilmore	21

STEALS

PLAYER	STL
Michael Jordan	2,306
Scottie Pippen	1,792
Kirk Hinrich	857
Norm Van Lier	724
Luol Deng	639
Horace Grant	587
Jimmy Butler	583
Reggie Theus	580
Joakim Noah	481
Toni Kukoc	476

TURNOVERS

PLAYER	TO
Michael Jordan	2,589
Scottie Pippen	2,401
Reggie Theus	1,567
Kirk Hinrich	1,435
Artis Gilmore	1,300
Derrick Rose	1,186
Luol Deng	1,157
Joakim Noah	1,015
Ben Gordon	965
David Greenwood	948

BLOCKED SHOTS

PLAYER	BLK
Artis Gilmore	1,029
Michael Jordan	828
Joakim Noah	803
Scottie Pippen	774
Taj Gibson	695
Horace Grant	579
Dave Corzine	573
David Greenwood	526
Tyson Chandler	487
Luol Deng	360

BULLS STATISTICAL LEADERS

MINUTES PLAYED

SEASON	PLAYER	G	MIN	AVG
1986-87	Guy Rodgers	81	3,063	37.8
1967-68	Bob Boozer	77	2,988	38.8
1968-69	Jerry Sloan	78	2,939	37.7
1969-70	Clem Haskins	82	3,214	39.2
1970-71	Bob Love	81	3,482	43.0
1971-72	Bob Love	79	3,108	39.3
1972-73	Bob Love	82	3,033	37.0
1973-74	Bob Love	82	3,292	40.1
1974-75	Nate Thurmond	80	2,756	34.4
1975-76	Norm Van Lier	76	3,026	39.8
1976-77	Norm Van Lier	82	3,097	37.8
1977-78	Artis Gilmore	82	3,067	37.4
1978-79	Artis Gilmore	82	3,265	39.8
1979-80	Reggie Theus	82	3,029	36.9
1980-81	Artis Gilmore	82	2,832	34.5
1981-82	David Greenwood	82	2,914	35.5
1982-83	Reggie Theus	82	2,856	34.8
1983-84	David Greenwood	78	2,718	34.8
1984-85	Michael Jordan	82	3,144	38.3
1985-86	Kyle Macy	82	2,426	29.6
1986-87	Michael Jordan	82	3,281	40.0
1987-88	Michael Jordan	82	3,311	40.4
1988-89	Michael Jordan	81	3,255	40.2
1989-90	Michael Jordan	82	3,197	39.0
1990-91	Michael Jordan	82	3,034	37.0
1991-92	Scottie Pippen	82	3,164	38.6
1992-93	Scottie Pippen	81	3,123	38.6
1993-94	Scottie Pippen	72	2,759	38.3
1994-95	Scottie Pippen	79	3,014	38.2
1995-96	Michael Jordan	82	3,090	37.7
1996-97	Michael Jordan	82	3,106	37.9
1997-98	Michael Jordan	82	3,181	38.8
1998-99	Toni Kukoc	44	1,654	37.6
1999-00	Elton Brand	81	2,999	37.0
2000-01	Elton Brand	74	2,906	39.3
2001-02	Trenton Hassell	78	2,237	28.7
2002-03	Jalen Rose	82	3,351	40.9
2003-04	Jamal Crawford	80	2,811	35.1
2004-05	Kirk Hinrich	77	2,800	36.4
2005-06	Kirk Hinrich	81	2,955	36.5
2006-07	Luol Deng	82	3,071	37.5
2007-08	Kirk Hinrich	75	2,380	31.7
2008-09	Derrick Rose	81	3,000	37.0
2009-10	Derrick Rose	78	2,871	36.8
2010-11	Luol Deng	82	3,208	39.1
2011-12	Luol Deng	54	2,129	39.4*
2012-13	Luol Deng	75	2,903	38.7*
2013-14	Jimmy Butler	67	2,591	38.7*
2014-15	Jimmy Butler	65	2,513	38.7*
2015-16	Jimmy Butler	67	2,474	36.9
2016-17	Jimmy Butler	76	2,809	37.0
2017-18	Justin Holiday	72	2,265	31.5
2018-19	ZACH LAVINE	63	2,171	34.5

SCORING (APPEAR IN MIN. 70% OF TEAM GAMES)

SEASON	PLAYER	G	PTS	AVG
1986-87	Guy Rodgers	81	1,459	18.0
1967-68	Bob Boozer	77	1,655	21.5
1968-69	Bob Boozer	79	1,716	21.7
1969-70	Bob Love	82	1,722	21.0
1970-71	Bob Love	81	2,043	25.2
1971-72	Bob Love	79	2,037	25.8
1972-73	Bob Love	82	1,895	23.1
1973-74	Bob Love	82	1,785	21.8
1974-75	Bob Love	61	1,342	22.0
1975-76	Bob Love	76	1,448	19.1
1976-77	Artis Gilmore	82	1,527	18.6
1977-78	Artis Gilmore	82	1,879	22.9
1978-79	Artis Gilmore	82	1,940	23.7
1979-80	Reggie Theus	82	1,660	20.2
1980-81	Reggie Theus	82	1,549	18.9
1981-82	Artis Gilmore	82	1,517	18.5
1982-83	Reggie Theus	82	1,953	23.8
1983-84	Orlando Woolridge	75	1,444	19.3
1984-85	Michael Jordan	82	2,313	28.2
1985-86	Orlando Woolridge	70	1,448	20.7
1986-87	Michael Jordan	82	3,041	37.1*
1987-88	Michael Jordan	82	2,868	35.0*
1988-89	Michael Jordan	81	2,633	32.5*
1989-90	Michael Jordan	82	2,753	33.6*
1990-91	Michael Jordan	82	2,580	31.5*
1991-92	Michael Jordan	80	2,404	30.1*
1992-93	Michael Jordan	78	2,541	32.6*
1993-94	Scottie Pippen	72	1,587	22.0
1994-95	Scottie Pippen	79	1,692	21.4
1995-96	Michael Jordan	82	2,491	30.4*
1996-97	Michael Jordan	82	2,431	29.6*
1997-98	Michael Jordan	82	2,357	28.7*
1998-99	Toni Kukoc	44	828	18.8
1999-00	Elton Brand	81	1,627	20.1
2000-01	Elton Brand	74	1,490	20.1
2001-02	Marcus Fizer	76	938	12.3
2002-03	Jalen Rose	82	1,816	22.1
2003-04	Jamal Crawford	80	1,383	17.3
2004-05	Eddy Curry	63	1,012	16.1
2005-06	Ben Gordon	80	1,349	16.9
2006-07	Ben Gordon	82	1,753	21.4
2007-08	Ben Gordon	72	1,336	18.6
2008-09	Ben Gordon	82	1,699	20.7
2009-10	Derrick Rose	78	1,619	20.8
2010-11	Derrick Rose	81	2,026	25.0
2011-12	Luol Deng	54	828	15.3
2012-13	Luol Deng	75	1,297	16.5
2013-14	Taj Gibson	82	1,069	13.0
2014-15	Jimmy Butler	65	1,301	20.0
2015-16	Jimmy Butler	67	1,399	20.9
2016-17	Jimmy Butler	76	1,816	23.9
2017-18	LAURI MARKKANEN	68	1,033	15.2
2018-19	ZACH LAVINE	63	1,492	23.7

* league leader

FIELD GOAL % (MIN. 200 FGM)

SEASON	PLAYER	FGM	FBA	PCT
1966-67	Bob Boozer	538	1,104	.487
1967-68	Bob Boozer	622	1,265	.492
1968-69	Bob Boozer	661	1,375	.481
1969-70	Chet Walker	586	1,249	.477
1970-71	Tom Boerwinkle	357	736	.485
1971-72	Chet Walker	619	1,225	.505
1972-73	Chet Walker	587	1,248	.478
1973-74	Cliff Ray	313	612	.511
1974-75	Chet Walker	524	1,076	.487
1975-76	Mickey Johnson	478	1,033	.463
1976-77	Artis Gilmore	570	1,091	.522
1977-78	Artis Gilmore	704	1,260	.559
1978-79	Artis Gilmore	753	1,310	.575
1979-80	Artis Gilmore	305	513	.595
1980-81	Artis Gilmore	547	816	.670*
1981-82	Artis Gilmore	546	837	.652*
1982-83	Orlando Woolridge	361	622	.580
1983-84	Orlando Woolridge	570	1,086	.525
1984-85	Orlando Woolridge	679	1,225	.554
1985-86	Charles Oakley	281	541	.519
1986-87	Gene Banks	249	462	.539
1987-88	Michael Jordan	1,069	1,998	.535
1988-89	Michael Jordan	966	1,795	.538
1989-90	Michael Jordan	1,034	1,964	.526
1990-91	John Paxson	317	578	.548
1991-92	Horace Grant	457	790	.578
1992-93	Horace Grant	421	829	.508
1993-94	Horace Grant	460	878	.524
1994-95	Toni Kukoc	487	967	.504
1995-96	Michael Jordan	916	1,850	.495
1996-97	Michael Jordan	920	1,892	.486
1997-98	Michael Jordan	881	1,893	.465
1998-99	Toni Kukoc	315	750	.420
1999-00	Elton Brand	630	1,306	.482
2000-01	Elton Brand	578	1,215	.476
2001-02	Jalen Rose	276	587	.470
2002-03	Eddy Curry	335	573	.585*
2003-04	Eddy Curry	417	840	.496
2004-05	Eddy Curry	393	730	.538
2005-06	Darius Songaila	236	491	.481
2006-07	Luol Deng	630	1,218	.517
2007-08	Luol Deng	429	896	.479
2008-09	Joakim Noah	207	372	.556
2009-10	Joakim Noah	262	520	.504
2010-11	Joakim Noah	211	402	.525
2011-12	Carlos Boozer	448	842	.532
2012-13	Taj Gibson	214	441	.485
2013-14	Taj Gibson	429	896	.479
2014-15	Taj Gibson	254	506	.502
2015-16	Taj Gibson	263	500	.526
2016-17	Taj Gibson	276	530	.521
2017-18	Robin Lopez	342	645	.530
2018-19	Robin Lopez	304	535	.568

FREE THROW % (MIN. 82 FTM)

SEASON	PLAYER	FTM	FTA	PCT
1966-67	Guy Rodgers	383	475	.806
1967-68	Flynn Robinson	285	344	.828
1968-69	Bob Boozer	394	489	.806
1969-70	Chet Walker	483	568	.850
1970-71	Chet Walker	480	559	.859*
1971-72	Chet Walker	481	568	.847
1972-73	Bob Weiss	159	189	.841
1973-74	Chet Walker	439	502	.875
1974-75	Chet Walker	413	480	.860
1975-76	Bob Love	362	452	.801
1976-77	Scott May	188	227	.828
1977-78	Mickey Johnson	362	446	.812
1978-79	Mickey Johnson	273	329	.830
1979-80	Reggie Theus	500	597	.838
1980-81	Ricky Sobers	231	247	.935
1981-82	David Greenwood	240	291	.825
1982-83	Reggie Theus	434	542	.801
1983-84	Dave Corzine	231	275	.840
1984-85	Michael Jordan	630	746	.845
1985-86	George Gervin	283	322	.879
1986-87	Michael Jordan	833	972	.857
1987-88	Michael Jordan	723	860	.841
1988-89	Michael Jordan	674	793	.850
1989-90	Michael Jordan	543	699	.848
1990-91	Michael Jordan	571	671	.851
1991-92	Michael Jordan	491	590	.832
1992-93	B.J. Armstrong	130	151	.861
1993-94	B.J. Armstrong	194	227	.855
1994-95	B.J. Armstrong	206	233	.884
1995-96	Michael Jordan	548	657	.834
1996-97	Michael Jordan	480	576	.833
1997-98	Michael Jordan	565	721	.784
1998-99	Kornel David	90	111	.811
1999-00	Hersey Hawkins	107	119	.899
2000-01	Fred Hoiberg	136	157	.866
2001-02	Jalen Rose	125	149	.839
2002-03	Jalen Rose	399	467	.854
2003-04	Jamal Crawford	200	240	.833
2004-05	Ben Gordon	233	270	.863
2005-06	Andrés Nocioni	204	242	.843
2006-07	Ben Gordon	380	440	.864
2007-08	Ben Gordon	266	293	.908
2008-09	Ben Gordon	330	382	.864
2009-10	Brad Miller	182	220	.827
2010-11	Derrick Rose	476	555	.858
2011-12	Derrick Rose	194	239	.812
2012-13	Marco Belinelli	141	168	.839
2013-14	D.J. Augustin	195	221	.882
2014-15	Jimmy Butler	386	463	.834
2015-16	Jimmy Butler	395	475	.832
2016-17	Jimmy Butler	585	676	.865
2017-18	LAURI MARKKANEN	140	166	.843
2018-19	RYAN ARCIDIACONO	89	102	.873

* league leader

BULLS STATISTICAL LEADERS

3-POINT FIELD GOAL %

(APPEAR IN AT LEAST 50% OF TEAM GAMES AND 1.0 3FGA/GAME)

SEASON	PLAYER	3FGM	3FGA	PCT
1979-80	Reggie Theus	28	105	.267
1980-81	Reggie Theus	18	90	.200
1981-82	Reggie Theus	25	100	.250
1982-83	Reggie Theus	21	91	.231
1983-84	None qualified			
1984-85	None qualified			
1985-86	Kyle Macy	58	140	.414
1986-87	John Paxson	52	140	.371
1987-88	John Paxson	33	95	.347
1988-89	Craig Hodges	71	168	.423
1989-90	Craig Hodges	87	181	.481
1990-91	John Paxson	42	96	.438
1991-92	B.J. Armstrong	35	87	.402
1992-93	B.J. Armstrong	63	139	.453*
1993-94	B.J. Armstrong	60	135	.444
1994-95	Steve Kerr	89	170	.524*
1995-96	Steve Kerr	122	237	.515
1996-97	Steve Kerr	110	237	.460
1997-98	Steve Kerr	57	130	.438
1998-99	Rusty LaRue	30	89	.337
1999-00	Hersey Hawkins	55	141	.390
2000-01	Fred Hoiberg	103	250	.412
2001-02	A.J. Guyton	46	123	.374
2002-03	Donyell Marshall	33	87	.379
2003-04	Kirk Hinrich	144	369	.390
2004-05	Ben Gordon	134	331	.405
2005-06	Ben Gordon	166	382	.435
2006-07	Kirk Hinrich	140	337	.415
2007-08	Ben Gordon	142	346	.410
2008-09	Ben Gordon	173	422	.410
2009-10	Luol Deng	32	83	.386
2010-11	Kyle Korver	120	289	.415
2011-12	Kyle Korver	118	271	.435
2012-13	Nate Robinson	141	348	.405
2013-14	D.J. Augustin	132	321	.411
2014-15	Mike Dunleavy	107	263	.407
2015-16	Doug McDermott	110	259	.425
2016-17	Rajon Rondo	50	133	.376
2017-18	DENZEL VALENTINE	143	370	.386
2018-19	Antonio Blakeney	36	91	.396

* league leader

3-POINT FIELD GOALS MADE

SEASON	PLAYER	3FGM
1979-80	Reggie Theus	28
1980-81	Reggie Theus	18
1981-82	Reggie Theus	25
1982-83	Reggie Theus	21
1983-84	Mitchell Wiggins	7
1984-85	Rod Higgins	10
1985-86	Kyle Macy	58
1986-87	John Paxson	52
1987-88	John Paxson	33
1988-89	Craig Hodges	71
1989-90	Michael Jordan	92
1990-91	Craig Hodges	44
1991-92	Craig Hodges	36
1992-93	Michael Jordan	81
1993-94	Scottie Pippen	63
1994-95	Scottie Pippen	109
1995-96	Scottie Pippen	150
1996-97	Scottie Pippen	156
1997-98	Toni Kukoc	63
1998-99	Brent Barry	52
1999-00	Matt Maloney	62
2000-01	Fred Hoiberg	103
2001-02	Trenton Hassell	60
2002-03	Jalen Rose	133
2003-04	Jamal Crawford	165
2004-05	Kirk Hinrich	144
2005-06	Ben Gordon	166
2006-07	Ben Gordon	155
2007-08	Ben Gordon	142
2008-09	Ben Gordon	173
2009-10	Kirk Hinrich	104
2010-11	Derrick Rose	128
2011-12	Kyle Korver	118
2012-13	Nate Robinson	141
2013-14	D.J. Augustin	132
2014-15	Aaron Brooks	121
2015-16	Nikola Mirotić	135
2016-17	Nikola Mirotić	129
2017-18	Justin Holiday	161
2018-19	ZACH LAVINE	120
	LAURI MARKKANEN	120

REBOUNDING

SEASON	PLAYER	G	REB	AVG
1966-67	Jerry Sloan	80	726	9.1
1967-68	Jim Washington	82	825	10.1
1968-69	Tom Boerwinkle	80	889	11.1
1969-70	Tom Boerwinkle	81	1,016	12.5
1970-71	Tom Boerwinkle	82	1,133	13.8
1971-72	Tom Boerwinkle	80	897	11.2
1972-73	Clifford Ray	73	797	10.9
1973-74	Clifford Ray	80	977	12.2
1974-75	Nate Thurmond	80	904	11.3
1975-76	Tom Boerwinkle	74	792	10.7
1976-77	Artis Gilmore	82	1,070	13.0
1977-78	Artis Gilmore	82	1,071	13.1
1978-79	Artis Gilmore	82	1,043	12.7
1979-80	David Greenwood	82	773	9.4
1980-81	Artis Gilmore	82	828	10.1
1981-82	Artis Gilmore	82	835	10.2
1982-83	David Greenwood	79	765	9.7
1983-84	David Greenwood	78	786	10.1
1984-85	Michael Jordan	82	534	6.5
1985-86	Charles Oakley	77	664	8.6
1986-87	Charles Oakley	82	1,074	13.1
1987-88	Charles Oakley	82	1,066	13.0
1988-89	Horace Grant	79	681	8.6
1989-90	Horace Grant	80	629	7.9
1990-91	Horace Grant	78	659	8.4
1991-92	Horace Grant	81	807	10.0
1992-93	Horace Grant	77	729	9.5
1993-94	Horace Grant	70	769	10.9
1994-95	Scottie Pippen	79	639	8.1
1995-96	Dennis Rodman	64	952	14.9*
1996-97	Dennis Rodman	55	883	16.1*
1997-98	Dennis Rodman	80	1,201	15.0*
1998-99	Toni Kukoc	44	310	7.0
1999-00	Elton Brand	81	810	10.0
2000-01	Elton Brand	74	746	10.1
2001-02	Marcus Fizer	76	427	5.6
2002-03	Donyell Marshall	78	699	9.0
2003-04	Antonio Davis	65	528	8.1
2004-05	Tyson Chandler	80	775	9.7
2005-06	Tyson Chandler	79	714	9.0
2006-07	Ben Wallace	77	821	10.7
2007-08	Ben Wallace	50	441	8.8
2008-09	Joakim Noah	80	606	7.6
2009-10	Joakim Noah	64	705	11.0
2010-11	Carlos Boozer	59	565	9.6
2011-12	Joakim Noah	64	629	9.8
2012-13	Joakim Noah	66	733	11.1
2013-14	Joakim Noah	80	900	11.3
2014-15	Pau Gasol	78	919	11.8
2015-16	Pau Gasol	72	793	11.0
2016-17	Taj Gibson	55	384	7.0
2017-18	LAURI MARKKANEN	68	508	7.5
2018-19	LAURI MARKKANEN	52	470	9.0

OFFENSIVE REBOUNDS

SEASON	PLAYER	G	ORB	AVG
1973-74	Cliff Ray	80	265	3.6
1974-75	Nate Thurmond	80	259	3.2
1975-76	Mickey Johnson	81	279	3.4
1976-77	Artis Gilmore	82	313	3.8
1977-78	Artis Gilmore	82	318	3.9
1978-79	Artis Gilmore	82	293	3.6
1979-80	David Greenwood	82	223	2.7
1980-81	David Greenwood	82	243	3.0
1981-82	Artis Gilmore	82	224	2.7
1982-83	Dave Corzine	82	243	3.0
1983-84	David Greenwood	78	214	2.7
1984-85	Michael Jordan	78	214	2.7
1985-86	Charles Oakley	77	255	3.3
1986-87	Charles Oakley	82	298	3.6
1987-88	Charles Oakley	82	326	4.0
1988-89	Horace Grant	79	240	3.0
1989-90	Horace Grant	80	236	2.9
1990-91	Horace Grant	78	266	3.4
1991-92	Horace Grant	81	344	4.2
1992-93	Horace Grant	77	341	4.4
1993-94	Horace Grant	70	306	4.4
1994-95	Will Perdue	78	211	2.7
1995-96	Dennis Rodman	64	356	5.6*
1996-97	Dennis Rodman	55	320	5.8*
1997-98	Dennis Rodman	80	421	5.3*
1998-99	Dickey Simpkins	50	110	2.2
1999-00	Elton Brand	81	348*	4.3*
2000-01	Elton Brand	74	285	3.9
2001-02	Marcus Fizer	76	128	1.7
2002-03	Donyell Marshall	78	234*	3.0
2003-04	Antonio Davis	65	158	2.4
2004-05	Tyson Chandler	80	261	3.3
2005-06	Tyson Chandler	79	265	3.4
2006-07	Ben Wallace	77	303	3.9
2007-08	Ben Wallace	50	175	3.5
2008-09	Joakim Noah	80	244	3.1
2009-10	Taj Gibson	82	226	2.8
2010-11	Joakim Noah	48	182	3.8
2011-12	Joakim Noah	64	242	3.8
2012-13	Joakim Noah	66	260	3.9
2013-14	Joakim Noah	80	282	3.5
2014-15	Joakim Noah	67	219	3.3
2015-16	Taj Gibson	73	206	2.8
2016-17	Robin Lopez	81	244	3.0
2017-18	Bobby Portis	73	159	2.2
2018-19	Robin Lopez	74	140	1.9

* league leader

BULLS STATISTICAL LEADERS

DEFENSIVE REBOUNDS

SEASON	PLAYER	G	DRB	AVG
1973-74	Cliff Ray	80	692	8.7
1974-75	Nate Thurmond	80	645	8.1
1975-76	Tom Boerwinkle	74	529	7.1
1976-77	Artis Gilmore	82	757	9.2
1977-78	Artis Gilmore	82	753	9.2
1978-79	Artis Gilmore	82	750	9.1
1979-80	David Greenwood	82	550	6.7
1980-81	Artis Gilmore	82	608	7.4
1981-82	Artis Gilmore	82	611	7.5
1982-83	David Greenwood	79	548	6.9
1983-84	David Greenwood	78	572	7.3
1984-85	Michael Jordan	82	367	4.5
1985-86	Sidney Green	80	450	5.6
1986-87	Charles Oakley	82	775	9.5
1987-88	Charles Oakley	82	740	9.0
1988-89	Michael Jordan	81	503	6.2
1989-90	Michael Jordan	82	422	5.1
1990-91	Scottie Pippen	82	432	5.3
1991-92	Horace Grant	81	463	5.7
1992-93	Scottie Pippen	81	418	5.2
1993-94	Horace Grant	70	463	6.6
1994-95	Scottie Pippen	79	464	5.9
1995-96	Dennis Rodman	64	596	9.3
1996-97	Dennis Rodman	55	563	10.2
1997-98	Dennis Rodman	80	780	9.8
1998-99	Toni Kukoc	44	245	5.6
1999-00	Elton Brand	81	462	5.7
2000-01	Elton Brand	74	461	6.2
2001-02	Marcus Fizer	76	239	3.9
2002-03	Donyell Marshall	78	465	6.0
2003-04	Antonio Davis	65	370	5.7
2004-05	Tyson Chandler	80	514	6.4
2005-06	Tyson Chandler	79	449	5.7
2006-07	Ben Wallace	77	518	6.7
2007-08	Ben Wallace	50	266	5.3
2008-09	Joakim Noah	80	362	4.5
2009-10	Joakim Noah	64	485	7.6
2010-11	Carlos Boozer	59	435	7.4
2011-12	Carlos Boozer	66	450	6.8
2012-13	Carlos Boozer	79	596	7.5
2013-14	Joakim Noah	80	618	7.7
2014-15	Pau Gasol	78	699	9.0
2015-16	Pau Gasol	72	638	8.9
2016-17	Taj Gibson	55	263	4.8
2017-18	LAURI MARKKANEN	68	429	6.3
2018-19	LAURI MARKKANEN	52	396	7.6

* league leader

ASSISTS

SEASON	PLAYER	G	AST	AVG
1966-67	Guy Rodgers	81	908	11.2*
1967-68	Keith Erickson	78	267	3.4
1968-69	Clem Haskins	79	306	3.9
1969-70	Clem Haskins	82	624	7.6
1970-71	Tom Boerwinkle	82	397	4.8
1971-72	Bob Weiss	82	377	4.6
1972-73	Norm Van Lier	80	567	7.1
1973-74	Norm Van Lier	80	548	6.9
1974-75	Norm Van Lier	70	403	5.8
1975-76	Norm Van Lier	76	500	6.6
1976-77	Norm Van Lier	82	636	7.8
1977-78	Norm Van Lier	78	531	6.8
1978-79	Reggie Theus	82	429	5.2
1979-80	Reggie Theus	82	515	6.3
1980-81	Reggie Theus	82	426	5.2
1981-82	Reggie Theus	82	476	5.8
1982-83	Reggie Theus	82	484	5.9
1983-84	Ernis Whatley	80	662	8.3
1984-85	Michael Jordan	82	481	5.9
1985-86	Kyle Macy	82	446	5.4
1986-87	John Paxson	82	467	5.7
1987-88	Michael Jordan	82	485	5.9
1988-89	Michael Jordan	81	650	8.0
1989-90	Michael Jordan	82	519	6.3
1990-91	Scottie Pippen	82	511	6.2
1991-92	Scottie Pippen	82	572	7.0
1992-93	Scottie Pippen	81	507	6.3
1993-94	Scottie Pippen	72	403	5.6
1994-95	Scottie Pippen	79	409	5.2
1995-96	Scottie Pippen	77	452	5.9
1996-97	Scottie Pippen	82	467	5.7
1997-98	Toni Kukoc	74	314	4.2
1998-99	Toni Kukoc	44	235	5.3
1999-00	Randy Brown	59	202	3.4
	Ron Artest	72	202	2.8
2000-01	Fred Hoiberg	74	263	3.9
2001-02	Trenton Hassell	78	172	2.2
2002-03	Jalen Rose	82	395	4.8
2003-04	Kirk Hinrich	76	517	6.8
2004-05	Kirk Hinrich	77	494	6.4
2005-06	Kirk Hinrich	81	514	6.3
2006-07	Kirk Hinrich	80	500	6.3
2007-08	Kirk Hinrich	75	452	6.0
2008-09	Derrick Rose	81	512	6.3
2009-10	Derrick Rose	78	469	6.0
2010-11	Derrick Rose	81	623	7.7
2011-12	Derrick Rose	39	307	7.9
2012-13	Kirk Hinrich	60	314	5.2
2013-14	Joakim Noah	80	431	5.4
2014-15	Derrick Rose	51	251	4.9
2015-16	Jimmy Butler	67	321	4.8
2016-17	Rajon Rondo	69	461	6.7
2017-18	KRIS DUNN	52	310	6.0
2018-19	ZACH LAVINE	63	283	4.5

STEALS

SEASON	PLAYER	G	STL	AVG
1973-74	Jerry Sloan	77	183	2.38
1974-75	Jerry Sloan	78	171	2.19
1975-76	Norm Van Lier	76	150	1.97
1976-77	Wilbur Holland	79	169	2.14
1977-78	Wilbur Holland	82	164	2.00
1978-79	Wilbur Holland	82	122	1.49
1979-80	Ricky Sobers	82	136	1.66
1980-81	Reggie Theus	82	122	1.49
1981-82	Reggie Theus	82	87	1.06
1982-83	Reggie Theus	82	143	1.74
1983-84	Ennis Whatley	80	119	1.49
1984-85	Michael Jordan	82	196	2.39
1985-86	Gene Banks	82	81	0.99
	Kyle Macy	82	81	0.99
1986-87	Michael Jordan	82	236	2.88
1987-88	Michael Jordan	82	259	3.16*
1988-89	Michael Jordan	81	234	2.89
1989-90	Michael Jordan	82	227	2.77*
1990-91	Michael Jordan	82	223	2.72
1991-92	Michael Jordan	80	182	2.28
1992-93	Michael Jordan	78	221	2.83*
1993-94	Scottie Pippen	72	211	2.93
1994-95	Scottie Pippen	79	232	2.94
1995-96	Michael Jordan	82	180	2.20
1996-97	Scottie Pippen	82	154	1.88
1997-98	Michael Jordan	82	141	1.72
1998-99	Randy Brown	39	68	1.74
1999-00	Ron Artest	72	119	1.65
2000-01	Ron Artest	76	152	2.00
2001-02	Trenton Hassell	78	55	0.71
2002-03	Donyell Marshall	78	95	1.22
2003-04	Jamal Crawford	80	111	1.39
2004-05	Kirk Hinrich	77	122	1.58
2005-06	Kirk Hinrich	81	94	1.16
2006-07	Ben Wallace	77	111	1.44
2007-08	Ben Wallace	50	69	1.38
2008-09	Tyrus Thomas	79	91	1.15
2009-10	Kirk Hinrich	74	95	1.15
2010-11	Ronnie Brewer	81	106	1.31
2011-12	Ronnie Brewer	66	72	1.09
2012-13	Joakim Noah	66	78	1.18
2013-14	Jimmy Butler	67	127	1.90
2014-15	Jimmy Butler	65	114	1.75
2015-16	Jimmy Butler	67	110	1.64
2016-17	Jimmy Butler	76	143	1.88
2017-18	KRIS DUNN	46	104	2.00
2018-19	SHAQUILLE HARRISON	73	89	1.22

* league leader

BLOCKED SHOTS

SEASON	PLAYER	G	BLK	AVG
1973-74	Cliff Ray	80	173	2.16
1974-75	Nate Thurmond	80	195	2.44
1975-76	Mickey Johnson	81	66	0.81
1976-77	Artis Gilmore	82	203	2.48
1977-78	Artis Gilmore	82	181	2.21
1978-79	Artis Gilmore	82	156	1.90
1979-80	David Greenwood	82	129	1.57
1980-81	Artis Gilmore	82	198	2.41
1981-82	Artis Gilmore	82	221	2.70
1982-83	Dave Corzine	82	109	1.33
1983-84	Dave Corzine	82	120	1.46
1984-85	Jawann Oldham	63	127	2.02
1985-86	Jawann Oldham	52	134	2.58
1986-87	Michael Jordan	82	125	1.52
1987-88	Michael Jordan	82	131	1.60
1988-89	Brad Sellers	80	69	0.86
1989-90	Michael Jordan	82	101	1.23
1990-91	Scottie Pippen	82	93	1.13
1991-92	Horace Grant	81	131	1.62
1992-93	Horace Grant	77	96	1.25
1993-94	Horace Grant	70	84	1.20
1994-95	Scottie Pippen	79	89	1.13
1995-96	Luc Longley	62	84	1.35
1996-97	Luc Longley	59	66	1.12
1997-98	Luc Longley	58	82	1.07
1998-99	Ron Harper	35	35	1.00
1999-00	Elton Brand	81	132	1.63
2000-01	Elton Brand	74	118	1.59
2001-02	Tyson Chandler	71	93	1.31
2002-03	Tyson Chandler	75	106	1.41
2003-04	Eddy Curry	73	83	1.14
2004-05	Tyson Chandler	80	141	1.76
2005-06	Tyson Chandler	79	104	1.32
2006-07	Ben Wallace	77	158	2.03
2007-08	Ben Wallace	50	80	1.60
2008-09	Tyrus Thomas	79	151	1.91
2009-10	Taj Gibson	82	104	1.27
2010-11	Taj Gibson	80	106	1.33
2011-12	Joakim Noah	64	92	1.44
2012-13	Joakim Noah	66	141	2.14
2013-14	Joakim Noah	80	121	1.51
2014-15	Pau Gasol	78	114	1.88
2015-16	Pau Gasol	72	146	2.03
2016-17	Robin Lopez	81	117	1.44
2017-18	Robin Lopez	64	53	0.83
2018-19	Robin Lopez	74	78	1.05

50-POINT CLUB (BULLS)

PTS.	PLAYER	OPP.	DATE	FG-FGA	FT-FTA
69*	Michael Jordan	03/28/90	at CLE	23-37	21-23
64*	Michael Jordan	01/16/93	vs. ORL	27-49	9-11
63**	Michael Jordan	04/20/86	at BOS (PO)	22-41	19-21
61*	Michael Jordan	03/04/87	at DET	22-39	17-18
61	Michael Jordan	04/16/87	vs. ATL	22-38	17-21
59	Michael Jordan	04/03/88	at DET	21-27	17-19
58	Michael Jordan	02/26/87	vs. NJN	16-25	26-27
57	Michael Jordan	12/23/92	vs. WAS	22-37	7-8
56	Chet Walker	02/06/72	vs. CIN	22-30	12-13
56	Michael Jordan	03/24/87	vs. PHI	22-32	12-15
56	Michael Jordan	04/29/92	at MIA (PO)	20-30	16-18
55	Michael Jordan	05/01/88	vs. CLE (PO)	24-45	7-7
55	Michael Jordan	06/16/93	vs. PHX (PO)	21-37	13-18
55	Michael Jordan	03/28/95	at NYK	21-37	10-11
55	Michael Jordan	04/27/97	at WAS (PO)	22-35	10-10
54	Michael Jordan	11/03/89	vs. CLE	19-31	15-17
54*	Michael Jordan	11/20/92	at LAL	21-39	11-14
54	Michael Jordan	05/31/93	vs. NYK(PO)	18-30	12-14
53	Michael Jordan	01/08/87	vs. POR	20-34	13-16
53	Michael Jordan	04/12/87	vs. IND	19-27	15-18
53	Michael Jordan	01/21/89	vs. PHX	20-28	13-15
53	Michael Jordan	03/07/96	vs. DET	21-28	9-10
53	Jimmy Butler	01/14/16	at PHI	15-30	21-25
52	Michael Jordan	12/17/87	vs. CLE	20-31	12-12
52	Michael Jordan	02/26/88	vs. POR	21-34	10-12
52	Michael Jordan	11/09/88	at BOS	18-33	14-16
52	Michael Jordan	11/16/88	at PHI	24-29	4-4
52	Michael Jordan	11/26/88	at DEN	19-27	11-14
52	Michael Jordan	12/20/89	at ORL	20-37	10-10
52	Michael Jordan	03/12/93	vs. CHA	21-35	8-9
52	Jimmy Butler	01/02/17	vs. CHA	15-24	21-22
51	Michael Jordan	03/19/92	at WAS	19-30	12-15
51	Michael Jordan	01/21/97	vs. NYK	18-30	10-11
50	Michael Jordan	11/01/86	at NYK	15-31	20-22
50	Michael Jordan	04/13/87	at MIL	16-31	18-22
50	Michael Jordan	03/18/88	vs. BOS	19-32	11-11
50	Michael Jordan	04/28/88	vs. CLE (PO)	19-35	12-12
50	Michael Jordan	02/16/89	vs. MIL	16-26	17-18
50	Michael Jordan	05/05/89	vs. CLE (PO)	14-28	22-27
50	Michael Jordan	03/24/92	vs. DEN	18-31	12-13
50	Michael Jordan	11/06/96	at MIA	18-33	13-14
50	Jamal Crawford	04/11/04	at TOR	18-34	8-11

50-POINT CLUB (OPPONENTS)

PTS.	PLAYER	OPP.	DATE	FG-FGA	FT-FTA
68	Wilt Chamberlain	12/16/67	vs. PHI	30-40	8-22
57	Lou Hudson	11/10/69	vs. ATL (at Auburn, Ala.)	25-34	7-8
57	Adrian Dantley	12/04/82	at UTA	20-27	17-22
57	Dominique Wilkins	12/10/86	at ATL	19-28	19-21
57	Jerry Stackhouse	04/03/01	vs. DET	21-36	11-13
56	Kelly Tripucka	01/29/83	at DET	18-26	20-22
54	Dave Bing	02/21/71	at DET	22-38	10-10
52	Tracy McGrady	02/21/03	at ORL	15-32	16-20
52	Rick Barry	02/16/67	vs. SFW (at Fresno)	18-40	16-19
52	Michael Redd	03/04/07	at MIL	18-32	8-9
51***	Ray Allen (PO)	04/30/09	vs. BOS	18-32	6-7
50*	Jamal Mashburn	11/12/94	vs. DAL	19-31	9-13
50	CJ McCollum	01/31/18	at POR	18-25	8-8

* OT Game ** 2 OT Game *** 3 OT Game

25-PLUS REBOUNDING GAMES

<i>RBS.</i>	<i>PLAYER</i>	<i>DATE</i>	<i>OPPONENT</i>
37	T. Boerwinkle	01/08/70	vs. PHO
35	C. Oakley	04/22/88	vs. CLE
33*	T. Boerwinkle	03/09/71	vs. MIL
29	M. Landsberger	01/28/79	at DEN
29	D. Rodman	12/27/97	vs. ATL
28	T. Boerwinkle	11/13/71	vs. HOU
28	A. Gilmore	12/22/78	vs. SAS
27	J. Washington	03/15/69	vs. SEA
27	D. Rodman	12/29/97	vs. DAL
27	B. Wallace	12/15/06	vs. MIL
26	A. Gilmore	11/11/77	at NJN
26	A. Gilmore	12/13/77	vs. DEN
26*	C. Oakley	03/15/86	vs. MIL
26	D. Rodman	01/10/97	at MIL
25	T. Boerwinkle	04/11/76	at MIL
25	A. Gilmore	02/11/78	vs. KCK
25*	A. Gilmore	12/12/81	vs. PHI
25	D. Rodman	12/23/97	vs. LAC

* OT Game

ALL-TIME TRIPLE-DOUBLES

ALL-TIME TRIPLE-DOUBLES

PLAYER	OPPONENT	DATE	PTS-REB-AST
G. Rodgers	vs. SFW	10/18/66	22-10-21
G. Rodgers	vs. BOS	01/17/67	13-10-10
J. Sloan	at PHI	11/25/67	22-16-13
J. Sloan	at PHX	12/05/69	21-13-11
T. Boerwinkle	vs. LAL	01/10/70	14-21-10
C. Haskins	vs. DET	03/14/70	24-10-15
T. Boerwinkle	at POR	01/21/71	10-16-10
T. Boerwinkle	vs. SEA	02/02/71	13-21-10
N. Van Lier	vs. NYK	02/17/72	21-11-14
C. Ray	at POR	12/22/72	10-12-10
N. Van Lier	vs. GSW	02/11/73	12-11-15
N. Van Lier	vs. BOS	12/08/73	26-13-11
N. Thurmond*	vs. ATL	10/18/74	22-14-13
N. Thurmond	at BUF	10/26/74	11-11-10
T. Boerwinkle	at BUF	04/01/75	12-11-11
T. Boerwinkle	vs. LAL	01/13/76	21-18-11
M. Johnson	vs. HOU	12/02/78	14-10-10
M. Johnson	vs. CLE	12/16/78	19-12-10
M. Johnson	vs. POR	02/20/79	13-12-12
M. Johnson	at NYK	03/24/79	33-13-10
W. Holland	at DET	04/08/79	18-11-11
R. Theus	vs. PHI	11/17/79	28-17-10
M. Jordan	vs. DEN	01/14/85	35-14-15
M. Jordan	vs. NYK	03/01/85	21-10-10
M. Jordan	vs. MIL	03/17/85	32-11-16
G. Banks	vs. HOU	02/01/86	18-10-10
C. Oakley	vs. PHI	02/10/87	20-12-11
C. Oakley	vs. NYK	03/29/87	15-14-10
M. Jordan	vs. NJN	01/02/88	25-10-10
M. Jordan	vs. DET	01/16/88	36-10-10
M. Jordan	vs. LAC	01/03/89	41-10-11
S. Pippen	vs. LAC	01/03/89	15-10-12
M. Jordan	vs. DEN	01/13/89	38-12-11
M. Jordan	vs. DET	01/31/89	21-12-10
M. Jordan	vs. IND	03/13/89	21-14-14
M. Jordan	at SEA	03/25/89	21-12-12
M. Jordan	vs. GSW	03/28/89	33-12-11
M. Jordan	at MIL	03/29/89	32-10-10
M. Jordan	vs. CLE	03/31/89	37-10-10
M. Jordan	vs. NJN	04/02/89	28-14-12
M. Jordan	vs. CHA	04/04/89	33-10-12
M. Jordan	at DET	04/06/89	31-13-10
M. Jordan	at ATL	04/09/89	40-10-12
M. Jordan	at IND	04/13/89	47-11-13
M. Jordan	at NJN	04/14/89	29-10-12
M. Jordan	vs. WAS	04/21/89	34-14-11
M. Jordan	at NYK (PO)	05/09/89	34-10-12
M. Jordan	vs. POR	02/23/90	35-10-10
S. Pippen	vs. MIL (PO)	04/27/90	17-10-13
S. Pippen	at LAC	11/23/90	13-13-12
S. Pippen	vs. IND	12/22/90	16-10-11
S. Pippen	at NYK	04/04/91	20-10-12
S. Pippen	vs. CLE	12/04/91	28-15-10
M. Jordan	vs. CHA	12/06/91	19-11-10
M. Jordan	at ATL	02/21/92	33-10-14
S. Pippen	vs. CHA	04/01/92	18-10-12

PLAYER	OPPONENT	DATE	PTS-REB-AST
S. Pippen	vs. NYK (PO)	05/17/92	17-11-11
S. Pippen	at CLE	11/06/92	22-10-10
S. Pippen	vs. DET	11/11/92	16-12-10
M. Jordan	vs. CLE	12/09/92	28-11-10
M. Jordan	vs. PHI	12/19/92	23-10-10
M. Jordan	at CHA	12/29/92	28-12-11
S. Pippen	at ORL	01/12/93	13-10-10
S. Pippen	at SAS	03/05/93	39-13-10
M. Jordan	at NYK (PO)	06/02/93	29-10-14
S. Pippen	at PHX (PO)	06/11/93	15-12-12
S. Pippen	vs. CHA	12/20/93	22-11-10
S. Pippen	vs. DET	12/23/93	16-10-10
S. Pippen	vs. ORL	01/10/95	26-10-11
T. Kukoc	vs. BOS	03/30/95	14-10-11
S. Pippen	at CLE	11/09/95	18-13-12
S. Pippen	at SAS	11/22/95	15-10-13
D. Rodman	vs. PHI	01/16/96	10-21-10
S. Pippen	at MIA (PO)	05/01/96	22-18-10
M. Jordan+	All-Star Game (CLE)	02/09/97	14-11-11
M. Jordan	vs. TOR	04/14/97	30-11-10
J. Williams	vs. NJN	11/09/02	26-14-13
J. Rose	vs. PHX	02/24/03	21-14-11
K. Hinrich	vs. GSW	02/28/04	11-12-10
C. Duhon	vs. CHA	11/02/05	18-10-12
K. Hinrich	vs. NYK	12/14/07	15-12-14
D. Rose	at MEM	01/17/11	22-12-10
J. Noah	vs. MIL	02/22/12	13-13-10
J. Noah	vs. BOS	12/18/12	11-13-10
J. Noah	vs. PHI	02/28/13	23-21-11**
J. Noah	vs. ATL	02/11/14	19-16-11
J. Noah	vs. NYK	03/02/14	13-12-14
J. Noah	at DET	03/05/14	12-11-11
J. Noah	at MIN	04/09/14	15-13-10
P. Gasol	vs. POR	02/27/16	22-16-14
P. Gasol	vs. MIL	03/07/16	12-17-13
J. Butler	vs. DET	04/02/16	28-17-12
J. Butler	vs. PHI	04/13/16	10-12-10
R. Rondo	vs. CLE	12/02/16	15-10-12
J. Butler	at CLE	02/25/17	18-10-10
J. Butler	@ PHI	04/06/17	19-10-10

** Noah recorded 11 blocks

*Thurmond also had 12 blocks for the only quadruple double in Bulls history.

+ Jordan recorded first ever triple double in an NBA All Star Game.

NOTE: Jordan recorded seven consecutive triple doubles (03/25/89 04/6/89) and 10 in 11 games (03/25/89 04/14/89).

MINUTES

PLAYER	YEAR	MINUTES
Michael Jordan	1984-85	3,144
Derrick Rose	2008-09	3,000
Elton Brand	1999-00	2,999
David Greenwood	1979-80	2,791
Reggie Theus	1978-79	2,753
Kirk Hinrich	2003-04	2,706
Scott May	1976-77	2,369
Tom Boerwinkle	1968-69	2,365
Ron Artest	1999-00	2,238
Trenton Hassell	2001-02	2,237

FIELD GOALS MADE

PLAYER	YEAR	Fgm
Michael Jordan	1984-85	837
Elton Brand	1999-00	630
Derrick Rose	2008-09	574
Reggie Theus	1978-79	537
David Greenwood	1979-80	498
Quintin Dailey	1982-83	470
Ben Gordon	2004-05	434
Scott May	1976-77	431
Erwin Mueller	1966-67	422
Mitchell Wiggins	1983-84	399

FIELD GOALS ATTEMPTED

PLAYER	YEAR	FBA
Michael Jordan	1984-85	1,625
Elton Brand	1999-00	1,306
Derrick Rose	2008-09	1,208
Reggie Theus	1978-79	1,119
Ben Gordon	2004-05	1,056
David Greenwood	1979-80	1,051
Quintin Dailey	1982-83	1,008
Erwin Mueller	1966-67	957
Scott May	1976-77	955
Mitchell Wiggins	1983-84	890

FIELD GOAL % (MIN. 150 FGM)

PLAYER	YEAR	FG%
Charles Oakley	1985-86	.519 (281-541)
Michael Jordan	1984-85	.515 (837-1625)
Orlando Woolridge	1981-82	.513 (202-394)
Stacey King	1989-90	.504 (267-530)
Horace Grant	1987-88	.501 (254-507)
Eddy Curry	2001-02	.501 (189-377)
Clifford Ray	1971-72	.499 (222-445)
Tyson Chandler	2001-02	.497 (151-304)
Taj Gibson	2009-10	.494 (311-629)
WENDELL CARTER JR.	2018-19	.485 (180-371)
B.J. Armstrong	2089-90	.485 (190-392)

3-POINT FIELD GOALS

PLAYER	YEAR	3FGM
LAURI MARKKANEN	17-18	145
Kirk Hinrich	03-04	144
Ben Gordon	04-05	134
Nikola Mirotić	14-15	99
Chris Duhon	04-05	94
DENZEL VALENTINE	16-17	73
Jay Williams	02-03	65
Ron Artest	99-00	60
Trenton Hassell	01-02	60
Tony Snell	13-14	57

3-POINT FIELD GOALS ATTEMPTED

PLAYER	YEAR	3FBA
LAURI MARKKANEN	17-18	401
Kirk Hinrich	03-04	369
Ben Gordon	04-05	331
Nikola Mirotić	14-15	313
Chris Duhon	04-05	265
DENZEL VALENTINE	16-17	208
Jay Williams	02-03	202
Ron Artest	99-00	191
Tony Snell	13-14	178
Trenton Hassell	01-02	165

3-POINT FG % (MIN. 25 3FGM)

PLAYER	YEAR	3FG%
Ben Gordon	04-05	.405 (134-331)
A.J. Guyton	00-01	.391 (27-69)
Kirk Hinrich	03-04	.390 (144-369)
Trenton Hassell	01-02	.364 (60-165)
LAURI MARKKANEN	17-18	.362 (145-401)
Chris Duhon	04-05	.355 (94-265)
DENZEL VALENTINE	16-17	.351 (73-208)
Jamal Crawford	00-01	.350 (41-117)
Paul Zipser	16-17	.333 (33-99)
Khalid El-Amin	00-01	.333 (28-84)

FREE THROWS MADE

PLAYER	YEAR	FTM
Michael Jordan	84-85	630
Elton Brand	99-00	367
David Greenwood	79-80	337
Reggie Theus	78-79	264
Ben Gordon	04-05	233
Nikola Mirotić	14-15	228
Mitchell Wiggins	83-84	213
Rod Higgins	82-83	209
Quintin Dailey	82-83	206
Derrick Rose	08-09	197

FREE THROWS ATTEMPTED

PLAYER	YEAR	FTA
Michael Jordan	84-85	746
Elton Brand	99-00	536
David Greenwood	79-80	416
Reggie Theus	78-79	347
Mitchell Wiggins	83-84	287
Nikola Mirotić	14-15	284
Quintin Dailey	82-83	282
Ron Artest	99-00	279
Ben Gordon	04-05	270
Charles Oakley	85-86	269

FREE THROW % (MIN. 50 FTM)

PLAYER	YEAR	FT%
B.J. Armstrong	89-90	.885 (69-78)
Ben Gordon	04-05	.863 (233-270)
Michael Jordan	84-85	.845 (630-746)
LAURI MARKKANEN	17-18	.843 (140-166)
Scott May	76-77	.828 (188-227)
Kornel David	99-99	.811 (90-111)
David Greenwood	79-80	.810 (337-416)
Kirk Hinrich	03-04	.804 (135-168)
Nikola Mirotić	14-15	.803 (228-284)
WENDELL CARTER JR.	18-19	.795 (89-112)

OFFENSIVE REBOUNDS

PLAYER	YEAR	OFF
Elton Brand	1999-00	348
Charles Oakley	1985-86	255
Taj Gibson	2009-10	226
David Greenwood	1979-80	223
Joakim Noah	2007-08	174
Stacey King	1989-90	169
Michael Jordan	1984-85	167
Rod Higgins	1982-83	159
Brad Sellers	1986-87	155
Horace Grant	1987-88	155

DEFENSIVE REBOUNDS

PLAYER	YEAR	DEF
David Greenwood	79-80	550
Elton Brand	99-00	462
LAURI MARKKANEN	17-18	429
Charles Oakley	85-86	409
Taj Gibson	09-10	385
Michael Jordan	84-85	367
Nikola Mirotić	14-15	341
Andrés Nocioni	04-05	317
Scott May	76-77	296
Horace Grant	87-88	292

ALL-TIME ROOKIE RECORDS

MINUTES

PLAYER	YEAR	MINUTES
Michael Jordan	1984-85	3,144
Derrick Rose	2008-09	3,000
Elton Brand	1999-00	2,999
David Greenwood	1979-80	2,791
Reggie Theus	1978-79	2,753
Kirk Hinrich	2003-04	2,706
Scott May	1976-77	2,369
Tom Boerwinkle	1968-69	2,365
Ron Artest	1999-00	2,238
Trenton Hassell	2001-02	2,237

FIELD GOALS MADE

PLAYER	YEAR	FGM
Michael Jordan	1984-85	837
Elton Brand	1999-00	630
Derrick Rose	2008-09	574
Reggie Theus	1978-79	537
David Greenwood	1979-80	498
Quintin Dailey	1982-83	470
Ben Gordon	2004-05	434
Scott May	1976-77	431
Erwin Mueller	1966-67	422
Mitchell Wiggins	1983-84	399

FIELD GOALS ATTEMPTED

PLAYER	YEAR	FGA
Michael Jordan	1984-85	1,625
Elton Brand	1999-00	1,306
Derrick Rose	2008-09	1,208
Reggie Theus	1978-79	1,119
Ben Gordon	2004-05	1,056
David Greenwood	1979-80	1,051
Quintin Dailey	1982-83	1,008
Erwin Mueller	1966-67	957
Scott May	1976-77	955
Mitchell Wiggins	1983-84	890

FIELD GOAL % (MIN. 150 FGM)

PLAYER	YEAR	FG%
Charles Oakley	1985-86	.519 (281-541)
Michael Jordan	1984-85	.515 (837-1625)
Orlando Woolridge	1981-82	.513 (202-394)
Stacey King	1989-90	.504 (267-530)
Horace Grant	1987-88	.501 (254-507)
Eddy Curry	2001-02	.501 (189-377)
Clifford Ray	1971-72	.499 (222-445)
Tyson Chandler	2001-02	.497 (151-304)
Taj Gibson	2009-10	.494 (311-629)
WENDELL CARTER JR.	2018-19	.485 (180-371)
B.J. Armstrong	2089-90	.485 (190-392)

3-POINT FIELD GOALS

PLAYER	YEAR	3FGM
LAURI MARKKANEN	17-18	145
Kirk Hinrich	03-04	144
Ben Gordon	04-05	134
Nikola Miroćić	14-15	99
Chris Duhon	04-05	94
DENZEL VALENTINE	16-17	73
Jay Williams	02-03	65
Ron Artest	99-00	60
Trenton Hassell	01-02	60
Tony Snell	13-14	57

3-POINT FIELD GOALS ATTEMPTED

PLAYER	YEAR	3FGA
LAURI MARKKANEN	17-18	401
Kirk Hinrich	03-04	369
Ben Gordon	04-05	331
Nikola Miroćić	14-15	313
Chris Duhon	04-05	265
DENZEL VALENTINE	16-17	208
Jay Williams	02-03	202
Ron Artest	99-00	191
Tony Snell	13-14	178
Trenton Hassell	01-02	165

ALL-TIME HEAD COACHES RECORDS

YEAR	HEAD COACH	REGULAR SEASON			PLAYOFFS	
		W-L	PCT.	FINISH	W-L	PCT.
1966-67	John Kerr*	33-48	.407	4th	0-3	.000
1967-68	John Kerr	29-53	.354	4th	1-4	.200
TOTALS		62-101	.380		1-7	.125
1968-69	Dick Motta	33-49	.402	5th	--	--
1969-70	Dick Motta	39-43	.476	3rd	1-4	.200
1970-71	Dick Motta*	51-31	.622	2nd	3-4	.429
1971-72	Dick Motta	57-25	.695	2nd	0-4	.000
1972-73	Dick Motta	51-31	.622	2nd	3-4	.429
1973-74	Dick Motta	54-28	.659	2nd	4-7	.364
1974-75	Dick Motta	47-35	.573	1st	7-6	.538
1975-76	Dick Motta	24-58	.293	4th	--	--
TOTALS		356-300	.543		18-29	.383
1976-77	Ed Badger	44-38	.537	2nd	1-2	.333
1977-78	Ed Badger	40-42	.488	3rd	--	--
TOTALS		84-80	.512		1-2	.333
1978-79	Larry Costello	20-36	.357	--	--	--
TOTALS		20-36	.357			
1978-79	Scotty Robertson (Interim)	11-15	.423	5th	--	--
TOTALS		11-15	.423			
1979-80	Jerry Sloan	30-52	.366	3rd	--	--
1980-81	Jerry Sloan	45-37	.549	2nd	2-4	.333
1981-82	Jerry Sloan	19-32	.373	--	--	--
TOTALS		94-121	.437		2-4	.333
1981-82	Phil Johnson (Interim)	0-1	.000	--	--	--
TOTALS		0-1	.000			
1981-82	Rod Thorn (Interim)	15-15	.500	5th	--	--
TOTALS		15-15	.500			
1982-83	Paul Westhead	28-54	.341	4th	--	--
TOTALS		28-54	.341			
1983-84	Kevin Loughery	27-55	.329	5th	--	--
1984-85	Kevin Loughery	38-44	.463	3rd	1-3	.250
TOTALS		65-99	.396		1-3	.250
1985-86	Stan Albeck	30-52	.366	4th	0-3	.000
TOTALS		30-52	.366		0-3	.000
1986-87	Doug Collins	40-42	.488	5th	0-3	.000
1987-88	Doug Collins	50-32	.610	2nd	4-6	.400
1988-89	Doug Collins	47-35	.573	5th	9-8	.529
TOTALS		137-109	.557		13-17	.433

* Named NBA Coach of the Year

ALL-TIME HEAD COACHES RECORDS

YEAR	HEAD COACH	REGULAR SEASON			PLAYOFFS	
		W-L	PCT.	FINISH	W-L	PCT.
1989-90	Phil Jackson	55-27	.671	2nd	10-6	.625
1990-91	Phil Jackson	61-21	.744	1st	15-2	.882
1991-92	Phil Jackson	67-15	.817	1st	15-7	.682
1992-93	Phil Jackson	57-25	.695	1st	15-4	.789
1993-94	Phil Jackson	55-27	.671	2nd	6-4	.600
1994-95	Phil Jackson	47-35	.573	3rd	5-5	.500
1995-96	Phil Jackson*	72-10	.878	1st	15-3	.833
1996-97	Phil Jackson	69-13	.841	1st	15-4	.789
1997-98	Phil Jackson	62-20	.756	1st	15-6	.714
TOTALS		545-193	.738		111-41	.730
1998-99	Tim Floyd	13-37	.260	8th	---	---
1999-00	Tim Floyd	17-65	.207	8th	---	---
2000-01	Tim Floyd	15-67	.183	8th	---	---
2001-02	Tim Floyd	4-21	.160	---	---	---
TOTALS		49-190	.205			
2001-02	Bill Berry (Interim)	0-2	.000	---	---	---
TOTALS		0-2	.000			
2001-02	Bill Cartwright	17-38	.309	8th	---	---
2002-03	Bill Cartwright	30-52	.366	6th	---	---
2003-04	Bill Cartwright	4-10	.286	-	-	-
TOTALS		51-100	.338			
2003-04	Pete Myers (Interim)	0-2	.000	-	-	-
TOTALS		0-2	.000			
2003-04	Scott Skiles	19-47	.288	8th	-	-
2004-05	Scott Skiles	47-35	.572	2nd	2-4	.333
2005-06	Scott Skiles	41-41	.500	3rd	2-4	.333
2006-07	Scott Skiles	49-33	.598	3rd	6-4	.600
2007-08	Scott Skiles	9-16	.360	-	-	-
TOTALS		165-172	.490		10-12	.455
2007-08	Pete Myers (Interim)	0-1	.000	-	-	-
TOTALS		0-1	.000			
2007-08	Jim Boylan (Interim)	24-32	.429	-	-	-
TOTALS		24-32	.429			
2008-09	Vinny Del Negro	41-41	.500	2nd	3-4	.429
2009-10	Vinny Del Negro	41-41	.500	3rd	1-4	.200
TOTALS		82-82	.500		4-8	.333
2010-11	Tom Thibodeau*	62-20	.756	1st	9-7	.563
2011-12	Tom Thibodeau	50-16	.758	1st	2-4	.333
2012-13	Tom Thibodeau	45-37	.549	2nd	5-7	.417
2013-14	Tom Thibodeau	48-34	.585	2nd	1-4	.200
2014-15	Tom Thibodeau	50-32	.610	2nd	6-6	.500
TOTALS		255-139	.647		23-28	.451
2015-16	Fred Hoiberg	42-40	.512	4th	-	-
2016-17	Fred Hoiberg	41-41	.500	4th	2-4	.333
2017-18	Fred Hoiberg	27-55	.329	5th	-	-
2018-19	Fred Hoiberg	5-19	.208	-	-	-
TOTALS		115-155	.430		2-4	.333
2018-19	Jim Boylen	17-41	.293	4th	-	-
TOTALS		17-41	.293			

* Named NBA Coach of the Year

ALL-TIME NBA RECORD

YEAR	HOME		ROAD		NEUTRAL		TOTAL		FINISH	GB
	W-L	PCT.	W-L	PCT.	W-L	PCT.	W-L	PCT.		
1966-67	17-19	.472	9-17	.346	7-12	.368	33-48	.407	4th	11
1967-68	11-22	.333	12-23	.343	6-8	.429	29-53	.354	4th	27
1968-69	19-21	.475	12-25	.324	2-3	.400	33-49	.402	5th	22
1969-70	23-10	.697	9-25	.265	7-8	.467	39-43	.476	3rd	9
1970-71	30-11	.732	17-19	.472	4-1	.800	51-31	.622	2nd	15
1971-72	29-12	.707	26-12	.684	2-1	.667	57-25	.695	2nd	6
1972-73	29-12	.707	20-19	.513	2-0	1.000	51-31	.622	2nd	9
1973-74	32-9	.780	21-19	.536	1-0	1.000	54-28	.659	2nd	5
1974-75	29-12	.707	18-23	.439	0-0	.000	47-35	.573	1st	-
1975-76	15-26	.366	9-32	.220	0-0	.000	24-58	.293	4th	14
1976-77	31-10	.756	13-28	.317	0-0	.000	44-38	.537	2nd	6
1977-78	29-12	.707	11-30	.268	1-0	1.000	40-42	.488	3rd	8
1978-79	19-22	.463	12-29	.293	0-0	.000	31-51	.378	5th	17
1979-80	21-20	.512	9-32	.220	0-0	.000	30-52	.366	3rd*	19
1980-81	26-15	.604	19-22	.463	0-0	.000	45-37	.549	2nd	15
1981-82	22-19	.537	12-29	.243	0-0	.000	34-48	.415	5th	21
1982-83	18-23	.440	10-31	.240	0-0	.000	28-54	.341	4th	23
1983-84	18-23	.440	9-32	.214	0-0	.000	27-55	.329	5th	23
1984-85	26-15	.634	12-29	.293	0-0	.000	38-44	.463	3rd	21
1985-86	22-19	.537	8-33	.195	0-0	.000	30-52	.366	4th	27
1986-87	29-12	.707	11-30	.268	0-0	.000	40-42	.488	5th	17
1987-88	30-11	.732	20-21	.488	0-0	.000	50-32	.610	2nd	4
1988-89	30-11	.732	17-24	.415	0-0	.000	47-35	.573	5th	16
1989-90	36-5	.878	19-22	.463	0-0	.000	55-27	.671	2nd	4
1990-91	35-6	.854	26-15	.634	0-0	.000	61-21	.744	1st	-
1991-92	36-5	.878	31-10	.756	0-0	.000	67-15	.817	1st	-
1992-93	31-10	.756	26-15	.534	0-0	.000	57-25	.695	1st	-
1993-94	31-10	.756	24-17	.585	0-0	.000	55-27	.671	2nd	2
1994-95	28-13	.683	19-22	.463	0-0	.000	47-35	.573	3rd	5
1995-96	39-2	.951	33-8	.805	0-0	.000	72-10	.878	1st	-
1996-97	39-2	.951	30-11	.732	0-0	.000	69-13	.841	1st	-
1997-98	37-4	.902	25-16	.610	0-0	.000	62-20	.756	1st	-
1998-99	8-17	.320	5-20	.200	0-0	.000	13-37	.260	7th	20
1999-00	12-29	.293	5-36	.122	0-0	.000	17-65	.207	8th	39
2000-01	10-31	.244	5-36	.122	0-0	.000	15-67	.183	8th	37
2001-02	14-27	.341	7-34	.171	0-0	.000	21-61	.256	8th	29
2002-03	27-14	.659	3-38	.073	0-0	.000	30-52	.366	6th	20
2003-04	14-27	.341	9-32	.220	0-0	.000	23-59	.280	8th	38
2004-05	27-14	.659	20-21	.488	0-0	.000	47-35	.573	2nd	7
2005-06	21-20	.512	20-21	.488	0-0	.000	41-41	.500	3rd*	23
2006-07	31-10	.756	18-23	.439	0-0	.000	49-33	.598	3rd	4
2007-08	20-21	.488	13-28	.317	0-0	.000	33-49	.402	4th	26
2008-09	28-13	.683	13-28	.317	0-0	.000	41-41	.500	2nd	25
2009-10	24-17	.585	17-24	.415	0-0	.000	41-41	.500	3rd	20
2010-11	36-5	.878	26-15	.634	0-0	.000	62-20	.756	1st	-
2011-12	26-7	.788	24-9	.727	0-0	.000	50-16	.758	1st	-
2012-13	24-17	.585	21-20	.512	0-0	.000	45-37	.549	2nd	4.5
2013-14	27-14	.659	21-20	.512	0-0	.000	48-34	.585	2nd	8
2014-15	27-14	.659	23-18	.561	0-0	.000	50-32	.610	2nd	3
2015-16	26-15	.634	16-25	.390	0-0	.000	42-40	.512	4th	15
2016-17	25-16	.610	16-25	.390	0-0	.000	41-41	.500	4th	10
2017-18	17-24	.415	10-31	.244	0-0	.000	27-55	.329	5th	23
2018-19	9-32	.220	13-27	.325	0-1	.000	22-60	.268	4th	38
TOTALS	1,320-807 .621		854-1,251 .406		31-34 .477		2,205-2,092 .513			

* Tied

BULLS VS. OPPONENTS IN PRESEASON

TEAM	W-L
Atlanta	9-11
Baltimore	2-3
Boston	5-7
Buffalo	2-0
Charlotte Hornets	3-4
Cleveland	6-8
Cincinnati	4-2
Dallas Chaparrals	1-0
Dallas Mavericks	6-5
Denver	11-5
Detroit	14-14
Houston	0-4
Indiana	22-16
Kansas City	5-4
Kentucky	0-2
Los Angeles Clippers	2-5
Los Angeles Lakers	1-3
Miami	4-0
Memphis	4-4
Milwaukee	23-23
Minnesota	9-9
New York Knicks	5-8
New Jersey Nets	9-1
New Orleans Hornets/Pelicans	4-3
Oklahoma City	15-13
Orlando	0-2
Philadelphia	5-1
Phoenix	4-8
Pittsburgh	0-1
Portland	3-3
Sacramento	7-3
San Antonio	3-1
St. Louis	1-2
Toronto	5-4
Utah	6-
Virginia	0-1
Washington	15-7
TOTALS	219-195

* In 1997, the Bulls participated in and won the McDonald's Championship in Paris, France. They defeated PSG Racing (89-82 on 10/17/97) and Olympiakos (104-78 on 10/18/97); these two games are not included in the 1997-98 or overall preseason records.

** In 2009, the Bulls participated in the EA Sports NBA Europe Live Tour. They defeated the Utah Jazz 102-101 at the O₂ Arena in London, England.

*** In 2013, the Bulls participated in the NBA Global Games. They defeated the Washington Wizards 83-81, at HSBC Arena in Rio de Janeiro, Brazil.

BULLS' ALL-TIME PRESEASON RECORD

YEAR	W-L
1966-67	6-3
1967-68	4-8
1968-69	3-4
1969-70	6-4
1970-71	6-4
1971-72	5-5
1972-73	4-4
1973-74	5-3
1974-75	5-3
1975-76	3-5
1976-77	5-3
1977-78	2-6
1978-79	4-4
1979-80	1-7
1980-81	1-7
1981-82	4-4
1982-83	6-2
1983-84	5-3
1984-85	5-2
1985-86	0-8
1986-87	3-5
1987-88	5-4
1988-89	6-2
1989-90	8-0
1990-91	5-3
1991-92	8-1
1992-93	9-0
1993-94	4-4
1994-95	4-4
1995-96	5-3
1996-97	4-4
1997-98	2-4*
1998-99	0-2
1999-00	2-6
2000-01	3-5
2001-02	3-5
2002-03	3-5
2003-04	4-4
2004-05	3-5
2005-06	3-5
2006-07	6-2
2007-08	4-3
2008-09	4-4
2009-10	6-2**
2010-11	4-4
2011-12	2-0
2012-13	5-2
2013-14	8-0***
2014-15	4-4
2015-16	4-4
2016-17	3-4
2017-18	3-3
2018-19	2-3
TOTALS	219-195

1966-1967

Bob Boozer	F
Don Kojis	F
Len Chapell	C
Guy Rodgers	G
Jerry Sloan	G

1967-1968

Bob Boozer	F
Barry Clemens	F
Erwin Mueller	C
Guy Rodgers	G
Jerry Sloan	G

1968-1969

Bob Boozer	F
Jim Washington	F
Tom Boerwinkle	C
Flynn Robinson	G
Jerry Sloan	G

1969-1970

Bob Kauffman	F
Chet Walker	F
Tom Boerwinkle	C
Clem Haskins	G
Jerry Sloan	G

1970-1971

Bob Love	F
Chet Walker	F
Tom Boerwinkle	C
Jerry Sloan	G
Bob Weiss	G

1971-1972

Bob Love	F
Chet Walker	F
Tom Boerwinkle	C
Jim King	G
Jerry Sloan	G

1972-1973

Bob Love	F
Chet Walker	F
Clifford Ray	C
Jerry Sloan	G
Norm Van Lier	G

1973-1974

Howard Porter	F
Chet Walker	F
Tom Boerwinkle	C
Jerry Sloan	G
Norm Van Lier	G

1974-1975

Matt Guokas	F
Chet Walker	F
Nate Thurmond	C
Rick Adelman	G
Jerry Sloan	G

1975-1976

Bob Love	F
Cliff Pondexter	F
Tom Boerwinkle	C
Jerry Sloan	G
Norm Van Lier	G

1976-1977

Mickey Johnson	F
Bob Love	F
Artis Gilmore	C
John Laskowski	G
Norm Van Lier	G

1977-1978

Mickey Johnson	F
Scott May	F
Artis Gilmore	C
Wilbur Holland	G
Norm Van Lier	G

1978-1979

Mickey Johnson	F
Mark Landsberger	F
Artis Gilmore	C
Wilbur Holland	G
Reggie Theus	G

1979-1980

Scott May	F
David Greenwood	F
Artis Gilmore	C
Ricky Sobers	G
Reggie Theus	G

1980-1981

David Greenwood	F
Larry Kenon	F
Artis Gilmore	C
Reggie Theus	G
Sam Worthen	G

1981-1982

David Greenwood	F
Dwight Jones	F
Artis Gilmore	C
Ronnie Lester	G
Reggie Theus	G

1982-1983

Tracy Jackson	F
Dwight Jones	F
Dave Corzine	C
Ronnie Lester	G
Reggie Theus	G

1983-1984

David Greenwood	F
Orlando Woolridge	F
Dave Corzine	C
Quintin Dailey	G
Ennis Whatley	G

1984-1985

Steve Johnson	F
Orlando Woolridge	F
Caldwell Jones	C
Michael Jordan	G
Ennis Whatley	G

1985-1986

Orlando Woolridge	F
Sidney Green	F
Jawann Oldham	C
Kyle Macy	G
Michael Jordan	G

1986-1987

Earl Cureton	F
Charles Oakley	F
Granville Waiters	C
Steve Colter	G
Michael Jordan	G

1987-1988

Brad Sellers	F
Charles Oakley	F
Artis Gilmore	C
John Paxson	G
Michael Jordan	G

1988-1989

Brad Sellers	F
Horace Grant	F
Bill Cartwright	C
Sam Vincent	G
Michael Jordan	G

1989-1990

Horace Grant	F
Scottie Pippen	F
Bill Cartwright	C
John Paxson	G
Michael Jordan	G

1990-1991

Horace Grant	F
Scottie Pippen	F
Bill Cartwright	C
John Paxson	G
Michael Jordan	G

1991-1992

Horace Grant	F
Scottie Pippen	F
Bill Cartwright	C
John Paxson	G
Michael Jordan	G

1992-1993

Horace Grant	F
Scottie Pippen	F
Bill Cartwright	C
B.J. Armstrong	G
Michael Jordan	G

STARTING LINEUPS IN OPENERS / 1993-2018

1993-1994

Horace Grant	F
Scottie Pippen	F
Bill Cartwright	C
B.J. Armstrong	G
Pete Myers	G

1994-1995

Scottie Pippen	F
Larry Krystkowiak	F
Will Perdue	C
B.J. Armstrong	G
Ron Harper	G

1995-1996

Scottie Pippen	F
Dennis Rodman	F
Bill Wennington	C
Ron Harper	G
Michael Jordan	G

1996-1997

Scottie Pippen	F
Dennis Rodman	F
Luc Longley	C
Ron Harper	G
Michael Jordan	G

1997-1998

Toni Kukoc	F
Jason Caffey	F
Luc Longley	C
Ron Harper	G
Michael Jordan	G

1998-1999

Toni Kukoc	F
Mark Bryant	F
Andrew Lang	C
Ron Harper	G
Brent Barry	G

1999-2000

Toni Kukoc	F
Elton Brand	F
Dickey Simpkins	C
Randy Brown	G
Hersey Hawkins	G

2000-2001

Ron Artest	F
Elton Brand	F
Michael Ruffin	C
Khalid El-Amin	G
Ron Mercer	G

2001-2002

Ron Mercer	F
Charles Oakley	F
Brad Miller	C
Greg Anthony	G
Fred Hoiberg	G

2002-2003

Jalen Rose	F
Tyson Chandler	F
Eddy Curry	C
Jay Williams	G
Trenton Hassell	G

2003-2004

Scottie Pippen	F
Lonny Baxter	F
Eddy Curry	C
Jamal Crawford	G
Jalen Rose	G

2004-2005

Andrés Nocioni	F
Othella Harrington	F
Tyson Chandler	C
Ben Gordon	G
Kirk Hinrich	G

2005-2006

Andrés Nocioni	F
Darius Songaila	F
Tyson Chandler	C
Chris Duhon	G
Kirk Hinrich	G

2006-2007

Luol Deng	F
P.J. Brown	F
Ben Wallace	C
Ben Gordon	G
Kirk Hinrich	G

2007-2008

Luol Deng	F
Tyrus Thomas	F
Ben Wallace	C
Ben Gordon	G
Kirk Hinrich	G

2008-2009

Luol Deng	F
Tyrus Thomas	F
Drew Gooden	C
Thabo Sefolosha	G
Derrick Rose	G

2009-2010

Luol Deng	F
Tyrus Thomas	F
Joakim Noah	C
John Salmons	G
Derrick Rose	G

2010-2011

Luol Deng	F
Taj Gibson	F
Joakim Noah	C
Keith Bogans	G
Derrick Rose	G

2011-2012

Luol Deng	F
Carlos Boozer	F
Joakim Noah	C
Richard Hamilton	G
Derrick Rose	G

2012-2013

Luol Deng	F
Carlos Boozer	F
Joakim Noah	C
Richard Hamilton	G
Kirk Hinrich	G

2013-2014

Luol Deng	F
Carlos Boozer	F
Joakim Noah	C
Jimmy Butler	G
Derrick Rose	G

2014-2015

Mike Dunleavy	F
Pau Gasol	F
Joakim Noah	C
Kirk Hinrich	G
Derrick Rose	G

2015-2016

Tony Snell	F
Nikola Mirotić	F
Pau Gasol	C
Jimmy Butler	G
Derrick Rose	G

2016-2017

Jimmy Butler	F
Taj Gibson	F
Robin Lopez	C
Dwyane Wade	G
Rajon Rondo	G

2017-2018

Paul Zipser	F
Lauri Markkanen	F
Robin Lopez	C
Justin Holiday	G
Jerian Grant	G

2018-2019

Justin Holiday	F
Bobby Portis	F
Wendell Carter Jr.	C
Zach LaVine	G
Cameron Payne	G

MOST STARTS

Michael Jordan	12
Jerry Sloan	10

MOST STARTS IN A ROW

Jerry Sloan	10
-------------	----

NAISMITH MEMORIAL HALL OF FAME

Michael Jordan, September 2009
 Scottie Pippen, August 2010
 Dennis Rodman, August 2011
 Artis Gilmore, August 2011
 Tex Winter, August 2011
 Chet Walker, September 2012
 Jerry Reinsdorf, September 2016

JOHN BUNN LIFETIME ACHIEVEMENT AWARD

Johnny "Red" Kerr, September 2009
 Pat Williams, September 2012

NBA EXECUTIVE OF THE YEAR

Jerry Krause, 1987-88, 1995-96
GAR FORMAN, 2010-11

NBA COACH OF THE YEAR

John Kerr, 1966-67
 Dick Motta, 1970-71
 Phil Jackson, 1995-96
 Tom Thibodeau, 2010-11

NBA MOST VALUABLE PLAYER

Michael Jordan, 1987-88, 1990-91, 1991-92, 1995-96, 1997-98
 Derrick Rose, 2010-11

NBA FINALS MVP

Michael Jordan, 1991, 1992, 1993, 1996, 1997, 1998

NBA ALL-STAR GAME MVP

Michael Jordan, 1988, 1996, 1998
 Scottie Pippen, 1994

NBA ROOKIE OF THE YEAR

Michael Jordan, 1984-85
 Elton Brand, 1999-00
 Derrick Rose, 2008-09

NBA DEFENSIVE PLAYER OF THE YEAR

Michael Jordan, 1987-88
 Joakim Noah, 2013-14

NBA SIXTH MAN AWARD

Toni Kukoc, 1995-96
 Ben Gordon, 2004-05

NBA MOST IMPROVED PLAYER

Jimmy Butler, 2014-15

NBA SPORTSMANSHIP AWARD

Luol Deng, 2006-07

J. WALTER KENNEDY CITIZENSHIP AWARD

Joakim Noah, 2014-15

IBM AWARD

Michael Jordan, 1988-89

MAGIC JOHNSON AWARD

Pau Gasol, 2014-15

ALL-NBA TEAM

Bob Love, 2nd: 1970-71, 1971-72
 Norm Van Lier, 2nd: 1973-74
 Michael Jordan, 1st: 1986-87, 1987-88, 1988-89, 1989-90, 1990-91, 1991-92, 1992-93, 1995-96, 1996-97, 1997-98; 2nd: 1984-85
 Scottie Pippen, 1st: 1993-94, 1994-95, 1995-96; 2nd: 1991-92, 1996-97; 3rd: 1992-93, 1997-98
 Derrick Rose, 1st: 2010-11
 Joakim Noah, 1st: 2013-14
 Pau Gasol, 2nd: 2014-15

NBA ALL-STAR TEAM

Guy Rodgers, 1967
 Jerry Sloan, 1967, 1969
 Bob Boozer, 1968
 Chet Walker, 1970, 1971, 1973, 1974
 Bob Love, 1971, 1972, 1973
 Norm Van Lier, 1974, 1976, 1977
 Artis Gilmore, 1978, 1979, 1981, 1982
 Reggie Theus, 1981, 1983
 Michael Jordan, 1985, 1986, 1987, 1988*, 1989, 1990, 1991, 1992, 1993, 1996*, 1997, 1998*
 Scottie Pippen, 1990, 1992, 1993, 1994*, 1995, 1996, 1997
 B.J. Armstrong, 1994
 Horace Grant, 1994
 Derrick Rose, 2010, 2011, 2012
 Luol Deng, 2012, 2013
 Joakim Noah, 2013, 2014
 Pau Gasol, 2015, 2016
 Jimmy Butler, 2015, 2016, 2017
 * Named MVP of All-Star Game

NBA ALL-DEFENSIVE TEAM

Jerry Sloan, 1st: 1968-69, 1971-72, 1973-74, 1974-75; 2nd: 1969-70, 1970-71
 Bob Love, 2nd: 1971-72, 1973-74, 1974-75
 Norm Van Lier, 1st: 1973-74, 1975-76, 1976-77; 2nd: 1972-73, 1974-75, 1977-78
 Artis Gilmore, 2nd: 1977-78
 Michael Jordan, 1st: 1987-88, 1988-89, 1989-90, 1990-91, 1991-92, 1992-93, 1995-96, 1996-97, 1997-98
 Scottie Pippen, 1st: 1991-92, 1992-93, 1993-94, 1994-95, 1995-96, 1996-97, 1997-98; 2nd: 1990-91
 Horace Grant, 2nd: 1992-93, 1993-94
 Dennis Rodman, 1st: 1995-96
 Kirk Hinrich, 2nd: 2006-07
 Ben Wallace, 2nd: 2006-07
 Joakim Noah, 2nd: 2010-11, 1st: 2012-13, 2013-14
 Luol Deng, 2nd: 2011-12
 Jimmy Butler, 2nd: 2013-14
 Jimmy Butler, 2nd: 2014-15
 Jimmy Butler, 2nd: 2015-16

NBA ALL-ROOKIE TEAM

Erwin Mueller, 1966-67 (1st)	Ron Artest, 1999-00 (2nd)
Clifford Ray, 1971-72 (1st)	Marcus Fizer, 2000-01 (2nd)
Scott May, 1976-77 (1st)	Jay Williams, 2002-03 (2nd)
Reggie Theus, 1978-79 (1st)	Kirk Hinrich, 2003-04 (1st)
David Greenwood, 1979-80 (1st)	Luol Deng, 2004-05 (1st)
Quintin Dailey, 1982-83 (1st)	Ben Gordon, 2004-05 (1st)
Michael Jordan, 1984-85 (1st)	Tyrus Thomas, 2006-07 (2nd)
Charles Oakley, 1985-86 (1st)	Derrick Rose, 2008-09 (1st)
Stacey King, 1989-90 (2nd)	Taj Gibson, 2009-10 (1st)
Toni Kukoc, 1993-94 (2nd)	Nikola Mirotic, 2014-15 (1st)
Elton Brand, 1999-00 (1st)	LAURI MARKKANEN, 2017-18 (1ST)

INDIVIDUAL HONORS

COACH OF THE MONTH AWARD

SEASON	COACH	DATE AWARDED
1987-88	Doug Collins	November, 1987
1991-92	Phil Jackson	January, 1992
1993-94	Phil Jackson	January, 1994
1995-96	Phil Jackson	January, 1996
1995-96	Phil Jackson	April, 1996
2004-05	Scott Skiles	January, 2005
2005-06	Scott Skiles	April, 2006
2010-11	Tom Thibodeau	January, 2011
2010-11	Tom Thibodeau	March, 2011
2010-11	Tom Thibodeau	April, 2011
2011-12	Tom Thibodeau	Dec./Jan, 2012
2011-12	Tom Thibodeau	March, 2012
2012-13	Tom Thibodeau	January, 2013

PLAYER OF THE MONTH AWARD

SEASON	PLAYER	DATE AWARDED
1986-87	Michael Jordan	November, 1986
1986-87	Michael Jordan	February, 1987
1987-88	Michael Jordan	November, 1987
1987-88	Michael Jordan	January, 1988
1988-89	Michael Jordan	December, 1988
1988-89	Michael Jordan	March, 1989
1989-90	Michael Jordan	December, 1989
1989-90	Michael Jordan	March, 1990
1990-91	Michael Jordan	March, 1991
1990-91	Michael Jordan	April, 1991
1991-92	Michael Jordan	March, 1992
1992-93	Michael Jordan	November, 1992
1993-94	Scottie Pippen	April, 1994
1995-96	Scottie Pippen	December, 1995
1995-96	Michael Jordan	January, 1996
1996-97	Michael Jordan	November, 1996
1997-98	Michael Jordan	December, 1997
1997-98	Michael Jordan	March, 1998
2009-10	Derrick Rose	April, 2010
2010-11	Derrick Rose	March, 2011
2014-15	Jimmy Butler	October/November, 2014

ROOKIE OF THE MONTH AWARD

SEASON	PLAYER	DATE AWARDED
1984-85	Michael Jordan	November, 1984
1984-85	Michael Jordan	January, 1985
1984-85	Michael Jordan	March, 1985
1985-86	Charles Oakley	February, 1986
1999-2000	Elton Brand	January, 2000
1999-2000	Elton Brand	February, 2000
1999-2000	Elton Brand	April, 2000
2001-02	Trenton Hassell	February, 2002
2002-03	Jay Williams	December, 2002
2004-05	Ben Gordon	January, 2005
2004-05	Ben Gordon	February, 2005
2004-05	Ben Gordon	March, 2005
2008-09	Derrick Rose	November, 2008
2008-09	Derrick Rose	December, 2008
2008-09	Derrick Rose	March, 2009
2014-15	Nikola Mirotić	December, 2014
2014-15	Nikola Mirotić	March, 2014

PLAYER OF THE WEEK AWARD

SEASON	PLAYER	DATE AWARDED
1980-81	Artis Gilmore	Nov. 23, 1980
1981-82	Artis Gilmore	Dec. 13, 1981
1982-83	Reggie Theus	Nov. 7, 1982
1984-85	Orlando Woolridge	Dec. 9, 1984
1984-85	Michael Jordan	Jan. 20, 1985
1986-87	Michael Jordan	Nov. 9, 1986
1986-87	Michael Jordan	March 1, 1987
1986-87	Michael Jordan	April 12, 1987
1987-88	Michael Jordan	January 24, 1988
1987-88	Michael Jordan	March 27, 1988
1987-88	Michael Jordan	April 3, 1988
1988-89	Michael Jordan	Nov. 20, 1988
1988-89	Michael Jordan	Jan. 15, 1989
1988-89	Michael Jordan	March 26, 1989
1988-89	Michael Jordan	April 2, 1989
1989-90	Michael Jordan	Dec. 10, 1989
1989-90	Michael Jordan	April 1, 1990
1990-91	Michael Jordan	Dec. 2, 1990
1990-91	Michael Jordan	Dec. 25, 1990
1991-92	Scottie Pippen	Dec. 29, 1991
1991-92	Michael Jordan	Jan. 12, 1992
1992-93	Michael Jordan	Nov. 22, 1992
1993-94	Scottie Pippen	Dec. 26, 1993
1993-94	Scottie Pippen	April 17, 1994
1995-96	Scottie Pippen	Dec. 17, 1995
1995-96	Michael Jordan	Dec. 24, 1995
1995-96	Michael Jordan	Jan. 21, 1996
1995-96	Michael Jordan	March 10, 1996
1996-97	Scottie Pippen	Feb. 23, 1997
1997-98	Michael Jordan	Nov. 23, 1997
1997-98	Michael Jordan	Dec. 21, 1997
1997-98	Michael Jordan	April 5, 1998
2005-06	Ben Gordon	April 16, 2006
2006-07	Ben Gordon	Jan. 28, 2007
2006-07	Ben Gordon	April 15, 2007
2008-09	Ben Gordon	April 13, 2009
2009-10	Derrick Rose	Jan. 4, 2010
2010-11	Derrick Rose	Nov. 15, 2010
2010-11	Derrick Rose	Jan. 17, 2011
2011-12	Derrick Rose	Jan. 16, 2012
2011-12	Derrick Rose	Mar. 4, 2012
2012-13	Carlos Boozer	Jan. 21, 2013
2012-13	Nate Robinson	Feb. 4, 2013
2014-15	Jimmy Butler	Dec. 29, 2014
2016-17	Jimmy Butler	Nov. 21, 2016
2016-17	Jimmy Butler	Jan. 9, 2017
2016-17	Jimmy Butler	April 3, 2017

ATTENDANCE HISTORY / TOP HOME CROWDS

HOME ATTENDANCE TOTALS FOR THE BULLS' 53 YEARS IN THE NBA

YEAR	TOTAL ATTENDANCE	AVERAGE PER GAME	YEAR	TOTAL ATTENDANCE	AVERAGE PER GAME
1966-67	171,793	4,772	1993-94	759,816	18,532
1967-68	131,165	3,975	1994-95	926,278	22,592
1968-69	151,608	3,790	1995-96	969,149	23,638
1969-70	331,668	10,050	1996-97	978,453	23,865
1970-71	414,857	10,118	1997-98	983,517	23,988*
1971-72	435,282	10,617	1998-99	560,012	22,400*
1972-73	424,944	10,365	1999-00	907,064	22,124*
1973-74	334,183	8,151	2000-01	888,654	21,674
1974-75	438,860	10,704	2001-02	776,311	18,934
1975-76	258,406	6,303	2002-03	804,303	19,617
1976-77	476,636	11,625	2003-04	809,177	19,736
1977-78	548,844	13,386	2004-05	828,384	20,204
1978-79	368,968	8,999	2005-06	868,720	21,188
1979-80	363,605	8,868	2006-07	912,364	22,253*
1980-81	389,718	9,505	2007-08	901,502	21,988
1981-82	369,611	9,015	2008-09	868,667	21,187
1982-83	301,050	7,343	2009-10	849,760	20,726*
1983-84	260,950	6,365	2010-11	893,462	21,792*
1984-85	487,370	11,887	2011-12	731,326	22,161*
1985-86	469,226	11,445	2012-13	896,944	21,877*
1986-87	650,718	15,871	2013-14	890,370	21,716*
1987-88	740,482	18,061	2014-15	896,525	21,866*
1988-89	736,964	17,975	2015-16	894,659	21,821*
1989-90	754,564	18,404	2016-17	888,882	21,680*
1990-91	757,745	18,482	2017-18	851,824	20,776*
1991-92	759,969	18,536	2018-19	823,475	20,085
1992-93	759,656	18,528	TOTALS (53)	34,990,440	16,358

* Led the NBA in attendance

TOP HOME CROWDS IN BULLS' HISTORY

ATTENDANCE	TEAM	DATE
24,544	Utah (PO)	June 13, 1997
24,544	Utah (PO)	June 4, 1997
24,544	Utah (PO)	June 1, 1997
24,544	Miami (PO)	May 28, 1997
24,544	Miami (PO)	May 22, 1997
24,544	Miami (PO)	May 20, 1997
24,544	Atlanta (PO)	May 13, 1997
24,544	Atlanta (PO)	May 8, 1997
24,544	Seattle (PO)	June 16, 1996
24,544	Seattle (PO)	June 7, 1996
24,544	Seattle (PO)	June 5, 1996
24,411	Orlando (PO)	May 19, 1996
24,397	Atlanta (PO)	May 6, 1997
24,396	New York (PO)	May 14, 1996
24,395	Orlando (PO)	May 21, 1996
24,394	New York (PO)	May 5, 1996
24,361	Utah	Jan. 25, 1998
24,358	Orlando (PO)	May 14, 1995
24,328	New York (PO)	TMay 7, 1996
24,322	Orlando (PO)	May 18, 1995
24,281	Orlando (PO)	May 12, 1995
24,267	Washington (PO)	April 27, 1997
24,247	Orlando	March 24, 1995
24,221	Charlotte (PO)	May 4, 1995
24,209	Houston	Jan. 18, 1998

(PO) - Playoffs

BULLS RECORD IN ALL-TIME HOME OPENERS

TOTAL	ATTENDANCE
29-24	851,420 (AVG. 16,065)

ATTENDANCE HIGHS & LOWS

ATTENDANCE HIGHS & LOWS

(THE FOLLOWING REFLECTS THE LARGEST AND SMALLEST HOME CROWDS AGAINST EACH BULLS OPPONENT SINCE THE CLUB WAS ORGANIZED.)

TEAM	LARGEST	DATE	SMALLEST	DATE
Atlanta	24,207	02/13/98	1,105	12/17/68
Baltimore	13,747	03/20/70	1,388	01/01/68
Boston	23,944	03/23/98	2,742	01/02/68
Brooklyn	23,916	03/29/97	5,116	02/02/82
Buffalo	15,796	04/05/77	4,882	12/09/72
Capital	5,201	01/30/74	3,124	10/19/73
Charlotte Bobcats	22,074	04/02/05	19,251	11/02/05
Charlotte Hornets	23,967	01/21/98	9,544	02/13/02
Cincinnati	15,130	02/06/72	2,617	12/26/68
Cleveland	23,955	04/04/97	3,518	03/20/84
Dallas	23,854	03/25/97	7,836	01/23/81
Denver	23,874	02/18/97	4,913	01/26/84
Detroit	24,139	02/15/98	1,357	12/10/68
Golden State	23,917	02/22/97	5,089	02/11/84
Houston	24,209	01/18/98	3,617	10/26/73
Indiana	24,131	02/17/98	4,132	02/15/83
Kansas City	18,129	03/18/77	3,396	04/12/83
L.A. Clippers	23,904	12/23/97	7,626	03/08/85
L.A. Lakers	24,192	12/17/97	1,077	01/29/67
Memphis	22,763	01/01/12	16,237	12/26/01
Miami	24,182	12/25/97	15,058	01/22/02
Milwaukee	24,041	12/05/97	1,006	12/19/68
Minnesota	23,985	04/03/98	15,109	11/11/94
N.O. Jazz	13,286	11/29/77	4,023	01/06/76
N.O. Hornets	22,217	03/18/05	16,823	12/03/02
N.O. Pelicans	21,615	12/02/13	21,254	11/04/17
N.Y. Knicks	24,182	04/18/98	1,815	01/07/69
N.Y. Nets	5,266	01/04/77	5,126	02/15/77
Oklahoma City	22,261	03/17/14	18,838	01/04/10
Orlando	24,247	03/24/95	13,023	12/05/01
Philadelphia	24,196	11/01/97	1,412	12/05/68
Phoenix	23,927	01/28/96	3,107	01/04/69
Portland	23,841	02/24/97	4,815	01/20/74
Sacramento	23,914	02/28/98	8,823	12/14/85
San Antonio	23,868	11/03/97	5,193	02/08/77
San Diego Rockets	16,282	11/28/69	1,157	12/03/68
San Diego Clippers	12,412	10/20/78	4,748	02/14/84
San Francisco	12,080	11/17/70	1,149	10/19/67
Seattle	24,112	01/13/98	891	11/07/68
St. Louis	4,389	01/25/86	1,926	03/14/67
Washington	23,969	04/07/98	3,962	12/23/83
Utah	24,361	01/25/98	4,322	02/21/84
Toronto	23,913	01/25/97	16,111	12/18/02
Vancouver	24,023	03/20/98	19,193	11/30/95

BULLS AS DIVISION WINNERS

SEASON	DIVISION	W	L
1974-75	Midwest	47	35
1990-91	Central	61	21
1991-92	Central	67	15
1992-93	Central	57	25
1995-96	Central	72	10
1996-97	Central	69	13
1997-98	Central	62	20
2010-11	Central	62	20
2011-12	Central	50	16

BULLS AS NBA CHAMPIONS

SEASON	COACH	LOSING TEAM	SERIES
1990-91	Phil Jackson	L.A. Lakers	4-1
1991-92	Phil Jackson	Portland	4-2
1992-93	Phil Jackson	Phoenix	4-2
1995-96	Phil Jackson	Seattle	4-2
1996-97	Phil Jackson	Utah	4-2
1997-98	Phil Jackson	Utah	4-2

SHORTEST GAME

1:42	CHI 105 vs. HOU 91	12/02/78
------	--------------------	----------

LONGEST GAME REGULATION

2:49	CHI 93 at NYK 97	03/09/97
2:48	CHI 107 vs. DET 102	02/10/09 (Johnny "Red" Kerr Night)
2:41	CHI 93 at MIA 97	01/29/12
2:41	CHI 116 at PHX 103	02/11/07

LONGEST GAME OVERTIME

3:35	CHI 168 at ATL 161 (4OT)	03/01/19
3:24	CHI 156 at POR 155 (4OT)	03/16/84
3:24	CHI 144 vs. DET 148 (4OT)	12/18/15

GAMES WITH 3+ OVERTIMES

DATE	OPPONENT	BULLS-OPP
03/21/80 (3OT)	DEN	128-134
03/16/84 (4OT)	at POR	156-155
02/22/86 (3OT)	SEA	129-125
02/03/92 (3OT)	at UTA	123-126
06/13/93 (3OT)	PHX (PO)	121-129
01/09/01 (3OT)	at CHA	95-102
04/30/09 (3OT)	BOS (PO)	128-127
12/02/13 (3OT)	NOP	128-131
01/15/14 (3OT)	at ORL	128-125
12/18/15 (4OT)	DET	144-147
03/01/19 (4OT)	at ATL	168-161

CHICAGO GAMES CANCELED

	OPPONENT	LOCATION	REASON	REPLAYED
01/26/67	DET	DET	Snow	03/15/67
01/20/78	CLE	CHI	Snow	02/20/67
01/27/78	WAS	CHI	Snow	03/16/78
01/16/79	PHI	CHI	Snow	02/01/79
02/20/86	POR	CHI	Fog	02/21/86
01/12/00	CHA	CHA	Death of Bobby Phillips	03/05/00
12/26/12	IND	IND	Snow	02/04/13

MOST CONSECUTIVE FREE THROWS MADE BY A PLAYER IN A GAME

ATTEMPTS	MADE	PLAYER	GAME	LOCATION	DATE
23	23	Dominique Wilkins	CHI vs. ATL	ATL	12/08/92
22	21	Jimmy Butler	CHA vs. CHI	CHI	01/02/17
19	19	Adrian Dantley	CHI vs. DET	DET (OT)	12/15/87
17	17	Adrian Dantley	UTA vs. CHI	UTA	02/05/80
16	16	Chet Walker	DET vs. CHI	CHI (OT)	02/19/71
16	16	Reggie Theus	SDC vs. CHI	CHI	01/04/80
16	16	Moses Malone	PHI vs. CHI	CHI	02/25/86
15	15	Quintin Dailey	CHI vs. ATL	ATL	02/01/84
15	15	Michael Jordan	NJN vs. CHI	CHI	01/10/87

FIVE BULLS WITH 20 OR MORE POINTS IN A GAME

01/08/70	vs. PHX	Bob Love (34)
		Clem Haskins (24)
		Bob Weiss (24)
		Tom Boerwinkle (22)
		Chet Walker (21)

THREE BULLS WITH 30 OR MORE POINTS IN A GAME

12/12/96	vs. LAL	Scottie Pippen (35)
		Toni Kukoc (31)
		Michael Jordan (30)
12/18/15	vs. DET	Jimmy Butler (43)
		Derrick Rose (34)
		Pau Gasol (30)

TWO BULLS WITH 40 OR MORE POINTS IN A GAME

02/18/96	at IND	Michael Jordan (44)
		Scottie Pippen (40)

MOST CONSECUTIVE GAMES IN CHICAGO UNIFORM

446	B.J. Armstrong	02/08/90 at DEN - 04/23/95 at MIL
-----	----------------	-----------------------------------

LARGEST COMEBACKS TO WIN A GAME

02/23/73	vs. NYK	26 points
Trailed 31-57 (0:33 in 2nd quarter)		Won 84-83
11/02/05	vs. CHA	25 points
Trailed 45-70 (8:38 in 3rd quarter)		Won 109-105 (OT)
01/14/16	at PHI	24 points
Trailed 26-50 (6:22 in 3rd quarter)		Won 115-111 (OT)
04/13/16	vs. PHI	24 points
Trailed 18-42 (9:27 in 2nd quarter)		Won 115-105

LARGEST LEAD LOST

35 points	vs. SAC	12/21/09
Led 79-44 (8:50 in 3rd quarter)		Lost 98-102

SERVING CHICAGOLAND SINCE 1923

LARRY ROESCH

CHRYSLER JEEP DODGE RAM

"YOUR BEST SHOT FOR A GREAT DEAL ON A NEW CAR"



DODGE



RAM



Jeep

**200 W. GRAND AVE, IN ELMHURST
630-834-8000 | WWW.ROESCHCARS.COM**

LEADER

AUTOMOTIVE GROUP



\$25^{off}

Service Labor

No purchase/lease necessary. Valid to past/present sale or service customers, verified via customer database, on labor performed as part of vehicle service \$100 or more. Prior sales exclude. Cannot be combined with any other offer. See dealer for details.

**We'll Buy Your Car
Even If You Don't
Buy Ours**

Shop Online @ LeaderAuto.com



PLAYOFFS

ALL-TIME PLAYOFF RESULTS / 1966-1988

1966-1967

WESTERN DIVISION SEMIFINALS (0-3)

03/21/67	St. Louis 114 - Chicago 110	A	4,704
03/23/67	St. Louis 113 - Chicago 107 (Coliseum)	H	3,739
03/25/67	St. Louis 119 - Chicago 106	A	7,018

1967-1968

WESTERN DIVISION SEMIFINALS (1-4)

03/24/68	L.A. Lakers 109 - Chicago 101	A	7,352
03/25/68	L.A. Lakers 111 - Chicago 106	A	8,158
03/27/68	Chicago 104 - L.A. Lakers 98	H	3,456
03/29/68	L.A. Lakers 93 - Chicago 87	H	5,678
03/31/68	L.A. Lakers 122 - Chicago 99	A	12,108

1969-1970

WESTERN DIVISION SEMIFINALS (1-4)

03/25/70	Atlanta 129 - Chicago 111	A	6,427
03/28/70	Atlanta 124 - Chicago 104	A	7,195
03/31/70	Atlanta 106 - Chicago 101	H	8,898
04/03/70	Chicago 131 - Atlanta 120	H	7,584
04/05/70	Atlanta 113 - Chicago 107	A	4,996

1970-1971

WESTERN CONFERENCE SEMIFINALS (3-4)

03/24/71	L.A. Lakers 100 - Chicago 99	A	10,726
03/26/71	L.A. Lakers 105 - Chicago 95	A	13,469
03/28/71	Chicago 106 - L.A. Lakers 98	H	10,101
03/30/71	Chicago 112 - L.A. Lakers 102	H	18,650
04/01/71	L.A. Lakers 115 - Chicago 89	A	13,935
04/04/71	Chicago 113 - L.A. Lakers 99	H	14,211
04/06/71	L.A. Lakers 109 - Chicago 98	A	17,505

1971-1972

WESTERN CONFERENCE SEMIFINALS (0-4)

03/28/72	L.A. Lakers 95 - Chicago 80	A	17,505
03/30/72	L.A. Lakers 131 - Chicago 124	A	17,505
04/02/72	L.A. Lakers 108 - Chicago 101	H	17,805
04/04/72	L.A. Lakers 108 - Chicago 97	H	18,847

1972-1973

WESTERN CONFERENCE SEMIFINALS (3-4)

03/30/73	L.A. Lakers 107 - Chicago 104	A	16,341
04/01/73	L.A. Lakers 108 - Chicago 93	A	17,316
04/06/73	Chicago 96 - L.A. Lakers 86	H	14,606
04/08/73	Chicago 98 - L.A. Lakers 94	H	14,181
04/10/73	L.A. Lakers 123 - Chicago 102	A	17,505
04/13/73	Chicago 101 - L.A. Lakers 93	H	18,096
04/15/73	L.A. Lakers 95 - Chicago 92	A	17,505

1973-1974

WESTERN CONFERENCE SEMIFINALS (4-3)

03/30/74	Detroit 97 - Chicago 88	H	10,711
04/01/74	Chicago 108 - Detroit 103	A	11,499
04/05/74	Chicago 84 - Detroit 83	H	17,634
04/07/74	Detroit 102 - Chicago 87	A	11,287
04/09/74	Chicago 98 - Detroit 94	H	14,236
04/11/74	Detroit 92 - Chicago 88	A	11,134
04/13/74	Chicago 96 - Detroit 94	H	13,333

WESTERN CONFERENCE FINALS (0-4)

04/16/74	Milwaukee 101 - Chicago 85	A	10,938
04/18/74	Milwaukee 113 - Chicago 111	H	17,787
04/20/74	Milwaukee 113 - Chicago 90	A	10,938
04/22/74	Milwaukee 115 - Chicago 99	H	12,762

1974-1975

WESTERN CONFERENCE SEMIFINALS (4-2)

04/09/75	Chicago 95 - KC-Omaha 89	H	15,433
04/13/75	KC-Omaha 102 - Chicago 95	A	11,378
04/16/75	Chicago 93 - KC-Omaha 90	H	18,347
04/18/75	KC-Omaha 104 - Chicago 100 (OT)	A	14,945
04/20/75	Chicago 104 - KC-Omaha 77	H	16,247
04/23/75	Chicago 101 - KC-Omaha 89	A	12,445

WESTERN CONFERENCE FINALS (3-4)

04/27/75	Golden State 107 - Chicago 89	A	12,787
04/30/75	Chicago 90 - Golden State 89	H	18,533
05/04/75	Chicago 108 - Golden State 101	H	19,128
05/06/75	Golden State 111 - Chicago 106	A	12,787
05/08/75	Chicago 89 - Golden State 79	A	12,787
05/11/75	Golden State 86 - Chicago 72	H	19,594
05/14/75	Golden State 83 - Chicago 79	A	12,787

1976-1977

WESTERN CONFERENCE FIRST ROUND (1-2)

04/12/77	Portland 96 - Chicago 83	A	12,774
04/15/77	Chicago 107 - Portland 104	H	20,000
04/17/77	Portland 106 - Chicago 98	A	12,520

1980-1981

EASTERN CONFERENCE FIRST ROUND (2-0)

03/31/81	Chicago 90 - New York 80	A	14,822
04/03/81	Chicago 115 - New York 114 (OT)	H	19,901

EASTERN CONFERENCE SEMIFINALS (0-4)

04/05/81	Boston 121 - Chicago 109	A	15,320
04/07/81	Boston 106 - Chicago 97	A	15,320
04/10/81	Boston 113 - Chicago 107	H	19,995
04/12/81	Boston 109 - Chicago 103	H	18,249

1984-1985

EASTERN CONFERENCE FIRST ROUND (1-3)

04/19/85	Milwaukee 109 - Chicago 100	A	11,052
04/21/85	Milwaukee 122 - Chicago 115	A	11,052
04/24/85	Chicago 109 - Milwaukee 107	H	17,225
04/26/85	Milwaukee 105 - Chicago 97	H	17,787

1985-1986

EASTERN CONFERENCE FIRST ROUND (0-3)

04/17/86	Boston 123 - Chicago 104	A	14,890
04/20/86	Boston 135 - Chicago 131 (2 OT)	A	14,890
04/22/86	Boston 122 - Chicago 104	H	18,968

1986-1987

EASTERN CONFERENCE FIRST ROUND (0-3)

04/23/87	Boston 108 - Chicago 104	A	14,890
04/26/87	Boston 105 - Chicago 96	A	14,890
04/28/87	Boston 105 - Chicago 94	H	18,122

1987-1988

EASTERN CONFERENCE FIRST ROUND (3-2)

04/28/88	Chicago 104 - Cleveland 93	H	18,676
05/01/88	Chicago 106 - Cleveland 101	H	18,645
05/03/88	Cleveland 110 - Chicago 102	A	20,068
05/05/88	Cleveland 97 - Chicago 91	A	20,026
05/08/88	Chicago 107 - Cleveland 101	H	18,008

EASTERN CONFERENCE SEMIFINALS (1-4)

05/10/88	Detroit 93 - Chicago 82	A	18,312
05/12/88	Chicago 105 - Detroit 95	A	20,281
05/14/88	Detroit 101 - Chicago 79	H	18,676
05/15/88	Detroit 96 - Chicago 77	H	18,676
05/18/88	Detroit 102 - Chicago 95	A	21,371

1988-1989

EASTERN CONFERENCE FIRST ROUND (3-2)

04/28/89	Chicago 95 - Cleveland 88	A	19,312
04/30/89	Cleveland 96 - Chicago 88	A	20,273
05/03/89	Chicago 101 - Cleveland 94	H	17,721
05/05/89	Cleveland 108 - Chicago 105 (OT)	H	18,264
05/07/89	Chicago 101 - Cleveland 100	A	20,273

EASTERN CONFERENCE SEMIFINALS (4-2)

05/09/89	Chicago 120 - New York 109 (OT)	A	19,591
05/11/89	New York 114 - Chicago 97	A	19,591
05/13/89	Chicago 111 - New York 88	H	18,599
05/14/89	Chicago 106 - New York 93	H	18,637
05/16/89	New York 121 - Chicago 114	A	19,591
05/19/89	Chicago 113 - New York 111	H	18,676

EASTERN CONFERENCE FINALS (2-4)

05/21/89	Chicago 94 - Detroit 88	A	21,454
05/23/89	Detroit 100 - Chicago 91	A	21,454
05/27/89	Chicago 99 - Detroit 97	H	18,676
05/29/89	Detroit 86 - Chicago 80	H	18,676
05/31/89	Detroit 94 - Chicago 85	A	21,454
06/02/89	Detroit 103 - Chicago 94	H	18,676

1989-1990

EASTERN CONFERENCE FIRST ROUND (3-1)

04/27/90	Chicago 111 - Milwaukee 97	H	18,676
04/29/90	Chicago 109 - Milwaukee 102	H	18,676
05/01/90	Milwaukee 119 - Chicago 112	A	18,575
05/03/90	Chicago 110 - Milwaukee 86	A	18,633

EASTERN CONFERENCE SEMIFINALS (4-1)

05/07/90	Chicago 96 - Philadelphia 85	H	18,676
05/09/90	Chicago 101 - Philadelphia 96	H	18,676
05/11/90	Philadelphia 118 - Chicago 112	A	18,168
05/13/90	Chicago 111 - Philadelphia 101	A	18,168
05/16/90	Chicago 117 - Philadelphia 99	H	18,676

EASTERN CONFERENCE FINALS (3-4)

05/20/90	Detroit 86 - Chicago 77	A	21,454
05/22/90	Detroit 102 - Chicago 93	A	21,454
05/26/90	Chicago 107 - Detroit 102	H	18,676
05/28/90	Chicago 108 - Detroit 101	H	18,676
05/30/90	Detroit 97 - Chicago 83	A	21,454
06/01/90	Chicago 109 - Detroit 91	H	18,676
06/03/90	Detroit 93 - Chicago 74	A	21,454

1990-1991

EASTERN CONFERENCE FIRST ROUND (3-0)

04/25/91	Chicago 126 - New York 85	H	18,676
04/28/91	Chicago 89 - New York 79	H	18,676
04/30/91	Chicago 103 - New York 94	A	18,021

EASTERN CONFERENCE SEMIFINALS (4-1)

05/04/91	Chicago 105 - Philadelphia 92	H	18,676
05/06/91	Chicago 112 - Philadelphia 100	H	18,676
05/10/91	Philadelphia 99 - Chicago 97	A	18,168
05/12/91	Chicago 101 - Philadelphia 85	A	17,514
05/14/91	Chicago 100 - Philadelphia 95	H	18,676

EASTERN CONFERENCE FINALS (4-0)

05/19/91	Chicago 94 - Detroit 83	H	18,676
05/21/91	Chicago 105 - Detroit 97	H	18,676
05/25/91	Chicago 113 - Detroit 107	A	21,454
05/27/91	Chicago 115 - Detroit 94	A	21,454

NBA FINALS (4-1)

06/02/91	L.A. Lakers 93 - Chicago 91	H	18,676
06/05/91	Chicago 107 - L.A. Lakers 86	H	18,676
06/07/91	Chicago 104 - L.A. Lakers 96 (OT)	A	17,505
06/09/91	Chicago 97 - L.A. Lakers 82	A	17,505
06/12/91	Chicago 108 - L.A. Lakers 101	A	17,505

1991-1992

EASTERN CONFERENCE FIRST ROUND (3-0)

04/24/92	Chicago 113 - Miami 94	H	18,676
04/26/92	Chicago 120 - Miami 90	H	18,676
04/29/92	Chicago 119 - Miami 114	A	15,008

EASTERN CONFERENCE SEMIFINALS (4-3)

05/05/92	New York 94 - Chicago 89	H	18,676
05/07/92	Chicago 86 - New York 78	H	18,676
05/09/92	Chicago 94 - New York 86	A	19,763
05/10/92	New York 93 - Chicago 86	A	19,763
05/12/92	Chicago 96 - New York 88	H	18,676
05/14/92	New York 100 - Chicago 86	A	19,763
05/17/92	Chicago 110 - New York 81	H	18,676

EASTERN CONFERENCE FINALS (4-2)

05/19/92	Chicago 103 - Cleveland 89	H	18,676
05/21/92	Cleveland 107 - Chicago 81	H	18,676
05/23/92	Chicago 105 - Cleveland 96	A	20,273
05/25/92	Cleveland 99 - Chicago 85	A	20,273
05/27/92	Chicago 112 - Cleveland 89	H	18,676
05/29/92	Chicago 99 - Cleveland 94	A	20,273

NBA FINALS (4-2)

06/03/92	Chicago 122 - Portland 89	H	18,676
06/05/92	Portland 115 - Chicago 104 (OT)	H	18,676
06/07/92	Chicago 94 - Portland 84	A	12,888
06/10/92	Portland 93 - Chicago 88	A	12,888
06/12/92	Chicago 119 - Portland 106	A	12,888
06/14/92	Chicago 97 - Portland 93	H	18,676

1992-1993

EASTERN CONFERENCE FIRST ROUND (3-0)

04/30/93	Chicago 114 - Atlanta 90	H	18,676
05/02/93	Chicago 117 - Atlanta 102	H	18,676
05/04/93	Chicago 98 - Atlanta 88	A	15,141

EASTERN CONFERENCE SEMIFINALS (4-0)

05/11/93	Chicago 91 - Cleveland 84	H	18,676
05/13/93	Chicago 104 - Cleveland 85	H	18,676
05/15/93	Chicago 96 - Cleveland 90	A	20,273
05/17/93	Chicago 103 - Cleveland 101	A	20,273

EASTERN CONFERENCE FINALS (4-2)

05/23/93	New York 98 - Chicago 90	A	19,763
05/25/93	New York 96 - Chicago 91	A	19,763
05/29/93	Chicago 103 - New York 83	H	18,676
05/31/93	Chicago 105 - New York 95	H	18,676
06/02/93	Chicago 97 - New York 94	A	19,763
06/04/93	Chicago 96 - New York 88	H	18,676

NBA FINALS (4-2)

06/09/93	Chicago 100 - Phoenix 92	A	19,023
06/11/93	Chicago 111 - Phoenix 108	A	19,023
06/13/93	Phoenix 129 - Chicago 121 (3 OT)	H	18,676
06/16/93	Chicago 111 - Phoenix 105	H	18,676
06/18/93	Phoenix 108 - Chicago 98	H	18,676
(Jordan's last game at Chicago Stadium)			
06/20/93	Chicago 99 - Phoenix 98	A	19,023

1993-1994

EASTERN CONFERENCE FIRST ROUND (3-0)

04/29/94	Chicago 104 - Cleveland 96	H	18,676
05/01/94	Chicago 105 - Cleveland 96	H	18,676
05/03/94	Chicago 95 - Cleveland 92 (OT)	A	17,778

EASTERN CONFERENCE SEMIFINALS (3-4)

05/08/94	New York 90 - Chicago 86	A	19,763
05/11/94	New York 96 - Chicago 91	A	19,763
05/13/94	Chicago 104 - New York 102	H	18,676
05/15/94	Chicago 95 - New York 83	H	18,676
05/18/94	New York 87 - Chicago 86	A	19,763
05/20/94	Chicago 93 - New York 79	H	18,676
05/22/94	New York 87 - Chicago 77	A	19,763

ALL-TIME PLAYOFF RESULTS / 1994-2007

1994-1995

EASTERN CONFERENCE FIRST ROUND (3-1)

04/28/95	Chicago 108 - Charlotte 100 (OT)	A	23,859
04/30/95	Charlotte 106 - Chicago 89	A	23,859
05/02/95	Chicago 103 - Charlotte 80	H	24,114
05/04/95	Chicago 85 - Charlotte 84	H	24,221

EASTERN CONFERENCE SEMIFINALS (2-4)

05/07/95	Orlando 94 - Chicago 91	A	16,010
05/10/95	Chicago 104 - Orlando 94	A	16,010
05/12/95	Orlando 110 - Chicago 101	H	24,281
05/14/95	Chicago 106 - Orlando 95	H	24,281
05/16/95	Orlando 103 - Chicago 95	A	16,010
05/18/95	Orlando 108 - Chicago 102	H	24,322

1995-1996

EASTERN CONFERENCE FIRST ROUND (3-0)

04/26/96	Chicago 102 - Miami 85	H	24,104
04/28/96	Chicago 106 - Miami 75	H	24,202
05/01/96	Chicago 112 - Miami 91	A	15,200

EASTERN CONFERENCE SEMIFINALS (4-1)

05/05/96	Chicago 91 - New York 84	H	24,394
05/07/96	Chicago 91 - New York 80	H	24,328
05/11/96	New York 102 - Chicago 99 (OT)	A	19,763
05/12/96	Chicago 94 - New York 91	A	19,763
05/14/96	Chicago 94 - New York 81	H	24,396

EASTERN CONFERENCE FINALS (4-0)

05/19/96	Chicago 121 - Orlando 83	H	24,411
05/21/96	Chicago 93 - Orlando 88	H	24,395
05/25/96	Chicago 86 - Orlando 67	A	17,248
05/27/96	Chicago 106 - Orlando 101	A	17,248

NBA FINALS (4-2)

06/05/96	Chicago 107 - Seattle 90	H	24,544
06/07/96	Chicago 92 - Seattle 88	H	24,544
06/09/96	Chicago 108 - Seattle 86	A	17,072
06/12/96	Seattle 107 - Chicago 86	A	17,072
06/14/96	Seattle 89 - Chicago 78	A	17,072
06/16/96	Chicago 87 - Seattle 75	H	24,544

1996-1997

EASTERN CONFERENCE FIRST ROUND (3-0)

04/25/97	Chicago 98 - Washington 86	H	24,122
04/27/97	Chicago 109 - Washington 104	H	24,267
04/30/97	Chicago 96 - Washington 95	A	18,756

EASTERN CONFERENCE SEMIFINALS (4-1)

05/06/97	Chicago 100 - Atlanta 97	H	24,397
05/08/97	Atlanta 103 - Chicago 95	H	24,544
05/10/97	Chicago 100 - Atlanta 80	A	16,378
05/11/97	Chicago 89 - Atlanta 80	A	16,378
05/13/97	Chicago 107 - Atlanta 92	H	24,544

EASTERN CONFERENCE FINALS (4-1)

05/20/97	Chicago 84 - Miami 77	H	24,544
05/22/97	Chicago 75 - Miami 68	H	24,544
05/24/97	Chicago 98 - Miami 74	A	14,720
05/26/97	Miami 87 - Chicago 80	A	14,720
05/28/97	Chicago 100 - Miami 87	H	24,544

NBA FINALS (4-2)

06/01/97	Chicago 84 - Utah 82	H	24,544
06/04/97	Chicago 97 - Utah 85	H	24,544
06/06/97	Utah 104 - Chicago 93	A	19,911
06/08/97	Utah 78 - Chicago 73	A	19,911
06/11/97	Chicago 90 - Utah 88	A	19,911
06/13/97	Chicago 90 - Utah 86	H	24,544

1997-1998

EASTERN CONFERENCE FIRST ROUND (3-0)

04/24/98	Chicago 96 - New Jersey 93 (OT)	H	23,844
04/26/98	Chicago 96 - New Jersey 91	H	23,844
04/29/98	Chicago 116 - New Jersey 101	A	19,889

EASTERN CONFERENCE SEMIFINALS (4-1)

05/03/98	Chicago 83 - Charlotte 70	H	23,844
05/06/98	Charlotte 78 - Chicago 76	H	23,844
05/08/98	Chicago 103 - Charlotte 89	A	23,799
05/10/98	Chicago 94 - Charlotte 80	A	23,799
05/13/98	Chicago 93 - Charlotte 84	H	23,844

EASTERN CONFERENCE FINALS (4-3)

05/17/98	Chicago 85 - Indiana 79	H	23,844
05/19/98	Chicago 104 - Indiana 98	H	23,844
05/23/98	Indiana 107 - Chicago 105	A	16,576
05/25/98	Indiana 96 - Chicago 94	A	16,560
05/27/98	Chicago 106 - Indiana 87	H	23,844
05/29/98	Indiana 92 - Chicago 89	A	16,566
05/31/98	Chicago 88 - Indiana 83	H	23,844

NBA FINALS (4-2)

06/03/98	Utah 88 - Chicago 85 (OT)	A	19,911
06/05/98	Chicago 93 - Utah 88	A	19,911
06/07/98	Chicago 96 - Utah 54	H	23,844
06/10/98	Chicago 86 - Utah 82	H	23,844
06/12/98	Utah 83 - Chicago 81	H	23,844
06/14/98	Chicago 87 - Utah 86	A	19,911

2004-2005

EASTERN CONFERENCE FIRST ROUND (2-4)

04/24/05	Chicago 103 - Washington 94	H	22,655
04/27/05	Chicago 113 - Washington 103	H	22,605
04/30/05	Washington 117 - Chicago 99	A	20,173
05/02/05	Washington 106 - Chicago 99	A	20,173
05/04/05	Washington 112 - Chicago 110	H	22,250
05/06/05	Washington 94 - Chicago 91	A	20,173

2005-2006

EASTERN CONFERENCE FIRST ROUND (2-4)

04/22/06	Miami 111 - Chicago 106	A	20,288
04/24/06	Miami 115 - Chicago 108	A	20,214
04/27/06	Chicago 109 - Miami 90	H	22,133
04/30/06	Chicago 93 - Miami 87	H	22,361
05/02/06	Miami 92 - Chicago 78	A	20,287
05/04/06	Miami 116 - Chicago 96	H	22,584

2006-2007

EASTERN CONFERENCE FIRST ROUND (4-0)

04/21/07	Chicago 96 - Miami 91	H	22,183
04/24/07	Chicago 107 - Miami 89	H	23,097
04/27/07	Chicago 104 - Miami 96	A	20,280
04/29/07	Chicago 92 - Miami 79	A	20,283

EASTERN CONFERENCE SEMIFINALS (2-4)

05/05/07	Detroit 95 - Chicago 69	A	22,076
05/07/07	Detroit 108 - Chicago 87	A	22,076
05/10/07	Detroit 81 - Chicago 74	H	23,462
05/13/07	Chicago 102 - Detroit 87	H	23,099
05/15/07	Chicago 108 - Detroit 92	A	22,076
05/17/07	Detroit 95 - Chicago 85	H	23,030

2008-2009

EASTERN CONFERENCE FIRST ROUND (3-4)

04/18/09	Chicago 105, Boston 103 (OT)	A	18,624
04/20/09	Boston 118, Chicago 115	A	18,624
04/23/09	Boston 107, Chicago 86	H	23,072
04/26/09	Chicago 121, Boston 118 (2 OT)	H	23,067
04/28/09	Boston 106, Chicago 104 (OT)	A	18,624
04/30/09	Chicago 128, Boston 127 (3 OT)	H	23,430
05/02/09	Boston 109, Chicago 99	A	18,624

2009-2010

EASTERN CONFERENCE FIRST ROUND (1-4)

04/17/10	Cleveland 96, Chicago 83	A	20,562
04/19/10	Cleveland 112, Chicago 102	A	20,562
04/22/10	Chicago 108, Cleveland 106	H	22,991
04/25/10	Cleveland 121, Chicago 98	H	23,058
04/27/10	Cleveland 96, Chicago 94	A	20,562

2010-2011

EASTERN CONFERENCE FIRST ROUND (4-1)

04/16/11	Chicago 104, Indiana 99	H	22,986
04/18/11	Chicago 96, Indiana 90	H	22,480
04/21/11	Chicago 88, Indiana 84	A	18,165
04/23/11	Indiana 89, Chicago 84	A	18,165
04/26/11	Chicago 116, Indiana 89	H	22,822

EASTERN CONFERENCE SEMIFINALS (4-2)

05/02/11	Atlanta 103, Chicago 95	H	22,890
05/04/11	Chicago 86, Atlanta 73	H	22,872
05/06/11	Chicago 99, Atlanta 82	A	19,521
05/08/11	Atlanta 100, Chicago 88	A	19,263
05/10/11	Chicago 95, Atlanta 83	H	22,980
05/12/11	Chicago 93, Atlanta 73	A	19,378

EASTERN CONFERENCE FINALS (1-4)

05/15/11	Chicago 103, Miami 82	H	22,874
05/18/11	Miami 85, Chicago 75	H	23,007
05/22/11	Miami 96, Chicago 85	A	20,123
05/24/11	Miami 101, Chicago 93 (OT)	A	20,125
05/26/11	Miami 83, Chicago 80	H	23,057

2011-2012

EASTERN CONFERENCE FIRST ROUND (2-4)

04/28/12	Chicago 103, Philadelphia 91	H	21,943
05/01/12	Philadelphia 109, Chicago 92	H	22,067
05/04/12	Philadelphia 79, Chicago 74	A	20,381
05/06/12	Philadelphia 89, Chicago 82	A	20,412
05/08/12	Chicago 77, Philadelphia 69	H	22,093
05/10/12	Philadelphia 79, Chicago 78	A	20,362

2012-2013

EASTERN CONFERENCE FIRST ROUND (4-3)

04/20/13	Brooklyn 106, Chicago 89	A	17,732
04/22/13	Chicago 90, Brooklyn 82	A	17,732
04/25/13	Chicago 79, Brooklyn 76	H	21,672
04/27/13	Chicago 142, Brooklyn 134 (3 OT)	H	21,758
04/29/13	Brooklyn 110, Chicago 91	A	17,732
05/02/13	Brooklyn 95, Chicago 92	H	21,810
05/04/13	Chicago 99, Brooklyn 93	A	17,732

EASTERN CONFERENCE SEMIFINALS (1-4)

05/06/13	Chicago 93, Miami 86	A	19,685
05/08/13	Miami 115, Chicago 78	A	19,817
05/10/13	Miami 104, Chicago 94	H	22,675
05/13/13	Miami 88, Chicago 65	H	21,990
05/15/13	Miami 94, Chicago 88	A	20,025

2013-2014

EASTERN CONFERENCE FIRST ROUND (1-4)

04/20/14	Washington 102, Chicago 93	H	21,694
04/22/14	Washington 101, Chicago 99 (OT)	H	21,663
04/25/14	Chicago 100, Washington 97	A	23,356
04/27/14	Washington 98, Chicago 89	A	20,356
04/29/14	Washington 75, Chicago 69	H	21,752

2014-2015

EASTERN CONFERENCE FIRST ROUND (4-2)

04/18/15	Chicago 103, Milwaukee 91	H	21,812
04/20/15	Chicago 91, Milwaukee 82	H	21,661
04/23/15	Chicago 113, Milwaukee 106 (2 OT)	A	18,717
04/25/15	Milwaukee 92, Chicago 90	A	18,717
04/27/15	Milwaukee 94, Chicago 88	H	21,814
04/30/15	Chicago 120, Milwaukee 66	A	18,717

EASTERN CONFERENCE SEMIFINALS (2-4)

05/04/15	Chicago 99, Cleveland 92	A	20,562
05/06/15	Cleveland 106, Chicago 91	A	20,562
05/08/15	Chicago 99, Cleveland 96	H	22,246
05/10/15	Cleveland 86, Chicago 84	H	22,256
05/12/15	Cleveland 106, Chicago 101	A	20,562
05/14/15	Cleveland 94, Chicago 73	H	22,695

2016-2017

EASTERN CONFERENCE FIRST ROUND (2-4)

04/16/17	Chicago 106, Boston 102	A	18,624
04/18/17	Chicago 111, Boston 97	A	18,624
04/21/17	Boston 104, Chicago 87	H	21,293
04/23/17	Boston 104, Chicago 95	H	21,863
04/26/17	Boston 108, Chicago 97	A	18,624
04/28/17	Boston 105, Chicago 83	H	21,682

BULLS PLAYOFF RECORDS (MOST)

MOST POINTS

Game (3 OT)	142	vs. BKN	04/27/13
Game (2 OT)	131	at BOS	04/20/86
Game	131	vs. ATL	04/03/70
Half	74	vs. ATL (2nd)	04/03/70
Qtr.	45	at PHL (4th)	05/11/90
OT	17	at NYK	05/09/89

MOST FIELD GOALS MADE

Game (3 OT)	55	vs. PHX	06/13/93
Game	53*	vs. ORL	05/19/96
Half	30	vs. ATL (2nd)	04/03/70
Qtr.	18	vs. ATL (3rd)	04/03/70
OT	7	at NYK	05/09/89

MOST FIELD GOALS ATTEMPTED

Game (3 OT)	130	vs. PHX	06/13/93
Game	109	vs. ATL	04/03/70
Half	60	vs. ATL (1st)	04/03/70
Qtr.	33	vs. ATL (1st)	04/03/70
OT	12*	vs. BKN (2nd)	04/27/13

HIGHEST FIELD GOAL PERCENTAGE

Game	.617 (50-81)	vs. LAL	06/05/91
	.595 (50-84)	at LAL	03/30/72
	.585 (48-82)	vs. PHL	05/16/90
	.581 (43-74)	vs. NYK	05/17/92

MOST FREE THROWS MADE

Game	38	vs. NYK	05/14/89
Half	24*	vs. DET (2nd)	05/28/90
Qtr.	18*	vs. DET (4th)	05/28/90
OT	7	at BOS	04/28/09

MOST FREE THROWS ATTEMPTED

Game	54	at MIL	05/03/90
Half	31	vs. DET (2nd)	05/28/90
Qtr.	22*	at MIA (4th)	04/27/07
OT	9	at BOS	04/28/09

HIGHEST FREE THROW PERCENTAGE

Game	1.000 (19-19)	vs. CLE	05/19/92
	1.000 (15-15)	vs. BOS	04/21/17

MOST 3-POINT FIELD GOALS MADE

Game	15	at MIL	04/30/15
Half	11	vs. IND	04/26/11
Qtr.	6*	vs. IND (3rd)	04/26/11
OT	2	vs. BOS (1st)	04/26/09

MOST 3-POINT FIELD GOALS ATTEMPTED

Game (OT)	33	at MIL	04/23/15
Game	33	at WAS	05/02/05
Half	22	vs. IND	04/26/11
Qtr.	14	at UTA (4th)	06/06/97
OT	4	at NYK	05/11/96

HIGHEST 3-POINT FIELD GOAL PERCENTAGE

Game	.778 (7-9)	at CLE	04/28/89
------	------------	--------	----------

MOST REBOUNDS

Game	64	vs. MIL	04/20/15
Half	40	vs. ATL (1st)	04/03/70
Qtr.	23	vs. DET (4th)	05/10/07
OT	8	at NYK	05/09/89

MOST OFFENSIVE REBOUNDS

Game	27*	vs. PHX	06/13/93
Half	16	at BOS	04/16/17
Qtr.	11	vs. DET (4th)	05/10/07
OT	3*	vs. WAS (2nd)	04/22/14

MOST DEFENSIVE REBOUNDS

Game	50	vs. MIL	04/20/15
Half	26	vs. MIL (1st)	04/20/15
Qtr.	15	vs. BOS (2nd)	04/21/17
OT	15	vs. MIL (4th)	04/20/15

MOST ASSISTS

Game	38	vs. POR	06/03/92
Half	22	vs. POR (2nd)	06/03/92
Qtr.	14	vs. POR (3rd)	06/03/92
OT	4*	vs. BKN (3rd)	04/27/13

MOST PERSONAL FOULS

Game	38	at WAS	04/30/05
Half	21	at WAS (2nd)	04/30/05
Qtr.	13*	at BOS (4th)	05/02/09
OT	7	at LAL	03/30/73

MOST DISQUALIFICATIONS

Game (3 OT)	3	vs. BKN	04/27/13
Game (OT)	3	at KC	04/18/75
Game	3	@ LAL	03/30/73

MOST STEALS

Game	19*	vs. IND	05/17/98
Half	13	at MIA (2nd)	05/24/97
Qtr.	9	at MIA (3rd)	05/24/97
OT	3	at KC	04/18/75

MOST TURNOVERS

Game	36	at POR	04/17/77
Half	20	vs. ATL (1st)	03/28/70
Qtr.	12	at POR (1st)	04/12/77
OT	4	at KC	04/18/75

MOST BLOCKED SHOTS

Game	14	at BOS	04/20/09
Half	9	at BOS (1st)	04/20/09
Qtr.	7	at BOS (1st)	04/20/09

MOST CONSECUTIVE POINTS

Game	18	at LAL	04/15/73
	(26-36 to 44-36)	(2nd Qtr.)	

LARGEST MARGIN OF VICTORY

54	at MIL	04/30/15
42	vs. UTA	06/07/98
41	vs. NYK	04/02/91

* most recently

BULLS PLAYOFF RECORDS (FEWEST)

FEWEST POINTS

Game	65	vs. MIA	05/13/13
Half	28*	vs. WAS (2nd)	04/29/14
Qtr.	9	vs. MIA (3rd)	05/13/13
OT (3 OT)	4	at PHX	06/13/93

FEWEST FIELD GOALS MADE

Game	19	vs. MIA	05/13/13
------	----	---------	----------

FEWEST FIELD GOALS ATTEMPTED

Game	59	at DET	05/31/89
------	----	--------	----------

LOWEST FIELD GOAL PERCENTAGE

Game	.257 (19-74)	vs. MIA	05/13/13
Game	.311 (28-90)	at DET	06/03/90
Game	.329 (23-70)	at DET	05/05/07

FEWEST FREE THROWS MADE

Game	4	vs. PHI	05/08/12
------	---	---------	----------

FEWEST FREE THROWS ATTEMPTED

Game	8	vs. LAL	06/05/91
------	---	---------	----------

LOWEST FREE THROW PERCENTAGE

Game	.545 (24-44)	at GSW	05/06/75
Game	.545 (12-22)	vs. BOS	04/10/81
Game	.556 (10-18)	vs. PHI	05/01/12

FEWEST REBOUNDS

Game	26	vs. NYK	06/04/93
------	----	---------	----------

FEWEST OFFENSIVE REBOUNDS

Game	3	vs. NYK	04/28/91
------	---	---------	----------

FEWEST DEFENSIVE REBOUNDS

Game	16	at MIA	05/08/13
------	----	--------	----------

FEWEST ASSISTS

Game	6	vs. LAL	03/29/69
------	---	---------	----------

FEWEST PERSONAL FOULS

Game	11	vs. PHI	05/01/12
------	----	---------	----------

FEWEST STEALS

Game	1	at BOS	04/26/87
------	---	--------	----------

FEWEST TURNOVERS

Game	4	at CLE	04/19/10
------	---	--------	----------

FEWEST BLOCKED SHOTS

Game	0*	at MIA	05/08/13
------	----	--------	----------

* most recently

BULLS INDIVIDUAL PLAYOFF LEADERS

MOST POINTS

Game (2 OT)	63	M. Jordan	at BOS	04/20/86
Game	56	M. Jordan	at MIA	04/29/92
Half	37	M. Jordan	at MIA (2nd)	04/29/92
Qtr.	24	M. Jordan	at PHL (4th)	05/11/90
OT	9	M. Jordan	at NYK	05/09/89

MOST FIELD GOALS MADE

Game	24	M. Jordan	vs. CLE	05/01/88
Half	14*	M. Jordan	vs. POR (1st)	06/03/92
Qtr.	10	M. Jordan	at PHL (4th)	05/11/90
OT	4	M. Jordan	at NYK	05/09/89

MOST FIELD GOALS ATTEMPTED

Game	45	M. Jordan	vs. CLE	05/01/88
Half	25	M. Jordan	vs. CLE (1st)	05/01/88
Qtr.	13	M. Jordan	vs. POR (1st)	06/03/92
OT	5*	D. Rose	vs. BOS (3rd)	04/30/09

HIGHEST FIELD GOAL PERCENTAGE

Game	1.000 (8-8)	J. Paxson	at LAL	06/05/91
	1.000 (8-8)	H. Grant	vs. CLE	05/13/93

MOST FREE THROWS MADE

Game	23	M. Jordan	vs. NYK	05/14/89
Half	14	M. Jordan	vs. DET (2nd)	05/28/90
Qtr.	13	M. Jordan	vs. DET (4th)	05/21/91
OT	5*	B. Gordon	at BOS	04/28/09

MOST FREE THROWS ATTEMPTED

Game	28	M. Jordan	vs. NYK	05/14/89
Half	17	M. Jordan	vs. NYK (2nd)	05/14/89
Qtr.	14	M. Jordan	vs. DET (4th)	05/21/91
OT	5*	B. Gordon	at BOS	04/28/09

MOST 3-POINT FIELD GOALS MADE

Game	8	M. Dunleavy	at WAS	04/25/14
Half	6	M. Jordan	vs. POR (1st)	06/03/92
Qtr.	4	several		
OT	1	S. Pippen	at NYK	05/11/96

MOST 3-POINT FIELD GOALS ATTEMPTED

Game	12	C. Hodges	at DET	06/03/90
Half	9	M. Jordan	vs. POR (1st)	06/03/92
	9	J. Pargo	at WAS (2nd)	05/02/05
Qtr.	8	J. Pargo	at WAS (4th)	05/02/05
OT	3	S. Pippen	at NYK	05/11/96

MOST REBOUNDS

Game	24	T. Boerwinkle	vs. KC	04/16/75
Half	15	C. Ray	vs. LAL (2nd)	04/02/72
Qtr.	10	D. Rodman	vs. SEA (3rd)	06/07/96
OT	4*	J. Noah	vs. BKN (2nd)	04/27/13

MOST OFFENSIVE REBOUNDS

Game	11*	D. Rodman	at NJN	04/29/98
Half	7	D. Rodman	vs. SEA (2nd)	06/07/96
Qtr.	7	D. Rodman	vs. SEA (3rd)	06/07/96
OT	2*	J. Noah	vs. BKN (2nd)	04/27/13

MOST DEFENSIVE REBOUNDS

Game	16	T. Boerwinkle	at KC	04/18/75
Half	12	J. Noah	vs. WAS (2nd)	04/29/14
Qtr.	8*	J. Noah	vs. MIL (4th)	04/20/15
OT	2*	P. Gasol	at MIL (2nd)	04/23/15

MOST ASSISTS

Game (3 OT)	14	K. Hinrich	vs. BKN	04/27/13
Game	14*	R. Rondo	at BOS	04/18/17
Half	10*	D. Rose	at IND (2nd)	04/23/11
Qtr.	7	D. Rose	at IND (3rd)	04/23/11
OT	2*	K. Hinrich	vs. BKN (3rd)	04/27/13
OT	2*	C. Boozer	vs. BKN (3rd)	04/27/13

MOST PERSONAL FOULS

Game	6	several		
Half (OT)	6	D. Rose	at BOS (2nd)	04/18/09
Half	6	J. Noah	vs. MIA (2nd)	05/10/13
Qtr.	5*	B. Wengert	vs. IND (4th)	05/27/98
OT	3	M. Jordan	vs. CLE	05/05/89

FEWEST MINUTES PLAYED/ DISQUALIFIED

Game	7	W. Perdue	at NYK	05/14/92
------	---	-----------	--------	----------

MOST STEALS

Game	6*	M. Jordan	vs. NYK	05/13/89
Half	5	H. Grant	at DET (1st)	05/10/88
Qtr.	4*	S. Pippen	vs. MIL (3rd)	04/29/90

MOST BLOCKED SHOTS

Game	7	A. Gilmore	at NYK	03/31/81
Half	5	J. Noah	at BKN (2nd)	05/04/13
Qtr.	4	J. Noah	at BKN (3rd)	05/04/13

MOST MINUTES PLAYED

Game	60	J. Salmons	vs. BOS (3 OT)	04/30/09
	59	D. Rose	vs. BOS (3 OT)	04/30/09
	58	B. Armstrong	vs. PHX (3 OT)	06/13/93
	57	M. Jordan	vs. PHX (3 OT)	06/13/93
	56	S. Pippen	vs. PHX (3 OT)	06/13/93

MOST CONSECUTIVE POINTS

	17	M. Jordan (73-90)	at NYK	06/02/93
--	----	-------------------	--------	----------

CONSECUTIVE FREE THROWS MADE

	36	Ben Gordon		
	9-10 (made last 5)		at MIA	04/29/07
	2-2		at DET	05/05/07
	5-5		at DET	05/07/07
	8-8		vs. DET	05/10/07
	9-9		vs. DET	05/13/07
	3-3		at DET	05/15/07
	1-1		vs. DET	05/17/07
	7-8 (made first 3)		at BOS	04/18/09
Game	17-17	B. Love	at GSW	04/27/15
	16-16	C. Walker	at GSW	04/30/15

* most recently

OPPONENT PLAYOFF RECORDS (MOST)

MOST POINTS

Game (2 OT)	135	at BOS	04/20/86
Game	129	at ATL	03/25/70
Half	68	at ATL (1st)	03/30/72
	68	at MIA (1st)	04/24/06
Qtr.	40	at ATL (3rd)	03/28/70
	40	at BOS (3rd)	04/05/81
OT	18	vs. POR	06/05/92

MOST FIELD GOALS MADE

Game	59	at ATL	03/25/70
Half	30	vs. MIL (2nd)	04/22/74
Qtr.	17	at ATL (1st)	03/28/70
	17	vs. MIL (4th)	04/22/74
OT	7	vs. POR	06/05/92

MOST FIELD GOALS ATTEMPTED

Game	113	vs. ATL	04/03/70
Half	61	vs. ATL (2nd)	04/03/70
Qtr.	33	vs. ATL (4th)	04/03/70
OT	10*	at MIL (1st)	04/23/15

HIGHEST FIELD GOAL PERCENTAGE

Game	.612 (52-85)	at MIL	04/22/74
------	--------------	--------	----------

MOST FREE THROWS MADE

Game	42	at STL	03/21/67
Half	27	at PHI (2nd)	05/11/90
	27	vs. DET (2nd)	05/28/90
Qtr.	19	at BOS (4th)	04/28/87
OT	9	at LAL	03/30/73

MOST FREE THROWS ATTEMPTED

Game	58	at STL	03/21/67
Half	37	at PHI (2nd)	05/11/90
Qtr.	25	vs. PHI (4th)	05/11/90
OT	9	at LAL	03/30/73

HIGHEST FREE THROW PERCENTAGE

Game	1.000 (23-23)	at BOS	04/26/17
	1.000 (23-23)	at DET	05/18/88
	1.000 (21-21)	vs. POR	06/14/92
	1.000 (15-15)	vs. MIA	05/15/11
	1.000 (16-16)	vs. MIL	04/27/15

MOST 3-POINT FIELD GOALS MADE

Game	17	vs. BOS	04/21/17
Half	9*	vs. BOS (2nd)	04/21/17
Qtr.	6*	vs. BOS (1st)	04/21/17
OT	1	several	

MOST 3-POINT FIELD GOALS ATTEMPTED

Game	40	at BOS	04/26/17
Half	25	at BOS (1st)	04/26/17
Qtr.	15	vs. CLE (4th)	04/22/10
OT	5	vs. BOS (2nd)	04/30/09

HIGHEST 3-POINT FIELD GOAL PERCENTAGE

Game	.692 (9-13)	vs. PHX (3 OT)	06/13/93
------	-------------	----------------	----------

MOST REBOUNDS

Game	71	at STL	03/25/67
Half	39	at LAL (2nd)	04/10/73
Qtr.	20	at LAL (1st)	03/30/73
OT	8	vs. BOS (3rd)	04/30/09

MOST OFFENSIVE REBOUNDS

Game	25	vs. ATL	05/02/93
Half	17	at ORL (1st)	05/16/95
Qtr.	11	at ORL (1st)	05/16/95
OT	4	vs. PHX	06/13/93

MOST DEFENSIVE REBOUNDS

Game	43	at MIL	04/16/74
Half	25	vs. DET (2nd)	04/09/74
Qtr.	14	vs. MIA (3rd)	05/26/11
OT	6	vs. BOS (3rd)	04/30/09

MOST ASSISTS

Game	40	at ATL	03/25/70
Half	21	vs. NYK (1st)	05/14/92
Qtr.	15	at LAL (2nd)	04/01/73
OT	5	vs. POR	06/05/92

MOST PERSONAL FOULS

Game	39	at MIL	05/03/90
Half	23	vs. DET (2nd)	05/21/91
Qtr.	15	vs. DET (4th)	05/21/91
OT	5*	at MIL (2nd)	04/23/15

MOST DISQUALIFICATIONS

Game (OT)	3*	vs. BOS	04/30/09
Game	3*	vs. DET	05/13/07

MOST STEALS

Game	20	at MIL	04/25/15
Half	11	at POR (1st)	04/12/77
Qtr.	7*	at MIL	04/25/15
OT	2*	vs. WAS	04/22/14

MOST TURNOVERS

Game	32	at MIA	05/24/97
Half	18	at MIA (2nd)	05/24/97
Qtr.	11	at MIA (3rd)	05/24/97
OT	4*	at MIL (2nd)	04/23/15

MOST BLOCKED SHOTS

Game	13*	vs. POR	04/15/77
Half	9*	vs. MIL (2nd)	04/27/15
Qtr.	8*	vs. MIL (2nd)	04/27/15
OT	3	at MIA	05/24/11

MOST CONSECUTIVE POINTS

Game	18	vs. BOS	04/30/09
	(91-81 to 91-99) (4th Qtr.)		

LARGEST MARGIN OF VICTORY

Game	26	at LAL	04/01/71
	26	vs. CLE	05/21/92
	26	at DET	05/05/07

*most recently

OPPONENT PLAYOFF RECORDS (FEWEST)

PLAYOFFS

FEWEST POINTS

Game	54	vs. UTA	06/07/98
Half	23	vs. UTA (2nd)	06/07/98
Qtr.	9	vs. UTA (4th)	06/07/98
OT	3	vs. NYK (3 OT)	04/03/81

FEWEST FIELD GOALS MADE

Game	21*	vs. UTA	06/07/98
------	-----	---------	----------

FEWEST FIELD GOALS ATTEMPTED

Game	55	at MIA	05/24/97
------	----	--------	----------

LOWEST FIELD GOAL PERCENTAGE

Game	.300 (21-70)	vs. UTA	06/07/98
------	--------------	---------	----------

FEWEST FREE THROWS MADE

Game	5	vs. BOS	04/21/17
------	---	---------	----------

FEWEST FREE THROWS ATTEMPTED

Game	7	vs. BOS	04/21/17
------	---	---------	----------

LOWEST FREE THROW PERCENTAGE

Game	.333 (8-24)	vs. ORL	05/19/96
------	-------------	---------	----------

FEWEST REBOUNDS

Game	21	at NJN	04/29/98
------	----	--------	----------

FEWEST OFFENSIVE REBOUNDS

Game	2	vs. GSW	04/30/75
------	---	---------	----------

FEWEST DEFENSIVE REBOUNDS

Game	14	at NJN	04/29/98
------	----	--------	----------

FEWEST ASSISTS

Game	5	vs. DET	04/05/74
------	---	---------	----------

FEWEST PERSONAL FOULS

Game	12*	vs. BOS	04/21/17
------	-----	---------	----------

FEWEST STEALS

Game	1	vs. DET	03/30/74
------	---	---------	----------

FEWEST TURNOVERS

Game	4	vs. MIL	04/20/16
------	---	---------	----------

FEWEST BLOCKED SHOTS

Game	0	vs. UTA	06/04/97
------	---	---------	----------

* most recently

OPPONENT INDIVIDUAL PLAYOFF LEADERS

MOST POINTS

Game (OT)	51	Ray Allen	vs. BOS	04/30/09
Game	44	K. Abdul-Jabbar	vs. MIL	04/18/74
Half	29	Ray Allen	vs. BOS (1st)	04/30/09
Qtr.	20	Ray Allen	vs. BOS (2nd)	04/30/09
OT	9	Danny Ainge	vs. POR	06/05/92

MOST FIELD GOALS MADE

Game	20	K. Abdul-Jabbar	vs. MIL	04/18/74
Half	12	K. Abdul-Jabbar	vs. MIL (1st)	04/18/74
Qtr.	8	Tim Hardaway	vs. MIA (2nd)	04/26/96
OT	3*	Nene	vs. WAS	04/22/14

MOST FIELD GOALS ATTEMPTED

Game	40	Rick Barry	at GSW	05/06/75
Half	25	Rick Barry	at GSW (2nd)	05/06/75
Qtr.	15	Rick Barry	at GSW (4th)	05/06/75
OT	6	Joe Johnson	vs. BKN (2nd)	04/27/13

HIGHEST FIELD GOAL PERCENTAGE

Game 1,000 (12-12)	Larry McNeill	vs. KC	04/09/75
1,000 (6-6)	Larry McNeill	vs. KC	04/13/75
1,000 (6-6)	Alonzo Mourning	at MIA	04/29/07

MOST FREE THROWS MADE

Game	17	Gail Goodrich	vs. LAL	03/28/71
Half	13	Lenny Wilkens	at STL	03/21/67
Qtr.	9	Chauncey Billups	vs. DET (4th)	05/13/07
OT	5	Jerry West	at LAL	03/30/73

MOST FREE THROWS ATTEMPTED

Game	21	Charles Barkley	at PHI	05/11/90
Half	17	Charles Barkley	at PHI (2nd)	05/11/90
Qtr.	13	Charles Barkley	at PHI (4th)	05/11/90
OT	5	Jerry West	at LAL	03/30/73

MOST 3-POINT FIELD GOALS MADE

Game (OT)	9	Ray Allen	vs. BOS	04/30/09
Game	8	Mookie Blaylock	vs. ATL	05/08/97
Half	6*	Ray Allen	at BOS (2nd)	04/20/09
Qtr.	4*	Ray Allen	vs. BOS (2nd)	04/30/09
OT	1	several		

MOST 3-POINT FIELD GOALS ATTEMPTED

Game (OT)	18	Ray Allen	vs. BOS	04/30/09
Game	15	Mookie Blaylock	vs. ATL	05/08/97
Half	11	Ray Allen	vs. BOS (2nd)	04/30/09
Qtr.	7	Mo Williams	vs. CLE (4th)	04/22/10
OT	2*	John Wall	vs. WAS	04/22/14

MOST REBOUNDS

Game	33	Wilt Chamberlain	vs. LAL	04/04/71
Half	19	Wilt Chamberlain	vs. LAL (1st)	04/04/71
Qtr.	12	Wilt Chamberlain	vs. LAL (2nd)	04/04/71
OT	4	Jayson Williams	vs. NJN	04/24/98

MOST OFFENSIVE REBOUNDS

Game	14	Shaquille O'Neal	at ORL	05/16/95
Half	13	Shaquille O'Neal	at ORL (1st)	05/16/95
Qtr.	8	Shaquille O'Neal	at ORL (1st)	05/16/95
OT	2*	G. Antetokounmpo	at MIL (1st)	04/23/15

MOST DEFENSIVE REBOUNDS

Game	19	Sam Lacey	at KC	04/13/75
Half	14	Sam Lacey	at KC (1st)	04/13/75
Qtr.	9	Sam Lacey	at KC (1st)	04/13/75
OT	3*	Glen Davis	vs. BOS	04/26/09

MOST ASSISTS

Game	20	Magic Johnson	at LAL	06/12/91
Half	13*	Rajon Rondo	vs. BOS (2nd)	04/30/09
Qtr.	9	Mark Jackson	at NYK (1st)	05/14/92
OT	2*	Rajon Rondo	vs. BOS (1st)	04/26/09

MOST PERSONAL FOULS

Game	6	several		
Half	5	several		
Qtr.	5*	Antonio McDyess	vs. DET (4th)	05/13/07
OT	2*	John Henson	at MIL (2nd)	04/23/15

FEWEST MINUTES PLAYED/DISQUALIFIED

Game	12	George Trapp	vs. DET	04/13/74
	15	Jim Davis	at ATL	03/25/70

OPPONENT INDIVIDUAL PLAYOFF LEADERS

MOST STEALS

Game	7	Rick Barry	vs. GSW	05/11/75
Half	5	Rick Barry	vs. GSW (1st)	05/11/75
Qtr.	4	Rick Barry	vs. GSW (2nd)	05/11/75
OT	1	several		

MOST TURNOVERS

Game	10	Larry Bird	at BOS	04/07/81
Half	6*	Dwyane Wade	vs. MIA (1st)	05/26/11
Qtr.	6	Larry Bird	at BOS (3rd)	04/07/81
OT	2*	G. Antetokounmpo	at MIL (2nd)	04/23/15

MOST BLOCKED SHOTS

Game (3 OT)	7	Brook Lopez	vs. BKN	04/27/13
Game (OT)	7	Kendrick Perkins	at BOS	04/28/09
Game	7	Alonzo Mourning	at CHA	04/28/95
Half	5*	Joel Anthony	at MIA (1st)	05/22/11
Qtr.	5	Alonzo Mourning	vs. MIA (1st)	05/20/97
OT	1	several		

MOST MINUTES PLAYED

Game (3 OT)	62	Kevin Johnson	vs. PHX	06/13/93
Game (3 OT)	59	Dan Majerle	vs. PHX	06/13/93

MOST CONSECUTIVE POINTS

Game	12	Terry Cummings (47-58)	vs. MIL	04/24/85
	12	Mark Price (51-63)	vs. CLE	05/05/89

CONSECUTIVE FREE THROWS MADE

Series	32	LeBron James, MIA		
		3-7 (made last 2) vs. MIA		05/18/11
		9-9 at MIA		05/22/11
		13-13 at MIA		05/24/11
		9-11 (made first 8) vs. MIA		05/26/11

* most recently

ALL-TIME CAREER PLAYOFF LEADERS

PLAYOFFS

GAMES

PLAYER	TOTAL
Jordan	179
Pippen	178
Paxson	119
Grant	111
Cartwright	100
Armstrong	94
Kerr	78
Kukoc	75
Longley	75
Perdue	74

MINUTES

PLAYER	TOTAL
Jordan	7,474
Pippen	7,028
Grant	4,106
Cartwright	2,800
Paxson	2,504
Armstrong	2,215
Noah	2,101
Kukoc	2,065
Love	2,061
Rodman	1,877

POINTS

PLAYER	TOTAL
Jordan	5,987
Pippen	3,217
Grant	1,320
Love	1,076
Rose	973
Walker	822
Kukoc	818
Deng	800
Armstrong	791
Cartwright	775

FIELD GOALS MADE

PLAYER	TOTAL
Jordan	2,188
Pippen	1,186
Grant	537
Love	441
Rose	367
Deng	315
Cartwright	307
Walker	299
Armstrong	298
Kukoc	293

FIELD GOALS ATTEMPTED

PLAYER	TOTAL
Jordan	4,497
Pippen	2,642
Love	1,023
Grant	990
Rose	879
Deng	697
Sloan	677
Kukoc	672
Walker	665
Cartwright	662

FREE THROWS MADE

PLAYER	TOTAL
Jordan	1,463
Pippen	684
Grant	245
Walker	224
Love	194
Rose	186
Cartwright	161
Butler	160
Kukoc	155
Gordon	152

FREE THROWS ATTEMPTED

PLAYER	TOTAL
Jordan	1,766
Pippen	952
Grant	350
Walker	264
Love	250
Cartwright	238
Rose	222
Kukoc	217
Butler	197
Sloan	185

3-POINT FIELD GOALS MADE

PLAYER	TOTAL
Pippen	161
Jordan	148
Kukoc	77
Hinrich	77
Hodges	67
Kerr	66
Gordon	63
Butler	55
Rose	53
Armstrong	49

3-POINT FIELD GOALS ATTEMPTED

PLAYER	TOTAL
Pippen	531
Jordan	446
Kukoc	233
Hinrich	188
Rose	183
Hodges	177
Kerr	171
Gordon	164
Butler	152
Harper	129

REBOUNDS

PLAYER	TOTAL
Pippen	1,366
Jordan	1,152
Grant	958
Noah	659
Rodman	655
Cartwright	503
Sloan	396
Boozer	368
Love	352
Deng	335

ASSISTS

PLAYER	TOTAL
Jordan	1,022
Pippen	920
Rose	291
Paxson	285
Grant	265
Kukoc	265
Hinrich	252
Van Lier	234
Armstrong	233
Noah	167

STEALS

PLAYER	TOTAL
Jordan	376
Pippen	344
Grant	105
Armstrong	76
Harper	72
Kukoc	68
Hinrich	63
Butler	60
Paxson	60
Noah	58

BLOCKED SHOTS

PLAYER	TOTAL
Pippen	171
Jordan	158
Grant	122
Noah	106
Longley	69
Gibson	65
S. Williams	41
Harper	40
Deng	37
Cartwright	32

HOME PLAYOFF ATTENDANCE

YEAR	TOTAL GAMES	ATTENDANCE	AVERAGE
1967	1	3,739	3,739
1968	2	9,134	4,567
1970	2	16,482	8,241
1971	3	24,962	8,321
1972	2	36,652	18,326
1973	3	46,883	15,628
1974	6	86,463	14,411
1975	6	107,282	17,880
1977	1	20,000	20,000
1981	3	58,145	19,382
1985	2	35,012	17,506
1986	1	18,968	18,968
1987	1	18,122	18,122
1988	5	92,681	18,536
1989	8	147,925	18,491
1990	8	149,408	18,676
1991	9	168,084	18,676
1992	12	224,112	18,676
1993	10	186,760	18,676
1994	5	93,380	18,676
1995	5	121,296	24,259
1996	10	243,862	24,386
1997	11	269,138	24,467
1998	12	286,128	23,844
2005	3	67,510	22,503
2006	3	67,078	22,359
2007	5	114,871	22,974
2009	3	69,569	23,190
2010	2	46,049	23,025
2011	9	205,968	22,885
2012	3	66,103	22,034
2013	5	109,905	21,981
2014	3	65,109	21,703
2015	6	132,484	22,081
2017	3	64,838	21,613
Totals	173	3,474,102	20,081

McGRATH

And Here's Chicago's Winning Line-Up



McGRATH
OF WESTMONT



500 E. Ogden Ave., Westmont
(630) 323-5600

McGRATH
OF CHICAGO



1250 W. Division St., Chicago
(773) 342-6300

McGRATH
OF WESTMONT



400 East Ogden Ave., Westmont
(630) 323-8200


McGRATH
CITY 

6720 W. Grand Ave., Chicago
(888) 525-0545


McGRATH
CITY 

6750 W. Grand Ave., Chicago
(888) 318-4646

When You Do The Math... You'll Choose McGrath!

www.mcgrathimports.com

FJChicago.com

Chicago

FJChicago.com

FJCHICAGO.COM

FAN 4 LIFE

Proud Supporter of the Chicago Bulls.



Fletcher Jones Chicago



Mercedes-Benz



HONDA



Audi



Volkswagen

Fletcher Jones Mercedes-Benz
1520 W. North Avenue Chicago, IL 60642

Fletcher Jones Honda
1100 North Clark Street Chicago, IL 60610

Fletcher Jones Audi
1111 North Clark St. Chicago, IL 60610

Fletcher Jones Volkswagen
1111 N Clark St Chicago, IL 60610

888-713-2885 | FJChicago.com



HISTORY

1966/67 CHICAGO BULLS

GAME	DAY	DATE	PLACE	TEAM	BULLS	OPP.	W-L	ATTN.
1	Sat.	10-15-66	St. Louis	St. Louis	104	97	1-0	8,372
2	Tues.	10-18-66	Chicago	San Francisco	119	116	2-0	4,200
3	Wed.	10-19-66	Chicago	Los Angeles	134	124	3-0	5,500
4	Thur.	10-20-66	San Jose, Calif.	San Francisco	111	121	3-1	3,102
5	Fri.	10-21-66	Los Angeles	Los Angeles	108	101	4-1	10,188
6	Sun.	10-23-66	Chicago	New York	105	124	4-2	8,472
7	Thur.	10-27-66	Providence, R.I.	Boston	100	123	4-3	5,901
8	Fri.	10-28-66	Fl. Wayne, Ind.	Detroit	117	129	4-4	1,743
9	Tues.	11-01-66	Chicago	San Francisco	121	137	4-5	3,688
10	Wed.	11-02-66	Chicago	Baltimore	102	94	5-5	2,454
11	Thur.	11-03-66	New York	Boston	108	137	5-6	17,388
12	Sat.	11-05-66	Cincinnati	Cincinnati	113	99	6-6	4,280
13	Sun.	11-06-66	Chicago	St. Louis	134	102	7-6	3,546
14	Tues.	11-08-66	Chicago	Boston	101	112	7-7	7,011
15	Wed.	11-09-66	Chicago	New York	98	103	7-8	3,929
16	Fri.	11-11-66	Philadelphia	Philadelphia	113	126	7-9	8,561
17	Sun.	11-13-66	Chicago	Philadelphia	126	132	7-10	7,950
18	Tues.	11-15-66	St. Louis	St. Louis	99	107	7-11	3,654
19	Thur.	11-17-66	Baltimore	Baltimore	102	120	7-12	4,075
20	Fri.	11-18-66	Boston	Philadelphia	120	145	7-13	11,734
21	Sat.	11-19-66	New York	New York	104	116	7-14	7,552
22	Wed.	11-23-66	Los Angeles	Los Angeles	130	154	7-15	8,712
23	Fri.	11-25-66	Los Angeles	Los Angeles	121	117	8-15	9,312
24	Sat.	11-26-66	San Francisco	San Francisco	129	131	8-16	10,733
25	Tues.	11-29-66	Oakland	San Francisco	101	108	8-17	8,636
26	Sat.	12-03-66	Detroit	Detroit	98	104	8-18	9,557
27	Tues.	12-06-66	Philadelphia	Philadelphia	119	129	8-19	6,733
28	Wed.	12-07-66	Chicago	Philadelphia	103	117	8-20	5,888
29	Thur.	12-08-66	Evansville, Ind.	Baltimore	132	120	9-20	4,017
30	Sat.	12-10-66	Boston	Boston	110	125	9-21	6,075
31	Tues.	12-13-66	New York	Baltimore	94	122	9-22	13,677
32	Wed.	12-14-66	Evansville, Ind.	Detroit	93	87	10-22	3,024
33	Fri.	12-16-66	Cleveland	Cincinnati	128	120	11-22	4,640
34	Sat.	12-17-66	Baltimore	Baltimore	110	106	12-22	5,944
35	Mon.	12-19-66	Memphis, Tenn.	St. Louis	102	97	13-22	7,531
36	Wed.	12-21-66	Chicago	New York	110	107	14-22	4,430
37	Fri.	12-23-66	Chicago	Detroit	102	103	14-23	4,182
38	Sun.	12-25-66	New York	New York	132	133	14-24	10,002
39	Mon.	12-26-66	Chicago	Baltimore	108	96	15-24	5,017
40	Fri.	12-30-66	Chicago	Boston	106	110	15-25	9,136
41	Tues.	01-03-67	Chicago	Cincinnati	116	111	16-25	3,037
42	Wed.	01-04-67	Philadelphia	Philadelphia	115	136	16-26	6,010
43	Fri.	01-06-67	Detroit	Detroit	135	126	17-26	5,967
44	Sat.	01-07-67	Cincinnati	Cincinnati	112	125	17-27	4,167
45	Sun.	01-08-67	Chicago	Philadelphia	108	117	17-28	7,353
46	Wed.	01-11-67	Chicago	Cincinnati	102	106	17-29	2,807
47	Fri.	01-13-67	Boston	Boston	102	122	17-30	5,448
48	Sat.	01-14-67	Chicago	Los Angeles	122	121	18-30	7,257
49	Sun.	01-15-67	Chicago	New York	131	116	19-30	2,520
50	Tues.	01-17-67	Chicago	Boston	101	109	19-31	4,086
51	Wed.	01-18-67	Evansville, Ind.	San Francisco	111	107	20-31	3,253
52	Thur.	01-19-67	Pittsburgh	Philadelphia	102	127	20-32	7,543
53	Fri.	01-20-67	Chicago	Detroit (OT)	125	124	21-32	4,217
54	Sun.	01-22-67	Chicago	Baltimore	118	114	22-32	3,556
55	Tues.	01-24-67	Chicago	Detroit	95	108	22-33	3,293
56	Wed.	01-25-67	Chicago	St. Louis	102	103	22-34	4,389
57	Sun.	01-29-67	Chicago	Los Angeles	122	142	22-35	1,077
58	Fri.	02-03-67	Chicago	Cincinnati	118	113	23-35	4,175
59	Sat.	02-04-67	St. Louis	St. Louis	111	119	23-36	4,806
60	Sun.	02-05-67	Chicago	San Francisco (OT)	141	142	23-37	4,282
61	Tues.	02-07-67	Chicago	Detroit	90	98	23-38	1,689
62	Wed.	02-08-67	Evansville, Ind.	New York	103	106	23-39	3,990
63	Fri.	02-10-67	Boston	New York	121	122	23-40	11,066
64	Sat.	02-11-67	Chicago	St. Louis	98	104	23-41	3,156
65	Sun.	02-12-67	Los Angeles	Los Angeles	121	129	23-42	9,491
66	Thur.	02-16-67	Fresno, Calif.	San Francisco	124	125	23-43	4,113
67	Sun.	02-19-67	Los Angeles	Los Angeles	133	119	24-43	9,566
68	Wed.	02-22-67	Baltimore	New York	117	103	25-43	7,250
69	Sun.	02-26-67	Baltimore	Baltimore	106	124	25-44	4,637
70	Wed.	03-01-67	Evansville, Ind.	Philadelphia	129	122	26-44	11,274
71	Thur.	03-02-67	Philadelphia	Boston	108	114	26-45	11,817
72	Sat.	03-04-67	St. Louis	St. Louis	125	122	27-45	5,102
73	Sun.	03-05-67	Chicago	Cincinnati	113	106	28-45	6,513
74	Tues.	03-07-67	Chicago	Boston	117	114	29-45	7,014
75	Fri.	03-10-67	Chicago	Baltimore	132	115	30-45	6,056
76	Sat.	03-11-67	Cincinnati	Cincinnati	119	147	30-46	4,865
77	Mon.	03-13-67	Chicago	Cincinnati	117	133	30-47	4,025
78	Tues.	03-14-67	Chicago	St. Louis	98	111	30-48	1,926
79	Wed.	03-15-67	Detroit	Detroit	98	91	31-48	4,255
80	Fri.	03-17-67	Chicago	San Francisco	120	117	32-48	6,345
81	Sun.	03-19-67	Chicago	Los Angeles	122	109	33-48	7,647



LEFT TO RIGHT: (front row): Trainer Bob Biel, Barry Clemens, Bob Boozer, Len Chappell, Erwin Mueller, Nate Bowman, Jim Washington. (back row): Al Bianchi, Gerry Ward, Don Kojis, Keith Erickson, McCoy McLemore, Jerry Sloan, Dave Schellhase, Guy Rodgers, Head Coach Johnny "Red" Kerr.

DRAFT: First round, Dave Schellhase (Purdue); second round, Erwin Mueller (San Francisco).

RECORD: 33-48 (FOURTH PLACE)

REGULAR SEASON: Named Johnny "Red" Kerr head coach and Al Bianchi assistant coach ... opening day lineup: forwards Bob Boozer and Don Kojis, center Len Chappell, guards Guy Rodgers and Jerry Sloan ... Sloan's game-high 26 points led Bulls to 119-116 win over San Francisco in home opener before 4,200 fans at Amphitheatre (10/18/66) ... Rodgers' team-record 24 assists highlighted the 110-107 win over New York (12/21/66) ... Rodgers and Sloan named to West All-Star Team ... lost then-highest scoring game in team history, 142-141, to San Francisco in overtime (02/05/67) ... handed eventual NBA Champion Philadelphia one of its 13 losses, 129-122 at Evansville (03/01/67) ... Bulls' 33 wins are the most ever by an expansion team.

PLAYOFFS: Lost first playoff game 114-100 to St. Louis (03/21/67) ... eliminated 0-3 by St. Louis.

HONORS: Johnny "Red" Kerr named NBA Coach of the Year ... Mueller selected to NBA All-Rookie team ... Rodgers led NBA in assists (11.2) and Bulls in scoring (18.0) ... Sloan led Bulls in rebounding (9.1).

1967/68 CHICAGO BULLS

GAME	DAY	DATE	PLACE	TEAM	BULLS	OPP.	W-L	ATTEN.
1	Sat.	10-14-67	Boston	Boston	90	105	0-1	10,703
2	Tues.	10-17-67	Chicago	Los Angeles	105	107	0-2	2,234
3	Thur.	10-19-67	Chicago	San Francisco	106	116	0-3	1,149
4	Fri.	10-20-67	Chicago	St. Louis	99	126	0-4	2,248
5	Sat.	10-21-67	Cincinnati	Cincinnati	107	109	0-5	4,658
6	Wed.	10-25-67	Detroit	Detroit	99	107	0-6	3,602
7	Fri.	10-27-67	Los Angeles	Los Angeles	117	125	0-7	6,301
8	Sun.	10-29-67	Oakland	San Francisco	105	125	0-8	2,132
9	Tues.	10-31-67	Seattle	Seattle	104	114	0-9	3,109
10	Thur.	11-02-67	Spokane, Wash.	Seattle	119	105	1-9	1,051
11	Tues.	11-07-67	Chicago	St. Louis	106	111	1-10	2,880
12	Thur.	11-09-67	Chicago	Boston	93	107	1-11	3,704
13	Sun.	11-12-67	Los Angeles	Los Angeles	96	97	1-12	12,941
14	Wed.	11-15-67	Los Angeles	Los Angeles	115	124	1-13	7,702
15	Thur.	11-16-67	San Diego	San Diego	91	99	1-14	3,162
16	Fri.	11-17-67	Oakland	San Francisco	109	111	1-15	3,189
17	Sat.	11-18-67	Chicago	Detroit	132	130	2-15	5,010
18	Tues.	11-21-67	New York	New York (20T)	123	125	2-16	8,734
19	Wed.	11-22-67	Baltimore	Baltimore	105	100	3-16	2,821
20	Thur.	11-23-67	Milwaukee	New York	106	96	4-16	5,048
21	Fri.	11-24-67	Chicago	Philadelphia	104	122	4-17	10,103
22	Sat.	11-25-67	Philadelphia	Philadelphia	119	114	5-17	11,263
23	Tues.	11-28-67	Chicago	Seattle	108	111	5-18	1,659
24	Fri.	12-01-67	Chicago	New York	102	100	6-18	3,453
25	Sat.	12-02-67	Cincinnati	Cincinnati	126	110	7-18	2,311
26	Tues.	12-05-67	Evansville, Ind.	Cincinnati	105	104	8-18	2,870
27	Wed.	12-06-67	Detroit	Detroit	121	135	8-19	4,012
28	Thur.	12-07-67	Chicago	San Diego	108	118	8-20	1,800
29	Fri.	12-08-67	Seattle	Seattle	115	114	9-20	3,635
30	Sat.	12-09-67	San Francisco	San Francisco	112	119	9-21	3,169
31	Tues.	12-12-67	San Diego	San Diego	104	118	9-22	2,652
32	Wed.	12-13-67	San Francisco	San Francisco	109	104	10-22	2,388
33	Thur.	12-14-67	Los Angeles	Los Angeles	106	101	11-22	6,866
34	Fri.	12-15-67	Chicago	Seattle	115	122	11-23	1,686
35	Sat.	12-16-67	Chicago	Philadelphia	123	143	11-24	4,394
36	Thur.	12-21-67	Chicago	Baltimore	108	116	11-25	2,103
37	Fri.	12-22-67	Baltimore	Baltimore	112	117	11-26	1,994
38	Tues.	12-26-67	Chicago	Los Angeles	101	104	11-27	3,688
39	Fri.	12-29-67	Chicago	San Francisco	107	100	12-27	3,225
40	Mon.	01-01-68	Chicago	Baltimore	109	103	13-27	3,188
41	Tues.	01-02-68	Chicago	Boston	95	84	14-27	2,742
42	Wed.	01-03-68	Baltimore	Baltimore	113	94	15-27	1,706
43	Fri.	01-05-68	Philadelphia	New York	99	121	15-28	8,235
44	Sat.	01-06-68	Cincinnati	Cincinnati	114	109	16-28	2,602
45	Tues.	01-09-68	Evansville, Ind.	St. Louis	109	121	16-29	3,000
46	Sat.	01-13-68	Chicago	Baltimore	110	106	17-29	3,468
47	Sun.	01-14-68	St. Louis	St. Louis	92	99	17-30	4,213
48	Tues.	01-16-68	Chicago	San Diego	123	110	18-30	2,822
49	Wed.	01-17-68	Baltimore	San Diego	104	110	18-31	4,419
50	Sat.	01-20-68	Chicago	Philadelphia	111	135	18-32	6,544
51	Sun.	01-21-68	St. Louis	St. Louis	90	98	18-33	8,106
52	Thur.	01-25-68	Chicago	New York	118	126	18-34	4,350
53	Tues.	01-30-68	Chicago	San Francisco	119	123	18-35	3,383
54	Wed.	01-31-68	Boston	Boston	109	118	18-36	6,069
55	Thur.	02-01-68	Evansville, Ind.	New York	103	112	18-37	2,733
56	Fri.	02-02-68	Chicago	Cincinnati	113	125	18-38	13,575
57	Tues.	02-06-68	Chicago	San Francisco (OT)	124	126	18-39	2,354
58	Thur.	02-08-68	Chicago	Detroit	131	110	19-39	2,895
59	Fri.	02-09-68	Philadelphia	Philadelphia	113	118	19-40	9,708
60	Sat.	02-10-68	St. Louis	St. Louis	107	108	19-41	8,408
61	Mon.	02-12-68	Cleveland	Cincinnati (OT)	112	104	20-41	2,425
62	Tues.	02-13-68	Chicago	San Diego	114	102	21-41	3,066
63	Thur.	02-15-68	Milwaukee	Los Angeles	105	132	21-42	8,638
64	Fri.	02-16-68	Chicago	Boston	108	124	21-43	10,286
65	Sun.	02-18-68	St. Louis	St. Louis	113	107	22-43	5,852
66	Tues.	02-20-68	New York	Detroit (OT)	124	121	23-43	19,500
67	Wed.	02-21-68	Baltimore	Seattle	108	106	24-43	5,212
68	Sat.	02-24-68	New York	New York	101	109	24-44	14,989
69	Thur.	02-29-68	Evansville, Ind.	Los Angeles	107	117	24-45	2,950
70	Fri.	03-01-68	Boston	Boston	87	94	24-46	8,050
71	Sun.	03-03-68	Detroit	Detroit	123	134	24-47	5,549
72	Tues.	03-05-68	Chicago	Detroit	119	121	24-48	2,345
73	Thur.	03-07-68	Chicago	Boston	118	112	25-48	3,618
74	Sat.	03-09-68	Chicago	St. Louis	109	115	25-49	3,840
75	Mon.	03-11-68	Chicago	Cincinnati	104	98	26-49	5,169
76	Tues.	03-12-68	New York	Philadelphia	115	139	26-50	19,500
77	Wed.	03-13-68	Baltimore	Baltimore	100	96	27-50	3,993
78	Fri.	03-15-68	Chicago	Seattle	101	113	27-51	3,426
79	Sat.	03-16-68	Chicago	Philadelphia	122	144	27-52	6,964
80	Sun.	03-17-68	San Diego	San Diego	129	121	28-52	3,111
81	Tues.	03-19-68	Portland	Seattle	104	122	28-53	10,429
82	Wed.	03-20-68	San Diego	San Diego	121	112	29-53	4,194



LEFT TO RIGHT: (front row): Flynn Robinson, Dave Schellhase, Barry Clemens, Keith Erickson, Clem Haskins. (back row): Joe Proski, Jerry Sloan, Jim Washington, McCoy McLemore, Bob Boozer, Erwin Mueller, Head Coach Johnny "Red" Kerr.

DRAFT: First round, Clem Haskins (Western Kentucky); second round, Byron Beck (Denver University).

RECORD: 29-53 (FOURTH PLACE)

REGULAR SEASON: Opening day lineup: forwards Bob Boozer and Barry Clemens, center Erwin Mueller, guards Guy Rodgers and Jerry Sloan ... opened season with one win in 16 games ... traded Rodgers to Cincinnati for Flynn Robinson, cash and two draft choices (10/20/67) ... Philadelphia's Wilt Chamberlain set Chicago Stadium record for field goals (30), points (68) and rebounds for one half (21) in 143-123 win over Bulls (12/16/67) ... obtained center Jim Barnes and a draft choice from Los Angeles for Mueller ... Boozer named to West All-Star Team.

PLAYOFFS: Robinson's team-record 41 points led Bulls to first-ever playoff win, 104-98 over Los Angeles (03/27/68) ... eliminated 1-4 by Los Angeles ... Head Coach Johnny "Red" Kerr resigned and Dick Motta was named his successor.

HONORS: Boozer led Bulls in scoring (21.5) ... Washington led Bulls in rebounding (10.1).

1968/69 CHICAGO BULLS

GAME	DAY	DATE	PLACE	TEAM	BULLS	OPP.	W-L	ATTN.
1	Tues.	10-15-68	New York	New York	100	96	1-0	12,275
2	Wed.	10-16-68	Milwaukee	Milwaukee	89	84	2-0	8,467
3	Sat.	10-19-68	Chicago	Boston	96	106	2-1	9,193
4	Wed.	10-23-68	Atlanta	Atlanta	91	106	2-2	5,150
5	Sat.	10-26-68	Philadelphia	Philadelphia	118	122	2-3	10,081
6	Tues.	10-29-68	New York	Boston	103	97	3-3	18,044
7	Thur.	10-31-68	Phoenix	Phoenix	103	112	3-4	3,029
8	Fri.	11-01-68	Los Angeles	Los Angeles	114	101	4-4	9,764
9	Sat.	11-02-68	Seattle	Seattle	95	101	4-5	4,330
10	Sun.	11-03-68	San Diego	San Diego	107	121	4-6	8,764
11	Tues.	11-05-68	Chicago	Los Angeles (OT)	109	112	4-7	5,749
12	Wed.	11-06-68	Cincinnati	Cincinnati	122	133	4-8	2,328
13	Thur.	11-07-68	Chicago	Seattle	120	105	5-8	891
14	Sat.	11-09-68	Chicago	Cincinnati	104	110	5-9	6,312
15	Tues.	11-12-68	Chicago	San Diego	115	108	6-9	1,652
16	Sat.	11-16-68	New York	New York	97	119	6-10	8,672
17	Tues.	11-19-68	Chicago	San Francisco	109	121	6-11	1,640
18	Thur.	11-21-68	Chicago	Milwaukee	120	111	7-11	1,673
19	Fri.	11-22-68	Boston	New York	107	114	7-12	8,224
20	Sat.	11-23-68	Chicago	Atlanta	96	114	7-13	4,169
21	Sun.	11-24-68	Los Angeles	Los Angeles	100	103	7-14	7,445
22	Tues.	11-26-68	Seattle	Seattle	98	99	7-15	2,895
23	Wed.	11-27-68	San Francisco	San Francisco	119	106	8-15	3,217
24	Fri.	11-29-68	San Diego	San Diego	110	89	9-15	5,763
25	Sat.	11-30-68	Chicago	Phoenix	100	96	10-15	3,246
26	Sun.	12-01-68	Baltimore	Baltimore	100	110	10-16	3,319
27	Tues.	12-03-68	Chicago	San Diego	103	108	10-17	1,157
28	Thur.	12-05-68	Chicago	Philadelphia	92	109	10-18	1,412
29	Sat.	12-07-68	Chicago	Los Angeles	90	81	11-18	5,237
30	Tues.	12-10-68	Chicago	Detroit	100	83	12-18	1,357
31	Fri.	12-13-68	Chicago	New York	83	94	12-19	2,347
32	Tues.	12-17-68	Chicago	Atlanta	83	87	12-20	1,105
33	Thur.	12-19-68	Chicago	Milwaukee	113	111	13-20	1,006
34	Fri.	12-20-68	Milwaukee	Baltimore	102	125	13-21	5,303
35	Sat.	12-21-68	Chicago	Boston	94	102	13-22	3,323
36	Wed.	12-25-68	Cincinnati	Cincinnati	98	103	13-23	4,502
37	Thur.	12-26-68	Chicago	Cincinnati	104	96	14-23	2,617
38	Sat.	12-28-68	Chicago	Los Angeles	93	86	15-23	3,842
39	Sun.	12-29-68	Milwaukee	Milwaukee	102	97	16-23	5,779
40	Mon.	12-30-68	Chicago	San Francisco	103	97	17-23	1,425
41	Thur.	01-02-69	Chicago	Atlanta	88	106	17-24	2,675
42	Sat.	01-04-69	Chicago	Phoenix	103	92	18-24	3,107
43	Mon.	01-06-69	Omaha, Neb.	Cincinnati	104	106	18-25	8,295
44	Tues.	01-07-69	Chicago	New York	102	101	19-25	1,815
45	Sat.	01-11-69	Chicago	Seattle	119	86	20-25	3,870
46	Thur.	01-16-69	Chicago	San Francisco	99	112	20-26	2,527
47	Sat.	01-18-69	Chicago	San Diego (OT)	107	102	21-26	5,275
48	Sun.	01-19-69	Detroit	Detroit	111	120	21-27	3,391
49	Tues.	01-21-69	Chicago	Baltimore	93	116	21-28	3,214
50	Wed.	01-22-69	Chicago	Boston	95	94	22-28	4,115
51	Fri.	01-24-69	Phoenix	Phoenix	106	117	22-29	6,275
52	Sun.	01-26-69	San Diego	San Diego	95	111	22-30	4,669
53	Tues.	01-28-69	Los Angeles	Los Angeles	118	125	22-31	10,127
54	Thur.	01-30-69	San Francisco	San Francisco	111	101	23-31	4,921
55	Fri.	01-31-69	Chicago	Detroit	102	103	23-32	9,189
56	Sun.	02-02-69	Philadelphia	Philadelphia	104	112	23-33	10,986
57	Mon.	02-03-69	Baltimore	Baltimore	122	132	23-34	4,052
58	Tues.	02-04-69	Chicago	Milwaukee	98	107	23-35	1,971
59	Wed.	02-05-69	Detroit	Detroit	120	108	24-35	2,240
60	Fri.	02-07-69	Chicago	New York	98	105	24-36	5,120
61	Sat.	02-08-69	Atlanta	Atlanta	97	106	24-37	4,065
62	Tues.	02-11-69	Chicago	Baltimore	116	124	24-38	4,220
63	Thur.	02-13-69	Chicago	Detroit	120	101	25-38	2,652
64	Sat.	02-15-69	Chicago	Cincinnati	101	111	25-39	7,117
65	Tues.	02-18-69	Seattle	Seattle	113	114	25-40	5,002
66	Fri.	02-21-69	Phoenix	Phoenix	133	121	26-40	4,939
67	Mon.	02-24-69	San Francisco	San Francisco	119	108	27-40	1,942
68	Tues.	02-25-69	San Francisco	San Francisco	99	101	27-41	2,342
69	Wed.	02-26-69	Seattle	Seattle	124	122	28-41	4,138
70	Sun.	03-02-69	Boston	Boston	92	99	28-42	10,045
71	Tues.	03-04-69	Chicago	Philadelphia	114	113	29-42	3,150
72	Wed.	03-05-69	Milwaukee	Milwaukee	124	108	30-42	3,766
73	Thur.	03-06-69	Cardondale, Ill.	Phoenix (OT)	125	117	31-42	3,125
74	Fri.	03-07-69	Philadelphia	Philadelphia	113	131	31-43	16,244
75	Tues.	03-11-69	Chicago	Atlanta	102	90	32-43	11,250
76	Wed.	03-12-69	Atlanta	Atlanta	90	109	32-44	5,203
77	Thur.	03-13-69	Chicago	Philadelphia	106	113	32-45	3,635
78	Sat.	03-15-69	Chicago	Seattle	101	83	33-45	5,254
79	Tues.	03-18-69	Chicago	Los Angeles	92	93	33-46	7,921
80	Wed.	03-19-69	Boston	Boston	92	104	33-47	7,578
81	Fri.	03-21-69	Chicago	Baltimore	103	115	33-48	4,248
82	Sun.	03-23-69	Detroit	Detroit	114	158	33-49	4,601



LEFT TO RIGHT: (front row): Clem Haskins, Loy Petersen, Erwin Mueller, Flynn Robinson, Barry Clemens, Jerry Sloan. (back row): Head Coach Dick Motta, Trainer Jerry McCann, Jim Washington, Bob Boozer, Dave Newmark, Tom Boerwinkle, Jim Barnes, Owner Dick Klein.

DRAFT: First round, Tom Boerwinkle (Tennessee); second round, Loy Petersen (Oregon State) and Ron Dunlap (Illinois).

RECORD: 33-49 (FIFTH PLACE)

REGULAR SEASON: Opening day lineup: forwards Bob Boozer and Jim Washington, center Tom Boerwinkle, guards Flynn Robinson and Jerry Sloan ... smallest home crowd (891) in team history watched Bulls play Seattle (11/07/68) ... set team record with 130 field goal attempts against San Francisco (11/19/68) ... traded Robinson to Milwaukee for Bob Love and Bobby Weiss (11/23/68) ... combined with San Diego to set Stadium record (150) for rebounds (01/18/69) ... Sloan named to West All-Star Team ... Sloan's career-high 43 points led Bulls over Milwaukee (03/05/69).

PLAYOFFS: Failed to qualify ... named Pat Williams General Manager.

HONORS: Sloan selected to NBA All-Defensive Team ... Boozer led Bulls in scoring (21.7) ... Boerwinkle led Bulls in rebounding (11.1).

1969/70 CHICAGO BULLS

GAME	DAY	DATE	PLACE	TEAM	BULLS	OPP.	W-L	ATTEN.
1	Wed.	10-15-69	Baltimore	Baltimore	93	98	0-1	6,581
2	Fri.	10-17-69	Chicago	New York	87	116	0-2	8,909
3	Sat.	10-18-69	Chicago	Seattle (OT)	131	126	1-2	7,490
4	Fri.	10-24-69	Phoenix	Phoenix (OT)	116	115	2-2	4,576
5	Sun.	10-26-69	Los Angeles	Los Angeles	125	129	2-3	11,651
6	Tues.	10-28-69	Seattle	Seattle	116	114	2-3	3,620
7	Wed.	10-29-69	San Francisco	San Francisco	101	87	4-3	4,406
8	Fri.	10-31-69	Boston	Baltimore	118	109	5-3	7,396
9	Tues.	11-04-69	Baltimore	Philadelphia	109	113	5-4	5,091
10	Thur.	11-06-69	Chicago	Atlanta (OT)	137	142	5-5	9,087
Game tied 124-124 with one second to play. It was continued on Feb. 8, 1970.								
11	Sat.	11-08-69	Chicago	Boston	103	87	6-5	13,590
12	Mon.	11-10-69	Auburn, Ala.	Atlanta	132	133	6-6	5,163
13	Tues.	11-11-69	Chicago	Seattle	106	100	7-6	8,149
14	Thur.	11-13-69	New York	New York	99	114	7-7	18,837
15	Fri.	11-14-69	Milwaukee	Milwaukee	100	122	7-8	9,072
16	Sat.	11-15-69	Chicago	San Francisco	124	105	8-8	7,088
17	Tues.	11-18-69	Chicago	Philadelphia	127	119	9-8	8,129
18	Wed.	11-19-69	Boston	Boston	106	122	9-9	7,553
19	Fri.	11-21-69	Cincinnati	Cincinnati	119	133	9-10	3,450
20	Sat.	11-22-69	Chicago	Milwaukee	125	106	10-10	12,269
21	Tues.	11-25-69	Kansas City	Detroit	103	104	10-11	4,966
22	Wed.	11-26-69	Detroit	Detroit	129	109	11-11	2,714
23	Fri.	11-28-69	Chicago	San Diego	126	119	12-11	16,282
24	Sun.	11-30-69	Los Angeles	Los Angeles (OT)	116	114	13-11	13,519
25	Tues.	12-02-69	Salt Lake City	Phoenix	110	121	13-12	3,220
26	Wed.	12-03-69	San Diego	San Diego	131	146	13-13	4,273
27	Fri.	12-05-69	Phoenix	Phoenix	113	114	13-14	6,021
28	Sat.	12-06-69	Chicago	Boston (OT)	116	114	14-14	10,103
29	Mon.	12-08-69	Kansas City	Baltimore	122	125	14-15	4,211
30	Tues.	12-09-69	Chicago	Phoenix	109	102	15-15	10,833
31	Thur.	12-11-69	Kansas City	San Francisco	110	104	16-15	3,382
32	Fri.	12-12-69	Chicago	Baltimore	108	123	16-16	8,952
33	Sun.	12-14-69	Philadelphia	Philadelphia	121	126	16-17	4,577
34	Tues.	12-16-69	Chicago	San Diego	101	110	16-18	10,299
35	Thur.	12-18-69	Kansas City	Atlanta	114	112	17-18	2,857
36	Fri.	12-19-69	Chicago	New York	99	108	17-19	14,072
37	Sun.	12-21-69	Atlanta	Atlanta	111	118	17-20	6,025
38	Tues.	12-23-69	Boston	Boston	112	117	17-21	5,585
39	Tues.	12-30-69	New York	New York	96	116	17-22	19,500
40	Wed.	12-31-69	Philadelphia	Philadelphia	109	129	17-23	9,014
41	Thur.	01-01-70	Seattle	Seattle	114	111	18-23	5,149
42	Sat.	01-03-70	San Francisco	San Francisco	102	116	18-24	3,841
43	Sun.	01-04-70	San Diego	San Diego	121	140	18-25	4,461
44	Tues.	01-06-70	Kansas City	Los Angeles	105	100	19-25	5,030
45	Thur.	01-08-70	Chicago	Phoenix	152	123	20-25	5,086
46	Sat.	01-10-70	Chicago	Los Angeles (OT)	116	112	21-25	10,829
47	Mon.	01-12-70	Chicago	Philadelphia	117	113	22-25	6,404
48	Thur.	01-15-70	Chicago	Cincinnati	130	120	23-25	7,512
49	Fri.	01-16-70	Kansas City	Seattle	103	119	23-26	3,713
50	Sat.	01-17-70	Milwaukee	Milwaukee (OT)	132	130	24-26	10,746
51	Sun.	01-18-70	Atlanta	Atlanta	107	125	24-27	5,062
52	Fri.	01-23-70	Chicago	New York	117	120	24-28	14,505
53	Sat.	01-24-70	Detroit	Detroit	122	128	24-29	2,680
54	Sun.	01-25-70	Chicago	Detroit	120	111	25-29	7,063
55	Mon.	01-26-70	Kansas City	Cincinnati	115	116	25-30	6,125
56	Wed.	01-28-70	Baltimore	Baltimore	115	123	25-31	4,340
57	Fri.	01-30-70	Chicago	Milwaukee	105	121	25-32	12,111
58	Sat.	01-31-70	New York	New York	104	123	25-33	19,500
59	Sun.	02-01-70	Chicago	Cincinnati	115	108	26-33	11,107
60	Tues.	02-03-70	Baltimore	Boston	85	93	26-34	4,418
61	Thur.	02-05-70	Chicago	San Francisco	105	127	26-35	9,213
62	Fri.	02-06-70	Atlanta	Atlanta	93	104	26-36	6,733
63	Sun.	02-08-70	Chicago	Atlanta	117	107	27-36	9,569
64	Thur.	02-12-70	Chicago	Phoenix	122	121	28-36	11,190
65	Sat.	02-14-70	Chicago	Los Angeles	116	113	29-36	11,449
66	Sun.	02-15-70	Detroit	Detroit	119	126	29-37	3,616
67	Fri.	02-20-70	Chicago	Philadelphia	126	119	30-37	12,102
68	Sat.	02-21-70	Cincinnati	Cincinnati	119	127	30-38	9,551
69	Mon.	02-23-70	Kansas City	San Diego	127	125	31-38	3,857
70	Wed.	02-25-70	San Francisco	San Francisco	112	104	32-38	2,160
71	Fri.	02-27-70	Los Angeles	Los Angeles	101	111	32-39	15,374
72	Sat.	02-28-70	Seattle	Seattle	104	140	32-40	13,086
73	Sun.	03-01-70	San Diego	San Diego	122	135	32-41	4,172
74	Tues.	03-03-70	Phoenix	Phoenix	123	111	33-41	9,699
75	Tues.	03-10-70	Chicago	San Diego	111	106	34-41	9,212
76	Fri.	03-13-70	Chicago	Boston	134	113	35-41	10,748
77	Sat.	03-14-70	Chicago	Detroit	111	96	36-41	4,106
78	Sun.	03-15-70	Madison, Wis.	Milwaukee	130	107	37-41	9,272
79	Mon.	03-16-70	Omaha, Neb.	Cincinnati (OT)	142	140	38-41	3,652
80	Tues.	03-17-70	Chicago	Seattle	102	109	38-42	9,098
81	Fri.	03-20-70	Chicago	Baltimore	131	138	38-43	13,747
82	Sun.	03-22-70	Chicago	Milwaukee	129	115	39-43	11,445



LEFT TO RIGHT: (front row): Bob Kauffman, Shaler Halimon, Loy Petersen, Clem Haskins, Jerry Sloan, Bob Weiss. (back row): Trainer Jerry McCann, Bob Love, Walt Wesley, Tom Boerwinkle, Chet Walker, Ed Manning, Head Coach Dick Motta, General Manager Pat Williams.

DRAFT: First round, Larry Cannon (La Salle); second round, Simmie Hill (West Texas State), Ken Spain (Houston) and John Baum (Temple).

DRAFT: 39-43 (THIRD PLACE)

REGULAR SEASON: Traded Jim Washington and future considerations to Philadelphia for Shaler Halimon and Chet Walker (09/02/69) ... traded Dave Newmark and Norm Van Lier to Cincinnati for Walt Wesley and draft choice (10/12/69) ... opening day lineup: forwards Bob Kauffman and Chet Walker, center Tom Boerwinkle, guards Clem Haskins and Jerry Sloan ... Boerwinkle set team record for rebounds (37) and Bulls established their high for points in 152-123 win over Phoenix (01/08/70) ... Walker named to NBA West All-Star Team ... Haskins hit team-record 11 straight field goals in 127-119 loss to Detroit (02/15/70) ... reached 10,000 mark in average attendance for first time in team history.

PLAYOFFS: Haskins' team-record 13 assists lifted Bulls over Atlanta 131-120 (04/03/70) ... eliminated 1-4 by Atlanta.

HONORS: Sloan selected to NBA All-Defensive Team ... Chet Walker led Bulls in scoring (21.5) ... Boerwinkle led Bulls in rebounding (12.5).

1970/71 CHICAGO BULLS

GAME	DAY	DATE	PLACE	TEAM	BULLS	OPP.	W-L	ATTEN.
1	Tues.	10-13-70	Chicago	San Diego	111	96	1-0	7,304
2	Wed.	10-14-70	Philadelphia	Philadelphia	107	110	1-1	7,035
3	Fri.	10-16-70	Chicago	Los Angeles	102	106	1-2	10,766
4	Sat.	10-17-70	New York	New York	99	96	2-2	17,147
5	Sun.	10-25-70	Portland	Portland	131	116	3-2	3,352
6	Wed.	10-28-70	Phoenix	Phoenix	118	105	4-2	6,343
7	Fri.	10-30-70	San Francisco	San Francisco	101	98	5-2	2,281
8	Sat.	10-31-70	Seattle	Seattle	119	122	5-3	5,727
9	Tues.	11-03-70	Chicago	Seattle	113	101	6-3	8,244
10	Fri.	11-06-70	Chicago	Phoenix	102	105	6-4	8,107
11	Sat.	11-07-70	Chicago	Detroit	125	99	7-4	10,011
12	Tues.	11-10-70	Chicago	Los Angeles	118	96	8-4	9,198
13	Fri.	11-13-70	Chicago	New York	98	106	8-5	10,269
14	Sat.	11-14-70	Atlanta	Atlanta	120	116	9-5	4,561
15	Tues.	11-17-70	Chicago	San Francisco	105	111	9-6	12,080
16	Wed.	11-18-70	Cincinnati	Cincinnati	128	107	10-6	6,128
17	Sat.	11-21-70	Chicago	Boston	110	107	11-6	9,178
18	Tues.	11-24-70	Chicago	Milwaukee	108	117	11-7	11,331
19	Fri.	11-27-70	Chicago	Buffalo	121	104	12-7	9,938
20	Sat.	11-28-70	Baltimore	Baltimore	91	99	12-8	5,359
21	Tues.	12-01-70	Chicago	Philadelphia	107	91	13-8	9,290
22	Thur.	12-03-70	Milwaukee	Milwaukee	100	107	13-9	9,759
23	Fri.	12-04-70	Detroit	Detroit	103	107	13-10	5,893
24	Sat.	12-05-70	Chicago	Boston	97	101	13-11	9,047
25	Tues.	12-08-70	Chicago	San Francisco	98	67	14-11	7,886
26	Thur.	12-10-70	Syracuse, N.Y.	Buffalo	138	120	15-11	2,149
27	Fri.	12-11-70	Chicago	Atlanta	87	86	16-11	7,127
28	Sat.	12-12-70	Chicago	San Diego	103	98	17-11	9,010
29	Tues.	12-15-70	Chicago	Baltimore	115	97	18-11	9,581
30	Fri.	12-18-70	Chicago	Cincinnati	137	122	19-11	10,293
31	Sat.	12-19-70	New York	New York	87	98	19-12	18,499
32	Sun.	12-20-70	Cleveland	Cleveland	116	103	20-12	2,466
33	Tues.	12-22-70	Chicago	Cleveland	121	80	21-12	6,850
34	Wed.	12-23-70	Buffalo	Buffalo	104	103	22-12	3,182
35	Fri.	12-25-70	Baltimore	Baltimore	112	128	22-13	4,304
36	Sat.	12-26-70	Chicago	Detroit	114	117	22-14	12,117
37	Sun.	12-27-70	San Diego	San Diego	110	101	23-14	7,357
38	Tues.	12-29-70	Los Angeles	Los Angeles	117	126	23-15	14,653
39	Wed.	12-30-70	Seattle	Seattle	109	128	23-16	12,935
40	Sat.	01-02-71	Portland	Portland	136	113	24-16	5,101
41	Tues.	01-05-71	Chicago	San Diego	116	103	25-16	5,714
42	Wed.	01-06-71	Madison, Wis.	Milwaukee	106	119	25-17	6,093
43	Fri.	01-08-71	Chicago	Portland	105	113	25-18	5,116
44	Sun.	01-10-71	Chicago	Buffalo	141	113	26-18	7,019
45	Thur.	01-14-71	Chicago	Philadelphia	108	103	27-18	6,170
46	Fri.	01-15-71	Philadelphia	Philadelphia	96	99	27-19	5,658
47	Sat.	01-16-71	Chicago	Milwaukee	90	110	27-20	14,013
48	Tues.	01-19-71	Chicago	Portland	123	111	28-20	7,511
49	Wed.	01-20-71	Chicago	New York	109	103	29-20	9,088
50	Sat.	01-23-71	San Francisco	San Francisco	87	83	30-20	3,213
51	Sun.	01-24-71	Phoenix	Phoenix	112	113	30-21	5,923
52	Tues.	01-26-71	Los Angeles	Los Angeles	111	136	30-22	10,383
53	Wed.	01-27-71	San Diego	San Diego	111	106	31-22	4,188
54	Sun.	01-31-71	Chicago	Cincinnati	131	99	32-22	10,086
55	Tues.	02-02-71	Chicago	Seattle	118	101	33-22	8,813
56	Wed.	02-03-71	Baltimore	Baltimore	124	102	34-22	3,748
57	Fri.	02-05-71	Chicago	Philadelphia	114	102	35-22	10,918
58	Sat.	02-06-71	New York	New York	109	102	36-22	19,500
59	Sun.	02-07-71	Boston	Boston	96	104	36-23	6,088
60	Tues.	02-09-71	Chicago	Boston	88	90	36-24	10,633
61	Fri.	02-12-71	Chicago	Los Angeles	107	88	37-24	14,050
62	Sat.	02-13-71	Milwaukee	Milwaukee	96	103	37-25	10,746
63	Sun.	02-14-71	Chicago	Cleveland	108	83	38-25	10,386
64	Tues.	02-16-71	Chicago	Atlanta	118	102	39-25	11,122
65	Wed.	02-17-71	Cleveland	Cleveland	109	104	40-25	8,429
66	Fri.	02-19-71	Chicago	Detroit (OT)	115	114	41-25	18,454*
67	Sun.	02-21-71	Detroit	Detroit	125	112	42-25	8,520
68	Sat.	02-27-71	Seattle	Seattle	129	114	43-25	10,801
69	Mon.	03-01-71	Las Cruces, N.M.	Cincinnati	98	94	44-25	9,097
70	Wed.	03-03-71	Phoenix	Phoenix	90	115	44-26	12,371
71	Fri.	03-05-71	San Diego	San Francisco	130	103	45-26	10,138
72	Sat.	03-06-71	Oakland	San Diego	105	99	46-26	10,388
73	Sun.	03-07-71	Los Angeles	Los Angeles	108	117	46-27	13,825
74	Tues.	03-09-71	Chicago	Milwaukee (OT)	110	103	47-27	16,277
75	Fri.	03-12-71	Chicago	Phoenix	116	92	48-27	14,703
76	Sat.	03-13-71	Chicago	Phoenix	111	99	49-27	17,505*
77	Sun.	03-14-71	Boston	Boston	104	117	49-28	5,084
78	Tues.	03-16-71	Chicago	Baltimore	113	99	50-28	8,854
79	Thur.	03-18-71	Chicago	San Francisco	85	91	50-29	10,303
80	Fri.	03-19-71	Atlanta	Atlanta (OT)	111	112	50-30	7,192
81	Sat.	03-20-71	Chicago	Atlanta	138	121	51-30	10,844
82	Sun.	03-21-71	Detroit	Detroit	111	116	51-31	7,810

* home sellout



LEFT TO RIGHT: (front row): Matt Guokas, Jim King, Jimmy Collins, Jerry Sloan, John Baum, Bob Weiss. (back row): Head Coach Dick Motta, Bob Love, A.W. Holt, Tom Boerwinkle, Jim Fox, Paul Ruffner, Chet Walker, Trainer Bob Biel, General Manager Pat Williams.

DRAFT: First round, Jimmy Collins (New Mexico State); second round, Paul Ruffner (Brigham Young).

RECORD: 51-31 (SECOND PLACE)

REGULAR SEASON: Finished season with 50-plus wins for first time in club's history ... Boerwinkle's 33 rebounds led Bulls over Bucks 110-103, snapping Milwaukee's 20 straight wins (03/09/71) ... Bulls defeated Suns in back-to-back Stadium contests to gain playoff spot ... Love and Walker combined for 54 points in Bulls 116-92 win (03/12/71) ... the following night they combined for 59 points in Bulls 111-99 win ... set team-record 52 assists in 138-121 win over Atlanta (03/20/71).

PLAYOFFS: Weiss' 25 points and club's second-half rally enabled Bulls to tie the Los Angeles series 3-3 with a 113-99 win (04/04/71) ... eliminated 3-4 by L.A. Lakers.

HONORS: Motta named NBA Coach of the Year ... Love named to NBA West All-Star Team ... Love and Sloan also named to All-Defensive Second Team ... Walker led NBA in free throw percentage (.859) ... Love set club record in minutes (3,482) and points (2,043).

1971/72 CHICAGO BULLS

GAME	DAY	DATE	PLACE	TEAM	BULLS	OPP.	W-L	ATTEN.
1	Tues.	10-12-71	Chicago	Philadelphia	100	114	0-1	8,697
2	Fri.	10-15-71	Chicago	Baltimore	106	82	1-1	8,689
3	Wed.	10-20-71	Waco, Texas	Houston	125	110	2-1	750
4	Fri.	10-22-71	Los Angeles	Los Angeles	113	106	3-1	15,086
5	Sun.	10-24-71	Phoenix	Phoenix	105	104	4-1	6,970
6	Tues.	10-26-71	Portland	Portland	123	111	5-1	5,715
7	Fri.	10-29-71	San Diego	Golden State	83	99	5-2	4,126
8	Tues.	11-02-71	Chicago	Phoenix	108	101	6-2	5,843
9	Wed.	11-03-71	Atlanta	Atlanta	113	100	7-2	4,778
10	Fri.	11-05-71	Chicago	Milwaukee	102	104	7-3	19,500*
11	Sat.	11-06-71	Buffalo	Buffalo	99	130	7-4	7,164
12	Tues.	11-09-71	Chicago	Los Angeles	109	122	7-5	9,082
13	Wed.	11-10-71	Baltimore	Baltimore	125	106	8-5	5,962
14	Sat.	11-13-71	Chicago	Houston	111	102	9-5	9,275
15	Tues.	11-16-71	Chicago	Seattle	95	87	10-5	8,907
16	Fri.	11-19-71	Philadelphia	Philadelphia	148	104	11-5	8,350
17	Sat.	11-20-71	Chicago	Boston	123	106	12-5	12,410
18	Tues.	11-23-71	Chicago	Portland	130	94	13-5	7,533
19	Fri.	11-26-71	Chicago	Golden State	121	89	14-5	16,141
20	Sat.	11-27-71	New York	New York	99	100	14-6	19,588
21	Tues.	11-30-71	Chicago	Atlanta	86	85	15-6	7,077
22	Wed.	12-01-71	Cincinnati	Cincinnati	109	101	16-6	2,207
23	Fri.	12-03-71	Chicago	New York	122	96	17-6	15,009
24	Sat.	12-04-71	Milwaukee	Milwaukee	105	108	17-7	10,746
25	Tues.	12-07-71	Chicago	Cleveland	115	99	18-7	7,951
26	Thur.	12-09-71	Detroit	Detroit	107	110	18-8	3,101
27	Fri.	12-10-71	Chicago	Baltimore	118	102	19-8	10,293
28	Sat.	12-11-71	Boston	Boston	115	99	20-8	5,523
29	Tues.	12-14-71	Chicago	Boston	108	116	20-9	9,554
30	Fri.	12-17-71	Chicago	Houston	98	109	20-10	6,714
31	Sun.	12-19-71	Cleveland	Cleveland	119	101	21-10	3,476
32	Tues.	12-21-71	Chicago	Detroit	127	92	22-10	8,108
33	Thur.	12-23-71	Phoenix	Phoenix (OT)	117	108	23-10	9,289
34	Sat.	12-25-71	Portland	Portland	109	88	24-10	6,446
35	Sun.	12-26-71	Seattle	Seattle	103	102	25-10	10,240
36	Tues.	12-28-71	Chicago	Milwaukee	116	105	26-10	19,497*
37	Thur.	12-30-71	Chicago	Portland	117	92	27-10	11,521
38	Tues.	01-04-72	Chicago	Phoenix	108	112	27-11	9,009
39	Wed.	01-05-72	Philadelphia	Philadelphia	139	107	28-11	5,472
40	Fri.	01-07-72	Chicago	Baltimore	94	104	28-12	10,063
41	Sat.	01-08-72	New York	New York	113	108	29-12	19,588
42	Sun.	01-09-72	Chicago	Cincinnati (OT)	108	104	30-12	5,845
43	Tues.	01-11-72	Chicago	New York	116	91	31-12	13,010
44	Wed.	01-12-72	Boston	Boston	112	113	31-13	6,839
45	Fri.	01-14-72	Milwaukee	Milwaukee	77	104	31-14	10,746
46	Sat.	01-15-72	Chicago	Portland	120	100	32-14	6,212
47	Fri.	01-21-72	Buffalo	Buffalo	113	93	33-14	5,638
48	Sat.	01-22-72	Chicago	Houston	115	108	34-14	11,108
49	Mon.	01-24-72	Chicago	Golden State	110	105	35-14	11,496
50	Wed.	01-26-72	San Antonio	Houston	117	108	36-14	5,746
51	Thur.	01-27-72	Oakland	Golden State	107	108	36-15	6,531
52	Fri.	01-28-72	Phoenix	Phoenix	116	102	37-15	9,245
53	Sun.	01-30-72	Chicago	Detroit	109	99	38-15	7,104
54	Tues.	02-01-72	Chicago	Seattle	103	121	38-16	7,886
55	Wed.	02-02-72	Boston	Boston	100	124	38-17	5,081
56	Fri.	02-04-72	Baltimore	Baltimore	110	108	39-17	6,648
57	Sat.	02-05-72	Chicago	Buffalo	130	96	40-17	5,899
58	Sun.	02-06-72	Chicago	Cincinnati	119	94	41-17	15,130
59	Tues.	02-08-72	Chicago	Cleveland	114	90	42-17	8,618
60	Fri.	02-11-72	Chicago	Atlanta	102	91	43-17	11,116
61	Sat.	02-12-72	Atlanta	Atlanta	117	106	44-17	6,318
62	Sun.	02-13-72	Chicago	Golden State	88	107	44-18	15,048
63	Thur.	02-17-72	Chicago	New York (OT)	99	102	44-19	11,895
64	Fri.	02-18-72	Detroit	Detroit	122	97	45-19	5,195
65	Sat.	02-19-72	Chicago	Milwaukee	104	97	46-19	18,130*
66	Sun.	02-20-72	Milwaukee	Milwaukee	100	103	46-20	10,746
67	Tues.	02-22-72	Chicago	Philadelphia	119	88	47-20	10,186
68	Fri.	02-25-72	Chicago	Phoenix	115	107	48-20	9,720
69	Sat.	02-26-72	Oakland	Golden State	107	106	49-20	8,207
70	Sun.	02-27-72	Los Angeles	Los Angeles (OT)	118	123	49-21	17,505*
71	Tues.	02-29-72	Portland	Portland	116	92	50-21	5,076
72	Fri.	03-03-72	Seattle	Seattle	103	112	50-22	13,006
73	Sun.	03-05-72	Houston	Houston	128	97	51-22	4,525
74	Wed.	03-08-72	Atlanta	Atlanta	98	96	52-22	5,796
75	Fri.	03-10-72	Cincinnati	Cincinnati	100	104	52-23	8,487
76	Tues.	03-14-72	Chicago	Seattle	111	115	52-24	11,910
77	Fri.	03-17-72	Chicago	Buffalo	126	103	53-24	6,316
78	Sat.	03-18-72	Cleveland	Cleveland	109	91	54-24	5,561
79	Sun.	03-19-72	Detroit	Detroit	115	107	55-24	5,015
80	Tues.	03-21-72	Chicago	Los Angeles	104	109	55-25	17,729
81	Fri.	03-24-72	Philadelphia	Philadelphia	116	99	56-25	15,304
82	Sat.	03-25-72	Chicago	Detroit	121	105	57-25	10,031

* home sellout



LEFT TO RIGHT: (front row): Jim King, Jackie Dinkins, Jerry Sloan, Trainer Bob Biel, Chet Walker, Bob Weiss, Howard Porter. (back row): Head Coach Dick Motta, Norm Van Lier, Bob Love, Tom Boerwinkle, Clifford Ray, Kennedy McIntosh, Assistant Coach Phil Johnson.

DRAFT: First round, Kennedy McIntosh (Eastern Michigan); second round, Willie Sojourner (Weber State) and Howard Porter (Villanova).

RECORD: 57-25 (SECOND PLACE)

REGULAR SEASON: Finished with a franchise-record 57 wins ... second consecutive (and only two) 50-plus win season ... Walker scored team-record 56 points in Bulls 119-94 win over Cincinnati (02/06/72) ... Boerwinkle suffered knee injury last week of regular season.

PLAYOFFS: Made playoffs for third consecutive season ... eliminated 0-4 by L.A. Lakers.

HONORS: Clifford Ray named to NBA All-Rookie Team ... Love named to NBA West All-Star Team, All-NBA Second Team and All-Defensive Second Team ... Sloan named All-Defensive First-Team ... Love led team in scoring (25.8) ... Boerwinkle led team in rebounding (11.2).

1972/73 CHICAGO BULLS

GAME	DAY	DATE	PLACE	TEAM	BULLS	OPP.	W-L	ATTN.
1	Tues.	10-10-72	Chicago	Philadelphia	95	89	1-0	7,877
2	Fri.	10-13-72	Detroit	Detroit	91	100	1-1	4,001
3	Sat.	10-14-72	Chicago	Boston	88	96	1-2	8,143
4	Sat.	10-21-72	Houston	Houston	130	97	2-2	3,464
5	Sun.	10-22-72	Los Angeles	Los Angeles	99	104	2-3	15,328
6	Tues.	10-24-72	Phoenix	Phoenix	107	106	3-3	9,039
7	Thur.	10-26-72	Oakland	Golden State	94	93	4-3	5,361
8	Fri.	10-27-72	Portland	Portland	118	95	5-3	6,020
9	Sun.	10-29-72	Seattle	Seattle	95	94	6-3	8,022
10	Tues.	10-31-72	Chicago	KC-Omaha	104	95	7-3	6,844
11	Fri.	11-03-72	Chicago	Phoenix	115	100	8-3	11,089
12	Sat.	11-04-72	Buffalo	Buffalo	99	101	8-4	7,869
13	Sat.	11-11-72	Baltimore	Baltimore	111	106	9-4	4,008
14	Tues.	11-14-72	Chicago	Seattle	97	80	10-4	7,894
15	Fri.	11-17-72	Detroit	Detroit	96	109	10-5	4,408
16	Sat.	11-18-72	Chicago	Baltimore	95	79	11-5	10,409
17	Tues.	11-21-72	Chicago	Houston	113	105	12-5	6,022
18	Fri.	11-24-72	Chicago	Golden State	100	96	13-5	14,103
19	Sat.	11-25-72	Atlanta	Atlanta	100	99	14-5	7,852
20	Tues.	11-28-72	Chicago	KC-Omaha	91	92	14-6	8,484
21	Wed.	11-29-72	Milwaukee	Milwaukee	97	105	14-7	10,598
22	Fri.	12-01-72	Kansas City	KC-Omaha (OT)	106	97	15-7	6,215
23	Sat.	12-02-72	Chicago	Seattle	89	80	16-7	8,030
24	Tues.	12-05-72	Chicago	Detroit	130	108	17-7	6,011
25	Thur.	12-07-72	Chicago	Atlanta (OT)	89	94	17-8	8,292
26	Fri.	12-08-72	Philadelphia	Philadelphia	118	102	18-8	2,591
27	Sat.	12-09-72	Chicago	Buffalo	105	94	19-8	4,882
28	Tues.	12-12-72	Chicago	Los Angeles (OT)	105	106	19-9	12,212
29	Fri.	12-15-72	Chicago	New York	90	86	20-9	11,329
30	Sat.	12-16-72	New York	New York	83	97	20-10	19,694
31	Tues.	12-19-72	Chicago	Portland	100	109	20-11	7,338
32	Fri.	12-22-72	Portland	Portland	127	97	21-11	8,790
33	Sat.	12-23-72	Oakland	Golden State	109	127	21-12	4,111
34	Mon.	12-25-72	Phoenix	Phoenix	108	115	21-13	10,420
35	Tues.	12-26-72	Chicago	KC-Omaha	117	103	22-13	9,218
36	Fri.	12-29-72	Boston	Boston	106	99	23-13	12,513
37	Sat.	12-30-72	Chicago	Milwaukee	99	92	24-13	19,500*
38	Tues.	01-02-73	Chicago	Atlanta	100	90	25-13	9,842
39	Thur.	01-04-73	Chicago	Houston	111	97	26-13	6,331
40	Fri.	01-05-73	Chicago	Phoenix	115	126	26-14	9,091
41	Sun.	01-07-73	Chicago	Buffalo	119	96	27-14	6,325
42	Tues.	01-09-73	Chicago	Philadelphia	126	110	28-14	7,367
43	Wed.	01-10-73	Omaha, Neb.	KC-Omaha	100	102	28-15	3,473
44	Fri.	01-12-73	Chicago	Los Angeles	97	109	28-16	15,743
45	Sun.	01-14-73	Milwaukee	Milwaukee	95	100	28-17	10,746
46	Tues.	01-16-73	Chicago	Portland	100	89	29-17	6,623
47	Fri.	01-19-73	Chicago	Golden State	80	115	29-18	12,108
48	Sat.	01-20-73	Detroit	Detroit	92	112	29-19	4,853
49	Fri.	01-26-73	Chicago	Baltimore	110	100	30-19	8,088
50	Sun.	01-28-73	Chicago	Detroit	110	105	31-19	12,124
51	Tues.	01-30-73	Los Angeles	Los Angeles	92	95	31-20	15,898
52	Fri.	02-02-73	Seattle	Seattle	104	118	31-21	8,818
53	Sun.	02-04-73	Chicago	Milwaukee	121	99	32-21	13,528
54	Tues.	02-06-73	Chicago	KC-Omaha	114	107	33-21	12,091
55	Fri.	02-09-73	Cleveland	Cleveland	103	97	34-21	6,993
56	Sat.	02-10-73	Kansas City	KC-Omaha	102	101	35-21	10,020
57	Sun.	02-11-73	Chicago	Golden State	96	101	35-22	13,151
58	Tues.	02-13-73	Chicago	Boston	101	105	35-23	15,079
59	Wed.	02-14-73	New York	New York	100	98	36-23	19,694
60	Fri.	02-16-73	Chicago	Cleveland	100	92	37-23	7,334
61	Sun.	02-18-73	Houston	Houston	110	99	38-23	3,297
62	Tues.	02-20-73	Chicago	Los Angeles	103	89	39-23	13,534
63	Fri.	02-23-73	Chicago	New York	84	83	40-23	14,206
64	Sat.	02-24-73	Chicago	Phoenix	122	100	41-23	12,753
65	Sun.	02-25-73	Seattle	Seattle	88	85	42-23	10,103
66	Tues.	02-27-73	Portland	Portland	125	110	43-23	7,017
67	Fri.	03-02-73	Los Angeles	Los Angeles	88	108	43-24	17,505
68	Sat.	03-03-73	Oakland	Golden State	117	116	44-24	4,968
69	Sun.	03-04-73	Phoenix	Phoenix (OT)	118	117	45-24	7,085
70	Tues.	03-06-73	Milwaukee	Milwaukee	88	96	45-25	10,746
71	Thur.	03-08-73	Buffalo	Buffalo	102	112	45-26	7,142
72	Fri.	03-09-73	Hershey, Pa.	Philadelphia	104	84	46-26	2,701
73	Sat.	03-10-73	College Park, Md.	Baltimore	105	99	47-26	8,874
74	Tue.	03-13-73	Chicago	Seattle	104	89	48-26	9,270
75	Fri.	03-16-73	Chicago	Milwaukee (OT)	91	99	48-27	18,516*
76	Sat.	03-17-73	Chicago	Detroit	97	99	48-28	14,227
77	Sun.	03-18-73	Detroit	Detroit	119	107	49-28	4,607
78	Tues.	03-20-73	Chicago	Portland	123	109	50-28	11,175
79	Wed.	03-21-73	Boston	Boston	105	106	50-29	8,505
80	Sat.	03-24-73	Atlanta	Atlanta	111	113	50-30	9,218
81	Sun.	03-25-73	Cleveland	Cleveland	105	112	50-31	5,907
82	Tues.	03-27-73	Chicago	Cleveland	121	105	51-31	8,788

* home sellout



LEFT TO RIGHT: (front row): Norm Van Lier, Gar Heard, Howard Porter, Bob Weiss, Bob Love, Jerry Sloan, Frank Russell, Jim King. (back row): Trainer Bob Biel, Head Coach Dick Motta, General Manager Pat Williams, Rowland Garrett, Clifford Ray, Dennis Awtrey, Chet Walker, Tom Boerwinkle, Assistant Coach Phil Johnson.

DRAFT: First round, Ralph Simpson (Michigan State).

RECORD: 51-31 (SECOND PLACE)

REGULAR SEASON: Third consecutive 50-plus win season ... Bulls sold to new group which included Lester Crown, Lamar Hunt, Philip Klutznick, Jonathan Kovler, George Steinbrenner and Arthur Wirtz ... Love had back-to-back 49-point performances in wins over Milwaukee (02/04/73) and Kansas City-Omaha (02/06/73).

PLAYOFFS: Made playoffs for sixth time in seven years ... Bulls knocked out of playoffs 3-4 by L.A. Lakers ... Bulls blew 90-83 lead in seventh game with 2:58 left and were outscored 12-2 in final minutes ... Pat Williams left in the summer of 1973 for Atlanta.

HONORS: Love and Walker named to NBA West All-Star Team ... Love led team in scoring (23.1) ... Ray led team in rebounding (10.9).

1973/74 CHICAGO BULLS

GAME	DAY	DATE	PLACE	TEAM	BULLS	OPP.	W-L	ATTN.
1	Tues.	10-09-73	Chicago	Los Angeles	97	117	0-1	6,013
2	Wed.	10-10-73	Kansas City	KC-Omaha	105	90	1-1	5,813
3	Fri.	10-12-73	Omaha, Neb.	KC-Omaha	84	88	1-2	4,036
4	Sat.	10-13-73	Chicago	Detroit	101	94	2-2	3,774
5	Fri.	10-19-73	Chicago	Capital	117	103	3-2	3,124
6	Sat.	10-20-73	New York	New York	85	69	4-2	19,694
7	Sun.	10-21-73	College Park, Md.	Capital	107	99	5-2	7,641
8	Fri.	10-26-73	Chicago	Houston	121	113	6-2	3,917
9	Sat.	10-27-73	Houston	Houston	102	92	7-2	3,163
10	Fri.	11-02-73	Chicago	Buffalo	107	97	8-2	7,718
11	Sat.	11-03-73	Chicago	Cleveland	105	94	9-2	5,733
12	Sun.	11-04-73	Toronto	Buffalo (OT)	101	95	10-2	6,075
13	Thur.	11-08-73	Oakland	Golden State	112	111	11-2	4,268
14	Sat.	11-10-73	Portland	Portland	106	104	12-2	12,004
15	Sun.	11-11-73	Seattle	Seattle	116	98	13-2	10,915
16	Tues.	11-13-73	Phoenix	Phoenix	108	116	13-3	6,045
17	Fri.	11-16-73	Los Angeles	Los Angeles	102	118	13-4	14,185
18	Sun.	11-18-73	Detroit	Detroit	104	102	14-4	7,457
19	Tues.	11-20-73	Chicago	Portland	106	101	15-4	6,232
20	Fri.	11-23-73	Chicago	Phoenix	94	99	15-5	8,742
21	Sat.	11-24-73	Chicago	Detroit (OT)	114	112	16-5	5,680
22	Tues.	11-27-73	Chicago	Golden State	123	117	17-5	5,840
23	Wed.	11-28-73	Philadelphia	Philadelphia	96	101	17-6	4,639
24	Fri.	11-30-73	Chicago	New York	115	97	18-6	11,846
25	Sat.	12-01-73	Boston	Boston	98	120	18-7	11,919
26	Tues.	12-04-73	Chicago	Seattle	130	107	19-7	5,104
27	Thur.	12-06-73	Chicago	Philadelphia	103	98	20-7	5,158
28	Fri.	12-07-73	Cleveland	Cleveland	96	91	21-7	2,868
29	Sat.	12-08-73	Chicago	Boston	112	95	22-7	11,843
30	Tues.	12-11-73	Chicago	KC-Omaha	105	104	23-7	5,012
31	Thur.	12-13-73	Milwaukee	Milwaukee	97	94	24-7	10,938
32	Fri.	12-14-73	Chicago	Los Angeles	97	100	24-8	9,213
33	Sat.	12-15-73	Chicago	Houston	104	100	25-8	7,011
34	Tues.	12-18-73	Chicago	Seattle	92	93	25-9	4,721
35	Wed.	12-19-73	Detroit	Detroit	87	89	25-10	3,733
36	Sat.	12-22-73	Chicago	Golden State	110	86	26-10	5,952
37	Wed.	12-26-73	Landover, Md.	Capital	81	82	26-11	13,566
38	Fri.	12-28-73	Chicago	Atlanta	118	94	27-11	10,231
39	Sat.	12-29-73	Chicago	Detroit	108	103	28-11	8,849
40	Sun.	12-30-73	Portland	Portland	92	99	28-12	8,866
41	Tues.	01-01-74	Oakland	Golden State	91	80	29-12	3,761
42	Fri.	01-04-74	Seattle	Seattle (OT)	101	103	29-13	12,042
43	Sun.	01-06-74	Chicago	Phoenix (OT)	120	116	30-13	6,013
44	Tues.	01-08-74	Chicago	New York	80	108	30-14	7,202
45	Wed.	01-09-74	Boston	Boston	89	106	30-15	6,234
46	Thur.	01-10-74	Atlanta	Atlanta	116	104	31-15	9,194
47	Sat.	01-12-74	Chicago	Milwaukee	82	101	31-16	18,587*
48	Sun.	01-13-74	Milwaukee	Milwaukee	94	124	31-17	10,938
49	Fri.	01-18-74	Detroit	Detroit	95	113	31-18	11,053
50	Sun.	01-20-74	Chicago	Portland	99	97	32-18	4,815
51	Tues.	01-22-74	Chicago	Atlanta	102	89	33-18	7,118
52	Fri.	01-25-74	Chicago	Seattle	104	99	34-18	9,422
53	Sun.	01-27-74	Chicago	Detroit	109	91	35-18	8,733
54	Wed.	01-30-74	Chicago	Capital	103	94	36-18	5,201
55	Fri.	02-01-74	Chicago	KC-Omaha	99	88	37-18	6,133
56	Sat.	02-02-74	Philadelphia	Philadelphia	105	89	38-18	3,838
57	Sun.	02-03-74	Cleveland	Cleveland	108	94	39-18	3,406
58	Tues.	02-05-74	Chicago	Boston	100	98	40-18	10,327
59	Wed.	02-06-74	Omaha, Neb.	KC-Omaha	112	95	41-18	5,392
60	Fri.	02-08-74	Buffalo	Buffalo	101	106	41-19	13,667
61	Sun.	02-10-74	Chicago	Los Angeles	96	86	42-19	10,869
62	Tues.	02-12-74	Chicago	Milwaukee	93	81	43-19	16,487
63	Wed.	02-13-74	New York	New York	80	89	43-20	19,694
64	Fri.	02-15-74	Milwaukee	Milwaukee	92	90	44-20	10,938
65	Sun.	02-17-74	Chicago	Golden State	105	108	44-21	17,211
66	Tues.	02-19-74	Chicago	Phoenix	130	96	45-21	7,451
67	Fri.	02-22-74	Chicago	Portland	117	100	46-21	9,343
68	Sun.	02-24-74	Los Angeles	Los Angeles	90	100	46-22	15,642
69	Wed.	02-27-74	Phoenix	Phoenix	107	95	47-22	5,105
70	Fri.	03-01-74	Portland	Portland	91	95	47-23	5,291
71	Sat.	03-02-74	Oakland	Golden State	88	103	47-24	11,017
72	Tues.	03-05-74	Phoenix	Phoenix	111	91	48-24	6,156
73	Wed.	03-06-74	Houston	Houston	105	93	49-24	2,247
74	Sat.	03-09-74	Atlanta	Atlanta	99	106	49-25	8,018
75	Tues.	03-12-74	Chicago	KC-Omaha	91	93	49-26	6,103
76	Fri.	03-15-74	Chicago	Buffalo	114	97	50-26	12,762
77	Sun.	03-17-74	Chicago	Milwaukee	82	107	50-27	18,542*
78	Tues.	03-19-74	Chicago	Philadelphia	103	94	51-27	5,114
79	Wed.	03-20-74	Kansas City	KC-Omaha	87	86	52-27	5,889
80	Fri.	03-22-74	Los Angeles	Los Angeles	93	99	52-28	17,078
81	Sun.	03-24-74	Seattle	Seattle	122	113	53-28	12,430
82	Tues.	03-26-74	Chicago	Cleveland	104	98	54-28	5,327

* home sellout



LEFT TO RIGHT: (front row): Howard Porter, Norm Van Lier, Bob Weiss, Jerry Sloan, Rowland Garrett, Rick Adelman. (back row): Head Coach Dick Motta, Chet Walker, Clifford Ray, Tom Boerwinkle, Dennis Awtry, John Hummer, Bob Love, Trainer Bob Biel.

DRAFT: First round, Kevin Kunnert (Iowa). Kunnert traded to Buffalo before signing along with Garfield Heard for forward John Hummer and a draft choice.

RECORD: 54-28 (SECOND PLACE)

REGULAR SEASON: Fourth consecutive 50-plus win season ... best start in franchise history (13-2) ... won 12 straight between 10/13/73 and 11/13/73 ... streak halted at Phoenix (11/13/73) ... defeated Cleveland 104-98 for team-record 32nd home victory (03/26/74).

PLAYOFFS: Made playoffs for seventh time in eight years ... Sloan injured in sixth playoff game vs. Detroit and missed seventh game, but Bulls defeated Pistons for first playoff series win (4-3) ... eliminated 0-4 by Milwaukee.

HONORS: Van Lier and Walker named to NBA West All-Star Team ... Van Lier also named to All-Defensive First Team and All-NBA Second Team ... Sloan picked to All-Defensive First Team ... Love named All-Defensive Second Team ... Love led team in scoring (21.8) ... Ray led team in rebounding (12.2).

1974/75 CHICAGO BULLS

GAME	DAY	DATE	PLACE	TEAM	BULLS	OPP.	W-L	ATTEN.
1	Fri.	10-18-74	Chicago	Atlanta (OT)	120	115	1-0	7,351
2	Sat.	10-19-74	Chicago	Milwaukee	87	70	2-0	9,031
3	Tues.	10-22-74	Milwaukee	Milwaukee	90	92	2-1	9,439
4	Wed.	10-23-74	Omaha, Neb.	KC-Omaha	98	99	2-2	4,759
5	Fri.	10-25-74	Chicago	KC-Omaha	91	112	2-3	6,942
6	Sat.	10-26-74	Buffalo	Buffalo	104	105	2-4	12,767
7	Tues.	10-29-74	Chicago	Washington	80	96	2-5	4,413
8	Wed.	10-30-74	Boston	Boston	105	104	3-5	7,964
9	Sat.	11-02-74	New York	New York	95	90	4-5	19,543
10	Sun.	11-03-74	Kansas City	KC-Omaha	86	79	5-5	4,430
11	Wed.	11-06-74	Philadelphia	Philadelphia	90	105	5-6	5,287
12	Sat.	11-09-74	Washington	Washington	89	96	5-7	8,083
13	Tues.	11-12-74	New Orleans	New Orleans	88	79	6-7	4,412
14	Thur.	11-14-74	Houston	Houston	96	105	6-8	2,523
15	Fri.	11-15-74	Phoenix	Phoenix	102	95	7-8	7,071
16	Sun.	11-17-74	Los Angeles	Los Angeles	96	76	8-8	12,417
17	Tues.	11-19-74	Portland	Portland (OT)	92	98	8-9	10,897
18	Fri.	11-22-74	Seattle	Seattle	93	89	9-9	14,082
19	Sun.	11-24-74	Chicago	Buffalo	91	89	10-9	13,346
20	Tues.	11-26-74	Chicago	KC-Omaha	90	93	10-10	7,321
21	Sat.	11-30-74	Milwaukee	Milwaukee (2OT)	99	101	10-11	10,938
22	Tues.	12-03-74	Chicago	Portland	96	91	11-11	7,241
23	Fri.	12-06-74	Chicago	Milwaukee	96	99	11-12	17,107
24	Tues.	12-10-74	Chicago	Boston	89	107	11-13	11,036
25	Fri.	12-13-74	Chicago	New Orleans	109	76	12-13	5,198
26	Tues.	12-17-74	Chicago	Seattle	87	84	13-13	5,591
27	Thur.	12-19-74	Atlanta	Atlanta	88	80	14-13	3,043
28	Fri.	12-20-74	Chicago	KC-Omaha	96	73	15-13	5,021
29	Sat.	12-21-74	Cleveland	Cleveland	87	74	16-13	6,871
30	Mon.	12-23-74	Kansas City	KC-Omaha	87	97	16-14	6,454
31	Thur.	12-26-74	Chicago	Philadelphia	92	91	17-14	9,224
32	Fri.	12-27-74	Chicago	Los Angeles	93	105	17-15	11,148
33	Sat.	12-28-74	Detroit	Detroit	70	79	17-16	11,015
34	Mon.	12-30-74	Chicago	Detroit	81	86	17-17	10,846
35	Fri.	01-03-75	Chicago	Phoenix	126	99	18-17	6,047
36	Sat.	01-04-75	Chicago	KC-Omaha	100	88	19-17	8,771
37	Sun.	01-05-75	Milwaukee	Milwaukee	95	96	19-18	10,938
38	Tues.	01-07-75	Chicago	Houston	106	97	20-18	4,881
39	Fri.	01-10-75	Chicago	Atlanta	116	113	21-18	7,132
40	Sat.	01-11-75	Oakland	Golden State	114	105	22-18	12,787
41	Sun.	01-12-75	Seattle	Seattle (2OT)	127	123	23-18	14,082
42	Fri.	01-17-75	Chicago	Phoenix	105	115	23-19	7,174
43	Sat.	01-18-75	Chicago	New York	91	104	23-20	17,422*
44	Tues.	01-21-75	New York	New York	97	94	24-20	19,694
45	Fri.	01-24-75	Chicago	Seattle	86	81	25-20	7,107
46	Sat.	01-25-75	Chicago	Detroit	116	96	26-20	18,720*
47	Sun.	01-26-75	Detroit	Detroit (OT)	93	102	26-21	10,210
48	Tues.	01-28-75	Chicago	Cleveland	125	97	27-21	5,210
49	Fri.	01-31-75	Chicago	Golden State	127	103	28-21	13,208
50	Sun.	02-02-75	Chicago	Washington	97	80	29-21	10,885
51	Tues.	02-04-75	Chicago	Portland	102	90	30-21	8,014
52	Fri.	02-07-75	Chicago	Detroit	95	83	31-21	18,836*
53	Sun.	02-09-75	Philadelphia	Philadelphia	97	109	31-22	6,370
54	Tues.	02-11-75	Chicago	New York	101	84	32-22	12,317
55	Wed.	02-12-75	Detroit	Detroit	103	93	33-22	10,716
56	Fri.	02-14-75	Chicago	Golden State	105	87	34-22	10,126
57	Sun.	02-16-75	Chicago	Buffalo	114	109	35-22	15,972
58	Tues.	02-18-75	Chicago	Los Angeles	128	105	36-22	10,214
59	Fri.	02-21-75	Chicago	Milwaukee	96	85	37-22	19,549*
60	Tues.	02-25-75	New Orleans	New Orleans	120	105	38-22	7,024
61	Thur.	02-27-75	Atlanta	Atlanta	111	91	39-22	3,563
62	Fri.	02-28-75	Houston	Houston	87	102	39-23	8,475
63	Sat.	03-01-75	Detroit	Detroit	94	95	39-24	10,666
64	Tues.	03-04-75	Oakland	Golden State	102	117	39-25	9,079
65	Thur.	03-06-75	Phoenix	Phoenix	65	88	39-26	7,683
66	Fri.	03-07-75	Los Angeles	Los Angeles	89	87	40-26	11,116
67	Sat.	03-08-75	Portland	Portland	82	88	40-27	11,744
68	Tues.	03-11-75	Chicago	Boston (OT)	115	121	40-28	19,121*
69	Fri.	03-14-75	Chicago	Detroit	97	94	41-28	14,377
70	Sun.	03-16-75	Chicago	Milwaukee	90	103	41-29	18,222*
71	Tues.	03-18-75	Chicago	Philadelphia	111	96	42-29	8,741
72	Thur.	03-20-75	Cleveland	Cleveland	83	87	42-30	7,491
73	Fri.	03-21-75	Chicago	KC-Omaha	104	98	43-30	14,792
74	Sun.	03-23-75	Kansas City	KC-Omaha	101	103	43-31	16,805
75	Tues.	03-25-75	Chicago	Houston	112	94	44-31	9,863
76	Thur.	03-27-75	Chicago	Cleveland	83	86	44-32	10,031
77	Fri.	03-28-75	Boston	Boston	92	97	44-33	15,320
78	Sun.	03-30-75	Washington	Washington	82	94	44-34	10,149
79	Tues.	04-01-75	Buffalo	Buffalo	98	93	45-34	12,888
80	Wed.	04-02-75	Detroit	Detroit	89	97	45-35	9,336
81	Fri.	04-04-75	Chicago	New Orleans	111	87	46-35	11,312
82	Sun.	04-06-75	Milwaukee	Milwaukee	112	100	47-35	10,938

* home sellout



LEFT TO RIGHT: (front row): Assistant Coach Ed Badger, Rowland Garrett, Jerry Sloan, Bob Wilson, Norm Van Lier, Leon Benbow, Matt Guokas, Head Coach Dick Motta. (back row): Trainer Bob Biel, Bob Love, Cliff Pondexter, Mickey Johnson, Nate Thurmond, Tom Boerwinkle, John Block, Chet Walker, Business Manager Johnny "Red" Kerr.

DRAFT: First round, Maurice Lucas (Marquette) and Cliff Pondexter (Long Beach State); second round, Leon Benbow (Jacksonville).

RECORD: 47-35 (FIRST PLACE)

REGULAR SEASON: Van Lier and Love held out in attempts to renegotiate existing contracts ... eventually rejoined club missing 11 and 20 games, respectively ... Mickey Johnson joined club ... picked up Nate Thurmond from Golden State for Clifford Ray, a number one draft pick and cash ... Thurmond blocked team-record 12 shots in his incredible Chicago debut as Bulls beat Atlanta 120-115 in season opener (10/18/74) ... average attendance 10,074 ... led NBA defensively, yielding an average of 95.0 points per game ... Bulls won a then team-record 12 straight home games (01/24/75 through 03/11/75).

PLAYOFFS: Defeated Kansas City in six games (4-2) ... defeated by eventual NBA Champion Golden State in Western Conference Finals 3-4.

HONORS: Sloan named to All-Defensive First Team ... Love led team in scoring (22.0) ... Thurmond led team in rebounding (11.3).

1975/76 CHICAGO BULLS

GAME	DAY	DATE	PLACE	TEAM	BULLS	OPP.	W-L	ATTEN.
1	Fri.	10-24-75	Chicago	Philadelphia	103	110	0-1	8,949
2	Sat.	10-25-75	Milwaukee	Milwaukee	91	87	1-1	10,938
3	Tues.	10-28-75	Chicago	Seattle	101	90	2-1	5,115
4	Thur.	10-30-75	Cleveland	Cleveland	91	108	2-2	8,637
5	Sat.	11-01-75	Chicago	Roston	84	82	3-2	11,855
6	Tues.	11-04-75	Chicago	Phoenix	80	96	3-3	5,216
7	Wed.	11-05-75	Philadelphia	Philadelphia	82	115	3-4	8,575
8	Fri.	11-07-75	Chicago	Detroit	122	124	3-5	6,503
9	Thur.	11-13-75	Oakland	Golden State	87	98	3-6	6,585
10	Fri.	11-14-75	Portland	Portland	89	93	3-7	11,669
11	Sun.	11-16-75	Los Angeles	Los Angeles	93	110	3-8	12,218
12	Wed.	11-19-75	Seattle	Seattle	87	97	3-9	13,114
13	Fri.	11-21-75	Omaha, Neb.	KC-Omaha	98	107	3-10	5,842
14	Tues.	11-25-75	Chicago	Cleveland	94	98	3-11	4,815
15	Fri.	11-28-75	Chicago	Milwaukee	89	69	4-11	7,575
16	Sat.	11-29-75	Milwaukee	Milwaukee	85	88	4-12	10,938
17	Tues.	12-02-75	Chicago	Houston	77	91	4-13	5,122
18	Wed.	12-03-75	Boston	Boston	109	106	5-13	8,326
19	Sat.	12-06-75	Chicago	Portland	77	90	5-14	7,113
20	Sun.	12-07-75	Phoenix	Phoenix	97	114	5-15	4,383
21	Wed.	12-10-75	Seattle	Seattle	79	99	5-16	12,471
22	Fri.	12-12-75	Kansas City	KC-Omaha	99	109	5-17	7,138
23	Sat.	12-13-75	Chicago	Buffalo	101	103	5-18	6,519
24	Tues.	12-16-75	Chicago	Golden State	87	91	5-19	6,673
25	Fri.	12-19-75	Chicago	Los Angeles	104	91	6-19	7,521
26	Sat.	12-20-75	New York	New York	89	96	6-20	14,387
27	Sun.	12-21-75	Atlanta	Atlanta (OT)	97	90	7-20	4,452
28	Tues.	12-23-75	Houston	Houston	94	103	7-21	6,150
29	Fri.	12-26-75	Detroit	Detroit	87	101	7-22	6,547
30	Sat.	12-27-75	Chicago	Detroit	112	99	8-22	6,143
31	Mon.	12-29-75	Chicago	New York	93	94	8-23	5,527
32	Tues.	12-30-75	Washington	Washington	81	96	8-24	7,560
33	Fri.	01-02-76	Chicago	Washington (OT)	99	107	8-25	7,088
34	Mon.	01-05-76	Chicago	Houston	98	97	9-25	4,217
35	Tues.	01-06-76	Chicago	New Orleans	98	104	9-26	4,023
36	Fri.	01-09-76	Buffalo	Buffalo	107	100	10-26	8,103
37	Sat.	01-10-76	Chicago	KC-Omaha	111	84	11-26	5,791
38	Tues.	01-13-76	Chicago	Los Angeles	102	104	11-27	6,634
39	Fri.	01-16-76	Chicago	Buffalo	104	110	11-28	6,215
40	Sat.	01-17-76	Chicago	Boston	92	94	11-29	11,079
41	Tues.	01-20-76	Chicago	Atlanta	86	100	11-30	4,346
42	Wed.	01-21-76	New Orleans	New Orleans	102	93	12-30	19,223
43	Sun.	01-25-76	Kansas City	KC-Omaha	110	118	12-31	6,857
44	Tues.	01-27-76	Chicago	Golden State	110	103	13-31	7,576
45	Wed.	01-28-76	Detroit	Detroit	87	84	14-31	3,682
46	Fri.	01-30-76	Chicago	Cleveland	89	91	14-32	7,729
47	Sat.	01-31-76	Chicago	KC-Omaha	96	104	14-33	6,215
48	Sun.	02-01-76	Atlanta	Atlanta	80	84	14-34	3,458
49	Fri.	02-06-76	Chicago	Los Angeles	112	106	15-34	7,946
50	Sat.	02-07-76	Houston	Houston	87	89	15-35	5,037
51	Sun.	02-08-76	New Orleans	New Orleans	96	92	16-35	24,382
52	Tues.	02-10-76	Chicago	Philadelphia	84	85	16-36	7,623
53	Thur.	02-12-76	Cleveland	Cleveland	83	86	16-37	9,476
54	Sat.	02-14-76	Chicago	Milwaukee	89	95	16-38	6,023
55	Tues.	02-17-76	Chicago	Phoenix (OT)	114	111	17-38	4,313
56	Fri.	02-20-76	Chicago	Portland	130	74	18-38	6,121
57	Sun.	02-22-76	Milwaukee	Milwaukee	112	115	18-39	10,938
58	Tues.	02-24-76	Chicago	Washington	83	92	18-40	7,166
59	Sat.	02-26-76	New York	New York	85	93	18-41	14,987
60	Tues.	03-02-76	Portland	Portland	105	116	18-42	8,207
61	Thur.	03-04-76	Oakland	Golden State	110	124	18-43	11,430
62	Fri.	03-05-76	Phoenix	Phoenix	97	99	18-44	5,346
63	Sun.	03-07-76	Los Angeles	Los Angeles	91	88	19-44	10,568
64	Tues.	03-09-76	Chicago	Seattle	102	101	20-44	4,614
65	Fri.	03-12-76	Chicago	KC-Omaha	73	95	20-45	5,019
66	Sat.	03-13-76	Chicago	New Orleans	111	117	20-46	6,821
67	Tues.	03-16-76	Chicago	Phoenix	120	87	21-46	3,392
68	Wed.	03-17-76	Philadelphia	Philadelphia	101	108	21-47	12,892
69	Fri.	03-19-76	Chicago	Atlanta	108	101	22-47	5,132
70	Sun.	03-21-76	Kansas City	KC-Omaha	101	112	22-48	7,256
71	Tues.	03-23-76	Buffalo	Buffalo	109	122	22-49	10,608
72	Wed.	03-24-76	Boston	Boston	87	94	22-50	10,005
73	Fri.	03-26-76	Chicago	Detroit	77	85	22-51	4,516
74	Sat.	03-27-76	Washington	Washington	84	99	22-52	9,751
75	Tues.	03-30-76	Chicago	Golden State	84	94	22-53	6,115
76	Wed.	03-31-76	Detroit	Detroit	96	102	22-54	3,839
77	Fri.	04-02-76	Chicago	New York	95	110	22-55	6,227
78	Sat.	04-03-76	Chicago	Detroit (OT)	97	93	23-55	4,161
79	Mon.	04-05-76	Chicago	Milwaukee	97	102	23-56	5,678
80	Wed.	04-07-76	Seattle	Seattle	114	115	23-57	14,096
81	Fri.	04-09-76	Portland	Portland	88	100	23-58	9,661
82	Sun.	04-11-76	Milwaukee	Milwaukee	111	77	24-58	9,275



LEFT TO RIGHT: (front row): Bob Love, Eric Fernsten, Steve Patterson, Tom Boerwinkle, John Block, Mickey Johnson, Jack Marin, Cliff Pondexter. (back row): Head Coach Dick Motta, Assistant Coach Ed Badger, Norm Van Lier, John Laskowski, Jerry Sloan, Bobby Wilson, Leon Benbow, Doug Atkinson.

DRAFT: Second round, Steve Green (Indiana) and John Laskowski (Indiana).

RECORD: 24-58 (FOURTH PLACE)

REGULAR SEASON: Failed to make playoffs for only second time in nine-year history (other time was in 1969) ... Motta resigned ... during season acquired Jack Marin ... traded Nate Thurmond ... led NBA defensively, yielding an average of 98.8 points per game ... Mickey Johnson scored a then team-record 14 consecutive points vs. Washington (02/24/76) ... beat New Orleans 96-92 in front of then-top NBA crowd ever at Superdome (24,382 on 02/08/76) ... Bulls defeated Portland by 56 points for biggest win margin in Bulls history 130-74 (02/20/76).

PLAYOFFS: Failed to qualify.

HONORS: Van Lier named to NBA West All-Star Team and All-Defensive First Team ... Love led team in scoring for seventh consecutive season (19.1) ... Boerwinkle led team in rebounding (10.7).

1976/77 CHICAGO BULLS

GAME	DAY	DATE	PLACE	TEAM	BULLS	OPP.	W-L	ATTEN.
1	Fri.	10-22-76	Cleveland	Cleveland	95	106	0-1	13,783
2	Sat.	10-23-76	Chicago	Indiana	102	97	1-1	10,136
3	Tues.	10-26-76	Chicago	Milwaukee	90	88	2-1	7,106
4	Fri.	10-29-76	Chicago	Phoenix	82	95	2-2	9,318
5	Sat.	10-30-76	Milwaukee	Milwaukee	74	102	2-3	10,938
6	Thur.	11-04-76	Atlanta	Atlanta	87	97	2-4	4,559
7	Fri.	11-05-76	Chicago	Denver	85	99	2-5	13,543
8	Tues.	11-09-76	Chicago	Houston	92	111	2-6	5,582
9	Wed.	11-10-76	Philadelphia	Philadelphia	88	103	2-7	13,847
10	Sat.	11-13-76	Chicago	Detroit	103	106	2-8	8,394
11	Sun.	11-21-76	Phoenix	Phoenix	96	101	2-9	7,589
12	Wed.	11-24-76	Portland	Portland (OT)	115	117	2-10	11,832
13	Fri.	11-26-76	Seattle	Seattle	97	101	2-11	14,098
14	Sun.	11-28-76	Los Angeles	Los Angeles	84	103	2-12	9,890
15	Tues.	11-30-76	Chicago	Golden State	120	125	2-13	8,126
16	Fri.	12-03-76	Boston	Boston (OT)	109	115	2-14	11,173
17	Sat.	12-04-76	Chicago	New Orleans	107	99	3-14	9,214
18	Tues.	12-07-76	Chicago	Los Angeles	89	81	4-14	8,533
19	Wed.	12-08-76	Detroit	Detroit	100	107	4-15	4,715
20	Fri.	12-10-76	New Orleans	New Orleans	92	78	5-15	10,054
21	Sat.	12-11-76	Chicago	Boston	84	76	6-15	11,855
22	Tues.	12-14-76	Chicago	Philadelphia	101	88	7-15	19,890*
23	Fri.	12-17-76	Chicago	San Antonio	103	101	8-15	7,148
24	Sat.	12-18-76	Denver	Denver	106	111	8-16	17,301
25	Tues.	12-21-76	Chicago	Seattle (2OT)	103	101	9-16	8,150
26	Thur.	12-23-76	Chicago	Atlanta	101	95	10-16	6,521
27	Sat.	12-25-76	Kansas City	KC-Omaha	96	91	11-16	9,576
28	Tues.	12-28-76	Chicago	Portland	79	84	11-17	19,889*
29	Thur.	12-30-76	Oakland	Golden State	106	124	11-18	12,586
30	Sat.	01-01-77	Portland	Portland	82	89	11-19	11,548
31	Sun.	01-02-77	Seattle	Seattle	79	83	11-20	14,098
32	Tues.	01-04-77	Chicago	New York Nets	88	80	12-20	5,266
33	Wed.	01-05-77	Indianapolis	Indiana	94	109	12-21	9,696
34	Fri.	01-07-77	Chicago	New York Knicks	108	88	13-21	17,177
35	Sat.	01-08-77	Denver	Denver	99	119	13-22	17,111
36	Tues.	01-11-77	Chicago	Phoenix	93	90	14-22	6,446
37	Wed.	01-12-77	Washington	Washington	99	85	15-22	6,971
38	Fri.	01-14-77	Chicago	Washington	89	94	15-23	10,653
39	Sat.	01-15-77	Chicago	Milwaukee	96	93	16-23	7,723
40	Sun.	01-16-77	Milwaukee	Milwaukee	102	83	17-23	9,690
41	Tues.	01-18-77	Houston	Houston	85	103	17-24	5,451
42	Wed.	01-19-77	San Antonio	San Antonio	107	115	17-25	7,568
43	Fri.	01-21-77	Chicago	Buffalo	110	89	18-25	7,828
44	Sun.	01-23-77	New York	New York Nets	86	95	18-26	5,508
45	Tues.	01-25-77	New York	New York Knicks	91	108	18-27	14,894
46	Wed.	01-26-77	Chicago	Cleveland	106	93	19-27	9,047
47	Fri.	01-28-77	Kansas City	KC-Omaha	94	105	19-28	6,329
48	Sat.	01-29-77	Chicago	Detroit	109	101	20-28	8,425
49	Tues.	02-01-77	Chicago	KC-Omaha	86	97	20-29	5,723
50	Thur.	02-03-77	San Antonio	San Antonio	107	98	21-29	7,839
51	Sat.	02-05-77	Atlanta	Atlanta	96	99	21-30	7,528
52	Sun.	02-06-77	Indianapolis	Indiana	99	111	21-31	13,784
53	Tues.	02-08-77	Chicago	San Antonio	111	89	22-31	5,193
54	Wed.	02-09-77	Houston	Houston	103	108	22-32	4,123
55	Fri.	02-11-77	Chicago	New Orleans	110	92	23-32	10,224
56	Tues.	02-15-77	Chicago	New York Nets	114	106	24-32	5,116
57	Wed.	02-16-77	New York	New York Knicks	103	123	24-33	14,565
58	Fri.	02-18-77	Chicago	Portland	87	90	24-34	9,214
59	Tues.	02-22-77	Chicago	Golden State	118	102	25-34	8,137
60	Fri.	02-25-77	Chicago	Atlanta	96	87	26-34	8,792
61	Sat.	02-26-77	Cleveland	Cleveland	104	98	27-34	17,774
62	Tues.	03-01-77	Chicago	Indiana	102	85	28-34	7,183
63	Wed.	03-02-77	Phoenix	Phoenix (OT)	108	104	29-34	8,828
64	Fri.	03-04-77	Los Angeles	Los Angeles	114	99	30-34	10,357
65	Sun.	03-06-77	Oakland	Golden State	94	86	31-34	11,126
66	Fri.	03-11-77	Buffalo	Buffalo	90	95	31-35	7,473
67	Sun.	03-13-77	Philadelphia	Philadelphia	106	102	32-35	13,642
68	Tues.	03-15-77	Chicago	Boston	107	96	33-35	17,397*
69	Wed.	03-16-77	Detroit	Detroit	104	97	34-35	5,944
70	Fri.	03-18-77	Chicago	KC-Omaha	114	112	35-35	18,129*
71	Sat.	03-19-77	Chicago	Seattle	104	92	36-35	18,674*
72	Tues.	03-22-77	Chicago	Los Angeles	102	86	37-35	21,046*
73	Fri.	03-25-77	Chicago	New York Knicks	105	87	38-35	17,844*
74	Sun.	03-27-77	Chicago	Cleveland	95	90	39-35	19,757*
75	Tues.	03-29-77	Chicago	Philadelphia	113	119	39-36	20,578*
76	Wed.	03-30-77	Hartford, Conn.	Boston	88	90	39-37	11,089
77	Fri.	04-01-77	Chicago	Denver	107	97	40-37	20,231*
78	Sun.	04-03-77	New Orleans	New Orleans	101	82	41-37	7,114
79	Tues.	04-05-77	Chicago	Buffalo	91	89	42-37	15,976
80	Wed.	04-06-77	Washington	Washington	96	97	42-38	14,259
81	Fri.	04-08-77	Chicago	Houston	113	109	43-38	21,652*
82	Sun.	04-10-77	Buffalo	Buffalo	120	99	44-38	3,534

* home sellout



LEFT TO RIGHT: (front row): John Mengelt, Wilbur Holland, Assistant Coach Gene Tormohlen, Managing Partner Jonathan Kovler, Chairman of Executive Committee Arthur M. Wirtz, Head Coach Ed Badger, Trainer Doug Atkinson, Tom Kropp. (back row): John Laskowski, Scott May, Phil Hicks, Mickey Johnson, Artis Gilmore, Tom Boerwinkle, Cliff Pondexter, Jack Marin, Keith Starr. (Inset) Capt. Norm Van Lier.

DRAFT: First round, Scott May (Indiana); second round, Willie Smith (Missouri) ... acquired Artis Gilmore for \$1,000,000 in ABA dispersal draft.

RECORD: 44-38 (THIRD PLACE)

REGULAR SEASON: Ed Badger named Head Coach ... May and Marin missed beginning of season due to injuries ... suffered a club-record 13-game losing streak (10/29/76 to 12/04/76) ... acquired Mengelt from Detroit for cash ... average attendance 11,625 ... nicknamed "Miracle on Madison Street" as Bulls won 20 of final 24 games ... during stretch from 02/18/77 through 04/10/77, Bulls sold out Stadium nine of last 10 games ... defeated L.A. Lakers 102-86 before largest Stadium crowd in Bulls history (21,046 on 03/22/77) ... led NBA defensively for third straight year, yielding an average of 98.0 points per game.

PLAYOFFS: Eliminated 1-2 by eventual NBA Champion Portland Trail Blazers.

HONORS: May named to All-Rookie Team ... Van Lier picked to NBA West All-Star Team ... Gilmore led team in scoring (18.6) and rebounding (13.0).

1977/78 CHICAGO BULLS

GAME	DAY	DATE	PLACE	TEAM	BULLS	OPP.	W-L	ATTN.
1	Tues.	10-18-77	Cleveland	Cleveland	91	88	1-0	15,192
2	Wed.	10-19-77	Houston	Houston	107	103	2-0	8,420
3	Fri.	10-21-77	Chicago	Indiana	122	119	3-0	14,082
4	Sat.	10-22-77	Milwaukee	Milwaukee	95	113	3-1	10,938
5	Tues.	10-25-77	Chicago	Golden State	98	105	3-2	13,132
6	Sat.	10-29-77	Chicago	Seattle	101	97	4-2	12,871
7	Tues.	11-01-77	New Orleans	New Orleans	88	99	4-3	10,689
8	Wed.	11-02-77	Philadelphia	Philadelphia	103	102	5-3	12,010
9	Fri.	11-04-77	Chicago	Buffalo	92	100	5-4	10,214
10	Sat.	11-05-77	Chicago	Phoenix	111	94	6-4	13,424
11	Tues.	11-08-77	Chicago	Houston	117	104	7-4	12,417
12	Fri.	11-11-77	New Jersey	New Jersey	89	91	7-5	4,953
13	Sat.	11-12-77	Buffalo	Buffalo	103	106	7-6	6,178
14	Fri.	11-18-77	Phoenix	Phoenix	101	103	7-7	12,543
15	Sun.	11-20-77	Los Angeles	Los Angeles	102	80	8-7	10,258
16	Wed.	11-23-77	Portland	Portland	111	116	8-8	12,666
17	Fri.	11-25-77	Seattle	Seattle	108	89	9-8	9,364
18	Tues.	11-29-77	Chicago	New Orleans	95	87	10-8	13,286
19	Wed.	11-30-77	Boston	Boston	92	98	10-9	8,169
20	Fri.	12-02-77	Indianapolis	Indiana	107	102	11-9	12,004
21	Sat.	12-03-77	Chicago	Cleveland	111	97	12-9	14,928
22	Tues.	12-06-77	Chicago	Washington	116	108	13-9	10,093
23	Thur.	12-08-77	Chicago	New Jersey	104	78	14-9	7,547
24	Sat.	12-10-77	Chicago	San Antonio	121	119	15-9	15,483
25	Tues.	12-13-77	Chicago	Denver	99	96	16-9	15,211
26	Wed.	12-14-77	San Antonio	San Antonio	108	116	16-10	8,447
27	Fri.	12-16-77	Chicago	Philadelphia	115	110	17-10	19,998*
28	Sat.	12-17-77	New York	New York	103	112	17-11	14,079
29	Tues.	12-20-77	Chicago	Atlanta	94	86	18-11	7,784
30	Thur.	12-22-77	Kansas City	KC-Omaha	110	113	18-12	7,590
31	Fri.	12-23-77	Chicago	Detroit	107	108	18-13	11,578
32	Tues.	12-27-77	Chicago	Portland	115	106	19-13	19,999*
33	Wed.	12-28-77	Philadelphia	Philadelphia (OT)	125	129	19-14	18,276
34	Fri.	12-30-77	Chicago	Boston	102	97	20-14	18,124*
35	Sun.	01-01-78	Seattle	Seattle	96	114	20-15	11,419
36	Tues.	01-03-78	Portland	Portland	90	92	20-16	12,666
37	Wed.	01-04-78	Oakland	Golden State	94	115	20-17	9,757
38	Fri.	01-06-78	Chicago	New York	97	99	20-18	12,619
39	Sun.	01-08-78	Denver	Denver	104	109	20-19	16,422
40	Tues.	01-10-78	Chicago	Los Angeles	110	106	21-19	16,843
41	Fri.	01-13-78	Chicago	Milwaukee	128	111	22-19	15,524
42	Sun.	01-15-78	Detroit	Detroit	107	101	23-19	4,945
43	Tues.	01-17-78	Chicago	Indiana	105	104	24-19	8,619
44	Thur.	01-19-78	Louisville, Ky.	Atlanta	105	95	25-19	2,219
45	Sun.	01-22-78	Milwaukee	Milwaukee	90	112	25-20	10,938
46	Tues.	01-24-78	Chicago	Denver	131	114	26-20	15,538
47	Thur.	01-26-78	Washington	Washington	107	135	26-21	7,442
48	Sat.	01-28-78	New York	New York	96	108	26-22	18,263
49	Tues.	01-31-78	Chicago	Atlanta (OT)	106	103	27-22	12,239
50	Wed.	02-01-78	New Orleans	New Orleans	111	117	27-23	10,214
51	Fri.	02-03-78	Chicago	San Antonio	110	107	28-23	14,119
52	Tues.	02-07-78	Chicago	Philadelphia	108	106	29-23	19,593*
53	Wed.	02-08-78	Houston	Houston	101	105	29-24	8,485
54	Fri.	02-10-78	Kansas City	KC-Omaha	93	106	29-25	8,460
55	Sat.	02-11-78	Chicago	KC-Omaha	90	95	29-26	12,209
56	Sun.	02-12-78	Indianapolis	Indiana	94	111	29-27	11,867
57	Tues.	02-14-78	Chicago	New Orleans	102	95	30-27	10,106
58	Fri.	02-17-78	Chicago	Seattle	98	106	30-28	17,211
59	Sat.	02-18-78	San Antonio	San Antonio	103	124	30-29	9,000
60	Mon.	02-20-78	Chicago	Cleveland	106	95	31-29	9,479
61	Tues.	02-21-78	Chicago	Los Angeles	104	106	31-30	13,374
62	Fri.	02-24-78	Chicago	Milwaukee (OT)	109	112	31-31	16,254
63	Sun.	02-26-78	Chicago	Portland	99	100	31-32	18,751*
64	Tues.	02-28-78	Chicago	Phoenix	126	115	32-32	14,713
65	Sun.	03-05-78	Oakland	Golden State	96	95	33-32	10,849
66	Thur.	03-09-78	Phoenix	Phoenix	103	112	33-33	11,748
67	Fri.	03-10-78	Los Angeles	Los Angeles	109	115	33-34	13,594
68	Sun.	03-12-78	Denver	Denver	95	98	33-35	17,053
69	Tues.	03-14-78	Chicago	Golden State	96	103	33-36	10,332
70	Thur.	03-16-78	Chicago	Washington	111	107	34-36	11,972
71	Fri.	03-17-78	Chicago	New York	129	117	35-36	17,424*
72	Sun.	03-19-78	Detroit	Detroit	92	112	35-37	4,546
73	Tues.	03-21-78	Chicago	Houston	101	99	36-37	9,817
74	Wed.	03-22-78	New Jersey	New Jersey	99	105	36-38	4,160
75	Fri.	03-24-78	Boston	Boston	97	96	37-38	13,659
76	Sun.	03-26-78	Cleveland	Cleveland	78	95	37-39	9,086
77	Tues.	03-28-78	Chicago	KC-Omaha	105	128	37-40	9,186
78	Fri.	03-31-78	Chicago	Detroit	117	107	38-40	8,821
79	Sat.	04-01-78	Buffalo	Buffalo	110	102	39-40	4,486
80	Tues.	04-04-78	Chicago	Boston	116	104	40-40	11,732
81	Fri.	04-07-78	Chicago	Buffalo	103	113	40-41	12,153
82	Sun.	04-09-78	Atlanta	Atlanta	85	99	40-42	5,213

* home sellout



LEFT TO RIGHT: (front row): Tate Armstrong, Wilbur Holland, Trainer Doug Atkinson, Managing Partner Jonathan Kovler, Chairman of Executive Committee Arthur M. Wirtz, Head Coach Ed Badger, Assistant Coach Jerry Sloan, Co-Capt. Norm Van Lier, John Mengelt. (back row): Steve Sheppard, Scott May, Mark Landsberger, Jim Ard, Co-Capt. Artis Gilmore, Tom Boerwinkle, Cliff Pondexter, Mickey Johnson, Nick Weatherspoon.

DRAFT: First round, Tate Armstrong (Duke); second round, Mike Glenn (Southern Illinois), Steve Sheppard (Maryland) and Mark Landsberger (Arizona State).

RECORD: 40-42 (THIRD PLACE)

REGULAR SEASON: Second season under Head Coach Ed Badger ... biggest home opener in club's history (14,082) watched Bulls defeat Indiana 122-119 ... average attendance soared to record (13,386 average) ... a then team-record 19 straight points (19-0) vs. New Jersey in 104-78 win (12/08/77) ... at All-Star break Bulls owned 29-23 record (seventh best overall) ... May missed final 23 games of the season recovering from left knee surgery.

PLAYOFFS: Failed to qualify.

HONORS: Gilmore selected to NBA West All-Star Team ... Gilmore led club in scoring (22.9) and rebounding (13.1).

1978/79 CHICAGO BULLS

GAME	DAY	DATE	PLACE	TEAM	BULLS	OPP.	W-L	ATTEN.
1	Fri.	10-13-78	Seattle	Seattle	86	104	0-1	15,219
2	Sun.	10-15-78	Portland	Portland	108	97	1-1	12,666
3	Tues.	10-17-78	San Diego	San Diego	94	99	1-2	4,944
4	Fri.	10-20-78	Chicago	San Diego	94	110	1-3	12,412
5	Sat.	10-21-78	Cleveland	Cleveland	104	113	1-4	11,030
6	Tues.	10-24-78	Chicago	Kansas City	117	123	1-5	7,263
7	Fri.	10-27-78	Chicago	Phoenix (OT)	110	115	1-6	7,807
8	Sat.	10-28-78	Atlanta	Atlanta	92	116	1-7	7,012
9	Tues.	10-31-78	New Orleans	New Orleans	92	97	1-8	6,254
10	Wed.	11-01-78	Boston	Boston	112	118	1-9	8,014
11	Fri.	11-03-78	Chicago	Detroit	93	99	1-10	7,963
12	Sat.	11-04-78	Chicago	Indiana	97	84	2-10	7,106
13	Tues.	11-07-78	Chicago	Los Angeles	111	112	2-11	11,978
14	Fri.	11-10-78	Detroit	Detroit	101	115	2-12	9,378
15	Sat.	11-11-78	Chicago	New Jersey	112	125	2-13	9,126
16	Wed.	11-15-78	Houston	Houston	117	103	3-13	8,302
17	Fri.	11-17-78	Oakland	Golden State	100	89	4-13	9,332
18	Sun.	11-19-78	Los Angeles	Los Angeles	95	104	4-14	11,555
19	Wed.	11-22-78	Seattle	Seattle	96	98	4-15	13,253
20	Fri.	11-24-78	Portland	Portland	100	99	5-15	12,666
21	Sun.	11-26-78	Phoenix	Phoenix	109	125	5-16	10,321
22	Tues.	11-28-78	Chicago	Phoenix	124	112	6-16	7,826
23	Sat.	12-02-78	Chicago	Houston	105	91	7-16	10,689
24	Tues.	12-05-78	Chicago	Philadelphia	96	91	8-16	18,637*
25	Fri.	12-08-78	Chicago	Portland	100	99	9-16	10,017
26	Sat.	12-09-78	New York	New York	101	96	10-16	13,512
27	Tues.	12-12-78	Chicago	Golden State	99	94	11-16	8,837
28	Fri.	12-15-78	Chicago	New York	94	118	11-17	10,436
29	Sat.	12-16-78	Chicago	Cleveland	108	100	12-17	8,783
30	Sun.	12-17-78	Milwaukee	Milwaukee	101	117	12-18	10,901
31	Tues.	12-19-78	Chicago	Atlanta	101	95	13-18	7,735
32	Wed.	12-20-78	San Antonio	San Antonio	102	131	13-19	9,511
33	Fri.	12-22-78	Chicago	San Antonio	92	103	13-20	10,735
34	Tues.	12-26-78	San Diego	San Diego	109	115	13-21	8,582
35	Thur.	12-28-78	Denver	Denver	111	107	14-21	14,614
36	Fri.	12-29-78	Chicago	Denver	123	117	15-21	16,587
37	Tues.	01-02-79	Washington	Washington	86	109	15-22	7,578
38	Wed.	01-03-79	Philadelphia	Philadelphia	98	111	15-23	8,629
39	Fri.	01-05-79	Chicago	Milwaukee	124	119	16-23	11,625
40	Tues.	01-09-79	Chicago	Golden State	101	103	16-24	7,123
41	Wed.	01-10-79	New Jersey	New Jersey	120	116	17-24	3,075
42	Fri.	01-12-79	Chicago	Atlanta	93	100	17-25	9,124
43	Sun.	01-14-79	Milwaukee	Milwaukee	99	104	17-26	10,938
44	Fri.	01-19-79	Chicago	Washington	102	113	17-27	8,526
45	Sat.	01-20-79	Chicago	Seattle	101	107	17-28	8,945
46	Sun.	01-21-79	Cleveland	Cleveland	93	94	17-29	7,603
47	Tues.	01-23-79	Chicago	Boston	100	90	18-29	6,347
48	Fri.	01-26-79	Chicago	San Diego	91	107	18-30	8,523
49	Sun.	01-28-79	Denver	Denver	87	98	18-31	14,165
50	Tues.	01-30-79	Chicago	San Antonio (OT)	108	112	18-32	7,589
51	Thur.	02-01-79	Chicago	Philadelphia	105	128	18-33	12,892
52	Fri.	02-02-79	Chicago	New Orleans	116	110	19-33	7,216
53	Tues.	02-06-79	Chicago	Indiana	110	107	20-33	6,391
54	Fri.	02-09-79	Chicago	Kansas City	111	124	20-34	10,972
55	Sun.	02-11-79	Indianapolis	Indiana	108	110	20-35	10,448
56	Tues.	02-13-79	Chicago	Denver	94	104	20-36	7,463
57	Fri.	02-16-79	Chicago	New York	107	104	21-36	7,141
58	Sun.	02-18-79	Kansas City	Kansas City	107	130	21-37	14,193
59	Tues.	02-20-79	Portland	Portland	99	97	22-37	7,051
60	Fri.	02-23-79	New Orleans	New Orleans	102	111	22-38	6,130
61	Sun.	02-25-79	Chicago	Cleveland	108	117	22-39	6,724
62	Tues.	02-27-79	Chicago	Detroit	124	117	23-39	7,727
63	Wed.	02-28-79	Washington	Washington	113	124	23-40	10,639
64	Sat.	03-03-79	Atlanta	Atlanta	101	119	23-41	12,671
65	Thur.	03-08-79	Phoenix	Phoenix	117	132	23-42	10,126
66	Fri.	03-09-79	Los Angeles	Los Angeles	102	92	24-42	10,950
67	Sun.	03-11-79	Oakland	Golden State	109	107	25-42	10,218
68	Tues.	03-13-79	Chicago	New Jersey	105	102	26-42	6,276
69	Fri.	03-16-79	Houston	Houston	118	124	26-43	9,574
70	Sat.	03-17-79	Chicago	Seattle	88	106	26-44	8,974
71	Sun.	03-18-79	Kansas City	Kansas City	103	114	26-45	9,298
72	Wed.	03-21-79	Indianapolis	Indiana	105	114	26-46	8,558
73	Fri.	03-23-79	Chicago	New Orleans	116	99	27-46	9,427
74	Sat.	03-24-79	New York	New York (2OT)	148	143	28-46	11,256
75	Sun.	03-25-79	New Jersey	New Jersey	88	99	28-47	4,305
76	Tues.	03-27-79	Chicago	Houston	116	122	28-48	6,320
77	Wed.	03-28-79	Philadelphia	Philadelphia	96	112	28-49	8,510
78	Fri.	03-30-79	Boston	Boston	121	105	29-49	9,151
79	Sat.	03-31-79	Chicago	Milwaukee	99	108	29-50	6,977
80	Tues.	04-03-79	Chicago	Los Angeles	95	97	29-51	8,120
81	Fri.	04-06-79	Chicago	Washington	128	114	30-51	7,558
82	Sun.	04-08-79	Detroit	Detroit	117	107	31-51	13,179

* home sellout



LEFT TO RIGHT: (front row): Wilbur Holland, Assistant Coach Gene Tormohlen, General Manager Rod Thorn, Head Coach Scotty Robertson, Managing Partner Jonathan Kovler, Trainer Doug Atkinson, Tate Armstrong. (back row): Dillie Johnson, Reggie Theus, John Brown, Mickey Johnson, Artis Gilmore, Scott Lloyd, Mark Landsberger, Scott May, John Mengelt.

DRAFT: First round, Reggie Theus (UNLV); second round, Marvin Johnson (New Mexico).

RECORD: 31-51 (FIFTH PLACE)

REGULAR SEASON: Opening day lineup: forwards Mickey Johnson and Mark Landsberger, center Artis Gilmore, guards Wilbur Holland and Reggie Theus ... Tom Boerwinkle unsuccessful in comeback from knee surgery ... Landsberger grabbed team-record 15 offensive rebounds vs. Detroit (11/10/78) ... New Jersey and Bulls set Stadium record for free throws (83) and attempts (104) on 11/11/78 ... defeated Houston 105-91 at Stadium in shortest game ever (1:42) on 12/02/78 ... Gilmore grabbed team-record 25 defensive rebounds vs. San Antonio (12/22/78) ... struggled to win 20 of first 56 games ... fired Head Coach Larry Costello and named Scotty Robertson Interim Coach (02/16/79).

PLAYOFFS: Failed to qualify for second straight year ... named Jerry Sloan Head Coach (04/28/79) ... named Phil Johnson Assistant Coach (06/28/79).

HONORS: Gilmore named to West All-Star Team ... Theus named to NBA All-Rookie Team ... Gilmore led Bulls in scoring (23.7) and rebounding (12.7).

1979/80 CHICAGO BULLS

GAME	DATE	W-L	OPPONENT	SCORE BULLS-OPP.	TOTAL RECORD	SK	BULLS HL SCORER	BULLS HL REBOUNDER	OPPONENT HL SCORER	GAME ATTEN.
1	Oct. 13	W	@Golden State	102-96 (OT)	1-0	1-W	Gilmore-26	Gilmore-10	Parker-20	7,780
2	Oct. 14	L	@Phoenix	102-112	1-1	1-L	Greenwood-19	Greenwood/Landsberger-13	Davis-20	10,039
3	Oct. 16	L	@Los Angeles	96-105	1-2	2-L	Gilmore-20	Gilmore-13	Abdul-Jabbar-21	15,073
4	Oct. 18	L	@San Diego	107-111	1-3	3-L	Theus-20	Landsberger-14	Free-32	6,844
5	Oct. 20	W	PHOENIX	116-104	2-3	1-W	Theus-20	Greenwood-11	Adams-32	12,117
6	Oct. 21	L	@Milwaukee	111-113	2-4	1-L	Theus-25	Greenwood-8	Bridgeman-26	10,185
7	Oct. 23	W	NEW JERSEY	108-103	3-4	1-W	Greenwood-20	Greenwood-15	Williamson-30	6,187
8	Oct. 25	L	@Utah	105-113	3-5	1-L	Sobers-33	Greenwood-11	Dantley-35	5,627
9	Oct. 26	L	@Portland	93-95	3-6	2-L	Theus-23	Greenwood/Landsberger-9	Owens-25	12,666
10	Oct. 28	L	@Seattle	97-108	3-7	3-L	Sobers-19	Landsberger-9	Williams-26	12,947
11	Oct. 30	L	LOS ANGELES	105-111	3-8	4-L	Sobers-24	Greenwood-16	E. Johnson-24	16,132
12	Nov. 2	L	@Denver	99-113	3-9	5-L	Greenwood-26	Greenwood-12	Issel-24	13,822
13	Nov. 3	L	MILWAUKEE	104-136 (OT)	3-10	6-L	Greenwood-28	Greenwood-16	Johnson-30	13,882
14	Nov. 6	L	SEATTLE	97-114	3-11	7-L	Theus-17	Greenwood-9	D. Johnson-30	9,632
15	Nov. 9	W	SAN DIEGO	107-82	4-11	1-W	Greenwood-27	Greenwood-17	Williams-28	8,014
16	Nov. 10	L	PORTLAND	90-94	4-12	1-L	Theus-23	Landsberger-14	Owens-32	9,206
17	Nov. 13	L	HOUSTON	127-128	4-13	2-L	Theus-27	Landsberger-9	Malone-45	8,329
18	Nov. 14	L	@Washington	105-118	4-14	3-L	Greenwood-29	Landsberger-12	Dandridge-30	7,380
19	Nov. 16	L	@Kansas City #	97-103	4-15	4-L	Theus-17	Landsberger-13	Wdorn/Rhson/Birdsong-21	7,865
20	Nov. 17	W	PHILADELPHIA	106-103 (OT)	5-15	1-W	Theus-28	Theus-17	Chicks-20	18,927
21	Nov. 20	L	DENVER	91-124	5-16	1-L	Theus-22	Greenwood/Landsberger-11	Thompson-21	6,486
22	Nov. 23	W	ATLANTA	103-98	6-16	1-W	Theus-27	Greenwood-14	Drew-26	7,949
23	Nov. 24	L	GOLDEN STATE	101-106	6-17	1-L	Greenwood-31	Greenwood-13	Parish-22	7,927
24	Nov. 27	L	@San Diego	103-128	6-18	2-L	Theus-26	Greenwood-10	Free-32	8,075
25	Nov. 30	W	@Los Angeles	107-100	7-18	1-W	Theus-32	Greenwood-10	Nixon-30	11,897
26	Dec. 1	L	@Phoenix	86-99	7-19	1-L	Theus/May-16	Landsberger-13	Robinson/Westphal-17	12,660
27	Dec. 5	L	@Golden State	90-97	7-20	2-L	Sobers-27	Greenwood/Landsberger-7	Parker-23	5,481
28	Dec. 7	W	@Portland	95-93	8-20	1-W	Theus-23	Greenwood-10	R. Brewer-23	12,666
29	Dec. 9	W	@Seattle	121-112	9-20	2-W	Theus-26	Greenwood/Landsberger-11	Williams-30	11,677
30	Dec. 11	W	PORTLAND	104-93	10-20	3-W	Theus-23	Landsberger-14	R. Brewer-21	6,205
31	Dec. 15	L	WASHINGTON	113-115 (OT)	10-21	1-L	Greenwood-24	Jones-11	Hayes/Bullard-21	8,217
32	Dec. 18	L	LOS ANGELES	118-129	10-22	2-L	Sobers-30	Landsberger-14	Abdul-Jabbar-39	11,049
33	Dec. 19	W	@Houston	108-102	11-22	1-W	Greenwood-27	Landsberger-10	Malone-34	7,503
34	Dec. 21	L	PHOENIX	117-127	11-23	1-L	Theus-29	Jones-10	Robinson-27	5,706
35	Dec. 22	W	CLEVELAND	126-117	12-23	1-W	Theus-33	Landsberger-21	Mitchell-26	6,274
36	Dec. 26	L	@Milwaukee	101-110	12-24	1-L	Theus-33	Greenwood-9	Bridgeman/Johnson-23	10,938
37	Dec. 28	L	NEW YORK	102-120	12-25	2-L	Theus-33	Greenwood-11	Richardson-20	13,755
38	Jan. 4	W	SAN DIEGO	121-118	13-25	1-W	Theus-26	Landsberger-12	Free-38	10,583
39	Jan. 5	L	@New York	111-124	13-26	1-L	Gilmore-27	Gilmore-11	Knight-34	11,732
40	Jan. 8	W	MILWAUKEE	110-102	14-26	1-W	Gilmore/Mangelt-18	Gilmore-12	Johnson-22	8,256
41	Jan. 10	L	@Kansas City	83-104	14-27	1-L	Greenwood-16	Greenwood-11	McKinney-26	7,189
42	Jan. 11	L	INDIANA	105-110	14-28	2-L	Sobers-26	Jones-14	M. Johnson-28	7,288
43	Jan. 13	L	@Detroit	102-107	14-29	3-L	Landsberger-25	Landsberger-13	McAdoo/Money-26	5,138
44	Jan. 15	W	KANSAS CITY	111-109	15-29	1-W	Sobers-23	Gilmore-16	Birdsong-35	5,178
45	Jan. 16	L	@Boston	104-114	15-30	1-L	Theus-26	Gilmore/Greenwood-7	Archibald-22	13,032
46	Jan. 18	L	UTAH	102-107	15-31	2-L	Sobers-27	Greenwood-12	Dantley-33	7,878
47	Jan. 19	W	DENVER	117-106	16-31	1-W	Theus-27	Gilmore/Dietrich-10	Issel-31	8,778
48	Jan. 22	W	DETROIT	145-31	17-31	2-W	Sobers/Greenwood-26	Jones-9	McAdoo/Kaiser-25	5,043
49	Jan. 25	W	KANSAS CITY	113-107 (OT)	18-31	3-W	Gilmore-26	Greenwood-16	Gerard-22	6,668
50	Jan. 26	L	@Atlanta	104-109	18-32	1-L	Gilmore-21	Landsberger-11	Johnson-25	15,463
51	Jan. 27	L	@New Jersey	127-128	18-33	2-L	Gilmore-29	Greenwood-13	Williamson-27	6,345
52	Jan. 29	L	BOSTON	99-103	18-34	3-L	Theus-30	Gilmore-11	Robey-23	18,501
53	Jan. 31	L	LOS ANGELES	97-107	18-35	4-L	Sobers-24	Greenwood-9	Wilkes-28	14,535
54	Feb. 5	L	@Utah	106-116	18-36	5-L	Sobers-24	Greenwood-11	Dantley-47	6,456
55	Feb. 6	L	@Denver	111-122	18-37	6-L	Theus-21	Gilmore/Greenwood-8	Issel-32	11,127
56	Feb. 8	L	PHOENIX	109-113	18-38	7-L	Gilmore-19	Greenwood-10	Bratz-20	10,403
57	Feb. 10	W	@Cleveland	123-117	19-38	1-W	Theus-23	Gilmore-8	K. Carr-32	6,920
58	Feb. 12	W	GOLDEN STATE	100-94	20-38	2-W	Greenwood-26	Gilmore-15	Parish-22	5,982
59	Feb. 13	L	@Milwaukee	101-111	20-39	1-L	Theus-21	Greenwood-9	Bridgeman-32	10,938
60	Feb. 15	L	SAN ANTONIO	124-131	20-40	2-L	Greenwood-30	Greenwood-13	Bavin-28	8,078
61	Feb. 16	L	@Philadelphia	92-100	20-41	3-L	Greenwood-20	Greenwood-10	Erving-26	10,015
62	Feb. 17	L	@Indiana	100-108	20-42	4-L	Theus-33	Greenwood-11	Knight-26	10,534
63	Feb. 19	W	SEATTLE	115-106	21-42	1-W	Gilmore-23	Greenwood-12	Williams-33	8,112
64	Feb. 20	L	@San Antonio	117-125	21-43	1-L	Theus-24	Gilmore/Greenwood-13	Kerou-24	12,498
65	Feb. 24	W	SAN DIEGO	110-102	22-43	1-W	Greenwood-26	Greenwood-11	Free-35	7,257
66	Feb. 26	W	UTAH	105-85	23-43	2-W	Theus-25	Gilmore-12	Dantley-23	5,417
67	Feb. 29	L	@Seattle	101-108	23-44	1-L	Theus-21	Gilmore-11	Williams-27	24,195
68	Mar. 2	L	@Portland	107-110	23-45	2-L	Theus-25	Greenwood-11	Natt-31	12,666
69	Mar. 5	W	@Golden State	106-105	24-45	1-W	Gilmore-28	Greenwood-10	Parish-27	6,435
70	Mar. 7	L	@Los Angeles	99-101	24-46	1-L	Gilmore-20	Gilmore-10	Abdul-Jabbar-31	16,673
71	Mar. 9	L	@Phoenix	103-113 (OT)	24-47	2-L	Theus-26	Greenwood-15	Westphal-32	11,210
72	Mar. 11	W	KANSAS CITY	100-98	25-47	1-W	Gilmore-20	Gilmore-13	Wedman-23	5,542
73	Mar. 14	L	SEATTLE	101-122	25-48	1-L	Greenwood-20	Greenwood-15	D. Johnson-25	8,685
74	Mar. 15	W	PORTLAND	110-108	26-48	1-W	Gilmore-32	Gilmore/May-6	Jesiani-28	5,816
75	Mar. 18	W	@San Diego	115-101	27-48	2-W	Greenwood-23	Gilmore-13	Nater-24	8,731
76	Mar. 19	L	@Utah	100-103	27-49	1-L	Gilmore-23	May-8	Boswell-20	6,220
77	Mar. 21	L	DENVER	128-134 (3OT)	27-50	2-L	Greenwood-27	Jones-18	Issel-30	5,436
78	Mar. 23	W	GOLDEN STATE	129-115	28-50	1-W	Gilmore-29	Gilmore-12	Smith-24	7,314
79	Mar. 25	L	MILWAUKEE	111-122	28-51	1-L	Greenwood-25	Greenwood-8	Bridgeman-22	6,536
80	Mar. 26	W	@Denver	122-115	29-51	1-W	Sobers-21	Greenwood-10	Issel-21	10,083
81	Mar. 29	W	UTAH	111-106	30-51	2-W	Theus-21	Gilmore-15	Calvin-17	8,503
82	Mar. 30	L	@Kansas City	110-114	30-52	1-L	Gilmore-27	Gilmore-13	Birdsong-28	12,143

* home sellout # at St. Louis



LEFT TO RIGHT: (front row): Delmer Beshore, Sam Smith, Reggie Theus, Ricky Sobers, John Mengelt. (middle row): Trainer Doug Atkinson, General Manager Rod Thorn, Managing Partner Jonathan Kovler, Chairman Executive Committee Arthur M. Wirtz, Head Coach Jerry Sloan, Assistant Coach Phil Johnson. (back row): Ollie Johnson, Mark Landsberger, David Greenwood, Coby Dietrick, Artis Gilmore, Dennis Awtrey, Dwight Jones, Scott May.

DRAFT: First round, David Greenwood (UCLA); second round, Larry Butler (Idaho State).

RECORD: 30-52 (FOURTH PLACE)

REGULAR SEASON: Acquired Ricky Sobers from Indiana as compensation for Mickey Johnson (08/28/79) ... opening day lineup: forwards David Greenwood and Scott May, center Artis Gilmore, guards Ricky Sobers and Reggie Theus ... after 670 consecutive games played, Gilmore injured knee in fourth contest and missed 34 games ... signed free agent Dwight Jones (12/05/79) ... set NBA record for field goal percentage (.699) in 145-131 win over Detroit (01/22/80) ... lost longest game in club history 134-128 to Denver in triple overtime at Stadium (03/21/80).

PLAYOFFS: Failed to qualify for third straight year.

HONORS: Greenwood named to NBA All-Rookie Team ... Theus led Bulls in scoring (20.2) ... Greenwood led Bulls in rebounding (9.4).

1980/81 CHICAGO BULLS

HISTORY

GAME	DATE	W-L	OPPONENT	SCORE BULLS-OPP.	TOTAL RECORD	SK	BULLS H. SCORER	BULLS H. REBOUNDER	OPPONENT H. SCORER	GAME ATTEN.
1	Oct. 11	L	@Atlanta	93-101	0-1	1-L	Gilmore-21	Gilmore-10	Roundfield-20	11,275
2	Oct. 15	W	@Indiana	108-97	1-1	1-W	Kenon-22	Jones-16	J. Davis-27	6,909
3	Oct. 17	W	CLEVELAND	99-79	2-1	2-W	Thues-19	Greenwood-19	Mitchell-22	8,336
4	Oct. 18	L	NEW JERSEY	99-107	2-2	1-L	Gilmore-18	Greenwood/Jones-11	Newlin-22	8,539
5	Oct. 21	L	@New York	97-105	2-3	2-L	Thues-19	Gilmore-12	R. Williams-27	15,756
6	Oct. 24	W	WASHINGTON	104-86	3-3	1-W	Wilkinson-18	Jones-11	Grevey-19	8,437
7	Oct. 25	L	@Milwaukee	93-109	3-4	1-L	Greenwood-21	Greenwood-11	Ma. Johnson-21	11,052
8	Oct. 28	L	MILWAUKEE	99-106	3-5	2-L	Thues-25	Gilmore-13	Ma. Johnson-18	7,829
9	Oct. 29	L	@Philadelphia	102-115	3-6	3-L	Gilmore-25	Gilmore-12	Dawkins-20	6,145
10	Oct. 31	L	INDIANA	114-121	3-7	4-L	Kenon-29	Greenwood-10	Knight-22	5,127
11	Nov. 1	W	DETROIT	122-100	4-7	1-W	Kenon-29	Gilmore-11	Lung-28	5,717
12	Nov. 5	W	@New Jersey	122-105	5-7	2-W	Thues-28	Gilmore/Greenwood-8	O'Koren-21	6,069
13	Nov. 7	W	ATLANTA	103-100	6-7	3-W	Kenon-27	Greenwood-15	J. Drew-25	6,312
14	Nov. 8	L	DENVER	126-130 (207)	6-8	1-L	Thues-24	Gilmore-21	English-31	9,683
15	Nov. 9	L	@Boston	105-111	6-9	2-L	Thues-28	Gilmore-14	Parish-22	8,827
16	Nov. 11	L	PHILADELPHIA	80-121	6-10	3-L	Gilmore-13	Greenwood-8	Erving-21	18,765*
17	Nov. 14	L	@Detroit	99-106	6-11	4-L	Thues-23	Greenwood-9	Benson-20	6,158
18	Nov. 16	W	@Milwaukee	114-108	7-11	1-W	Gilmore-24	Greenwood-13	Winters-26	10,998
19	Nov. 18	L	BOSTON	112-113	7-12	1-L	Kenon-32	Kenon-10	Parish-22	11,241
20	Nov. 21	W	NEW YORK	130-121	8-12	1-W	Gilmore-29	Gilmore-19	R. Williams-36	7,234
21	Nov. 22	W	WASHINGTON	114-101	9-12	2-W	Kenon-28	Gilmore-15	Grevey-19	8,179
22	Nov. 26	L	@San Antonio	122-125	9-13	1-L	Sobers-27	Gilmore-10	Carvin-27	9,581
23	Nov. 28	L	@Phoenix	101-102	9-14	2-L	Thues-20	Greenwood-10	Johnson-23	12,660
24	Nov. 30	W	@Los Angeles	122-108	10-14	1-W	Gilmore-21	Gilmore-12	Abdul-Jabbar-28	13,605
25	Dec. 2	W	@Denver	129-124	11-14	2-W	Thues-26	Gilmore/Greenwood-11	Thompson-30	7,581
26	Dec. 3	L	@Seattle	105-113	11-15	1-L	Gilmore-26	Thues-10	Sikma-29	14,124
27	Dec. 5	L	@Portland	116-116	11-16	2-L	Gilmore-23	Greenwood-10	Bates-27	12,668
28	Dec. 9	L	PHOENIX	108-123	11-17	3-L	Gilmore/Thues-19	Gilmore-7	T. Robinson-40	8,245
29	Dec. 10	L	@Philadelphia	110-113	11-18	4-L	Greenwood-28	Gilmore-14	B. Jones-25	13,871
30	Dec. 12	W	UTAH	118-98	12-18	1-W	Gilmore-28	Gilmore-20	Dantley-26	11,478
31	Dec. 13	L	BOSTON	95-106	12-19	1-L	Greenwood-22	Gilmore-12	Bird-35	11,518
32	Dec. 16	W	@Washington	98-94	13-19	1-W	Thues-23	Gilmore-9	Grevey-22	5,423
33	Dec. 17	L	@Boston	98-115	13-20	1-L	Wilkinson-28	Wilkes-8	Bird-25	14,302
34	Dec. 19	W	MILWAUKEE	129-106	14-20	1-W	Sobers-24	Gilmore-14	Ma. Johnson-24	6,194
35	Dec. 20	W	HOUSTON	133-109	15-20	2-W	Thues-24	Jones-10	Malone-26	5,189
36	Dec. 23	W	NEW YORK	117-114	16-20	3-W	Kenon-26	Gilmore-13	R. Williams-26	6,309
37	Dec. 26	W	@Cleveland	100-98	17-20	4-W	Kenon-26	Greenwood-11	Smith-23	4,481
38	Dec. 27	W	DETROIT	104-97	18-20	5-W	Gilmore-31	Gilmore-15	Benson-20	7,993
39	Dec. 30	W	NEW JERSEY	121-110	19-20	6-W	Thues-20	Greenwood-18	Lucas-30	7,707
40	Jan. 2	W	@Washington	92-92	20-20	7-W	Gilmore-25	Gilmore-13	Grevey-25	7,485
41	Jan. 3	L	SAN ANTONIO	111-119	20-21	1-L	Thues-32	Kenon-13	Gervin-30	14,572
42	Jan. 6	W	SAN DIEGO	108-93	21-21	1-W	Kenon-31	Greenwood-15	Williams-20	8,046
43	Jan. 9	L	@Boston	111-117 (OT)	21-22	1-L	Kenon-23	Greenwood-10	Archibald-25	15,320
44	Jan. 10	L	PHILADELPHIA	102-115	21-23	2-L	Gilmore-22	Gilmore-13	Mix-24	18,808*
45	Jan. 13	L	@Dallas	106-112	21-24	3-L	Greenwood-26	Gilmore-12	Robinson-26	5,771
46	Jan. 14	L	@Houston	105-109	21-25	4-L	Thues-28	Greenwood-12	Malone-41	7,261
47	Jan. 16	L	PORTLAND	112-113	21-26	5-L	Kenon/Greenwood-22	Gilmore-18	Paxon-21	8,089
48	Jan. 17	L	CLEVELAND	98-110	21-27	6-L	Greenwood-17	Gilmore-9	Mitchell-28	9,669
49	Jan. 20	W	INDIANA	121-105	22-27	1-W	Thues-31	Gilmore-14	Barton-25	5,519
50	Jan. 22	W	@Detroit	125-92	23-27	2-W	Jones-20	Herron-20	Smith-23	3,303
51	Jan. 23	W	DALLAS	106-98	24-27	3-W	Thues-18	Greenwood-15	Mack-22	7,836
52	Jan. 24	W	@Atlanta	104-102	25-27	4-W	Greenwood-25	Greenwood-13	Johnson-25	9,662
53	Jan. 27	W	GOLDEN STATE	119-101	26-27	5-W	Jones-18	Greenwood-13	King-30	8,742
54	Jan. 29	W	BOSTON	109-85	27-27	6-W	Thues-22	Jones-12	Parish-17	15,193
55	Feb. 4	W	@Cleveland	109-96	28-27	7-W	Sobers-25	Greenwood-13	Phelley-19	4,573
56	Feb. 6	L	NEW YORK	94-112	28-28	1-L	Thues-22	Jones-10	Cartwright-24	10,247
57	Feb. 7	W	DETROIT	99-99	28-28	1-W	Thues-22	Gilmore-12	Huddard-20	9,442
58	Feb. 8	L	@Milwaukee	103-128	28-29	1-L	Greenwood-20	Greenwood/Kenon-6	Bridgeman-27	11,052
59	Feb. 10	W	KANSAS CITY	116-115	29-29	1-W	Gilmore-24	Gilmore-15	Wedman-28	4,647
60	Feb. 11	L	@New Jersey	133-135 (OT)	30-30	1-L	Kenon-30	Gilmore-12	Newlin-35	6,934
61	Feb. 14	W	SEATTLE	134-117	31-30	1-W	Gilmore-25	Dietrick-9	Sikma-20	8,350
62	Feb. 15	L	@Indiana	107-113	31-31	1-L	Thues-26	Gilmore-12	McGinnis-27	10,513
63	Feb. 17	L	@San Diego	96-128	31-32	2-L	Gilmore-16	Greenwood-9	Bryant/Smith-22	6,384
64	Feb. 18	L	@Golden State	100-103	31-33	3-L	Thues-19	Gilmore-14	Short-29	10,317
65	Feb. 20	W	@Utah	92-94	32-33	1-W	Sobers-21	Greenwood-10	Dantley-30	7,282
66	Feb. 22	L	ATLANTA	116-121	32-34	1-L	Gilmore-26	Greenwood-12	Roundfield-29	7,109
67	Feb. 24	L	LOS ANGELES	97-107	32-35	2-L	Greenwood-19	Gilmore-15	Nixon-24	16,518
68	Feb. 27	W	WASHINGTON	112-100	33-35	1-W	Greenwood-28	Gilmore-15	Hayes-22	11,512
69	Feb. 28	W	@New York	101-97	34-35	2-W	Kenon-20	Gilmore-9	Richardson-20	12,757
70	Mar. 3	W	NEW JERSEY	128-102	35-35	3-W	Gilmore/Wilkes-21	Gilmore-12	Robinson-30	7,577
71	Mar. 4	W	@Philadelphia	111-100	36-35	4-W	Thues-26	Greenwood/Wilkes-9	Toney-18	11,134
72	Mar. 8	L	@Washington	99-103	36-36	1-L	Gilmore-27	Greenwood-14	Porter-28	17,882
73	Mar. 10	W	@Atlanta	118-116	37-36	1-W	Gilmore-26	Dietrick-6	Johnson-30	11,327
74	Mar. 13	L	@New York	117-127	37-37	1-L	Sobers-23	Johnson-7	R. Williams-27	9,790
75	Mar. 15	W	@Kansas City	97-87	38-37	1-W	Sobers-24	Gilmore-11	King-27	14,560
76	Mar. 17	W	MILWAUKEE	116-106	39-37	2-W	Gilmore-30	Greenwood-11	Ma. Johnson-20	10,832
77	Mar. 19	W	@Cleveland	116-111	40-37	3-W	Gilmore-28	Thues-9	Mitchell-24	6,173
78	Mar. 20	W	PHILADELPHIA	120-108	41-37	4-W	Sobers-29	Gilmore-15	Erving-31	19,546*
79	Mar. 22	W	@Detroit	109-103	42-37	5-W	Greenwood-23	Jones-7	Tyler-20	6,478
80	Mar. 24	W	CLEVELAND	121-108	43-37	6-W	Gilmore/Jones-18	Gilmore-11	Bratz-22	8,282
81	Mar. 27	W	ATLANTA	108-83	44-37	7-W	Jones-29	Gilmore/Jones-12	Roundfield/Pellom-20	11,169
82	Mar. 29	W	@Indiana	101-97	45-37	8-W	Greenwood-22	Gilmore-13	Knight-25	11,683

* home sellout



LEFT TO RIGHT: (front row): Ronnie Lester, Bobby Wilkerson, Ricky Sobers, Sam Worthen. (middle row): Reggie Theus, Trainer Mark Pfeil, General Manager Rod Thorn, Head Coach Jerry Sloan, Managing Partner Jonathan Kovler, Assistant Coach Phil Johnson. (back row): Scott May, Larry Kenon, Coby Dietrick, Artis Gilmore, David Greenwood, Dwight Jones, James Wilkes.

DRAFT: First round, Kelvin Ransey (traded to Portland for Ronnie Lester of Iowa and a future draft choice); second round, Sam Worthen (Marquette).

RECORD: 45-37 (SECOND PLACE)

REGULAR SEASON: Bulls moved to Eastern Conference ... signed free agent Larry Kenon ... Lester missed 74 games due to knee injury ... hottest club down the stretch winning 13 of last 15 games - best turnaround in NBA ... most wins in last six years (45) ... defeated Pacers at Indiana (03/29/81) in season finale 101-97 to take sole possession of second place ... Gilmore became NBA's all-time field goal percentage leader (.577) ... Sobers broke Walker's team-record free throw streak with 49 straight (.935).

PLAYOFFS: Qualified for first time since 1977 ... eliminated New York in two games (2-0) ... lost 0-4 to eventual NBA Champion Boston Celtics.

HONORS: Gilmore and Theus selected as starters to NBA East All-Star Team ... Theus led club in scoring (18.9) ... Gilmore led team in rebounding (10.1).

1981/82 CHICAGO BULLS

GAME	DATE	W-L	OPPONENT	SCORE	BULLS-OPP.	TOTAL RECORD	SK	BULLS H.L. SCORER	BULLS H.L. REBOUNDER	OPPONENT H.L. SCORER	GAME ATTEN.
1	Oct. 30	L	@Indiana	94-96		0-1	1-L	Gilmore-25	Gilmore-9	B. Knight-20	8,492
2	Oct. 31	L	DETROIT	106-119	0-2	2-L	2-L	Gilmore-26	James-15	Thomas-28	18,633*
3	Nov. 3	W	ATLANTA	104-96	1-2	1-W	1-W	Jones-20	Greenwood-10	Roundfield-22	7,112
4	Nov. 4	L	@Boston	93-115	1-3	1-L	1-L	Theus-26	Gilmore-9	Bird-26	15,320
5	Nov. 6	W	SAN DIEGO	114-93	2-3	1-W	1-W	Sobers-22	Greenwood-15	P. Smith-17	1,182
6	Nov. 7	W	NEW JERSEY	108-105	3-3	2-W	2-W	Theus-27	Gilmore-15	R. Williams-20	7,817
7	Nov. 9	L	@Cleveland	101-102	3-4	1-L	1-L	Theus/Wilkes-20	Gilmore/Greenwood-8	Edwards-22	10,514
8	Nov. 10	W	KANSAS CITY	119-107	4-4	1-W	1-W	Gilmore-28	James-13	Robinson-25	6,697
9	Nov. 11	L	@Philadelphia	90-117	4-5	1-L	1-L	Woolridge-15	James-8	Erving-21	10,191
10	Nov. 14	L	@Washington	99-104	4-6	2-L	2-L	Theus-27	James-11	Mahorn-17	6,715
11	Nov. 17	L	BOSTON	95-98	4-7	3-L	3-L	Gilmore-27	Gilmore-14	Bird-29	17,418*
12	Nov. 20	L	UTAH	103-105	4-8	4-L	4-L	Gilmore-25	Gilmore-11	Dantley-33	9,210
13	Nov. 21	W	WASHINGTON	117-105	5-8	1-W	1-W	Gilmore-23	James-13	Ballard-28	7,377
14	Nov. 24	W	@San Diego	109-102	6-8	2-W	2-W	Theus-25	James-12	Douglas/Williams-16	4,558
15	Nov. 27	L	@Phoenix	107-111	6-9	1-L	1-L	Gilmore-26	Gilmore-10	Macy-23	12,544
16	Nov. 29	L	@Portland	109-114	6-10	2-L	2-L	Gilmore-20	Gilmore-11	Verhoeven-24	12,666
17	Dec. 1	L	@Seattle	87-103	6-11	3-L	3-L	Theus-20	Gilmore-9	G. Williams-25	10,472
18	Dec. 2	L	@Golden State	119-120	6-12	4-L	4-L	Theus-30	Gilmore-8	King-29	8,202
19	Dec. 4	W	@Utah	105-101	7-12	1-W	1-W	Theus-31	James-10	Dantley-29	5,480
20	Dec. 8	W	INDIANA	118-116 (OT)	8-12	2-W	2-W	Theus-26	Gilmore/Greenwood-15	Davis-28	6,676
21	Dec. 11	W	HOUSTON	108-105	9-12	3-W	3-W	Gilmore-30	Gilmore-12	Malone-31	8,584
22	Dec. 12	L	PHILADELPHIA	114-117 (OT)	9-13	1-L	1-L	Gilmore-28	Gilmore-25	Erving-26	18,849*
23	Dec. 15	W	CLEVELAND	96-89	10-13	1-W	1-W	Gilmore-26	Gilmore-17	Mitchell/Huston-20	5,887
24	Dec. 16	W	@New Jersey	98-97 (OT)	11-13	2-W	2-W	Sobers-27	James-13	Birdsong/R. Williams-19	11,221
25	Dec. 18	L	@New York	106-121	11-14	1-L	1-L	Gilmore/Greenwood-18	Gilmore-8	Cartwright/Russell-22	10,848
26	Dec. 19	L	@Houston	95-102	11-15	2-L	2-L	Theus-22	Greenwood-10	Malone-27	8,754
27	Dec. 22	W	WASHINGTON	92-90	12-15	1-W	1-W	Sobers-14	Gilmore-15	Ballard-32	8,784
28	Dec. 26	L	@Detroit	94-96	12-16	1-L	1-L	Gilmore-20	Gilmore-15	D. Jones-19	10,092
29	Dec. 27	L	@Milwaukee	96-108	12-17	2-L	2-L	Theus-21	Gilmore-9	Moncrief-28	11,052
30	Dec. 29	L	NEW YORK	108-111	12-18	3-L	3-L	Greenwood-19	Greenwood-15	Russell-24	9,347
31	Jan. 2	L	MILWAUKEE	121-128	12-19	4-L	4-L	Grnwd/Lstr/Theus-23	Greenwood-9	Buckner-24	9,251
32	Jan. 5	W	DENVER	134-128	13-19	1-W	1-W	Theus-20	Gilmore-12	Issel-30	6,122
33	Jan. 6	W	@Boston	116-102	14-19	2-W	2-W	Theus-31	Gilmore-10	Archibald-20	15,320
34	Jan. 8	W	LOS ANGELES	119-113	15-19	3-W	3-W	Gilmore-31	Gilmore-12	Johnson-32	18,947*
35	Jan. 12	L	DETROIT	111-122	15-20	1-L	1-L	Theus-29	Greenwood-16	Long-28	9,612
36	Jan. 14	L	@New Jersey	104-130	15-21	2-L	2-L	Theus-26	Gilmore-9	Cook-29	11,881
37	Jan. 15	L	@Washington	90-93	15-22	3-L	3-L	Gilmore-20	Gilmore-13	Ballard-20	6,234
38	Jan. 17	L	@Indiana	103-116	15-23	4-L	4-L	Woolridge-19	Greenwood-12	J. Davis-20	8,269
39	Jan. 19	W	INDIANA	108-100	16-23	1-W	1-W	Gilmore-27	Gilmore-12	Barton-18	5,216
40	Jan. 22	W	CLEVELAND	108-93	17-23	2-W	2-W	Gilmore-21	Greenwood-13	Brewer-20	6,569
41	Jan. 23	W	@New York	140-139 (OT)	18-23	3-W	3-W	Theus-36	Theus-7	Newlin-31	9,841
42	Jan. 26	L	@Washington	84-94	18-24	1-L	1-L	Gilmore-26	Gilmore-14	Ballard-20	6,639
43	Jan. 28	L	GOLDEN STATE	110-111	18-25	2-L	2-L	Gilmore-29	Greenwood-13	King-32	9,117
44	Feb. 2	L	NEW JERSEY	112-116	18-26	3-L	3-L	Gilmore-31	Gilmore-14	Williams-31	5,116
45	Feb. 3	L	@Milwaukee	98-113	18-27	4-L	4-L	Woolridge-23	Greenwood-11	Winters-25	10,920
46	Feb. 5	L	DETROIT	103-110	18-28	5-L	5-L	Theus-21	Gilmore-11	Trippucka-32	14,126
47	Feb. 7	L	@Philadelphia	107-123	18-29	6-L	6-L	Greenwood-26	Gilmore-10	B. Jones-23	9,364
48	Feb. 9	L	@Detroit	123-128 (OT)	18-30	7-L	7-L	Kenon-22	Gilmore-8	Long-33	10,730
49	Feb. 10	W	ATLANTA	91-73	19-30	1-W	1-W	Theus-22	Greenwood-15	Rollins-18	5,916
50	Feb. 13	L	MILWAUKEE	90-120	19-31	1-L	1-L	Theus-29	Greenwood-10	Buckner/Winters-18	8,722
51	Feb. 16	L	PHOENIX	86-91	19-32	2-L	2-L	Sobers-18	Gilmore/Greenwood-9	D. Johnson-18	5,871
52	Feb. 17	L	@New Jersey	105-115	19-33	3-L	3-L	Greenwood-22	Gilmore-9	R. Williams-32	12,163
53	Feb. 21	L	DALLAS	97-119	19-34	4-L	4-L	Theus-22	Greenwood-10	Davis-32	10,687
54	Feb. 23	W	PORTLAND	123-122	20-34	1-W	1-W	Theus-26	Gilmore/Theus-10	Thompson-22	5,722
55	Feb. 26	W	@Atlanta	116-110 (OT)	21-34	2-W	2-W	Theus-23	Greenwood-21	Johnson-27	7,215
56	Feb. 28	W	SAN ANTONIO	118-104	22-34	3-W	3-W	Sobers-28	Greenwood-15	Gervin-25	7,258
57	Mar. 2	W	PHILADELPHIA	112-109	23-34	4-W	4-W	Theus-22	Gilmore-13	Toney-28	15,878
58	Mar. 4	L	@Detroit	97-122	23-35	1-L	1-L	Woolridge-21	James-10	Trippucka-24	3,439
59	Mar. 5	L	NEW JERSEY	90-107	23-36	2-L	2-L	Greenwood/James-14	Greenwood-11	R. Williams-20	10,572
60	Mar. 7	L	@Kansas City	122-124 (2OT)	23-37	3-L	3-L	Gilmore-33	Gilmore-19	King-23	6,109
61	Mar. 9	W	SEATTLE	109-104	24-37	1-W	1-W	Gilmore-22	G. Williams-25	R. Williams-25	7,380
62	Mar. 10	W	@Milwaukee	101-98	25-37	2-W	2-W	Gilmore-23	Gilmore-16	Moncrief-24	10,819
63	Mar. 12	W	@Los Angeles	111-105	26-37	3-W	3-W	Gilmore-25	Theus-11	Johnson-30	17,505
64	Mar. 14	L	@San Antonio	117-119	26-38	1-L	1-L	Gilmore-23	Gilmore-15	Gervin-37	9,237
65	Mar. 17	W	@Dallas	102-92	27-38	1-W	1-W	Lester-27	Greenwood-16	Agre/Davis/Vnont-13	8,292
66	Mar. 19	L	@Denver	120-130	27-39	1-L	1-L	Greenwood-20	Greenwood-11	Issel-32	10,979
67	Mar. 21	W	@Cleveland	98-93	28-39	1-W	1-W	Gilmore-20	James-13	Robinson-22	4,172
68	Mar. 23	L	BOSTON	103-110	28-40	1-L	1-L	Lester-23	Gilmore/Greenwood-14	Maxwell-29	18,712
69	Mar. 26	W	NEW YORK	101-107	29-40	1-W	1-W	Theus-27	Gilmore-16	Bradley-17	6,362
70	Mar. 28	L	@Indiana	101-102	29-41	1-L	1-L	Gilmore-25	Gilmore-12	C. Johnson-20	6,450
71	Mar. 30	L	ATLANTA	92-107	29-42	2-L	2-L	Gilmore-20	Gilmore-12	McMillen-18	6,079
72	Mar. 31	L	@Philadelphia	98-99	29-43	3-L	3-L	Greenwood-20	Gimr/Gmwd/Jackson-10	Erving-32	10,887
73	Apr. 2	L	MILWAUKEE	105-114	29-44	4-L	4-L	Lester-17	Gilmore-13	Ma. Jusu/M. Jusu-24	7,112
74	Apr. 4	L	@Boston	112-114	29-45	5-L	5-L	Theus-26	D. Jones-11	Bird-29	15,320
75	Apr. 6	L	PHILADELPHIA	104-117	29-46	6-L	6-L	Greenwood-21	Greenwood-12	Erving-23	9,956
76	Apr. 7	W	@Cleveland	122-105	30-46	1-W	1-W	Theus-22	Gilmore-12	Silas-30	4,167
77	Apr. 9	L	WASHINGTON	98-114	30-47	1-L	1-L	Gilmore-17	Greenwood-10	Haywood-25	6,112
78	Apr. 11	L	@Atlanta	98-108	30-48	2-L	2-L	Greenwood-17	Greenwood-10	Roundfield-21	5,684
79	Apr. 13	W	BOSTON	120-115	31-48	1-W	1-W	Greenwood-25	Greenwood-15	Bird-35	8,746
80	Apr. 15	W	@New York	120-116	32-48	2-W	2-W	Theus-21	Greenwood-17	Lucas-22	6,917
81	Apr. 16	W	CLEVELAND	112-102	33-48	3-W	3-W	Gilmore-28	Gilmore-19	Brewer-31	4,963
82	Apr. 18	W	INDIANA	112-104	34-48	4-W	4-W	Gilmore/Kenon-20	Gilmore-16	B. Knight-23	4,964



LEFT TO RIGHT: (first row): Reggie Theus, Chairman of Executive Committee Arthur M. Wirtz, Ricky Sobers, Ronnie Lester, General Manager Rod Thorn. (second row): Tracy Jackson, Trainer Mark Pfeil, Ray Blume, James Wilkes, Managing Partner Jonathan Kovler. (third row): Larry Kenon, Assistant Coach Phil Johnson, Orlando Woolridge. (fourth row): Mascot Benny the Bull, Artis Gilmore, David Greenwood, Dwight Jones, Assistant Coach Gene Tormohlen, Coby Dietrick.

DRAFT: First round, Orlando Woolridge (Notre Dame); second round, Mike Olliver (Lamar) and Ray Blume (Oregon State).

RECORD: 34-48 (FIFTH PLACE)

REGULAR SEASON: Lost free agent Bobby Wilkerson to Cleveland ... Woolridge remained unsigned through first week of regular season ... set NBA record for field goal percentage (.705) but lost at Golden State 120-119 (12/02/81) ... purchased Tracy Jackson from Boston ... Sloan fired as Head Coach following 91-86 loss to Phoenix (02/16/82) ... General Manager Rod Thorn finished season as Interim Coach.

PLAYOFFS: Failed to qualify.

HONORS: Gilmore named to East All-Star Team ... Gilmore led team in scoring (18.5), rebounding (10.2) and in field goal percentage (.652).

1982/83 CHICAGO BULLS

GAME	DATE	W-L	OPPONENT	SCORE BULLS-OPP.	TOTAL RECORD	SK	BULLS HL SCORER	BULLS HL REBOUNDER	OPPONENT HL SCORER	GAME ATTEN.
1	Oct. 29	L	@New Jersey	102-114	0-1	1-L	Theus-22	Woolridge-10	Birdsong-20	11,042
2	Oct. 30	L	WASHINGTON	125-143	0-2	2-L	Theus-30	Woolridge-10	F. Johnson-36	9,218
3	Nov. 3	L	@Detroit	144-152	0-3	3-L	Theus-41	Woolridge-9	Trippucka/Thomas-29	6,288
4	Nov. 4	W	CLEVELAND	118-111	1-3	1-W	Theus-40	Corzin/Brind/Jones-8	Robinson-26	4,520
5	Nov. 6	W	SAN DIEGO	129-124	2-3	2-W	Theus-30	Greenwood-14	Hollins-21	11,162
6	Nov. 9	L	SEATTLE	111-112	2-4	1-L	Theus-25	Greenwood-11	Slkms-21	9,122
7	Nov. 10	L	@Philadelphia	108-145	2-5	2-L	Woolridge-21	Greenwood-12	Malone-22	13,056
8	Nov. 12	W	NEW JERSEY	113-105	3-5	1-W	Lester-21	Greenwood/Higgins-12	M. Johnson-20	5,828
9	Nov. 13	L	@Indiana	115-119	3-6	1-L	Theus-25	Woolridge-7	G. Johnson-23	3,420
10	Nov. 16	W	GOLDEN STATE	125-120	4-6	1-W	Theus-29	Jones-14	Free-21	5,706
11	Nov. 19	W	UTAH	127-111	5-6	2-W	Theus-42	Greenwood-18	Dantley-35	5,789
12	Nov. 20	W	DETROIT	131-128	6-6	3-W	Theus-40	Greenwood-9	V. Johnson/Thomas-29	12,178
13	Nov. 23	L	@Atlanta	102-132	6-7	1-L	Theus-17	Greenwood-13	E. Johnson-25	6,341
14	Nov. 24	L	@Dallas	127-133	6-8	2-L	Woolridge-34	Greenwood-11	Blackman-27	9,594
15	Nov. 26	L	@San Antonio	120-122	6-9	3-L	Woolridge-21	Greenwood-12	Gervin-44	9,106
16	Nov. 27	L	@Houston	99-108	6-10	4-L	Theus-23	Greenwood-8	Teagle-20	8,057
17	Dec. 1	L	@Kansas City	132-143	6-11	5-L	Woolridge-31	Greenwood-11	Woodson/Drew-24	5,425
18	Dec. 3	L	@Denver	124-132	6-12	6-L	Theus/Woolridge-26	Greenwood-11	English-29	10,993
19	Dec. 4	L	@Utah	124-131	6-13	7-L	Theus-37	Greenwood-20	Dantley-57	7,709
20	Dec. 7	W	NEW YORK	91-85	7-13	1-W	Theus-26	Greenwood-13	King-22	4,639
21	Dec. 8	W	@Milwaukee	111-101	8-13	2-W	Theus-32	Woolridge-9	Moncrief-21	9,185
22	Dec. 11	L	ATLANTA	107-117	8-14	1-L	Woolridge-19	Corzine-14	Sparrow-30	6,781
23	Dec. 14	L	WASHINGTON	102-109	8-15	2-L	Theus-19	Greenwood-9	Ballard-22	5,189
24	Dec. 17	L	@Milwaukee	93-115	8-16	3-L	Theus-23	Corzine-14	Bridgeman-30	8,216
25	Dec. 18	W	INDIANA	131-127	9-16	1-W	Theus-37	Greenwood-13	Kellough-33	5,219
26	Dec. 21	W	ATLANTA	124-118 (2OT)	10-16	2-W	Theus-29	Greenwood-15	Wilkins-24	5,171
27	Dec. 22	L	@Boston	131-140	10-17	1-L	Theus-46	Greenwood-13	Bird-26	15,320
28	Dec. 27	L	@Washington	87-89	10-18	2-L	Corzine/Theus-18	Corzine-22	Grevey-22	5,821
29	Dec. 28	L	MILWAUKEE	103-113	10-19	3-L	Daley-19	Greenwood-17	Moncrief-28	7,690
30	Dec. 30	L	SAN ANTONIO	102-105	10-20	4-L	Theus-27	Greenwood-14	Moore-22	7,280
31	Jan. 4	W	DETROIT	147-138 (2OT)	11-20	1-W	Otherling-28	Greenwood-19	V. Johnson-33	6,472
32	Jan. 7	W	NEW JERSEY	98-111	11-21	1-L	Theus-18	Greenwood-11	M. Johnson-25	5,682
33	Jan. 8	L	@Atlanta	89-109	11-22	2-L	Woolridge-16	Corzine-17	E. Johnson-27	6,032
34	Jan. 11	L	PHOENIX	96-109	11-23	3-L	Theus-21	Greenwood-13	M. Lucas-31	5,232
35	Jan. 12	W	@Cleveland	98-96	12-23	1-W	Theus-30	Corzine-8	Free-24	2,238
36	Jan. 14	W	@Indiana	126-123 (OT)	13-23	2-W	Theus-28	Corzine-15	H. Williams-31	7,249
37	Jan. 15	L	MILWAUKEE	126-128 (2OT)	13-24	1-L	Corzine-27	Corzine-17	M. Johnson-34	7,247
38	Jan. 17	L	@New York	109-119	13-25	2-L	Theus-31	Corzine-11	Cartwright-29	7,193
39	Jan. 19	L	@Philadelphia	106-126	13-26	3-L	Woolridge-24	Corzine-9	Erving-26	17,013
40	Jan. 21	L	BOSTON	106-117	13-27	4-L	Corzine-30	Corzine-22	Parish-28	13,562
41	Jan. 22	W	@Washington	95-96	14-27	1-W	Theus-31	Daley-10	Ballard-19	5,769
42	Jan. 25	L	PHILADELPHIA	99-118	14-28	1-L	Theus-24	Greenwood-10	Toney-24	16,253
43	Jan. 26	W	@Cleveland	124-119	15-28	1-W	Theus-27	Corzine-9	Huston-31	2,265
44	Jan. 28	L	NEW YORK	91-93	15-29	1-L	Theus-25	Greenwood-14	Cartwright-23	7,382
45	Jan. 29	L	@Detroit	126-129	15-30	2-L	Corzine-19	Greenwood-15	Trippucka-56	15,384
46	Jan. 31	L	@Boston	104-110	15-31	3-L	Corzine-30	Corzine-12	Parish-30	12,742
47	Feb. 1	W	HOUSTON	129-76	16-31	1-W	Jones-19	Greenwood-11	Lauff-14	3,989
48	Feb. 4	L	@New Jersey	98-120	16-32	1-L	Theus/Woolridge-19	Corzine-7	Dawkins-18	14,548
49	Feb. 5	W	CLEVELAND	117-113	17-32	1-W	Theus-29	Corzine-13	Free-36	6,257
50	Feb. 8	L	PORTLAND	93-109	17-33	1-L	Woolridge-20	Woolridge-11	Paxson-34	5,136
51	Feb. 10	L	PHILADELPHIA	110-116	17-34	2-L	Theus-30	Corzine/Higgins-7	Erving-34	12,222
52	Feb. 15	L	INDIANA	110-113	17-35	3-L	Theus-27	Greenwood-12	H. Williams-20	4,182
53	Feb. 16	W	@Indiana	117-111	18-35	1-W	Theus-35	Corzine-9	H. Williams-22	2,745
54	Feb. 20	W	DALLAS	124-111	19-35	2-W	Theus-25	Corzine-14	Aguirre-30	9,144
55	Feb. 22	W	DENVER	144-133	20-35	3-W	Woolridge-31	Corzine/Greenwood-12	Vandeweghe-37	5,754
56	Feb. 23	L	@New Jersey	86-119	20-36	1-L	Woolridge-19	Greenwood-7	Cook-17	10,046
57	Feb. 25	L	@Philadelphia	111-116	20-37	2-L	Theus-26	Corzine-14	Malone-34	16,267
58	Feb. 26	L	@New York	79-94	20-38	3-L	Daley/Greenwood-13	Corzine-16	Cartwright-17	8,076
59	Mar. 1	L	LOS ANGELES	111-114	20-39	4-L	Theus-27	Corzine-9	Abdul-Jabbar-31	16,307
60	Mar. 4	W	NEW JERSEY	124-119	21-39	1-W	Daley-29	Corzine/Greenwood-8	King-31	6,387
61	Mar. 6	W	INDIANA	106-98	22-39	2-W	Theus-28	Greenwood-21	Kellough-21	5,385
62	Mar. 9	L	@Washington	92-110	22-40	1-L	Corzine-22	Corzine-12	Roland-33	5,622
63	Mar. 11	L	@San Diego	123-130 (2OT)	22-41	2-L	Corzine-35	Greenwood-12	Chambers-37	3,722
64	Mar. 12	L	@Los Angeles	116-123	22-42	3-L	Greenwood-27	Greenwood-10	Nixon-27	17,505
65	Mar. 15	L	@Phoenix	108-116	22-43	4-L	Theus-22	Corzine-17	Davis-28	10,307
66	Mar. 16	W	@Golden State	113-111	23-43	1-W	Theus-32	Greenwood-13	Carroll-28	8,150
67	Mar. 18	W	@Portland	117-101	24-43	2-W	Theus-29	Greenwood-11	Paxson-31	12,666
68	Mar. 20	L	@Seattle	116-128	24-44	1-L	Daley-30	Corzine/Greenwood-13	O. Thompson-29	11,139
69	Mar. 22	L	DETROIT	116-134	24-45	2-L	Otherling-22	Greenwood-11	I. Thomas-33	6,284
70	Mar. 24	L	WASHINGTON	96-102	24-46	3-L	Higgins/Theus-18	Corzine-12	Collins-31	5,256
71	Mar. 26	W	BOSTON	118-109	25-46	1-W	Theus-25	Corzine-11	Bird-30	10,415
72	Mar. 29	W	PHILADELPHIA	97-95	26-46	2-W	Higgins-25	Greenwood-15	Toney-23	12,189
73	Apr. 1	L	ATLANTA	107-108	26-47	1-L	Theus-28	Greenwood-12	Rundfield/Wilkins-25	6,417
74	Apr. 3	L	@Detroit	107-122	26-48	2-L	Theus-26	Greenwood-9	I. Thomas-30	4,428
75	Apr. 5	L	CLEVELAND	91-101	26-49	3-L	Theus-28	Corzine-13	C. Robinson-24	4,612
76	Apr. 8	L	@Atlanta	101-138	26-50	4-L	Theus-17	Higgins-11	Wilkins-34	6,373
77	Apr. 9	L	MILWAUKEE	104-115	26-51	5-L	Corzine-23	Greenwood-11	Moncrief-27	4,924
78	Apr. 10	L	@Milwaukee	91-121	26-52	6-L	Higgins-17	Oldham-10	M. Johnson-28	10,185
79	Apr. 12	L	KANSAS CITY	102-112	26-53	7-L	Daley-23	Otherling-13	Woodson-34	3,936
80	Apr. 13	W	@Cleveland	107-98	27-53	1-W	Daley-20	Corzine/Higgins/Oldham-7	Free-20	1,952
81	Apr. 15	W	@Boston	120-117	28-53	2-W	Corzine-34	Corzine-12	McHale-26	15,320
82	Apr. 17	L	NEW YORK	103-120	28-54	1-L	Theus-21	Greenwood-8	T. Robinson-22	4,032

* home sellout



LEFT TO RIGHT: (first row): Mike Bratz, Ronnie Lester, Quintin Dailey. (second row): Dudley Bradley, Reggie Theus, Rod Higgins, Head Coach Paul Westhead. (third row): David Greenwood, Vice President/Operating Officer Jonathon Kovler, Orlando Woolridge. (fourth row): Dave Corzine, Mark Olberding, Tracy Jackson, General Manager Rod Thorn. (fifth row): Assistant Coach Mike Thibault, Trainer Mark Pfeil, Larry Spriggs, Jawann Oldham, Assistant Coach Don Casey.

DRAFT: First round, Quintin Dailey (USF); second round, Ricky Frazier (Missouri), Wallace Bryant (USF) and Rod Higgins (Fresno State).

RECORD: 28-54 (FOURTH PLACE)

REGULAR SEASON: Named Paul Westhead Head Coach, Don Casey and Mike Thibault assistants ... traded Artis Gilmore to San Antonio for center Dave Corzine and forward Mark Olberding ... lost free agent Ricky Sobers to Washington ... lost all seven games during first extended road trip to fall out of contention ... beat Milwaukee for first road win after 11 straight losses (12/08/82) ... Reggie Theus scored career-high 46 points in 140-131 loss at Boston (12/22/82) ... lost Orlando Woolridge for final 25 games with torn knee ligaments ... Westhead fired following 28-54 season, what was then second worst in team history.

PLAYOFFS: Failed to qualify for second straight year.

HONORS: Dailey and Higgins named to All-Rookie First Team.

1983/84 CHICAGO BULLS

HISTORY

GAME	DATE	W-L	OPPONENT	SCORE BULLS-OPP.	TOTAL RECORD	SK	BULLS HL SCORER	BULLS HL REBOUNDER	OPPONENT HL SCORER	GAME ATTN.
1	Oct. 29	W	NEW JERSEY	104-97	1-0	1-W	Daley-27	Wiggins-9	King-23	8,126
2	Nov. 1	L	@Philadelphia	91-99	1-1	1-L	Wiggins-16	Greenwood-10	Toney-23	10,193
3	Nov. 3	L	@New Jersey	107-112	1-2	2-L	Theus-22	Green-9	Williams-24	8,037
4	Nov. 4	L	@Atlanta	90-103	1-3	3-L	Wiggins-25	Green/Oldham-11	Wilkins-23	8,468
5	Nov. 8	W	KANSAS CITY	100-97	2-3	1-W	Woodridge-29	Greenwood-12	Knight-33	4,647
6	Nov. 11	L	@Washington	124-125 (2OT)	2-4	1-L	Woodridge-33	Greenwood-19	Ruland-31	5,782
7	Nov. 12	L	BOSTON	101-110	2-5	2-L	Woodridge-20	Greenwood-7	McHale-24	11,942
8	Nov. 15	W	DETROIT	112-110	3-5	1-W	Woodridge-27	Greenwood-20	Laimbeer-21	7,162
9	Nov. 17	L	SEATTLE	110-119	3-6	1-L	Woodridge-22	Corzine-11	Sundvold-24	4,638
10	Nov. 19	W	INDIANA	110-105	4-6	1-W	Daley-26	Corzine-8	Williams-21	4,837
11	Nov. 23	W	@Utah	128-117	5-6	2-W	Corzine-23	Corzine/Greenwood-7	Dantley-24	13,186
12	Nov. 25	L	@Phoenix	94-120	5-7	1-L	Wiggins-23	Oldham-5	Nance-24	10,269
13	Nov. 27	L	@Los Angeles	100-103	5-8	2-L	Woodridge-19	Greenwood-15	Johnson-29	12,692
14	Nov. 29	L	@Houston	110-116	5-9	3-L	Woodridge-25	Greenwood-7	Leavell-28	8,976
15	Dec. 2	L	@San Antonio	94-123	5-10	4-L	Woodridge-21	Wiggins-6	Gervin-32	7,948
16	Dec. 3	L	@Dallas	100-110	5-11	5-L	Daley/Theus-21	Corzine/Woodridge-10	Aguirre-32	15,206
17	Dec. 6	L	BOSTON	105-118	5-12	6-L	Woodridge-32	Woodridge-10	Bird-24	7,627
18	Dec. 9	L	HOUSTON	112-115 (OT)	5-13	7-L	Woodridge-19	Greenwood-13	Lloyd-31	11,237
19	Dec. 10	L	CLEVELAND	95-101	5-14	8-L	Woodridge-25	4 tied-6	Robinson-22	3,849
20	Dec. 13	W	MILWAUKEE	96-98	6-14	1-W	Daley-25	Corzine-18	Moncrief-22	4,822
21	Dec. 15	W	@New York	113-107	7-14	2-W	Woodridge/Wiggins-25	Corzine-8	King-36	8,018
22	Dec. 17	W	DALLAS	102-84	8-14	3-W	Daley-20	Greenwood-12	Aguirre-20	8,912
23	Dec. 22	W	@Milwaukee	116-89	9-14	4-W	Daley-26	Corzine/Greenwood-8	Moncrief-29	10,182
24	Dec. 23	W	WASHINGTON	114-93	10-14	5-W	Corzine/Woodridge-19	Greenwood-10	Ruland-35	3,962
25	Dec. 27	W	NEW YORK	102-96	11-14	6-W	Whitely-21	Greenwood-12	Williams-24	6,422
26	Dec. 29	W	PORTLAND	100-99	12-14	7-W	Corzine-24	Corzine-10	Cooper/Paxson-18	8,274
27	Dec. 30	L	@Detroit	96-103	12-15	1-L	Daley-23	Greenwood-10	Leavell-28	10,253
28	Jan. 3	W	PHOENIX	102-97	13-15	1-W	Wiggins-22	Corzine-11	Davis-20	5,112
29	Jan. 4	L	@Indiana	89-102	13-16	1-L	Woodridge-22	Crzn/Grnwd/Wgns-9	Williams-24	6,028
30	Jan. 6	L	@Washington	88-96 (OT)	13-17	2-L	Woodridge-21	Greenwood-12	Ruland-26	8,152
31	Jan. 7	W	WASHINGTON	87-73	14-17	1-W	Wiggins-21	Greenwood-22	Johnson-15	6,128
32	Jan. 10	W	INDIANA	105-104	15-17	2-W	Woodridge-26	Corzine-16	Williams-23	4,622
33	Jan. 11	L	@New Jersey	105-120	15-18	1-L	Woodridge-21	Corzine/Green-10	Birdsong-23	9,015
34	Jan. 13	L	@Detroit	104-115	15-19	2-L	Woodridge-21	Greenwood-11	Trippucka-23	15,112
35	Jan. 14	L	NEW YORK	111-113	15-20	3-L	Wiggins/Woodridge-28	Greenwood-18	King-42	8,514
36	Jan. 17	L	CLEVELAND	103-105	15-21	4-L	Woodridge-23	Greenwood-18	Free-23	3,877
37	Jan. 19	L	@New York	92-109	15-22	5-L	Woodridge-19	Oldham-7	King-31	8,444
38	Jan. 21	W	@Cleveland	111-94	16-22	1-W	Daley-36	Greenwood-13	Robinson-14	3,957
39	Jan. 24	L	ATLANTA	99-100	16-23	1-L	Daley-30	Greenwood-12	Davis-28	4,327
40	Jan. 26	L	DENVER	125-128	16-24	2-L	Greenwood-32	Oldham-11	Issel-37	4,913
41	Jan. 31	L	BOSTON	83-106	16-25	3-L	Theus-15	Greenwood-16	Bird-28	9,430
42	Feb. 1	L	@Atlanta	103-116	16-26	4-L	Daley-27	Green-9	Roundfield-29	8,013
43	Feb. 3	L	@Cleveland	76-106	16-27	5-L	Green-11	Oldham-7	Free-22	3,438
44	Feb. 4	L	NEW JERSEY	105-108	16-28	6-L	Corzine-25	Greenwood-9	Dawkins-27	5,241
45	Feb. 7	W	PHILADELPHIA	104-89	17-28	1-W	Woodridge-26	Greenwood-18	Erving-21	12,976
46	Feb. 8	W	@New Jersey	114-110 (OT)	18-28	2-W	Daley-34	Corzine-10	Williams-23	9,021
47	Feb. 10	W	@Philadelphia	100-91	19-28	3-W	Woodridge-25	Greenwood-17	Erving-21	12,202
48	Feb. 11	W	GOLDEN STATE	101-96	20-28	4-W	Daley-28	Corzine-10	Short-36	5,089
49	Feb. 14	W	SAN DIEGO	112-99	21-28	5-W	Woodridge-32	Greenwood-12	Pierce/Kaiser-18	4,748
50	Feb. 17	L	SAN ANTONIO	109-111	21-29	1-L	Woodridge-25	Greenwood-14	Gervin-32	5,894
51	Feb. 19	L	MILWAUKEE	103-113	21-30	2-L	Greenwood-20	Greenwood-18	Moncrief-26	4,684
52	Feb. 21	L	UTAH	95-117	21-31	3-L	Daley-15	Greenwood-9	Dantley-28	4,322
53	Feb. 22	W	@Indiana	121-111	22-31	1-W	Woodridge-32	Corzine-8	Stipanovich-25	6,761
54	Feb. 24	L	WASHINGTON	96-102	22-32	1-L	Daley-21	Greenwood-12	Solters-25	4,522
55	Feb. 25	L	@Atlanta	87-122	22-33	2-L	Green-17	Greenwood-7	Roundfield-21	7,956
56	Feb. 28	L	LOS ANGELES	108-124	22-34	3-L	Greenwood-23	Greenwood-16	Wilkes-22	10,949
57	Feb. 29	L	@Milwaukee	83-112	22-35	4-L	Daley/Greenwood-14	Corzine/Greenwood-6	Bridgeman-25	9,021
58	Mar. 2	L	@Boston	100-104	22-36	5-L	Woodridge-23	Corzine-10	Bird-28	14,529
59	Mar. 3	W	ATLANTA	102-98	23-36	1-W	Daley-22	Greenwood-9	Wilkins-21	8,649
60	Mar. 6	L	DETROIT	108-124	23-37	1-L	Daley-27	Greenwood-12	Thomas-30	6,036
61	Mar. 8	L	@Kansas City	110-115	23-38	2-L	Woodridge-28	Greenwood-12	Olberding-22	6,386
62	Mar. 10	L	@San Diego	110-115	23-39	3-L	Daley-30	Greenwood-9	Donaldson-22	4,530
63	Mar. 13	W	@Golden State	112-101	24-39	1-W	Greenwood-22	Greenwood-10	Short-24	6,080
64	Mar. 15	L	@Seattle	90-106	24-40	1-L	Daley-30	Greenwood-13	Williams-21	10,189
65	Mar. 16	W	@Portland	156-155 (4OT)	25-40	1-W	Daley-33	Greenwood-12	Paxson-41	12,666
66	Mar. 18	L	@Denver	104-107	25-41	1-L	Daley-19	Corzine-8	Vandeweghe-30	11,099
67	Mar. 20	W	CLEVELAND	108-104 (OT)	26-41	1-W	Greenwood-19	Greenwood-19	Free-28	3,518
68	Mar. 23	L	@Indiana	112-119	26-42	1-L	Woodridge-28	Greenwood-13	Carter-20	7,424
69	Mar. 25	L	INDIANA	99-102	26-43	2-L	Woodridge-22	Greenwood/Wiggins-10	Kellums-25	5,246
70	Mar. 27	L	DETROIT	83-111	26-44	3-L	Daley-12	Greenwood-8	Laimbeer/Long-22	7,249
71	Mar. 28	L	@Detroit	101-108	26-45	4-L	Daley-30	Oldham/Woodridge-9	Laimbeer/Long-18	16,368
72	Mar. 30	L	@Milwaukee	86-119	26-46	5-L	Woodridge-20	Johnson-9	Pressley-20	9,846
73	Mar. 31	L	PHILADELPHIA	104-111	26-47	6-L	Daley-25	Greenwood-16	Malone-29	11,821
74	Apr. 2	L	@New York	113-115	26-48	7-L	Daley-44	Greenwood-9	Sparrow-24	7,301
75	Apr. 3	L	NEW YORK	96-113	26-49	8-L	Wiggins-20	Johnson-16	Tucker-20	3,329
76	Apr. 5	L	@Cleveland	99-114	26-50	9-L	Daley-23	Corzine/Johnson-9	Shelton-21	2,804
77	Apr. 6	W	ATLANTA	111-103	27-50	1-W	Daley-21	Johnson-12	Wilkins-23	4,034
78	Apr. 8	L	@Boston	110-117	27-51	1-L	Daley-31	Johnson-11	Bird-30	14,890
79	Apr. 9	L	@Washington	134-136 (2OT)	27-52	2-L	Daley-32	Bryant-10	Ballard-33	5,288
80	Apr. 11	L	NEW JERSEY	112-129	27-53	3-L	Woodridge-22	Greenwood-13	Dawkins-18	5,221
81	Apr. 13	L	MILWAUKEE	85-109	27-54	4-L	Woodridge-20	Greenwood-12	Johnson-18	4,042
82	Apr. 15	L	@Philadelphia	115-129	27-55	5-L	Lester-16	Oldham-9	Erving-22	10,120



LEFT TO RIGHT: (first row): Ronnie Lester, Mitchell Wiggins, Quintin Dailey, Assistant Coach Bill Blair. (second row): Ennis Whatley, Assistant Coach/Scout Mike Thibault, Head Coach Kevin Loughery. (third row): Trainer Mark Pfeil, Orlando Woolridge, Dave Corzine, Rod Higgins, Assistant Coach Fred Carter, General Manager Rod Thorn. (fourth row): Wallace Bryant, Steve Johnson, Jawann Oldham, Sidney Green, David Greenwood.

DRAFT: First round, Sidney Green (Nevada-Las Vegas), Ennis Whatley (Alabama) and Mitchell Wiggins (Florida State); second round, Chris McNealy (San Jose State).

RECORD: 27-55 (FIFTH PLACE)

REGULAR SEASON: Named Kevin Loughery Head Coach (06/07/83) ... opening day lineup: forwards David Greenwood and Orlando Woolridge, center Dave Corzine, guards Quintin Dailey and Ennis Whatley ... seven-game winning streak snapped with 103-96 loss at Detroit (12/30/83) ... Whatley tied Stadium record with 22 assists in 113-111 loss to New York (01/14/84) ... traded Reggie Theus to Kansas City for Steve Johnson and a future draft pick (02/15/84) ... as youngest player in NBA, Whatley set team-assist record for rookies (662).

PLAYOFFS: Failed to qualify for third straight year.

HONORS: Woolridge led Bulls in scoring (19.3) ... Greenwood led Bulls in rebounding (10.1).

1984/85 CHICAGO BULLS

HISTORY

GAME	DATE	W-L	OPPONENT	SCORE BULLS-OPP.	TOTAL RECORD	SK	BULLS HL SCORER	BULLS HL REBOUNDER	OPPONENT HL SCORER	GAME ATTN.
1	Oct. 26	W	WASHINGTON	109-93	1-0	1-W	Woolridge-28	Johnson/Woolridge-9	Johnson/Williams-15	13,913
2	Oct. 27	L	@ Milwaukee	106-108	1-1	1-L	Woolridge-29	Green-10	Cummings-34	11,052
3	Oct. 29	W	MILWAUKEE	116-110	2-1	1-W	Jordan-37	Woolridge-12	Moncrief-28	9,356
4	Oct. 30	W	@ Kansas City	109-104	3-1	2-W	Jordan-25	Jones-8	E. Johnson-24	9,391
5	Nov. 1	L	@ Denver	113-129	3-2	1-L	Dailey-26	Green-9	Natt-31	9,413
6	Nov. 7	W	@ Detroit	122-119	4-2	1-W	Dailey-29	Jones-11	Thomas-35	15,542
7	Nov. 8	W	@ New York	121-106	5-2	2-W	Jordan-33	Jordan-8	King-34	19,252
8	Nov. 10	W	@ Indiana	116-116	6-2	3-W	Woolridge-31	Czarine-13	Kellogg-31	16,920
9	Nov. 13	W	SAN ANTONIO	120-117	7-2	4-W	Jordan-45	Jordan-10	Gervin-29	9,866
10	Nov. 15	L	BOSTON	105-125	7-3	1-L	Jordan-27	Jones-9	Maxwell-30	17,753
11	Nov. 17	L	PHILADELPHIA	100-109	7-4	2-L	Woolridge-33	Brund/Jrdn/Wldrg-5	Malone-39	18,116
12	Nov. 19	L	INDIANA	120-137	7-5	3-L	Jordan-34	Jones-9	Fleming-26	7,516
13	Nov. 21	L	@ Milwaukee	98-108	7-6	4-L	Jordan-35	Johnson-14	Pressley-27	11,052
14	Nov. 23	W	@ Seattle	114-94	8-6	1-W	Jordan-23	Greenwood-9	Wood-21	12,283
15	Nov. 24	L	@ Portland	131-141	8-7	1-L	Jordan-30	Czarine/Johnson-10	Paxson-31	12,686
16	Nov. 27	L	@ Golden State	103-109	8-8	2-L	Woolridge-20	Greenwood-9	Floyd-25	13,295
17	Nov. 29	L	@ Phoenix	95-100	8-9	3-L	Jordan-22	Johnson-13	Nance-24	12,713
18	Nov. 30	W	@ L.A. Clippers	104-100	9-9	1-W	Woolridge-23	Jones-10	Smith-33	14,366
19	Dec. 2	W	@ L.A. Lakers	113-112	10-9	2-W	Dailey-29	Greenwood-13	Abdul-Jabbar-32	17,505
20	Dec. 4	W	NEW JERSEY	112-97	11-9	3-W	Woolridge-37	Johnson-10	Richardson-22	6,126
21	Dec. 7	W	NEW YORK	95-93	12-9	4-W	Woolridge-23	Johnson-10	Orr-23	8,022
22	Dec. 8	W	DALLAS	99-97	13-9	5-W	Woolridge-30	Johnson/Jones-9	Aguirre-24	13,167
23	Dec. 11	L	DETROIT	91-108	13-10	1-L	Jordan-27	Jones-11	Tyler-26	18,066
24	Dec. 12	L	@ Detroit	95-102	13-11	2-L	Jordan-21	Jones-7	Thomas-23	14,016
25	Dec. 14	L	@ New Jersey	109-111	13-12	3-L	Jordan-34	Jordan-8	Birdsong-24	11,031
26	Dec. 15	L	PHILADELPHIA	102-114	13-13	4-L	Woolridge-30	Oldham-9	Malone-28	16,261
27	Dec. 18	L	HOUSTON	96-104	13-14	5-L	Woolridge-28	Woolridge-12	Olajuwon-24	18,543
28	Dec. 20	W	@ Atlanta #	132-129 (2OT)	14-14	1-W	Jordan-34	Johnson-16	Rivers-30	5,647
29	Dec. 22	W	BOSTON	110-85	15-14	2-W	Jordan-32	Jordan-12	Ainge-16	14,414
30	Dec. 27	W	CLEVELAND	112-108	16-14	3-W	Jordan-45	Greenwood-8	Free-30	10,551
31	Dec. 29	L	ATLANTA	101-104	16-15	1-L	Johnson-27	Rivers-20	Rivers-20	12,685
32	Jan. 2	L	@ Atlanta	107-121	16-16	2-L	Jordan/Woolridge-25	Greenwood-10	Wilkins-35	11,275
33	Jan. 4	W	MILWAUKEE	106-101	17-16	1-W	Dailey-26	Johnson-13	Moncrief-29	13,374
34	Jan. 5	L	@ New York	113-119	17-17	1-L	Jordan-42	Czarine-12	King-34	17,865
35	Jan. 9	L	@ Boston	108-111	17-18	2-L	Jordan-36	Czarine-9	Bird-28	14,890
36	Jan. 11	W	NEW YORK	113-97	18-18	1-W	Jordan-23	Greenwood-8	Walker-16	11,556
37	Jan. 12	L	@ Cleveland	99-101	18-19	1-L	Jordan-24	Greenwood-12	Free-32	18,074
38	Jan. 14	W	DENVER	122-113	19-19	1-W	Jordan-35	Jordan-14	English-25	8,922
39	Jan. 16	L	@ New Jersey	94-100	19-20	1-L	Jordan-27	Jordan-12	Birdsong-20	12,787
40	Jan. 17	W	CLEVELAND	98-93	20-20	1-W	Jordan-25	Czarine-12	Hinson-19	7,189
41	Jan. 19	L	@ Indiana	107-110	20-21	1-L	Jordan-38	Jordan-12	Williams-24	11,303
42	Jan. 22	W	PORTLAND	123-115	21-21	1-W	Jordan/Woolridge-29	Jordan-12	Thompson-25	6,321
43	Jan. 25	W	SEATTLE	93-76	22-21	2-W	Jordan-22	Johnson-11	Sikma-16	17,032
44	Jan. 26	W	ATLANTA	117-104	23-21	3-W	Jordan-45	Johnson-13	Wilkins-30	10,459
45	Jan. 29	W	KANSAS CITY	103-97	24-21	4-W	Jordan-26	Johnson-9	E. Johnson-26	7,216
46	Jan. 30	L	@ Washington	95-106	24-22	1-L	Jordan-38	Green-10	Williams-29	18,484
47	Feb. 1	L	@ Philadelphia	110-121	24-23	2-L	Jordan-31	Green-14	Malone-23	17,921
48	Feb. 5	L	BOSTON	106-110	24-24	3-L	Jordan-41	Jordan-12	McHale-29	18,061
49	Feb. 7	L	@ Cleveland	99-108	24-25	4-L	Jordan-23	Woolridge-11	Free-29	9,113
50	Feb. 12	W	DETROIT	139-126 (OT)	25-25	1-W	Jordan-49	Jordan/Green-15	Johnson-28	13,363
51	Feb. 15	L	INDIANA	96-114	25-26	1-L	Woolridge-24	Johnson-11	Williams-24	7,782
52	Feb. 17	L	@ Milwaukee	105-125	25-27	2-L	Jordan-26	Czarine/Brund/Green-5	Moncrief-21	11,052
53	Feb. 19	L	L.A. LAKERS	117-127	25-28	3-L	Woolridge-30	Woolridge-9	Abdul-Jabbar-27	18,052*
54	Feb. 22	L	@ Boston +	105-115	25-29	4-L	Jordan-26	Johnson-9	Bird-34	15,695
55	Feb. 23	W	GOLDEN STATE	140-125	26-29	1-W	Jordan-38	Greenwood-10	Floyd-25	11,475
56	Feb. 26	L	CLEVELAND	118-123 (OT)	26-30	1-L	Jordan-28	Greenwood-16	Hinson-25	6,965
57	Feb. 27	L	@ Detroit	99-108	26-31	2-L	Jordan-24	Johnson/Jordan-6	Laimbeer-28	20,114
58	Mar. 1	W	NEW YORK	109-104	27-31	1-W	Woolridge-28	Jordan-10	King-41	12,681
59	Mar. 3	L	NEW JERSEY	113-117	27-32	1-L	Jordan-37	Jordan-14	Birdsong-30	9,363
60	Mar. 5	W	WASHINGTON	104-99	28-32	1-W	Jordan-37	Jrdn/Oldham/Wldrg-9	Williams-18	5,629
61	Mar. 6	W	@ Boston	107-104	29-32	2-W	Jordan-33	Greenwood-8	Parish-26	14,890
62	Mar. 8	W	L.A. CLIPPERS	117-101	30-32	3-W	Woolridge-28	Oldham/Woolridge-9	Smith-23	7,626
63	Mar. 9	L	UTAH	105-111	30-33	1-L	Woolridge-35	Woolridge-16	Griffith-40	12,288
64	Mar. 11	L	@ Washington	112-119	30-34	2-L	Dailey-24	Czarine-9	Malone-37	11,262
65	Mar. 12	W	DETROIT	111-110	31-34	1-W	Jordan-32	Greenwood-9	Roundfield/Laimbeer-21	13,227
66	Mar. 14	L	@ New York	97-106	31-35	1-L	Dailey-23	Greenwood-8	King-24	13,766
67	Mar. 15	W	PHOENIX	103-97	32-35	1-W	Jordan-27	Jordan-9	Adams-36	8,625
68	Mar. 17	W	MILWAUKEE	119-117 (OT)	33-35	2-W	Jordan-32	Jordan/Woolridge-11	Cummings/Moncrief-28	16,022
69	Mar. 19	L	@ Houston	100-106	33-36	1-L	Jordan-31	Sampson-26	Malone-31	16,016
70	Mar. 20	L	@ San Antonio	98-106	33-37	2-L	Jordan-38	Greenwood-9	Mitchell-31	10,018
71	Mar. 23	W	@ Dallas	107-97	34-37	1-W	Johnson-31	Jordan-9	Aguirre-32	17,007
72	Mar. 24	L	@ Utah	92-110	34-38	1-L	Jordan-26	Greenwood-19	Dantley-29	8,953
73	Mar. 26	W	INDIANA	120-119	35-38	1-W	Jordan-38	Woolridge-12	Schitting-29	7,268
74	Mar. 28	L	@ Cleveland	114-122	35-39	1-L	Jordan-35	Greenwood-11	Free-32	9,104
75	Mar. 30	L	PHILADELPHIA	117-122	35-40	2-L	Jordan-38	Oldham-6	Malone-31	18,133
76	Apr. 2	W	NEW JERSEY	108-94	36-40	1-W	Jordan-31	Green-12	Richardson-29	9,636
77	Apr. 3	W	@ Washington	100-91	37-40	2-W	Jordan/Woolridge-25	Greenwood-9	Malone-22	11,201
78	Apr. 5	L	@ Philadelphia	113-116	37-41	1-L	Jordan-40	Green-10	Malone-27	16,579
79	Apr. 6	W	@ Atlanta	117-114	38-41	1-W	Jordan-33	Greenwood-11	Wilkins-30	10,888
80	Apr. 8	L	@ Indiana	103-107	38-42	1-L	Jordan-22	Jordan/Woolridge-9	Kellogg-34	11,225
81	Apr. 12	L	ATLANTA	108-119	38-43	2-L	Jordan-28	Green-14	Wilkins-31	15,747
82	Apr. 13	L	@ New Jersey	113-123	38-44	3-L	Woolridge-33	Green-6	Richardson/King-20	18,758

* home sellout # at New Orleans + at Hartford



LEFT TO RIGHT: (front row): Ronnie Lester, Ennis Whatley, Michael Jordan, Quintin Dailey, Wes Matthews. (middle row): Trainer Mark Pfeil, Assistant Coach Fred Carter, Head Coach Kevin Loughery, General Manager Rod Thorn, Assistant Coach Bill Blair. (back row): Orlando Woolridge, Charles Jones, Caldwell Jones, Dave Corzine, Jawann Oldham, Steve Johnson, Sidney Green, Rod Higgins. (not pictured) Assistant Coach/Scout Mike Thibault.

DRAFT: First round, Michael Jordan (North Carolina); second round, Ben Coleman (Maryland) and Greg Wiltjer (Victoria).

RECORD: 38-44 (THIRD PLACE)

REGULAR SEASON: Opening day lineup: forwards Steve Johnson and Orlando Woolridge, center Caldwell Jones, guards Michael Jordan and Ennis Whatley ... defeated Washington 109-83 as Jordan scored 16 points in debut (10/26/84) ... re-signed free agent David Greenwood (12/16/84) ... Jordan broke own rookie-scoring record with 49 points in 139-126 win over Detroit (02/12/85) ... released Rod Thorn as General Manager and named Jerry Krause Vice President of Basketball Operations (03/26/85) ... Jordan set club single-season record for points (2,313), field goals (837), free throws (630), free throw attempts (746) and steals (196).

PLAYOFFS: Qualified for first time since 1981 ... eliminated 3-1 by Milwaukee ... fired Kevin Loughery as Head Coach (05/28/85).

HONORS: Jordan selected as a starter to East All-Star Team ... Jordan led Bulls in scoring (28.2), rebounding (6.5), assists (5.9) and steals (2.39) ... Jordan named NBA Rookie of the Year, Sporting News Rookie of the Year, Schick Pivotal Player of the Year, Seagram's NBA Player of the Year.

1985/86 CHICAGO BULLS

GAME	DATE	W-L	OPPONENT	SCORE BULLS-OPP.	TOTAL RECORD	SK	BULLS HL SCORER	BULLS HL REBOUNDER	OPPONENT HL SCORER	GAME ATTEN.
1	Oct. 25	W	CLEVELAND	116-115 (OT)	1-0	1-W	Woolridge-35	Woolridge-12	Free-27	11,124
2	Oct. 26	W	DETROIT	121-118	2-0	2-W	Jordan-33	Corzine-10	Thomas-36	15,357
3	Oct. 29	W	@Golden State	111-105	3-0	3-W	Woolridge-27	Green-11	Floyd-32	12,210
4	Oct. 31	L	@L.A. Clippers	112-120	3-1	1-L	Woolridge-28	Green-8	M. Johnson-33	7,809
5	Nov. 2	L	@Seattle	100-116	3-2	2-L	Woolridge-26	Oakley-10	Chambers-33	12,369
6	Nov. 6	L	@Detroit	105-122	3-3	3-L	Woolridge-37	Green-13	Thomas-23	12,156
7	Nov. 7	L	@New Jersey	97-106	3-4	4-L	Woolridge-25	Wilge/Gm/Oakley-9	B. Williams-23	10,149
8	Nov. 9	W	@New York	97-94	4-4	1-W	Woolridge-28	Green-12	Ewing-26	18,737
9	Nov. 12	L	MILWAUKEE	103-132	4-5	1-L	Woolridge-31	Corzine-10	Cummings-26	10,312
10	Nov. 13	L	@Philadelphia	106-110	4-6	2-L	Woolridge-34	Green-16	Malone-21	10,338
11	Nov. 15	L	@Milwaukee	103-118	4-7	3-L	Woolridge-21	Green-14	Cummings-22	11,052
12	Nov. 16	L	CLEVELAND	128-132 (OT)	4-8	4-L	Woolridge-35	Corzine-12	Free-28	8,933
13	Nov. 19	W	INDIANA	121-114	5-8	1-W	Woolridge-35	Green-13	H. Williams-27	10,433
14	Nov. 20	L	@Atlanta	101-116	5-9	1-L	Dailey-23	Oakley-10	Wilkins-26	7,179
15	Nov. 23	W	GOLDEN STATE	135-108	6-9	1-W	Gervin-32	Green-16	Short-30	10,377
16	Nov. 24	L	@Washington	106-116	6-10	1-L	Dailey-27	Green-9	Ruland-27	6,720
17	Nov. 26	W	@Denver	128-123	7-10	1-W	Gervin-27	Oldham-10	Engish-26	10,955
18	Nov. 27	L	@Utah	96-114	7-11	1-L	Woolridge-22	Woolridge/Oldham-8	Dantley-38	11,920
19	Nov. 29	L	@Portland	107-122	7-12	2-L	Dailey-21	Oakley-14	Vandeweghe-23	11,920
20	Dec. 1	L	@L.A. Lakers	113-117	7-13	3-L	Dailey-19	Oldham-7	Worthy-33	17,053
21	Dec. 3	L	@Sacramento	118-131	7-14	4-L	Woolridge-23	Corzine-8	E. Johnson-29	10,333
22	Dec. 4	L	@Phoenix	99-100	7-15	5-L	Woolridge-29	Green-10	Nance-29	10,389
23	Dec. 6	W	@San Antonio	131-123	8-15	1-W	Dailey-27	Corzine-13	Robertson-30	13,980
24	Dec. 7	L	@Houston	104-116	8-16	1-L	Woolridge-25	Corzine-7	Olajuwon-33	14,557
25	Dec. 10	L	SAN ANTONIO	107-109	8-17	2-L	Woolridge/Dailey-25	Corzine-12	Robertson-29	7,882
26	Dec. 12	W	PHILADELPHIA	106-102	9-17	1-W	Green-22	Green-14	Barkley-25	11,123
27	Dec. 14	L	SACRAMENTO	103-108	9-18	1-L	Green-21	Green-14	Thues-21	8,823
28	Dec. 15	L	@Boston	104-109	9-19	2-L	Woolridge-26	Green-16	Bird-34	14,890
29	Dec. 17	W	BOSTON	116-108	10-19	1-W	Woolridge-37	Oldham-12	D. Johnson-25	13,766
30	Dec. 19	L	WASHINGTON	92-98	10-20	1-L	Dailey-31	Woolridge-9	C. Robinson-27	9,279
31	Dec. 21	W	UTAH	117-104	11-20	1-W	Gervin-21	Green-15	Dantley-20	10,823
32	Dec. 26	L	NEW YORK	96-113	11-21	1-L	Gervin-30	Oakley-12	Cummings-22	12,382
33	Dec. 28	W	INDIANA	108-104	12-21	1-W	Woolridge-31	Green-15	Tisdale-26	7,124
34	Dec. 30	W	@Cleveland	121-117	13-21	2-W	Gervin-31	Green-11	Free-29	11,086
35	Jan. 2	W	DETROIT	131-122	14-21	3-W	Dailey/Woolridge-26	Corzine-13	Thomas-29	13,247
36	Jan. 4	L	ATLANTA	100-111	14-22	1-L	Woolridge-21	Oldham-12	Wilkins-27	8,826
37	Jan. 7	L	NEW JERSEY	105-110	14-23	2-L	Gervin-28	Green-18	Dawkins-24	7,716
38	Jan. 11	W	L.A. CLIPPERS	132-123	15-23	1-W	Woolridge-28	Woolridge/Oakley-7	Nixon-26	8,469
39	Jan. 14	L	WASHINGTON	113-117	15-24	1-L	Woolridge-23	Green-9	Malone-26	7,238
40	Jan. 16	L	@Detroit	115-123	15-25	2-L	Gervin-27	Thomas-28	Thomas-28	10,350
41	Jan. 17	L	PHILADELPHIA	116-120 (OT)	15-26	3-L	Gervin-31	Corzine-15	Cheeks-28	18,705
42	Jan. 19	L	@Washington	98-112	15-27	4-L	Woolridge-20	Corzine-16	Malone-40	17,781
43	Jan. 20	L	L.A. LAKERS	118-133	15-28	5-L	Woolridge-23	Woolridge-11	Worthy-33	17,284*
44	Jan. 25	W	PHOENIX	133-114	16-28	1-W	Woolridge-44	Green-11	Davis-30	10,634
45	Jan. 27	L	@Dallas	116-124	16-29	1-L	Gervin-45	Corzine-9	Blackman-33	16,498
46	Jan. 28	L	@New York	111-118	16-30	2-L	Dailey-38	Oakley-14	Ewing-37	12,150
47	Jan. 30	L	BOSTON	91-101	16-31	3-L	Green-21	Green-10	Bird-26	15,207
48	Feb. 1	W	HOUSTON	132-122	17-31	1-W	Gervin-35	Oakley-17	Olajuwon-33	12,327
49	Feb. 2	L	@Indiana	106-131	17-32	1-L	Oakley-22	Green-14	Fleming-27	10,911
50	Feb. 4	L	DETROIT	115-117	17-33	2-L	Green-29	Oakley/Green-12	Trippucka-41	9,456
51	Feb. 6	L	@Milwaukee	97-117	17-34	3-L	Oakley-18	Oakley/Banks-10	Pierce-18	11,052
52	Feb. 12	L	@Philadelphia	96-106	17-35	4-L	Gervin-30	Oakley-14	Malone/Cheeks-22	11,121
53	Feb. 14	L	INDIANA	88-104	17-36	5-L	Oakley-17	Oakley-13	Williams-39	10,346
54	Feb. 16	L	DALLAS	114-120	17-37	6-L	Oakley-26	Oakley/Corzine-15	Blackman-29	12,222
55	Feb. 17	L	@Indiana	110-124	17-38	7-L	Gervin-23	Oakley-7	Anderson/Williams-22	11,306
56	Feb. 19	W	@New Jersey	99-95	18-38	1-W	Holton-18	Green-15	Gminski/King-28	9,232
57	Feb. 21	W	PORTLAND	108-96	19-38	2-W	Banks-26	Oakley-15	Vandeweghe-24	8,827
58	Feb. 22	W	SEATTLE	129-125 (3OT)	20-38	3-W	Banks-38	Oakley-20	Chambers-31	10,247
59	Feb. 24	L	@Detroit	100-110	20-39	1-L	Gervin-26	Oakley/Green-12	Trippucka-41	15,786
60	Feb. 25	L	PHILADELPHIA	108-122	20-40	2-L	Oakley-31	Oakley-13	Malone-42	11,247
61	Feb. 28	W	CLEVELAND	116-96	21-40	1-W	Gervin-26	Oakley-14	Turpin-18	17,483*
62	Mar. 4	L	BOSTON	94-106	21-41	1-L	Oakley-22	Sorok-10	McHale-23	14,172
63	Mar. 5	L	@Boston	97-108	21-42	2-L	Green-25	Oakley-9	Bird-26	14,890
64	Mar. 7	L	ATLANTA	108-112	21-43	3-L	Gervin-37	Oakley/Oldham-9	Wilkins-42	12,022
65	Mar. 9	W	NEW YORK	114-101	22-43	1-W	Green-31	Oakley-15	Bailey-24	9,736
66	Mar. 11	W	NEW JERSEY	113-100	23-43	2-W	Banks-26	Oakley-14	Gmiski-19	8,722
67	Mar. 13	W	DENVER	112-102	24-43	3-W	Green-28	Oakley-14	Natt-21	8,649
68	Mar. 15	L	MILWAUKEE	116-125 (OT)	24-44	1-L	Oakley-35	Oakley-26	Cummings-34	15,208
69	Mar. 17	L	@Atlanta	96-106	24-45	2-L	Oakley-20	Oakley-15	Wilkins-29	9,912
70	Mar. 19	L	@Philadelphia	112-118	24-46	3-L	Gervin-20	Oakley-11	Erving/Malone-29	9,343
71	Mar. 21	L	@Boston	105-126	24-47	4-L	Woolridge-24	Oakley-11	Bird-32	14,890
72	Mar. 22	L	@Cleveland	97-123	24-48	5-L	Gervin-20	Oakley-18	Free-38	10,091
73	Mar. 25	W	NEW YORK	111-98	25-48	1-W	Woolridge-22	Oakley-12	Banister-22	10,561
74	Mar. 28	L	@New Jersey	107-118	25-49	1-L	Woolridge-32	Oakley-14	Bailey-24	14,846
75	Mar. 29	W	@New York	106-96	26-49	1-W	Jordan-24	Oakley/Banks-11	Banister-24	12,720
76	Apr. 1	L	@Milwaukee	107-116	26-50	1-L	Jordan-28	Oakley-12	Cummings-32	11,052
77	Apr. 3	W	@Indiana	109-108	27-50	1-W	Jordan-26	Banks-10	Tisdale-30	11,589
78	Apr. 5	W	ATLANTA	102-97	28-50	2-W	Jordan-30	Oakley-15	Wilkins-28	17,769*
79	Apr. 7	W	MILWAUKEE	107-101	29-50	3-W	Jordan-26	Oakley-15	Reynolds-17	10,249
80	Apr. 8	L	@Atlanta	118-131	29-51	1-L	Jordan-30	Oakley-9	Wilkins-37	8,806
81	Apr. 11	W	WASHINGTON	105-103	30-51	1-W	Jordan-31	Oakley-20	Malone-24	18,669*
82	Apr. 13	L	@Cleveland	97-104	30-52	1-L	Jordan-29	Oakley-6	Free-31	8,056

* home sellout



LEFT TO RIGHT: (front row): Billy McKinney, Rod Higgins, Michael Jordan, Gene Banks, Kyle Macy, (middle row): Trainer Mark Pfeil, Assistant Coach Murray Arnold, Vice President-Basketball Operations Jerry Krause, Head Coach Stan Albeck, Assistant Coach Tex Winter, Assistant Coach/Scout Mike Thibault, (back row): Orlando Woolridge, David Greenwood, Dave Corzine, Jawann Oldham, Mike Smrek, Sidney Green, Charles Oakley.

DRAFT: First round, Keith Lee (Memphis State); second round, Ken Johnson (Michigan State), Aubrey Sherrod (Wichita State) and Adrian Branch (Maryland). Lee's draft rights and guard Ennis Whatley traded to Cleveland for forward Charles Oakley (ninth overall) and Sacramento pick Calvin Duncan (30th overall). Johnson's draft rights and forward Ben Coleman traded to Portland for draft rights to Mike Smrek.

RECORD: 30-52 (FOURTH PLACE)

REGULAR SEASON: Named Stan Albeck Head Coach, and traded forward Steve Johnson and second-round draft pick to San Antonio for forward Gene Banks (06/17/85) ... traded forward David Greenwood to San Antonio for guard George Gervin (10/24/85) ... won third straight game, 111-105 at Golden State, but lost guard Michael Jordan for 64 games with broken foot (10/29/85) ... lost eight of first nine without Jordan ... activated Jordan (03/14/86) ... clinched playoff berth with 105-103 win over Washington before a season-high 18,869 in attendance at Stadium (04/11/86).

PLAYOFFS: Qualified for second straight year ... Jordan scored NBA playoff-record 63 points in the Bulls' 135-131 double overtime loss at Boston (04/20/86) ... eliminated 0-3 by Boston ... fired Albeck as Head Coach (05/19/86).

HONORS: Jordan led Bulls in scoring (22.7) ... Oakley led Bulls in rebounding (8.6).

1986/87 CHICAGO BULLS

HISTORY

GAME	DATE	W-L	OPPONENT	SCORE BULLS-OPP.	TOTAL RECORD	SK	BULLS H. SCORER	BULLS H. REBOUNDER	OPPONENT H. SCORER	GAME ATTEN.
1	Nov. 1	W	@New York	108-103	1-0	1-W	Jordan-50	Cureton-13	Sparrow-24	13,325
2	Nov. 2	W	@Cleveland	94-89	2-0	2-W	Jordan-41	Oakley-15	Harper-23	17,540
3	Nov. 4	W	SAN ANTONIO	111-104	3-0	3-W	Jordan-34	Oakley/Cureton-15	Mitchell-34	12,282
4	Nov. 7	L	@Detroit	109-115	3-1	1-L	Jordan-33	Oakley-19	Thomas-29	15,579
5	Nov. 8	W	PHOENIX	101-96	4-1	1-W	Jordan-39	Oakley-17	Davis/Knace-27	18,122
6	Nov. 11	W	ATLANTA	122-110	5-1	2-W	Jordan-34	Cureton-11	Wilkins-26	16,877
7	Nov. 12	L	@Washington	99-101	5-2	1-L	Jordan-28	Oakley-13	M. Malone-33	15,121
8	Nov. 14	L	BOSTON	99-110	5-3	2-L	Jordan-48	Oakley-13	Bird-37	18,918*
9	Nov. 21	W	NEW YORK	101-99	6-3	1-W	Jordan-40	Oakley/Corzine-7	Sparrow-22	14,328
10	Nov. 22	W	WASHINGTON	93-84	7-3	2-W	Jordan-22	Oakley-12	J. Malone-32	17,229
11	Nov. 26	L	@Denver	107-109	7-4	1-L	Jordan-37	Corzine-14	English-32	17,022
12	Nov. 28	L	@L.A. Lakers	103-110	7-5	2-L	Jordan-41	Oakley-21	Johnson-30	17,505
13	Nov. 29	L	@Golden State	106-113	7-6	3-L	Jordan-40	Oakley-9	Carroll-28	15,025
14	Dec. 2	W	@Seattle	115-109 (OT)	8-6	1-W	Jordan-40	Oakley-12	Chambers/McDaniel-29	13,438
15	Dec. 3	L	@Utah	94-99	8-7	1-L	Jordan-45	Oakley-14	Malone-24	12,212
16	Dec. 5	L	@Phoenix	112-114	8-8	2-L	Jordan-43	Oakley/Corzine-9	Davis-31	14,519
17	Dec. 6	L	@San Antonio	97-106	8-9	3-L	Jordan-43	Cureton-9	Robertson-30	11,939
18	Dec. 9	W	DENVER	106-100	9-9	1-W	Jordan-40	Oakley-13	English-28	10,717
19	Dec. 10	L	@Atlanta	95-123	9-10	1-L	Jordan-41	Oakley-10	Wilkins-57	16,522
20	Dec. 12	W	@Milwaukee	108-93	10-10	1-W	Jordan-41	Oakley-16	Hodges-23	11,052
21	Dec. 13	L	MILWAUKEE	99-113	10-11	1-L	Paxon-16	Brown-9	Pressey-20	17,335
22	Dec. 16	W	NEW JERSEY	99-98	11-11	1-W	Jordan-41	Oakley-11	Gninski-24	10,162
23	Dec. 18	W	@Indiana	97-88	12-11	2-W	Jordan-41	Oakley-11	Person-17	15,844
24	Dec. 20	L	UTAH	89-91	12-12	1-W	Jordan-27	Oakley-17	Malone-17	11,493
25	Dec. 23	W	CLEVELAND	108-92	13-12	1-W	Jordan-43	Corzine-10	Williams-17	14,698
26	Dec. 25	L	@New York	86-86	13-13	1-L	Jordan-30	Oakley-12	Ewing-28	15,811
27	Dec. 27	W	INDIANA	105-93	14-13	1-W	Jordan-44	Oakley-13	Person-23	16,781
28	Dec. 30	L	GOLDEN STATE	99-102	14-14	1-L	Jordan-31	Corzine-8	Carroll-25	15,317
29	Jan. 2	L	@Boston	99-113	14-15	2-L	Jordan-34	Oakley-13	Bird-37	14,890
30	Jan. 3	W	DETROIT	124-119	15-15	1-W	Jordan-47	Oakley-18	Thomas-36	15,413
31	Jan. 6	W	@Cleveland	99-95	16-15	2-W	Jordan-27	Oakley-18	Harper-22	12,151
32	Jan. 8	W	PORTLAND	121-117	17-15	3-W	Jordan-53	Oakley-16	Vandeweghe-35	11,033
33	Jan. 10	W	NEW JERSEY	119-109	18-15	4-W	Jordan-31	Sellers-13	Williams-23	13,243
34	Jan. 15	L	HOUSTON	96-107	18-16	1-L	Jordan-43	Corzine-12	Reid-26	17,038
35	Jan. 17	W	PHILADELPHIA	105-89	19-16	1-W	Jordan-47	Oakley-17	Barkley-21	18,222*
36	Jan. 19	L	@Indiana	95-109	19-17	1-L	Jordan-32	Oakley-18	Person-27	14,754
37	Jan. 20	W	MILWAUKEE	103-90	20-17	1-W	Jordan-31	Sellers-11	Cummings-27	13,674
38	Jan. 23	W	CLEVELAND	117-96	21-17	2-W	Jordan-35	Oakley-12	Harper-24	15,806
39	Jan. 24	L	@Cleveland	84-114	21-18	1-L	Jordan-27	Cureton/Banks-6	Hubbard-23	20,103
40	Jan. 27	L	BOSTON	97-105	21-19	2-L	Jordan-27	Corzine/Oakley-17	McHale-30	16,106*
41	Jan. 28	L	@Boston	103-132	21-20	3-L	Jordan-27	Oakley-11	Bird/Johnson-26	14,890
42	Jan. 30	L	@Philadelphia	112-121	21-21	4-L	Jordan-49	Oakley-40	Barkley-40	17,967
43	Feb. 1	L	@Detroit	92-94	21-22	5-L	Jordan-38	Oakley-17	Dantley-25	38,873
44	Feb. 3	W	WASHINGTON	99-91	22-22	1-W	Jordan-32	Oakley-13	J. Malone/Whitley-20	12,947
45	Feb. 5	L	@Milwaukee	105-120	22-23	1-L	Jordan-36	Oakley-10	Pierce-32	11,052
46	Feb. 10	W	PHILADELPHIA	104-99	23-23	1-W	Jordan-29	Oakley-12	Erving-30	17,234
47	Feb. 13	W	SEATTLE	106-98	24-23	2-W	Jordan-45	Banks-17	McDaniel-27	16,251
48	Feb. 14	W	@New York	112-108	25-23	3-W	Jordan-33	Oakley-13	Ewing-27	19,591
49	Feb. 16	L	SACRAMENTO	120-124 (OT)	25-24	1-L	Jordan-43	Oakley/Corzine-14	Thorne-29	13,771
50	Feb. 20	L	L.A. LAKERS	100-110	25-25	2-L	Jordan-33	Oakley-11	Johnson-28	18,078*
51	Feb. 22	W	CLEVELAND	102-98	26-25	1-W	Jordan-43	Oakley/Sellers-8	Harper-22	17,102
52	Feb. 24	W	ATLANTA	113-103	27-25	2-W	Jordan-34	Jordan-12	Wilkins-22	17,815*
53	Feb. 26	W	NEW JERSEY	120-113	28-25	3-W	Jordan-58	Oakley-17	R. Williams-25	14,098
54	Feb. 28	W	MILWAUKEE	107-104	29-25	4-W	Jordan-37	Oakley-15	Cummings-23	18,122*
55	Mar. 1	L	@New Jersey	95-105	29-26	1-L	Jordan-30	Oakley-9	Gninski-25	14,826
56	Mar. 3	W	L.A. CLIPPERS	114-80	30-26	1-W	Jordan-30	Banks-11	Valentine-18	11,915
57	Mar. 4	W	@Detroit	125-120 (OT)	31-26	2-W	Jordan-61	Oakley-16	Valentine-18	11,915
58	Mar. 6	L	NEW YORK	109-110	31-27	1-L	Jordan-27	Oakley-17	R. Williams-33	18,217*
59	Mar. 8	W	DALLAS	115-105 (OT)	32-27	1-W	Jordan-33	Oakley-20	Blackman-28	17,855*
60	Mar. 9	L	@Atlanta	103-108	32-28	1-L	Jordan-31	Oakley-19	Wilks-30	16,522
61	Mar. 11	L	@Philadelphia	109-117	32-29	2-L	Jordan-49	Oakley-20	Barkley-31	15,308
62	Mar. 13	L	DETROIT	99-100	32-30	3-L	Jordan-24	Oakley-12	Thomas-30	18,122*
63	Mar. 14	L	@Washington	105-106 (OT)	32-31	4-L	Sellers-25	Oakley-19	J. Malone-31	19,411
64	Mar. 16	L	@Houston	96-97	32-32	5-L	Jordan-44	Oakley-15	Olajuwon-28	16,279
65	Mar. 17	L	@Dallas	96-114	32-33	6-L	Oakley-23	Aguirre-31	Oakley-16	17,007
66	Mar. 19	W	@L.A. Clippers	114-97	33-33	1-W	Jordan-40	Oakley-13	Dantley-22	15,371
67	Mar. 21	W	@Sacramento	112-97	34-33	2-W	Jordan-40	Oakley-13	Johnson-29	10,333
68	Mar. 22	L	@Portland	113-115	34-34	1-L	Jordan-46	Oakley-14	Vandeweghe-28	12,666
69	Mar. 24	W	PHILADELPHIA	93-91	35-34	1-W	Jordan-56	Oakley/Jordan-7	Carter-21	18,122*
70	Mar. 26	L	@New Jersey	107-109	35-35	1-L	Jordan-40	Oakley-13	Woodridge-23	15,011
71	Mar. 27	L	BOSTON	106-111	35-36	2-L	Sellers/Pax-23	Oakley-11	Bird-41	18,122*
72	Mar. 29	W	NEW YORK	115-96	36-36	1-W	Jordan-33	Oakley-14	Tucker-29	17,516*
73	Mar. 31	W	WASHINGTON	101-75	37-36	2-W	Jordan-36	Oakley-21	J. Malone-22	18,122*
74	Apr. 1	L	@Indiana	94-99	37-37	1-L	Jordan-26	Oakley-17	Person-19	16,912
75	Apr. 3	L	@Washington	118-122	37-38	2-L	Jordan-32	Oakley-14	J. Malone/Vincent-33	19,411
76	Apr. 4	L	@Atlanta	97-110	37-39	3-L	Jordan-31	Oakley-15	Wilkins/Witman-24	15,522
77	Apr. 7	W	DETROIT	116-86	38-39	1-W	Jordan-39	Oakley-8	V. Johnson-14	15,172
78	Apr. 10	L	@Philadelphia	96-98 (OT)	38-40	1-L	Jordan-34	Oakley-21	Robinson-22	17,967
79	Apr. 12	W	INDIANA	116-95	39-40	1-W	Jordan-53	Oakley-16	Person/Lang-19	17,219
80	Apr. 13	W	@Milwaukee	114-107	40-40	2-W	Jordan-50	Oakley-19	Cummings-24	11,052
81	Apr. 16	L	ATLANTA	114-117	40-41	1-L	Jordan-61	Jordan-10	Wilkins-34	18,122*
82	Apr. 17	L	@Boston	105-108	40-42	2-L	Sellers-21	Oakley-10	Bird-38	14,890

* home sellout



LEFT TO RIGHT: (front row): Brad Sellers, Granville Waiters, Dave Corzine, Mike Brown, Charles Oakley, Earl Cureton. (middle row): Elston Turner, Pete Myers, Darren Daye, Michael Jordan, Gene Banks, Steve Colter, John Paxson. (back row): Trainer Mark Pfeil, Assistant Coach Billy McKinney, Head Coach Doug Collins, Assistant Coach Gene Littles, Assistant Coach Tex Winter, Vice President/Basketball Operations Jerry Krause. (not pictured) Assistant Coach Johnny Bach.

DRAFT: First round, Brad Sellers (Ohio State); second round, Larry Krystkowiak (Montana).

RECORD: 40-42 (FIFTH PLACE)

REGULAR SEASON: Named Doug Collins Head Coach (05/19/86) ... Jordan scored 40 points, including team's final 18, in 101-99 win over New York (11/21/86) ... in his seventh straight game of 40+ points, Jordan scored 40 in 106-100 win over Denver (12/09/86) ... Jordan scored a then club-record 58 points in 128-113 win over New Jersey (02/26/87) ... his 26 free throws in 27 attempts were also club marks (02/26/87) ... with club-record 61 points in 117-114 loss to Atlanta, Jordan became first player since Wilt Chamberlain in 1962-63 to reach 3,000 points in a season (04/16/87) ... Jordan set club single-season record for points (3,041), field goals (1,098), field goal attempts (2,279), free throws (833), free throw attempts (972) and steals (236).

PLAYOFFS: Qualified for third straight season ... eliminated 0-3 by Boston.

HONORS: Jordan selected to East All-Star Team ... Jordan led NBA in scoring (37.1) ... Oakley led club in rebounding (13.1).

1987/88 CHICAGO BULLS

HISTORY

GAME	DATE	W-L	OPPONENT	SCORE BULLS-OPP.	TOTAL RECORD	SK	BULLS HL SCORER	BULLS HL REBOUNDER	OPPONENT HL SCORER	GAME ATTEN.
1	Nov. 7	W	PHILADELPHIA	104-94	1-0	1-W	Jordan-36	Oakley-21	Barkley-34	18,688*
2	Nov. 10	W	@Atlanta	105-95	2-0	2-W	Jordan-29	Oakley-15	Wilkins-35	16,451
3	Nov. 11	W	@New Jersey	105-96	3-0	3-W	Oakley-12	Oakley-12	Coleman/Comerys-14	11,552
4	Nov. 13	W	NEW JERSEY	103-95	4-0	4-W	Jordan-36	Corzine-10	Bninski-23	17,807*
5	Nov. 14	L	INDIANA	100-111	4-1	4-L	Jordan-37	Oakley-19	Miller/Person-20	18,676*
6	Nov. 17	W	WASHINGTON	105-101	5-1	1-W	Jordan-26	Oakley-21	J. Malone-26	17,881
7	Nov. 18	W	@Washington	94-82	6-1	2-W	Jordan-30	Oakley-24	Williams-17	13,721
8	Nov. 20	W	ATLANTA	94-82	7-1	3-W	Jordan-33	Oakley-17	Wilkins-36	18,423**
9	Nov. 21	L	DETROIT	132-144 (OT)	7-2	1-L	Jordan-49	Oakley-12	Danley-45	18,466*
10	Nov. 23	W	@Boston#	107-102	8-2	1-W	Jordan-10	Jordan-10	D. Johnson-23	15,134
11	Nov. 25	W	@Milwaukee	103-101	9-2	2-W	Jordan-33	Oakley-14	Pressley-18	11,052
12	Nov. 27	L	@Dallas	93-94	9-3	1-L	Jordan-25	Oakley-17	Aguirre-26	17,007
13	Nov. 28	W	@Houston	98-86	10-3	1-W	Jordan-34	Oakley-17	Sampson-19	16,611
14	Dec. 1	W	@Golden State	98-87	11-3	2-W	Paxson-19	Oakley-13	Carroll-20	15,025
15	Dec. 2	W	@Utah	105-101	12-3	3-W	Jordan-27	Oakley-9	Malone-33	12,212
16	Dec. 4	L	@Denver	89-105	12-4	1-L	Jordan-23	Oakley-18	English-21	17,022
17	Dec. 5	L	@San Antonio	101-110	12-5	2-L	Jordan-40	Oakley-12	Dawkins-20	15,786
18	Dec. 8	L	PHILADELPHIA	96-109	12-6	3-L	Jordan-33	Oakley-10	Barkley-32	17,715*
19	Dec. 10	W	MILWAUKEE	112-103	13-6	1-W	Jordan-32	Oakley-13	Cummings-27	17,820*
20	Dec. 12	W	HOUSTON	111-105	14-6	2-W	Jordan-44	Oakley-14	Olowu-31	18,096*
21	Dec. 15	L	@Detroit	123-127 (OT)	14-7	1-L	Jordan-38	Oakley-17	Laimbeer-29	23,729
22	Dec. 17	W	CLEVELAND	111-100	15-7	1-W	Jordan-52	Corzine-9	Daugherty-22	17,580*
23	Dec. 19	L	@Washington	96-109	15-8	1-L	Jordan-30	Oakley-16	King-28	14,353
24	Dec. 22	L	DALLAS	100-111	15-9	2-L	Jordan-28	Oakley-10	Aguirre-32	18,103*
25	Dec. 23	L	@New York	89-90	15-10	3-L	Jordan-16	Oakley-13	Ewing-22	19,591
26	Dec. 26	L	@Indiana	92-106	15-11	4-L	Jordan-17	Oakley/Corzine-12	Fleming-22	16,041
27	Dec. 29	L	ATLANTA	98-108	15-12	5-L	Jordan-39	Oakley-13	Rivers-29	18,676*
28	Jan. 2	W	NEW JERSEY	116-93	16-12	1-W	Jordan-25	Jordan/Corzine-10	Bninski-21	18,242*
29	Jan. 5	W	INDIANA	93-77	17-12	2-W	Jordan-31	Jordan-11	Stipanovich-20	17,691*
30	Jan. 7	W	DENVER	100-96	18-12	3-W	Jordan-28	Oakley-14	Lever-31	17,590*
31	Jan. 9	W	UTAH	113-91	19-12	4-W	Jordan-45	Oakley-15	Malone-25	17,877*
32	Jan. 12	L	BOSTON	97-104	19-13	1-L	Jordan-42	Oakley-11	Bird-38	18,676*
33	Jan. 14	L	@Cleveland	88-91 (OT)	19-14	2-L	Jordan-28	Oakley-17	Daugherty/Harper-16	16,648
34	Jan. 16	W	DETROIT	115-99	20-14	1-W	Jordan-36	Oakley/Jordan-10	Johnson-22	18,676*
35	Jan. 18	W	WASHINGTON	117-103	21-14	2-W	Jordan-33	Oakley-10	King-25	17,767*
36	Jan. 19	L	@Atlanta	94-106	21-15	1-L	Jordan-38	Corzine-11	Wilkins-41	16,451
37	Jan. 22	W	PHOENIX	119-108	22-15	1-W	Jordan-42	Oakley-15	Johnson-23	17,725*
38	Jan. 23	W	GOLDEN STATE	121-94	23-15	2-W	Jordan-36	Corzine-11	Higgins/Teague-14	17,856*
39	Jan. 26	L	@Indiana	93-97	23-16	1-L	Jordan-34	Oakley-14	Person-19	14,916
40	Jan. 27	W	@Philadelphia	119-109 (OT)	24-16	1-W	Jordan-37	Oakley-10	Barkley-24	16,178
41	Jan. 29	W	NEW JERSEY	120-93	25-16	2-W	Jordan-32	Brown-8	Williams-21	17,616*
42	Jan. 30	W	NEW YORK	97-95 (OT)	26-16	3-W	Jordan-28	Oakley-13	Ewing-18	18,317*
43	Feb. 1	L	@Sacramento	95-97	26-17	1-L	Jordan-37	Oakley-11	Theus-28	10,333
44	Feb. 2	L	@L.A. Lakers	101-110	26-18	2-L	Jordan-39	Grant-8	Johnson-25	17,505
45	Feb. 4	W	@Phoenix	113-101	27-18	1-W	Jordan-37	Grant-7	Nance-21	14,471
46	Feb. 9	L	DETROIT	74-89	27-19	1-L	Jordan-20	Oakley-13	Laimbeer-17	17,846*
47	Feb. 10	L	@New Jersey	84-93	27-20	2-L	Jordan-34	Oakley-17	Hinson-18	16,567
48	Feb. 12	W	@Milwaukee	95-93	28-20	1-W	Jordan-27	Oakley-14	Cummings-23	11,052
49	Feb. 13	L	@Detroit	73-82	28-21	1-L	Jordan-27	Oakley-10	Rodman-15	40,369
50	Feb. 15	W	ATLANTA	126-107	29-21	1-W	Jordan-32	Jordan-13	Wilkins-25	17,704*
51	Feb. 19	W	SACRAMENTO	111-90	30-21	2-W	Jordan-49	Oakley-13	Kleine-15	17,822*
52	Feb. 21	L	@Cleveland	111-113	30-22	1-L	Jordan-46	Corzine-9	Daugherty-29	20,089
53	Feb. 23	W	SEATTLE	104-97 (OT)	31-22	1-W	Jordan-30	Oakley-12	Ellis-34	17,648*
54	Feb. 26	L	PORTLAND	96-104	31-23	1-L	Jordan-52	Brown/Jordan-8	Drexler-42	17,744*
55	Feb. 27	L	MILWAUKEE	91-94	31-24	2-L	Jordan-38	Oakley-12	Cummings-27	18,243*
56	Feb. 29	L	@Philadelphia	101-102	31-25	3-L	Jordan-35	Oakley-14	Barkley-26	14,038
57	Mar. 3	W	PHILADELPHIA	97-93	32-25	1-W	Jordan-36	Grant-11	Barkley-32	17,650*
58	Mar. 5	W	L.A. CLIPPERS	100-76	33-25	2-W	Jordan-21	Corzine-12	Woodson-21	18,025*
59	Mar. 7	L	@New York	98-110	33-26	1-L	Jordan-38	Jordan-10	Jackson-33	19,591
60	Mar. 10	W	L.A. LAKERS	128-107	34-26	1-W	Jordan-38	Oakley/Grant-11	Worthy-21	18,676*
61	Mar. 12	W	SAN ANTONIO	112-92	35-26	2-W	Jordan-28	Oakley-14	Berry-29	18,389
62	Mar. 15	W	CLEVELAND	108-89	36-26	3-W	Jordan-38	Oakley-14	Harper-20	17,752*
63	Mar. 16	L	@Washington	103-106	36-27	1-L	Jordan-25	Oakley-9	Williams/J. Malone-28	16,515
64	Mar. 18	W	BOSTON	113-103	37-27	1-W	Jordan-50	Oakley-12	Nichols-33	18,676*
65	Mar. 20	L	@Boston	107-137	37-28	1-L	Jordan-26	Oakley-9	Bird-33	14,890
66	Mar. 23	W	@Philadelphia	118-102	38-28	1-W	Jordan-49	Oakley-19	Barkley/Robinson-23	13,401
67	Mar. 25	W	@Cleveland	111-110 (OT)	39-28	2-W	Jordan-39	Oakley-19	Nance-29	19,876
68	Mar. 26	W	INDIANA	109-100	40-28	3-W	Jordan-38	Oakley-17	Person-31	18,676*
69	Mar. 29	L	@Seattle	103-106	40-29	1-L	Jordan-26	Oakley-13	Chambers-34	14,850
70	Mar. 30	W	@L.A. Clippers	111-94	41-29	1-W	Jordan-36	Oakley-17	Norman/Woodson-16	15,167
71	Apr. 1	W	@Portland	116-101	42-29	2-W	Jordan-38	Corzine-14	Duckworth-32	12,666
72	Apr. 3	W	@Detroit	112-110	43-29	3-W	Jordan-59	Corzine-12	Thomas-24	23,712
73	Apr. 5	W	WASHINGTON	94-105	43-30	1-L	Jordan-29	Oakley-8	Williams-23	17,773*
74	Apr. 6	W	@Milwaukee	119-110	44-30	1-W	Jordan-37	Oakley-12	Pierce-19	11,052
75	Apr. 8	W	NEW YORK	131-122	45-30	2-W	Jordan-40	Oakley-10	Ewing-42	18,001*
76	Apr. 14	W	@Indiana	116-110	46-30	3-W	Jordan-35	Grant-13	Tisdale-30	14,750
77	Apr. 15	W	@New Jersey	100-99	47-30	4-W	Jordan-28	Oakley-21	McCormick-23	20,039
78	Apr. 17	W	MILWAUKEE	105-97	48-30	5-W	Jordan-44	Oakley-14	Cummings-27	18,551*
79	Apr. 19	W	@New York	121-118	49-30	6-W	Jordan-47	Oakley-17	Ewing/Wilkins-26	19,591
80	Apr. 21	L	@Boston	119-126	49-31	1-L	Jordan-39	Oakley-17	Bird-44	14,890
81	Apr. 22	L	CLEVELAND	103-107	49-32	2-L	Jordan/Oakley-26	Oakley-35	Pierce-26	17,726*
82	Apr. 24	W	BOSTON	115-108	50-32	1-W	Jordan-46	Oakley-21	Ainge-20	18,630*



LEFT TO RIGHT: (front row): Scottie Pippen, Rory Sparrow, Sedale Threatt, Michael Jordan, John Paxson. (middle row): Trainer Mark Pfeil, Assistant Coach Johnny Bach, Vice President-Basketball Operations Jerry Krause, Head Coach Doug Collins, Assistant Coach Phil Jackson, Assistant Coach Tex Winter, Assistant VP/Basketball Operations Billy McKinney. (back row): Horace Grant, Granville Waiters, Brad Sellers, Dave Corzine, Mike Brown, Charles Oakley.

DRAFT: First round, Olden Polynice (Virginia) and Horace Grant (Clemson); second round, Rickie Winslow (Houston) and Tony White (Tennessee). Polynice's draft rights, a 1988 or 1989 draft choice and the option to exchange 1989 first-round draft choices were traded to Seattle for draft rights to Scottie Pippen.

RECORD: 50-32 (SECOND PLACE)

REGULAR SEASON: Bulls achieved their best record since 1973-74 (54-28) ... Doug Collins was named November's NBA Coach of the Month.

PLAYOFFS: Qualified for the fourth straight season ... defeated Cleveland 3-2 in the first round to advance to the second round for the first time since 1980-81 ... lost to the Detroit Pistons 1-4 in Eastern Conference Semifinals.

HONORS: Jerry Krause named Executive of the Year ... Jordan captured second consecutive scoring title with a 35.0 average and led the league in steals with 3.15 per game ... Jordan named MVP, Defensive Player of the Year, All-NBA First Team, All-Defensive First Team, All-Star Game MVP, Slam Dunk Champion ... Charles Oakley grabbed more rebounds than any other player in the league for the second straight season with 1,066 ... Bulls' home sellout streak, which began 11/20/87 vs. Atlanta, reached 42 games (includes regular season and playoffs - 37 and 5, respectively).

1988/89 CHICAGO BULLS

GAME	DATE	W-L	OPPONENT	SCORE BULLS-OPP.	TOTAL RECORD	SK	BULLS HL SCORER	BULLS HL REBOUNDER	OPPONENT HL SCORER	GAME ATTN.
1	Nov. 4	L	DETROIT	94-107	0-1	1-L	Jordan-28	Cartwright-10	Dantley-22	18,420*
2	Nov. 5	W	@Washington	111-98	1-1	1-W	Jordan-29	Grant-16	King-21	17,235
3	Nov. 8	L	@New York	117-126	1-2	1-L	Jordan-31	Grant-9	Newman-35	19,581
4	Nov. 9	W	@Boston	110-104	2-2	1-W	Jordan-52	Grant-11	McHale-29	14,890
5	Nov. 11	W	NEW JERSEY	97-85	3-2	2-W	Jordan-36	Grant/Cartwright-10	Berry-21	17,901*
6	Nov. 12	L	@New Jersey	91-97	3-3	1-L	Jordan-42	Jordan-7	McGee-19	17,082
7	Nov. 15	W	PHILADELPHIA	120-107	4-3	1-W	Jordan-33	Grant-15	Robinson/Gminski-18	17,498*
8	Nov. 16	L	@Philadelphia	110-123	4-4	1-L	Jordan-52	Jordan-9	Barkley-42	14,185
9	Nov. 18	W	ATLANTA	115-112 (OT)	5-4	1-W	Jordan-34	Cartwright-10	Wilkins-39	18,503*
10	Nov. 22	W	@Sacramento	114-99	6-4	2-W	Jordan-32	Jordan-11	Thompson-18	16,517
11	Nov. 23	L	@LA Clippers	97-105	6-5	1-L	Jordan-26	Jordan-12	Benjamin-26	15,352
12	Nov. 26	L	@Denver	123-128	6-6	2-L	Jordan-52	Grant-12	English-29	17,022
13	Nov. 29	L	@Golden State	99-109	6-7	3-L	Sellers-32	Grant/Jordan-10	Mullin-29	15,025
14	Nov. 30	L	@Utah	93-107	6-8	4-L	Jordan-33	Griffith-32	Griffith-32	12,444
15	Dec. 3	W	@Dallas	103-100	7-8	1-W	Jordan-39	Jordan-11	Aguirre-23	17,007
16	Dec. 6	W	BOSTON	105-100	8-8	2-W	Jordan-38	Jordan-9	Lewis-33	18,008*
17	Dec. 7	L	@Detroit	89-102	8-9	1-L	Vincent-20	Grant-9	Dantley-31	21,454
18	Dec. 9	W	MILWAUKEE	118-100	9-9	1-W	Jordan-35	Cummings-28	Williams-28	17,592*
19	Dec. 10	W	MIAMI	111-88	10-9	2-W	Jordan-38	Jordan-11	Long-14	17,615*
20	Dec. 13	L	ATLANTA	88-106	10-10	1-L	Jordan-28	Jordan-14	Wilkins-30	17,498*
21	Dec. 16	W	INDIANA	100-93	11-10	1-W	Jordan-28	Cartwright/Jordan-7	Miller-22	17,488*
22	Dec. 17	W	@Milwaukee	112-93	12-10	2-W	Jordan-36	Cummings-21	Cummings-21	18,633
23	Dec. 20	W	LA LAKERS	116-103	13-10	3-W	Jordan-42	Cartwright-17	Johnson-31	18,676*
24	Dec. 23	L	@Charlotte	101-103	13-11	1-L	Jordan-33	Cartwright-12	Trippucka-30	23,388
25	Dec. 27	L	CLEVELAND	96-107	13-12	2-L	Jordan-43	Jordan-12	Nance-18	18,676*
26	Dec. 29	W	NEW YORK	106-108	14-12	1-W	Jordan-37	Grant-12	Ewing-23	18,676*
27	Dec. 30	W	@Indiana	101-95	15-12	2-W	Jordan-31	Grant-11	Person-18	16,912
28	Jan. 3	W	LA CLIPPERS	128-121 (OT)	16-12	3-W	Jordan-41	Jordan/Pippen-10	Daley-33	17,658*
29	Jan. 5	L	@Cleveland	98-103	16-13	1-L	Jordan-31	Nance-24	Jordan-11	19,780
30	Jan. 6	L	UTAH	92-106	16-14	2-L	Jordan-27	Grant-15	Bailey-33	18,111*
31	Jan. 10	W	@Atlanta	104-101	17-14	1-W	Jordan-48	Jordan-10	Wilkins-28	16,371
32	Jan. 11	W	@Charlotte	106-101	18-14	2-W	Jordan/Pippen-24	Pippen-9	Chapman-25	23,388
33	Jan. 13	W	DENVER	104-99	19-14	3-W	Jordan-38	Cartwright-13	English-34	17,889*
34	Jan. 15	W	BOSTON	110-104	20-14	4-W	Jordan-42	Grant-12	Lewis-32	18,676*
35	Jan. 17	W	INDIANA	103-96	21-14	5-W	Paxson-24	Grant-15	Person-29	17,475*
36	Jan. 19	W	@Miami	112-108	22-14	6-W	Jordan-34	Cartwright/Corzine-7	Sparrow-27	15,008
37	Jan. 21	L	PHOENIX	107-116	22-15	1-L	Jordan-53	Jordan-14	Chambers-29	18,581*
38	Jan. 24	W	DALLAS	109-91	23-15	1-W	Jordan-24	Cartwright/Grant-10	Aguirre/Blackman-22	17,568*
39	Jan. 25	L	@Philadelphia	108-120	23-16	1-L	Jordan-33	Grant-7	Barkley-34	18,168
40	Jan. 27	W	WASHINGTON	117-106	24-16	1-W	Jordan-33	Jordan-11	Williams-18	17,817*
41	Jan. 31	L	DETROIT	98-104 (OT)	24-17	1-L	Jordan-21	Grant-18	Thomas-34	18,288*
42	Feb. 2	W	SACRAMENTO	109-98	25-17	1-W	Jordan-40	Grant-18	K. Smith/Berry-18	17,346*
43	Feb. 3	L	@Houston	98-105	25-18	1-L	Jordan-29	Pippen-8	Olaajun-20	16,611
44	Feb. 5	L	@Detroit	102-113	25-19	2-L	Jordan-28	Jrini/Grant/Pippen-6	Johnson-27	21,454
45	Feb. 7	W	CHARLOTTE	118-93	26-19	1-W	Jordan-32	Grant-12	Trippucka-27	17,895*
46	Feb. 9	W	@San Antonio	108-103	27-19	2-W	Jordan-23	Cartwright-7	Bkaski/W. Anderson/Maxwell-18	15,861
47	Feb. 14	L	ATLANTA	98-106	27-20	1-L	Jordan-32	Grant-8	Wilkins-36	17,912
48	Feb. 16	W	MILWAUKEE	117-116	28-20	1-W	Jordan-50	Cartwright/Jordan-8	Skima-26	17,679*
49	Feb. 19	W	@Milwaukee	108-106	29-20	2-W	Jordan-23	Pippen-12	Cummings-27	16,633
50	Feb. 20	W	PORTLAND	102-98	30-20	3-W	Pippen-11	Pippen-12	Bowie-19	17,639*
51	Feb. 22	W	@Charlotte	130-102	31-20	4-W	Jordan-24	Grant-10	Chapman-22	23,388
52	Feb. 24	W	HOUSTON	106-97	32-20	5-W	Jordan-33	Pippen-13	Thorne-25	18,548*
53	Feb. 25	L	@Atlanta	95-125	32-21	1-L	Jordan-18	Cartwright/Jordan-5	Malone/Rivers-22	16,371
54	Feb. 28	W	SAN ANTONIO	121-102	33-21	1-W	Jordan-24	Corzine-7	W. Anderson-22	17,416*
55	Mar. 3	W	MILWAUKEE	102-96	34-21	2-W	Jordan-28	Jordan/Vincent-8	Cummings-20	18,244*
56	Mar. 4	L	@New York	104-122	34-22	1-L	Jordan-28	Grant-11	Newman-28	19,591
57	Mar. 7	L	PHILADELPHIA	88-90	34-23	2-L	Jordan-34	Jordan-11	Brooks-15	17,709*
58	Mar. 8	L	@Boston	95-104	34-24	3-L	Pippen-16	Davis-10	Lewis-22	14,990
59	Mar. 11	W	SEATTLE	105-88	35-24	1-W	Cartwright-20	Grant-10	Ellis-28	18,291*
60	Mar. 13	W	INDIANA	122-90	36-24	2-W	Jordan-21	Jordan-14	Smith-25	17,444*
61	Mar. 15	L	@Cleveland	91-115	36-25	1-L	Jordan-28	Pippen-9	Price-21	20,018
62	Mar. 17	W	NEW YORK	129-124	37-25	1-W	Jordan-33	Cartwright/Grant-6	G. Wilkins-29	18,446*
63	Mar. 18	L	@Indiana	103-114	37-26	1-L	Jordan-28	Grant-10	Person-30	16,912
64	Mar. 21	W	@LA Lakers	104-103	38-26	1-W	Hodges/Jrini/Pippen-21	Jordan-8	Johnson-20	17,505*
65	Mar. 22	W	@Phoenix	112-111	39-26	2-W	Jordan-32	Grant/Jordan-10	Chambers-31	14,471
66	Mar. 24	W	@Portland	128-113	40-26	3-W	Jordan-34	Pippen-15	Drexler-27	12,880
67	Mar. 25	W	@Seattle	111-110	41-26	4-W	Pippen-31	Jordan-12	Ellis-30	14,810
68	Mar. 28	W	GOLDEN STATE	115-106	42-26	5-W	Jordan-33	Cartwright-15	Mullin-27	18,013*
69	Mar. 29	W	@Milwaukee	106-102	43-26	6-W	Jordan-32	Grant-13	Cummings-24	18,633
70	Mar. 31	L	CLEVELAND	108-109	43-27	1-L	Jordan-37	Jordan-10	Price-25	18,676*
71	Apr. 2	W	NEW JERSEY	106-95	44-27	1-W	Jordan-27	Jordan-14	Morris-18	17,547*
72	Apr. 4	W	CHARLOTTE	121-101	45-27	2-W	Jordan-33	Jordan-10	Chapman-21	17,578*
73	Apr. 6	L	@Detroit	108-115	45-28	1-L	Jordan-31	Jordan-13	Dumars-20	21,454
74	Apr. 7	L	DETROIT	112-114 (OT)	45-29	2-L	Jordan-40	Corzine/Grant-9	Johnson-30	18,676*
75	Apr. 9	L	@Atlanta	100-108	45-30	3-L	Jordan-40	Jordan-10	Malone-21	16,371
76	Apr. 13	L	@Indiana	105-109	45-31	4-L	Jordan-47	Miller-25	Miller-25	15,326
77	Apr. 14	L	@New Jersey	111-123	45-32	5-L	Jordan-29	Jordan-10	McGee-25	20,049
78	Apr. 16	L	@Cleveland	92-111	45-33	6-L	Jordan-22	Davis-12	Nance-26	19,901
79	Apr. 17	W	NEW YORK	104-100	46-33	1-W	Jordan-34	Jordan-11	Jackson-24	17,917*
80	Apr. 20	L	@Washington	98-100	46-34	1-L	Jordan-30	Cartwright-10	Eckles-28	17,921
81	Apr. 21	W	WASHINGTON	115-113	47-34	1-W	Jordan-34	Jordan-14	Caldwell-21	18,009*
82	Apr. 23	L	CLEVELAND	84-90	47-35	1-L	Jordan-25	Cartwright-10	Williams/Keys-19	17,688*

* home sellout



LEFT TO RIGHT: (front row): Horace Grant, Dave Corzine, Brad Sellers, Bill Cartwright, Will Perdue, Jack Haley, (middle row): Sam Vincent, Charles Davis, Michael Jordan, Scottie Pippen, Craig Hodges, John Paxson, (back row): Vice President/Basketball Operations Jerry Krause, Assistant Coach Tex Winter, Assistant Coach Phil Jackson, Head Coach Doug Collins, Scout Jim Stack, Assistant Coach Johnny Bach, Trainer Mark Pfeil.

DRAFT: First round, Will Perdue (Vanderbilt).

RECORD: 47-35 (FIFTH PLACE)

REGULAR SEASON: Started the season with seven new players on the roster ... Scottie Pippen began the season on the injured list after having back surgery ... on 12/14/88 Bulls traded Ed Nealy and a 1989 second-round draft pick for Craig Hodges ... Doug Collins became the Bulls' second-winningest coach ... Michael Jordan scored his 10,000th career point (01/25/89).

PLAYOFFS: Qualified for the fifth straight season ... defeated Cleveland 3-2 in the first round ... defeated New York 4-2 in Eastern Conference Semifinals ... advanced to Conference Finals for the third time in the team's history ... eliminated 2-4 by Detroit.

HONORS: Michael Jordan captured his third straight NBA scoring title with a 32.5 average ... Jordan was named to the All-NBA First Team, All-Defensive First Team; also named Schick Pivotal Player of the Year and Sporting News Player of the Year ... Jordan was a member of the All-Star Team for the fifth straight year ... Craig Hodges participated in the Three-Point Shootout competition at All-Star Weekend and finished second in the event ... Bulls' home sellout streak reached 91 games (includes regular season and playoffs - 78 and 13, respectively).

1989/90 CHICAGO BULLS

HISTORY

GAME	DATE	W-L	OPPONENT	SCORE BULLS-OPP.	TOTAL RECORD	SK	BULLS H. SCORER	BULLS H. REBOUNDER	OPPONENT H. SCORER	GAME ATTEH.
1	Nov. 3	W	CLEVELAND	124-119 (OT)	1-0	1-W	Jordan-54	Cartwright-15	Harper-36	18,676 *
2	Nov. 4	L	BOSTON	100-102	1-1	1-L	Pippen-28	Grant-10	Bird-27	18,676 *
3	Nov. 7	W	DETROIT	117-114	2-1	1-W	Jordan-40	Cartwright-12	Dumars-23	18,676 *
4	Nov. 8	W	@Minnesota	96-94	3-1	2-W	Jordan-45	King-14	Campbell-31	35,427
5	Nov. 10	L	@New Jersey	107-117	3-2	1-L	Jordan-26	Grant/Pippen-8	Morris-26	20,049
6	Nov. 11	W	SEATTLE	109-102	4-2	1-W	Jordan-25	Pippen-9	Ellis-30	18,676 *
7	Nov. 14	W	@Sacramento	96-94	5-2	2-W	Jordan-27	Jrdn/Gnt/Crtwt-13	Smith-22	17,014
8	Nov. 15	L	@Utah	107-108	5-3	1-L	Jordan-40	Grant-13	Malone-29	12,616
9	Nov. 18	L	@Seattle	110-119	5-4	2-L	Jordan-32	Cartwright-11	McDaniel-36	14,708
10	Nov. 21	L	@Portland	110-121	5-5	3-L	Cartwright-24	Pippen-13	Duckworth-24	12,894
11	Nov. 22	W	@Phoenix	95-90	6-5	1-W	Jordan-34	Grant-12	E. Johnson-25	14,487
12	Nov. 25	W	@Golden State	104-91	7-5	2-W	Jordan-29	Jordan-14	Richmond-23	15,025
13	Nov. 26	L	@LA Clippers	96-120	7-6	1-L	Jordan-26	Jordan-7	Harper-36	15,350
14	Nov. 28	W	ATLANTA	113-98	8-6	1-W	Pippen-24	Pippen-13	Wilkins-29	18,676 *
15	Dec. 2	W	@Miami	104-107	9-6	2-W	Jordan-36	Grant/Pippen-10	Long-21	15,008
16	Dec. 5	W	DENVER	119-99	10-6	3-W	Jordan-35	Jordan-17	Adams-19	18,040 *
17	Dec. 8	L	@Indiana	104-106	10-7	1-L	Jordan-36	Jordan-9	Miller/Schrempf-22	16,912
18	Dec. 9	W	PHILADELPHIA	125-105	11-7	1-W	Jordan-29	Jordan/Pippen-9	Smith-19	18,655 *
19	Dec. 12	W	DALLAS	105-97	12-7	2-W	Jordan-41	Grant/Cartwright-13	Blackman-16	17,611 *
20	Dec. 14	W	ORLANDO	124-113	13-7	3-W	Jordan-38	Grant-8	Thues-19	17,621 *
21	Dec. 16	W	CHARLOTTE	115-104	14-7	4-W	Jordan-33	Grant-12	Chapman-23	17,930 *
22	Dec. 19	W	LA LAKERS	93-83	15-7	5-W	Jordan-37	Pippen-12	Worthy-19	18,676 *
23	Dec. 20	L	@Orlando	109-110	15-8	1-L	Jordan-52	Grant-10	Smith-28	15,077
24	Dec. 22	W	@Atlanta	125-113	16-8	1-W	Jordan-29	Pippen-9	Wilkins-34	16,371
25	Dec. 23	L	@Philadelphia	104-131	16-9	1-L	Armstrong-20	Crtwt/Kng/Smtrs-7	Barkley-39	18,169
26	Dec. 26	W	MINNESOTA	112-99	17-9	1-W	Jordan-28	Grant-8	Campbell-20	18,676 *
27	Dec. 29	W	SAN ANTONIO	101-97	18-9	2-W	Jordan-34	Grant-9	Cummings-26	18,676 *
28	Dec. 30	W	@Washington	117-112 (OT)	19-9	3-W	Jordan/Pippen-28	Pippen-12	Malone-29	16,756
29	Jan. 3	W	@Cleveland	93-87	20-9	4-W	Grant-10	Grant-10	Brown-17	19,938
30	Jan. 5	W	ORLANDO	127-116	21-9	5-W	Jordan-43	Grant-9	Catledge-27	18,676 *
31	Jan. 6	L	@Milwaukee	111-118	21-10	1-L	Jordan-35	Pipn/Jrdn/Gmt-9	Sikma-21	18,633
32	Jan. 9	L	@Detroit	90-100	21-11	2-L	Pippen-17	Grant-10	Dumars-29	21,454
33	Jan. 10	L	@Indiana	113-120	21-12	3-L	Jordan-35	Grant/Pippen-12	Miller-44	16,912
34	Jan. 12	W	@Charlotte	107-95	22-12	1-W	Jordan-45	Pippen/Cartwright-8	Gilliam-26	23,801
35	Jan. 13	W	LA CLIPPERS	117-111	23-12	2-W	Jordan-28	Pippen-11	Wolf/Grant-17	18,676 *
36	Jan. 15	L	@New York	106-109	23-13	1-L	Jordan-26	Cartwright-12	Ewing-33	18,212
37	Jan. 18	W	GOLDEN STATE	132-107	24-13	1-W	Jordan-44	Jordan-12	Marcionis-27	18,676 *
38	Jan. 19	W	@Atlanta	92-84	25-13	2-W	Jordan-36	Jordan-9	Wilkins-26	16,371
39	Jan. 21	W	NEW YORK	117-109	26-13	3-W	Jordan-42	Jordan-10	Wilkins-21	18,676 *
40	Jan. 23	L	DETROIT	95-107	26-14	1-L	Jordan-32	Pippen-7	Thomas-26	18,676 *
41	Jan. 26	L	@Philadelphia	109-120	26-15	2-L	Jordan-31	Grant-9	Barkley-37	18,169
42	Jan. 27	W	NEW JERSEY	120-117	27-15	1-W	Jordan-39	Jordan/Pippen-7	Morris-29	18,676 *
43	Jan. 29	W	ATLANTA	121-111	28-15	2-W	Pippen-20	Grant-8	Levingston-19	18,478 *
44	Feb. 1	L	@Houston	112-139	28-16	1-L	Jordan-35	Grant-10	Thorne-30	16,611
45	Feb. 3	L	@San Antonio	111-112	28-17	2-L	Jordan-44	Grant-12	Robinson-33	15,910
46	Feb. 7	L	@LA Lakers	103-121	28-18	3-L	Jordan-32	Grant-18	Worthy-30	17,505
47	Feb. 8	L	@Denver	98-123	28-19	4-L	Grant-16	King-10	English-24	17,022
48	Feb. 13	W	@Miami	107-95	29-19	1-W	Jordan-26	Cartwright-11	Seikaly-40	15,008
49	Feb. 14	L	@Orlando	129-135 (OT)	29-20	1-L	Jordan-49	Cartwright-9	Catledge-34	15,077
50	Feb. 16	W	MIAMI	119-105	30-20	1-W	Jordan-26	King-10	Thompson-20	18,097 *
51	Feb. 18	W	@Milwaukee	111-98	31-20	2-W	Jordan-39	Grant/Pippen-11	Anderson-16	18,633
52	Feb. 19	W	HOUSTON	107-102	32-20	3-W	Jordan-30	Grant-11	Olajuwon-32	18,025 *
53	Feb. 23	W	PORTLAND	113-102	33-20	4-W	Jordan-35	Jordan/Nealy-10	Kersey-20	18,543 *
54	Feb. 25	W	@New Jersey	107-106 (OT)	34-20	5-W	Jordan-32	Grant/Pippen-10	Bowie-22	20,049
55	Feb. 27	W	MILWAUKEE	106-96	35-20	6-W	Jordan-43	Pippen-8	Pierce-36	18,050 *
56	Mar. 2	W	NEW JERSEY	112-91	36-20	7-W	Jordan/Pippen-23	Grant/King-10	Bowie/Hapson-18	18,077 *
57	Mar. 4	W	@Boston	118-114	37-20	8-W	Jordan-36	Grant-13	Bird-39	14,890
58	Mar. 6	W	@Milwaukee	114-105	38-20	9-W	Jordan-35	Pippen-12	Robertson-33	18,633
59	Mar. 8	L	UTAH	94-99	38-21	1-L	Jordan-43	Jordan-7	Malone-27	18,332 *
60	Mar. 10	W	INDIANA	117-105	39-21	1-W	Jordan-45	Grant-8	Miller-30	18,676 *
61	Mar. 13	W	@New York	111-108	40-21	2-W	Jordan-34	Jordan-9	Ewing-29	18,212
62	Mar. 16	L	DETROIT	81-106	40-22	1-L	Jordan-32	Jordan-9	Edwards-21	18,676 *
63	Mar. 17	W	PHILADELPHIA	114-109	41-22	1-W	Jordan-20	Grant/Jordan-8	Anderson-30	18,676 *
64	Mar. 20	W	WASHINGTON	122-97	42-22	2-W	Pippen/King-24	Pippen-9	Eackles-31	18,373 *
65	Mar. 21	W	@Atlanta	99-89	43-22	4-W	Jordan-27	Pippen-9	Wilkins-36	16,371
66	Mar. 23	W	CLEVELAND	102-95	44-22	1-W	Jordan-41	Grant-10	Price-25	18,584 *
67	Mar. 24	L	SACRAMENTO	113-116	44-23	1-L	Jordan-28	Cartwright-7	Carr-32	18,344 *
68	Mar. 26	W	PHOENIX	121-92	45-23	1-W	Jordan-28	Jordan-12	Chambers-20	17,884 *
69	Mar. 28	W	@Cleveland	117-113 (OT)	46-23	2-W	Jordan-69	Jordan-18	Price-31	20,273
70	Mar. 30	W	NEW YORK	107-106 (OT)	47-23	3-W	Jordan-49	Grant/Jordan-12	Ewing-25	18,676 *
71	Apr. 1	W	MIAMI	111-103	48-23	4-W	Jordan-47	Grant/Pippen-10	Douglas-27	18,263 *
72	Apr. 3	W	INDIANA	109-102	49-23	5-W	Jordan-29	Grant-8	Miller-26	17,763 *
73	Apr. 5	W	ORLANDO	111-104	50-23	6-W	Jordan-38	Grant-11	Smith-21	17,843 *
74	Apr. 7	W	@Dallas	109-109	51-23	7-W	Jordan-43	Grant-10	Harper-28	17,007
75	Apr. 11	W	CLEVELAND	107-90	52-23	8-W	Jordan-22	King-9	Bennett/Dougherty-17	18,139 *
76	Apr. 13	W	MILWAUKEE	116-100	53-23	9-W	Jordan-26	Pippen-9	Pierce-22	18,676 *
77	Apr. 14	L	@Washington	103-113	53-24	1-L	Jordan-21	Grant-12	King-30	16,756
78	Apr. 16	L	@Indiana	102-111	53-25	2-L	Jordan-23	Jordan-7	Person-32	16,912
79	Apr. 17	W	BOSTON	111-105	54-24	1-W	Jordan-35	Grant-12	McHale-28	18,676 *
80	Apr. 19	W	WASHINGTON	120-117	55-25	2-W	Jordan-32	Grant-11	Malone-33	18,402 *
81	Apr. 20	L	@Boston	116-120	55-26	1-L	Jordan-45	Jordan-8	Lewis-28	14,890
82	Apr. 22	L	@Detroit	106-111	55-27	2-L	Jordan-22	Jordan-10	Thomas-18	21,454

* home sellout



LEFT TO RIGHT: (front row): John Paxson, Stacey King, Bill Cartwright, Scottie Pippen, Michael Jordan. (middle row): Strength and Conditioning Consultant Al Vermeil, B.J. Armstrong, Ed Nealy, Jeff Sanders, Will Perdue, Charles Davis, Craig Hodges. (back row): Vice President/Basketball Operations Jerry Krause, Scout Clarence Gaines, Jr., Assistant Coach Tex Winter, Assistant Coach Jim Cleamons, Head Coach Phil Jackson, Assistant Coach Johnny Bach, Scout Jim Stack, Trainer Mark Pfeil. Inset: Horace Grant.

DRAFT: First round, Stacey King (Oklahoma), B.J. Armstrong (Iowa) and Jeff Sanders (Georgia Southern).

RECORD: 55-27 (SECOND PLACE)

REGULAR SEASON: Terminated the contract of Head Coach Doug Collins (07/06/89) ... named Phil Jackson head coach (07/10/89) ... had first undefeated preseason in team history at 8-0 ... the team had the second-best record in the league after the All-Star break going 27-8 ... recorded a then best home record in team history at 36-5 ... won a team-record 15 straight home games from 11/07/89 to 01/23/90 ... the team's eight-game road win streak was the best in team history ... Phil Jackson became the Bulls' winningest rookie coach ... the team broke its single-season three-point shooting record (.374).

PLAYOFFS: Qualified for the sixth consecutive season ... defeated Milwaukee 3-1 in the first round ... defeated Philadelphia 4-1 in Eastern Conference Semifinals ... returned to Eastern Conference Finals for the second straight year for a rematch with the eventual World Champion Detroit Pistons ... eliminated 3-4 by Detroit.

HONORS: Michael Jordan named to All-NBA First Team, All-Defensive First Team and was a member of the All-Star Team ... Stacey King was named to the All-Rookie Second Team ... Scottie Pippen was named to the All-Star Team ... Craig Hodges won the Three-Point Shootout during All-Star Weekend ... Jordan also led the NBA in scoring (33.6) for the fourth consecutive season and led the league in steals (2.77) for the second time in his career ... Bulls' home sellout streak reached 140 games (includes regular season and playoffs - 119 and 21, respectively).

1990/91 CHICAGO BULLS

HISTORY

GAME	DATE	W-L	OPPONENT	SCORE BULLS-OPP.	TOTAL RECORD	SK	BULLS HI. SCORER	BULLS HI. REBOUNDER	OPPONENT HI. SCORER	GAME ATTEN.
1	Nov. 2	L	PHILADELPHIA	116-124	0-1	1-L	Jordan-34	Levingston-6	Barkley-37	18,676 *
2	Nov. 3	L	@Washington	102-103	0-2	2-L	Jordan-28	Jordan-10	King-44	18,756
3	Nov. 6	L	BOSTON	108-110	0-3	3-L	Jordan-33	Jordan/Cartwright-8	Bird-24	18,676 *
4	Nov. 7	W	@Minnesota	96-91	1-3	1-W	Jordan/Grant-17	Grant-10	Campbell-26	19,006
5	Nov. 9	W	@Boston	120-100	2-3	2-W	Jordan-41	Levingston-12	McHale-24	14,890
6	Nov. 10	W	CHARLOTTE	105-86	3-3	3-W	Jordan-23	Cartwright-7	Bogues-14	18,676 *
7	Nov. 13	W	@Utah	94-82	4-3	4-W	Jordan-29	Jordan/Grant-11	K. Malone-29	12,616
8	Nov. 15	L	@Golden State	93-103	4-4	1-L	Grant-18	Pippen-9	Mullin-30	15,025
9	Nov. 17	W	@Seattle	116-95	5-4	1-W	Jordan-33	Pippen-10	McDaniel-17	14,892
10	Nov. 18	L	@Portland	112-125	5-5	1-L	Jordan-29	Cartwright-9	Drexler-30	12,894
11	Nov. 21	L	@Phoenix	107-109	5-6	2-L	Jordan-34	Cartwright-12	Hornacek-24	14,487
12	Nov. 23	W	@L.A. Clippers	105-97	6-6	1-W	Paxson-26	Pippen-13	Smith-28	15,350
13	Nov. 24	W	@Denver	151-145	7-6	2-W	Jordan-38	Cartwright-8	Woolridge-29	17,022
14	Nov. 28	W	WASHINGTON	118-94	8-6	3-W	Jordan-24	Cartwright-8	Ellson-17	18,165 *
15	Nov. 30	W	INDIANA	124-95	9-6	4-W	Jordan-37	Grant-9	Fleming-14	18,346 *
16	Dec. 1	W	@Cleveland	120-85	10-6	5-W	Jordan-32	Cartwright-9	Daugherty-16	20,273
17	Dec. 4	W	PHOENIX	155-127	11-6	6-W	Jordan-27	Grant-12	K. Johnson-25	18,094 *
18	Dec. 7	W	NEW YORK	108-98	12-6	7-W	Jordan-33	Grant-13	Ewing-23	18,676 *
19	Dec. 8	L	PORTLAND	101-109	12-7	1-L	Jordan-35	Pippen-14	Drexler-29	18,676 *
20	Dec. 11	L	@Milwaukee	87-99	12-8	2-L	Jordan-31	Grant-9	Humphries-21	18,633
21	Dec. 14	W	L.A. CLIPPERS	128-88	13-8	1-W	Pippen-22	Perdue-9	Martin-22	17,893 *
22	Dec. 15	W	CLEVELAND	118-98	14-8	2-W	Jordan-9	Jordan-9	Brown-19	18,228 *
23	Dec. 18	W	MIAMI	112-103	15-8	3-W	Jordan-39	Jordan-9	Edwards-20	17,877 *
24	Dec. 19	L	@Detroit	84-105	15-9	1-L	Jordan-33	Dumars/Grant-9	Dumars/Thomas-19	21,454
25	Dec. 21	W	L.A. LAKERS	114-103	16-9	1-W	Jordan-33	Jordan-15	Worthy-21	18,676 *
26	Dec. 22	W	INDIANA	128-118	17-9	2-W	Jordan-29	Pippen/Cartwright-10	Persen/Fleming-25	18,281 *
27	Dec. 25	W	DETROIT	99-86	18-9	3-W	Jordan-37	Cartwright-10	Dumars-24	18,676 *
28	Dec. 27	W	GOLDEN STATE	128-113	19-9	4-W	Jordan-42	Jordan-14	Hardaway-29	18,676 *
29	Dec. 29	W	SEATTLE	116-91	20-9	5-W	Jordan-31	Cartwright-13	McKey-22	18,676 *
30	Jan. 3	L	@Houston	92-114	20-10	1-L	Jordan-32	Grant-12	Thorpe-23	16,611
31	Jan. 5	W	CLEVELAND	108-92	21-10	1-W	Jordan-30	Grant-11	James-25	18,676 *
32	Jan. 8	W	NEW JERSEY	111-102	22-10	2-W	Jordan-41	Pippen-12	Coleman/Bowles-15	18,169 *
33	Jan. 9	W	@Philadelphia	107-99	23-10	3-W	Jordan-40	Grant-10	Wilkins-23	18,676 *
34	Jan. 11	W	ATLANTA	99-86	24-10	4-W	Jordan-31	Pip/Cart/Grant-10	Wilkins-23	18,676 *
35	Jan. 12	W	@Charlotte	106-95	25-10	5-W	Jordan-33	Grant/Cartwright-11	Newman-20	23,801
36	Jan. 14	W	MILWAUKEE	110-97	26-10	6-W	Jordan-34	Grant-12	Pierce-26	18,676 *
37	Jan. 16	W	@Orlando	99-88	27-10	7-W	Jordan-29	Anderson-25	Wilkins-34	16,390
38	Jan. 18	L	@Atlanta	105-114	27-11	1-L	Jordan-30	Grant-10	Burton-21	15,008
39	Jan. 21	W	@Miami	117-106	28-11	1-W	Jordan-37	Grant-10	Thurs-25	18,330
40	Jan. 23	L	@New Jersey	95-99	28-12	1-L	Jordan-35	Grant-11	Edwards-16	18,676 *
41	Jan. 25	W	MIAMI	108-97	29-12	1-W	Jordan-26	Levingston-10	Robinson-31	15,908
42	Jan. 31	L	@San Antonio	102-106	29-13	1-L	Jordan-36	Grant-16	Blackman-24	17,007
43	Feb. 1	L	@Dallas	101-90	30-13	1-W	Jordan-31	Pippen-14	Blackman-24	17,007
44	Feb. 3	L	@L.A. Lakers	86-99	30-14	1-L	Pippen-24	Perdue-11	Scott-18	17,505
45	Feb. 4	W	@Sacramento	108-97	31-14	1-W	Jordan-24	Perdue-14	Carr-21	17,014
46	Feb. 7	W	@Detroit	95-93	32-14	2-W	Jordan-30	Jordan-9	Laimbeer-25	21,454
47	Feb. 12	W	ATLANTA	122-113	33-14	3-W	Jordan-32	Grant/King-6	Wilkins-37	18,595 *
48	Feb. 14	W	@New York	102-92	34-14	4-W	Jordan-29	King-9	Vandeweghe-22	19,081
49	Feb. 16	W	NEW JERSEY	99-87	35-14	5-W	Jordan-26	Jordan/Perdue-11	Coleman/Petrovic-17	18,676 *
50	Feb. 18	W	@Cleveland	110-95	36-14	6-W	Jordan-32	Cartwright-7	Daugherty-30	20,273
51	Feb. 19	W	WASHINGTON	118-113	37-14	7-W	Jordan-40	Pippen-13	Eackles-32	17,894 *
52	Feb. 22	W	SACRAMENTO	129-82	38-14	8-W	Jordan-34	Pippen-10	Simmons-33	18,413 *
53	Feb. 23	W	CHARLOTTE	129-108	39-14	9-W	Pippen-43	Grant-17	Gill-20	18,676 *
54	Feb. 26	W	BOSTON	129-99	40-14	10-W	Jordan-39	Jordan/Perdue-8	Bumble/Brown-16	18,676 *
55	Mar. 1	W	DALLAS	104-86	41-14	11-W	Jordan-29	Jordan-11	Blackman-19	18,676 *
56	Mar. 2	L	@Indiana	114-135	41-15	1-L	Jordan-22	Perdue-13	Miller-40	16,530
57	Mar. 5	W	MILWAUKEE	104-86	42-15	1-W	Jordan-30	Pippen-10	Grayer/Elliott-19	18,335 *
58	Mar. 8	W	UTAH	99-89	43-15	2-W	Jordan-37	Cartwright-9	Webb-18	16,371
59	Mar. 10	W	@Atlanta	122-87	44-15	3-W	Jordan-25	Levingston-10	Richardson-18	18,268 *
60	Mar. 12	W	MINNESOTA	131-99	45-15	4-W	Jordan/Grant-20	Grant-12	Scott-19	18,633
61	Mar. 13	W	@Milwaukee	102-101	46-15	5-W	Jordan-39	Grant-11	Scott-19	18,633
62	Mar. 16	W	@Charlotte	105-92	47-15	6-W	Jordan-34	Perdue-12	Newman-15	23,801
63	Mar. 16	W	@Cleveland	102-98	48-15	7-W	Jordan-37	Grant-9	Nance-24	20,273
64	Mar. 18	W	DENVER	121-108	49-15	8-W	Jordan-31	Pippen-11	Woolridge-21	18,163 *
65	Mar. 20	W	ATLANTA	129-107	50-15	9-W	Jordan-22	Grant-10	Wilkins-28	18,439 *
66	Mar. 22	L	@Philadelphia	90-95	50-16	1-L	Jordan-20	Grant-10	Barkley-22	18,168
67	Mar. 23	W	INDIANA	133-119	51-16	1-W	Jordan-39	Perdue-11	Miller-34	18,676 *
68	Mar. 25	L	HOUSTON	90-100	51-17	1-L	Jordan-34	Pippen/Grant-12	K. Smith-25	18,676 *
69	Mar. 28	W	@New Jersey	128-94	52-17	1-W	Jordan-42	Pippen-14	Morris-23	20,049
70	Mar. 29	W	@Washington	112-94	53-17	2-W	Grant/Pippen-22	Grant-13	Williams-27	18,756
71	Mar. 31	L	@Boston	132-135 (TOT)	53-18	1-L	Jordan-37	Grant-18	Bird-34	14,890
72	Apr. 2	W	ORLANDO	106-102	54-18	1-W	Jordan-44	Grant-7	Skiles-25	18,264 *
73	Apr. 4	W	@New York	101-91	55-18	2-W	Jordan-34	Pippen-10	Quinnert-20	19,081
74	Apr. 5	L	SAN ANTONIO	107-110	55-19	1-L	Jordan-39	Grant-10	Elliott-25	18,676 *
75	Apr. 7	L	PHILADELPHIA	111-114 (OT)	55-20	2-L	Jordan-41	Grant-7	Hawkins-31	18,676 *
76	Apr. 9	W	NEW YORK	108-106	56-20	1-W	Jordan-28	Grant-14	Ewing-21	18,676 *
77	Apr. 10	W	@Indiana	101-96	57-20	2-W	Jordan-28	Grant-7	Miller-21	16,530
78	Apr. 12	L	@Detroit	91-95	57-21	1-L	Jordan-40	Pippen-11	Thomas-26	21,454
79	Apr. 15	W	MILWAUKEE	103-94	58-21	1-W	Jordan-46	Grant-11	Brickowski-22	18,117 *
80	Apr. 17	W	@Miami	111-101	59-21	2-W	Jordan-26	Pippen-11	Seikaly-24	15,008
81	Apr. 19	W	@Charlotte	115-99	60-21	3-W	Jordan-41	Grant-11	Curry-17	23,801
82	Apr. 21	W	DETROIT	108-100	61-21	4-W	Pippen-28	Perdue-10	Dumars-22	18,676 *

* home sellout



LEFT TO RIGHT: (front row): Craig Hodges, John Paxson, Horace Grant, Bill Cartwright, Scottie Pippen, Michael Jordan, B.J. Armstrong. (middle row): Trainer Chip Schaefer, Cliff Levingston, Scott Williams, Will Perdue, Stacey King, Dennis Hopson, Vice President-Basketball Operations Jerry Krause. (back row): Assistant Coach Jim Cleamons, Assistant Coach Tex Winter, Head Coach Phil Jackson, Assistant Coach Johnny Bach, Scout Jim Strack, Scout Clarence Gaines, Jr.

DRAFT: Second round, Toni Kukoc (Split, Croatia).

RECORD: 61-21 (FIRST PLACE)

REGULAR SEASON: Finished with a then club record 61 wins ... first time the franchise had a 60-plus win season ... set a team record for most points scored in a regulation game when they defeated Phoenix 155-127 on 12/04/90 ... drew 10,000,000th fan for a home game on 12/14/90 ... held the Cleveland Cavaliers to just five first-quarter points on 12/15/90 ... recorded longest home win streak ever with 26 straight in the Stadium from 12/18/90 to 03/25/91 ... went 11-1 in February for best month in team history.

PLAYOFFS: Won franchise's first NBA title ever, defeating the Los Angeles Lakers 4-1 in the NBA Finals ... defeated New York in the first round, 3-0; won Game 1 by a record 41 points ... defeated Philadelphia 4-1 in Eastern Conference Semifinals ... swept Detroit 4-0 in Eastern Conference Finals to earn first trip ever to NBA Finals.

HONORS: Michael Jordan named NBA Most Valuable Player, NBA Finals Most Valuable Player, All-NBA First Team, All-Defensive First Team and captured fifth straight scoring title ... was a member of 1991 All-Star team ... Scottie Pippen was named to the All-Defensive Second Team ... Craig Hodges won his second consecutive Three-Point Shootout championship at the 1991 All-Star Weekend by hitting 19 straight shots ... Bulls' home sellout streak reached 190 games (includes regular season and playoffs - 160 and 30, respectively).

GAME	DATE	W-L	OPPONENT	SCORE BULLS-OPP.	TOTAL RECORD	SK	BULLS H. SCORER	BULLS H. REBOUNDER	OPPONENT H. SCORER	GAME ATTEN.
1	Nov. 1	W	PHILADELPHIA	110-90	1-0	1-W	Jordan-26	Pippen-8	Barkley-18	18,676 *
2	Nov. 2	L	@Milwaukee	107-109	1-1	1-L	Jordan-46	Grant-11	Robertson-29	18,633
3	Nov. 5	L	GOLDEN STATE	110-118	1-2	2-L	Jordan-40	Pippen-11	Mullin-38	18,136 *
4	Nov. 6	W	@Boston	132-113	2-2	1-W	Jordan-44	Cartwright-10	Bird-30	14,890
5	Nov. 8	W	DALLAS	108-92	3-2	2-W	Jordan-26	Pippen/Grant-10	Harper-15	18,120 *
6	Nov. 9	W	ORLANDO	107-76	4-2	3-W	Jordan-27	Grant-10	Scott-23	18,131 *
7	Nov. 12	W	DETROIT	110-93	5-2	4-W	Jordan-20	Grant-12	Radman-20	18,676 *
8	Nov. 13	W	@Charlotte	117-95	6-2	5-W	Jordan-35	Grant-10	Curry-21	23,698
9	Nov. 15	W	MILWAUKEE	114-101	7-2	6-W	Pippen-23	Grant/Livingston-8	Robertson-21	18,676 *
10	Nov. 20	W	@Golden State	112-108	8-2	7-W	Jordan-35	Grant-14	Maroulionis/Higgins-22	15,025
11	Nov. 22	W	@Seattle	112-109 (OT)	9-2	8-W	Jordan-31	King-7	Pierce-30	38,067
12	Nov. 23	W	@Denver	107-100	10-2	9-W	Jordan-37	Grant-10	Mutombo-22	17,022
13	Nov. 26	W	@L.A. Clippers	116-79	11-2	10-W	Jordan-23	Jordan-10	Polynice-16	15,800
14	Nov. 29	W	@Portland	116-114 (2OT)	12-2	11-W	Jordan-40	Pippen/Grant-11	Drexler-38	12,888
15	Nov. 30	W	@Sacramento	118-102	13-2	12-W	Jordan-30	Grant-15	Richmond-32	17,014
16	Dec. 4	W	CLEVELAND	108-102	14-2	13-W	Pippen-28	Pippen-15	Daugherty-26	18,489 *
17	Dec. 6	W	CHARLOTTE	114-96	15-2	14-W	Jordan-19	Jordan-11	Gill-18	18,237 *
18	Dec. 7	L	@Philadelphia	110-103	15-3	1-L	Jordan-32	Jordan-14	Hawkins-30	18,188
19	Dec. 10	W	SEATTLE	108-103	16-3	1-W	Pippen-23	Grant-13	Pierce-30	18,061 *
20	Dec. 13	W	NEW YORK	99-89	17-3	2-W	Jordan-27	Grant/Jordan-8	Ewing-20	18,676 *
21	Dec. 14	W	@Washington	113-100	18-3	3-W	Jordan-29	Grant-13	English-19	18,756
22	Dec. 17	L	L.A. LAKERS	89-102	18-4	1-L	Jordan-21	Grant-10	Worthy-25	18,676 *
23	Dec. 20	W	@New Jersey	115-96	19-4	1-W	Grant-26	Grant-8	Blaylock-18	20,049
24	Dec. 21	W	ATLANTA	117-103	20-4	2-W	Jordan/Pippen-37	Jordan-9	Wilkins-43	18,676 *
25	Dec. 25	W	BOSTON	121-99	21-4	3-W	Pippen-27	Grant-12	Fox-21	18,676 *
26	Dec. 26	W	@Atlanta	122-111	22-4	4-W	Jordan-34	Grant-18	Wilkins-39	16,425
27	Dec. 28	W	SACRAMENTO	127-118	23-4	5-W	Jordan-33	Pippen-12	Richmond-33	18,676 *
28	Dec. 30	W	@Indiana	109-104	24-4	6-W	Jordan-29	Grant-10	Miller/Schrempf-24	16,530
29	Jan. 3	L	@Milwaukee	108-113	24-5	1-L	Jordan-44	Grant-8	Humphries-29	18,633
30	Jan. 4	W	NEW JERSEY	140-96	25-5	1-W	Jordan-27	Grant-17	Bowie-20	18,676 *
31	Jan. 7	W	WASHINGTON	102-89	26-5	2-W	Jordan-21	Grant-10	Hs. Grant-19	18,236 *
32	Jan. 8	W	@Miami	108-106	27-5	3-W	Jordan-40	Grant-10	Rice-33	15,008
33	Jan. 10	W	UTAH	105-80	28-5	4-W	Jordan-37	Grant-8	K. Malone-17	18,676 *
34	Jan. 11	W	MIAMI	108-89	29-5	5-W	Jordan-30	Grant-18	Rice-22	18,676 *
35	Jan. 14	W	PHILADELPHIA	103-80	30-5	6-W	Jordan-26	Grant-12	Barkley-20	18,338 *
36	Jan. 16	W	@Cleveland	100-95	31-5	7-W	Jordan-35	Grant-12	Battle-20	20,273
37	Jan. 17	W	SAN ANTONIO	102-96	32-5	8-W	Jordan-31	Perdue-14	Robinson-20	18,676 *
38	Jan. 19	W	@Detroit	87-85	33-5	9-W	Jordan-34	Grant-12	Woolridge-18	21,454
39	Jan. 21	W	PHOENIX	108-102	34-5	10-W	Jordan-30	Grant-11	Johnson-18	18,676 *
40	Jan. 22	W	@Charlotte	116-112	35-5	11-W	Jordan-23	Cartwright-10	Johnson-31	23,698
41	Jan. 24	W	DETROIT	117-93	36-5	12-W	Pippen-29	King-7	Dumars-16	18,676 *
42	Jan. 25	W	HOUSTON	114-100	37-5	13-W	Jordan-35	Grant/Pippen-9	Olaajun/Maxwell-17	18,676 *
43	Jan. 28	L	@San Antonio	104-109	37-6	1-L	Jordan-39	Pippen-10	Cummings-30	16,057
44	Jan. 30	L	@Houston	102-105	37-7	2-L	Jordan-22	Grant-12	Olaajun-24	16,611
45	Jan. 31	W	@Dallas	107-92	38-7	1-W	Jordan-25	Jordan-10	Blackman-20	17,502
46	Feb. 2	W	@L.A. Lakers	103-97	39-7	2-W	Jordan-33	Grant-11	Green/Perkins-25	17,505
47	Feb. 3	L	@Utah	123-126 (3OT)	39-8	1-L	Jordan-34	Pipn/Jrdn/Grnt-13	K. Malone-34	19,911
48	Feb. 5	L	@Phoenix	114-126	39-9	2-L	Pippen-26	Grant-16	Hornacek-26	14,49
49	Feb. 11	W	NEW JERSEY	133-113	40-9	1-W	Jordan-34	Grant/Pippen-8	Petrovic-23	18,233 *
50	Feb. 13	W	@New York	106-85	41-9	2-W	Grant-18	Grant-11	Ewing/Mason-14	19,783
51	Feb. 15	W	NEW YORK	99-98	42-9	3-W	Jordan-29	Grant-11	Ewing-30	18,676 *
52	Feb. 17	L	CLEVELAND	112-113	42-10	1-L	Jordan-46	Grant-11	Daugherty-25	18,676 *
53	Feb. 19	W	@Orlando	112-99	43-10	1-W	Jordan-27	Jordan-10	Bowie-19	15,151
54	Feb. 21	W	@Atlanta	103-89	44-10	2-W	Jordan-33	Perdue-13	Willis-26	16,531
55	Feb. 22	W	MINNESOTA	105-90	45-10	3-W	Jordan-30	Grant-17	Campbell-20	18,676 *
56	Feb. 25	L	@Detroit	106-108	45-11	1-L	Pippen-33	Dumars-28	Dumars-28	21,454
57	Feb. 26	W	WASHINGTON	122-103	46-11	1-W	Jordan-26	Pippen/Williams-9	Eackles-19	18,104 *
58	Feb. 28	W	@Milwaukee	109-105	47-11	2-W	Pippen-41	Cartwright-8	Humphries-29	18,633
59	Mar. 1	W	PORTLAND	111-91	48-11	3-W	Jordan-31	Perdue-12	Drexler-26	18,676 *
60	Mar. 3	L	INDIANA	101-103	48-12	1-L	Jordan-27	Grant-9	Miller-23	18,402 *
61	Mar. 5	W	@Minnesota	113-100	49-12	1-W	Jordan-33	Perdue-11	Richardson-22	19,006
62	Mar. 7	W	MIAMI	123-81	50-12	2-W	Jordan-27	Grant-14	Edwards-21	18,487 *
63	Mar. 8	W	@Philadelphia	103-99	51-12	3-W	Jordan-34	Jordan-11	Barkley-29	18,188
64	Mar. 11	W	BOSTON	119-85	52-12	4-W	Jordan-32	Jordan-13	McHale-19	18,676 *
65	Mar. 14	W	@Orlando	112-96	53-12	5-W	Jordan-26	Grant-12	Vincent-20	15,151
66	Mar. 16	W	@Miami	116-100	54-12	6-W	Jordan-37	Pippen-13	Seikaly-21	15,008
67	Mar. 17	W	@New Jersey	90-79	55-12	7-W	Jordan-40	Grant-12	Petrovic-26	20,049
68	Mar. 19	W	@Washington	106-100	56-12	8-W	Jordan-51	Jordan-11	Eackles-29	18,756
69	Mar. 21	L	ORLANDO	108-111	56-13	1-L	Pippen-27	Jordan-15	Cattledge-20	18,676 *
70	Mar. 24	W	DEWEN	116-103	57-13	1-W	Jordan-30	Grant-20	Williams-32	18,382 *
71	Mar. 28	W	CLEVELAND	126-102	58-13	2-W	Jordan-44	Grant-18	Daugherty-20	18,676 *
72	Mar. 31	W	@New York	96-90	59-13	3-W	Jordan-36	Pippen-18	Ewing-31	19,783
73	Apr. 1	W	CHARLOTTE	100-94	60-13	4-W	Jordan-31	Grant-14	Gill-32	18,382 *
74	Apr. 3	W	L.A. CLIPPERS	114-103	61-13	5-W	Pippen-24	Pippen-11	Harper-30	18,676 *
75	Apr. 5	L	@Boston	86-97	61-14	1-L	Jordan-26	Grant-11	Lewis-21	14,890
76	Apr. 7	W	MILWAUKEE	116-101	62-14	1-W	Jordan-30	Pipn/Grnt/Winns-8	Roberts-18	18,676 *
77	Apr. 10	W	@Indiana	108-96	63-14	2-W	Jordan-35	Grant-11	Miller-26	16,530
78	Apr. 11	W	INDIANA	108-106	64-14	3-W	Jordan-23	Grant-7	Schrempf-25	18,676 *
79	Apr. 13	W	ATLANTA	100-93	65-14	4-W	Pippen-16	Williams-11	Ayoun-27	18,676 *
80	Apr. 14	L	@Cleveland	100-115	65-15	1-L	Pippen-24	Pippen-10	Daugherty-21	20,273
81	Apr. 17	W	@Atlanta	121-95	66-15	1-W	Jordan-21	Williams-7	Ayoun-25	16,531
82	Apr. 19	W	DETROIT	103-85	67-15	2-W	Jordan-32	Williams-16	Thomas-28	18,676 *

* home sellout



LEFT TO RIGHT: (front row): Strength & Conditioning Consultant Al Vermeil, B.J. Armstrong, Michael Jordan, Horace Grant, Bill Cartwright, Scottie Pippen, John Paxson, Strength & Conditioning Assistant Erik Helland. (middle row): Trainer Chip Schaefer, Bobby Hansen, Stacey King, Will Perdue, Scott Williams, Cliff Livingston, Craig Hodges, Equipment Manager John Liganowski. (back row): Scout Clarence Gaines, Jr., Assistant Coach Tex Winter, Assistant Coach Johnny Bach, Head Coach Phil Jackson, Assistant Coach Jim Cleamons, Scout Jim Stack, Vice President–Basketball Operations Jerry Krause.

DRAFT: First round, Mark Randall (Kansas).

RECORD: 67-15 (FIRST PLACE)

REGULAR SEASON: Won a then-team-record 67 games overall ... won a then-team-record 31 road games ... tied franchise-best home record with 36-5 ... won a then-team-record 14 straight games from 11/06/91 to 12/07/91 ... tied eight-game road win streak team record originally set in 1989-90 (11/06 to 11/30) ... finished with the league's best field goal percentage (.508).

PLAYOFFS: Won franchise's second straight NBA title defeating Portland 4-2 in the Finals ... swept Miami 3-0 in the first round ... defeated New York 4-3 in Eastern Conference Semifinals ... beat Cleveland 4-2 in Eastern Conference Finals.

HONORS: Michael Jordan was named the NBA Most Valuable Player, NBA Finals Most Valuable Player, All-NBA First Team, All-Defensive First Team, captured his sixth straight scoring title and started for the 1992 East All-Stars ... Scottie Pippen started for the 1992 NBA East All-Stars ... Pippen was also named to All-Defensive First Team and All-NBA Second Team ... Jordan and Pippen named to 1992 Olympic basketball team ... Craig Hodges won his third straight Three-Point Shootout contest at All-Star Weekend ... Bulls' home sellout streak reached 243 games (includes regular season and playoffs - 201 and 42, respectively).

1992/93 CHICAGO BULLS

GAME	DATE	W-L	OPPONENT	SCORE BULLS-OPP.	TOTAL RECORD	SK	BULLS HL SCORER	BULLS HL REBOUNDER	OPPONENT HL SCORER	GAME ATTN.
1	Nov. 6	W	@Cleveland	101-96	1-0	1-W	Jordan-29	Grant-15	Nance-24	20,273
2	Nov. 7	L	ATLANTA	99-100	1-1	1-L	Jordan-35	Grant-11	Wilkins-33	18,676 *
3	Nov. 9	W	INDIANA	102-97	2-1	1-W	Jordan-24	Grant-13	Schrempf-19	18,676 *
4	Nov. 11	W	DETROIT	98-96 (OT)	3-1	2-W	Jordan-37	Grant-14	Thomas-32	18,676 *
5	Nov. 13	W	@Milwaukee	101-96	4-1	3-W	Jordan-34	Pippen-13	Murdock-25	18,633
6	Nov. 14	W	DENVER	117-84	5-1	4-W	Jordan-18	Perdue-13	Mutombo-17	18,676 *
7	Nov. 17	W	@Minnesota	124-103	6-1	5-W	Jordan-32	S. Williams-6	Person-26	19,006
8	Nov. 19	W	@Seattle	108-99	7-1	6-W	Jordan-35	Pippen/S. Williams-9	Payton-18	37,401
9	Nov. 20	L	@L.A. Lakers	118-120 (OT)	7-2	1-L	Jordan-54	Grant-14	Perkins-26	17,505
10	Nov. 22	W	@Phoenix	128-111	8-2	1-W	Jordan-40	Grant/King-8	Barkley-22	19,023
11	Nov. 24	W	@Golden State	101-92	9-2	2-W	Jordan-49	Grant-17	Mullin-32	15,025
12	Nov. 28	L	@New York	75-112	9-3	1-L	Jordan-17	Grant/Pippen-7	Ewing-26	19,763
13	Dec. 2	L	@Boston	96-101	9-4	2-L	Grant-20	Grant-11	Lewis-32	14,890
14	Dec. 4	W	PORTLAND	111-89	10-4	1-W	Jordan-38	Jordan-13	Robinson-27	18,676 *
15	Dec. 5	W	BOSTON	96-89	11-4	2-W	Jordan-24	Grant-10	McDaniel-22	18,676 *
16	Dec. 8	L	@Atlanta	114-123	11-5	1-L	Jordan-32	Jordan-12	Wilkins-42	16,441
17	Dec. 9	W	CLEVELAND	100-81	12-5	1-W	Jordan-20	Grant-15	Ferry-16	18,142 *
18	Dec. 11	L	HOUSTON	96-110	12-6	1-L	Jordan-20	Jordan-11	Olajuwon-22	18,147 *
19	Dec. 12	W	NEW JERSEY	95-89	13-6	1-W	Jordan-38	Grant-11	Petrovic-25	18,232 *
20	Dec. 15	W	CHARLOTTE	125-110	14-6	2-W	Pippen-26	Pippen-9	Curry-26	18,088
21	Dec. 17	W	@Washington	107-99	15-6	3-W	Jordan-28	Pippen-13	Bugliotta-25	18,756
22	Dec. 19	L	PHILADELPHIA	96-98	15-7	1-L	Jordan-23	Grant-11	Hawkins-24	18,270 *
23	Dec. 21	W	MIAMI	86-82	16-7	1-W	Pippen-22	Jordan-8	Rice-21	18,147 *
24	Dec. 23	W	WASHINGTON	107-98	17-7	2-W	Jordan-57	Grant-16	Grant-20	18,109 *
25	Dec. 25	W	NEW YORK	89-77	18-7	3-W	Jordan-42	Pippen-9	Blackman/Starks-17	18,676 *
26	Dec. 26	W	@Indiana	95-84	19-7	4-W	Grant-30	Grant-20	Schrempf-23	16,530
27	Dec. 29	W	@Charlotte	114-103	20-7	5-W	Jordan-28	Jordan-12	Newman-28	23,698
28	Dec. 30	W	@Miami	105-100	21-7	6-W	Jordan-39	Grant-9	Rice-33	15,008
29	Jan. 2	W	INDIANA	109-100	22-7	7-W	Jordan-39	Grant-16	Miller-21	18,676 *
30	Jan. 5	L	L.A. LAKERS	89-91	22-8	1-L	Jordan-36	Pippen/Cartwright-7	Worthy-21	18,676 *
31	Jan. 6	L	@Cleveland	95-117	22-9	2-L	Pippen-24	Pippen-9	Pric-30	20,273
32	Jan. 8	W	MILWAUKEE	120-95	23-9	1-W	Jordan-35	Perdue-13	Day-20	18,676 *
33	Jan. 9	L	@Philadelphia	91-104	23-10	1-L	Jordan-30	Pippen-12	Weatherspoon-23	18,168
34	Jan. 12	W	@Orlando	122-106	24-10	1-W	Grant-26	Pippen-10	Anderson-24	15,151
35	Jan. 15	W	GOLDEN STATE	122-101	25-10	2-W	Jordan-26	Jordan-12	Mullin-21	18,676 *
36	Jan. 16	L	ORLANDO	124-128 (OT)	25-11	1-L	Jordan-64	Grant-19	Skiles-31	18,676 *
37	Jan. 18	W	BOSTON	103-93	26-11	1-W	Jordan-29	Grant-12	Lewis-21	18,676 *
38	Jan. 21	W	@New Jersey	107-94	27-11	2-W	Jordan-30	Grant-12	Coleman/Anderson-22	20,049
39	Jan. 22	L	CHARLOTTE	97-105	27-12	1-L	Jordan-28	Grant-13	Murray/Bill/Curry-19	18,676 *
40	Jan. 24	L	@San Antonio	99-103	27-13	2-L	Jordan-42	Jordan-11	Robinson-24	16,057
41	Jan. 26	W	@Dallas	123-88	28-13	1-W	Pippen/King-19	Pippen/King-11	Moore-13	17,502
42	Jan. 28	L	@Houston	83-94	28-14	1-L	Jordan-26	Pippen-8	Olajuwon/Maxwell-18	16,611
43	Jan. 30	L	@Denver	102-109	28-15	2-L	Jordan-39	S. Williams-14	Mutombo-29	17,022
44	Feb. 1	W	@Utah	96-82	29-15	1-W	Jordan-37	Grant-19	K. Malone-40	19,911
45	Feb. 3	W	@Sacramento	107-88	30-15	2-W	Jordan-36	Grant-11	Richmond-17	17,917
46	Feb. 4	W	@L.A. Clippers	107-105 (OT)	31-15	3-W	Jordan-33	Grant-14	Manning-27	15,989
47	Feb. 7	W	@Portland	101-91	32-15	4-W	Jordan-34	Grant-13	Robinson-19	12,888
48	Feb. 10	W	@Indiana	115-104	33-15	5-W	Jordan-40	Grant-14	Smith-24	16,530
49	Feb. 12	L	NEW YORK	98-104	33-16	1-L	Pippen-35	Grant-12	Ewing-36	18,676 *
50	Feb. 13	L	CLEVELAND	111-110	33-17	2-L	Jordan/Pippen-25	Grant/Perdue-8	Daugherty-25	18,676 *
51	Feb. 15	W	SACRAMENTO	119-101	34-17	1-W	Jordan-32	S. Williams-12	Bonner/Tisdale-18	18,237 *
52	Feb. 17	W	UTAH	114-96	35-17	2-W	Jordan-27	Grant-9	K. Malone-20	18,676 *
53	Feb. 23	W	MILWAUKEE	99-95	36-17	3-W	Jordan-34	Grant-13	Brickowski-26	18,197 *
54	Feb. 25	W	@Orlando	108-106	37-17	4-W	Jordan-36	Grant/Perdue-9	O'Neal-30	15,151
55	Feb. 27	W	ATLANTA	112-82	38-17	5-W	Jordan-34	S. Williams-11	Wilkins-38	18,676 *
56	Mar. 2	W	@New Jersey	87-80	39-17	6-W	Jordan-24	Grant-11	Coleman-22	20,049
57	Mar. 3	W	DALLAS	125-87	40-17	7-W	Pippen-24	S. Williams-8	Davis-24	18,062 *
58	Mar. 5	L	SAN ANTONIO	102-107 (OT)	40-18	1-L	Pippen-39	Pippen-13	Ellis-29	18,676 *
59	Mar. 9	W	SEATTLE	86-83	41-18	1-W	Jordan-38	Pippen-12	Kemp-19	18,531 *
60	Mar. 11	L	@Miami	95-97	41-19	1-L	Jordan-29	S. Williams-9	Seikaly-30	15,008
61	Mar. 12	W	CHARLOTTE	123-108	42-19	1-W	Jordan-52	Perdue-10	Mourning-25	18,676 *
62	Mar. 14	L	@Detroit	99-101	42-20	1-L	Jordan-20	S. Williams-10	Dumars-27	21,454
63	Mar. 15	W	L.A. CLIPPERS	101-94	43-20	1-W	Armstrong-28	Grant-17	Manning-23	18,462 *
64	Mar. 19	W	WASHINGTON	104-89	44-20	2-W	Jordan-25	Perdue-12	Smith-37	18,676 *
65	Mar. 20	W	@Washington	126-101	45-20	3-W	Jordan-47	Jordan-8	Johnson-21	18,756
66	Mar. 23	W	MINNESOTA	107-100	46-20	4-W	Jordan-34	S. Williams-13	Person-31	18,676 *
67	Mar. 24	W	@Philadelphia	113-100	47-20	5-W	Jordan-43	Pippen-10	Weatherspoon-21	18,168
68	Mar. 26	W	ORLANDO	107-86	48-20	6-W	Pippen-20	Pippen-13	O'Neal-20	18,676 *
69	Mar. 30	L	PHOENIX	103-113	48-21	1-L	Jordan-44	Grant-16	Ceballos-27	18,676 *
70	Apr. 2	W	NEW JERSEY	118-105	49-21	1-W	Jordan-40	Grant-11	Coleman-30	18,676 *
71	Apr. 4	W	@Boston	101-89	50-21	2-W	Jordan-32	Pippen-9	McDaniel-27	14,890
72	Apr. 6	L	@Milwaukee	109-113	50-22	1-L	Jordan-30	Pippen-11	Edwards-24	18,633
73	Apr. 9	W	@Atlanta	88-87	51-22	1-W	Jordan-12	Jordan-12	Wilkins-26	16,510
74	Apr. 10	W	@Indiana	92-87	52-22	2-W	Armstrong-37	Grant-14	Miller-26	16,530
75	Apr. 12	W	@Detroit	98-95	53-22	3-W	Jordan-23	Grant-11	Mills-25	21,454
76	Apr. 14	W	MIAMI	119-82	54-22	4-W	Jordan-34	Grant-8	Minor-19	18,676 *
77	Apr. 16	W	MILWAUKEE	119-105	55-22	5-W	Jordan-47	Jordan/Pippen-7	Murlock/Day-24	18,676 *
78	Apr. 18	L	@Cleveland	94-103	55-23	1-L	Jordan-32	Grant-9	Nance-19	20,273
79	Apr. 20	W	PHILADELPHIA	123-94	56-23	1-W	Jordan-26	S. Williams-10	Weatherspoon-17	18,676 *
80	Apr. 22	W	DETROIT	100-103 (OT)	57-23	2-W	Jordan-36	Pippen-13	Thomas-28	18,676 *
81	Apr. 23	L	@Charlotte	103-104	57-24	1-L	Jordan-38	4 tied-6	Johnson-31	23,698
82	Apr. 25	L	@New York	84-89	57-25	2-L	Jordan-21	S. Williams-9	Ewing/Starks-22	19,763

* home sellout



LEFT TO RIGHT: (front row): Supervisor of European Scouting Ivica Dukan, Scout/Special Asst. Jim Stack, Scout/Special Asst. Clarence Gaines, Jr., VP/Basketball Operations Jerry Krause, Asst. Coach Jim Cleamons, Head Coach Phil Jackson, Asst. Coach Johnny Bach, Asst. Coach Tex Winter, Trainer Chip Schaefer, Strength & Conditioning Asst. Erik Helland, Strength & Conditioning Consultant Al Vermeil, Equipment Manager John Ligmanowski. (back row): B.J. Armstrong, John Paxson, Michael Jordan, Scottie Pippen, Scott Williams, Stacey King, Will Perdue, Bill Cartwright, Horace Grant, Ed Nealy, Rodney McCray, Trent Tucker, Darrell Walker, Corey Williams.

DRAFT: First round, Byron Houston (Oklahoma State); second round, Corey Williams (Oklahoma State), Litteriel Green (Georgia) and Matt Steigenga (Michigan State).

RECORD: 57-25 (FIRST PLACE)

REGULAR SEASON: Fourth straight 50-plus win season ... 31-10 home record marked sixth straight season of 30-plus Stadium wins ... 26-15 road record ranked second-best in the NBA and first in the Eastern Conference ... 26 road wins marked third straight year of plus-.500 road record ... finished first in the NBA in offensive rebounding percentage at .363 and finished first in the league in fewest turnovers per game at 13.5.

PLAYOFFS: Won franchise's third straight NBA title defeating Phoenix 4-2 in the NBA Finals ... swept Atlanta 3-0 in the first round and Cleveland 4-0 in Eastern Conference Semifinals ... defeated New York 4-2 in Eastern Conference Finals ... won the first two games of the NBA Finals at Phoenix, becoming the first team ever to open an NBA Finals series 2-0 on the road.

HONORS: Michael Jordan captured his seventh straight scoring title, which tied Wilt Chamberlain for most consecutive scoring titles ... Jordan named 1993 NBA Finals Most Valuable Player, 1993 NBA East All-Star starter, All-NBA First Team and All-Defensive First Team ... Scottie Pippen started for the 1993 East All-Stars, was on the All-Defensive First Team ... B.J. Armstrong led the NBA in three-point field goal percentage (63-139 3FG, 45.3) ... Horace Grant named to All-Defensive Second Team ... Bulls' home sellout streak reached 294 games (includes regular season and playoffs - 242 and 52, respectively).

1993/94 CHICAGO BULLS

HISTORY

GAME	DATE	W/L	OPPONENT	SCORE BULLS-OPP.	TOTAL RECORD	SK	BULLS HL SCORER	BULLS HL REBOUNDER	OPPONENT HL SCORER	GAME ATTEN.
1	Nov. 5	W	@Charlotte	124-123 (OT)	1-0	1-W	Armstrong-28	Pippen-16	Newman-27	23,698
2	Nov. 6	L	MIAMI	71-95	1-1	1-L	Pippen-18	Grant-12	Seikaly-28	18,676 *
3	Nov. 8	W	ATLANTA	106-80	2-1	1-W	Armstrong-23	Grant-10	Wilkins-17	18,157 *
4	Nov. 10	W	@Milwaukee	91-90	3-1	2-W	Grant-20	Grant-10	Edwards-21	18,633
5	Nov. 13	L	BOSTON	97-98	3-2	1-L	Armstrong-22	Grant-10	Douglas-18	18,676 *
6	Nov. 16	L	@Seattle	94-95	3-3	2-L	Kukoc-20	Grant-12	Pierce-19	14,813
7	Nov. 18	L	@Portland	98-120	3-4	3-L	Kerr-16	Grant-12	Robinson-21	12,888
8	Nov. 19	W	@L.A. Lakers	88-86	4-4	1-W	Armstrong-28	Grant-23	Christie-22	15,512
9	Nov. 21	L	@Sacramento	101-103	4-5	1-L	Armstrong-23	Grant-18	Richmond-29	17,317
10	Nov. 23	L	@Houston	93-100	4-6	2-L	Armstrong/Wennington-19	Grant-13	Olajuwon-28	16,611
11	Nov. 24	L	@San Antonio	84-109	4-7	3-L	Grant-18	Grant-8	Anderson-21	33,066
12	Nov. 26	W	@Dallas	108-85	5-7	1-W	Armstrong-26	Grant-13	Mashburn-21	17,502
13	Nov. 30	W	PHOENIX	132-113	6-7	2-W	Pippen-29	Grant-12	Majerle-26	18,676 *
14	Dec. 3	W	@Miami	104-99	7-7	3-W	Armstrong-22	Grant-11	Rice-33	15,200
15	Dec. 7	W	L.A. CLIPPERS	115-111	8-7	4-W	Pippen-24	Blount-9	Manning-43	18,127 *
16	Dec. 8	L	@Philadelphia	98-95 (OT)	8-8	1-L	Armstrong-24	King-11	Perry-23	14,668
17	Dec. 10	W	@New Jersey	109-105	9-8	1-W	Pippen-28	Grant-18	Anderson-31	20,049
18	Dec. 11	W	CLEVELAND	83-84	10-8	2-W	Kerr-18	Pippen-13	Daugherty-21	18,676 *
19	Dec. 15	W	@Boston	108-98	11-8	3-W	Grant-31	Grant-15	Radja-26	14,890
20	Dec. 17	W	NEW YORK	98-86	12-8	4-W	Armstrong-20	Grant-13	Ewing-20	18,676 *
21	Dec. 18	W	SAN ANTONIO	102-90	13-8	5-W	Grant/Kerr-16	Grant-18	Ellis/Robinson-24	18,676 *
22	Dec. 20	W	CHARLOTTE	109-97	14-8	6-W	Pippen-22	Grant-16	Johnson-28	18,676 *
23	Dec. 22	W	MINNESOTA	106-98	15-8	7-W	Pippen-26	Grant-13	Rider-25	18,312 *
24	Dec. 23	W	@Detroit	81-72	16-8	8-W	Pippen-16	Pippen-10	Hunter-21	21,454
25	Dec. 25	W	ORLANDO	95-93	17-8	9-W	Pippen-28	Wennington-9	Anderson-24	18,676 *
26	Dec. 29	W	NEW JERSEY	94-86	18-8	10-W	Armstrong-25	Pippen-12	Anderson-27	18,676 *
27	Dec. 30	L	@Charlotte	95-115	18-9	1-L	Pippen-23	Pippen-13	Curry-28	23,698
28	Jan. 4	W	DETROIT	97-91	19-9	1-W	Pippen-21	Pippen-11	Hunter-20	18,676 *
29	Jan. 5	L	@Orlando	90-105	19-10	1-L	Pippen-20	Grant-13	O'Neal-28	15,291
30	Jan. 7	W	@Washington	99-92	20-10	1-W	Pippen-25	Grant-15	Chapman-27	17,133
31	Jan. 8	W	DALLAS	100-81	21-10	2-W	Pippen-20	Jackson-25	Wilkins-19	18,392 *
32	Jan. 12	L	@Atlanta	81-82	21-11	1-L	Grant-18	Grant-11	Wilkins-19	15,273
33	Jan. 14	W	UTAH	107-91	22-11	1-W	Pippen-23	Grant-14	K. Malone-26	18,676 *
34	Jan. 15	W	HOUSTON	82-76	23-11	2-W	Pippen-25	Pippen-12	Olajuwon-29	18,676 *
35	Jan. 17	W	PHILADELPHIA	121-91	24-11	3-W	Armstrong-21	Blount-13	Bradley-19	18,182 *
36	Jan. 19	W	WASHINGTON	84-83	25-11	4-W	Armstrong-17	Pippen-11	Gagliotta-20	17,853 *
37	Jan. 21	W	INDIANA	99-95	26-11	5-W	Pippen-24	Grant-12	Miller-25	18,498 *
38	Jan. 22	W	@Indiana	90-81	27-11	6-W	Grant/Wennington-8	Miller-17	Miller-17	16,578
39	Jan. 24	W	@Detroit	92-86	28-11	7-W	Pippen-23	Blount/Wennington-11	Dumars-25	20,249
40	Jan. 27	L	@Cleveland	84-100	28-12	1-L	Pippen-31	Pippen-10	Price-21	21,273
41	Jan. 28	W	MILWAUKEE	113-96	29-12	1-W	Pippen-30	Pippen/Grant-8	Murdoch-25	18,231 *
42	Feb. 1	W	@Denver	118-98	30-12	2-W	Pippen-28	Rogers-18	Rogers-18	17,171
43	Feb. 3	W	@Utah	94-85	31-12	3-W	Armstrong-20	Grant-7	K. Malone-24	19,911
44	Feb. 4	W	@Golden State	101-99	32-12	4-W	Pippen-30	Grant-19	Owens-21	15,025
45	Feb. 6	L	@Phoenix	88-89	32-13	1-L	Pippen-26	Grant-13	K. Johnson-22	19,023
46	Feb. 8	W	@L.A. Clippers	118-89	33-13	1-W	Pippen/Grant-22	Pippen-14	Manning-22	13,398
47	Feb. 10	W	@Milwaukee	97-80	34-13	2-W	Pippen-23	Grant-15	Day-26	18,633
48	Feb. 16	L	MIAMI	101-109	34-14	1-L	Williams-22	Pippen/Blount/Wingto-6	Smith-25	18,241 *
49	Feb. 18	L	DENVER	84-109	34-15	2-L	Pippen-18	Pippen-10	Stith-28	18,452 *
50	Feb. 20	L	@New York	68-86	34-16	3-L	Pippen-25	Grant-7	Ewing-20	19,763
51	Feb. 21	W	CHARLOTTE	118-93	35-16	1-W	Pippen-30	Pippen/Grant-12	Conley/Hawkins-16	18,676 *
52	Feb. 23	W	GOLDEN STATE	123-100	36-16	2-W	Myers-28	Grant-11	Johnson-17	18,442 *
53	Feb. 25	W	@Washington	116-94	37-16	3-W	Grant-26	Grant-13	MacLean-20	18,756
54	Feb. 26	L	INDIANA	86-86	37-17	1-L	Pippen/Armstrong-15	Grant-15	Miller-21	18,676 *
55	Feb. 28	L	CLEVELAND	81-89	37-18	2-L	Armstrong-20	Pippen-9	Price-19	18,492 *
56	Mar. 2	L	L.A. LAKERS	89-97	37-19	3-L	Pippen-24	Pippen-13	Divac-27	18,146 *
57	Mar. 4	L	PORTLAND	96-115	37-20	4-L	Pippen-22	Blount-15	Drexler-27	18,676 *
58	Mar. 6	L	@Cleveland	95-99	37-21	5-L	Myers-17	Pippen-14	Williams-23	20,273
59	Mar. 8	W	ATLANTA	116-95	38-21	1-W	Pippen-39	Pippen/Williams-6	Willis-23	18,528 *
60	Mar. 11	L	@Atlanta	77-108	38-22	1-L	Pippen-18	Pippen-8	Willis-23	16,368
61	Mar. 12	W	SACRAMENTO	111-94	39-22	1-W	Pippen-20	Pippen/Wilms/Lugly-9	Richmond-22	18,676 *
62	Mar. 15	W	ORLANDO	108-98	40-22	2-W	Pippen-25	Grant-16	O'Neal-23	18,676 *
63	Mar. 16	W	@Boston	101-100	41-22	3-W	Grant-20	Grant-9	Brown-27	14,890
64	Mar. 18	W	SEATTLE	87-84	42-22	4-W	Pippen-22	Pippen-15	Gil-23	18,676 *
65	Mar. 20	W	@Minnesota	90-80	43-22	5-W	Grant-18	Pippen-11	Rider-25	19,006
66	Mar. 22	L	@New York	78-87	43-23	1-L	Pippen-25	Kukoc-7	Davis-24	19,763
67	Mar. 23	W	@Philadelphia	99-87	44-23	1-W	Pippen-31	Grant-9	Perry-19	16,150
68	Mar. 25	L	@New Jersey	87-110	44-24	1-L	Pippen-19	Grant-13	Newman-22	20,049
69	Mar. 26	W	INDIANA	99-88	45-24	1-W	Pippen-20	Pippen-11	Sants-14	18,676 *
70	Mar. 29	W	PHILADELPHIA	106-103	46-24	2-W	Pippen-27	Grant-15	Weather Spoon-20	18,396 *
71	Apr. 1	W	DETROIT	102-95	47-24	3-W	Armstrong-23	Pippen-15	Ellott-26	18,676 *
72	Apr. 3	W	@Detroit	96-93	48-24	4-W	Pippen-26	Pippen-9	Thomas-17	19,151
73	Apr. 5	W	WASHINGTON	114-88	49-24	5-W	Pippen-22	Williams-14	Cheaney-19	18,467 *
74	Apr. 8	W	@Indiana	100-94	50-24	6-W	Pippen-21	Grant-14	Smits-25	16,185
75	Apr. 9	W	MILWAUKEE	125-99	51-24	7-W	Williams-21	Pippen-10	Norman-20	18,676 *
76	Apr. 12	W	NEW JERSEY	111-105	52-24	8-W	Williams-10	Williams-10	Edwards-17	18,676 *
77	Apr. 13	W	@Miami	96-90	53-24	9-W	Pippen-27	Pippen/Longley-7	Rice/Salley/Smith-16	15,200
78	Apr. 15	W	@Charlotte	88-85	54-24	10-W	Pippen-24	Grant-16	Curry-20	23,698
79	Apr. 17	L	@Orlando	101-118	54-25	1-L	Pippen-34	Grant/Longley-9	O'Neal-32	15,291
80	Apr. 18	W	ATLANTA	87-70	55-25	1-W	Grant/Kerr-14	Grant-15	Manning-16	18,676 *
81	Apr. 22	L	BOSTON	94-104 (2OT)	55-26	1-L	Pippen-30	Pippen-16	Brown-40	18,676 *
82	Apr. 24	L	NEW YORK	76-82	55-27	2-L	Pippen-26	Pippen/Williams-7	Ewing-25	18,676 *

* home sellout



LEFT TO RIGHT: (front row): B.J. Armstrong, Steve Kerr, Pete Myers, Horace Grant, Scottie Pippen, Jo Jo English, John Paxson. (middle row): Corie Blount, Toni Kukoc, Will Perdue, Luc Longley, Bill Wennington, Bill Cartwright, Scott Williams. (back row): Equipment Manager John Ligmanowski, Trainer Chip Schaefer, Assistant Coach Johnny Bach, Head Coach Phil Jackson, Assistant Coach Jim Cleamons, Assistant Coach Tex Winter.

DRAFT: First round, Corie Blount (Cincinnati); second round, Anthony Reed (Tulane).

RECORD: 55-27 (SECOND PLACE)

REGULAR SEASON: Michael Jordan retired prior to opening day on 10/06/93 ... fifth straight 50-plus win season ... 31-10 home record marked seventh straight season of 30-plus Stadium wins ... 24-17 road record ranked as second-best in the Eastern Conference, third-best in the NBA ... 24 road wins marked the fourth straight year of plus-.500 road record ... Bulls made NBA history when the team had two players complete four-point plays (Scottie Pippen, Pete Myers) in one game (03/08/94 vs. Atlanta).

PLAYOFFS: Swept Cleveland 3-0 in the first round ... eliminated 3-4 by New York in Eastern Conference Semifinals.

HONORS: For first time in team history, the Bulls had three players on the NBA All-Star Team (Scottie Pippen, B.J. Armstrong and Horace Grant) ... B.J. Armstrong and Steve Kerr participated in the AT&T Long Distance Shootout on NBA All-Star Weekend ... Pippen became second Bull ever to be named All-Star MVP (Michael Jordan was All-Star MVP in 1988) ... Toni Kukoc played in first-ever All-Star Rookie game ... Bulls' home sellout streak reached 340 games (includes regular season and playoffs - 283 and 57, respectively).

1994/95 CHICAGO BULLS

HISTORY

GAME	DATE	W-L	OPPONENT	SCORE BULLS-OPP.	TOTAL RECORD	SK	BULLS HL SCORER	BULLS HL REBOUNDER	OPPONENT HL SCORER	GAME ATTEN.
1	Nov. 4	W	CHARLOTTE	89-83	1-0	1-W	Pippen-22	Perdue-12	Johnson-17	22,313*
2	Nov. 5	L	WASHINGTON	99-100 (OT)	1-1	1-L	Pippen-29	Pippen-14	Chapman-26	22,186*
3	Nov. 7	W	PHILADELPHIA	99-83	2-1	1-W	Kukoc-20	Pippen-10	Malone-25	22,122*
4	Nov. 9	L	@New Jersey	103-110	2-2	1-L	Pippen-28	Perdue-9	Benjamin-22	20,049
5	Nov. 11	W	@Minnesota	112-100	3-2	1-W	Pippen-22	Krysi/Pippen/Perd-8	King-17	15,109
6	Nov. 12	L	DALLAS	120-124 (OT)	3-3	1-L	Pippen-26	Perdue-12	Mashburn-50	22,195*
7	Nov. 16	W	@San Antonio	94-92	4-3	1-W	Harper-27	Pippen-7	Robinson-30	16,059
8	Nov. 17	L	@Houston	83-106	4-4	1-L	Pippen-15	Pippen/Wennington-6	Olaajun-29	16,199
9	Nov. 19	W	@Dallas	111-85	5-4	1-W	Pippen-36	Pippen-14	Jackson-18	17,502
10	Nov. 22	W	@L.A. Clippers	105-93	6-4	2-W	Harper-21	Pippen-8	Murray-16	9,080
11	Nov. 23	L	@Denver	111-113	6-5	1-L	Pippen-29	Blount/Fostr/Wngn-6	Rogers-31	17,171
12	Nov. 25	L	@Utah	94-124	6-6	2-L	Pippen-15	Simpkins-7	Malone-27	19,911
13	Nov. 30	W	PHOENIX	118-105	7-6	1-W	Pippen-35	Pippen-9	Barkley-22	22,414*
14	Dec. 2	L	ATLANTA	81-92	7-7	1-L	Armstrong/Kukoc-19	Pippen-11	Augmon-20	22,215*
15	Dec. 3	W	BOSTON	125-109	8-7	1-W	Pippen-26	Kukoc/Perdue-7	Montross-18	22,128*
16	Dec. 5	L	NEW JERSEY	94-99	8-8	1-L	Pippen-23	Pippen-13	Gilliam-24	22,307*
17	Dec. 9	W	@Detroit	117-96	9-8	1-W	Armstrong-22	Wennington-9	Hunter/Miller-18	21,454
18	Dec. 10	L	@Milwaukee	103-106	9-9	1-L	Armstrong-21	Pippen-16	Newman-21	16,633
19	Dec. 13	W	DETROIT	99-78	10-9	1-W	Pippen-31	Perdue-9	Dumars/Mills-16	22,224*
20	Dec. 16	W	@Atlanta	85-80	11-9	2-W	Pippen-22	Pippen-8	Blaylock-21	13,542
21	Dec. 17	L	UTAH	89-97	11-10	1-L	Kukoc-19	Pippen-7	Malone-30	22,716*
22	Dec. 19	L	CLEVELAND	63-77	11-11	2-L	Pippen-14	Kukoc/Pippen-7	Williams-18	22,307*
23	Dec. 21	L	@Indiana	99-107	11-12	3-L	Armstrong-27	Kukoc/Wennington-9	Smiths-25	16,572
24	Dec. 23	W	INDIANA	116-92	12-12	1-W	Kukoc-27	Pippen-11	McKey-17	22,524*
25	Dec. 25	W	NEW YORK	107-104 (OT)	13-12	2-W	Pippen-36	Pippen-16	Ewing-30	22,854*
26	Dec. 27	L	L.A. CLIPPERS	92-95	13-13	1-L	Kukoc-21	Perdue-15	Richardson-21	14,890
27	Dec. 28	W	@Boston	105-97	14-13	1-W	Kukoc-27	Pippen-11	Edwards-19	22,280*
28	Dec. 30	W	MIAMI	133-88	15-13	2-W	Armstrong-26	Pippen-7	Reeves-19	22,284*
29	Jan. 4	W	DENVER	86-80	16-13	3-W	Pippen-21	Pippen-11	Mutombo-16	22,198*
30	Jan. 6	L	SEATTLE	101-108	16-14	1-L	Kukoc-32	Kukoc-6	Kemp/Schrempf-23	22,248*
31	Jan. 7	L	@Cleveland	78-92	16-15	2-L	Armstrong-17	Blount/Kukoc-5	Brandon-24	20,562
32	Jan. 10	W	ORLANDO	109-77	17-15	1-W	Pippen-26	Pippen-10	O'Neal-17	22,529*
33	Jan. 11	W	@Philadelphia	115-77	18-15	2-W	Pippen-21	Blount-9	Wright-21	13,245
34	Jan. 13	L	SACRAMENTO	79-89	18-16	1-L	Kukoc-19	Blount-8	Polynice-25	22,243*
35	Jan. 14	L	@Charlotte	65-96	18-17	2-L	Pippen-19	Pippen-11	Johnson-22	23,698
36	Jan. 16	L	@Washington	101-109	18-18	3-L	Armstrong-26	Kukoc/Pippen-10	Cheaney-23	18,756
37	Jan. 18	L	MILWAUKEE	93-97	18-19	4-L	Kerr-19	Langley-10	Robinson-24	22,191*
38	Jan. 20	W	MINNESOTA	93-86	19-19	1-W	Armstrong-22	Pippen-12	Shackleford-18	22,283*
39	Jan. 22	W	HOUSTON	100-81	20-19	2-W	Armstrong-20	Perdue-11	Horry-19	22,847*
40	Jan. 24	L	SAN ANTONIO	102-104 (OT)	20-20	1-L	Kukoc-28	Kukoc-8	Robinson-30	22,414*
41	Jan. 26	L	@Orlando	99-102	20-21	2-L	Blount-16	Kukoc-6	O'Neal-37	16,010
42	Jan. 29	W	GOLDEN STATE	116-94	21-21	1-W	Pippen-27	Hardaway-18	Hardaway-18	22,388*
43	Jan. 31	W	@L.A. Lakers	119-115	22-21	2-W	Pippen-34	Pippen-13	Van Exel-27	17,505
44	Feb. 2	L	@Sacramento	68-88	22-22	1-L	Pippen-22	Pippen-11	Williams-20	17,317
45	Feb. 3	L	@Phoenix	100-110	22-23	2-L	Pippen-28	Pippen-11	Manning-30	19,023
46	Feb. 5	W	@Golden State	97-93	23-23	1-W	Pippen-35	Pippen-11	Hardaway-29	15,025
47	Feb. 8	L	@Portland	103-116	23-24	1-L	Pippen-26	Pippen-10	C. Robinson-28	12,888
48	Feb. 9	L	@Seattle	118-126 (OT)	23-25	2-L	Harper-26	Perdue-13	Kemp-30	16,709
49	Feb. 15	W	WASHINGTON	107-92	24-25	1-W	Pippen-24	Kukoc-12	Howard/Weber-22	22,368*
50	Feb. 17	W	DETROIT	117-102	25-25	2-W	Kukoc-33	Kukoc/Perdue-11	Houston-33	22,214*
51	Feb. 18	L	@Milwaukee	111-116	25-26	1-L	Kukoc-27	Langley/Perdue-5	Baker-27	16,633
52	Feb. 20	L	@Charlotte	104-116	25-27	2-L	Pippen-28	Pippen-8	Bur/Hwkins/John-23	23,698
53	Feb. 21	W	@Atlanta	105-88	26-27	1-W	Kukoc-21	Perdue-11	Blaylock-22	11,908
54	Feb. 24	L	@Miami	83-91	26-28	1-L	Pippen-22	Pippen-7	Rice-24	15,200
55	Feb. 26	L	@Orlando	103-105	26-29	2-L	Kukoc-22	Pippen-14	Hardaway-39	16,010
56	Feb. 27	W	NEW JERSEY	108-86	27-29	1-W	Pippen-31	Langley/Pippen-9	Coleman-17	22,192*
57	Mar. 1	W	MIAMI	111-85	28-29	2-W	Pippen-27	Pippen-10	Owens-20	22,202*
58	Mar. 2	L	@New York	89-93	28-30	1-L	Pippen-28	Pippen-14	Mason-26	19,763
59	Mar. 4	W	@Philadelphia	106-94	29-30	1-W	Kukoc-21	Perdue-12	Barros-26	16,105
60	Mar. 6	W	PORTLAND	103-83	30-30	2-W	Armstrong-27	Kukoc-7	Thorpe-21	22,114*
61	Mar. 10	W	CLEVELAND	99-76	31-30	3-W	Kukoc-19	Langley/Perdue-8	Hill-13	22,362*
62	Mar. 11	L	L.A. LAKERS	105-108	31-31	1-L	Pippen-40	Perdue-9	Peeler-22	22,404*
63	Mar. 14	W	@Washington	106-93	32-31	1-W	Pippen-30	Pippen-10	Muresan-21	18,756
64	Mar. 15	W	ATLANTA	99-86	33-31	2-W	Pippen-20	Kukoc-13	Norman-21	22,334*
65	Mar. 17	W	MILWAUKEE	87-86	34-31	3-W	Pippen-27	Day/Wmms/Kukoc-16	Perdue-12	22,307*
66	Mar. 19	L	@Indiana	96-103 (OT)	34-32	1-L	Pippen-31	Blount-8	Miller-28	16,894
67	Mar. 22	W	@Boston	124-107	35-32	1-W	Jordan-27	Pippen-8	Douglas-23	14,890
68	Mar. 24	L	ORLANDO	99-106	35-33	1-L	Armstrong-23	Langley-8	O'Neal-24	24,247*
69	Mar. 25	W	@Atlanta	99-98	36-33	1-W	Jordan-32	Pippen-10	Blaylock-20	16,378
70	Mar. 28	W	@New York	113-111	37-33	2-W	Jordan-55	Kukoc/Pippen-9	Ewing-36	19,763
71	Mar. 30	W	BOSTON	100-82	38-33	3-W	Jordan-23	Jordan-11	Strong-17	23,691*
72	Apr. 1	W	PHILADELPHIA	91-84	39-33	4-W	Pippen-18	Perdue/Pippen-10	Weatherspoon-27	23,465*
73	Apr. 5	W	@New Jersey	108-101	40-33	5-W	Jordan-37	Jordan-11	Gilliam-27	20,049
74	Apr. 7	W	CLEVELAND	97-88	41-33	6-W	Jordan-28	Jrln/Lngly/Pgm-8	Phils-22	23,684*
75	Apr. 9	L	@Cleveland	78-79	41-34	1-L	Jordan-21	Jordan-9	Price-20	20,562
76	Apr. 11	W	INDIANA	96-89	42-34	1-W	Jordan-25	Jordan/Perdue-11	Smiths-26	23,504*
77	Apr. 12	W	@Detroit	124-113	43-34	2-W	Jordan-29	Langley-11	Houston-31	21,454
78	Apr. 16	W	NEW YORK	111-90	44-34	3-W	Pippen-29	Perdue-10	Smith-22	23,688*
79	Apr. 17	W	@Miami	98-93	45-34	4-W	Jordan-31	Jordan-9	Reeves-27	15,200
80	Apr. 20	W	DETROIT	120-105	46-34	5-W	Pippen-20	Kukoc-9	Mills-26	23,612*
81	Apr. 22	W	CHARLOTTE	116-100	47-34	6-W	Kukoc/Jordan-19	Langley/Pippen-7	Johnson-29	23,544*
82	Apr. 23	L	@Milwaukee	100-104	47-35	1-L	Jordan-33	Jordan/Langley-11	Robinson-36	16,633

* home sellout



LEFT TO RIGHT: (front row): Scottie Pippen, Steve Kerr, Pete Myers, Corie Blount, Dickey Simpkins, Ron Harper, Jud Buechler, B.J. Armstrong. (middle row): VP/Basketball Operations Jerry Krause, Strength & Conditioning Asst. Erik Helland, Toni Kukoc, Will Perdue, Luc Longley, Bill Wennington, Larry Krystkowiak, Strength & Conditioning Consultant Al Vermeil, Equipment Mgr. John Ligmanowski. (back row): Scout Clarence Gaines, Jr., Trainer Chip Schaefer, Asst. Coach Jimmy Rodgers, Asst. Coach Jim Clemons, Head Coach Phil Jackson, Asst. Coach Tex Winter, Scout Jim Stack, European Scout Ivica Dukan. Inset: Michael Jordan.

DRAFT: First round, Dickey Simpkins (Providence); second round, Kris Bruton (Benedict).

RECORD: 47-35 (THIRD PLACE)

REGULAR SEASON: Opened the United Center, playing the first-ever regular season game on 11/04/94 versus the Charlotte Hornets ... clinched 11th straight playoff berth (04/09/95) ... set a home season attendance record with nearly one million (926,278) fans attending ... Head Coach Phil Jackson reached his 300th career coaching victory (11/19/94 at Dallas) ... Scottie Pippen scored his 10,000th NBA career point (01/13/95 vs. Sacramento) ... Michael Jordan returned to the NBA and the Chicago Bulls (03/18/95) and played his first game back (03/19/95) at Indiana.

PLAYOFFS: Defeated Charlotte 3-1 in the first round ... eliminated 2-4 in the Eastern Conference Semifinals by Orlando.

HONORS: Scottie Pippen selected as a starter to the NBA All-Star Team ... Steve Kerr participated in the AT&T Long Distance Shootout on NBA All-Star Weekend ... Scottie Pippen named to the All-NBA First Team and was the leading vote-getter of the All-Defensive Team ... Bulls' home sellout streak reached 386 games (includes regular season and playoffs - 324 and 62, respectively).

1995/96 CHICAGO BULLS

GAME	DATE	W-L	OPPONENT	SCORE BULLS-OPP.	TOTAL RECORD	SK	BULLS HL SCORER	BULLS HL REBOUNDER	OPPONENT HL SCORER	GAME ATTN.
1	Nov. 3	W	CHARLOTTE	105-91	1-0	1-W	Jordan-42	Rodman-11	Johnson-19	23,862*
2	Nov. 4	W	BOSTON	107-85	2-0	2-W	Pippen-21	Longley/Rodman-8	Radja-14	23,808*
3	Nov. 7	W	TORONTO	117-108	3-0	3-W	Jordan-38	Rodman-13	Anderson-23	23,102*
4	Nov. 9	W	@Cleveland	106-88	4-0	4-W	Jordan-29	Pippen-13	Phillips-26	20,562
5	Nov. 11	W	PORTLAND	110-106	5-0	5-W	Jordan-36	Pippen-9	C. Robinson-39	23,384*
6	Nov. 14	W	@Orlando	88-94	5-1	1-L	Jordan-23	Pippen-10	Hardaway-36	17,248
7	Nov. 15	W	CLEVELAND	113-94	6-1	1-W	Pippen-27	Caffey-8	Brandon-22	23,257*
8	Nov. 17	W	NEW JERSEY	100-94	7-1	2-W	Kukoc-19	Longley-8	Fleming/Williams-14	23,312*
9	Nov. 21	W	@Dallas	108-102 (OT)	8-1	3-W	Jordan-36	Pippen-12	Kidd-25	17,502
10	Nov. 22	W	@San Antonio	103-84	9-1	4-W	Jordan-38	Longley-11	Robinson-26	35,888
11	Nov. 24	W	@Utah	93-85	10-1	5-W	Jordan-34	Longley-10	Stockton-23	19,911
12	Nov. 26	L	@Seattle	92-97	10-2	1-L	Jordan-22	Pippen-12	Payton-26	17,072
13	Nov. 27	W	@Portland	107-104	11-2	1-W	Jordan-33	Pippen/Wennington-5	Saboris-23	21,401
14	Nov. 30	W	@Vancouver	94-88	12-2	2-W	Jordan-29	Longley-10	Anthony-27	19,193
15	Dec. 2	W	@LA Clippers	104-98	13-2	3-W	Jordan-37	Pippen-13	Williams-24	18,321
16	Dec. 6	W	NEW YORK	101-94	14-2	4-W	Jordan/Pippen-22	Rodman-20	Starks-25	23,828*
17	Dec. 8	W	SAN ANTONIO	106-87	15-2	5-W	Jordan-28	Rodman-21	Robinson-30	23,802*
18	Dec. 9	W	@Milwaukee	118-106	16-2	5-W	Jordan-45	Rodman-21	Robinson-39	18,633
19	Dec. 13	W	ORLANDO	112-103	17-2	6-W	Jordan-36	Rodman-19	Hardaway-26	23,895*
20	Dec. 14	W	@Atlanta	127-108	18-2	7-W	Pippen-30	Rodman-10	Augmon/Smith-17	16,378
21	Dec. 16	W	LA LAKERS	108-88	19-2	8-W	Pippen-33	Rodman-15	Ceballos-27	23,824*
22	Dec. 18	W	@Boston	123-114	20-2	9-W	Jordan/Pippen-37	Rodman-17	Radja-23	18,624
23	Dec. 19	W	DALLAS	114-101	21-2	10-W	Jordan-32	Rodman-13	Dumas-24	23,208*
24	Dec. 22	W	TORONTO	113-104	22-2	11-W	Jordan-27	Jordan-10	Tahak-24	22,987*
25	Dec. 23	W	UTAH	100-86	23-2	12-W	Jordan-30	Rodman-12	Malone-22	23,906*
26	Dec. 26	L	@Indiana	97-103	23-3	1-L	Jordan-30	Rodman-11	Smith-26	16,728
27	Dec. 29	W	INDIANA	120-93	24-3	1-W	Jordan-29	Rodman-18	Johnson-24	23,739*
28	Dec. 30	W	ATLANTA	95-93	25-3	2-W	Jordan-33	Rodman-21	Smith-20	23,587*
29	Jan. 3	W	HOUSTON	100-86	26-3	3-W	Jordan-38	Rodman-15	Olajuwon-23	23,854*
30	Jan. 4	W	@Charlotte	117-93	27-3	4-W	Jordan-27	Rodman-11	Rice-26	24,042
31	Jan. 6	W	MILWAUKEE	113-84	28-3	5-W	Jordan-35	Rodman-16	Robinson-23	23,801*
32	Jan. 10	W	SEATTLE	113-87	29-3	6-W	Jordan-35	Jordan-14	Kemp-17	23,877*
33	Jan. 13	W	@Philadelphia	120-93	30-3	7-W	Jordan-48	Rodman-16	Wright-22	18,188
34	Jan. 15	W	@Washington	116-109	31-3	8-W	Jordan-46	Rodman-15	B. Price-30	18,756
35	Jan. 16	W	PHILADELPHIA	116-104	32-3	9-W	Jordan-32	Rodman-21	Stackhouse-24	23,587*
36	Jan. 18	W	@Toronto	92-89	33-3	10-W	Jordan-38	Rodman-13	Stoudamire-26	36,118
37	Jan. 21	W	@Detroit	111-86	34-3	11-W	Jordan-36	Rodman-9	Hill-24	21,454
38	Jan. 23	W	@New York	99-79	35-3	12-W	Jordan-33	Rodman-13	Starks-15	19,763
39	Jan. 24	W	VANCOUVER	104-94	36-3	13-W	Pippen-30	Rodman-16	Reeves-23	23,652*
40	Jan. 26	W	MIAMI	102-80	37-3	14-W	Jordan-25	Rodman-16	Thomas-13	23,814*
41	Jan. 28	W	PHOENIX	93-82	38-3	15-W	Jordan-31	Rodman-20	Barkley-20	23,827*
42	Jan. 30	W	@Houston	98-87	39-3	16-W	Pippen-28	Pippen-12	Olajuwon-31	16,265
43	Feb. 1	W	@Sacramento	105-85	40-3	17-W	Jordan-27	Rodman-21	Richmond-30	17,317
44	Feb. 2	W	@LA Lakers	99-84	41-3	18-W	Pippen-30	Rodman-23	Ceballos-23	17,505
45	Feb. 4	L	@Denver	99-105	41-4	1-L	Jordan-39	Rodman-12	Abdul-Rauf-32	17,171
46	Feb. 6	L	@Phoenix	96-106	41-5	2-L	Jordan-28	Rodman-14	Barkley-35	19,023
47	Feb. 7	W	@Golden State	99-95	42-5	1-W	Jordan-40	Rodman-18	Smith-23	15,025
48	Feb. 13	W	WASHINGTON	111-98	43-5	2-W	Jordan-32	Rodman-16	Howard-28	23,494*
49	Feb. 15	W	@Detroit	112-109 (OT)	44-5	3-W	Jordan-32	Rodman-19	Houston-27	21,454
50	Feb. 16	W	@Minnesota	103-100	45-5	4-W	Jordan-35	Rodman-19	Rider-29	20,214
51	Feb. 18	W	@Indiana	110-102	46-5	5-W	Jordan-44	Rodman-23	Miller-24	16,770
52	Feb. 20	W	CLEVELAND	102-76	47-5	6-W	Hayes-22	Rodman-15	Brandon-21	23,604*
53	Feb. 22	W	@Atlanta	96-91	48-5	7-W	Jordan-34	Rodman-20	Blaylock-26	16,378
54	Feb. 23	L	@Miami	104-113	48-6	1-L	Jordan-31	Rodman-11	Chapman-39	15,200
55	Feb. 25	W	ORLANDO	111-91	49-6	1-W	Kukoc-24	Rodman-17	O'Neal-33	24,102*
56	Feb. 27	W	MINNESOTA	120-99	50-6	2-W	Jordan-35	Rodman-24	Garnett/Rider-20	23,716*
57	Mar. 1	W	GOLDEN STATE	110-87	51-6	3-W	Pippen-25	Rodman-17	Sprewell-20	23,598*
58	Mar. 2	W	BOSTON	107-75	52-6	4-W	Jordan-21	Rodman-15	Burros-12	23,721*
59	Mar. 5	W	MILWAUKEE	115-108	53-6	5-W	Jordan-33	Rodman-9	Robinson-22	23,547*
60	Mar. 7	W	DETROIT	102-81	54-6	6-W	Jordan-33	Rodman-13	Houston-21	23,369*
61	Mar. 10	L	@New York	72-104	54-7	1-L	Jordan-32	Rodman-10	Ewing-26	19,763
62	Mar. 13	W	WASHINGTON	103-86	55-7	1-W	Jordan-37	Rodman-14	Howard/Muresan-17	23,652*
63	Mar. 15	W	DENVER	108-87	56-7	2-W	Jordan-33	Rodman-15	Malysse-22	23,692*
64	Mar. 16	W	@New Jersey	97-93	57-7	3-W	Jordan-37	Jordan-16	Gilliam-21	20,049
65	Mar. 18	W	@Philadelphia	99-94	58-7	4-W	Jordan-31	Jordan-11	Stackhouse-31	18,188
66	Mar. 19	W	SACRAMENTO	89-87	59-7	5-W	Jordan-20	Jordan-9	Richmond-23	23,312*
67	Mar. 21	W	NEW YORK	107-86	60-7	6-W	Jordan-36	Jordan-11	Ewing-20	23,802*
68	Mar. 24	L	@Toronto	108-109	60-8	1-L	Jordan-36	Jrdn/Kukoc/Pippen-9	Stoudamire-30	36,131
69	Mar. 28	W	ATLANTA	111-80	61-8	1-W	Kukoc-24	Pippen-11	Smith-18	23,642*
70	Mar. 30	W	LA CLIPPERS	106-85	62-8	2-W	Pippen-22	Jordan/Kukoc-9	Yaught-14	23,784*
71	Apr. 2	W	@Miami	110-92	63-8	3-W	Jordan/Pippen-32	Rodman-13	Mourning-24	15,200
72	Apr. 4	W	MIAMI	100-82	64-8	4-W	Jordan-40	Rodman-12	Hardaway/Williams-20	23,702*
73	Apr. 5	W	@Charlotte	126-82	65-8	5-W	Pippen-28	Rodman-17	Hancock/Johnson-14	24,042
74	Apr. 7	W	@Orlando	93-86	66-8	6-W	Jordan-27	Pippen/Rodman-13	Hardaway-25	17,248
75	Apr. 9	L	CHARLOTTE	97-98	66-9	1-L	Jordan-10	Rodman-17	Anderson-20	23,590*
76	Apr. 11	W	@New Jersey	113-100	67-9	1-W	Jordan-17	Rodman-12	Childs-23	20,049
77	Apr. 12	W	PHILADELPHIA	112-82	68-9	2-W	Jordan-23	Rodman-16	Maxwell-18	23,633*
78	Apr. 14	W	@Cleveland	98-72	69-9	3-W	Jordan-32	Brandon-21	Brandon-21	20,562
79	Apr. 16	W	@Milwaukee	86-80	70-9	4-W	Jordan-22	Rodman-19	Baker-28	18,633
80	Apr. 18	W	DETROIT	110-79	71-9	5-W	Jordan-30	Rodman-18	Hunter-19	23,614*
81	Apr. 20	L	INDIANA	99-100	71-10	1-L	Jordan-24	Rodman-15	Smith-17	23,784*
82	Apr. 21	W	@Washington	103-93	72-10	1-W	Jordan-26	Rodman-11	Howard-27	18,756

* home sellout



LEFT TO RIGHT: (front row): Toni Kukoc, Luc Longley, Dennis Rodman, Michael Jordan, Scottie Pippen, Ron Harper, Steve Kerr. (middle row): Equipment Mgr. John Ligmanowski, Jud Buechler, Jason Caffey, James Edwards, Bill Wennington, Dickey Simpkins, Jack Haley, Randy Brown, Trainer Chip Schaefer. (back row): VP/Basketball Operations Jerry Krause, Scout Clarence Gaines, Jr., Asst. Coach John Paxson, Asst. Coach Jimmy Rodgers, Asst. Coach Jim Clemons, Head Coach Phil Jackson, Asst. Coach Tex Winter, Scout Jim Stack, Strength & Cond. Consultant Al Vermeil, Strength & Cond. Assistant Erik Helland, not pictured: John Salley, European Scout Ivica Dukan.

DRAFT: First Round, Jason Caffey (Alabama); second round, Dragan Tarlac (Greece).

RECORD: 72-10 (FIRST PLACE)

REGULAR SEASON: Finished season with the then-best record in NBA history at 72-10 ... became first team in NBA history to win 70 games with the 86-80 win at Milwaukee on 04/16/96 ... set club record for most consecutive home victories at the start of the season with four ... set NBA record for most consecutive home games won in the regular season with 44 ... finished the season with club road record of 33-8 ... set club record for most consecutive regular season road wins with nine ... set club record for consecutive regular-season win streak with 18 ... set new NBA record for the best record for a team, reaching 50 wins with the fewest losses (50-6) ... Michael Jordan (44) and Scottie Pippen (40) became the first Bulls (and ninth pair in NBA history) to score 40 or more points in a game on 02/18/96 at Indiana ... Phil Jackson became the 26th coach in NBA history to reach 400 career coaching victories with a 98-94 win over the 76ers on 03/18/96 at Philadelphia ... Jordan scored his 23,000th career point (01/13/96) and his 24,000th career point (03/18/96) at Philadelphia ... Jordan passed Jerry Sloan as the Bulls' all-time career leader in games played (697) on 11/27/95 at Portland ... Jordan became the fourth player in NBA history to record 2,000 career steals (04/04/96 vs. Miami).

PLAYOFFS: Won franchise's fourth NBA title, defeating Seattle (4-2) in the NBA Finals ... swept Miami in the first round 3-0 ... defeated New York 4-1 in Eastern Conference Semifinals ... swept Orlando in the Eastern Conference Finals 4-0.

HONORS: Michael Jordan captured his eighth scoring title with a 30.4 average ... Jordan named 1996 NBA MVP, All-Star MVP and Finals MVP ... Dennis Rodman captured fifth consecutive rebounding title with a 14.9 average ... Scottie Pippen named a starter to the 1996 NBA All-Star Game ... Jordan and Pippen selected to 1995-96 All-NBA First Team ... Jordan, Pippen and Rodman selected to 1995-96 NBA All-Defensive Team ... Steve Kerr participated in the AT&T Shootout during NBA All-Star Weekend ... Toni Kukoc named winner of the NBA Sixth Man Award ... Phil Jackson named NBA Coach of the Year ... Jerry Krause named NBA Executive of the Year ... Bulls' home sellout streak reached 437 games (includes regular season and playoffs - 365 and 72 respectively).

1996/97 CHICAGO BULLS

GAME	DATE	W-L	OPPONENT	SCORE BULLS-OPP.	TOTAL RECORD	SK	BULLS HL SCORER	BULLS HL REBOUNDER	OPPONENT HL SCORER	GAME ATTEN.
1	Nov. 1	W	@Boston	107-98	1-0	1-W	Jordan-30	Rodman-13	Barros-24	18,624
2	Nov. 2	W	PHILADELPHIA	115-86	2-0	2-W	Jordan-27	Rodman-12	MacLean-16	24,040*
3	Nov. 5	W	VANCOUVER	96-73	3-0	3-W	Jordan-22	Rodman-19	Anthony-13	23,726*
4	Nov. 6	W	@Miami	106-100	4-0	4-W	Jordan-50	Rodman-22	Mourning-33	15,200
5	Nov. 8	W	@Detroit	98-80	5-0	5-W	Kuko/Lingly/Pippen-16	Rodman-20	Dumars-22	21,454
6	Nov. 9	W	BOSTON	104-82	6-0	6-W	Jordan-27	Pippen-12	Day-20	23,813*
7	Nov. 11	W	PHOENIX	97-79	7-0	7-W	Jordan-26	Rodman-22	Finley-17	23,807*
8	Nov. 13	W	MIAMI	103-71	8-0	8-W	Jordan-28	Rodman-19	Mourning-20	23,889*
9	Nov. 15	W	@Charlotte	110-87	9-0	9-W	Jordan-38	Rodman-17	Rice-21	24,042
10	Nov. 16	W	ATLANTA	97-69	10-0	10-W	Jordan-25	Rodman-15	Laethner-17	23,839*
11	Nov. 20	W	@Phoenix	113-99	11-0	11-W	Jordan/Pippen-37	Rodman-16	Finley-17	19,023
12	Nov. 21	W	@Denver	110-92	12-0	12-W	Jordan-31	Jrds/Rodm/Kuko-7	Smith-20	17,171
13	Nov. 23	L	@Utah	100-105	12-1	1-L	Jordan-44	Rodman-10	Malone-36	19,911
14	Nov. 25	W	@L.A. Clippers	88-84	13-1	1-W	Jordan-40	Rodman-14	Roberts-15	16,144
15	Nov. 29	W	@Dallas	116-87	14-1	2-W	Jordan-36	Rodman-19	Gatling-35	18,042
16	Nov. 30	W	@San Antonio	97-88	15-1	3-W	Jordan-35	Rodman-14	D. Wilkins-25	37,058
17	Dec. 3	W	@Milwaukee	107-104	16-1	4-W	Jordan-40	Rodman-12	G. Robinson-21	18,633
18	Dec. 5	W	L.A. CLIPPERS	114-96	17-1	5-W	Pippen-25	Rodman-14	Richardson-20	23,687*
19	Dec. 7	L	MIAMI	80-83	17-2	1-L	Jordan-37	Rodman-18	Mourning-20	23,861*
20	Dec. 8	L	@Toronto	89-97	17-3	2-L	Pippen-28	Rodman-11	Stoudamire-31	33,385
21	Dec. 11	W	MINNESOTA	102-86	18-3	1-W	Jordan-27	Pippen-9	Gugliotta/West-19	23,505*
22	Dec. 13	W	@New Jersey	113-92	19-3	2-W	Jordan-32	Wenington-8	Park-25	20,049
23	Dec. 14	W	CHARLOTTE	87-82	20-3	3-W	Jordan-29	Rodman-23	Rice-25	23,771*
24	Dec. 17	W	L.A. LAKERS	129-123 (OT)	21-3	4-W	Pippen-35	Rodman-23	Van Exel-36	23,919*
25	Dec. 19	W	@Charlotte	93-72	22-3	5-W	Jordan-35	Rodman-14	Rice-23	24,042
26	Dec. 21	W	@Philadelphia	111-105	23-3	6-W	Jordan-31	Rodman-19	Iverson-32	20,918
27	Dec. 23	W	NEW JERSEY	113-81	24-3	7-W	Jordan-24	Rodman-17	Kiddes/Gill-19	23,801*
28	Dec. 25	W	DETROIT	95-83	25-3	8-W	Pippen-27	Rodman-22	G. Hill-27	23,744*
29	Dec. 26	L	@Atlanta	113-108	25-4	1-L	Jordan-34	Rodman/Parish-10	Laethner-37	16,378
30	Dec. 28	W	CLEVELAND	102-97	26-4	1-W	Jordan-45	Rodman-16	Phils-17	23,782*
31	Dec. 30	W	INDIANA	81-79	27-4	2-W	Jordan-28	Rodman-21	R. Miller/E. Johnson-13	23,692*
32	Jan. 3	W	@ORLANDO	110-89	28-4	3-W	Jordan-22	Rodman-22	Seikaly-20	23,904*
33	Jan. 6	W	UTAH	102-89	29-4	4-W	Pippen-24	Rodman-16	Malone-27	23,882*
34	Jan. 10	W	@Milwaukee	116-101	30-4	5-W	Jordan-33	Rodman-26	G. Robinson-35	18,717
35	Jan. 11	W	HOUSTON	110-96	31-4	6-W	Jordan-32	Rodman-18	Olajuwon-29	24,196*
36	Jan. 14	W	WASHINGTON	100-107	32-4	7-W	Jordan-39	Rodman-18	Webber-33	23,891*
37	Jan. 15	W	@Minnesota	112-102	33-4	8-W	Pippen-29	Rodman-15	Garnett/Marbury-21	20,113
38	Jan. 17	W	MILWAUKEE	100-73	34-4	9-W	Kuko/Jordan-24	Longley-8	V. Baker-36	23,898*
39	Jan. 19	L	@Houston	86-102	34-5	1-L	Jordan-26	Jordan-14	Olajuwon-32	16,285
40	Jan. 21	W	NEW YORK	88-87	35-5	1-W	Jordan-51	Pippen-10	Ewing-19	23,902*
41	Jan. 23	W	@Cleveland	87-71	36-5	2-W	Jordan-32	Pippen-12	Brandon-21	20,582
42	Jan. 25	W	TORONTO	110-98	37-5	3-W	Jordan-24	Caffey-6	Stoudamire-26	23,913*
43	Jan. 28	W	@Vancouver	111-96	38-5	4-W	Jordan-28	Pippen-10	Abdur-Rahim-24	19,133
44	Jan. 30	W	@Sacramento	111-93	39-5	5-W	Jordan-32	Pippen-11	Richmond-28	17,317
45	Jan. 31	W	@Golden State	115-92	40-5	6-W	Pippen-32	Pippen-10	Sprewell-18	18,748
46	Feb. 2	W	@Seattle	91-84	41-5	7-W	Jordan-45	Payton-24	Rider-19	17,072
47	Feb. 4	W	@Portland	88-84	42-5	8-W	Jordan-36	Pippen-8	Campbell-34	21,538
48	Feb. 5	L	@L.A. Lakers	90-106	42-6	1-L	Jordan-27	Kuko-6	Rice-32	17,505
49	Feb. 11	W	CHARLOTTE	102-100	43-6	1-W	Jordan-43	Rodman-14	Laethner/S. Smith-21	23,884*
50	Feb. 14	W	@Atlanta	89-88	44-6	2-W	Jordan-30	Rodman-12	Hardaway-20	23,919*
51	Feb. 16	W	ORLANDO	110-89	45-6	3-W	Pippen-22	Rodman-13	D. Ellis-27	23,874*
52	Feb. 18	W	DENVER	134-123	46-6	4-W	Pippen-47	Rodman-13	Howard-25	18,756
53	Feb. 21	W	@Washington	103-99	47-6	5-W	Jordan-36	Rodman-12	Smith-19	23,917*
54	Feb. 22	W	GOLDEN STATE	120-87	48-6	6-W	Jordan-34	Rodman-12	Trent-14	23,941*
55	Feb. 24	W	PORTLAND	116-89	49-6	7-W	Jordan-37	Rodman-15	Brandon-23	20,582
56	Feb. 27	L	@Cleveland	70-73	49-7	1-L	Jordan-23	Rodman-16	Abdur-Rahim-24	23,836*
57	Feb. 28	W	SACRAMENTO	126-108	50-7	1-W	Jordan-35	Rodman-11	G. Robinson-23	23,894*
58	Mar. 3	W	MILWAUKEE	108-80	51-7	2-W	Jordan-31	Rodman-11	H. Williams-19	23,841*
59	Mar. 5	W	SAN ANTONIO	111-89	52-7	3-W	Pippen-19	Caffey/Longley-10	R. Miller-27	23,902*
60	Mar. 7	W	INDIANA	104-86	53-7	4-W	Jordan-38	Rodman-19	Ewing-32	18,763
61	Mar. 9	L	@New York	93-87	53-8	1-L	Jordan-36	Rodman-19	E. Williams-27	18,624
62	Mar. 11	W	@Boston	117-106	54-8	1-W	Jordan-32	Rodman-16	Iverson-37	21,061
63	Mar. 12	W	@Philadelphia	106-104	55-8	2-W	Pippen-31	Rodman-17	Cassell-28	20,049
64	Mar. 14	L	@New Jersey	98-99	55-9	1-L	Jordan-36	Rodman-17	Laethner-22	23,984*
65	Mar. 15	W	ATLANTA	99-79	56-9	1-W	Pippen-17	Rodman-14	Hawkins-23	23,989*
66	Mar. 18	W	SEATTLE	88-87 (OT)	57-9	2-W	Jordan-32	Jordan-19	Hill-16	23,896*
67	Mar. 21	W	@Indiana	117-98	58-9	3-W	Jordan-36	Rodman-19	Finley-28	23,854*
68	Mar. 22	W	DETROIT	103-88	59-9	4-W	Pippen-26	Rodman-18	Stoudamire-18	34,104
69	Mar. 25	W	DALLAS	94-82	60-9	5-W	Kerry/Jordan-20	Rodman-21	J. Jackson-33	23,916*
70	Mar. 27	W	@Toronto	96-83	61-9	6-W	Longley/Pippen-16	Jordan-10	Wesley-31	23,908*
71	Mar. 29	W	NEW JERSEY	111-101	62-9	7-W	Pippen-31	Pippen-8	Strickland-26	18,756
72	Apr. 1	W	BOSTON	111-106	63-9	8-W	Jordan-21	Caffey-8	Brandon/T. Hill-19	23,855*
73	Apr. 3	L	@Washington	102-110	63-10	1-L	Jordan-34	Caffey/Kuko-8	Hardaway/Seikaly-23	23,918*
74	Apr. 4	W	CLEVELAND	84-71	64-10	1-W	Jordan-22	Pippen-7	A. Davis-16	18,760
75	Apr. 6	W	@Orlando	110-94	65-10	2-W	Jordan-37	Caffey/Jordan-8	Ewing-20	19,763
76	Apr. 7	W	PHILADELPHIA	128-102	66-10	3-W	Jordan-30	Caffey/Jordan-8	Mills-29	21,454
77	Apr. 9	W	@Indiana	86-80	67-10	4-W	Jordan-23	Caffey/Jordan-8	Stoudamire-28	23,896*
78	Apr. 10	W	@New York	105-103	68-10	5-W	Jordan-34	Caffey-10	Mashburn-23	15,200
79	Apr. 13	L	@Detroit	91-108	68-11	1-L	Pippen-21	Jordan-11	Ewing-27	24,161*
80	Apr. 14	W	TORONTO	117-100	69-11	1-W	Jordan-30	Jordan-8		
81	Apr. 16	L	@Miami	92-102	69-12	1-L	Pippen-28	Jordan-8		
82	Apr. 19	L	NEW YORK	101-103	69-13	2-L	Jordan-33	Caffey/Buechler/Pippen-6		

* home sellout



LEFT TO RIGHT: (front row): Luc Longley, Dennis Rodman, Michael Jordan, Scottie Pippen, Ron Harper. (middle row): Jud Buechler, Jason Caffey, Toni Kukoc, Bill Wennington, Robert Parish, Dickey Simpkins, Steve Kerr, Randy Brown. (back row): Equipment Manager John Ligmanowski, Assistant Coach Frank Hamblen, Assistant Coach Jimmy Rodgers, Head Coach Phil Jackson, Assistant Coach Tex Winter, Trainer Chip Schaefer. Not pictured: Brian Williams and Assistant Coach Bill Cartwright.

DRAFT: First round, Travis Knight (Connecticut).

RECORD: 69-13 (FIRST PLACE)

REGULAR SEASON: Finished season at 69-13, tying the 1971-72 L.A. Lakers for the second-best regular season record in NBA history ... set club record for most consecutive games won at the start of the season (12-0) ... Bulls reached the 100-win milestone at the United Center on 03/22/97 with a 103-88 victory over Detroit ... surpassed the 1966-68 Philadelphia 76ers and the 1984-86 Boston Celtics for most wins in back-to-back seasons with a record of 131-19 ... Jordan set a club record for most starts (11) in season openers ... Jordan scored his 25,000th career point on 11/30/96 at San Antonio, reaching the plateau faster than any player in NBA history except Wilt Chamberlain ... on 04/06/97 at Orlando, Jordan scored his 26,711th point, passing Oscar Robertson for fifth place on the NBA's all-time scoring list ... Robert Parish played his NBA-record 21st season ... Dennis Rodman grabbed his 10,000th career rebound vs. Washington on 01/14/97 to become the 24th player in league history to reach the milestone ... Jordan, Pippen and Parish named to NBA's 50 all-time greatest players list ... Phil Jackson named as one of the league's all-time 10 greatest coaches ... Pippen (35), Toni Kukoc (31) and Jordan (30) became the first Bulls to score 30-plus points in the same game on 12/17/96 vs. L.A. Lakers.

PLAYOFFS: Won franchise's second consecutive and fifth NBA title in seven years by defeating Utah 4-2 in the NBA Finals ... swept Washington 3-0 in the first round ... defeated Atlanta 4-1 in Eastern Conference Semifinals ... defeated Miami 4-1 in Eastern Conference Finals.

HONORS: Michael Jordan captured his ninth scoring title with a 29.6 average ... Jordan named to NBA All-Star Team for the 11th time and chosen as 1997 NBA Finals MVP ... Dennis Rodman captured sixth consecutive rebounding title with a 16.1 average ... Scottie Pippen named a starter to the 1997 NBA All-Star Game ... Jordan and Pippen selected to 1996-97 All-NBA First Team ... Jordan and Pippen selected to 1996-97 NBA All-Defensive Team ... Jordan became the first player in NBA history to record a triple-double in an NBA All-Star Game (14 points, 11 rebounds and 11 assists) ... Steve Kerr won the AT&T Shootout during NBA All-Star Weekend ... Bulls' home sellout streak reached 489.

1997/98 CHICAGO BULLS

GAME	DATE	W-L	OPPONENT	SCORE BULLS-OPP.	TOTAL RECORD	SK	BULLS H.L. SCORER	BULLS H.L. REBOUNDER	OPPONENT H.L. SCORER	GAME ATTEN.
1	Oct. 31	L	@Boston	85-92	0-1	1-L	Jordan-30	Rodman-9	Walker-31	18,624
2	Nov. 1	W	PHILADELPHIA	94-74	1-1	1-W	Harper-17	Rodman-13	Stackhouse-15	24,196*
3	Nov. 3	W	SAN ANTONIO	87-83 (2OT)	2-1	2-W	Jordan-29	Rodman-22	Robinson-21	23,866*
4	Nov. 5	W	ORLANDO	94-81	3-1	3-W	Jordan-29	Jordan-17	Seikaly-34	23,809*
5	Nov. 7	L	@Atlanta	76-80	3-2	1-L	Jordan-27	Jordan/Longley-9	Blaylock-19	45,730
6	Nov. 8	W	NEW JERSEY	99-86	4-2	1-W	Kerr-21	Rodman-12	Cassell-19	23,898*
7	Nov. 11	L	@Cleveland	80-101	4-3	1-L	Jordan-19	Caffey-8	Kemp-21	20,562
8	Nov. 12	L	WASHINGTON	83-90	4-4	2-L	Jordan-28	Rodman-14	Howard-18	23,749*
9	Nov. 14	W	CHARLOTTE	105-82	5-4	1-W	Jordan-28	Rodman-14	Phils/Beiger-14	23,94*
10	Nov. 15	W	CLEVELAND	79-70	6-4	2-W	Jordan-27	Rodman-18	Anderson-12	23,906*
11	Nov. 20	L	@Phoenix	85-89	6-5	1-L	Jordan-30	Rodman-14	Manning-23	19,023
12	Nov. 21	W	@L.A. Clippers	111-102 (2OT)	7-5	1-W	Jordan-49	Longley-17	Murray-24	16,199
13	Nov. 23	W	@Sacramento	103-88	8-5	2-W	Jordan-33	Rodman-14	Richmond-23	17,317
14	Nov. 25	L	@Seattle	90-91	8-6	1-L	Kukoc-30	Rodman-17	Payton-22	17,072
15	Nov. 28	L	@Indiana	83-94	8-7	2-L	Jordan-26	Rodman-11	Miller-24	16,736
16	Nov. 29	W	@Washington#	88-83	9-7	1-W	Jordan-29	Rodman-17	Howard-22	18,756
17	Dec. 3	W	@Boston	97-87	10-7	2-W	Jordan-29	Rodman-17	Walker-19	18,624
18	Dec. 5	W	MILWAUKEE	84-82	11-7	3-W	Kukoc-19	Rodman-14	Gilliam-18	24,041*
19	Dec. 8	W	NEW YORK	100-82	12-7	4-W	Jordan-29	Rodman/Longley/Hrp-9	Ewing-22	24,107*
20	Dec. 10	L	@Orlando	98-106	12-8	1-L	Jordan-25	Rodman-16	Seikaly-26	17,248
21	Dec. 12	L	@Charlotte	77-79	12-9	2-L	Jordan-28	Rodman-19	Rice-21	24,042
22	Dec. 13	W	TORONTO	97-70	13-9	1-W	Harper-20	Rodman-14	Wallace-24	23,867*
23	Dec. 15	W	PHOENIX	111-104	14-9	2-W	Jordan-31	McDyess-23	McDyess-23	23,888*
24	Dec. 17	W	L.A. LAKERS	104-83	15-9	3-W	Jordan-36	Rodman-14	Bryant-33	24,182*
25	Dec. 20	W	@New Jersey	100-92	16-9	4-W	Jordan-24	Rodman-24	Van Horn-20	20,049
26	Dec. 23	W	L.A. CLIPPERS	94-89	17-9	5-W	Jordan-27	Rodman-25	Rogers-20	23,904*
27	Dec. 25	W	MIAMI	90-80	18-9	6-W	Jordan-24	Rodman-13	Mashburn-20	24,182*
28	Dec. 27	W	ATLANTA	97-90	19-9	7-W	Jordan-47	Rodman-29	Smith/Recasner-18	24,191*
29	Dec. 29	W	DALLAS	111-105	20-9	8-W	Jordan-41	Rodman-27	Finley-23	23,712*
30	Dec. 30	L	@Minnesota	95-99	20-10	1-L	Jordan-33	Rodman-13	Buglitta/Marbury-23	20,097
31	Jan. 2	W	MILWAUKEE	114-100	21-10	1-W	Jordan-44	Rodman-21	Robinson-44	23,897*
32	Jan. 3	W	@Detroit	105-96	22-10	2-W	Jordan-34	Rodman-18	Hill-31	22,076
33	Jan. 6	W	BOSTON	98-79	23-10	3-W	Jordan/Kukoc-19	Rodman-20	Mercer-20	23,804*
34	Jan. 7	L	@Miami	72-89	23-11	1-L	Jordan-26	Rodman-17	Mashburn-18	15,200
35	Jan. 9	W	@New York	90-89	24-11	1-W	Jordan-44	Longley-10	Houston-19	13,763
36	Jan. 10	W	GOLDEN STATE	87-82	25-11	2-W	Jordan-32	Rodman-16	Smith-23	23,902*
37	Jan. 13	W	SEATTLE	101-91	26-11	3-W	Jordan-40	Rodman-17	Payton-22	24,112*
38	Jan. 15	L	@Philadelphia	96-106	26-12	1-L	Pippen-22	Rodman-20	Iverson-31	21,104
39	Jan. 16	W	@Milwaukee	96-86	27-12	1-W	Jordan-27	Rodman-12	Allen-27	18,717
40	Jan. 18	W	HOUSTON	106-100	28-12	2-W	Jordan-45	Rodman/Longley-5	Barkley-35	24,209*
41	Jan. 21	W	CHARLOTTE	110-79	29-12	3-W	Jordan-33	Longley-13	Wesley-18	23,967*
42	Jan. 23	W	@New Jersey	100-98 (OT)	30-12	4-W	Jordan-32	Pippen-7	Williams-23	20,049
43	Jan. 25	L	UTAH	94-101	30-13	1-L	Jordan-32	Rodman-14	Malone-35	24,361*
44	Jan. 27	W	@Vancouver	102-85	31-13	1-W	Pippen-29	Rodman-22	Abdur-Rahim-16	19,193
45	Jan. 29	W	@Portland	100-87	32-13	2-W	Jordan-29	Rodman-20	Rider-29	21,538
46	Jan. 30	W	@Golden State	87-80	33-13	3-W	Pippen-22	Rodman-22	Smith-18	19,804
47	Feb. 1	L	@L.A. Lakers	87-112	33-14	1-L	Jordan-31	Rodman-15	Fox-25	17,505
48	Feb. 2	W	@Denver	111-72	34-14	1-W	Burrell-24	Rodman-16	Newman-19	17,171
49	Feb. 4	L	@Utah	93-101	34-15	1-L	Jordan-40	Longley-11	Malone-30	19,911
50	Feb. 10	W	TORONTO	93-88	35-15	1-W	Kukoc-21	Rodman-17	Stoudamire-19	23,881*
51	Feb. 11	W	@Charlotte	92-90	36-15	2-W	Jordan-29	Rodman-11	Rice-29	24,042
52	Feb. 13	W	ATLANTA	112-110	37-15	3-W	Jordan-37	Jordan-7	Smith-26	24,207*
53	Feb. 15	W	DETROIT	99-90	38-15	4-W	Kukoc-22	Hunter-31	Smith-26	24,199*
54	Feb. 17	W	INDIANA	105-87	39-15	5-W	Jordan-27	Rodman-13	Miller-34	24,191*
55	Feb. 19	W	@Toronto	123-86	40-15	6-W	Pippen-22	Rodman-19	Wallace-19	30,172
56	Feb. 21	W	@Washington	94-88	41-15	7-W	Pippen-23	Rodman-17	Cheaney-30	20,674
57	Feb. 23	W	CLEVELAND	97-75	42-15	8-W	Jordan-17	Harper-10	Ilyuskas-15	23,902*
58	Feb. 25	L	PORTLAND	101-106	42-16	1-L	Jordan-33	Rodman-14	Stoudamire-24	23,821*
59	Feb. 28	W	SACRAMENTO	108-94	43-16	1-W	Pippen-29	Rodman-18	Richardson-34	23,914*
60	Mar. 3	W	DENVER	118-90	44-16	2-W	Jordan-30	Rodman-17	Fortson-26	23,870*
61	Mar. 8	W	@New York	102-89	45-16	3-W	Jordan-42	Rodman-20	Houston-24	19,763
62	Mar. 10	W	MIAMI	106-91	46-16	4-W	Jordan-37	Rodman-10	Mourning-21	24,102*
63	Mar. 12	L	@Dallas	97-104 (OT)	46-17	1-L	Jordan-26	Rodman-22	Finley-32	18,255
64	Mar. 14	W	@San Antonio	96-86	47-17	1-W	Jordan-30	Rodman-16	Robinson-35	37,492
65	Mar. 16	W	NEW JERSEY	88-72	48-17	2-W	Kukoc-21	Rodman-16	Gatling-14	23,908*
66	Mar. 17	W	@Indiana	90-84	49-17	3-W	Jordan-35	Rodman-19	Mullin-18	16,729
67	Mar. 20	W	VANCOUVER	98-82	50-17	4-W	Jordan-24	Kukoc-11	Reeves-30	24,023*
68	Mar. 22	W	@Toronto	102-100	51-17	5-W	Jordan/Pippen-33	Rodman-18	Wallace-26	33,216
69	Mar. 23	W	BOSTON	111-88	52-17	6-W	Pippen-27	Rodman-14	Walker-26	23,944*
70	Mar. 25	W	@Orlando	85-70	53-17	7-W	Pippen-23	Rodman-18	Anderson-21	17,248
71	Mar. 27	W	@Atlanta	89-74	54-17	8-W	Jordan-34	Rodman-15	Laettner-13	62,046
72	Mar. 29	W	@Milwaukee	104-87	55-17	9-W	Jordan-30	Rodman-17	Allen-27	18,717
73	Mar. 31	W	DETROIT	106-101 (OT)	56-17	10-W	Pippen-27	Rodman-18	Hill-37	23,942*
74	Apr. 3	W	MINNESOTA	107-93	57-17	11-W	Jordan-41	Rodman-16	Mitchell-24	23,985*
75	Apr. 5	W	@Houston	109-94	58-17	12-W	Jordan-40	Rodman-12	Drexler-20	16,295
76	Apr. 7	W	WASHINGTON	103-85	59-17	13-W	Jordan-30	Rodman-20	Webber-25	23,969*
77	Apr. 9	L	@Cleveland	85-91	59-18	1-L	Jordan-29	Rodman-20	Knight-22	20,562
78	Apr. 11	W	ORLANDO	87-78	60-18	1-W	Jordan-37	Rodman-10	Anderson-21	24,104*
79	Apr. 13	L	INDIANA	105-114	60-19	1-L	Pippen-28	Rodman-9	Miller/Rose-22	23,957*
80	Apr. 15	L	@Detroit	79-87	60-20	2-L	Jordan-19	Rodman-15	Williams-25	22,076
81	Apr. 17	W	@Philadelphia	87-80	61-20	1-W	Jordan-24	Rodman-17	Coleman-20	21,305
82	Apr. 18	W	NEW YORK	111-109	62-20	2-W	Jordan-44	Rodman-8	Houston-22	24,182*

* home sellout

at Landover, Md.



LEFT TO RIGHT: (front row): Randy Brown, Ron Harper, Scottie Pippen, Michael Jordan, Dennis Rodman, Jud Buechler, Steve Kerr. (middle row): Rusty LaRue, Dickey Simpkins, Toni Kukoc, Joe Kleine, Luc Longley, Bill Wennington, Scott Burrell, Keith Booth. (back row): Trainer Chip Schaefer, Assistant Coach Frank Hamblen, Assistant Coach Bill Cartwright, Head Coach Phil Jackson, Assistant Coach Jimmy Rodgers, Assistant Coach Tex Winter, Equipment Manager John Ligmanowski.

DRAFT: First round, Keith Booth (Maryland); second round, Roberto Duenas (Madrid, Spain).

RECORD: 62-20 (FIRST PLACE)

REGULAR SEASON: Finished season at 62-20, won sixth Central Division Championship ... set record for most victories over a three-year span with a record of 203-43 (.825) ... took over the NBA's longest active sellout streak on 11/08/97 vs. New Jersey with their 493rd straight sellout after the Sacramento Kings' streak was snapped at 497 ... Michael Jordan passed Elvin Hayes (27,313) for fourth place on the NBA's all-time scoring list on 11/28/97 at Indiana ... Jordan passed Moses Malone (27,409) for third place on the NBA's all-time scoring list on 12/09/97 vs. New York ... Bulls hosted 500th consecutive sellout on 12/15/97 vs. Phoenix, a streak that began on 11/20/87 vs. Atlanta at Chicago Stadium ... Phil Jackson recorded his 500th career coaching victory faster than any coach in NBA history on 12/23/97 vs. the L.A. Clippers ... Jordan scored in double figures for the 788th consecutive game at Minnesota on 12/30/97, breaking Kareem Abdul-Jabbar's NBA record of 787 games ... Dennis Rodman pulled down 11,000th career rebound on 01/30/98 at Golden State ... Jackson passed K.C. Jones (522) for 19th place on the NBA's all-time list of winningest coaches on 02/19/98 at Toronto ... Jordan passed Alex English (10,559) for fourth place on the NBA's all-time list for field goals made on 02/21/98 at Washington ... Jordan passed Tom Boerwinkle (5,745) to become the club's all-time leading rebounder on 03/14/98 at San Antonio ... Rodman passed Elgin Baylor (11,463) for 16th place on the NBA's all-time rebounding list on 04/09/98 at Cleveland.

PLAYOFFS: Won franchise's third consecutive and sixth NBA title in eight years by defeating Utah 4-2 in the NBA Finals ... swept New Jersey 3-0 in the first round ... defeated Charlotte 4-1 in Eastern Conference Semifinals ... defeated Indiana 4-3 in the Eastern Conference Finals.

HONORS: Jordan captured his 10th scoring title (third consecutive) with a 28.7 average ... Jordan named NBA MVP for fifth time in his career and NBA All-Star Game MVP for third time in his career ... Jordan named to 1997-98 All-NBA First Team ... Jordan named to 1997-98 All-Defensive Team ... Rodman captured his seventh consecutive rebounding title with a 15.0 average ... Jordan named to 1997-98 All-NBA Third Team ... Bulls' home sellout streak reached 542 games (includes regular season and playoffs - 447 and 95, respectively).

1998/99 CHICAGO BULLS

HISTORY

GAME	DATE	W-L	OPPONENT	SCORE BULLS-OPP.	TOTAL RECORD	SK	BULLS HL. SCORER	BULLS HL. REBOUNDER	OPPONENT HL. SCORER	GAME ATTEN.
1	Feb. 5	L	@Utah	96-104	0-1	1-L	Kukoc-32	Kukoc/Barry-5	Malone-21	19,911
2	Feb. 7	W	@L.A. Clippers	89-84	1-1	1-W	Kukoc-22	Lang-14	Murray-20	6,118
3	Feb. 9	L	ATLANTA	71-87	1-2	1-L	Bryant/Kukoc-16	Lang-10	Smith-30	22,553*
4	Feb. 11	L	NEW YORK	68-73	1-3	2-L	Barry-15	Lang-12	Ewing-18	22,194*
5	Feb. 14	L	SAN ANTONIO	76-89	1-4	3-L	Kukoc-27	Kukoc-11	Robinson-22	22,386*
6	Feb. 16	L	ATLANTA	67-83	1-5	4-L	Kukoc-27	Kukoc-10	Smith-17	22,156*
7	Feb. 17	L	@Milwaukee	83-91	1-6	5-L	Kukoc-20	Bryant/Simpkins-5	Brandon-17	14,682
8	Feb. 19	L	@Washington	91-83	1-7	6-L	Barry-22	Bryant/Harper-7	Cheaney-17	19,220
9	Feb. 21	L	@New York	63-79	1-8	7-L	Barry-19	Simpkins-11	Houston-26	19,769
10	Feb. 22	W	@Atlanta	77-68	2-8	1-W	Bryant-16	Kukoc-10	Henderson-16	9,258
11	Feb. 23	L	MILWAUKEE	88-90	2-9	1-L	Kukoc-19	Kukoc-11	Robinson-24	22,302*
12	Feb. 25	L	PHILADELPHIA	80-88	2-10	2-L	Kukoc-16	Simpkins-12	Iverson-33	22,337*
13	Feb. 27	W	CHARLOTTE	94-77	3-10	1-W	Kukoc-16	Lang-10	Coleman-17	22,814*
14	Feb. 28	W	@Toronto	90-88 (OT)	4-10	2-W	Barry-19	Harper-13	Willis-19	14,173
15	Mar. 2	L	DETROIT	78-108	4-11	1-L	Benjamin-15	Kukoc-10	Hill-17	22,432*
16	Mar. 3	L	@Philadelphia	86-102	4-12	2-L	Simpkins-21	Simpkins-8	Iverson-24	11,510
17	Mar. 8	L	@Milwaukee	76-81	4-13	3-L	Barry-19	Kukoc-9	R. Allen-17	12,085
18	Mar. 9	W	NEW JERSEY	103-87	5-13	1-W	Kukoc-28	Simpkins-8	Williams-23	22,207*
19	Mar. 11	L	SEATTLE	83-82	5-14	1-L	Kukoc-28	Kukoc-11	Payton-25	22,391*
20	Mar. 12	W	NEW YORK	76-63	6-14	1-W	Kukoc-25	Simpkins-11	Houston-16	23,078*
21	Mar. 15	L	CLEVELAND	85-89 (OT)	6-15	1-L	Kukoc-22	Kukoc-12	Henderson-22	22,456*
22	Mar. 17	L	@Orlando	94-103	6-16	2-L	Brown-20	Harper-10	D. Armstrong-23	15,823
23	Mar. 18	W	NEW JERSEY	104-95	7-16	1-W	Kukoc-21	Kukoc-11	Harbury-24	22,211*
24	Mar. 19	L	@Indiana	87-96	7-17	1-L	Kukoc-29	Kukoc-7	Miller-31	16,570
25	Mar. 21	W	@Boston	95-92 (OT)	8-17	1-W	Barry/Kukoc-20	Brown/Simpkins-11	Mercer-26	18,624
26	Mar. 23	L	TORONTO	90-113	8-18	1-L	LaRue-15	David-11	Brown-25	22,236*
27	Mar. 24	L	@Charlotte	81-110	8-19	2-L	Simpkins-20	Barry-7	Miller-25	17,857
28	Mar. 26	L	@Atlanta	81-93	8-20	3-L	David-14	Bryant-7	Smith-21	10,878
29	Mar. 28	L	@Toronto	78-91	8-21	4-L	Barry-17	Bryant-9	Carter-22	18,461
30	Mar. 30	W	PHILADELPHIA	91-81	9-21	1-W	Kukoc-26	Booth-9	Iverson-27	22,209*
31	Apr. 1	L	@Detroit	75-107	9-22	1-L	Bryant/Simpkins-14	Simpkins-8	Dumars/Hill-18	17,583
32	Apr. 2	L	ORLANDO	68-115	9-23	2-L	Kukoc-13	Simpkins-6	Hardaway-24	22,517*
33	Apr. 4	W	VANCOUVER	88-87	10-23	1-W	Bryant-25	Simpkins-10	Abdur-Rahim-28	22,198*
34	Apr. 6	L	@Cleveland	89-96	10-24	1-L	Simpkins-21	Bryant-7	Kemp-25	14,739
35	Apr. 7	L	INDIANA	74-91	10-25	2-L	David/Simpkins-13	David-8	Jackson-13	22,484*
36	Apr. 10	L	MIAMI	49-82	10-26	3-L	David-13	David-10	Hardaway-22	22,508*
37	Apr. 11	L	@Boston	81-87	10-27	4-L	Kukoc-23	Simpkins-8	Walker-23	17,169
38	Apr. 13	L	@Miami	74-90	10-28	5-L	Kukoc-25	Kukoc-9	Mourning-19	15,200
39	Apr. 14	L	CLEVELAND	81-89	10-29	6-L	David-20	Kukoc-10	Kemp-27	22,102*
40	Apr. 16	L	@Washington	70-87	10-30	7-L	Kukoc-17	David/Kukoc-10	Thorne-16	14,248
41	Apr. 18	W	MILWAUKEE	79-77	11-30	1-W	Kukoc-22	Kukoc-8	R. Allen-19	22,296*
42	Apr. 20	W	WASHINGTON	83-77	12-30	2-W	Kukoc-25	Simpkins-13	Strickland-16	22,102*
43	Apr. 21	L	@New Jersey	87-89	12-31	1-L	Benjamin-14	Benjamin-7	Van Horn-28	15,674
44	Apr. 23	L	BOSTON	71-100	12-32	2-L	David-20	Simpkins-9	Pierce-18	22,969*
45	Apr. 24	L	@Indiana	69-87	12-33	3-L	Bryant-14	Simpkins-10	Miller-20	16,753
46	Apr. 26	L	@Dallas	93-101	12-34	4-L	Kukoc-26	Harpr/David/Kukoc-7	Finley-28	13,011
47	Apr. 30	L	@Charlotte	88-92	12-35	5-L	Kukoc-23	Simpkins-10	Campbell-19	20,536
48	May 1	W	@Miami	101-86	13-35	1-W	Harper-25	Harpr/Kukoc/Simpkins-9	Hardaway-20	15,200
49	May 3	L	DETROIT	71-115	13-36	1-L	Harper-17	Kukoc-7	Hill-22	22,306*
50	May 5	L	ORLANDO	83-103	13-37	2-L	Harper-17	Harper-9	Grant/Harpry/Outlaw-14	22,567*

* home sellout



LEFT TO RIGHT: (front row): Mark Bryant, Bill Wennington, Toni Kukoc, Ron Harper, Randy Brown, Brent Barry, Dickey Simpkins. (middle row): Charles Jones, Cory Carr, Jeff Sanders, Andrew Lang, Kornel David, Keith Booth, Corey Benjamin, Rusty LaRue. (back row): Equipment Manager John Ligmanowski, Assistant Coach Frank Hamblen, Assistant Coach Tex Winter, Assistant Coach Bill Cartwright, Head Coach Tim Floyd, Assistant Coach Jim Woodridge, Trainer Fred Tedeschi, Assistant Trainer Walter Blase.

DRAFT: First round, Corey Benjamin (Oregon State); second round, Shammond Williams (North Carolina) and Maceo Baston (Michigan). Williams' draft rights traded to Atlanta for the Hawks' second-round pick, Cory Carr (Texas Tech) and two future second round picks.

RECORD: 13-37 (EIGHTH PLACE)

REGULAR SEASON: Michael Jordan retired on 01/13/99 ... named Tim Floyd Head Coach on 01/15/99 and Jim Woodridge Assistant Coach on 08/26/98 ... traded Scottie Pippen to Houston, Luc Longley to Phoenix and Steve Kerr to San Antonio ... Kukoc and Harper were the lone returning starters from the 1997-98 championship team ... finished 13-37 (.260), what was then the worst record in club history ... set NBA records for fewest points (49) and fewest field goals in a game (18) and set a team record for lowest field-goal percentage in a game (.234) vs. Miami on 04/10/99 ... set team records for fewest points allowed in a half (22 - first half) and fewest points allowed in a quarter (five - second quarter) vs. New York on 03/12/99.

PLAYOFFS: Failed to qualify for first time since 1984.

HONORS: Home sellout streak extended to 567 games (regular season and playoffs), the longest current streak in the NBA ... the last time the Bulls failed to sell out a home game was 11/17/87, vs. Washington ... Toni Kukoc passed Jerry Sloan for ninth place on the team's all-time steals list vs. New York on 02/11/99 and recorded his 1,500th career assist vs. Atlanta on 02/09/99.

1999/2000 CHICAGO BULLS

HISTORY

GAME	DATE	W-L	OPPONENT	SCORE BULLS-OPP.	TOTAL RECORD	SK	BULLS HL SCORER	BULLS HL REBOUNDER	OPPONENT HL SCORER	GAME ATTEN.
1	Nov. 3	L	NEW YORK	74-84	0-1	1-1	Simpkins-17	Brand-8	Houston-23	22,176*
2	Nov. 5	L	MIAMI	87-105	0-2	2-1	Kukoc-25	Brand-6	Lonard-22	21,972*
3	Nov. 6	L	@Atlanta	97-113	0-3	3-1	Brand/Kukoc-21	Brand-12	Rider-18	13,342
4	Nov. 9	L	PHOENIX	80-103	0-4	4-1	Brand-11	Perdue-7	Dugliotta/Kidd/Robinson-19	22,026*
5	Nov. 12	L	@Philadelphia	86-92	0-5	5-1	Hawkins-30	Simpkins-7	Iverson-35	18,120
6	Nov. 13	W	BOSTON	92-91	1-5	1-W	Holberg-19	Hawkins/Holberg-7	Walker-24	22,108*
7	Nov. 16	L	@Golden State	79-99	1-6	1-L	Brand-17	Brand/Perdue-9	Jamison-20	10,340
8	Nov. 17	L	@Phoenix	81-105	1-7	2-L	Brand-19	Brand/Perdue-9	Gugliotta/Hardaway-18	18,480
9	Nov. 19	L	@L.A. Lakers	95-103	1-8	3-L	Brand-29	Brand-7	O'Neal-41	18,401
10	Nov. 20	L	@Denver	86-95	1-9	4-L	Anstey-18	Brand-9	McDyess-21	15,920
11	Nov. 24	L	@Milwaukee	95-102	1-10	5-L	Brand-16	Perdue-10	Robinson-22	14,209
12	Nov. 26	L	@San Antonio	78-101	1-11	6-L	Brand-24	David-8	Duncan-23	24,919
13	Nov. 27	L	@Dallas	83-95	1-12	7-L	Brand-18	Artest/Brand-9	Finley-24	14,436
14	Dec. 2	L	DALLAS	95-101	1-13	8-L	Artest-21	Anstey-15	Finley-30	22,109*
15	Dec. 4	L	MILWAUKEE	91-82	1-14	9-L	Brand-15	Brand-17	Cassell-23	22,108*
16	Dec. 8	L	@Cleveland	93-107	1-15	10-L	Benjamin-11	Anstey/Perdue-7	Sura-29	11,226
17	Dec. 10	W	NEW JERSEY	71-69	2-15	1-W	Brand-16	Brand-14	Van Horn-19	22,112*
18	Dec. 11	L	@Orlando	67-108	2-16	1-L	Artest-20	Brand-10	4 Tied-16	13,120
19	Dec. 15	L	@Indiana	91-102	2-17	2-L	Willoughby-21	Perdue-10	Croschere-21	18,345
20	Dec. 17	L	@Philadelphia	74-77	2-18	3-L	Benjamin-16	Brand-11	Iverson-19	14,801
21	Dec. 18	L	ORLANDO	74-83	2-19	4-L	Brand-19	Brand-10	Annecht-13	22,083*
22	Dec. 20	L	SEATTLE	84-93	2-20	5-L	Benjamin-19	Brand-9	Baker-25	22,106*
23	Dec. 22	L	MINNESOTA	86-106	2-21	6-L	Brand-17	Brand-8	Garnett-22	22,102*
24	Dec. 26	L	@New Jersey	76-103	2-22	7-L	Brand-22	Brand-11	Van Horn-17	17,063
25	Dec. 27	L	INDIANA	91-103	2-23	8-L	Artest/Brand-22	Brand-13	Davis-21	22,109*
26	Dec. 29	L	DETROIT	77-91	2-24	9-L	Armstrong-22	Brand-10	Stackhouse-23	22,363*
27	Dec. 30	L	@Minnesota	76-94	2-25	10-L	Benjamin-21	Ruffin-8	Garnett-22	19,623
28	Jan. 3	L	PORTLAND	63-88	2-26	11-L	Brand-23	Brand-10	Stoudamire-16	22,353*
29	Jan. 5	W	WASHINGTON	77-66	3-26	1-W	Kukoc-18	Brand-16	Murray-18	21,889*
30	Jan. 7	W	@Washington	110-103	4-26	2-W	Kukoc-33	Brand-13	Howard-19	12,223
31	Jan. 8	W	BOSTON	96-79	5-26	3-W	Brand-26	Brand-14	Pierce-20	22,252*
32	Jan. 11	L	@New York	88-95	5-27	1-L	Artest-24	Brand/Kukoc-7	L. Johnson-19	19,763
33	Jan. 14	L	ATLANTA	83-89	5-28	2-L	Anstey/Kukoc-19	Brand-14	Rider-24	22,054*
34	Jan. 15	L	HOUSTON	90-93	5-29	3-L	Kukoc-29	Brand-11	Francis-27	22,281*
35	Jan. 18	W	@Miami	92-95 (OT)	6-29	1-W	Brand-24	Brand-13	Carter/Mourning-20	19,344
36	Jan. 19	L	CHARLOTTE	86-90	6-30	1-L	Brand-20	Brand-11	Jones-26	21,906*
37	Jan. 22	W	DETROIT	98-92	7-30	1-W	Kukoc-22	Brand/Simpkins-14	Mills-20	22,191*
38	Jan. 24	W	INDIANA	83-82	8-30	2-W	Brand-20	Brand-8	Rose-18	21,911*
39	Jan. 25	L	@Atlanta	89-96	8-31	1-L	Brand-22	Simpkins-11	Rider-28	12,579
40	Jan. 26	L	SACRAMENTO	90-102	8-32	2-L	Brand-30	Brand-18	Webber-24	22,292*
41	Jan. 29	L	TORONTO	89-106	8-33	3-L	Artest-18	Brand-9	Carter-22	22,104*
42	Feb. 1	L	@Portland	81-92	8-34	4-L	Brand-22	Brand-8	B. Grant-19	20,220
43	Feb. 2	W	@Seattle	88-91	9-34	1-W	Kukoc-31	Simpkins-10	Baker-19	12,636
44	Feb. 4	L	@Vancouver	76-101	9-35	1-L	Kukoc-27	Perdue-8	Dickerson-20	15,357
45	Feb. 6	W	@L.A. Clippers	100-90	10-35	1-W	Brand-21	Brand-8	Taylor-23	12,973
46	Feb. 8	L	@Sacramento	80-119	10-36	1-L	Brand-25	Brand-10	Webber-22	17,317
47	Feb. 9	L	@Utah	86-113	10-37	2-L	Brand-13	Hawkins-5	Malone-30	19,605
48	Feb. 15	L	L.A. LAKERS	76-88	10-38	3-L	Artest-16	Brand-8	O'Neal-29	23,208*
49	Feb. 17	W	MIAMI	83-76	11-38	1-W	Brand-26	Brand-10	Mourning-15	22,207*
50	Feb. 19	W	L.A. CLIPPERS	74-72	12-38	2-W	Brand-26	Brand-18	Hudson-22	22,241*
51	Feb. 22	L	VANCOUVER	81-85	12-39	1-L	Brand-25	Brand-9	Dickerson-25	21,874*
52	Feb. 24	L	@Indiana	83-100	12-40	2-L	Brand-38	Brand/Simpkins-7	Rose-22	18,345
53	Feb. 25	L	SAN ANTONIO	78-91	12-41	3-L	Holberg-18	Brand-12	Robinson-23	22,879*
54	Feb. 27	L	@Detroit	90-93	12-42	4-L	Brand-28	Brand-12	Stackhouse-27	13,751
55	Feb. 29	L	@Toronto	80-87	12-43	5-L	Brand-26	Simpkins/Artest-8	Carter-26	18,232
56	Mar. 2	L	CLEVELAND	110-114 (OT)	12-44	6-L	Brand-30	Brand-11	Webber-22	21,848*
57	Mar. 4	L	PHILADELPHIA	84-95	12-45	7-L	Artest-18	Brand-8	Iverson-29	22,773*
58	Mar. 5	L	@Charlotte	94-100	12-46	8-L	Brand-24	Brand-11	Coleman-26	15,799
59	Mar. 7	W	ATLANTA	89-82	13-46	1-W	Brand-31	Simpkins-9	Henderson-15	21,904*
60	Mar. 8	L	@Orlando	67-103	13-47	1-L	Carr-13	Brand-11	Armstrong-17	13,123
61	Mar. 10	L	@Boston	74-104	13-48	2-L	Brand-16	Brand-9	Anderson-16	17,123
62	Mar. 13	L	UTAH	79-87	13-49	3-L	Brand-26	Brand-12	Malone-31	22,207*
63	Mar. 15	L	@Charlotte	74-77	13-50	4-L	Carr-18	Brand-12	Wesley/Jones-18	15,964
64	Mar. 17	L	GOLDEN STATE	92-95 (OT)	13-51	5-L	Brand-26	Simpkins-12	Blaylock-23	21,898*
65	Mar. 18	L	@Washington	88-101	13-52	6-L	Brand-24	Simpkins-10	Strickland-13	20,674
66	Mar. 20	L	ORLANDO	86-98 (OT)	13-53	7-L	Brand-18	Brand-17	Armstrong-20	21,813*
67	Mar. 22	L	@New York	67-78	13-54	8-L	Brand-22	Brand-13	Sprewell-21	19,763
68	Mar. 24	W	DENVER	70-68	14-54	1-W	Brand-26	Brand-15	Clark-18	21,808*
69	Mar. 26	L	@Houston	78-123	14-55	1-L	Brand-24	Artest-8	Williams-24	14,745
70	Mar. 29	L	CLEVELAND	81-86	14-56	2-L	Brand-27	Anstey-11	Sura-20	21,819*
71	Mar. 30	L	@Miami	80-105	14-57	3-L	Brand-17	Brand/Brown-5	Hardaway-16	15,886
72	Apr. 1	L	CHARLOTTE	87-80	14-58	4-L	Brand-24	Brand-8	Campbell-25	21,882*
73	Apr. 2	W	@Cleveland	83-74	15-58	1-W	Brand-23	Brand-14	Murray-16	14,270
74	Apr. 4	L	@Milwaukee	73-92	15-59	1-L	Brand-18	Simpkins-9	Cassell-19	14,024
75	Apr. 6	W	MILWAUKEE	90-88	16-59	1-W	Brand/Hawkins-20	Brand-13	Robinson-24	21,841*
76	Apr. 8	L	TORONTO	79-98	16-60	1-L	Artest-17	Brand-11	Brown/McGrady-19	22,137*
77	Apr. 11	W	NEW JERSEY	100-93	17-60	1-W	Brand-22	Brand-15	Van Horn-25	21,812*
78	Apr. 13	L	WASHINGTON	103-109	17-61	1-L	Brand-44	Brand-12	Hamilton-26	21,881*
79	Apr. 14	L	@Boston	91-106	17-62	2-L	Brand-18	Ruffin-10	Fortson-21	14,899
80	Apr. 16	L	@Toronto	84-95	17-63	3-L	Brand-24	Ruffin-10	Carter-25	19,800
81	Apr. 18	L	PHILADELPHIA	89-93	17-64	4-L	Brand-26	Brand-10	Snow-20	22,325*
82	Apr. 19	L	@Detroit	91-112	17-65	5-L	Brand-32	Brand-11	Stackhouse-21	16,771

* home sellout



LEFT TO RIGHT: (front row): Michael Ruffin, Elton Brand, Hersey Hawkins, Randy Brown, B.J. Armstrong, Ron Artest, Dickey Simpkins. (middle row): Assistant Coach Bill Cartwright, Assistant Coach Phil Johnson, Matt Maloney, Chris Carr, Chris Anstey, Will Perdue, Corey Benjamin, Fred Hoiberg, Head Coach Tim Floyd, Assistant Coach Bill Berry. (back row): Assistant Trainer Walter Blase, Equipment Manager John Ligmanowski, Strength & Conditioning Consultant Al Vermeil, Strength & Conditioning Assistant Erik Helland, Supervisor of European Scouting Ivica Dukan, V.P. of Basketball Operations Jerry Krause, Assistant V.P. Basketball Operations Jim Stack, Scout Gar Forman, Scout Clarence Gaines, Jr., Strength & Conditioning Assistant Mike Gattone, Head Athletic Trainer Fred Tedeschi.

DRAFT: First round, Elton Brand (Duke) and Ron Artest (St. John's); second round, Michael Ruffin (Tulsa) and Lari Ketner (Massachusetts).

RECORD: 17-65 (EIGHTH PLACE)

REGULAR SEASON: Traded Toni Kukoc to Philadelphia as part of a three-way trade with Golden State, receiving the Washington Wizards' first round draft pick in 2000, along with John Starks and Bruce Bowen ... Starks and Bowen both waived ... then franchise-record worst winning percentage (.207) ... set a then-franchise record for fewest turnovers in a game (six) on 03/07/00 at the United Center vs. Atlanta ... Elton Brand became the second player in team history to average at least 20 points and 10 rebounds, joining Artis Gilmore ... Brand also became only the 19th player in NBA history to reach those statistical plateaus as a rookie ... Brand set a team record, hitting 14 straight field goals en route to a career-high 44 points on 04/13/00 versus Washington at the United Center.

PLAYOFFS: Failed to qualify.

HONORS: Home sellout streak extended to 608 games (regular season and playoffs), the longest current streak in the NBA ... the last time the Bulls failed to sell out a home game was 11/17/87, vs. Washington ... Elton Brand named NBA Co-Rookie of the Year (shared with Houston's Steve Francis) ... Brand (first) and Artest (second) named to NBA All-Rookie team ... Brand named MVP at Schick Rookie Challenge at All-Star Break, setting record with 21 rebounds ... Brand named NBA Rookie of the Month for Jan., Feb. and April.

GAME	DATE	W-L	OPPONENT	SCORE BULLS-OPP.	TOTAL RECORD	SK	BULLS HL SCORER	BULLS HL REBOUNDER	OPPONENT HL SCORER	GAME ATTEN.
1	Oct. 31	L	SACRAMENTO	81-100	0-1	1-L	Mercer-19	Brand-6	Stajkovic/Webber-23	21,814*
2	Nov. 3	L	NEW JERSEY	82-82	0-2	2-L	Brand-20	Brand-11	Marbury-33	21,908*
3	Nov. 4	L	@Indiana	81-94	0-3	3-L	Brand-18	Brand-11	Best-25	18,345
4	Nov. 7	L	WASHINGTON	83-88	0-4	4-L	E-Amin-21	Brand-14	Strickland-21	21,312**
5	Nov. 9	W	ORLANDO	95-90	1-4	1-W	Mercer-23	Ruffin-18	McGrady-21	21,844*
6	Nov. 11	L	TORONTO	75-98	1-5	1-L	Artest-23	Brand-10	Carter-26	22,387*
7	Nov. 14	L	@Houston	83-110	1-6	2-L	Brand-16	Brand-9	Francis-28	11,724
8	Nov. 16	L	@Denver	85-89	1-7	3-L	Brand-22	Brand-6	Clark/McDyess-16	10,150
9	Nov. 18	L	@Utah	84-109	1-8	4-L	Brand-23	Brand-8	Malone-26	17,839
10	Nov. 19	L	@L.A. Lakers	96-104	1-9	5-L	Mercer-27	Brand-15	Bryant-22	18,997
11	Nov. 21	L	@Golden State	77-89	1-10	6-L	Brand-26	Brand-11	Hughes-25	11,283
12	Nov. 22	L	@Sacramento	71-100	1-11	7-L	Brand-16	Brand-10	Webber-29	17,317
13	Nov. 26	L	@Toronto	89-101	1-12	8-L	Brand-31	Brand-9	Davis/Peterson-18	18,800
14	Nov. 28	L	MINNESOTA	76-96	1-13	9-L	Mercer-20	Brand-13	Szczerbiak-18	22,204*
15	Nov. 30	W	@Atlanta	91-82	2-13	1-W	Mercer-30	Brand-13	Terry-22	10,956
16	Dec. 1	L	NEW YORK	86-91	2-14	1-L	Brand-26	Houston-26	Houston-26	22,090*
17	Dec. 5	L	@Minnesota	90-100	2-15	2-L	Artest-20	Tarac-7	Garnett-25	16,170
18	Dec. 6	L	CLEVELAND	88-82	2-16	3-L	Mercer-34	Fizer/Ruffin-8	Weatherspoon-23	21,856*
19	Dec. 8	L	@Dallas	86-105	2-17	4-L	E-Amin-18	Fizer-8	Nash-22	16,800
20	Dec. 9	L	@San Antonio	81-105	2-18	5-L	Brand-23	Fizer-8	Duncan-17	18,447
21	Dec. 11	L	PHOENIX	80-86	2-19	6-L	Mercer-26	Brand-11	Robinson-24	21,982*
22	Dec. 13	W	@Boston	104-86	3-19	1-W	Mercer-27	Artest-10	Walker-15	13,529
23	Dec. 15	L	ATLANTA	74-85	3-20	1-L	Mercer-22	Brand-12	Terry-17	20,455
24	Dec. 16	L	PHILADELPHIA	91-89	3-21	2-L	Artest-29	Brand-14	Iverson-33	22,110*
25	Dec. 19	L	INDIANA	85-90	3-22	3-L	Brand-17	Brand-7	Miller-22	21,454
26	Dec. 21	L	@Orlando	88-89	3-23	4-L	Mercer-25	Brand-10	McGrady-31	14,035
27	Dec. 23	L	@Detroit	93-106	3-24	5-L	Mercer-29	Ruffin-12	Stackhouse-25	13,896
28	Dec. 28	W	SAN ANTONIO	105-104	4-24	1-W	Mercer-33	Brand/Ruffin/Miller-6	Robinson-28	21,783*
29	Dec. 29	L	@New York	88-95	4-25	1-L	Mercer-19	Brand-9	Sprewell-32	19,763
30	Dec. 31	W	NEW JERSEY	86-77	5-25	1-W	Brand-31	Brand-16	Marbury-18	20,382
31	Jan. 2	L	MILWAUKEE	70-104	5-26	1-L	Brand-17	Brand-11	Robinson-21	20,569
32	Jan. 4	W	WASHINGTON	98-86	6-26	1-W	Brand-30	Brand/Ruffin-9	Whitney-27	21,488
33	Jan. 8	L	DALLAS	91-104	6-27	1-L	Brand-23	Brand-10	Finley-30	21,344
34	Jan. 9	L	@Charlotte	95-102 (3OT)	6-28	2-L	Brand-30	Brand/Ruffin/Miller-12	Wesley-28	17,439
35	Jan. 12	L	CHARLOTTE	85-86	6-29	3-L	Mercer-21	Brand-11	Davis-21	21,112
36	Jan. 14	L	@Miami	81-90	6-30	4-L	Brand-25	Holberg-8	Jones-20	16,014
37	Jan. 15	L	@Orlando	104-113	6-31	5-L	Mercer-27	Ruffin-11	Armstrong-32	14,281
38	Jan. 17	L	@Philadelphia	88-89	6-32	6-L	Brand/Drew-24	Brand-19	Iverson-43	18,674
39	Jan. 18	L	DETROIT	110-116	6-33	7-L	Mercer-33	Brand-14	Stackhouse-36	22,082*
40	Jan. 20	L	@New Jersey	103-123	6-34	8-L	Brand-28	Marbury-33	Marbury-33	13,691
41	Jan. 23	L	PORTLAND	100-104	6-35	9-L	Mercer-39	Brand-8	Anthony-20	21,467
42	Jan. 24	L	@Cleveland	86-94	6-36	10-L	Brand-22	Brand-14	Murray-26	15,503
43	Jan. 27	L	TORONTO	80-90	6-37	11-L	Mercer-23	Brand-9	Davis/A. Williams-15	22,497*
44	Jan. 30	L	@Portland	81-92	6-38	12-L	Mercer-22	Brand/Miller-12	Sabonis-23	18,980
45	Feb. 1	L	@Seattle	91-97	6-39	13-L	Mercer-30	Miller-10	Baker-22	15,797
46	Feb. 3	L	@Vancouver	84-91	6-40	14-L	Fizer-26	Brand-15	Bibby-26	16,845
47	Feb. 5	L	@L.A. Clippers	82-102	6-41	15-L	Brand-18	Brand-15	Olowokandi-21	11,144
48	Feb. 6	L	@Phoenix	80-97	6-42	16-L	Artest-18	Fizer-13	Robinson-18	17,197
49	Feb. 13	W	ATLANTA	96-82	7-42	1-W	Fizer/Mercer-19	Brand-15	Wright/Terry-22	21,356
50	Feb. 17	W	MIAMI	88-82	8-42	2-W	Mercer-27	Brand-20	Grant-20	21,676*
51	Feb. 19	L	@Cleveland	84-85	8-43	1-L	Holberg-20	Brand-15	Galling-15	14,614
52	Feb. 20	L	MILWAUKEE	82-101	8-44	3-L	Brand-22	Brand-21	Allen-34	21,558
53	Feb. 22	L	L.A. CLIPPERS	80-93	8-45	3-L	Holberg-22	Brand-16	McInnis-17	21,959*
54	Feb. 24	W	VANCOUVER	90-75	9-45	1-W	Brand-22	Brand/Miller-12	Strickland-15	21,496
55	Feb. 26	L	GOLDEN STATE	78-84	9-46	1-L	Brand-24	Brand-12	Janison-24	20,024
56	Feb. 28	L	HOUSTON	78-85	9-47	2-L	Brand-21	Miller-10	Francis-21	20,890
57	Mar. 2	W	NEW YORK	81-72	10-47	1-W	Brand-21	Brand-11	Houston-23	21,779*
58	Mar. 3	L	@Milwaukee	122-126 (2OT)	10-48	1-L	Brand-31	Brand-9	Cassell-40	18,717
59	Mar. 6	W	CLEVELAND	87-74	11-48	1-W	Fizer-18	Brand-12	Harpring-16	20,903
60	Mar. 9	L	@Detroit	75-108	11-49	1-L	Artest-16	Miller-10	Stackhouse-23	16,785
61	Mar. 10	L	@Atlanta	90-93	11-50	2-L	Artest/Brand-20	Ruffin-12	Terry-19	15,488
62	Mar. 12	L	@Charlotte	94-102	11-51	3-L	Miller-22	Miller-15	Mashburn-29	17,364
63	Mar. 14	L	PHILADELPHIA	87-85	11-52	4-L	Fizer-18	Miller-14	Hill-16	22,835*
64	Mar. 16	L	SEATTLE	80-80	11-53	5-L	Fizer-25	Miller-14	Payton-24	21,970*
65	Mar. 17	L	@New York	80-101	11-54	6-L	Mercer-18	Miller-16	Sprewell-22	19,763
66	Mar. 20	L	ORLANDO	95-103	11-55	7-L	Holberg-19	Miller-12	Williams-22	21,788*
67	Mar. 21	L	@Miami	81-109	11-56	8-L	Crawford-17	Fizer-7	Grant-22	16,363
68	Mar. 23	W	CHARLOTTE	93-90 (OT)	12-56	1-W	Mercer-30	Miller-12	Mashburn-25	21,957*
69	Mar. 25	L	@Boston	98-102	12-57	1-L	Mercer-29	Miller-12	Pierce-36	18,624
70	Mar. 26	L	DENVER	104-109 (OT)	12-58	2-L	Mercer-30	Brand-11	McDyess-35	21,748*
71	Mar. 29	L	BOSTON	104-106	12-59	3-L	Brand-22	Brand-11	Pierce-24	22,233*
72	Mar. 31	L	MIAMI	90-87	12-60	4-L	Brand-20	Brand-8	Hardaway-21	22,301*
73	Apr. 3	L	DETROIT	83-110	12-61	5-L	Crawford-17	Miller-8	Stackhouse-57	21,749*
74	Apr. 5	L	L.A. LAKERS	88-100	12-62	6-L	Miller-21	Brand/Holberg-7	O'Neal-39	23,217*
75	Apr. 6	L	@Indiana	93-100	12-63	7-L	Brand-30	Miller-10	Miller-28	18,345
76	Apr. 8	L	@Toronto	88-100	12-64	8-L	Brand-28	Miller-9	Carter-33	18,800
77	Apr. 10	L	@Milwaukee	84-105	12-65	9-L	Brand-16	Brand-9	Williams-24	18,717
78	Apr. 11	W	@Washington	113-109	13-65	1-W	Brand-26	Brand-11	Alexander-28	12,286
79	Apr. 13	L	UTAH	83-94	13-66	1-L	Artest-27	Brand/Holberg-5	Malone-32	22,578*
80	Apr. 15	L	INDIANA	86-93	13-67	2-L	Brand-17	Brand/Fizer-6	Tahak-16	21,788*
81	Apr. 17	W	@New Jersey	100-94	14-67	1-W	Buyton-24	Brand-12	Harris-27	17,123
82	Apr. 18	W	@Philadelphia	92-86	15-67	2-W	Brand-31	Holberg-6	MacCollough-21	19,449

* home sellout

** end of home sellout streak (streak lasted 610 games from 11/20/87-11/07/00)



LEFT TO RIGHT: (front row): Head Coach Tim Floyd, Jamal Crawford, Ron Artest, Fred Hoiberg, Ron Mercer, Corey Benjamin, Bryce Drew, A.J. Guyton (middle row): Assistant Coach Norm Ellenberger, Elton Brand, Marcus Fizer, Dalibor Bagaric, Brad Miller, Dragan Tarlac, Jake Voskuhl, Steve Goodrich, Assistant Coach Phil Johnson, Michael Ruffin, Assistant Coach Bill Berry (back row): Assistant Coach Bill Cartwright, Head Athletic Trainer Fred Tedeschi, Assistant Athletic Trainer Eric Waters, Strength & Conditioning Assistant Erik Helland, Equipment Manager John Ligmanowski, Strength & Conditioning Consultant Al Vermeil, Strength & Conditioning Assistant Mike Gattone, Supervisor of European Scouting Ivica Dukan, Scout Pete Myers, Scout Gar Forman, Special Assistant to the Executive VP B.J. Armstrong, Executive VP, Basketball Operations Jerry Krause.

DRAFT: First round, Marcus Fizer (Iowa State) and Chris Mihm (Texas); second round, A.J. Guyton (Indiana), Jake Voskuhl (Connecticut) and Khalid El-Amin (Connecticut). Mihm's draft rights and cash were sent to Cleveland in exchange for the draft rights to Jamal Crawford.

RECORD: 15-67 (EIGHTH PLACE)

REGULAR SEASON: Signed free agents Ron Mercer (08/02/00) and Brad Miller (09/07/00) ... opened the season with the youngest roster in NBA history – an average of 22.9 years of age – including seven rookies ... Khalid El-Amin was the first Bulls second-round draft choice to start in a home opener since Sam Worthen in 1980 ... broke the franchise record for longest losing streak at the United Center with an eight-game stretch from 11/11/00–12/19/00 (previous record was six games) ... set a new record for consecutive losses with 16 from 01/08/01–02/06/01 (previous record was 13 games in 1976) ... endured the longest road losing streak in franchise history, dropping 25 straight on the road from 12/21/00 through 04/10/01.

PLAYOFFS: Failed to qualify.

HONORS: Home sellout streak ended at 610 games on 11/03/00 vs. New Jersey, marking the third-longest sellout streak in NBA history ... prior to that, the last time the Bulls failed to sell out a home game was 11/17/87, vs. Washington ... Elton Brand (Sophomore team) and Khalid El-Amin (Rookie team) participated in the Schick Rookie Challenge at All-Star Weekend ... Marcus Fizer was named to the NBA's All-Rookie Second Team.

2001/02 CHICAGO BULLS

GAME	DATE	W-L	OPPONENT	SCORE BULLS-OPP.	TOTAL RECORD	SK	BULLS HL. SCORER	BULLS HL. REBOUNDER	OPPONENT HL. SCORER	GAME ATTEN.
1	Oct. 31	L	INDIANA	73-98	0-1	1L	Miller-24	Oakley-12	O'Neal-25	18,163
2	Nov. 2	L	@Boston	82-96	0-2	2L	Mercer-22	Oakley-10	Walker-22	14,351
3	Nov. 3	W	NEW YORK	84-79	1-2	1-W	Anthony/Mercer-17	Oakley/Miller-9	Sprewell-17	18,064
4	Nov. 7	L	DETROIT	73-97	1-3	1-L	Holberg-11	Oakley-9	Robinson-23	17,023
5	Nov. 8	L	@Minnesota	74-127	1-4	2-L	Mercer-15	Bagario-6	Smith-17	15,719
6	Nov. 10	L	CHARLOTTE	85-89	1-5	3-L	Miller-22	Oakley-10	Maschburn-26	20,406
7	Nov. 13	L	@Denver	93-101	1-6	4-L	Miller-25	Miller-13	Van Exel-23	11,307
8	Nov. 14	L	@L.A. Clippers	102-106	1-7	5-L	Miller-19	Miller-16	Brand-20	14,788
9	Nov. 16	L	@Sacramento	71-105	1-8	6-L	Mercer-14	Miller-8	Stojakovic-21	17,317
10	Nov. 17	L	@Golden State	88-93	1-9	7-L	Miller-28	Miller-12	Richardson-23	13,076
11	Nov. 21	L	@Milwaukee	92-96	1-10	8-L	Mercer-31	Miller-15	Cassell/Robinson-22	18,717
12	Nov. 24	L	@New York	71-78	1-11	9-L	Miller-23	Miller-9	Houston-24	19,763
13	Nov. 27	L	@New Jersey	68-100	1-12	10-L	Fizer/Miller-13	Oakley-8	Van Horn-19	5,234
14	Nov. 29	W	MIAMI	78-72	2-12	1-W	Mercer-19	Oakley-10	Jones-17	17,003
15	Dec. 1	L	PHILADELPHIA	76-83	2-13	1-L	Guyton-14	Oakley-7	Iverson-30	20,212
16	Dec. 4	W	HOUSTON	103-75	3-13	1-W	Mercer-22	Miller-9	Harris-12	18,300
17	Dec. 5	L	@Orlando	74-102	3-14	1-L	Mercer-15	Miller-10	Miller-21	13,023
18	Dec. 7	L	@Indiana	83-98	3-15	2-L	Fizer-19	Fizer/Oakley-7	O'Neal-22	16,558
19	Dec. 8	W	BOSTON	87-84	4-15	1-W	Miller-20	Walker-27	O'Neal-22	18,573
20	Dec. 11	L	NEW JERSEY	93-107	4-16	1-L	Mercer-18	Oakley-7	Harris-22	16,892
21	Dec. 14	L	@Boston	101-107	4-17	2-L	Mercer-23	Oakley-8	Pierce-38	14,584
22	Dec. 15	L	ATLANTA	78-80	4-18	3-L	Mercer-15	Miller-13	Andru-Rahim-20	18,392
23	Dec. 18	L	@Cleveland	84-102	4-19	4-L	Mercer-23	Fizer-12	Richardson-23	12,389
24	Dec. 20	L	@Toronto	91-96	4-20	5-L	Miller-24	Miller-10	Carter-33	19,800
25	Dec. 22	L	MINNESOTA	74-95	4-21	6-L	Fizer-25	Miller-13	Szczyrbinski-19	19,121
26	Dec. 26	L	@Memphis	85-107	4-22	7-L	Mercer-22	Miller-9	Gasol-27	16,237
27	Dec. 27	L	@Dallas	74-89	4-23	8-L	Mercer-19	Miller-12	Nowitzki-24	20,018
28	Dec. 29	W	CLEVELAND	103-80	5-23	1-W	Mercer-15	Artest/Oakley-7	Miami-13	16,342
29	Dec. 31	W	MILWAUKEE	90-83	6-23	2-W	Mercer-20	Fizer-14	Cassell-28	17,167
30	Jan. 2	L	DALLAS	97-107	6-24	1-L	Artest-29	Artest-8	Hash-24	17,824
31	Jan. 4	L	@Washington	83-89	6-25	2-L	Mercer-25	Oakley-13	Jordan-29	20,674
32	Jan. 5	L	UTAH	111-113 (OT)	6-26	3-L	Mercer-29	Oakley-8	Malone-32	18,076
33	Jan. 7	L	SEATTLE	88-100	6-27	4-L	Artest-26	Artest/Fizer-9	Payton-26	15,532
34	Jan. 9	L	TORONTO	73-85	6-28	5-L	Artest-21	Oakley-11	Carter-19	18,227
35	Jan. 11	L	@Indiana	90-97	6-29	6-L	Mercer-22	Miller-7	Rose-38	16,036
36	Jan. 12	W	L.A. LAKERS	106-104 (OT)	7-29	1-W	Mercer-28	Miller-12	Fisher-28	23,147*
37	Jan. 15	L	CHARLOTTE	86-94	7-30	1-L	Artest-22	Fizer-10	Wesley-26	17,635
38	Jan. 17	W	@Atlanta	94-91	8-30	1-W	Mercer-19	Miller-12	Terry-25	8,481
39	Jan. 19	L	WASHINGTON	69-77	8-31	1-L	Artest/Mercer-14	Oakley-12	Whitney-20	23,534*
40	Jan. 21	L	INDIANA	81-93	8-32	2-L	Mercer-18	Oakley-7	R. Miller-20	17,248
41	Jan. 22	L	@Miami	79-92	8-33	3-L	Artest-24	Miller-7	Jones/Strickland-20	15,058
42	Jan. 26	W	MEMPHIS	95-92	9-33	1-W	Miller-32	Gasol-26	Malone-32	18,087
43	Jan. 29	L	@Phoenix	90-91	9-34	1-L	Artest-25	Fizer/Miller-7	Manton-24	13,745
44	Jan. 30	L	@Utah	78-90	9-35	2-L	Robinson-18	Chandler-9	Malone-18	9,871
45	Feb. 2	W	@Seattle	97-91	10-35	1-W	Miller-17	Miller-13	Baker-23	16,191
46	Feb. 3	L	@Portland	96-101	10-36	1-L	Miller-21	Chandler-9	Wells-19	19,150
47	Feb. 6	W	@L.A. Lakers	97-89	11-36	1-W	Fizer-21	Chandler/Miller-9	Bryant-38	19,997
48	Feb. 12	W	MILWAUKEE	95-82	12-36	2-W	Artest-22	Miller-11	Allen-32	17,624
49	Feb. 13	L	@Charlotte	91-113	12-37	1-L	Guyton-19	Bagario-11	Natton-24	9,544
50	Feb. 15	L	NEW JERSEY	81-106	12-38	2-L	Artest-21	Curry-12	Williams-23	19,505
51	Feb. 16	L	CLEVELAND	101-114	12-39	3-L	Fizer-23	Miller-14	Murray-37	18,012
52	Feb. 18	L	@Miami	80-102	12-40	4-L	Chandler/Guyton-13	Holberg-8	Mourning-32	15,325
53	Feb. 20	W	NEW YORK	113-109	13-40	1-W	Rose-36	Chandler-14	Houston-34	19,303
54	Feb. 22	W	PHOENIX	91-93	14-40	2-W	Rose-22	Chandler-8	Marbury-27	18,381
55	Feb. 23	W	GOLDEN STATE	105-91	15-40	3-W	Fizer-30	Hassel-10	Arenas/Murphy-16	18,689
56	Feb. 26	L	ORLANDO	97-112	15-41	1-L	Rose-24	Holberg-10	McGrady-25	20,137
57	Feb. 27	L	@Detroit	88-101	15-42	2-L	Rose-29	Hassel-8	Williamson-24	16,154
58	Mar. 1	W	WASHINGTON	90-81	16-42	1-W	Fizer/Carry-19	Curry-14	Hamilton-30	22,623*
59	Mar. 3	L	@New Jersey	84-92	16-43	1-L	Rose-27	Collins-17	Hamilton-30	19,505
60	Mar. 5	L	@Washington	90-115	16-44	2-L	Rose-31	Curry/Rose-6	Alexander-26	20,674
61	Mar. 6	L	MIAMI	87-92	16-45	3-L	Rose-23	Fizer-9	Strickland-23	17,054
62	Mar. 8	L	L.A. CLIPPERS	90-94	16-46	4-L	Hassel/Rose-21	Curry-8	Olowokandi-30	20,359
63	Mar. 9	L	SAN ANTONIO	73-100	16-47	5-L	Robinson-12	Bagario-6	Duncan-22	20,489
64	Mar. 11	L	SACRAMENTO	103-107	16-48	6-L	Rose-35	Chandler-12	Stojakovic-29	19,208
65	Mar. 12	L	@Milwaukee	81-110	16-49	7-L	Rose-14	Chandler/Oakley-7	Redd-21	16,205
66	Mar. 14	L	@San Antonio	86-91	16-50	8-L	Fizer-22	Fizer-12	Duncan-24	18,592
67	Mar. 16	W	@Houston	114-112 (2OT)	17-50	1-W	Rose-44	Rose-11	Mobley-37	12,736
68	Mar. 19	L	ATLANTA	96-102	17-51	1-L	Rose-26	Chandler-10	Allen-Rahim-25	18,559
69	Mar. 22	L	PORTLAND	93-109	17-52	2-L	Crawford/Carry-18	Best-6	Wallace-19	20,190
70	Mar. 23	L	@Atlanta	96-112	17-53	3-L	Rose-26	Curry-8	Terry-23	14,761
71	Mar. 26	L	@Orlando	82-96	17-54	4-L	Rose-20	Chandler/Fizer/Rose-6	McGrady-20	15,329
72	Mar. 28	L	PHILADELPHIA	79-99	17-55	5-L	Rose-16	Fizer-17	Snow-24	20,148
73	Mar. 30	L	DENVER	84-100	17-56	6-L	Crawford-16	Rose-6	Howard-23	20,734
74	Apr. 3	L	@Toronto	104-117	17-57	7-L	Rose-30	Chandler-10	Peterson-26	19,800
75	Apr. 5	L	TORONTO	96-98	17-58	8-L	Rose-35	Chandler-10	Davis-27	19,352
76	Apr. 6	L	@Cleveland	101-120	17-59	9-L	Rose-30	Fizer/Carry-6	Miller-23	20,342
77	Apr. 8	W	BOSTON	105-100	18-59	1-W	Fizer-21	Curry-10	Walker-33	20,312
78	Apr. 10	W	@Detroit	102-101	19-59	2-W	Rose-24	Chandler/Hassel-12	Robinson-27	18,598
79	Apr. 11	W	@New York	104-101 (OT)	20-59	3-W	Bagario/Chandler-16	Chandler-15	Thomas-26	19,763
80	Apr. 13	L	DETROIT	106-124	20-60	1-L	Rose-26	Curry-8	Atkins-26	22,850*
81	Apr. 15	W	@Philadelphia	95-96	21-60	1-W	Rose-32	Chandler-7	Snow-21	20,801
82	Apr. 17	L	@Charlotte	106-112	21-61	1-L	Rose-27	Chandler-9	Campbell/Maschburn-20	10,565

* home sellout



LEFT TO RIGHT: (front row): Assistant Athletic Trainer Eric Waters, Travis Best, Trenton Hassell, Jamal Crawford, Fred Hoiberg, A.J. Guyton, Head Athletic Trainer Fred Tedeschi. (middle row): Eddie Robinson, Jalen Rose, Marcus Fizer, Tyson Chandler, Eddy Curry, Dalibor Bagaric, Norm Richardson. (back row): Strength & Conditioning Assistant Jeff Macy, Strength & Conditioning Coach Erik Helland, Equipment Manager John Ligmanowski, Director of European Scouting Ivica Dukan, Assistant Coach Pete Myers, Head Coach Bill Cartwright, Assistant Coach Bill Berry, Assistant Coach Norm Ellenberger, Scout Gar Forman, Special Assistant to Executive Vice President Basketball Operations B.J. Armstrong, Executive Vice President Basketball Operations Jerry Krause.

DRAFT: First round, Eddy Curry (Thornwood HS); second round, Trenton Hassell (Austin Peay) and Sean Lampley (California).

RECORD: 21-61 (EIGHTH PLACE)

REGULAR SEASON: Traded Elton Brand to L.A. Clippers on 06/27/01 for the draft rights to Tyson Chandler and Brian Skinner ... signed free agent Eddie Robinson (08/07/01) ... set the franchise record for worst loss with a 53-point loss to the Minnesota Timberwolves on 11/08/01 ... Tim Floyd resigned as Head Coach on Christmas Eve (12/24/01); Bill Berry was named interim coach ... Bill Cartwright was named Head Coach on 12/28/01 ... the team suffered an 18-game road losing streak from 11/02/01–01/11/02 ... on 02/18/02, the Bulls grabbed a franchise-low 25 rebounds at Miami ... the Bulls acquired Jalen Rose, Travis Best and Norm Richardson from the Indiana Pacers for Brad Miller, Ron Artest, Ron Mercer and Kevin Ollie ... the team posted its first three-game winning streak in two years from 02/20/02–02/23/02 ... Jamal Crawford returned to the active roster on 03/03/02 after missing the first 58 games of the season recovering from knee surgery ... the Bulls and Bill Cartwright agreed to a three-year extension on the head coach's contract ... the team's 21-61 record tied them for the worst in the league and qualified them for their fourth consecutive NBA Lottery appearance.

PLAYOFFS: Failed to qualify.

HONORS: Marcus Fizer (Sophomore team) participated in the Schick Rookie Challenge at All-Star Weekend ... rookie Trenton Hassell was named the NBA's "got milk?" Rookie of the Month for Feb.

GAME	DATE	W-L	OPPONENT	SCORE BULLS-OPP.	TOTAL RECORD	SK	BULLS HL SCORER	BULLS HL REBOUNDER	OPPONENT HL SCORER	GAME ATTEN.
1	Oct. 30	W	@Boston	99-96	1-0	1-W	Rose-21	Marshall-9	Pierce-28	18,624
2	Nov. 1	W	NEW ORLEANS	84-78	2-0	2-W	Rose-21	Marshall-12	Marshall-21	21,246
3	Nov. 2	L	@Atlanta	92-98	2-1	1-L	Rose-24	Chandler/Marshall-8	G. Robinson-30	15,572
4	Nov. 4	L	@Toronto	102-105 (OT)	2-2	2-L	Marshall-32	Marshall-17	A. Williams-25	17,441
5	Nov. 6	L	BOSTON	69-91	2-3	3-L	Chandler-15	Curry-10	A. Walker-22	19,167
6	Nov. 8	L	DALLAS	87-114	2-4	4-L	Rose-24	Baxter/Curry-10	Nowitzki-24	21,020
7	Nov. 9	W	NEW JERSEY	100-93	3-4	1-W	Rose/Williams-28	Marshall-15	Marlin-29	22,126*
8	Nov. 13	L	@Milwaukee	101-108	3-5	1-L	Marshall-13	Marshall-13	Redd-24	14,036
9	Nov. 15	L	@New Orleans	87-105	3-6	2-L	Rose-23	Chandler-7	Davis/Wesley-22	14,356
10	Nov. 16	W	MEMPHIS	111-93	4-6	1-W	Marshall/Rose-31	Marshall-17	J. Williams-18	20,653
11	Nov. 19	L	@Sacramento	98-111	4-7	1-L	Baxter-17	Marshall-10	Christie/B. Jackson-22	17,317
12	Nov. 20	L	@Golden State	94-100	4-8	2-L	Rose-34	Marshall-15	Jamison-25	13,721
13	Nov. 22	L	@L.A. Lakers	73-86	4-9	3-L	Marshall-14	Marshall-14	Bryant-21	18,997
14	Nov. 23	L	@Utah	90-110	4-10	4-L	Rose-25	Marshall-8	Harpring/Malone-20	18,664
15	Nov. 27	L	@Boston	82-92	4-11	5-L	Marshall-19	E. Robinson-9	Pierce-30	15,389
16	Nov. 30	L	@Dallas	90-103	4-12	6-L	Rose-31	Marshall-9	Nash-18	19,940
17	Dec. 3	L	NEW ORLEANS	90-115	4-13	7-L	Rose-19	Curry-9	Wesley-25	16,823
18	Dec. 4	L	@Cleveland	101-111	4-14	8-L	Rose-37	Blount-9	Wagner-29	7,295
19	Dec. 6	L	@Toronto	89-103	4-15	9-L	Curry-19	Marshall-11	Lenard-23	18,882
20	Dec. 7	W	CLEVELAND	112-104	5-15	1-W	Rose-27	Marshall-6	Ignaskevics-28	17,877
21	Dec. 10	W	ORLANDO	107-87	6-15	2-W	Chandler-7	McGrady-26	McGrady-26	17,181
22	Dec. 12	L	DETROIT	76-88	6-16	1-L	Rose-15	Marshall-7	Bilups-21	15,681
23	Dec. 14	W	MILWAUKEE	97-85	7-16	1-W	Rose-30	Marshall-18	Allen/Cassell-29	18,106
24	Dec. 16	W	BOSTON	94-83	8-16	2-W	Rose-24	Fizer-17	Pierce-37	15,042
25	Dec. 18	W	TORONTO	96-83	9-16	3-W	Rose-20	Fizer-13	Peterson-22	16,111
26	Dec. 20	L	@Indiana	86-101	9-17	1-L	Fizer-26	Fizer-12	B. Miller-26	16,234
27	Dec. 21	W	INDIANA	110-103	10-17	1-W	Rose-28	Marshall-15	B. Miller-26	20,108
28	Dec. 23	L	@New Jersey	83-99	10-18	1-L	Fizer/Rose-16	Fizer-9	L. Harris-20	13,231
29	Dec. 27	L	MINNESOTA	100-113	10-19	2-L	Rose-22	Marshall-10	Garrett-25	19,388
30	Dec. 28	L	SAN ANTONIO	95-109	10-20	3-L	Rose-24	Fizer-12	Parker-32	18,172
31	Dec. 31	W	PORTLAND	102-87	11-20	1-W	Chandler-18	Chandler-18	Pippen-15	16,382
32	Jan. 2	L	WASHINGTON	82-107	11-21	1-L	Rose-26	Fizer-8	Stackhouse-28	23,049*
33	Jan. 4	W	CLEVELAND	85-79	12-21	1-W	Rose-19	Ignaskevics-27	Ignaskevics-27	21,236
34	Jan. 6	W	UTAH	113-98	13-21	2-W	Rose-31	Marshall-11	Harpring-17	17,663
35	Jan. 9	L	@Washington	99-101	13-22	1-L	Marshall-24	Marshall-9	Hughes-22	20,173
36	Jan. 10	L	@Milwaukee	85-93 (OT)	13-23	2-L	Rose-19	Rose-12	Mason-21	16,567
37	Jan. 13	W	NEW YORK	101-94	14-23	1-W	Rose-28	Chandler-19	Houston-25	18,519
38	Jan. 14	L	@New York	86-98	14-24	1-L	Rose-23	Marshall-14	Houston-26	18,209
39	Jan. 17	L	@New Orleans	83-90	14-25	2-L	Rose-21	Marshall-12	Wesley-34	14,040
40	Jan. 18	L	@Miami	101-102 (2OT)	14-26	3-L	Rose-30	Marshall-15	Allen-23	16,500
41	Jan. 20	W	@Atlanta	115-102	15-26	1-W	Rose-37	Marshall-13	Abdur-Rahim-27	9,961
42	Jan. 22	L	@Orlando	91-94	15-27	1-L	Rose-28	Marshall-8	McGrady-31	13,262
43	Jan. 24	W	WASHINGTON	104-87	16-27	1-W	Fizer-18	Marshall-13	Stackhouse-23	23,215*
44	Jan. 26	W	HOUSTON	100-98	17-27	2-W	Marshall-10	Francis-26	Francis-26	22,052*
45	Jan. 29	L	@L.A. Clippers	75-77	17-28	1-L	Rose-25	Marshall-9	Maggette-25	17,548
46	Jan. 31	L	@Portland	94-107	17-29	2-L	Fizer-17	Marshall-8	Wallace-28	19,991
47	Feb. 1	L	@Seattle	77-90	17-30	3-L	Rose-23	Marshall-8	Lewis-23	16,055
48	Feb. 3	L	@Phoenix	111-115 (OT)	17-31	4-L	Rose-28	Marshall-18	Marion/Marbury-36	14,113
49	Feb. 4	L	@Denver	100-102 (OT)	17-32	5-L	Marshall-21	Marshall-9	Howard-30	13,380
50	Feb. 11	L	DETROIT	79-99	17-33	6-L	Rose-27	Marshall-12	Bilups-20	18,303
51	Feb. 12	L	@Philadelphia	111-119 (OT)	17-34	7-L	Rose-38	Chandler-17	Iverson-36	19,119
52	Feb. 14	L	@New Jersey	72-90	17-35	8-L	Rose/Williams-13	Marshall-11	Kirtles-21	14,221
53	Feb. 15	W	DENVER	86-69	18-35	1-W	Rose-27	Chandler-22	Howard-18	22,145*
54	Feb. 18	W	@Cleveland	107-101	18-36	2-W	Rose-28	Marshall-11	Bozzer-23	9,023
55	Feb. 19	W	PHILADELPHIA	82-110	19-36	1-L	Rose-20	Chandler-13	Iverson-28	20,507
56	Feb. 21	L	@Orlando	96-110	19-37	2-L	Williams-20	Chandler-10	McGrady-52	17,156
57	Feb. 22	L	@Miami	90-100	19-38	3-L	Rose-31	Chandler-12	Jones-23	14,987
58	Feb. 24	W	PHOENIX	90-87	20-38	1-W	Rose-21	Rose-14	Stoudemire-19	17,057
59	Feb. 26	W	TORONTO	103-95	21-38	2-W	Rose-26	Chandler-12	Lenard-20	18,178
60	Feb. 28	L	ATLANTA	88-110	21-39	1-L	Curry/Williams-16	Curry-7	Robinson/Terry-23	21,867*
61	Mar. 1	L	@Washington	93-101	21-40	2-L	Crawford/Rose-21	Holberg/Marshall-7	Dixon/Stackhouse-27	20,173
62	Mar. 3	L	ORLANDO	89-104	21-41	3-L	Rose-24	Marshall-11	McGrady-26	19,178
63	Mar. 6	W	GOLDEN STATE	119-105	22-41	1-W	Curry-24	Chandler-14	Arenas-28	17,088
64	Mar. 8	L	L.A. CLIPPERS	97-103	22-42	1-L	Rose-30	Marshall-15	Maggette-25	23,303*
65	Mar. 11	W	L.A. LAKERS	116-99	23-42	1-W	Rose-27	Chandler-12	Bryant-36	23,122*
66	Mar. 12	L	@Memphis	95-124	23-43	1-L	Curry-21	Curry-10	Gasol-27	15,555
67	Mar. 14	L	@Houston	91-121	23-44	2-L	Crawford-23	Blount-7	Possy-26	14,758
68	Mar. 16	L	@San Antonio	97-108	23-45	3-L	Marshall-29	Chandler-11	Parker-26	18,797
69	Mar. 18	W	ATLANTA	103-78	24-45	1-W	Rose-31	Chandler-11	Robinson-27	17,023
70	Mar. 22	W	NEW YORK	100-98	25-45	2-W	Curry-30	Chandler-13	K. Thomas-27	22,121*
71	Mar. 23	L	@Detroit	82-105	25-46	1-L	Curry-18	Chandler-9	Hamilton-26	20,415
72	Mar. 26	W	MIAMI	82-74	26-46	1-W	Curry-18	Chandler-16	G. Butler-16	18,221
73	Mar. 28	L	@Indiana	89-140	26-47	1-L	Curry-18	Curry-7	B. Miller-22	15,971
74	Mar. 29	L	SACRAMENTO	82-107	26-48	2-L	Curry-24	Curry-14	Stojakovic-27	22,638*
75	Apr. 1	L	SEATTLE	94-101 (OT)	26-49	3-L	Curry-28	Curry-15	Allen/Lewis-26	17,879
76	Apr. 2	L	@Philadelphia	101-108	26-50	4-L	Williams-23	Marshall-11	Iverson-24	20,210
77	Apr. 5	W	MILWAUKEE	117-115 (OT)	27-50	1-W	Rose-31	Marshall-13	Payton-24	20,837
78	Apr. 8	W	INDIANA	115-103	28-50	2-W	Crawford-33	Blount-8	J. O'Neal-38	20,188
79	Apr. 9	L	@Detroit	102-111 (OT)	28-51	1-L	Crawford-26	Marshall-8	Bilups-29	18,966
80	Apr. 11	W	NEW JERSEY	95-86	29-51	1-W	Curry-24	Blount/Rose-10	Marlin-29	22,087*
81	Apr. 13	L	@Minnesota	95-119	29-52	1-L	Crawford-21	Crawford-6	Szczetbak-44	18,171
82	Apr. 15	W	PHILADELPHIA	115-106	30-52	1-W	Crawford-33	Blount-8	Iverson-42	22,408*

* home sellout



LEFT TO RIGHT: (front row): Roger Mason, Jr., Jalen Rose, Trenton Hassell, Jay Williams, Jamal Crawford, Fred Hoiberg, Eddie Robinson, Rick Brunson. (middle row): Strength & Conditioning Coach Erik Helland, Equipment Manager John Ligmanowski, Lonny Baxter, Donyell Marshall, Dalibor Bagaric, Tyson Chandler, Eddy Curry, Corie Blount, Marcus Fizer, Assistant Athletic Trainer Eric Waters, Head Athletic Trainer Fred Tedeschi. (back row): Strength & Conditioning Assistant Jeff Macy, Scout Gar Forman, Director of European Scouting Ivica Dukan, Assistant Coach Pete Myers, Head Coach Bill Cartwright, Assistant Coach Bob Thornton, Assistant Coach Bill Berry, Assistant Coach/Advance Scout Mike Wilhelm, Special Assistant to Executive Vice President Basketball Operations B.J. Armstrong, Executive Vice President Basketball Operations Jerry Krause.

DRAFT: First Round, Jay Williams (Duke); second round, Roger Mason, Jr. (Virginia) and Lonny Baxter (Maryland).

RECORD: 30-52 (SIXTH PLACE)

REGULAR SEASON: Signed free agents Corie Blount (07/31/02), Donyell Marshall (08/16/02) and Rick Brunson (09/18/02) ... hired Assistant Coach Bob Thornton (07/08/02) and Assistant Coach/Advance Scout Mike Wilhelm (09/05/02) ... began the season 2-0 for the first time since the 1996-97 season ... garnered a franchise-worst 3-38 road record ... held a 19-game road losing streak from 11/02/02–01/18/03 ... Marcus Fizer suffered a torn ACL at Portland on 01/31/03 and was forced to miss the final 36 games of the season ... Roger Mason, Jr. missed the first 55 games of the season on the injured list while recovering from shoulder surgery ... appeared in a franchise-record nine overtime games (1-8) ... the team's 30-52 record qualified it for a fifth-consecutive NBA Lottery appearance.

PLAYOFFS: Failed to qualify.

HONORS: Tyson Chandler (Sophomore team) participated in the Schick Rookie Challenge at All-Star Weekend ... rookie Jay Williams was named the NBA's "got milk?" Rookie of the Month for Dec. ... Williams also (Freshman team) participated in the Schick Rookie Challenge at All-Star Weekend ... Eddy Curry led the league in field goal percentage with .585 shooting from the floor ... the Bulls drew an average of 19,617 fans through 41 home games (fifth in the NBA in attendance) and had 20 home crowds of 20,000 or more (14-6 record), including 12 sellouts.

GAME	DATE	W-L	OPPONENT	SCORE BULLS-OPP.	TOTAL RECORD	SK	BULLS HL SCORER	BULLS HL REBOUNDER	OPPONENT HL SCORER	GAME ATTEN.
1	Oct. 29	L	WASHINGTON	74-99	0-1	1-L	Rose-15	Baxter/Pippen-7	Hughes-20	18,127
2	Oct. 31	W	ATLANTA	100-94	1-1	1-W	Curry-22	Chandler-22	Terry-24	15,300
3	Nov. 1	L	@Milwaukee	68-98	1-2	1-L	Chandler-17	Chandler-14	Smith-19	18,717
4	Nov. 3	L	HOUSTON	66-89	1-3	2-L	Crawford-19	Chandler-17	Francis-19	17,792
5	Nov. 5	W	@Orlando	106-100	2-3	1-W	Crawford-29	Marshall-11	McGrady-23	12,516
6	Nov. 7	L	PHILADELPHIA	85-106	2-4	1-L	Curry-21	Curry-9	Iverson-33	22,378*
7	Nov. 8	W	@New Orleans	109-106	3-4	1-W	Rose-34	Curry-9	Davis-35	13,173
8	Nov. 10	L	DENVER	87-105	3-5	1-L	Curry-20	Curry-9	Anthony-26	16,002
9	Nov. 12	W	@Boston	89-82	4-5	1-W	Rose-20	Curry-14	James-16	13,852
10	Nov. 13	L	MINNESOTA	89-92 (OT)	4-6	1-L	Rose-25	Curry/Marshall-9	Sprewell-27	21,722*
11	Nov. 15	L	SEATTLE	90-98	4-7	2-L	Rose-19	Chandler-11	Lewis-27	22,411*
12	Nov. 18	L	@Phoenix	82-95	4-8	3-L	Gill-23	Marshall-10	Stoudemire-21	14,263
13	Nov. 21	L	@L.A. Lakers	94-101	4-9	4-L	Crawford-23	Marshall-11	Bryant-28	18,997
14	Nov. 23	L	@Sacramento	99-110	4-10	5-L	Crawford-19	Chandler-12	Stojakovic-21	17,317
15	Nov. 25	L	@Dallas	98-124	4-11	6-L	Chandler-17	Chandler/Fizer-6	Finley-28	19,993
16	Nov. 26	L	@San Antonio	98-109	4-12	7-L	Curry-19	Blount-9	Ginobili-17	16,771
17	Dec. 1	W	MILWAUKEE	97-87	5-12	1-W	Crawford-30	Je. Williams-10	Redd-26	17,140
18	Dec. 4	L	@Philadelphia	82-83	5-13	1-L	Crawford-22	Davis-13	Iverson-35	17,716
19	Dec. 6	L	NEW ORLEANS	91-87	5-14	2-L	Crawford-28	Davis-15	Armstrong-23	19,353
20	Dec. 8	L	SAN ANTONIO	82-86	5-15	3-L	Crawford-26	Davis-13	Ginobili-28	18,233
21	Dec. 12	L	@Milwaukee	95-109	5-16	4-L	Fizer-19	Curry-9	Redd-30	17,486
22	Dec. 13	W	INDIANA	89-75	6-16	1-W	Crawford/Hirrich-18	Fizer/Je. Williams-15	Artis-23	21,872*
23	Dec. 16	W	ORLANDO	102-88	7-16	2-W	Gill-29	Fizer-11	McGrady-26	16,111
24	Dec. 17	L	@Detroit	73-77	7-17	1-L	Crawford-22	Davis-14	Hamilton-20	17,041
25	Dec. 20	L	CLEVELAND	87-95	7-18	2-L	Chandler-12	Je. Williams-14	James-32	22,282*
26	Dec. 22	L	UTAH	80-92	7-19	3-L	Gill-13	Je. Williams-11	Kirkland-26	17,604
27	Dec. 23	L	@New Jersey	78-95	7-20	4-L	Hinnich-17	Davis-9	Jefferson-26	13,285
28	Dec. 26	W	@Cleveland	87-80	8-20	1-W	Crawford-30	Davis-11	James-18	20,562
29	Dec. 27	W	WASHINGTON	100-86	9-20	2-W	Crawford-42	Je. Williams-14	Hughes-22	20,458
30	Dec. 29	L	MIAMI	83-90	9-21	1-L	Hirrich-16	Je. Williams-16	Odum-25	20,472
31	Dec. 30	L	@Minnesota	93-98	9-22	2-L	Hinnich-17	Blount/Davis-7	Garnett-28	20,092
32	Jan. 2	W	@New York	104-99	10-22	1-W	Crawford-28	Davis-10	Van Horn-25	19,763
33	Jan. 3	L	BOSTON	77-88	10-23	1-L	Crawford-16	Je. Williams-12	Pierce-33	22,315*
34	Jan. 5	W	PHOENIX	87-82	11-23	1-W	Hirrich-19	Je. Williams-15	Barbosa-27	16,720
35	Jan. 7	L	@Miami	95-102	11-24	1-L	Dupree-18	Dupree-9	Jones-27	14,413
36	Jan. 9	L	PORTLAND	78-87	11-25	2-L	Crawford-21	Davis-15	Anderson-19	19,491
37	Jan. 10	W	NEW ORLEANS	89-84	12-25	1-W	Crawford-20	Davis-11	Davis-29	18,664
38	Jan. 13	L	DETROIT	89-105	12-26	1-L	Hirrich-19	Je. Williams-11	Hamilton-24	17,295
39	Jan. 16	L	@Memphis	93-108	12-27	2-L	Crawford/Je. Williams-13	Je. Williams-9	Possey-23	12,239
40	Jan. 17	L	NEW YORK	96-101	12-28	3-L	Crawford-10	Curry-10	Houston-26	22,202*
41	Jan. 19	L	@Washington	83-93	12-29	4-L	Crawford-19	Davis-16	Hughes-25	15,000
42	Jan. 21	L	@Atlanta	87-97	12-30	5-L	Gill/Robinson-17	Davis-8	Abdur-Rahim/Jackson-22	10,568
43	Jan. 23	L	DALLAS	83-106	12-31	6-L	Hirrich-23	Davis-12	Nowitzki-26	18,761
44	Jan. 25	W	TORONTO	96-89	13-31	1-W	Crawford-27	Davis-14	Bosh-23	22,039*
45	Jan. 27	L	@L.A. Clippers	92-102	13-32	1-L	Robinson-17	Blount-9	Maggette-28	15,298
46	Jan. 28	L	@Denver	99-115	13-33	2-L	Curry-21	Blount/Robinson-5	White-24	15,420
47	Jan. 30	L	@Golden State	81-101	13-34	3-L	Crawford-16	Je. Williams-9	Three Tied-15	18,413
48	Jan. 31	L	@Portland	95-102 (OT)	13-35	4-L	Curry-27	Davis-14	Wallace-29	17,577
49	Feb. 2	L	@Seattle	97-109	13-36	5-L	Crawford-31	Je. Williams-7	Allen-27	14,372
50	Feb. 4	W	@Utah	95-79	14-36	1-W	Curry-23	Curry-12	Stevenson-17	19,911
51	Feb. 6	L	@Houston	80-82	14-37	1-L	Curry-21	Davis-11	Yao-22	16,970
52	Feb. 10	L	INDIANA	84-103	14-38	2-L	Curry-23	Davis-9	Artis-26	17,908
53	Feb. 12	W	BOSTON	107-87	15-38	1-W	Crawford-27	Chandler-11	Milne-14	18,620
54	Feb. 17	W	TORONTO	75-73	16-38	2-W	Crawford-25	Crawford/Davis-11	Carter-21	17,822
55	Feb. 20	L	SACRAMENTO	83-91	16-39	1-L	Crawford-23	Davis-12	Stojakovic-24	20,172
56	Feb. 21	L	MEMPHIS	98-105	16-40	2-L	Hirrich-25	Fizer-9	Possey-27	22,076*
57	Feb. 25	L	DETROIT	88-107	16-41	3-L	Chandler-8	Chandler-8	Hamilton-21	18,814
58	Feb. 26	L	@Washington	87-95	16-42	4-L	Hinnich-23	Curry-10	Arenas-21	13,109
59	Feb. 28	W	GOLDEN STATE	87-91 (OT)	17-42	1-W	Crawford-27	Curry-14	Richardson-25	21,931*
60	Mar. 1	W	CLEVELAND	92-81	18-42	2-W	Hirrich-22	Chandler/Williams-10	Ilguskas-19	18,203
61	Mar. 3	L	@New Orleans	97-100 (OT)	18-43	1-L	Crawford-34	Chandler-11	Mashburn-27	14,071
62	Mar. 6	L	@Philadelphia	88-97	18-44	2-L	Curry-24	Davis-10	Thomas-27	20,647
63	Mar. 9	L	PHILADELPHIA	81-89	18-45	3-L	Crawford/Carry-18	Johnson-14	Thomas-22	18,649
64	Mar. 10	L	@Detroit	65-98	18-46	4-L	Gill-12	Johnson-14	Billups-19	22,076
65	Mar. 12	L	@New Jersey	76-88	18-47	5-L	Crawford-25	Chandler-13	Jefferson-27	18,126
66	Mar. 13	L	L.A. LAKERS	81-88	18-48	6-L	Curry-16	Chandler-16	Bryant-35	23,067*
67	Mar. 16	L	@Cleveland	87-111	18-49	7-L	Crawford-17	Chandler-9	Ilguskas-24	17,778
68	Mar. 19	W	@Toronto	96-91	19-49	1-W	Curry-28	Davis-14	Carter-30	19,348
69	Mar. 20	W	NEW YORK	87-81	20-49	2-W	Crawford/Carry-25	Curry-14	K. Thomas-17	21,465
70	Mar. 22	L	@Indiana	77-101	20-50	1-L	Curry-13	Chandler/Dup/Will-6	Miller-17	14,576
71	Mar. 23	L	NEW JERSEY	81-84	20-51	2-L	Crawford-34	Chandler/Jackson-6	Jefferson-20	21,291
72	Mar. 26	L	MILWAUKEE	105-115	20-52	3-L	Pargo-34	Johnson-8	Smith-23	21,246
73	Mar. 27	L	@Atlanta	88-97	20-53	4-L	Fizer-15	Johnson-8	Jackson-27	12,466
74	Mar. 29	L	@Miami	96-105	20-54	5-L	Hinnich-20	Johnson-12	C. Butler-30	16,500
75	Mar. 31	W	@Orlando	109-91	21-54	1-W	Crawford-27	Dupree/Jackson-7	Howard-26	13,017
76	Apr. 2	W	L.A. CLIPPERS	114-110 (OT)	22-54	2-W	Curry-27	Dupree-11	Maggette-34	18,443
77	Apr. 3	L	MIAMI	83-97	22-55	1-L	Curry-20	Davis-11	Jones-21	17,764
78	Apr. 7	L	@New York	82-96	22-56	2-L	Curry-17	Davis-11	Hardaway-21	19,763
79	Apr. 9	L	ATLANTA	101-116	22-57	3-L	Hirrich-29	Johnson-12	Jackson-36	21,184
80	Apr. 11	W	@Toronto	114-108 (OT)	23-57	1-W	Crawford-50	Curry/Fizer-12	Rose-32	17,362
81	Apr. 12	L	ORLANDO	84-93	23-58	1-L	Fizer-30	Fizer-20	Howard-32	18,778
82	Apr. 14	L	@Indiana	96-101	23-59	2-L	Crawford-31	Fizer-16	Harrington-28	16,074

* home sellout



LEFT TO RIGHT: (front row): Scottie Pippen, Ronald Dupree, Kendall Gill, Kirk Hinrich, Jamal Crawford, Jannero Pargo, Eddie Robinson. (middle row): Linton Johnson II, Marcus Fizer, Antonio Davis, Eddy Curry, Tyson Chandler, Paul Shirley, Jerome Williams, Chris Jefferies. (back row): Equipment Manager John Ligmanowski, Assistant Athletic Trainer Eric Waters, Head Athletic Trainer Fred Tedeschi, Assistant Coach Pete Myers, Assistant Coach Ron Adams, Head Coach Scott Skiles, Assistant Coach Johnny Bach, Assistant Coach/Advance Scout Mike Wilhelm.

DRAFT: First round, Kirk Hinrich (Kansas); second round, Mario Austin (Mississippi State), Matt Bonner (Florida), Tommy Smith (Arizona State). The Bulls then conveyed Bonner's draft rights to Toronto for a future second-round pick.

RECORD: 23-59 (EIGHTH PLACE)

REGULAR SEASON: Signed free agents Scottie Pippen (07/20/03), Corie Blount (07/31/03) and Kendall Gill (08/20/03) ... hired Assistant Coaches Johnny Bach (07/15/03) and Ron Adams (07/16/03) ... relieved Bill Cartwright of his head coaching duties (11/24/03) ... hired Head Coach Scott Skiles (11/28/03) ... traded Lonny Baxter, Donyell Marshall and Jalen Rose to Toronto for Antonio Davis, Chris Jefferies and Jerome Williams (12/01/03) ... acquired Rick Brunson from Toronto for Roger Mason, Jr. (12/16/03) ... snapped a 26-game road losing streak vs. Western Conference teams with a 95-79 win at Utah (02/04/04) ... the team's 23-59 record qualified it for a sixth-consecutive NBA Lottery appearance.

PLAYOFFS: Failed to qualify.

HONORS: Kirk Hinrich (Freshman team) participated in the Schick Rookie Challenge at All-Star Weekend ... Hinrich also was named to the "got milk?" NBA All-Rookie First Team ... the Bulls drew an average of 19,736 fans through 41 home games (third in the NBA), including 11 sellouts ... the Bulls also hosted the seven largest crowds in the NBA that season, including a season-high draw of 23,067 versus the L.A. Lakers at the United Center (03/13/04).

GAME	DATE	W-L	OPPONENT	SCORE BULLS-OPP.	TOTAL RECORD	SK	BULLS HL SCORER	BULLS HL REBOUNDER	OPPONENT HL SCORER	GAME ATTEN.
1	Nov. 5	L	NEW JERSEY	106-111 (207)	0-1	1L	Hinicich-34	Nocioni-14	Jefferson-26	20,117
2	Nov. 6	L	@ Indiana	90-100	0-2	2L	Deng-25	Chandler/Nocioni-7	Jackson-24	18,022
3	Nov. 9	L	PHOENIX	74-94	0-3	3L	Deng-18	Cudfer/Nocioni/Harr-9	Stoudemire-26	17,595
4	Nov. 13	L	LA CLIPPERS	96-97	0-4	4L	Curry-20	Chandler-13	Maggette-23	21,764*
5	Nov. 16	L	@ Sacramento	106-113	0-5	5L	Platkowski-24	Chandler-14	Stojakovic-29	17,317
6	Nov. 17	L	@ Golden State	85-99	0-6	6L	Hinicich-15	Nocioni-9	Richardson-27	14,866
7	Nov. 19	L	@ Denver	81-89	0-7	7L	Nocioni-22	Nocioni-6	Boykins-32	17,171
8	Nov. 21	L	@ LA Lakers	93-102	0-8	8L	Hinicich-24	Curry-11	Bryant-29	16,997
9	Nov. 22	L	@ Phoenix	82-100	0-9	9L	Gordon-20	Chandler/Curry-9	Marion/Stoudemire-21	15,285
10	Nov. 24	W	@ Utah	101-99	1-9	1-9	Gordon-22	Chandler-7	Kirilenko-20	18,563
11	Nov. 27	L	@ Cleveland	74-96	1-10	1-10	Curry-20	Chandler-9	James-26	19,763
12	Dec. 1	W	LA LAKERS	92-94	2-10	1-1	Curry/Deng-18	Chandler-18	Bryant-28	18,524
13	Dec. 3	L	MIAMI	81-105	2-11	1L	Hinicich-17	Chandler-9	Laethner-23	18,860
14	Dec. 4	L	@ Washington	88-95	2-12	2L	Nocioni-16	Chandler-21	Arenas-34	18,332
15	Dec. 6	L	SAN ANTONIO	75-91	2-13	3L	Chandler-17	Chandler-12	Parker-17	16,353
16	Dec. 8	W	CLEVELAND	113-85	3-13	1-1	Gordon-21	Chandler/Curry-9	James-19	15,374
17	Dec. 10	L	PHILADELPHIA	88-93	3-14	1L	Deng-17	Griffin/Hinicich-6	Iverson-22	20,823
18	Dec. 11	W	MINNESOTA	99-88	4-14	1-1	Gordon-31	Chandler-16	Cassell-17	20,782
19	Dec. 13	L	DALLAS	93-94	4-15	1L	Curry-20	Chandler-11	Finley-27	16,191
20	Dec. 15	W	@ Memphis	96-88	5-15	1-1	Curry-20	Chandler-11	Casol-24	14,163
21	Dec. 16	W	MILWAUKEE	85-77	6-15	2-W	Hinicich-28	Chandler-10	Rodt-22	14,403
22	Dec. 18	W	INDIANA	85-71	7-15	3-W	Curry-23	Curry-13	Tinsley-33	19,474
23	Dec. 20	W	PORTLAND	92-87	8-15	4-W	Gordon-23	Davis-12	Handolph-26	18,823
24	Dec. 22	W	@ Detroit	88-82	9-15	5-W	Gordon-19	Chandler-11	Billups-32	22,076
25	Dec. 26	L	@ Milwaukee	92-99	9-16	1L	Gordon-19	Chandler-8	Redd-39	16,738
26	Dec. 28	L	NEW JERSEY	80-94	9-17	2L	Hinicich-30	Chandler/Deng-8	Cart-25	22,903*
27	Jan. 1	W	ORLANDO	105-90	10-17	1-W	Curry-22	Davis-9	Hill-16	20,763
28	Jan. 3	L	DETROIT	80-87	10-18	1L	Gordon-27	Chandler-14	Hamilton-28	18,523
29	Jan. 5	W	@ New Orleans	95-89	11-18	1-W	Hinicich-19	Curry/Davis-9	Davis-21	13,369
30	Jan. 7	W	UTAH	84-78	12-18	2-W	Deng-22	Chandler-9	Griceek/Harrington-13	16,887
31	Jan. 8	W	BOSTON	102-91	13-18	3-W	Harrington-22	Pierce-20	Pierce-20	18,932
32	Jan. 10	W	GOLDEN STATE	94-85	14-18	4-W	Harrington-20	Chandler-9	Glanton-24	17,032
33	Jan. 12	W	PHILADELPHIA	110-78	15-18	5-W	Gordon-31	Nocioni-9	Iverson-21	18,095
34	Jan. 15	W	NEW YORK	86-84	16-18	6-W	Curry-17	Chandler-10	Marbury-25	22,358*
35	Jan. 17	W	@ New York	88-86	17-18	7-W	Hinicich-13	Hinicich-13	Marbury-25	19,040
36	Jan. 19	L	@ Boston	83-92	17-19	1L	Curry-26	Chandler-14	Pierce-28	13,109
37	Jan. 21	W	ATLANTA	95-85	18-19	1-W	Hinicich-23	Davis-8	Walker-25	18,815
38	Jan. 22	W	@ Detroit	100-89	19-19	2-W	Hinicich-24	Davis-8	Hamilton-32	22,076
39	Jan. 24	W	@ Atlanta	107-82	20-19	3-W	Curry-19	Harrington-8	Harrington-18	11,659
40	Jan. 25	W	DENVER	115-107	21-19	4-W	Hinicich-23	Chandler-13	Anthony-32	18,911
41	Jan. 27	W	CHARLOTTE	101-93	22-19	5-W	Nocioni-17	Chandler-6	Rush-24	19,439
42	Jan. 29	L	BOSTON	97-101	22-20	1L	Gordon-31	Davis-14	Davis-24	22,869*
43	Feb. 1	L	@ New Jersey	97-107	22-21	2L	Hinicich-18	Griffin-8	Carter-31	14,546
44	Feb. 5	L	@ Miami	97-108	22-22	3L	Gordon-25	O'Neal-26	Chandler-15	20,061
45	Feb. 8	W	@ Dallas	107-100	23-22	1-W	Deng-30	Chandler-15	Nowitzki-27	10,224
46	Feb. 9	L	@ Houston	92-105	23-23	1L	Hinicich-16	Chandler-20	McGrady-24	14,267
47	Feb. 13	W	@ Minnesota	87-83	24-23	1-W	Gordon-21	Chandler-11	Spewell-26	19,420
48	Feb. 15	W	SACRAMENTO	107-102	25-23	2-W	Curry-25	Curry-12	Miller-23	21,789*
49	Feb. 16	W	@ Toronto	121-115	26-23	3-W	Hinicich-28	Chandler-9	Bosh-28	15,881
50	Feb. 22	W	MIAMI	105-101 (OT)	27-23	4-W	Gordon-29	Chandler-12	Bosh-28	22,682*
51	Feb. 23	L	@ Cleveland	91-100	27-24	1L	Gordon-21	Chandler-7	Ilgaskas-33	20,562
52	Feb. 25	W	WASHINGTON	97-90	28-24	1-W	Hinicich-26	Davis-10	Arenas-36	22,708*
53	Feb. 26	W	@ Charlotte	94-90	29-24	2-W	Davis-20	Harrington-9	Okfor-26	17,495
54	Mar. 1	L	HOUSTON	89-119	29-25	1L	Curry-17	Harrington-9	McGrady-32	21,755*
55	Mar. 4	L	@ San Antonio	98-102	29-26	2L	Gordon/Harrington-20	Nocioni-7	Duncan-31	18,797
56	Mar. 5	L	@ Milwaukee	87-95	29-27	3L	Hinicich-24	Chandler-12	Mason-20	18,717
57	Mar. 7	W	MILWAUKEE	90-85	30-27	1-W	Hinicich-17	Nocioni-8	Redd-26	20,042
58	Mar. 9	W	@ Portland	97-84	31-27	2-W	Curry-25	Chandler-13	Abdur-Rahim-22	14,251
59	Mar. 11	W	@ Seattle	100-97	32-27	3-W	Gordon-22	Curry-8	Lewis-27	17,072
60	Mar. 13	L	@ LA Clippers	78-83	32-28	1L	Curry-19	Curry-8	Brand-20	19,060
61	Mar. 15	L	SEATTLE	93-99	32-29	2L	Gordon-21	Davis-9	Lewis-30	21,762*
62	Mar. 16	L	@ New Jersey	84-100	32-30	3L	Gordon/Nocioni-15	Chandler-14	Carter-30	14,244
63	Mar. 18	L	NEW ORLEANS	90-94	32-31	4L	Hinicich-27	Chandler-15	Dickau/Magniere-17	22,217*
64	Mar. 19	W	@ Philadelphia	94-88	33-31	1-W	Harrington-24	Davis-9	Iverson-31	20,599
65	Mar. 21	W	ATLANTA	105-91	34-31	2-W	Curry-24	Chandler-13	Chidress-17	21,945*
66	Mar. 23	W	@ Toronto	94-85	35-31	3-W	Curry-16	Chandler-11	Rose-30	16,974
67	Mar. 25	W	@ Boston	94-86	36-31	4-W	Curry-16	Chandler-10	Pierce/Walker-18	18,824
68	Mar. 26	W	INDIANA	100-86	37-31	5-W	Curry-27	Chandler/Pargo-7	Jackson-34	22,755*
69	Mar. 28	W	MEMPHIS	94-86	38-31	6-W	Curry-25	Chandler-14	Wade-30	21,395*
70	Mar. 30	W	@ Charlotte	102-99	39-31	7-W	Gordon-35	Chandler-15	Wallace-23	12,806
71	Mar. 31	W	CLEVELAND	102-90 (OT)	40-31	8-W	Gordon-21	Chandler-14	Bouten-27	22,878*
72	Apr. 2	W	CHARLOTTE	112-97	41-31	9-W	Harrington-22	Chandler-15	Okfor-28	22,874*
73	Apr. 5	L	@ Miami	86-104	41-32	1L	Gordon/Nocioni-14	Chandler/Griffin-8	Wade-39	20,206
74	Apr. 6	W	@ Orlando	102-101 (OT)	42-32	1-W	Hinicich-25	Chandler-22	Francis-28	13,847
75	Apr. 8	W	@ New York	102-94	43-32	2-W	Gordon-22	Chandler-9	Marbury-29	19,763
76	Apr. 9	W	TORONTO	110-97	44-32	3-W	Hinicich-25	Chandler-21	Rose-19	22,281*
77	Apr. 11	L	DETROIT	84-85 (OT)	44-33	1L	Hinicich-15	Chandler-16	Billups-28	22,233*
78	Apr. 13	L	@ Washington	82-93	44-34	2L	Gordon/Hinicich-11	Davis-10	Hughes-23	18,181
79	Apr. 15	W	ORLANDO	117-77	45-34	1-W	Duhon/Griffin/Nocioni-17	Chandler-14	Francis-16	22,442*
80	Apr. 16	W	@ Atlanta	114-105	46-34	2-W	Duhon-24	Chandler-11	Delk-18	19,445
81	Apr. 19	W	NEW YORK	92-91	47-34	3-W	Hinicich-34	Nocioni-8	Crawford-24	22,276*
82	Apr. 20	L	@ Indiana	83-85	47-35	1L	Pargo-17	Harrington-9	O'Neal-21	18,345

* home sellout



LEFT TO RIGHT: (front row): Adrian Griffin, Chris Duhon, Ben Gordon, Kirk Hinrich, Jannero Pargo, Frank Williams. (middle row): Luol Deng, Eric Piatkowski, Othella Harrington, Jared Reiner, Tyson Chandler, Eddy Curry, Antonio Davis, Andrés Nocioni. (back row): Equipment Manager John Ligmanowski, Strength and Conditioning Coach Erik Helland, Assistant Coach/Advance Scout Mike Wilhelm, Assistant Coach Pete Myers, Assistant Coach Ron Adams, Head Coach Scott Skiles, Assistant Coach Jim Boylan, Head Athletic Trainer Fred Tedeschi, Assistant Athletic Trainer Marc Boff, Assistant Strength and Conditioning Coach Jeff Macy.

DRAFT: First round, Ben Gordon (Connecticut); second round, Jackson Vroman (Iowa State), Chris Duhon (Duke). The Bulls then traded the rights to Vroman, a future first-round pick and cash to Phoenix for No. 7 pick Luol Deng (Duke).

RECORD: 47-35 (SECOND PLACE)

REGULAR SEASON: Re-signed Jamal Crawford and traded him and Jerome Williams to New York in exchange for Othella Harrington, Dikembe Mutombo, Cezary Trybanski and Frank Williams (08/08/04) ... signed free agents Andrés Nocioni (08/11/04) and Jared Reiner (09/30/04) ... acquired Adrian Griffin, Eric Piatkowski and Mike Wilks from Houston in exchange for Dikembe Mutombo (09/08/04) ... Scottie Pippen retired (10/05/04) ... attempted a franchise record 34 three-pointers in season-opening double-overtime loss to New Jersey at the United Center (11/05/04) ... started the season 0-9, tying the franchise record for worst start in club history (ties 1967-68 start) ... NBA's best record of 13-3 during Jan. 2005 ... held a franchise record 26-consecutive opponents under 100 points ... had four streaks of at least five wins, including a season-high nine game winning streak ... held opponents to a franchise record and NBA-best .422 from the floor ... sixth team in NBA history to fall 11 games below .500 during the regular season and rebound to finish with a winning record (also 1976-77 Bulls).

PLAYOFFS: Qualified for first time since 1998 ... eliminated in first round by Washington (2-4).

HONORS: Ben Gordon became first rookie to be named NBA's Sixth Man of the Year ... Gordon (Freshman team), Luol Deng (Freshman team) and Kirk Hinrich (Sophomore team) participated in the "got milk?" Rookie Challenge during All-Star Weekend ... Gordon named Eastern Conference "got milk?" Rookie of the Month for Jan., Feb. and March ... Scott Skiles named Eastern Conference Coach of the Month for Jan. ... Gordon and Deng were also named to the "got milk?" NBA All-Rookie First Team ... the Bulls finished second in the NBA in attendance (averaged 20,204) and hosted 19 sellouts at the United Center, including 11 consecutive sellouts to close the regular season.

GAME	DATE	W-L	OPPONENT	SCORE BULLS-OPP.	TOTAL RECORD	SK	BULLS HL. SCORER	BULLS HL. REBOUNDER	OPPONENT HL. SCORER	GAME ATTEN.
1	Nov. 2	W	CHARLOTTE	109-105 (OT)	1-0	1-W	Duhon-18	Chandler-11	Wallace-28	18,251
2	Nov. 5	L	@New Jersey	99-100	1-1	1-L	Hinnich-26	Deng-9	Carter/Jefferson-28	16,898
3	Nov. 7	L	SAN ANTONIO	95-104 (OT)	1-2	2-L	Deng-17	Sweetney-13	Duncan-24	21,827*
4	Nov. 9	W	GOLDEN STATE	85-84	2-2	1-W	Hinnich-23	Chandler/Sweetney-9	Davis-17	19,723
5	Nov. 12	W	UTAH	103-98	3-2	2-W	Deng-21	Chandler-11	Okur-33	22,272*
6	Nov. 14	L	@Golden State	82-100	3-3	1-L	Nocioni-17	Chandler-9	Richardson-32	16,454
7	Nov. 16	L	@Portland	93-96	3-4	2-L	Sweetney-24	Sweetney-14	Randolph-22	12,368
8	Nov. 18	L	@Seattle	84-98	3-5	3-L	Deng-16	Sweetney-11	Allen/Lewis-27	16,429
9	Nov. 20	W	@L.A. Lakers	96-93	4-5	1-W	Duhon-21	Chandler-15	Bryant-43	18,997*
10	Nov. 25	W	@San Antonio	106-99	5-5	2-W	Deng-18	Chandler-12	Duncan-24	18,797*
11	Nov. 26	W	@Houston	94-89	6-5	3-W	Gordon-18	Nocioni-8	Yao-30	18,005*
12	Nov. 29	W	ORLANDO	85-76	7-5	4-W	Deng-21	Nocioni-11	Turkoglu-20	21,921*
13	Nov. 30	L	@New York	101-109	7-6	1-L	Gordon-28	Songaila-6	Crawford-28	17,909
14	Dec. 2	W	@Boston	106-101	8-6	1-W	Deng-29	Chandler-16	Pierce-43	14,393
15	Dec. 3	L	DETROIT	79-82	8-7	1-L	Deng-18	Deng-9	R. Wallace-26	21,875*
16	Dec. 5	L	DALLAS	94-102	8-8	2-L	Chandler/Sweetney-7	Chandler/Sweetney-7	Nowitzki-35	21,733*
17	Dec. 7	W	@Orlando	102-93	9-8	1-W	Pargo-23	Deng-10	Howard-17	12,702
18	Dec. 9	L	L.A. LAKERS	80-93	9-9	1-L	Hinnich-26	Sweetney-12	Bryant-23	22,410*
19	Dec. 10	W	@Washington	118-111	10-9	1-W	Duhon-24	Deng-12	Arenas-42	18,833
20	Dec. 13	L	MIAMI	97-100	10-10	1-L	Hinnich-26	Chandler-10	O'Neal-30	19,129
21	Dec. 14	W	@Toronto	105-94	11-10	1-W	Songaila-18	Deng-9	Bosh-25	16,169
22	Dec. 16	L	@Detroit	82-110	11-11	1-L	Duhon-13	Chandler-8	R. Wallace-19	22,076*
23	Dec. 17	W	BOSTON	118-86	12-11	1-W	Sweetney-24	Sweetney-7	Davis-21	20,746
24	Dec. 20	L	CHARLOTTE	92-105	12-12	1-L	Duhon/Harrington-16	Chandler-6	Felton-21	21,768*
25	Dec. 22	L	CLEVELAND	100-108	12-13	2-L	Gordon-28	Nocioni-10	James-37	21,874*
26	Dec. 23	L	@Memphis	77-95	12-14	3-L	Nocioni-14	Chandler-12	Miller-27	15,917
27	Dec. 26	L	@Cleveland	91-102	12-15	4-L	Chandler/Duhon/Noc-15	Chandler-12	James-32	20,562
28	Dec. 28	L	@Charlotte	80-93	12-16	5-L	Deng-18	Chandler-9	Ely-20	17,456
29	Dec. 31	L	PHOENIX	98-107 (OT)	12-17	6-L	Hinnich-25	Deng-14	Marion-28	22,165*
30	Jan. 2	L	MILWAUKEE	92-93	12-18	7-L	Gordon-28	Deng-10	Redd-25	20,968
31	Jan. 4	L	SEATTLE	97-101	12-19	8-L	Gordon-21	Duhon-9	Lewis-21	19,418
32	Jan. 6	W	@Milwaukee	105-91	13-19	1-W	Hinnich-18	Harrington-11	Redd-25	17,214
33	Jan. 7	W	MEMPHIS	111-82	14-19	2-W	Hinnich-26	Deng/Noc/Song-6	Burks-18	20,378
34	Jan. 9	W	TORONTO	113-104	15-19	3-W	Hinnich-25	Nocioni/Sweetney-9	Bosh-26	21,103
35	Jan. 11	L	@Minnesota	93-99	15-20	1-L	Nocioni-23	Nocioni-9	Garnett-28	15,177
36	Jan. 14	L	INDIANA	89-91	15-21	2-L	Nocioni-15	Sweetney-11	Jackson-29	22,011*
37	Jan. 16	L	DENVER	94-97	15-22	3-L	Hinnich-20	Deng-10	Anthony-39	21,793*
38	Jan. 19	W	NEW YORK	106-104 (OT)	16-22	1-W	Gordon-32	Sweetney-11	Crawford-19	21,268
39	Jan. 20	L	HOUSTON	108-109 (2OT)	16-23	1-L	Deng-19	Songaila-10	McGrady-35	20,550
40	Jan. 21	W	@Indiana	101-89	17-23	1-W	Nocioni-20	Chandler-14	Jackson-21	18,345*
41	Jan. 25	W	@Toronto	104-88	18-23	2-W	Duhon-26	Chandler-8	Bosh-20	14,198
42	Jan. 27	W	WASHINGTON	90-79	19-23	3-W	Gordon-26	Chandler-20	Arenas-23	21,720*
43	Jan. 28	W	ATLANTA	111-99	20-23	4-W	Gordon-23	Chandler-14	Johnson-40	21,175
44	Jan. 31	L	@Dallas	94-98	20-24	1-L	Hinnich-28	Chandler-16	Howard-22	18,567*
45	Feb. 1	L	@New Orleans	95-100	20-25	2-L	Hinnich-20	Chandler-13	Paul-25	19,163*
46	Feb. 4	L	@Phoenix	101-118	20-26	3-L	Gordon-39	Chandler-12	Marion-26	18,422*
47	Feb. 6	L	@Utah	107-109 (OT)	20-27	4-L	Gordon-35	Chandler-11	Harpring-28	18,569
48	Feb. 8	W	@Denver	110-107	21-27	1-W	Gordon-30	Chandler-14	Anthony-31	15,038
49	Feb. 9	L	@Sacramento	80-98	21-28	1-L	Nocioni/Songaila-14	Chandler-16	Martin-23	17,317*
50	Feb. 12	W	@L.A. Clippers	97-91	22-28	1-W	Hinnich/Pargo-17	Chandler-10	Grant-19	17,365
51	Feb. 14	L	SACRAMENTO	101-105 (OT)	22-29	1-L	Gordon-30	Chandler-15	Bibby-31	19,951
52	Feb. 16	W	PHILADELPHIA	117-84	23-29	1-W	Gordon-21	Sweetney-12	Iverson-18	21,962*
53	Feb. 22	W	MILWAUKEE	97-91	24-29	2-W	Hinnich-26	Chandler-12	Redd-30	20,648
54	Feb. 24	L	DETROIT	87-95	24-30	1-L	Gordon-24	Chandler-11	Billups-17	22,442*
55	Feb. 25	L	@Philadelphia	102-108	24-31	2-L	Duhon-17	Allen/Chandler-8	Iverson-38	19,991
56	Feb. 28	W	MINNESOTA	111-100	25-31	1-W	Hinnich-30	Hinnich-13	Barnett-27	19,865
57	Mar. 2	L	CLEVELAND	91-82	25-32	1-L	Hinnich-25	Chandler-15	James-33	20,726
58	Mar. 3	W	@New York	108-101	26-32	1-W	Hinnich-33	Deng-15	Francis-18	19,763*
59	Mar. 5	L	@Cleveland	72-91	26-33	1-L	Gordon-17	Deng-12	James-37	20,562*
60	Mar. 7	W	NEW JERSEY	95-87	27-33	1-W	Nocioni-24	Chandler-15	Kristic-29	20,837
61	Mar. 8	L	@Detroit	101-106	27-34	1-L	Gordon-28	Chandler-12	Billups-27	22,076*
62	Mar. 10	L	L.A. CLIPPERS	96-107	27-35	2-L	Hinnich-21	Deng-18	Cassell-32	21,975*
63	Mar. 11	W	@Atlanta	95-90	28-35	1-W	Deng-21	Chandler-12	Harrington-32	15,301
64	Mar. 14	W	PORTLAND	95-66	29-35	2-W	Gordon-23	Chandler-8	Randolph-25	20,604
65	Mar. 15	L	@Milwaukee	88-104	29-36	1-L	Nocioni-25	Chandler/Nocioni-9	Simmons-26	14,679
66	Mar. 18	L	MIAMI	94-85	29-37	2-L	Deng-19	Nocioni-12	Wade-15	22,439*
67	Mar. 19	L	@Washington	104-113	29-38	3-L	Gordon-20	Deng/Schenscher-8	Arenas-29	15,938
68	Mar. 22	L	@Indiana	85-95	29-39	4-L	Nocioni-17	Nocioni-10	Jackson-24	14,632
69	Mar. 24	W	NEW ORLEANS	96-82	30-39	1-W	Gordon-25	Chandler-21	Paul-13	21,793*
70	Mar. 26	W	@Boston	101-97	31-39	2-W	Deng-20	Chandler-11	Pierce-42	18,624*
71	Mar. 28	L	ORLANDO	93-87	31-40	1-L	Nocioni-26	Nocioni-10	Nelson-24	21,838*
72	Mar. 31	W	@Charlotte	113-107	32-40	1-W	Nocioni-24	Nocioni-11	Jones-28	16,607
73	Apr. 1	W	BOSTON	100-94	33-40	2-W	Hinnich-25	Chandler/Nocioni-11	Szczerbiak-28	21,799*
74	Apr. 4	W	INDIANA	102-96	34-40	3-W	Gordon-23	Nocioni-12	Jackson-22	21,199
75	Apr. 5	W	@Philadelphia	99-92	35-40	4-W	Gordon/Nocioni-21	Chandler-15	Iverson-26	16,475
76	Apr. 8	L	PHILADELPHIA	75-89	35-41	1-L	Chandler/Nocioni-10	Chandler/Nocioni-10	Iverson-39	22,478*
77	Apr. 11	W	NEW JERSEY	104-101	36-41	1-W	Gordon-36	Nocioni-17	Carter-43	20,402
78	Apr. 12	W	@Atlanta	96-90	37-41	2-W	Nocioni-11	Nocioni-17	J. Smith-22	17,203
79	Apr. 14	W	WASHINGTON	103-101	38-41	3-W	Gordon-32	Deng-8	Arenas-36	20,670
80	Apr. 16	W	@Miami	117-93	39-41	4-W	Deng-26	Nocioni-9	Walker-22	20,248*
81	Apr. 17	W	@Orlando	116-112 (OT)	40-41	5-W	Hinnich-26	Deng-11	Turkoglu-32	17,283*
82	Apr. 19	W	TORONTO	127-106	41-41	6-W	Gordon-24	Nocioni-11	Peterson/Villanueva-29	20,364

* home sellout



LEFT TO RIGHT: (front row): Andrés Nocioni, Chris Duhon, Ben Gordon, Kirk Hinrich, Jannero Pargo, Eddie Basden. (middle row): Luol Deng, Darius Songaila, Malik Allen, Luke Schenscher, Tyson Chandler, Othella Harrington, Michael Sweetney, Eric Piatkowski. (back row): Equipment Manager John Ligmanowski, Strength and Conditioning Coach Erik Helland, Assistant Coach/Advance Scout Mike Wilhelm, Assistant Coach Pete Myers, Assistant Coach Ron Adams, Head Coach Scott Skiles, Lead Assistant Coach Jim Boylan, Head Athletic Trainer Fred Tedeschi, Assistant Athletic Trainer Marc Boff, Assistant Strength and Conditioning Coach Jeff Macy. Inset: Randy Livingston.

DRAFT: No selections in the 2005 NBA Draft.

RECORD: 41-41 (FOURTH PLACE)

REGULAR SEASON: Re-signed head coach Scott Skiles (06/16/05) ... signed free agents Eddie Basden (08/09/05), Malik Allen (09/02/05) and Darius Songaila (09/23/05) and re-signed Othella Harrington (08/24/05), Tyson Chandler (09/21/05) and Jannero Pargo (10/03/05) ... matched Toronto's contract offer for Chris Duhon (08/15/05) ... re-signed Eddy Curry and traded him and Antonio Davis to New York in exchange for Michael Sweetney, Tim Thomas, Jermaine Jackson, a conditional first round draft pick and two second round draft picks (10/04/05) ... exercised the fourth-year option on Kirk Hinrich (10/24/05) ... retired Scottie Pippen's No. 33 (12/09/05) ... Ben Gordon hit nine 3FG at Phoenix (02/04/06), a franchise record and an NBA season-high ... Gordon then went a perfect 9-of-9 on 3FG against Washington (04/14/06), tying his own franchise record for 3FGM in a game and matching the all-time NBA record for most 3FGM in a game without a miss ... team set franchise overtime records for most points scored (20), free throws made (14) and free throws attempted (16) at Orlando (04/17/06) ... held opponents to an NBA-best .426 - the second-consecutive season the team held the league's top defensive field goal percentage ... closed the regular season winning 12 of their final 14 games, including a season-high six game winning streak to end the season ... posted an NBA-best 9-1 mark during the month of April.

PLAYOFFS: Qualified for the second straight season ... eliminated in first round by Miami (2-4).

HONORS: Deng, Gordon and Nocioni (all Sophomore Team) participated in the T-Mobile Rookie Challenge during All-Star Weekend ... Gordon named Eastern Conference Player of the Week for games played April 10-16 ... Scott Skiles named Eastern Conference Coach of the Month for April ... for the second-consecutive season, the Bulls finished second in the NBA in attendance (averaged 21,188) and hosted 20 regular season sellouts at the United Center.

GAME	DATE	W-L	OPPONENT	SCORE BULLS OPP.	TOTAL RECORD	SK	BULLS HL SCORER	BULLS HL REBOUNDER	OPPONENT HL SCORER	GAME ATTEN.
1	Oct. 31	W	@Miami	108-66	1-0	1-W	Hinrich-26	Nocioni/Wallace-11	Wade-25	20,229*
2	Nov. 1	L	@Orlando	94-109	1-1	1-L	Gordon-24	Wallace-5	Howard-27	17,451*
3	Nov. 3	L	SACRAMENTO	89-89	1-2	2-L	Deng-29	Wallace-13	Martin-30	22,454*
4	Nov. 6	W	MILWAUKEE	110-85	2-2	1-W	Gordon-37	Brown-11	Redd-30	21,716*
5	Nov. 9	L	@Cleveland	94-113	2-3	1-L	Hinrich-20	Brown-6	Gooden-20	19,947*
6	Nov. 11	W	INDIANA	89-80	3-3	1-W	Hinrich-23	Wallace-18	Harrington-10	22,555*
7	Nov. 14	L	@Dallas	99-111	3-4	1-L	Hinrich-25	Deng-18	Nowitzki-31	20,274*
8	Nov. 16	L	@Houston	100-101	3-5	2-L	Gordon-37	Hinrich-7	McGrady-21	16,764
9	Nov. 17	L	@San Antonio	83-100	3-6	3-L	Gordon-21	Wallace-10	Duncan-21	18,797*
10	Nov. 19	L	@LA Lakers	72-82	3-7	4-L	Nocioni-30	Wallace-12	Odum-23	19,937*
11	Nov. 21	L	@Denver	109-113	3-8	5-L	Hinrich-28	Wallace-16	Smith-36	16,172
12	Nov. 24	L	@Philadelphia	108-123	3-9	6-L	Deng-28	Nocioni-10	Iverson-26	16,795
13	Nov. 25	W	@New York	106-95	4-9	1-W	Deng-24	Deng-9	Crawford-26	19,763*
14	Nov. 28	W	NEW YORK	102-85	5-9	2-W	Gordon-23	Wallace-12	Curry-24	22,272*
15	Dec. 1	W	@NOK Hornets	111-108	6-9	3-W	Nocioni-31	Nocioni-13	Butler-33	19,164*
16	Dec. 2	W	WASHINGTON	112-94	7-9	4-W	Gordon-28	Thomas-10	Butler-21	22,180*
17	Dec. 4	W	BOSTON	100-82	8-9	5-W	Nocioni-20	Nocioni-7	Allen-20	21,794*
18	Dec. 6	W	PHILADELPHIA	121-94	9-9	6-W	Gordon-31	Deng-10	Iverson-25	21,908*
19	Dec. 8	W	TORONTO	93-80	10-9	7-W	Deng-25	Nocioni-14	Garbajosa-17	21,787*
20	Dec. 9	L	MINNESOTA	81-91	10-10	1-L	Gordon-21	Wallace-11	Garnett-18	22,011*
21	Dec. 11	W	INDIANA	106-91	11-10	1-W	Gordon-23	Wallace-13	Granger/Tinsley-21	21,764*
22	Dec. 13	W	SEATTLE	99-84	12-10	2-W	Gordon-27	Wallace-20	Lewis-18	21,812*
23	Dec. 15	W	MILWAUKEE	117-111	13-10	3-W	Hinrich-21	Wallace-27	Redd-32	21,972*
24	Dec. 16	W	@Atlanta	106-104 (OT)	14-10	4-W	Hinrich/Nocioni-24	Wallace-15	Nocioni/M Williams-23	17,236
25	Dec. 19	W	LA LAKERS	94-89	15-10	5-W	Deng-23	Deng-12	Johnson	22,761*
26	Dec. 22	L	@New York	92-103	15-11	1-L	Gordon-27	Wallace-10	Crawford-30	19,763*
27	Dec. 23	W	CHARLOTTE	115-76	16-11	1-W	Gordon-23	Nocioni-11	Ely-13	22,093*
28	Dec. 26	L	@Minnesota	98-100	16-12	1-L	Gordon-27	Deng/Nocioni-8	Garnett-26	16,294
29	Dec. 27	W	MIAMI	109-103	17-12	1-W	Gordon-40	Deng/Wallace-11	Williams-28	22,946*
30	Dec. 29	W	@Toronto	107-97	18-12	2-W	Deng-25	Wallace-10	Ford-20	19,800*
31	Dec. 30	W	CLEVELAND	103-96	19-12	3-W	Deng-32	James-33	Stoudemire-24	22,965*
32	Jan. 2	L	PHOENIX	96-97	19-13	1-L	Gordon-41	Wallace-14	Cartier-21	22,853*
33	Jan. 5	L	@New Jersey	86-91	19-14	2-L	Deng-22	Deng/Wallace-11	Cartier-21	18,569
34	Jan. 6	W	DETROIT	106-89	20-14	1-W	Deng-30	Wallace-14	Hamilton-27	22,865*
35	Jan. 8	L	HOUSTON	77-84	20-15	1-L	Gordon-24	Nocioni-11	McGrady-31	21,983*
36	Jan. 10	L	@Washington	113-113	20-16	2-L	Hinrich-33	Wallace-16	Butler-26	20,173
37	Jan. 11	L	NEW JERSEY	83-86	20-17	3-L	Nocioni-28	Deng/Nocioni-8	Kidd-23	21,931*
38	Jan. 13	W	MEMPHIS	111-66	21-17	1-W	Gordon-24	Sweetney-11	Basol-16	22,104*
39	Jan. 15	W	SAN ANTONIO	95-87	22-17	2-W	Hinrich-23	Nocioni-11	Ginobili-22	22,218*
40	Jan. 17	W	@Milwaukee	99-90	23-17	3-W	Nocioni-21	Wallace-10	Ilyosova-22	14,366
41	Jan. 20	L	UTAH	85-85	23-18	1-L	Gordon-23	Brown/Wallace-9	Okur-21	22,361*
42	Jan. 22	L	@Indiana	91-98	23-19	2-L	Gordon-31	Deng-8	O'Neal-22	13,233
43	Jan. 23	W	ATLANTA	94-86	24-19	1-W	Deng-18	Brown-9	Johnson-29	22,390*
44	Jan. 25	W	DALLAS	96-85	25-19	2-W	Gordon-30	Wallace-17	Nowitzki-28	21,822*
45	Jan. 27	W	MIAMI	100-97	26-19	3-W	Gordon-34	Wallace-15	Wade-24	22,951*
46	Jan. 31	L	@LA Clippers	98-110	26-20	1-L	Hinrich-25	Deng-9	Brand-26	18,390
47	Feb. 2	W	@Seattle	107-101	27-20	1-W	Deng-27	Deng-12	Allen-29	16,291
48	Feb. 3	W	@Portland	88-86	28-20	2-W	Gordon-33	Wallace-12	Randolph-27	19,980*
49	Feb. 5	L	@Utah	95-100	28-21	1-L	Hinrich-26	Wallace-11	Okur-20	19,911*
50	Feb. 8	L	@Sacramento	77-86	28-22	2-L	Deng-20	Wallace-13	Martin-29	17,317*
51	Feb. 9	L	@Golden State	121-123 (OT)	28-23	3-L	Gordon-24	Wallace-17	Harrington-24	18,169
52	Feb. 11	W	@Phoenix	116-103	29-23	1-W	Deng/Hinrich-29	Deng-12	Barbosa/Stoudemire-26	18,422*
53	Feb. 13	L	TORONTO	111-112	29-24	1-L	Deng-30	Wallace-13	Bech-25	21,776*
54	Feb. 14	L	@Charlotte	85-100	29-24	2-L	Gordon-20	Deng/Wallace-9	Wallace-32	14,308
55	Feb. 20	W	ATLANTA	106-81	30-24	1-W	Duhon-17	Wallace-14	Childress-16	21,849*
56	Feb. 22	W	@Cleveland	84-78	31-25	2-W	Deng-18	Wallace-19	James-29	20,562*
57	Feb. 23	W	WASHINGTON	105-80	32-25	3-W	Deng-32	Wallace-12	Arenas-36	22,076*
58	Feb. 25	L	@Detroit	93-95	32-26	1-L	Gordon-21	Brown-12	Hamilton-22	22,076*
59	Feb. 26	L	ORLANDO	87-94	32-27	2-L	Gordon-32	Wallace-8	Howard-21	22,031*
60	Feb. 28	W	GOLDEN STATE	113-83	33-27	1-W	Gordon-22	Wallace-9	Azubike-23	21,814*
61	Mar. 2	W	NOK HORNETS	104-93	34-27	2-W	Gordon-27	Deng/Thomas/Wallace-7	Paul-16	22,058*
62	Mar. 4	W	@Milwaukee	126-121 (OT)	35-27	3-W	Gordon-48	Wallace-12	Redd-52	18,134
63	Mar. 7	L	@Miami	103-70	35-28	1-L	Gordon-14	Wallace-9	O'Neal-24	19,600*
64	Mar. 8	W	@Orlando	100-76	36-28	1-W	Gordon-25	Deng-14	Howard-17	17,451*
65	Mar. 11	W	@Boston	94-78	37-28	2-W	Hinrich-26	Wallace-14	Green-15	16,602
66	Mar. 13	W	BOSTON	95-87	38-28	3-W	Thomas-23	Wallace-16	Pierce-24	22,396*
67	Mar. 14	W	@Philadelphia	89-87	39-28	4-W	Deng-20	Wallace-11	Iguodala-19	14,855
68	Mar. 17	L	@Memphis	113-104	39-29	1-L	Gordon-33	Thomas/Wallace-8	Miller-25	14,793
69	Mar. 20	L	LA CLIPPERS	89-103	39-30	2-L	Hinrich-29	Wallace-16	Mobley-25	22,428*
70	Mar. 22	W	DENVER	109-108	40-30	1-W	Hinrich-25	Deng-14	Iverson-31	22,646*
71	Mar. 25	W	@Indiana	92-90	41-30	2-W	Gordon-31	Wallace-14	O'Neal-39	18,165*
72	Mar. 26	W	PORTLAND	100-89	42-30	3-W	Deng-38	Wallace-16	Aldridge-20	21,834*
73	Mar. 29	W	DETROIT	83-81	43-30	4-W	Gordon-25	Wallace-19	Prince-26	22,243*
74	Mar. 31	L	CLEVELAND	108-112 (OT)	43-31	1-L	Gordon-37	Wallace-12	James-39	22,960*
75	Apr. 1	W	@Atlanta	105-97	44-31	1-W	Deng-30	Brown/Wallace-9	Smith-24	17,687
76	Apr. 4	W	@Detroit	106-88	45-31	2-W	Hinrich-29	Billups-17	Parker-27	19,600*
77	Apr. 6	W	NEW JERSEY	105-74	46-31	3-W	Gordon-27	Deng-12	Cartier-21	22,612*
78	Apr. 8	L	@Toronto	89-103	46-32	1-L	Gordon-27	Deng/Gordon-7	Robinson-24	22,296*
79	Apr. 10	W	NEW YORK	98-89	47-32	1-W	Gordon-23	Wallace-12	Herrmann-14	22,340*
80	Apr. 13	W	CHARLOTTE	100-81	48-32	2-W	Gordon-20	Thomas/Wallace-10	Stevenson-13	20,173*
81	Apr. 15	W	@Washington	101-68	49-32	3-W	Gordon-30	Deng-11	Carter-24	15,108
82	Apr. 18	L	@New Jersey	106-97	49-33	1-L	Hinrich-20			

* home sellout



LEFT TO RIGHT: (front row): Adrian Griffin, Andrés Nocioni, Chris Duhon, Ben Gordon, Kirk Hinrich, Luol Deng, Andre Barrett. (middle row): Malik Allen, Michael Sweetney, P.J. Brown, Ben Wallace, Martynas Andriuskevicius, Viktor Khryapa, Tyrus Thomas, Thabo Sefolosha. (back row): Equipment Manager John Ligmanowski, Strength and Conditioning Coach Erik Helland, Assistant Coach Ron Adams, Assistant Coach/Advance Scout Mike Wilhelm, Assistant Coach Pete Myers, Head Coach Scott Skiles, Lead Assistant Coach Jim Boylan, Head Athletic Trainer Fred Tedeschi, Assistant Athletic Trainer Marc Boff, Assistant Strength and Conditioning Coach Michael Irr.

DRAFT: First round, LaMarcus Aldridge (Texas), Rodney Carney (Memphis). The Bulls then traded the rights to Aldridge to Portland for No. 4 pick Tyrus Thomas (LSU) and Viktor Khryapa. The Bulls also traded the rights to Carney, along with New York's 2007 second-round pick and cash, to Philadelphia for No. 13 pick Thabo Sefolosha (Switzerland).

RECORD: 49-33 (THIRD PLACE)

REGULAR SEASON: Named Jim Paxson Consultant (07/05/06) ... waived Othella Harrington (07/07/06), Howard Easley (07/21/06) and Luke Schenscher (10/30/06) ... signed free agents Ben Wallace (07/13/06) and Adrian Griffin (07/31/06) ... acquired P.J. Brown and J.R. Smith from New Orleans/Oklahoma City in exchange for Tyson Chandler (07/14/06) ... traded J.R. Smith to Denver in exchange for Howard Easley and two future second-round draft picks (07/20/06) ... acquired Martynas Andriuskevicius from Cleveland in exchange for Eddie Basden (08/18/06) ... named Michael Irr Assistant Strength Coach, Casey Owens Video Coordinator and Adam Tatalovich as Assistant Video Coordinator (08/23/06) ... picked up fourth-year options on Luol Deng, Ben Gordon and Viktor Khryapa (10/24/06) ... signed Kirk Hinrich to a multi-year extension (10/31/06) ... on opening night at Miami, the Bulls beat the defending champion Heat 108-66, marking the worst opening night defeat for a defending NBA champion in league history ... after starting the season 3-9, the Bulls won 12 of their next 13 games, including streaks of seven and five games ... team posted a 7-1 mark during its longest homestand in franchise history ... team finished with 49 wins in the regular season, the most since the 1998 championship season ... Luol Deng became the 15th player in team history to start all 82 games in a single season ... the Bulls finished second in the NBA in 3FG% (.388) and in opponent FG% (.435).

PLAYOFFS: Qualified for the third straight season ... defeated defending champion Miami 4-0 in the first round ... eliminated in the Eastern Conference Semifinals by Detroit 2-4.

HONORS: Tyrus Thomas competed in the 2007 Sprite Slam Dunk competition at All-Star Weekend in Las Vegas ... Ben Gordon also participated in the All-Star festivities, as he teamed with Bulls great Scottie Pippen and Candice Dupree of the WNBA's Chicago Sky in the Haier Shooting Stars Competition ... Ben Gordon was twice named Eastern Conference Player of the Week (01/29/07 and 04/16/07) ... Ben Wallace and Kirk Hinrich were each named to the All-Defensive Second Team ... Luol Deng was named recipient of the 2006-07 Sportsmanship Award ... Tyrus Thomas was selected to the 2007 T-Mobile NBA All-Rookie Second Team ... the Bulls averaged a league-leading 22,253 per home game and sold out all 41 regular season games and all five playoff games, to extend the franchise's sellout streak to 49 straight games.

GAME	DATE	W-L	OPPONENT	SCORE BULLS-OPP.	TOTAL RECORD	SK	BULLS HL SCORER	BULLS HL REBOUNDER	OPPONENT HL SCORER	GAME ATTN.
1	Oct. 31	L	@ New Jersey	103-112 (OT)	0-1	1-L	Gordon-27	Deng-1	Jefferson-29	17,342
2	Nov. 2	L	PHILADELPHIA	85-96	0-2	2-L	Gordon-25	Thomas-12	Miller-25	22,034*
3	Nov. 3	L	@ Milwaukee	72-78	0-3	3-L	Gordon-15	Smith-10	Redd-27	18,717*
4	Nov. 6	L	L.A. CLIPPERS	91-97	0-4	4-L	Deng-22	Deng-8	Mobley-33	21,742*
5	Nov. 8	W	DETROIT	97-93	1-4	1-W	Thomas-19	Thomas-14	Wallace-36	21,797*
6	Nov. 10	L	TORONTO	71-101	1-5	1-L	Nocioni-20	Sefolosha-6	Deflino-16	22,467*
7	Nov. 15	L	@ Phoenix	102-112	1-6	2-L	Gordon-24	Wallace-10	Barbosa-25	18,422*
8	Nov. 17	W	@ L.A. CLIPPERS	92-73	2-6	1-W	Gordon-25	Wallace-13	Kaman-21	17,535
9	Nov. 18	L	@ L.A. LAKERS	79-108	2-7	1-L	Gordon-20	Wallace-8	Bryant-18	18,997*
10	Nov. 20	L	@ Denver	91-112	2-8	2-L	Noah-16	Wallace-12	Anthony-26	17,108
11	Nov. 24	L	@ New York	78-85	2-9	3-L	Nocioni-23	Wallace-12	Curry-21	19,763*
12	Nov. 25	L	@ Toronto	78-93	2-10	4-L	Deng-21	Deng-9	Calderton-19	19,800*
13	Nov. 27	W	ATLANTA	90-78	3-10	1-W	Deng-22	Thomas/Wallace-12	J. Johnson-21	21,826*
14	Dec. 1	W	CHARLOTTE	111-95	4-10	2-W	Gordon-34	Wallace-19	Richardson-22	21,729*
15	Dec. 3	L	DALLAS	98-103	4-11	1-L	Nocioni-30	Duhon-9	Jo. Howard-27	21,780*
16	Dec. 5	W	@ Charlotte	91-82	5-11	1-W	Deng-30	Nocioni-11	Wallace-22	13,207
17	Dec. 7	W	@ Detroit	98-91	6-11	2-W	Nocioni-22	Smith-14	Billups-27	22,076*
18	Dec. 8	L	BOSTON	81-82	6-12	1-L	Nocioni-18	Wallace-14	R. Allen-27	22,778*
19	Dec. 11	W	SEATTLE	123-96	7-12	1-W	Gordon-27	Thomas-9	Durant-16	21,772*
20	Dec. 12	L	@ Indiana	102-117	7-13	1-L	Gordon-18	Deng-7	Rush-22	10,381
21	Dec. 14	W	NEW YORK	101-96	8-13	1-W	Deng-29	Hinicich-12	Randolph-27	21,751*
22	Dec. 18	L	L.A. LAKERS	91-103	8-14	1-L	Deng-26	Nocioni/Deng-7	Vajacic-19	22,310*
23	Dec. 19	W	@ Washington	95-84	9-14	1-W	Gordon-22	Gray-10	Butler-29	14,792
24	Dec. 21	L	@ Boston	92-107	9-15	1-L	Hinicich-19	Thomas-9	Pierce-22	18,624*
25	Dec. 22	L	HOUSTON	99-116	9-16	2-L	Hinicich-22	Deng-7	McGrady/Walls-20	22,434*
26	Dec. 26	L	@ San Antonio	79-94	9-17	3-L	Smith-19	Smith-11	Parker-28	18,797*
27	Dec. 28	W	MILWAUKEE	103-99	10-17	1-W	Gordon-31	Deng/Wallace-10	Redd-34	22,189*
28	Dec. 30	W	@ New York	100-93	11-17	2-W	Gordon-25	Wallace-10	Robinson-19	19,763*
29	Dec. 31	L	ORLANDO	110-112 (OT)	11-18	1-L	Gordon-39	Wallace-12	Nelson-22	22,126*
30	Jan. 2	W	@ Charlotte	109-97	12-18	1-W	Gordon-22	Deng-13	Richardson-28	11,568
31	Jan. 3	L	PORTLAND	109-115 (2OT)	12-19	1-L	Gordon-32	Wallace-14	Roy-25	21,766*
32	Jan. 5	W	SACRAMENTO	94-93	13-19	1-W	Nocioni-26	Wallace-11	Miller-22	21,908*
33	Jan. 8	L	NEW YORK	100-105	13-20	1-L	Smith-22	Wallace-12	Curry-29	21,838*
34	Jan. 11	W	@ Philadelphia	100-97	14-20	1-W	Nocioni-27	Wallace-8	Iguodala-26	17,046
35	Jan. 13	L	@ Atlanta	94-105	14-21	1-L	Deng-28	Wallace-13	J. Johnson-37	16,065
36	Jan. 15	L	@ Orlando	88-102	14-22	2-L	Smith-13	Noah-11	Lewis-26	17,519*
37	Jan. 16	W	@ Miami	126-96	15-22	1-W	Gordon-24	Noah-8	O'Neal/Wade-24	19,600*
38	Jan. 18	L	GOLDEN STATE	111-119	15-23	1-L	Gordon-29	Deng-12	Davis-40	21,886*
39	Jan. 19	W	DETROIT	97-81	16-23	1-W	Gordon-33	Sefolosha-13	Billups-27	22,657*
40	Jan. 21	L	@ Memphis	90-104	16-24	1-L	Gordon-25	Wallace-13	Gay/Miller-24	18,119*
41	Jan. 23	W	INDIANA	108-95	17-24	1-W	Hinicich-38	Noah-15	Branger-33	21,714*
42	Jan. 25	L	CHARLOTTE	77-90	17-25	1-L	Nocioni-25	Sefolosha-10	Okafor/Wallace-21	21,761*
43	Jan. 27	L	PHOENIX	77-88	17-26	2-L	Hinicich-31	Thomas-11	Stoudemire-24	22,245*
44	Jan. 29	W	MINNESOTA	96-85	18-26	1-W	Hinicich-27	Noah-13	Jefferson-20	21,725*
45	Jan. 30	L	@ Minnesota	67-83	18-27	1-L	Hinicich/Sefolosha-14	Noah/Sef./Wallace-8	Jefferson-26	10,910
46	Feb. 2	L	@ Sacramento	101-105	18-28	2-L	Gordon-33	Wallace-9	Artest-28	15,526
47	Feb. 4	W	@ Seattle	118-108	19-28	1-W	Smith-25	Smith/Wallace-10	Szczarbaki-21	10,935
48	Feb. 6	L	@ Portland	97-100	19-29	1-L	Nocioni/Sefolosha-22	Wallace-8	Roy-28	20,126*
49	Feb. 7	W	@ Golden State	114-108	20-29	1-W	Duhon-34	Noah-10	Ellis-25	19,596*
50	Feb. 9	L	@ Utah	87-97	20-30	1-L	Sefolosha-22	Sefolosha/Wall-7	Boozler-22	19,911*
51	Feb. 12	L	NEW ORLEANS	86-100	20-31	2-L	Nocioni-28	Wallace-16	Stojakovic/West-27	21,739*
52	Feb. 14	W	MIAMI	99-92	21-31	1-W	Hinicich-24	Serif/Thomas-12	Waite-30	21,792*
53	Feb. 20	L	@ New Jersey	102-110 (OT)	21-32	1-L	Smith-17	Noc./Smith/Wall-9	Carter-33	15,150
54	Feb. 22	W	DENVER	135-121	22-32	1-W	Gordon-37	Thomas-1	Smith-43	21,848*
55	Feb. 24	L	@ Houston	97-110	22-33	1-L	Thomas-18	Gooden-8	McGrady-24	18,275*
56	Feb. 25	L	@ Dallas	94-102	22-34	2-L	Gordon-25	Deng-9	Nowitzki-29	20,340*
57	Feb. 27	W	@ Indiana	113-107	23-34	1-W	Hughes-29	Gooden-15	Dunleavy-25	10,556
58	Feb. 29	L	WASHINGTON	91-97	23-35	1-L	Nocioni-19	Deng-11	Bliche/Jansson/Mason-17	21,884*
59	Mar. 2	L	@ Cleveland	86-95	23-36	2-L	Hughes-23	Gooden-10	James-37	20,562*
60	Mar. 4	W	MEMPHIS	112-97	24-36	1-W	Deng/Gooden-21	Gooden-14	Lowry-24	21,725*
61	Mar. 6	W	CLEVELAND	107-96	25-36	2-W	Deng/Gordon-23	Noah-20	James-38	22,097*
62	Mar. 7	L	@ Boston	93-116	25-37	1-L	Gordon-20	Gray-8	Pierce-22	18,624*
63	Mar. 9	L	@ Detroit	109-116	25-38	2-L	Gordon-27	Gooden-8	Billups-34	22,076*
64	Mar. 11	W	UTAH	108-96	26-38	1-W	Gooden-24	Gooden-10	Okur-22	21,969*
65	Mar. 14	L	PHILADELPHIA	106-110	26-39	1-L	Deng-21	Gooden-9	Iguodala-25	22,069*
66	Mar. 17	L	@ New Orleans	97-108	26-40	2-L	Gordon-31	Gooden-12	Paul-37	14,337
67	Mar. 18	W	NEW JERSEY	112-96	27-40	1-W	Deng-20	Gooden-11	Carter-22	22,070*
68	Mar. 20	L	SAN ANTONIO	80-102	27-41	1-L	Deng-18	Gooden-8	Parker-23	22,353*
69	Mar. 22	L	INDIANA	101-108	27-42	2-L	Deng-28	Gooden/Hughes-10	Dunleavy-25	21,752*
70	Mar. 25	W	ATLANTA	103-94	28-42	1-W	Gooden-31	Gooden-16	Childress-22	21,806*
71	Mar. 26	L	@ Philadelphia	99-121	28-43	1-L	Sefolosha-20	Gooden-8	Williams-23	18,620
72	Mar. 28	L	@ Atlanta	103-106	28-44	2-L	Deng-19	Noah-7	Bibby-30	17,223
73	Mar. 29	W	MILWAUKEE	114-111	29-44	1-W	Hughes-19	Noah-15	Bibby-30	21,953*
74	Apr. 1	L	BOSTON	92-106	29-45	1-L	Thomas-24	Noah-8	R. Allen-22	22,225*
75	Apr. 3	W	@ Cleveland	101-98	30-45	1-W	Hughes-25	Hughes-8	James-33	20,562*
76	Apr. 5	L	WASHINGTON	87-99	30-46	1-L	Gordon-18	Sefolosha-7	Haywood-25	21,929*
77	Apr. 8	L	@ Miami	88-95	30-47	2-L	Deng-25	Noah-13	Powell-18	19,175
78	Apr. 9	L	@ Orlando	83-115	30-48	3-L	Hinicich-19	Deng-7	Howard-30	17,519*
79	Apr. 11	W	CLEVELAND	100-95	31-48	1-W	Deng-21	Thomas-14	James-34	22,084*
80	Apr. 13	L	ORLANDO	84-104	31-49	1-L	Nocioni-22	Deng-7	Tarkenton-24	21,973*
81	Apr. 14	W	@ Milwaukee	151-135	32-49	1-W	Deng-32	Sefolosha/Thomas-8	Bogut-25	16,212
82	Apr. 16	W	TORONTO	107-97	33-49	2-W	Thomas-26	Gray-22	Ford-18	21,909*

* home sellout



LEFT TO RIGHT: (front row): Chris Duhon, Andrés Nocioni, Ben Gordon, Kirk Hinrich, Larry Hughes, Thabo Sefolosha. (middle row): Assistant Athletic Trainer Marc Boff, Luol Deng, Tyrus Thomas, Aaron Gray, Joakim Noah, Drew Gooden, Demetrius Nichols, Head Athletic Trainer Fred Todeschi. (back row): Equipment Manager John Ligmanowski, Strength and Conditioning Coach Erik Helland, Assistant Coach Mike Brown, Assistant Coach Ron Adams, Assistant Coach Pete Myers, Head Coach Jim Boylan, Assistant Coach/Advance Scout Mike Wilhelm, Assistant Strength and Conditioning Coach Michael Irr, Video Coordinator Adam Tatalovich.

DRAFT: First round, Joakim Noah (Florida); second round, Aaron Gray (Pittsburgh), JamesOn Curry (Oklahoma State).

RECORD: 33-49 (FOURTH PLACE)

REGULAR SEASON: Re-signed free agent Andrés Nocioni and signed free agent Joe Smith (07/18/07) ... exercised third-year options on Thabo Sefolosha and Tyrus Thomas (10/19/07) ... relieved Scott Skiles of head coaching duties (12/24/07) ... named Jim Boylan Interim Head Coach (12/27/07) ... named Michael Brown Assistant Coach (01/29/08) ... waived Viktor Khryapa (02/06/08) ... acquired Drew Gooden, Larry Hughes, Shannon Brown and Cedric Simmons from Cleveland in exchange for Ben Wallace, Joe Smith and Chicago's 2009 regular second round draft pick; also traded Adrian Griffin to Seattle (02/21/08) ... the team's 33-49 record qualified it for the NBA Lottery.

PLAYOFFS: Failed to qualify.

HONORS: Chris Duhon participated in the All-Star festivities in New Orleans, as he teamed with former Bull B.J. Armstrong and Candice Dupree of the WNBA's Chicago Sky in the Haler Shooting Stars Competition ... the Bulls ranked second in the NBA in attendance with an average of 21,988 fans per game and sold out all 41 regular season games, to extend the franchise's sellout streak to 90 consecutive games.

GAME	DATE	W-L	OPPONENT	SCORE BULLS-OPP.	TOTAL RECORD	SK	BULLS HL SCORER	BULLS HL REBOUNDER	OPPONENT HL SCORER	GAME ATTN.
1	Oct. 28	W	MILWAUKEE	108-95	1-0	1-W	Deng-21	Thomas-10	Rold-30	21,762*
2	Oct. 31	L	@ Boston	80-96	1-1	1-L	Rose-18	Noah-13	Garnett-18	18,624
3	Nov. 1	W	MEMPHIS	96-86	2-1	1-W	Rose-26	Gooden-20	Gay-20	21,785*
4	Nov. 3	L	@ Orlando	93-96	2-2	1-L	Gooden-21	Deng/Noah-17	Howard-20	15,606
5	Nov. 5	L	@ Cleveland	93-107	2-3	2-L	Gordon-31	Gooden-9	James-41	20,562
6	Nov. 7	W	PHOENIX	100-83	3-3	1-W	Gordon-23	Noah-14	Stoudemire-26	21,967*
7	Nov. 8	L	CLEVELAND	97-106	3-4	1-L	Gordon-29	Thomas-8	James-41	21,965*
8	Nov. 11	L	ATLANTA	108-113	3-5	2-L	Rose-28	Deng/Gray/Rose-10	Harford-27	21,738*
9	Nov. 13	W	DALLAS	98-91	4-5	1-W	Gordon-35	Deng/Rose-9	Howard-21	21,751*
10	Nov. 15	W	INDIANA	104-91	5-5	2-W	Rose-23	Noah-11	Ford-16	21,759*
11	Nov. 18	L	@ L.A. Lakers	109-116	5-6	1-L	Rose-25	Noah-18	Gasol-34	18,897
12	Nov. 19	L	@ Portland	74-116	5-7	2-L	Noah-13	Thomas-7	Roy-20	20,599
13	Nov. 21	W	@ Golden State	115-110	6-7	1-W	Hughes-26	Gooden-16	Jackson-32	19,596
14	Nov. 23	L	@ Denver	101-114	6-8	1-L	Gordon-28	Noah-9	Martin-26	16,202
15	Nov. 24	W	@ Utah	101-100	7-8	1-W	Rose-25	Thomas-9	Okur-26	19,911
16	Nov. 26	L	@ San Antonio	88-98	7-9	1-L	Gordon-23	Gooden-12	Duncan-21	17,837
17	Nov. 30	W	@ Philadelphia	103-92	8-9	1-W	Gordon-21	Gooden-12	Brand-21	13,561
18	Dec. 2	L	PHILADELPHIA	95-103 (OT)	8-10	1-L	Rose-24	Thomas-13	Miller-28	20,486
19	Dec. 3	L	@ Milwaukee	90-97	8-11	2-L	Gordon-22	Gooden-9	Villanueva-23	13,684
20	Dec. 6	W	WASHINGTON	117-110	9-11	1-W	Deng-26	Gooden-10	Butler-27	21,741*
21	Dec. 9	W	NEW YORK	105-100	10-11	2-W	Gooden-22	Gooden-16	Harrington-28	19,519
22	Dec. 12	L	@ Memphis	96-103	10-12	1-L	Gordon-26	Gooden-13	Gay-23	17,132
23	Dec. 13	W	NEW JERSEY	113-104	11-12	1-W	Gordon-29	Noah-8	Carter-39	21,751*
24	Dec. 16	L	@ Charlotte	101-110 (OT)	11-13	1-L	Gordon-25	Gooden/Thomas-9	Augustin-29	11,225
25	Dec. 17	W	L.A. CLIPPERS	115-109 (OT)	12-13	1-W	Gordon/Noah-22	Gooden-11	Randolph-30	20,102
26	Dec. 19	L	@ Boston	108-126	12-14	1-L	Deng-19	Gray-9	R. Allen-27	18,624
27	Dec. 20	W	UTAH	106-90	13-14	1-W	Gordon-26	Noah-9	Okur-23	22,046*
28	Dec. 23	L	@ Detroit	98-104	13-15	1-L	Hughes-19	Thomas-12	Stuckey-40	22,076
29	Dec. 26	L	@ Miami	77-90	13-16	2-L	Gordon-16	Gray-11	Wade-26	19,600
30	Dec. 27	L	@ Atlanta	117-129	13-17	1-L	Gordon-33	Thomas-9	Johnson-41	18,031
31	Dec. 29	W	@ New Jersey	100-87	14-17	1-W	Gordon-24	Noah-11	Carter-31	18,786
32	Dec. 31	L	ORLANDO	94-113	14-18	1-L	Noah-19	Noah-11	Lewis-21	21,861*
33	Jan. 2	L	@ Cleveland	92-117	14-19	2-L	Gordon-22	Noah-10	Vaejae-26	20,562
34	Jan. 3	L	MINNESOTA	92-102	14-20	3-L	Rose-22	Gray-9	Foye-21	20,516
35	Jan. 6	W	SACRAMENTO	99-94	15-20	1-W	Gordon-24	Gooden-10	Martin-29	18,060
36	Jan. 9	W	WASHINGTON	98-86	16-20	2-W	Gordon-22	Gooden-11	Young-28	20,125
37	Jan. 10	L	OKLAHOMA CITY	98-109 (OT)	16-21	1-L	Gordon-22	Gooden-12	Durant-28	20,469
38	Jan. 12	L	PORTLAND	95-109	16-22	2-L	Gooden-22	Gooden-9	Outlaw-33	18,996
39	Jan. 14	W	@ Toronto	102-98	17-22	1-W	Rose-25	Deng-14	Bargnani-31	18,494
40	Jan. 15	W	CLEVELAND	102-93 (OT)	18-22	2-W	Deng-22	Deng-8	James-28	21,297
41	Jan. 17	L	SAN ANTONIO	87-82	18-23	1-L	Gordon-20	Noah-15	Ginobili-21	22,100*
42	Jan. 19	L	@ New York	98-102	18-24	2-L	Deng/Rose-20	Noah-18	Richardson-24	18,807
43	Jan. 20	L	ATLANTA	102-105	18-25	3-L	Gordon-21	Noah-11	Bibby-31	20,389
44	Jan. 23	L	TORONTO	94-114	18-26	4-L	Gordon-19	Gray-7	Calderon-23	20,686
45	Jan. 25	L	@ Minnesota	108-109 (OT)	18-27	5-L	Gordon-23	Noah-10	Jefferson-39	16,039
46	Jan. 28	W	@ L.A. Clippers	95-75	19-27	1-W	Deng-23	Thomas-10	Gordon-19	15,637
47	Jan. 30	W	@ Sacramento	109-88	20-27	2-W	Deng/Gordon-20	Thomas-10	Martin-27	13,356
48	Jan. 31	W	@ Phoenix	122-111	21-27	3-W	Gordon/Rose-26	Deng-10	Baibacosa-32	18,422
49	Feb. 3	L	@ Houston	100-107	21-28	1-L	Deng-28	Thomas-13	Yao-28	16,653
50	Feb. 4	W	@ New Orleans	107-93	22-28	1-W	Rose-21	Thomas-10	Stojakovic/West-24	16,270
51	Feb. 7	L	@ Dallas	114-115 (OT)	22-29	1-L	Gordon-28	Thomas-12	Nowitzki-44	20,349
52	Feb. 10	W	DETROIT	107-102	23-29	1-W	Hamilton-30	Noah-16	Nowitzki-44	21,896*
53	Feb. 12	L	MIAMI	93-95	23-30	1-L	Gordon-34	Noah-11	Wade-24	21,801*
54	Feb. 18	W	@ Milwaukee	113-104	24-30	1-W	Hinrich-31	Noah-9	Jefferson-32	15,309
55	Feb. 20	W	DENVER	116-99	25-30	2-W	Gordon-37	Deng/Thomas-12	Billups-25	21,970*
56	Feb. 22	L	@ Indiana	91-98	25-31	1-L	Gordon-28	Noah-12	Murphy-27	17,093
57	Feb. 24	W	ORLANDO	120-102	26-31	1-W	Rose-22	Noah-8	Howard-26	21,902*
58	Feb. 25	L	@ New Jersey	99-111	26-32	1-L	Gordon-17	Ty. Thomas-11	Harris-42	14,075
59	Feb. 27	L	@ Washington	90-113	26-33	2-L	Salmons-25	Miller-11	Jamison-27	18,114
60	Feb. 28	W	HOUSTON	105-102	27-33	1-W	Rose-22	Noah-15	Artest-32	22,394*
61	Mar. 3	L	@ Charlotte	80-86	27-34	1-L	Gordon/Ty. Thomas-14	Ty. Thomas-12	Bell/Fellton-18	14,216
62	Mar. 4	W	GOLDEN STATE	110-88	28-34	1-W	Salmons-23	Noah-17	Jackson-19	20,108*
63	Mar. 6	W	MILWAUKEE	117-102	29-34	2-W	Gordon-34	Noah-13	Jefferson-27	21,186
64	Mar. 9	L	@ Miami	127-130 (2OT)	29-35	1-L	Gordon-43	Noah-15	Wade-48	19,600
65	Mar. 11	L	@ Orlando	79-107	29-36	2-L	Salmons-18	Salmons-8	Battie-18	17,461
66	Mar. 13	L	@ Philadelphia	101-104	29-37	3-L	Rose-20	Noah-9	Young-31	17,563
67	Mar. 14	W	NEW ORLEANS	97-79	30-37	1-W	Miller/Noah-9	Miller-14	Paul-29	22,135*
68	Mar. 17	W	BOSTON	122-121	31-37	2-W	Salmons-38	Ty. Thomas-11	Pierce-37	22,107*
69	Mar. 18	W	@ Oklahoma City	103-96	32-37	3-W	Rose-25	Ty. Thomas-11	Durant-29	19,136
70	Mar. 21	L	L.A. LAKERS	109-117	32-38	1-L	Salmons-30	Ty. Thomas-16	Bryant-28	23,011*
71	Mar. 23	W	@ Washington	101-89	33-38	1-W	Gordon-21	Noah-12	Jamison-34	15,421
72	Mar. 24	W	DETROIT	99-91	34-38	2-W	Hinrich-24	Ty. Thomas-12	Bynum/Prince-20	20,502
73	Mar. 26	W	MIAMI	106-87	35-38	3-W	Salmons-27	Ty. Thomas-12	Wade-31	21,908*
74	Mar. 28	W	INDIANA	112-106	36-38	4-W	Gordon-25	Rose-9	Granger-32	20,756
75	Mar. 29	L	@ Toronto	129-134 (OT)	36-39	1-L	Gordon-37	Miller-10	Bosh-31	18,949
76	Mar. 31	L	@ Indiana	105-107	36-40	2-L	Rose-24	Rose-11	Granger-31	15,897
77	Apr. 4	W	NEW JERSEY	103-94	37-40	1-W	Gordon-16	Noah-10	Lopez-20	21,424
78	Apr. 7	W	NEW YORK	110-103	38-40	2-W	Hinrich-25	Miller-12	Chandler-26	20,764
79	Apr. 9	W	PHILADELPHIA	113-99	39-40	3-W	Gordon/Ty. Thomas-24	Gordon/Noah-7	Miller-20	20,781
80	Apr. 11	W	CHARLOTTE	113-106	40-40	4-W	Gordon-39	Noah-13	Fellton-26	20,265
81	Apr. 13	W	@ Detroit	91-88	41-40	5-W	Rose-24	Noah-13	Hamilton-25	22,076*
82	Apr. 15	L	TORONTO	98-109	41-41	1-L	Rose-23	Miller-11	Marion-34	20,677

* home sellout NOTE: United Center capacity changed to 20,917 in 2008-09



LEFT TO RIGHT: (front row): John Salmons, Kirk Hinrich, Derrick Rose, Ben Gordon, Lindsey Hunter, Anthony Roberson. (middle row): Head Athletic Trainer Fred Tedeschi, Luol Deng, Brad Miller, Aaron Gray, Joakim Noah, Linton Johnson III, Tyrus Thomas, Assistant Athletic Trainer Jeff Tanaka. (back row): Equipment Manager John Ligmanowski, Assistant Strength and Conditioning Coach Joshua Bonhotal, Assistant Coach/Player Development Dave Severns, Assistant Coach Pete Myers, Assistant Coach Del Harris, Head Coach Vinny Del Negro, Assistant Coach Bernie Bickerstaff, Assistant Coach Bob Ociepka, Assistant Coach Mike Wilhelm, Video Coordinator Adam Tatalovich, Strength and Conditioning Coach Erik Helland. Inset: Tim Thomas.

DRAFT: First round, Derrick Rose (Memphis); Second round, Sonny Weems (Arkansas). In a three-team deal, the Bulls then traded the rights to Weems to Denver, along with Denver's 2009 regular second-round pick, the New York Knicks' 2009 regular second-round pick (acquired from New York in a trade on 10/04/05), and Chicago's 2010 regular second-round draft pick to Portland, for No. 36 pick Omer Asik (Turkey).

RECORD: 41-41 (SECOND PLACE)

REGULAR SEASON: Named Vinny Del Negro Head Coach (06/11/08) ... signed draft pick Derrick Rose (07/02/08) ... named Del Harris, Bernie Bickerstaff and Bob Ociepka assistant coaches (07/03/08) ... re-signed Luol Deng (07/31/08) ... re-signed Ben Gordon (10/01/08) ... signed Lindsey Hunter (11/13/08) ... acquired Brad Miller and John Salmons from Sacramento, in exchange for Andrés Nocioni, Drew Gooden, Cedric Simmons and Michael Ruffin (02/18/09) ... received Tim Thomas, Jerome James and Anthony Roberson from the New York Knicks for Larry Hughes (02/19/09) ... traded Thabo Sefolosha to Oklahoma City, in exchange for a 2009 first-round draft pick (02/19/09) ... Bulls legends Norm Van Lier and Johnny "Red" Kerr passed away on the same day (02/26/09) ... the team's 41-41 record earned Chicago the seventh seed in the Eastern Conference Playoffs.

PLAYOFFS: Qualified for the first time since 2007, and the fourth time in five seasons ... eliminated in the first round by the Boston Celtics (3-4).

HONORS: Derrick Rose earned Eastern Conference T-Mobile Rookie of the Month honors for the months of November, December and March, and became the first Bull since Ben Gordon in 2004-05 to claim the accolade three times in a single season ... Johnny "Red" Kerr received the 2009 John W. Bunn Lifetime Achievement Award from the Naismith Memorial Basketball Hall of Fame ... Derrick Rose won the PlayStation Skills Challenge at All-Star Weekend in Phoenix ... Rose joined Michael Jordan and Elton Brand (co-ROY) as the third Bulls player to win the Rookie of the Year Award when he was named the 2008-09 T-Mobile NBA Rookie of the Year winner ... Rose was also a unanimous selection to the 2008-09 T-Mobile NBA All-Rookie First Team ... the Bulls ranked second in the NBA in attendance with an average of 21,187 fans per game, and sold out 21 regular season games.

GAME	DATE	W-L	OPPONENT	SCORE BULLS-OPP.	TOTAL RECORD	SK	BULLS HL SCORER	BULLS HL REBOUNDER	OPPONENT HL SCORER	GAME ATTEN.
1	Oct. 29	W	SAN ANTONIO	92-85	1-0	1-W	Deng-17	Noah-10	Duncan-28	21,412*
2	Oct. 30	L	@ Boston	90-118	1-1	1-L	Noah-16	Noah-10	House/Pierce-22	18,624
3	Nov. 1	L	@ Miami	87-95	1-2	2-L	Deng-26	Deng-8	Wade-25	15,855
4	Nov. 3	W	MILWAUKEE	93-81	2-2	1-W	Deng-24	Deng-20	Jennings-25	19,789
5	Nov. 5	W	@ Cleveland	96-85	3-2	2-W	Deng-15	Noah-11	James-25	20,562
6	Nov. 7	W	CHARLOTTE	93-80	4-2	3-W	Salmons-27	Noah-16	Daw-20	21,108*
7	Nov. 10	L	DENVER	89-90	4-3	1-L	Rose-22	Noah-21	Anthony-20	21,408*
8	Nov. 11	L	@ Toronto	89-99	4-4	2-L	Deng/Gibson-18	Noah-11	Bosh-28	16,310
9	Nov. 14	W	PHILADELPHIA	94-88	5-4	1-W	Deng/Hirrich-19	Noah-12	Igouda-24	21,837*
10	Nov. 17	W	@ Sacramento	101-67	6-4	2-W	Salmons-23	Noah-14	Greene-24	12,534
11	Nov. 19	L	@ L.A. Lakers	93-108	6-5	1-L	Rose-20	Noah-15	Gasol-24	18,997
12	Nov. 21	L	@ Denver	93-112	6-6	2-L	Rose-28	Gibson-12	Anthony-30	19,359
13	Nov. 23	L	@ Portland	98-122	6-7	3-L	Deng-25	Noah-8	Aldridge/Uden-24	20,383
14	Nov. 26	L	@ Utah	86-105	6-8	4-L	Deng-26	Noah-9	Boozer-28	18,045
15	Nov. 30	L	@ Milwaukee	97-99	6-9	5-L	Salmons-22	Noah-17	Bogut-22	13,684
16	Dec. 2	W	DETROIT	92-85	7-9	1-W	Salmons-22	Noah-14	Gordon-18	21,523*
17	Dec. 4	L	@ Cleveland	87-101	7-10	1-L	Gibson-14	Gibson-13	James-23	20,565
18	Dec. 5	L	TORONTO	78-110	7-11	2-L	Salmons/Pargo-13	Noah-7	Bosh-25	20,481
19	Dec. 8	L	NEW JERSEY	101-103	7-12	3-L	Deng/Rose-27	Deng/Noah-9	Lopez-25	17,872
20	Dec. 9	L	@ Atlanta	83-118	7-13	4-L	Rose-19	Noah-11	Crawford-29	16,028
21	Dec. 11	W	GOLDEN STATE	96-91 (OT)	8-13	1-W	Deng-21	Noah-14	Ellis-27	18,803
22	Dec. 12	L	BOSTON	80-108	8-14	1-L	Rose-19	Noah-13	Rondo-16	21,257*
23	Dec. 15	L	L.A. LAKERS	87-86	8-15	2-L	Deng/Rose-21	Noah-20	Bryant-42	21,416*
24	Dec. 17	W	NEW YORK	98-89	9-15	1-W	Deng-24	Deng-13	Duhon/Gail/Hirington-18	19,781
25	Dec. 19	W	ATLANTA	101-90 (OT)	10-15	2-W	Rose-32	Deng-12	Johnson-40	21,381*
26	Dec. 21	L	SACRAMENTO	96-102	10-16	1-L	Deng-20	Noah-10	Evans-23	19,631
27	Dec. 22	L	@ New York	81-88	10-17	2-L	Rose-26	Noah-21	Harrington-20	19,763
28	Dec. 26	W	NEW ORLEANS	96-85	11-17	1-W	Thomas-21	Noah-18	D. Brown-22	22,088*
29	Dec. 29	W	INDIANA	104-95	12-17	2-W	Rose-28	Thomas-15	Hibbert-17	21,887*
30	Dec. 31	W	@ Detroit	98-87	13-17	3-W	Rose-22	Noah-21	Stuckey-22	22,076
31	Jan. 2	W	ORLANDO	101-93	14-17	4-W	Rose-30	Gibson-12	Barnes-23	21,162*
32	Jan. 4	L	OKLAHOMA CITY	85-88	14-18	1-L	Rose-19	Noah-14	Westbrook-29	18,838
33	Jan. 5	L	@ Charlotte	108-113	14-19	2-L	Rose-24	Deng-9	Wallace-32	13,749
34	Jan. 8	L	@ Milwaukee	93-96	14-20	3-L	Rose-25	Noah-18	Bogut-27	18,717
35	Jan. 9	W	MINNESOTA	110-96	15-20	1-W	Hirrich/Noah-20	Gibson/Noah-9	Gomes-15	20,255
36	Jan. 11	W	DETROIT	120-87	16-20	2-W	Deng-27	Noah-11	Hamilton-17	21,014*
37	Jan. 14	W	@ Boston	96-83	17-20	3-W	Deng-25	Noah-11	Pierce-20	18,624
38	Jan. 15	W	WASHINGTON	121-119 (2OT)	18-20	4-W	Rose-37	Noah-15	Janmison-34	20,304
39	Jan. 16	L	@ Golden State	97-114	18-21	1-L	Salmons-25	Noah-16	Ellis-36	19,209
40	Jan. 20	L	@ L.A. Clippers	97-104	18-22	2-L	Rose-23	Noah-15	Davis-23	16,794
41	Jan. 22	W	@ Phoenix	115-104	19-22	1-W	Rose-32	Gibson/Noah-8	Stoudemire-23	18,422
42	Jan. 23	W	@ Houston	104-97	20-22	2-W	Miller-25	Gibson-14	Landry-22	18,119
43	Jan. 25	W	@ San Antonio	98-93	21-22	3-W	Rose-27	Deng-9	Parker-20	18,581
44	Jan. 27	W	@ Oklahoma City	96-86	22-22	4-W	Rose-26	Gibson-15	Durant-29	17,562
45	Jan. 29	W	@ New Orleans	108-106 (OT)	23-22	5-W	Deng-26	Noah-18	West-29	16,578
46	Feb. 2	L	L.A. CLIPPERS	82-90	23-23	1-L	Deng-18	Thomas-8	Gordon-24	19,335
47	Feb. 3	L	@ Philadelphia	103-106 (OT)	23-24	2-L	Rose-30	Deng-11	Brand-26	13,295
48	Feb. 5	L	@ Atlanta	81-91	23-25	3-L	Deng-20	Hirrich-9	Johnson/Josh Smith-18	18,729
49	Feb. 6	W	MIAMI	95-91	24-25	1-W	Deng-25	Miller-8	O'Neal-24	22,352*
50	Feb. 9	W	@ Indiana	109-101	25-25	2-W	Deng-23	Deng-11	Granger-32	12,945
51	Feb. 10	L	ORLANDO	87-108	25-26	1-L	Deng-23	Deng-7	Howard-18	21,566*
52	Feb. 16	W	NEW YORK	118-85	26-26	1-W	Rose-29	Gibson-10	Lee-24	20,989*
53	Feb. 17	W	@ New York	115-109	27-26	2-W	Rose-27	Gibson-16	Harrington-27	19,793
54	Feb. 19	W	@ Minnesota	100-94	28-26	3-W	Hirrich-20	Miller-10	Brewer-19	18,193
55	Feb. 20	W	PHILADELPHIA	122-90	29-26	4-W	Gibson-20	Gibson-13	Igouda-23	22,147*
56	Feb. 22	L	@ Washington	95-101	29-27	1-L	Rose-22	Gibson-8	Blatche-25	14,113
57	Feb. 24	W	INDIANA	120-110	30-27	1-W	Deng-31	Gibson-11	Rash-21	20,363
58	Feb. 26	W	PORTLAND	115-111 (OT)	31-27	2-W	Rose-33	Noah-11	Aldridge-32	21,508*
59	Feb. 27	L	@ Indiana	90-100	31-28	1-L	Rose-27	Deng-18	Granger-30	18,165
60	Mar. 1	L	ATLANTA	92-116	31-29	2-L	Rose-24	Gibson-13	Crawford-21	19,011
61	Mar. 4	L	MEMPHIS	96-105	31-30	3-L	Deng-23	Miller-7	Randolph-31	19,187
62	Mar. 6	L	DALLAS	116-122	31-31	4-L	Rose-34	Gibson-11	Nowitzki-27	21,737*
63	Mar. 9	L	UTAH	108-132	31-32	5-L	Rose-25	Williams-28	Williams-28	18,451
64	Mar. 11	L	@ Orlando	82-111	31-33	6-L	Johnson-13	Gibson-9	Carter-23	17,461
65	Mar. 12	L	@ Miami	95-108	31-34	7-L	Johnson/Pargo-20	Miller-11	O'Neal-25	19,600
66	Mar. 16	L	@ Memphis	97-104	31-35	8-L	Murray-25	Miller-11	Mayo-24	15,413
67	Mar. 17	L	@ Dallas	106-113	31-36	9-L	Law-22	Richard-9	Butler-27	20,406
68	Mar. 19	L	CLEVELAND	85-82	31-37	10-L	Gibson-20	Gibson-13	James-29	23,129*
69	Mar. 20	W	@ Philadelphia	98-84	32-37	1-W	Rose-23	Gibson-7	Speights-17	16,098
70	Mar. 22	W	HOUSTON	98-88	33-37	2-W	Rose-27	Gibson/Miller-12	Scout-22	19,834
71	Mar. 25	L	MIAMI	74-103	33-38	1-L	Warrick-14	O'Neal-24	O'Neal-24	21,592*
72	Mar. 27	W	NEW JERSEY	106-83	34-38	1-W	Pargo-27	Gibson-13	Williams-16	20,592
73	Mar. 28	W	@ Detroit	110-103	35-38	2-W	Murray-23	Gibson-10	Hamilton-29	22,076
74	Mar. 30	L	PHOENIX	105-111	35-39	1-L	Murray/Rose-23	Gibson/Noah-10	Richardson-27	21,169*
75	Apr. 2	W	@ Washington	95-87	36-39	1-W	Rose-24	Gibson-16	Blatche-18	18,002
76	Apr. 3	W	CHARLOTTE	96-88	37-39	2-W	Rose-26	Deng-18	Daw-18	20,990*
77	Apr. 6	L	MILWAUKEE	74-79	37-40	1-L	Deng-16	Deng/Noah-10	Salmons-26	20,268
78	Apr. 8	W	CLEVELAND	109-108	38-40	1-W	Rose-24	Noah-15	M. Williams-35	21,707*
79	Apr. 9	L	@ New Jersey	116-127 (2OT)	38-41	1-L	Miller-27	Miller-10	Williams-27	15,909
80	Apr. 11	W	@ Toronto	104-88	39-41	1-W	Rose-26	Noah-19	Bargnani/Weems-18	19,515
81	Apr. 13	W	BOSTON	101-93	40-41	2-W	Rose-39	Noah-16	Pierce-28	20,649
82	Apr. 14	W	@ Charlotte	98-89	41-41	3-W	Rose-27	Gibson/Noah-13	Thomas-16	17,439

* home sellout



LEFT TO RIGHT: (front row): Acie Law, Ronald "Flip" Murray, Kirk Hinrich, Derrick Rose, Janerro Pargo, Joe Alexander, Devin Brown. (middle row): Head Athletic Trainer Fred Tedeschi, Luol Deng, Hakim Warrick, Taj Gibson, Brad Miller, Joakim Noah, Jerome James, James Johnson, Chris Richard, Assistant Athletic Trainer Jeff Tanaka. (back row): Equipment Manager John Liganowski, Video Coordinator Adam Tatalovich, Player Development Assistant Lindsey Hunter, Player Development Assistant Sidney Green, Assistant Coach/Player Development Dave Severns, Assistant Coach Bob Ociepka, Assistant Coach Pete Myers, Head Coach Vinny Del Negro, Assistant Coach Bernie Bickerstaff, Assistant Coach Mike Wilhelm, Director of Player Development Randy Brown, Assistant Strength and Conditioning Coach Joshua Bonhotal, Strength and Conditioning Coach Erik Helland.

DRAFT: First round, James Johnson (Wake Forest), Taj Gibson (Southern California).

RECORD: 41-41 (THIRD PLACE)

REGULAR SEASON: Signed draft picks James Johnson and Taj Gibson (07/09/09) ... signed Janerro Pargo (07/13/09) ... traded Aaron Gray to New Orleans for Devin Brown (01/25/10) ... traded John Salmons and Bulls' second round picks in 2011 and 2012 to Milwaukee for Hakim Warrick and Joe Alexander (02/18/10) ... traded Tyrus Thomas to Charlotte for Ronald "Flip" Murray, Acie Law and a future first round draft pick (02/18/10) ... Chicago won its final five games of a West Coast road trip at Phoenix, at Houston, at San Antonio, at Oklahoma City and at New Orleans to become the first team in NBA history to win five straight games on the road versus teams with winning records ... Kirk Hinrich broke Ben Gordon's franchise record for most three-point field goals made against Philadelphia (02/20/10) ... rookie Taj Gibson and Brad Miller were the only Bulls who appeared in all 82 regular season games ... Chicago led the NBA in rebounds with 44.54 per game ... the Bulls set a franchise record for fewest turnovers in a game with four turnovers against Philadelphia (02/20/10) ... Chicago went 5-2 in overtime games ... the Bulls went 7-3 in their final 10 games to earn the eighth seed in the Eastern Conference Playoffs.

PLAYOFFS: Qualified for the fifth time in six seasons ... eliminated in the first round by the Cleveland Cavaliers (1-4).

HONORS: Derrick Rose was Chicago's first All-Star selection since Michael Jordan in 1998; Rose finished with eight points, four assists and three steals in 15 minutes ... Rose was also named Eastern Conference Player of the Month in April ... Rose was one of four players in the NBA (LeBron James, Chris Paul and Dwyane Wade) who averaged at least 20.0 ppg, 6.0 apg and 3.8 rpg ... Rose and Taj Gibson were selected to play in the T-Mobile Rookie Challenge at All-Star Weekend in Dallas (Rose sat out the game and played in the All-Star Game the following day) ... Gibson earned T-Mobile NBA All-Rookie First Team honors; Gibson led all rookies in rpg (7.5), FG% (.494), double-doubles (18) and was second in bpg (1.27) ... the Bulls ranked first in the NBA in attendance with an average of 20,726 fans per game, including 23 sellouts.

GAME	DATE	W-L	OPPONENT	SCORE BULLS-OPP.	TOTAL RECORD	SK	BULLS HL SCORER	BULLS HL REBOUNDER	OPPONENT HL SCORER	GAME ATTEN.
1	Oct. 27	L	@ Oklahoma City	95-106	0-1	L1	Rose-28	Noah-19	Durant-30	18,203
2	Oct. 30	W	DETROIT	101-91	1-1	W1	Rose-39	Noah-17	Gordon-21	21,038*
3	Nov. 1	W	PORTLAND	110-98	2-1	W2	Deng-40	Noah-17	Aldridge-33	21,057*
4	Nov. 4	L	NEW YORK	112-120	2-2	L1	Rose-24	Noah-13	Douglas-30	21,203*
5	Nov. 5	L	@ Boston	105-110 (OT)	2-3	L2	Noah-26	Noah-12	Allen-25	18,624
6	Nov. 8	W	DENVER	94-82	3-3	W1	Rose-18	Noah-19	Anthony-32	21,355*
7	Nov. 11	W	GOLDEN STATE	120-90	4-3	W2	Deng-26	Deng-11	Ellis-24	21,140*
8	Nov. 13	W	WASHINGTON	103-96	5-3	W3	Rose-24	Deng/Noah-9	Arenas-30	21,610*
9	Nov. 16	W	@ Houston	95-92	6-3	W4	Rose-33	Deng-10	Scola-27	18,156
10	Nov. 17	L	@ San Antonio	94-103	6-4	L1	Rose-33	Noah-14	Parker-21	18,581
11	Nov. 19	W	@ Dallas	88-83	7-4	W1	Rose-22	Gibson-18	Nowitzki-36	20,133
12	Nov. 23	L	@ L.A. Lakers	91-98	7-5	L1	Rose-30	Noah-13	Brown/Odom-21	18,997
13	Nov. 24	W	@ Phoenix	123-115 (2OT)	8-5	W1	Rose-35	Noah-15	Hill-27	18,422
14	Nov. 26	L	@ Denver	97-98	8-6	L1	Watson-33	Noah-16	Anthony-22	19,155
15	Nov. 27	W	@ Sacramento	96-85	9-6	W1	Rose-30	Brewer-10	Thompson-18	13,504
16	Dec. 1	L	ORLANDO	78-107	9-7	L1	Noah-16	Deng/Gibson-4	Nelson-24	21,435*
17	Dec. 3	L	@ Boston	92-104	9-8	L2	Rose-20	Noah-10	Garnett-20	18,624
18	Dec. 4	W	HOUSTON	119-116 (OT)	10-8	W1	Rose-30	Noah-12	Scola-27	21,232*
19	Dec. 6	W	OKLAHOMA CITY	99-90	11-8	W2	Boozer-29	Boozer/Noah-12	Durant-29	21,084*
20	Dec. 8	W	@ Cleveland	88-83	12-8	W3	Rose-29	Noah-14	Jameson-21	20,562
21	Dec. 10	W	L.A. LAKERS	88-84	13-8	W4	Rose-29	Boozer-11	Bryant-23	22,760*
22	Dec. 11	W	MINNESOTA	113-82	14-8	W5	Rose-21	Gibson/Noah-10	Love-23	21,102*
23	Dec. 13	W	INDIANA	92-73	15-8	W6	Boozer-22	Boozer-19	Ford/Rush-13	21,287*
24	Dec. 15	W	@ Toronto	110-83	16-8	W7	Boozer-34	Boozer-12	Barbosa-21	17,750
25	Dec. 18	L	L.A. CLIPPERS	99-100	16-9	L1	Rose-34	Deng-9	Griffin-29	21,760*
26	Dec. 21	W	PHILADELPHIA	121-76	17-9	W1	Deng/Rose-22	Boozer-11	Iguodala-17	21,521*
27	Dec. 22	W	@ Washington	87-80	18-9	W2	Boozer-30	Boozer-10	Young-22	18,011
28	Dec. 25	L	@ New York	95-103	18-10	L1	Boozer-26	Boozer-19	Fallon/Stoudemire-20	19,763
29	Dec. 26	W	@ Detroit	95-92 (OT)	19-10	W1	Boozer-31	Prince-17	Salmons-18	20,765
30	Dec. 28	W	MILWAUKEE	90-77	20-10	W2	Boozer/Deng-24	Boozer-9	Lopez-19	22,091*
31	Dec. 31	W	NEW JERSEY	90-81	21-10	W3	Boozer-29	Boozer-15	Lopez-19	21,792*
32	Jan. 1	W	CLEVELAND	100-91	22-10	W4	Rose-28	Thomas-13	Hickson-21	21,416*
33	Jan. 4	W	TORONTO	111-91	23-10	W5	Deng-24	Gibson-14	Bargnani-23	21,290*
34	Jan. 5	L	@ New Jersey	94-96	23-11	L1	Rose-21	Boozer-9	Humphries-20	15,025
35	Jan. 7	L	@ Philadelphia	99-105	23-12	L2	Boozer-31	Boozer-13	Meeks-24	15,303
36	Jan. 8	W	BOSTON	90-79	24-12	W1	Rose-36	Boozer-10	Pierce-21	22,863*
37	Jan. 10	W	DETROIT	95-82	25-12	W2	Rose-29	Boozer-11	Prince-15	21,407*
38	Jan. 12	L	@ Charlotte	91-96	25-13	L1	Boozer-23	Boozer-14	Augustin-22	12,469
39	Jan. 14	W	@ Indiana	99-96	26-13	W1	Rose-29	Thomas-18	Granger-22	18,165
40	Jan. 15	W	MIAMI	99-96	27-13	W2	Rose-34	Boozer-10	Wade-33	23,071*
41	Jan. 17	W	@ Memphis	96-84	28-13	W3	Deng-28	Rose-10	Randolph-21	18,119
42	Jan. 18	L	CHARLOTTE	82-83	28-14	L1	Rose-33	Thomas-10	Augustin-15	21,263*
43	Jan. 20	W	DALLAS	82-77	29-14	W1	Rose-26	Deng-12	Nowitzki-19	21,397*
44	Jan. 22	W	CLEVELAND	92-79	30-14	W2	Rose-24	Deng-12	Jameson-31	21,389*
45	Jan. 24	W	MILWAUKEE	92-83	31-14	W3	Thomas-22	Boozer/Thomas-9	Douglas-Roberts-30	21,126*
46	Jan. 28	W	ORLANDO	99-90	32-14	W4	Boozer-16	Boozer-16	Howard-40	21,676*
47	Jan. 29	W	INDIANA	110-89	33-14	W5	Boozer-24	Boozer-10	McRoberts-20	21,611*
48	Feb. 2	W	@ L.A. Clippers	106-88	34-14	W6	Rose-32	Gibson-12	Griffin-32	19,368
49	Feb. 5	L	@ Golden State	90-101	34-15	L1	Boozer-21	Boozer-10	Ellis-33	19,596
50	Feb. 7	L	@ Portland	103-108	34-16	L2	Rose-36	Boozer-12	Aldridge-42	20,534
51	Feb. 9	W	@ Utah	91-86	35-16	W1	Rose-29	Asik/Deng-7	Jefferson-26	19,911
52	Feb. 12	W	@ New Orleans	97-88	36-16	W2	Rose-23	Asik/Thomas-11	Thornmont-24	17,831
53	Feb. 15	W	CHARLOTTE	106-94	37-16	W3	Deng-24	Boozer-9	Henderson-22	21,391*
54	Feb. 17	W	SAN ANTONIO	109-99	38-16	W4	Rose-42	Thomas-9	Parker-26	22,172*
55	Feb. 23	L	@ Toronto	113-118	38-17	L1	Rose-32	Noah-16	Bargnani/DeRozan-24	18,105
56	Feb. 24	W	MIAMI	93-89	39-17	W1	Rose-28	Asik-11	Wade-34	23,024*
57	Feb. 26	W	@ Milwaukee	83-75	40-17	W2	Deng-19	Noah-17	Mbah a Moule-16	18,177
58	Feb. 28	W	@ Washington	105-77	41-17	W3	Deng/Rose-21	Noah-11	Blatche-15	17,873
59	Mar. 2	L	@ Atlanta	80-83	41-18	L1	Deng-15	Noah-12	Hortford-31	18,928
60	Mar. 4	W	@ Orlando	89-81	42-18	W1	Rose-24	Asik-13	Howard-20	19,207
61	Mar. 6	W	@ Miami	87-86	43-18	W2	Rose-27	Boozer-10	James-26	19,763
62	Mar. 7	W	NEW ORLEANS	85-77	44-18	W3	Rose-24	Noah-13	Jack-23	21,997*
63	Mar. 9	W	@ Charlotte	101-84	45-18	W4	Korver/Rose-20	Noah-13	Henderson-20	15,286
64	Mar. 11	W	ATLANTA	94-76	46-18	W5	Rose-34	Thomas-13	Johnson-16	22,123*
65	Mar. 12	W	UTAH	118-100	47-18	W6	Deng/Rose-26	Noah/Thomas-9	Jefferson-33	22,885*
66	Mar. 15	W	WASHINGTON	98-79	48-18	W7	Rose-23	Thomas-15	Crawford-27	22,103*
67	Mar. 17	W	@ New Jersey	94-73	49-18	W8	Rose-21	Asik-16	Lopez-22	18,351
68	Mar. 18	L	@ Indiana	108-115 (OT)	49-19	L1	Rose-42	Gibson-16	Hansbrough-25	18,185
69	Mar. 21	W	SACRAMENTO	132-82	50-19	W1	Korver/Rose-18	Noah-9	Thornmont-29	21,873*
70	Mar. 22	W	@ Atlanta	114-91	51-19	W2	Rose-30	Gibson-8	Teague-20	18,203
71	Mar. 25	W	MEMPHIS	99-96	52-19	W3	Rose-24	Boozer-9	Randolph-16	22,274*
72	Mar. 26	W	@ Milwaukee	95-87	53-19	W4	Rose-30	Boozer/Noah-11	Salmons-25	18,177
73	Mar. 28	L	PHILADELPHIA	85-87	53-20	L1	Rose-31	Noah-13	Yung-21	22,210*
74	Mar. 30	W	@ Minnesota	108-91	54-20	W1	Boozer-24	Boozer-14	Love-16	19,207
75	Apr. 1	W	@ Detroit	101-96	55-20	W2	Rose-27	Boozer/Thomas-8	Hamilton-30	22,076
76	Apr. 2	W	TORONTO	113-106	56-20	W3	Rose-36	Boozer-10	Bayless/DeRozan-26	22,228*
77	Apr. 5	W	PHOENIX	97-84	57-20	W4	Rose-19	Boozer/Gibson-9	Carter-23	21,873*
78	Apr. 7	W	BOSTON	91-81	58-20	W5	Rose-30	Boozer-12	Pierce-15	23,067*
79	Apr. 8	W	@ Cleveland	93-82	59-20	W6	Boozer-24	Boozer-11	Hickson-22	20,562
80	Apr. 10	W	@ Orlando	102-99	60-20	W7	Rose-39	Gibson-11	Anderson-28	19,181
81	Apr. 12	W	@ New York	103-90	61-20	W8	Rose-26	Boozer-22	Anthony-21	19,769
82	Apr. 13	W	NEW JERSEY	97-90	62-20	W9	Korver-19	Noah-10	Farmer-21	22,420*

* home sellout



LEFT TO RIGHT: (front row): Jannero Pargo, Ronnie Brewer, C.J. Watson, Derrick Rose, Keith Bogans, John Lucas III, Kyle Korver. (middle row): Luol Deng, Taj Gibson, Kurt Thomas, Omer Asik, Joakim Noah, Carlos Boozer, Brian Scalabrine, Rasual Butler. (back row): Equipment Manager John Ligmanowski, Assistant Strength and Conditioning Coach Joshua Bonhotal, Strength and Conditioning Coach Erik Helland, Assistant Coach Adrian Griffin, Assistant Coach Andy Greer, Assistant Coach Ron Adams, Head Coach Tom Thibodeau, Assistant Coach Rick Brunson, Assistant Coach Ed Pinkney, Video Coordinator Jim Sann, Assistant Athletic Trainer Jeff Tanaka, Head Athletic Trainer Fred Tedeschi.

DRAFT: First round, Kevin Seraphin (France). Traded Kirk Hinrich, the draft rights to Seraphin and cash considerations to Washington, in exchange for the draft rights to Vladimir Veremeenko (Belarus).

RECORD: 62-20 (FIRST PLACE)

REGULAR SEASON: Finished the regular season with a nine-game win streak, and an NBA-best record of 62-20 (Chicago's best record since 1997-98) ... Chicago's 62 wins were a 21-game improvement from the team's 41-41 record in 2010-11 (the third-best single-season turnaround in team history) ... Tom Thibodeau's 62 wins in his first season as an NBA head coach tied Paul Westphal's league mark for the most wins by a first-year head coach ... Derrick Rose scored 2,026 points (25.0 ppg) to become the third Bull in franchise history (Michael Jordan 11 times, Bob Love twice) to score 2,000 or more points in a single season ... Rose also posted 623 assists and 330 rebounds to become the fifth player in NBA history to record 2,000 points, 600 assists and 300 rebounds in a single season ... the Bulls posted an NBA-best home mark of 36-5, and went 26-15 on the road, for their first winning road record since 1997-98 ... Chicago went 8-0 during the month of April for its first undefeated month since January 1996, when the Bulls went 14-0 ... Chicago ranked first in opponent field goal percentage (.430) and second in opponent points per game (91.3) ... Chicago sold out every home game on the year, and for the second straight season, the Bulls led the NBA in home attendance (21,791 fans per game) ... assigned the contract of James Johnson to the Toronto Raptors in exchange for Miami's 2011 first-round draft pick which was held by Toronto (02/22/11).

PLAYOFFS: Qualified for the sixth time in seven seasons ... advanced to the Eastern Conference Finals for the first time since 1998, where Chicago lost to the Miami Heat (1-4) ... defeated the Indiana Pacers in the first round (4-1) ... eliminated the Atlanta Hawks (4-2) in the Eastern Conference Semifinals.

HONORS: Derrick Rose became the youngest MVP in NBA history (22 years-191 days), as he became just the second Bull in team history (Michael Jordan, five times) to be named league MVP ... Rose also earned All-NBA First Team honors ... Joakim Noah was selected to the NBA's All-Defensive Second Team ... in February, Rose was voted in by NBA fans as a starter for the NBA All-Star Game in Los Angeles; Rose recorded 11 points, five assists and three rebounds in 29:57 of All-Star Game action ... Taj Gibson was selected to play in the T-Mobile Rookie Challenge at All-Star Weekend ... Tom Thibodeau was named the NBA Coach of the Year ... General Manager Gar Forman, along with Miami's Pat Riley, was a co-recipient for NBA Executive of the Year ... Thibodeau was named Eastern Conference Coach of the Month in January and March ... Rose claimed Eastern Conference Player of the Month honors in March.

GAME	DATE	W-L	OPPONENT	SCORE BULLS-OPP.	TOTAL RECORD	SK	BULLS HI. SCORER	BULLS HI. REBOUNDER	OPPONENT HI. SCORER	GAME ATTEN.
1	Dec. 25	W	@ L.A. Lakers	88-87	1-0	W1	Rose-22	Noah-9	Bryant-26	18,997*
2	Dec. 26	L	@ Golden State	91-89	1-1	L1	Deng-22	Deng/Noah-10	Ellis-26	19,596*
3	Dec. 29	W	@ Sacramento	108-98	2-1	W1	Rose-19	Boozer-15	Thornhill-20	17,317*
4	Dec. 30	W	@ L.A. Clippers	114-101	3-1	W2	Rose-29	Deng/Noah/Rose-8	Griffin-34	19,426*
5	Jan. 1	W	MEMPHIS	104-94	4-1	W3	Boozer/Brewer-17	Boozer-11	Davis/Young-10	22,763*
6	Jan. 3	W	ATLANTA	76-74	5-1	W4	Rose-30	Ask/Boozer-9	Horford-16	22,166*
7	Jan. 4	W	@ Detroit	99-83	6-1	W5	Boozer-19	Noah-11	Monroe-19	9,125
8	Jan. 6	W	@ Orlando	97-83	7-1	W6	Deng/Rose-21	Boozer-13	Howard-28	19,912*
9	Jan. 7	L	@ Atlanta	94-109	7-2	L1	Lucas III-16	Ask-13	Smith-25	17,112
10	Jan. 9	W	DETROIT	92-68	8-2	W1	Boozer-18	Boozer/Noah-8	Monroe-14	21,530*
11	Jan. 10	W	@ Minnesota	111-100	9-2	W2	Rose-31	Deng/Noah-11	Ridnour-22	19,356*
12	Jan. 11	W	WASHINGTON	78-64	10-2	W3	Lucas III-25	Deng-15	Crawford-14	21,366*
13	Jan. 13	W	@ Boston	88-79	11-2	W4	Rose-25	Deng-16	Allen-16	18,624*
14	Jan. 14	W	TORONTO	77-64	12-2	W5	Rose-18	Boozer-13	Barbosa/DeRozan-15	21,062*
15	Jan. 16	L	@ Memphis	86-102	12-3	L1	Deng-20	Boozer-7	Gay-24	18,119*
16	Jan. 17	W	PHOENIX	118-97	13-3	W1	Boozer-31	Noah-12	Nash-25	21,947*
17	Jan. 20	W	@ Cleveland	115-75	14-3	W2	Deng-21	Boozer-14	Varejao-14	17,871
18	Jan. 21	W	CHARLOTTE	95-89	15-3	W3	Boozer-23	Ask-15	Henderson-22	21,861*
19	Jan. 23	W	NEW JERSEY	110-95	16-3	W4	Hamilton/Rose-22	Noah-10	Farmar-22	21,572*
20	Jan. 25	L	INDIANA	90-95	16-4	L1	Rose-24	Noah-13	Granger-22	21,755*
21	Jan. 27	W	MILWAUKEE	107-100	17-4	W1	Rose-34	Noah-16	Jennings-25	22,368*
22	Jan. 29	L	@ Miami	93-87	17-5	L1	Rose-34	Noah-11	James-35	20,054*
23	Jan. 30	W	@ Washington	96-88	18-5	W1	Rose-35	Noah-10	Wall-20	18,357
24	Feb. 1	L	@ Philadelphia	82-88	18-6	L1	Watson-20	Boozer-9	Igoudala/Young-19	18,325
25	Feb. 2	W	@ New York	105-102	19-6	W1	Rose-32	Boozer/Noah-9	Stoudemire-34	19,763*
26	Feb. 4	W	@ Milwaukee	113-90	20-6	W2	Rose-26	Deng/Noah-9	Gooden-24	18,717*
27	Feb. 6	W	@ New Jersey	108-87	21-6	W3	Boozer-24	Noah-12	D. Williams-25	15,327
28	Feb. 8	W	@ New Orleans	90-67	22-6	W4	Boozer-18	Noah-10	Kaman-17	15,456
29	Feb. 10	W	@ Charlotte	95-64	23-6	W5	Noah-17	Noah-14	Brown-10	19,378*
30	Feb. 12	L	@ Boston	91-95	23-7	L1	Boozer/Watson-22	Noah-9	Rondo-32	18,624*
31	Feb. 14	W	SACRAMENTO	121-115	24-7	W1	Deng-23	Noah-11	Cousins-28	21,936*
32	Feb. 16	W	BOSTON	89-80	25-7	W2	Boozer/Deng-23	Noah-16	Barnett-18	22,592*
33	Feb. 18	L	NEW JERSEY	85-87	25-8	L1	Boozer/James-16	Gibson/Noah-9	D. Williams-29	22,300*
34	Feb. 20	W	ATLANTA	90-79	26-8	W1	Rose-23	Noah-16	Pargo-19	22,033*
35	Feb. 22	W	MILWAUKEE	110-91	27-8	W2	Boozer-20	Noah-13	Jennings-20	21,507*
36	Feb. 28	W	NEW ORLEANS	99-95	28-8	W3	Rose-32	Noah-16	Kaman-17	21,919*
37	Feb. 29	W	@ San Antonio	96-89	29-8	W4	Rose-29	Noah-13	Neal-21	18,681*
38	Mar. 2	W	@ Cleveland	112-91	30-8	W5	Deng-24	Jameson-22	Young-17	20,562*
39	Mar. 4	W	@ Philadelphia	96-91	31-8	W6	Rose-35	Noah-18	Young-17	19,683
40	Mar. 5	W	INDIANA	92-72	32-8	W7	Deng-20	Noah-17	George-21	22,106*
41	Mar. 7	W	@ Milwaukee	106-104	33-8	W8	Rose-30	Noah-10	Ilyasova-32	15,389
42	Mar. 8	L	ORLANDO	94-89	33-9	L1	Boozer-26	Noah-10	Howard-29	22,127*
43	Mar. 10	W	UTAH	111-87	34-9	W1	Boozer-27	Boozer-8	Millsap-26	22,158*
44	Mar. 12	W	NEW YORK	104-89	35-9	W2	Rose-32	Gibson-13	Anthony-21	22,863*
45	Mar. 14	W	MIAMI	106-102	36-9	W3	Lucas III-24	Boozer/Gibson-8	Wade-36	22,828*
46	Mar. 16	L	PORTLAND	89-100	36-10	L1	Boozer-22	Boozer-14	Aldridge-21	22,022*
47	Mar. 17	W	PHILADELPHIA	89-80	37-10	W1	Watson-20	Noah-11	Hollibaugh-30	22,225*
48	Mar. 19	W	@ Orlando	85-59	38-10	W2	Boozer-24	Boozer-13	Howard-18	18,999*
49	Mar. 21	W	@ Toronto	94-82	39-10	W3	Deng-17	Deng-10	DeRozan-23	17,669
50	Mar. 24	W	TORONTO	102-101 (OT)	40-10	W4	Boozer-24	Boozer/Deng-10	Caldwell/J. Johnson-20	21,841*
51	Mar. 26	L	DENVER	91-108	40-11	L1	Lucas III/Watson-17	Boozer/Gibson-7	Lawson-27	22,290*
52	Mar. 28	W	@ Atlanta	98-77	41-11	W1	Deng-22	Boozer-9	Smith-19	16,290
53	Mar. 30	W	DETROIT	83-71	42-11	W2	Deng-20	Noah-12	Knight-16	22,385*
54	Apr. 1	L	@ Oklahoma City	78-92	42-12	L1	Lucas III-19	Gibson-11	Westbrook-27	18,203*
55	Apr. 2	L	HOUSTON	93-89	42-13	L2	Deng-24	Boozer-13	Dragic-21	21,836*
56	Apr. 5	W	BOSTON	93-86	43-13	W1	Deng-26	Boozer-14	Pierce-22	22,423*
57	Apr. 8	L	@ New York	99-100 (OT)	43-14	L1	Rose-29	Boozer-16	Anthony-43	19,763*
58	Apr. 10	W	NEW YORK	98-86	44-14	W1	Hamilton-20	Deng-10	Anthony-29	22,131*
59	Apr. 12	W	MIAMI	96-86 (OT)	45-14	W2	Boozer-19	Boozer-11	James-30	23,015*
60	Apr. 15	W	@ Detroit	100-94 (OT)	46-14	W3	Rose-24	Noah-17	Stuckey-32	17,450
61	Apr. 16	L	WASHINGTON	84-87	46-15	L1	Hamilton-22	Boozer-13	Seraphin-21	22,307*
62	Apr. 18	W	@ Charlotte	100-68	47-15	W1	Hamilton-22	Ask-15	Walker-16	14,221
63	Apr. 19	L	@ Miami	72-83	47-16	L1	Lucas III-16	Noah-10	James-27	20,008*
64	Apr. 21	W	DALLAS	93-83	48-16	W1	Deng-22	Noah-14	Nowitzki-17	22,945*
65	Apr. 25	W	@ Indiana	92-87	49-16	W2	Korver-20	Noah-14	Stephenson-22	18,165*
66	Apr. 26	W	CLEVELAND	107-75	50-16	W3	Lucas III-25	Gibson/Noah-12	Thompson-13	22,563*

* home sellout



LEFT TO RIGHT: (front row): Ronnie Brewer, Mike James, C.J. Watson, Derrick Rose, Richard Hamilton, Jimmy Butler, John Lucas III. (middle row): Equipment Manager John Ligmanowski, Strength and Conditioning Coach Erik Helland, Kyle Korver, Luol Deng, Carlos Boozer, Joakim Noah, Omer Asik, Brian Scalabrine, Taj Gibson, Head Athletic Trainer Fred Tedeschi, Assistant Athletic Trainer Jeff Tanaka. (back row): Assistant Video Coordinator Daisuke Yoshimoto, Assistant Strength and Conditioning Coach Nick Papendieck, Assistant Coach Mike Wilhelm, Assistant Coach Adrian Griffin, Assistant Coach Ron Adams, Head Coach Tom Thibodeau, Assistant Coach Andy Greer, Assistant Coach Ed Pinkney, Assistant Coach Rick Brunson, Strength & Conditioning Intern Geoff Puls, Video Intern Jim Topor.

DRAFT: First round, Jimmy Butler (Marquette).

RECORD: 50-16 (FIRST PLACE)


REGULAR SEASON: For the fourth year in a row, and seventh time in eight seasons, the Chicago Bulls qualified for the NBA playoffs ... Chicago led the NBA in wins for the second straight season (50-16), and claimed the top seed in the Eastern Conference for the second consecutive year ... Derrick Rose led the Bulls with 21.8 ppg and 7.9 apg, while Luol Deng posted 15.3 ppg and 6.5 rpg in 39.4 mpg (first in the NBA) ... Chicago finished the season with the best road record in the NBA (24-9, .727) ... Chicago was the only undefeated team in the NBA (21-0) when it scored 100 or more points in a game ... at 8-5, the Bulls were one of two teams in the NBA (along with San Antonio: 17-10) that owned a winning record when its opponent scored 100-or-more points in a contest ... on the year, the Bulls set a franchise record for opponent scoring in a single season (88.2 ppg) ... on March 19 at Orlando, Chicago held the Magic to an opponent franchise record-low 59 points.

PLAYOFFS: Qualified for the seventh time in eight seasons ... eliminated in the first round by the Philadelphia 76ers (2-4).

HONORS: Derrick Rose and Luol Deng were selected to the 2012 NBA All-Star Game in Orlando; it marked the first time since 1997 that Chicago had two players (Michael Jordan and Scottie Pippen) participate in the All-Star Game ... Head Coach Tom Thibodeau and his staff coached the Eastern Conference All-Stars, while Assistant Coach Ron Adams coached the TEAM SHAQ squad in the Rising Stars Challenge ... with Chicago's win at Orlando on March 19, Tom Thibodeau reached the 100-win plateau in his 130th career game as a head coach (the fastest to do so in NBA history) ... Derrick Rose was named Eastern Conference Player of the Week twice and Tom Thibodeau earned Eastern Conference Coach of the Month honors three times ... Luol Deng was selected to the NBA's All-Defensive Second Team.

GAME	DATE	W-L	OPPONENT	SCORE BULLS-OPP.	TOTAL RECORD	SK	BULLS HL SCORER	BULLS HL REBOUNDER	OPPONENT HL SCORER	GAME ATTN.
1	Oct. 31	W	SACRAMENTO	93-87	1-0	W1	Noah-23	Deng-12	Evans-21	21,313*
2	Nov. 2	W	@ Cleveland	115-86	2-0	W2	Boozer/Hamilton-19	Boozer-7	Iring-15	20,562*
3	Nov. 3	L	NEW ORLEANS	82-89	2-1	L1	Deng-10	Boozer-7	Vazquez-18	21,758*
4	Nov. 6	W	ORLANDO	99-93	3-1	W1	Deng-23	Noah-9	Affonso-20	21,216*
5	Nov. 8	L	OKLAHOMA CITY	91-97	3-2	L2	Deng-27	Noah-13	Durant-24	21,737*
6	Nov. 10	W	MINNESOTA	87-80	4-2	W1	Robinson-18	Boozer-9	Pekovic-18	21,974*
7	Nov. 12	L	BOSTON	95-101	4-3	L1	Deng-26	Deng/Noah-11	Rondo-20	21,712*
8	Nov. 14	W	@ Phoenix	112-106 (OT)	5-3	W1	Boozer-28	Noah-14	Scola-25	15,305
9	Nov. 17	L	@ L.A. Clippers	80-101	5-4	L1	Boozer-22	Boozer-12	Griffin-26	19,060*
10	Nov. 18	L	@ Portland	94-102	5-5	L2	Robinson-18	Noah-15	Batum/Mathews-21	20,242*
11	Nov. 21	L	@ Houston	89-93	5-6	L3	Robinson-21	Boozer-15	Harden-28	15,950
12	Nov. 24	W	@ Milwaukee	93-86	6-6	W1	Boozer/Hamilton-22	Boozer-19	Jennings-23	14,812
13	Nov. 26	L	MILWAUKEE	92-93	6-7	L1	Hamilton-30	Boozer-11	Ilyasova-18	21,485*
14	Nov. 28	W	DALLAS	101-78	7-7	W1	Deng-22	Noah-10	Marion-18	21,575*
15	Dec. 1	W	PHILADELPHIA	93-88	8-7	W2	Deng-25	Noah-13	Holiday-23	21,607*
16	Dec. 4	L	INDIANA	76-80	8-8	L1	Boozer-19	Boozer-10	George-34	21,152*
17	Dec. 5	W	@ Cleveland	95-85	9-8	W1	Belinelli-23	Noah-15	Sloan-14	17,893
18	Dec. 7	W	@ Detroit	108-104	10-9	W2	Noah-30	Noah-23	Stuckey-24	17,142
19	Dec. 8	W	NEW YORK	93-85	11-8	W3	Belinelli/Deng-22	Noah-11	Faltus-27	21,852*
20	Dec. 11	L	L.A. CLIPPERS	89-94	11-9	L1	Boozer-24	Boozer-13	Griffin-22	21,571*
21	Dec. 12	W	@ Philadelphia	96-89	12-9	W1	Noah-21	Deng-12	Holiday-26	15,738
22	Dec. 15	W	BROOKLYN	83-82	13-9	W2	Belinelli-19	Noah-10	Williams-24	21,866*
23	Dec. 17	L	@ Memphis	71-80	13-10	L1	Boozer-16	Boozer-13	Coxley-17	17,305
24	Dec. 18	W	BOSTON	100-89	14-10	W1	Boozer/Deng-21	Noah-13	Rondo-26	21,825*
25	Dec. 21	W	@ New York	110-106	15-10	W1	Deng-29	Deng-13	Anthony-29	19,033*
26	Dec. 22	L	@ Atlanta	75-92	15-11	L1	Deng-11	Noah-9	Hartford-20	17,782
27	Dec. 25	L	HOUSTON	97-120	15-12	L2	Robinson-27	Noah-9	Harden-26	22,310*
28	Dec. 29	W	WASHINGTON	87-77	16-12	W1	Belinelli-17	Boozer-12	Beal-14	22,447*
29	Dec. 31	L	CHARLOTTE	81-91	16-13	L1	Deng-20	Walker-14	Walker-18	21,986*
30	Jan. 2	W	@ Orlando	96-94	17-13	W1	Boozer-31	Boozer/Gibson-11	Nelson-32	18,845*
31	Jan. 4	W	@ Miami	96-89	18-13	W2	Boozer-27	Boozer/Noah-12	James-30	20,138*
32	Jan. 7	W	CLEVELAND	118-92	19-13	W3	Boozer-24	Boozer/Noah-11	Walters-18	21,355*
33	Jan. 9	L	MILWAUKEE	96-104	19-14	L1	Boozer-22	Noah-12	Jennings-35	21,570*
34	Jan. 11	W	@ New York	108-101	20-14	W1	Deng-33	Noah-9	Anthony-39	19,033*
35	Jan. 12	L	PHOENIX	81-97	20-15	L1	Boozer-15	Noah-13	Scola-27	21,874*
36	Jan. 14	W	ATLANTA	97-58	21-15	W1	Boozer-20	Noah-16	Scott-10	21,430*
37	Jan. 16	W	@ Toronto	107-105 (OT)	22-15	W2	Boozer-36	Noah-14	Anderson-27	18,674
38	Jan. 18	W	@ Boston	100-99 (OT)	23-15	W3	Hamilton-20	Rondo-30	Rondo-30	18,624
39	Jan. 19	L	MEMPHIS	82-85 (OT)	23-16	L1	Butler-18	Boozer-14	Basul-19	22,124*
40	Jan. 21	W	L.A. LAKERS	95-93	24-16	W1	Hinrich-22	Noah-13	Nash-18	22,550*
41	Jan. 23	W	DETROIT	85-82	25-16	W2	Butler-18	Noah-18	Knight-13	21,567*
42	Jan. 25	W	GOLDEN STATE	103-97	26-16	W3	Hinrich-25	Noah-16	Lee-23	21,756*
43	Jan. 26	L	@ Washington	73-86	26-17	L1	Robinson-19	Noah-17	Nene-16	20,308
44	Jan. 28	W	CHARLOTTE	93-85	27-17	W1	Butler-19	Noah-17	Gordon/Walker-18	21,308*
45	Jan. 30	W	@ Milwaukee	104-88	28-17	W2	Robinson-24	Deng-13	Ilyasova-18	17,640
46	Feb. 1	L	@ Brooklyn	89-93	28-18	L1	Belinelli/Deng-18	Gibson-9	Lopez-20	17,732*
47	Feb. 2	W	@ Atlanta	93-76	29-18	W1	Deng-25	Gibson-19	Smith-19	17,898
48	Feb. 4	L	@ Indiana	101-111	29-19	L1	Belinelli-24	Gibson-11	West-29	18,165*
49	Feb. 7	L	@ Denver	96-128	29-20	L2	Cook-19	Deng-8	Chandler-24	19,325*
50	Feb. 8	W	@ Utah	93-89	30-20	W1	Boozer-19	Noah-11	Jefferson-32	19,911*
51	Feb. 11	L	SAN ANTONIO	89-103	30-21	L1	Robinson-20	Noah-15	Leonard-26	21,955*
52	Feb. 13	L	@ Boston	69-71	30-22	L2	Belinelli-12	Noah-16	Bass-14	18,624*
53	Feb. 19	W	@ New Orleans	96-87	31-22	W1	Deng-20	Noah-17	Gordon-20	13,612
54	Feb. 21	L	MIAMI	67-86	31-23	L1	Robinson-14	Boozer-11	James-26	22,640*
55	Feb. 22	W	@ Charlotte	105-75	32-23	W1	Gibson-17	Boozer-10	Walker-27	17,870
56	Feb. 24	L	@ Oklahoma City	72-102	32-24	L1	Deng/Robinson-13	Noah-9	Westbrook-23	18,203*
57	Feb. 26	L	CLEVELAND	98-101	32-25	L2	Boozer-27	Noah-9	Walters-25	21,501*
58	Feb. 28	W	PHILADELPHIA	93-82	33-25	W1	Noah-23	Noah-21	Holiday-22	21,576*
59	Mar. 2	W	BROOKLYN	96-85	34-25	W2	Noah-21	Noah-10	Lopez-22	22,414*
60	Mar. 3	L	@ Indiana	92-97	34-26	L1	Belinelli/Butler-20	Noah-10	West-31	17,533
61	Mar. 6	L	@ San Antonio	83-101	34-27	L2	Belinelli-21	Noah-13	Duncan/Ginobili-18	18,581*
62	Mar. 8	W	UTAH	89-88	35-27	W1	Belinelli/Boozer-22	Noah-13	Jefferson-23	21,842*
63	Mar. 10	L	@ L.A. Lakers	81-90	35-28	L1	Robinson-19	Noah-17	Bryant-19	18,997*
64	Mar. 13	L	@ Sacramento	79-121	35-29	L2	Boozer-21	Noah-9	Evans-26	14,426
65	Mar. 15	W	@ Golden State	113-95	36-29	W1	Deng-23	Noah-13	Jack-20	19,596*
66	Mar. 18	L	DENVER	118-119 (OT)	36-30	L1	Robinson-34	Noah-12	Chandler-35	22,138*
67	Mar. 21	L	PORTLAND	89-89	36-31	L2	Noah-18	Boozer-11	Aldridge-28	21,946*
68	Mar. 23	W	INDIANA	87-84	37-31	W1	Deng-20	Boozer-10	George-23	22,494*
69	Mar. 24	W	@ Minnesota	104-97	38-31	W2	Robinson-22	Boozer-12	Williams-28	17,330
70	Mar. 27	W	MIAMI	101-97	39-31	W3	Deng-28	Boozer-17	James-32	23,014*
71	Mar. 30	L	@ Dallas	98-100	39-32	L1	Boozer/Deng/Robinson-25	Boozer-11	Nowitzki-35	20,502*
72	Mar. 31	W	DETROIT	95-94	40-32	W1	Deng-28	Deng-9	Stuckey-25	21,864*
73	Apr. 2	L	@ Washington	86-90	40-33	L1	Boozer-19	Boozer/Mohammed-12	Wall-27	17,319
74	Apr. 4	W	@ Brooklyn	92-90	41-33	W1	Boozer-29	Boozer-18	Williams-30	17,732*
75	Apr. 5	W	ORLANDO	87-86	42-33	W2	Deng/Robinson-19	Mohammed-11	Udrih-27	22,286*
76	Apr. 7	L	@ Detroit	85-99	42-34	L1	Boozer-21	Boozer-10	Knight-20	19,577
77	Apr. 9	L	TORONTO	98-101	42-35	L2	Butler-28	Boozer-11	DeRozan-20	21,487*
78	Apr. 11	W	NEW YORK	118-111 (OT)	43-35	W1	Robinson-35	Boozer-15	Anthony-36	22,464*
79	Apr. 12	L	@ Toronto	88-97	43-36	L1	Boozer-19	Mohammed-13	Johnson-24	19,800*
80	Apr. 14	L	@ Miami	93-105	43-37	L2	Deng-19	Boozer-20	James-24	19,810*
81	Apr. 15	W	@ Orlando	102-84	44-37	W1	Boozer-22	Butler-10	Vucevic-14	17,297
82	Apr. 17	W	WASHINGTON	95-82	45-37	W2	Boozer-19	Boozer-15	Price-24	22,421*

* home sellout



LEFT TO RIGHT: (front row): Marquis Teague, Marco Belinelli, Nate Robinson, Derrick Rose, Kirk Hinrich, Richard Hamilton, Daequan Cook. (middle row): Assistant Athletic Trainer Jeff Tanaka, Head Athletic Trainer Fred Tedeschi, Luol Deng, Malcolm Thomas, Carlos Boozer, Joakim Noah, Nazr Mohammed, Vladimir Radmanovic, Taj Gibson, Jimmy Butler, Equipment Manager John Ligmanowski, Strength and Conditioning Coach Erik Helland. (back row): Assistant Coach Ed Pinckney, Assistant Coach Mike Wilhelm, Assistant Coach Adrian Griffin, Assistant Coach Ron Adams, Head Coach Tom Thibodeau, Assistant Coach Andy Greer, Video Coordinator Daisuke Yoshimoto, Assistant Strength and Conditioning Coach Nick Papendieck, Assistant Video Coordinator Jim Topor, Strength and Conditioning Intern Matt Johnson.

DRAFT: First round, Marquis Teague (Kentucky).

RECORD: 45-37 (SECOND PLACE)

REGULAR SEASON: For the fifth year in a row, and the eighth time in nine seasons, the Chicago Bulls qualified for the NBA playoffs ... Chicago won 45 or more games for the third straight season and claimed the fifth seed in the Eastern Conference playoffs ... Luol Deng led the team with 16.5 ppg and, for the second season in a row, he led the NBA with 38.7 mpg ... the Bulls ranked third in the NBA in scoring defense (92.9 ppg) ... Carlos Boozer finished fifth in the NBA, and second in the East, with 44 double-doubles (the most by a Bull since Charles Oakley in 1987-88) ... the Bulls snapped Miami's 27-game win streak (the second-longest streak in NBA history) with their 101-97 win on 03/27/13 ... on Jan. 14 versus Atlanta, Chicago held the Hawks to a franchise record-low 58 points ... the Bulls led the NBA in home attendance for the fourth straight season with an average of 21,877 fans per game, as they sold out every home game.

PLAYOFFS: Qualified for the seventh time in eight seasons ... advanced to the Eastern Conference Semifinals after defeating the Brooklyn Nets in Game 7 on the road, 99-93; the win was the franchise's first-ever Game 7 road triumph ... eliminated in the Eastern Conference Semifinals by the Miami Heat (1-4).

HONORS: Luol Deng and Joakim Noah were selected to the 2013 NBA All-Star Game in Houston; it was the second straight season that Chicago placed two players in the NBA's mid-season showcase (Luol Deng and Derrick Rose in 2012) ... Carlos Boozer and Nate Robinson each earned Eastern Conference Player of the Week honors and Tom Thibodeau won Eastern Conference Coach of the Month for the month of January ... Joakim Noah was selected to the NBA's All-Defensive First Team.

GAME	DATE	W-L	OPPONENT	SCORE BULLS-OPP.	TOTAL RECORD	SK	BULLS HL SCORER	BULLS HL REBOUNDER	OPPONENT HL SCORER	GAME ATTEN.
1	Oct. 29	L	at Miami	95-107	0-1	L1	Boozer-31	Noah-11	James-17	19,964
2	Oct. 31	W	NEW YORK	82-81	1-1	W1	Rose-18	Noah-15	Anthony-22	22,022*
3	Nov. 2	L	at Philadelphia	104-107	1-2	L1	Boozer-22	Boozer-10	Carter-Williams-26	15,782
4	Nov. 6	L	at Indiana	80-87	1-3	L2	Deng/Rose-17	Boozer-9	George-21	18,165
5	Nov. 8	W	UTAH	97-73	2-3	W1	Deng-19	Deng-11	Hayward-15	21,946*
6	Nov. 11	W	CLEVELAND	96-81	3-3	W2	Boozer-17	Gibson-8	Irving-16	21,778*
7	Nov. 15	W	at Toronto	96-80	4-3	W3	Deng-19	Noah-9	DeRozan-37	19,800
8	Nov. 16	W	INDIANA	110-94	5-3	W4	Deng-23	Gibson-8	Hibbert-14	22,158*
9	Nov. 18	W	CHARLOTTE	86-81	6-3	W5	Deng-21	Boozer-17	Taylor-20	21,628*
10	Nov. 21	L	at Denver	87-87	6-4	L1	Rose-19	Deng-13	Hamilton-17	18,423
11	Nov. 22	L	at Portland	95-98	6-5	L2	Rose-20	Deng-14	Mathews-28	20,618
12	Nov. 24	L	at L.A. Clippers	82-121	6-6	L3	Deng-22	Mohammed-11	Dudley-21	19,245
13	Nov. 25	L	at Utah	83-89 (OT)	6-7	L4	Boozer-26	Boozer-16	Williams-17	19,936
14	Nov. 27	W	at Detroit	99-79	7-7	W1	Deng-27	Gibson-9	Stuckey-25	14,229
15	Nov. 30	L	at Cleveland	93-97	7-8	L1	Deng-27	Noah-9	Bynum/Walters-20	17,296
16	Dec. 2	L	NEW ORLEANS	128-131 (3OT)	7-9	L2	Deng-37	Gibson-14	Anderson-36	21,615*
17	Dec. 5	W	MIAMI	107-87	8-9	W1	Boozer-27	Noah-15	James-21	22,125*
18	Dec. 7	L	DETROIT	75-82	8-10	L1	Gibson-21	Gibson-10	Jennings-33	21,737*
19	Dec. 10	L	MILWAUKEE	74-78	8-11	L2	Dumleavy-24	Boozer-12	Henson-25	21,303*
20	Dec. 11	L	at New York	78-83	8-12	L3	Dumleavy-20	Boozer-12	Anthony-30	19,812
21	Dec. 13	W	at Milwaukee	91-80	9-12	W1	Noah-21	Noah-18	Noah-17	15,219
22	Dec. 14	L	TORONTO	77-89	9-13	L1	Deng-17	Noah-12	Lowry-16	21,386*
23	Dec. 16	L	ORLANDO	82-83	9-14	L2	Boozer-12	Boozer-13	Affala-23	21,200*
24	Dec. 18	L	at Houston	94-109	9-15	L3	Butler-20	Noah-10	Howard-23	18,242
25	Dec. 19	L	at Oklahoma City	95-107	9-16	L4	Noah-23	Noah-12	Durant-32	18,203
26	Dec. 21	W	CLEVELAND	100-84	10-16	W1	Boozer-19	Noah-18	Bynum-19	21,658*
27	Dec. 25	W	at Brooklyn	95-78	11-16	W2	Gibson-20	Gibson/Noah-8	Williams-18	17,732
28	Dec. 28	L	DALLAS	83-105	11-17	L1	Noah-20	Noah-10	Ellis-22	22,089*
29	Dec. 30	W	at Memphis	95-91	12-17	W1	Butler-26	Boozer/Noah-10	Conley-26	17,688
30	Dec. 31	L	TORONTO	79-85	12-18	L1	Deng-16	Noah-16	Valanciunas-15	21,507*
31	Jan. 2	W	BOSTON	94-82	13-19	W1	Noah-17	Noah-11	Crawford-22	21,721*
32	Jan. 4	W	ATLANTA	91-84	14-19	W2	Dumleavy-20	Gibson/Noah-12	Millsap/Teague-16	21,630*
33	Jan. 7	W	PHOENIX	82-87	15-19	W3	Gibson-19	Noah-16	Dragic-21	21,181*
34	Jan. 10	W	at Milwaukee	81-72	16-19	W4	Boozer-19	Boozer-13	Mayo-16	15,148
35	Jan. 11	W	CHARLOTTE	103-87	17-19	W5	Augustin-20	Noah-14	Henderson-30	21,413*
36	Jan. 13	L	WASHINGTON	88-102	17-19	L1	Boozer-19	Noah-16	Nease/Walt-19	21,287*
37	Jan. 15	W	at Orlando	128-125 (3OT)	18-19	W1	Noah-26	Noah-19	Oladijo-35	16,489
38	Jan. 17	L	at Washington	93-96	18-20	L1	Hinrich-18	Noah-12	Wall-23	17,005
39	Jan. 18	W	PHILADELPHIA	103-78	19-20	W1	Noah-21	Noah-16	Young-12	21,710*
40	Jan. 20	W	L.A. LAKERS	102-100 (OT)	20-20	W2	Augustin-27	Noah-21	Young-31	21,626*
41	Jan. 22	W	at Cleveland	98-87	21-20	W3	Augustin-27	Noah-18	Irving-26	16,890
42	Jan. 24	L	L.A. CLIPPERS	95-112	21-21	L1	Boozer-22	Noah-13	Griffin-26	21,755*
43	Jan. 25	W	at Charlotte	89-87	22-21	W1	Augustin-28	Noah-10	Jefferson-32	18,252
44	Jan. 27	L	MINNESOTA	86-95	22-22	L1	Boozer-20	Boozer-14	Love-31	21,637*
45	Jan. 29	W	at San Antonio	96-86	23-22	W1	Butler-19	Boozer-12	Parker-20	18,581
46	Feb. 1	L	at New Orleans	79-88	23-23	L1	Augustin-23	Noah-16	Davis-24	17,799
47	Feb. 3	L	at Sacramento	70-89	23-24	L2	Butler-17	Boozer-9	Cousins-25	15,178
48	Feb. 4	W	at Phoenix	101-92	24-24	W1	Boozer-19	Noah-14	Dragic-24	16,636
49	Feb. 6	L	at Golden State	87-102	24-25	L1	Gibson-26	Gibson-13	Curry-34	19,558
50	Feb. 9	W	at L.A. Lakers	92-86	25-25	W1	Noah-20	Noah-13	Kaman-27	18,937
51	Feb. 11	W	ATLANTA	100-85	26-25	W2	Gibson-24	Noah-16	Millsap-15	21,825*
52	Feb. 13	W	BROOKLYN	92-76	27-25	W3	Gibson-16	Noah-13	Pierce-15	21,500*
53	Feb. 19	W	at Toronto	94-92	28-25	W4	Boozer-20	Dumleavy-11	DeRozan-32	17,704
54	Feb. 21	W	DENVER	117-89	29-25	W5	Augustin-24	Noah-11	Foye-23	21,621*
55	Feb. 23	L	at Miami	79-93	29-26	L1	Gibson/Noah-20	Noah-15	Bosh-28	19,848
56	Feb. 25	W	at Atlanta	107-103	30-26	W1	Dumleavy-22	Noah-12	Teague-26	12,418
57	Feb. 26	W	GOLDEN STATE	103-83	31-26	W2	Gibson-21	Noah-17	Crawford-16	21,701*
58	Feb. 28	W	at Dallas	100-91	32-26	W3	Gibson-20	Gibson-15	Ellis-20	20,398
59	Mar. 2	W	NEW YORK	109-90	33-26	W4	Augustin-23	Noah-12	Anthony-21	21,739*
60	Mar. 3	L	at Brooklyn	80-96	33-27	L1	Augustin-16	Boozer-13	Williams-20	17,732
61	Mar. 5	W	at Detroit	105-94	34-27	W1	Augustin-26	Butler-12	Monroe-27	14,007
62	Mar. 7	L	MEMPHIS	77-85	34-28	L1	Gibson-18	Noah/Boozer-8	Gasol-18	21,318*
63	Mar. 9	W	MIAMI	95-89 (OT)	35-28	W1	Augustin-22	Noah-10	Wade-25	22,028*
64	Mar. 11	L	SAN ANTONIO	86-104	35-29	L1	Augustin-24	Noah-8	Ginobili-22	21,634*
65	Mar. 13	W	HOUSTON	111-87	36-29	W1	Dumleavy-21	Noah-11	Lin-21	21,747*
66	Mar. 15	W	SACRAMENTO	94-87	37-29	W2	Noah-23	Noah-10	Thomas-28	22,012*
67	Mar. 17	L	OKLAHOMA CITY	85-87	37-30	L1	Gibson-16	Noah-12	Durant-35	22,261*
68	Mar. 19	W	at Philadelphia	102-94	38-30	W1	Augustin-20	Gibson-13	Young-24	13,222
69	Mar. 21	L	at Indiana	79-91	38-31	L1	Augustin/Butler-17	Noah-13	Scola-19	18,165
70	Mar. 22	W	PHILADELPHIA	91-81	39-31	W1	Noah-20	Gibson-10	Young-28	21,799*
71	Mar. 24	W	INDIANA	89-77	40-31	W2	Gibson-23	Boozer-10	George-21	21,803*
72	Mar. 26	L	PORTLAND	74-81	40-32	L1	Boozer-16	Boozer-12	Williams-18	22,056*
73	Mar. 30	W	at Boston	107-102	41-32	W1	Dumleavy-33	Gibson/Noah-8	Rondo-17	18,624
74	Mar. 31	W	BOSTON	94-88	42-32	W2	Gibson-22	Gibson-11	Bass/Dayless-18	21,494*
75	Apr. 2	W	at Atlanta	105-92	43-32	W3	Augustin-23	Noah-10	Millsap-22	17,029
76	Apr. 4	W	MILWAUKEE	102-90	44-32	W4	Butler/Hinrich-17	Noah-13	Night-22	21,996*
77	Apr. 5	W	at Washington	96-78	45-32	W5	Augustin-25	Noah-12	Wall-20	19,661
78	Apr. 9	W	at Minnesota	102-87	46-32	W6	Augustin-21	Noah-13	Love-17	13,447
79	Apr. 11	W	DETROIT	106-98	47-32	W7	Augustin-24	Noah-12	Drummond-26	22,218*
80	Apr. 13	L	at New York	89-100	47-33	L1	Butler-17	Noah-17	Hardaway Jr.-20	19,812
81	Apr. 14	W	ORLANDO	100-85	48-33	W1	Dumleavy-22	Boozer-12	O'Quinn-20	22,087*
82	Apr. 16	L	at Charlotte	86-91 (OT)	48-34	L1	Augustin-17	Noah-13	Walker-22	17,627

* home sellout



LEFT TO RIGHT: (front row): Mike Dunleavy, Kirk Hinrich, D.J. Augustin, Derrick Rose, Jimmer Fredette, Ronnie Brewer. (middle row): Equipment Manager John Ligmanowski, Director of Sports Performance Jennifer Swanson, Tony Snell, Tornike Shengelia, Carlos Boozer, Joakim Noah, Nazr Mohammed, Taj Gibson, Jimmy Butler, Head Athletic Trainer Fred Tedeschi, Assistant Athletic Trainer Jeff Tanaka. (back row): Video Coordinator Daisuke Yoshimoto, Assistant Video Coordinator Paul Miller, Assistant Coach Mike Wilhelm, Assistant Coach Andy Greer, Head Coach Tom Thibodeau, Assistant Coach Adrian Griffin, Assistant Coach Ed Pinckney, Head Strength Coach Nick Papendieck, Assistant Strength Coach Matt Johnson, Strength Coach Intern Daniel Marshall.

DRAFT: First round: Tony Snell (New Mexico); Second round: Erik Murphy (Florida).

RECORD: 48-34 (SECOND PLACE)

REGULAR SEASON: For the sixth season in a row, and the ninth time in 10 seasons, the Chicago Bulls qualified for the NBA playoffs ... Chicago earned the fourth seed in the East with 48 victories—it marked the fourth consecutive season that the Bulls won at least 45 games ... Joakim Noah ranked sixth in the NBA with a team-high 11.3 rpg; Noah also posted 5.4 apg, the most assists by an NBA center since 1979-80 (Sam Lacey averaged 5.7 apg) ... with 431 assists and 121 blocks, Noah became the ninth player in NBA history to record at least 400 assists and 100 blocks in a single season ... Noah also finished second in the league with four triple-doubles ... Jimmy Butler led the league with 38.7 mpg and ranked fourth with 1.90 spg ... Chicago led the NBA in opponent scoring, as it allowed a league-low 91.8 ppg and it finished second in the league in opponent field goal percentage, as the team yielded .430 shooting ... Tom Thibodeau earned his 200th career victory with a win at Atlanta (04/02/14) ... the Bulls led the NBA in home attendance for the fifth straight season with an average of 21,716 fans per game and extended their home sellout streak to 164 games.

PLAYOFFS: Qualified for the ninth time in 10 seasons ... eliminated in the First Round of the Eastern Conference Playoffs by the Washington Wizards (1-4).

HONORS: Joakim Noah was selected as a reserve to the 2014 NBA All-Star Game in New Orleans; for Noah, it was his second straight All-Star nod ... Noah was chosen NBA Defensive Player of the year by the media and became the second Bull to claim the award (Michael Jordan in 1987-88) ... Noah also earned All-NBA First Team and NBA All-Defensive First Team honors, while Jimmy Butler was chosen to the NBA's All-Defensive Second Team.

GAME	DATE	W-L	OPPONENT	SCORE BULLS-OPP.	TOTAL RECORD	SK	BULLS HL SCORER	BULLS HL REBOUNDER	OPPONENT HL SCORER	GAME ATTEN.
1	Oct. 29	W	@ New York	104-80	1-0	W1	Gibson-22	Gasol-22	Anthony-14	19,912*
2	Oct. 31	L	CLEVELAND	108-114 (OT)	1-1	L1	Harrick/Rose-20	Noah-13	James-36	22,879*
3	Nov. 1	W	@ Minnesota	106-105	2-1	W1	Butler-24	Noah-11	Martin-33	19,355
4	Nov. 4	W	ORLANDO	98-90	3-1	W2	Butler-21	Gasol-13	Harris-21	21,809*
5	Nov. 5	W	@ Milwaukee	95-86	4-1	W3	Gibson-23	Gasol-14	Antetokounmpo-13	13,098
6	Nov. 7	W	@ Philadelphia	118-115	5-1	W4	Dunleavy-27	Gasol-12	Wrighten-31	16,820
7	Nov. 8	L	BOSTON	101-106	5-2	L1	Brooks-26	Noah-11	Turner-19	22,104*
8	Nov. 10	W	DETROIT	102-91	6-2	W1	Rose-24	Gasol-15	Smith-19	21,431*
9	Nov. 13	W	@ Toronto	100-93	7-2	W2	Gasol-27	Gasol-11	Lowry-20	19,800*
10	Nov. 15	L	INDIANA	90-89	7-3	L1	Butler-32	4 tied-6	Hill/Price/Scale-21	22,248*
11	Nov. 17	W	@ L.A. Clippers	105-89	8-3	W1	Butler-22	Noah-16	Crawford-24	19,319*
12	Nov. 20	L	@ Sacramento	88-103	8-4	L1	Butler-23	Noah-11	Cousins-22	17,317*
13	Nov. 21	L	@ Portland	87-105	8-5	L2	Mirotic-24	Mirotic-11	Lillard-21	19,866*
14	Nov. 24	W	@ Utah	97-95	9-5	W1	Butler-25	Gasol-9	Favors-21	19,904
15	Nov. 25	L	@ Denver	109-114	9-6	L1	Butler-32	Gasol-11	Lawson-20	17,033
16	Nov. 28	W	@ Boston	109-102	10-6	W1	Butler-22	Gasol-15	Sullinger-23	18,203
17	Nov. 30	W	@ Brooklyn	102-84	11-6	W2	Butler-26	Gasol-13	Bogdanovic-13	17,732*
18	Dec. 2	L	DALLAS	129-132 (2OT)	11-7	L1	Gasol-29	Gasol/Noah-14	Ellis-38	22,042*
19	Dec. 3	W	@ Charlotte	102-95	12-7	W1	Gasol-19	Walker-23	Gasol-15	16,887
20	Dec. 6	L	GOLDEN STATE	102-112	12-8	L1	Butler-24	Gasol-20	Green-31	22,353*
21	Dec. 10	W	BROOKLYN	105-80	13-8	W1	Rose-23	Gasol-16	Williams-17	21,646*
22	Dec. 12	W	PORTLAND	115-106	14-8	W2	Rose-31	Gasol/Gibson-10	Aldridge/Lillard-35	21,725*
23	Dec. 14	W	@ Miami	93-75	15-8	W3	Dunleavy-22	Gasol/Gibson-9	Deng/Wade-17	19,600*
24	Dec. 15	L	@ Atlanta	86-93	15-9	L1	Butler-22	Gibson-17	Horford-21	16,805
25	Dec. 18	W	NEW YORK	103-97	16-9	W1	Butler-35	Noah-13	Hardaway Jr.-23	21,875*
26	Dec. 19	W	@ Memphis	103-97	17-9	W2	Butler-31	Noah-13	Conley-21	18,119*
27	Dec. 22	W	TORONTO	129-120	18-9	W3	Rose-39	Butler-11	Lowry-34	21,848*
28	Dec. 23	W	@ Washington	99-91	19-9	W4	Rose-25	Noah-11	Wall-18	20,356*
29	Dec. 25	W	L.A. LAKERS	113-93	20-9	W5	Gasol-23	Gasol-13	Johnson-19	22,865*
30	Dec. 27	W	NEW ORLEANS	107-100	21-9	W6	Butler-33	Gibson-10	Davis-29	21,935*
31	Dec. 29	W	@ Indiana	92-90	22-9	W7	Butler-27	Dunleavy-10	Copeland-17	18,165*
32	Dec. 30	L	BROOKLYN	82-96	22-10	L1	Dunleavy-23	Noah-12	Lopez-29	22,032*
33	Jan. 1	W	DENVER	106-101	23-10	W1	Butler-28	Noah-11	Chandler-22	21,794*
34	Jan. 3	W	BOSTON	109-104 (OT)	24-10	W2	Gasol-29	Gasol-16	Turner-29	21,820*
35	Jan. 5	W	HOUSTON	114-105	25-10	W3	Gasol-27	Gasol-14	Smith-21	21,570*
36	Jan. 7	L	UTAH	77-87	25-11	L1	Butler-16	Butler-11	Favors-20	21,578*
37	Jan. 9	W	@ Washington	86-102	25-12	L2	Rose-19	Gasol-13	Gortat-21	20,356*
38	Jan. 10	W	MILWAUKEE	95-87	26-12	W1	Gasol-46	Gasol-18	Knight-20	21,781*
39	Jan. 12	L	ORLANDO	114-121	26-13	L1	Gasol-28	Gasol-14	Odinaj/Vucevic-33	21,302*
40	Jan. 14	L	WASHINGTON	99-105	26-14	L2	Rose-32	Gasol-8	Pierce-22	21,498*
41	Jan. 16	W	@ Boston	119-103	27-14	W1	Rose-29	Gasol-11	Sullinger-20	18,624*
42	Jan. 17	L	ATLANTA	99-107	27-15	L1	Rose-23	Gasol-15	Korver-24	22,024*
43	Jan. 19	L	@ Cleveland	94-108	27-16	L2	Butler-20	Gasol-11	James-26	20,562*
44	Jan. 22	W	SAN ANTONIO	104-81	28-16	W1	Rose-22	Gasol-17	Leonard-16	21,648*
45	Jan. 23	W	@ Dallas	102-98	29-16	W2	Rose/Butler-20	Gasol-16	Nowitzki-24	20,408*
46	Jan. 25	L	MIAMI	94-96	29-17	L1	Rose-19	Gasol-17	Wade-26	21,918*
47	Jan. 27	W	@ Golden State	113-111 (OT)	30-17	W1	Rose-30	Gasol-16	Thompson-30	19,596*
48	Jan. 29	L	@ L.A. Lakers	118-123 (2OT)	30-18	L1	Butler-35	Noah-17	Hill-26	19,997*
49	Jan. 30	L	@ Phoenix	93-89	30-19	L2	Rose-23	Gasol-19	Bledsoe-23	18,055*
50	Feb. 4	L	@ Houston	90-101	30-20	L3	Butler-27	Noah-19	Harden-27	18,325*
51	Feb. 7	W	@ New Orleans	107-72	31-20	W1	Gasol/Rose-20	Gasol-16	Evans-16	18,402*
52	Feb. 8	W	@ Orlando	98-87	32-20	W2	Butler-27	Gasol-15	Odinaj-18	16,944
53	Feb. 10	W	SACRAMENTO	104-86	33-20	W3	Gasol-26	Gasol-16	Bay-24	21,560*
54	Feb. 12	W	CLEVELAND	113-98	34-20	W4	Rose-30	Noah-15	James-31	21,920*
55	Feb. 20	L	@ Detroit	91-100	34-21	L1	Butler-30	Noah-14	Butler/Monroe-20	19,053
56	Feb. 21	W	PHOENIX	112-107	35-21	W1	Gasol-22	Gasol-14	Tucker-20	22,292*
57	Feb. 23	W	MILWAUKEE	87-71	36-21	W2	Snell-20	Noah-16	Middleton-17	21,434*
58	Feb. 25	L	CHARLOTTE	88-98	36-22	L1	Gasol-25	Gasol-13	Kidd-Gilchrist-18	21,509*
59	Feb. 27	W	MINNESOTA	96-89	37-22	W1	Butler-28	Noah/Butler-12	Martin-18	21,635*
60	Mar. 1	L	L.A. CLIPPERS	86-96	37-23	L1	Mirotic-29	Gasol-15	Paul-28	21,680*
61	Mar. 3	W	WASHINGTON	97-82	38-23	W1	Mirotic-23	Noah-12	Wall-21	21,468*
62	Mar. 5	W	OKLAHOMA CITY	108-105	39-23	W2	Mirotic-26	Noah/Gasol-12	Westbrook-43	21,696*
63	Mar. 6	L	@ Indiana	84-98	39-24	L1	Gasol-18	Gasol-16	S.Hill-16	18,165*
64	Mar. 8	L	@ San Antonio	105-116	39-25	L2	Gasol-23	Gasol-15	Parker-32	18,581*
65	Mar. 9	L	MEMPHIS	91-101	39-26	L3	Snell-21	Mirotic-12	Gasol-23	21,675*
66	Mar. 11	W	@ Philadelphia	104-95 (OT)	40-26	W1	Brooks-31	Gasol-16	Smith-23	12,400
67	Mar. 13	L	@ Charlotte	91-101	40-27	L1	Brooks-24	Mirotic-9	Henderson-20	19,183*
68	Mar. 15	L	@ Oklahoma City	100-109	40-28	L2	Mirotic-27	Gasol-8	Westbrook-36	18,203*
69	Mar. 18	W	INDIANA	103-86	41-28	W1	Mirotic-25	Gasol-14	S.Hill-13	21,753*
70	Mar. 20	W	TORONTO	108-92	42-28	W2	Mirotic-29	Mirotic-11	DeRozan-27	21,998*
71	Mar. 21	L	@ Detroit	91-107	42-29	L1	Gasol-27	Noah-13	Jackson-22	20,347
72	Mar. 23	W	CHARLOTTE	98-86	43-29	W1	Mirotic-28	Gasol-12	Walker-29	21,646*
73	Mar. 25	W	@ Toronto	116-103	44-29	W2	Butler-23	Dunleavy-7	Vasquez-22	19,800*
74	Mar. 28	W	NEW YORK	111-80	45-29	W3	Mirotic-24	Gasol-12	Bargnani-14	22,152*
75	Apr. 1	L	@ Milwaukee	91-95	45-30	L1	Butler-25	Gasol-11	Carter-Williams-21	15,215
76	Apr. 3	W	DETROIT	88-82	46-30	W1	Butler-25	Gasol-10	Jackson-22	22,058*
77	Apr. 5	L	@ Cleveland	94-99	46-31	L1	Dunleavy-24	Mirotic-10	Irving-27	20,562*
78	Apr. 8	L	@ Orlando	103-105	46-32	L2	Butler-19	Noah-11	Odinaj-23	19,641*
79	Apr. 9	W	@ Miami	89-78	47-32	W1	Gasol-16	Gasol-15	Whiteside-19	19,641*
80	Apr. 11	W	PHILADELPHIA	114-107	48-32	W2	Gasol-24	Gasol-13	Crawley-22	22,273*
81	Apr. 13	W	@ Brooklyn	113-86	49-32	W3	Mirotic-26	Gasol-11	Bogdanovic-17	17,732*
82	Apr. 15	W	ATLANTA	91-85	50-32	W4	Brooks-23	Gasol-13	Schroder-21	22,172*

* home sellout



LEFT TO RIGHT: (front row): Doug McDermott, Tony Snell, E'Twaun Moore, Kirk Hinrich, Derrick Rose, Aaron Brooks, Jimmy Butler, Mike Dunleavy. (middle row): Equipment Manager John Liganowski, Director of Sports Performance Jennifer Swanson, Cameron Bairstow, Nazr Mohammed, Pau Gasol, Joakim Noah, Nikola Mirotić, Taj Gibson, Assistant Athletic Trainer Armando Rivas, Head Athletic Trainer Jeff Tanaka. (back row): Video Coordinator Daisuke Yoshimoto, Assistant Video Coordinator Paul Miller, Assistant Coach Ed Pinckney, Head Strength Coach Nick Papendieck, Assistant Strength Coach Matt Johnson, Strength Associate Ed Streit.

DRAFT: First round: Jusuf Nurkic (Croatia), Gary Harris (Michigan State); Second round: Cameron Bairstow (New Mexico).

RECORD: 50-32 (SECOND PLACE)

REGULAR SEASON: For the seventh season in a row, and the 10th time in 11 seasons, the Chicago Bulls qualified for the NBA playoffs ... Chicago earned the third seed in the East with 50 victories—it marked the fifth consecutive season that the Bulls won at least 45 games ... the team posted a winning record on the road for a franchise-record fifth consecutive season ... Pau Gasol led the NBA with a career-high 54 double-doubles, as he averaged 18.5 ppg and 11.8 rpg (fourth in the NBA); Gasol's double-double total was the fourth-most in franchise history for a single season ... for the second straight season, Jimmy Butler led the league in minutes per game (38.7 mpg) ... Jimmy Butler ranked 15th in the NBA with a career-high 20.0 ppg and 11th in the league with 1.75 spg ... Chicago ranked fourth in the league in opponent field goal shooting (.435) and ninth in the NBA in opponent scoring (97.8 ppg) ... the Bulls led the NBA in home attendance for the sixth straight season with an average of 21,866 fans per game and extended their home sellout streak to 205 games.

PLAYOFFS: Qualified for the 10th time in 11 seasons ... defeated the Milwaukee Bucks in the First Round of the Eastern Conference Playoffs (4-2) ... eliminated in the Eastern Conference Semifinals by the Cleveland Cavaliers (2-4).

HONORS: Pau Gasol was selected as a starter for the 2015 NBA All-Star Game in New York, while Jimmy Butler was a reserve for the East squad ... Nikola Mirotić was chosen to play in the Rising Stars Challenge at All-Star Weekend ... Butler earned Eastern Conference Player of the Month honors for October/November ... Mirotić was named Eastern Conference Rookie of the Month for December and March ... Butler was named the NBA's Most Improved Player and earned All-Defensive Second Team honors ... Joakim Noah claimed the J. Walter Kennedy Citizenship Award ... Gasol won the Magic Johnson Award ... Gasol earned All-NBA Second Team honors ... Mirotić was named to the NBA All-Rookie First Team ... the franchise received the inaugural ESPN Sports Humanitarian Team of the Year Award.

2015/16 CHICAGO BULLS

GAME	DATE	W-L	OPPONENT	SCORE BULLS-OPP.	TOTAL RECORD	SK	BULLS HL SCORER	BULLS HL REBOUNDER	OPPONENT HL SCORER	GAME ATTN.
1	Oct. 27	W	CLEVELAND	97-85	1-0	W1	Mirrotti-19	Gibson-10	James-25	21,957*
2	Oct. 28	W	@ Brooklyn	115-100	2-0	W2	Butler-24	Gasol/Mirrotti-9	Lopez-26	17,732*
3	Oct. 30	L	@ Detroit	94-98 (OT)	2-1	L1	Butler-23	Gasol-12	Morris-26	16,035
4	Nov. 1	W	ORLANDO	92-87	3-1	W1	Gasol/Mirrotti-16	Noah-9	Fournier-19	21,585*
5	Nov. 3	L	@ Charlotte	105-130	3-2	L1	Butler-26	Gasol-8	Lamb-20	15,136
6	Nov. 5	W	OKLAHOMA CITY	104-98	4-2	W1	Rose-29	Gasol-10	Durant-33	21,861*
7	Nov. 7	L	MINNESOTA	92-103 (OT)	4-3	L1	Gasol-21	Gasol-14	Wiggins-21	21,988*
8	Nov. 9	W	@ Philadelphia	111-88	5-3	W1	Mirrotti-20	Mirrotti-10	Okafor-21	13,679
9	Nov. 13	W	CHARLOTTE	102-97	6-3	W2	Butler-27	Noah-18	Batum-28	21,749*
10	Nov. 16	W	INDIANA	96-95	7-3	W3	Rose-33	Gasol-13	George-26	21,660*
11	Nov. 18	W	@ Phoenix	103-97	8-3	W4	Butler-32	Noah-11	Knight-23	17,377
12	Nov. 20	L	@ Golden State	94-106	8-4	L1	Butler-28	Gasol/Mirrotti-10	Curry-27	19,596*
13	Nov. 24	W	@ Portland	93-88	9-4	W1	Butler-22	Gasol-14	Lillard-19	19,393*
14	Nov. 27	L	@ Indiana	92-104	9-5	L1	Mirrotti-25	Gasol-11	George-33	18,165*
15	Nov. 30	W	SAN ANTONIO	92-89	10-5	W1	Gasol-18	Gasol-13	Leonard-25	21,909*
16	Dec. 2	W	DENVER	99-90	11-5	W2	Gasol-26	Gasol-19	Batum-16	21,940*
17	Dec. 5	L	CHARLOTTE	96-102	11-6	L1	Butler-25	Gasol-11	Batum-24	21,770*
18	Dec. 7	L	PHOENIX	101-103	11-7	L2	Gasol-22	Gasol-10	Knight-21	21,537*
19	Dec. 9	L	@ Boston	100-105	11-8	L3	Butler-36	Gasol-15	Thomas-20	17,318
20	Dec. 10	W	L.A. CLIPPERS	83-80	12-8	W1	Gasol-24	Noah-13	Griffin-17	21,491*
21	Dec. 12	W	NEW ORLEANS	98-94	13-8	W2	Gasol-18	Gasol-11	Davis/Evans-22	21,605*
22	Dec. 14	W	PHILADELPHIA	115-96	14-8	W3	Butler-23	Noah-15	Okafor-22	21,166*
23	Dec. 16	W	MEMPHIS	98-85	15-8	W4	Butler-24	Gasol-14	Lee-18	21,032*
24	Dec. 18	L	DETROIT	144-147 (4OT)	15-9	L1	Butler-43	Gasol-15	Drummond-33	21,534*
25	Dec. 19	L	@ New York	91-107	15-10	L2	Noah-21	Portis-11	Anthony-27	19,812*
26	Dec. 21	W	BROOKLYN	102-105	15-11	L3	Butler-24	Gasol/Gibson-9	Lopez-21	21,825*
27	Dec. 25	W	@ Oklahoma City	105-96	16-11	W1	Butler-23	Gasol-13	Durant-29	19,203*
28	Dec. 26	L	@ Dallas	111-118	16-12	L1	Rose-25	Gasol-9	Barea-26	20,392*
29	Dec. 28	W	TORONTO	104-97	17-12	W1	Gasol/Snell-22	Gibson-11	Lowry-28	21,898*
30	Dec. 30	W	INDIANA	102-100 (OT)	18-12	W2	Brooks-29	Gibson-14	G. Hill-20	22,206*
31	Jan. 1	W	NEW YORK	108-81	19-12	W3	Butler-23	Portis-10	Anthony-20	22,443*
32	Jan. 3	W	@ Toronto	115-113	20-12	W4	Butler-42	Gasol-13	DeRozan-24	19,800*
33	Jan. 5	W	MILWAUKEE	117-106	21-12	W5	Butler-32	Gibson-14	Middleton-20	21,680*
34	Jan. 7	W	BOSTON	101-82	22-12	W6	Butler-19	Gasol-18	Crowder-17	21,487*
35	Jan. 9	L	@ Atlanta	105-120	22-13	L1	Rose-27	Mirrotti-10	Horford-33	19,010*
36	Jan. 11	L	WASHINGTON	100-114	22-14	L2	Butler-23	Gasol-10	Wall-17	21,409*
37	Jan. 12	L	@ Milwaukee	101-106	22-15	L3	Butler-30	Gasol-14	Antetokounmpo-29	16,867
38	Jan. 14	W	@ Philadelphia	115-111 (OT)	23-15	L3	Butler-53	Noah-16	Covington-25	14,063
39	Jan. 15	L	DALLAS	77-83	23-16	L1	Rose-18	Gibson-11	Nowitzki-21	22,056*
40	Jan. 18	W	@ Detroit	111-101	24-16	W1	Gasol-31	Gasol-12	Ilyasova/Jackson-19	18,935*
41	Jan. 20	L	GOLDEN STATE	94-125	24-17	L1	Rose-29	Gasol/Portis-8	Curry-25	23,152*
42	Jan. 22	L	@ Boston	101-110	24-18	L2	Butler-14	Butler-14	Thomas-22	18,624*
43	Jan. 23	W	@ Cleveland	96-83	25-18	W1	Gasol-25	Gasol-10	James-26	20,562*
44	Jan. 25	L	MIAMI	84-89	25-19	L1	Gasol-19	Gasol-17	Wade-28	21,720*
45	Jan. 28	W	@ L.A. Lakers	114-91	26-19	W1	Butler-23	Gasol-12	Clarkson-16	19,997*
46	Jan. 31	L	@ L.A. Clippers	93-120	26-20	L1	Butler-23	Gasol-14	Crowley-26	19,325*
47	Feb. 1	L	@ Utah	96-105 (OT)	26-21	L2	Butler-26	Gibson-11	Hayward-27	18,911*
48	Feb. 3	W	@ Sacramento	107-102	27-21	W1	Moore-24	Gasol-13	Cousins-30	17,317*
49	Feb. 5	L	@ Denver	110-115	27-22	L1	Rose-30	Rose-9	Gallinari-33	19,155*
50	Feb. 6	L	@ Minnesota	105-112	27-23	L2	Gasol-25	Gasol-8	Towns-26	17,676
51	Feb. 8	L	@ Charlotte	91-108	27-24	L3	Gasol-22	Gasol-10	Walker-30	15,688
52	Feb. 10	L	ATLANTA	90-113	27-25	L4	Gasol-20	Gasol/Portis-10	Schroder-18	21,709*
53	Feb. 18	L	@ Cleveland	95-106	27-26	L5	Rose-29	Portis-10	James-25	20,562*
54	Feb. 19	W	TORONTO	116-106	28-26	W1	McDermott-30	Gasol-11	Lowry-27	21,849*
55	Feb. 21	W	L.A. LAKERS	126-115	29-26	W2	Moore/Rose-24	Gibson-8	Bryant/Randle-22	23,143*
56	Feb. 24	W	WASHINGTON	109-104	30-26	W3	Moore/Gibson-17	Gasol-15	Beal-19	21,560*
57	Feb. 26	L	@ Atlanta	88-103	30-27	L1	McDermott-20	Gasol-17	Teague-19	18,123*
58	Feb. 27	L	PORTLAND	95-103	30-28	L2	Gasol-22	Gasol/Portis-16	Lillard-31	21,962*
59	Mar. 1	L	@ Miami	111-129	30-29	L3	Rose-17	Gasol-9	Whiteside-26	19,654*
60	Mar. 2	L	@ Orlando	89-102	30-30	L4	Rose-16	Dunleavy/Portis-6	Vucevic-24	16,072
61	Mar. 5	W	HOUSTON	108-100	31-30	W1	Gasol-28	Gasol-10	Harden-36	22,203*
62	Mar. 7	W	MILWAUKEE	100-90	32-30	W2	Rose-22	Gasol-17	Bayless-20	21,672*
63	Mar. 10	L	@ San Antonio	101-109	32-31	L1	Gasol/Rose-21	Gasol-12	Leonard-29	18,418*
64	Mar. 11	L	MIAMI	96-118	32-32	L2	Gasol-17	Gasol-12	Dragic-28	22,067*
65	Mar. 14	W	@ Toronto	109-107	33-32	W1	McDermott-29	Gibson-10	Lowry-33	19,800*
66	Mar. 16	L	@ Washington	96-117	33-33	L1	McDermott-20	Holiday/Felicio/Butler-6	Wall-29	19,558
67	Mar. 17	W	BROOKLYN	118-102	34-33	W1	McDermott-25	Portis-14	Bojancic-26	21,513*
68	Mar. 19	W	UTAH	92-85	35-33	W2	Rose-22	Gibson-10	Favors-24	21,856*
69	Mar. 21	W	SACRAMENTO	109-102	36-33	W3	Gibson/Rose-18	Gasol-14	Collins/Cousins-19	21,531*
70	Mar. 23	L	NEW YORK	107-115	36-34	L1	Mirrotti-35	Mirrotti-6	Porzingis-29	21,788*
71	Mar. 24	L	@ New York	94-106	36-35	L2	Rose-30	Gibson/Mirrotti-6	Anthony-26	18,812*
72	Mar. 26	L	@ Orlando	89-111	36-36	L3	Gibson-16	Felicio/Portis-7	Demidov-18	18,846*
73	Mar. 28	L	ATLANTA	100-102	36-37	L4	Rose-20	Gasol/Gibson-12	Teague-26	21,761*
74	Mar. 29	W	@ Indiana	98-96	37-37	W1	Mirrotti-28	Gasol-10	George-20	17,050
75	Mar. 31	W	@ Houston	103-100	38-37	W2	Mirrotti-28	Gasol-10	Harden-24	18,244*
76	Apr. 2	L	DETROIT	90-94	38-38	L1	Butler-28	Butler-17	Jackson-22	22,197*
77	Apr. 3	W	@ Milwaukee	102-98	39-38	W1	Butler-25	Gasol-8	Antetokounmpo-34	15,768
78	Apr. 5	L	@ Memphis	92-108	39-39	L1	Mirrotti-20	Gasol-10	Randolph-27	17,591
79	Apr. 7	L	@ Miami	98-106	39-40	L2	Butler-21	Gasol-12	Wade-21	19,771*
80	Apr. 9	W	CLEVELAND	105-102	40-40	W1	Butler-25	Gasol-12	James-33	22,186*
81	Apr. 11	W	@ New Orleans	121-116	41-40	W2	Butler-23	Portis-8	Ennis III-29	16,867*
82	Apr. 13	W	PHILADELPHIA	115-105	42-40	W3	Mirrotti-32	Portis-14	Covington-27	21,777*

* home sellout



LEFT TO RIGHT: (front row): Doug McDermott, E'Twaun Moore, Tony Snell, Jimmy Butler, Derrick Rose, Aaron Brooks, Justin Holiday, Mike Dunleavy. (middle row): Equipment Manager John Ligmanowski, Head Strength Coach Nick Papendieck, Assistant Strength Coach Matt Johnson, Cameron Bairstow, Nikola Mirotić, Pau Gasol, Joakim Noah, Bobby Portis, Taj Gibson, Cristiano Felicio, Head Athletic Trainer Jeff Tanaka, Director of Sports Performance Jennifer Swanson, Assistant Athletic Trainer Armando Rivas. (back row): Basketball Operations Associate George Neilson, Strength Associate Ed Streit, Assistant Coach Charlie Henry, Assistant Coach Randy Brown, Associate Head Coach Jim Boylen, Head Coach Fred Hoiberg, Assistant Coach Pete Myers, Assistant Coach Mike Wilhelm, Assistant Equipment Manager Charrod Saddler, Video Coordinator Nate Loenser, Basketball Operations Associate Chase Buford.

DRAFT: First round: Bobby Portis (Arkansas).

RECORD: 42-40 (FOURTH PLACE)

REGULAR SEASON: Posted a winning record for the eighth consecutive season, and 11th of the last 12 seasons ... on Jan. 14 at Philadelphia, Jimmy Butler became the fourth Bull in team history to score 50-or-more points in a game when he posted a career-high 53 points (51 came in regulation); in that same game, Butler also added 10 boards, six assists and three steals, and he became just the fifth player over the last 30 seasons to notch those numbers in a game ... Pau Gasol posted 16.5 points, 11.0 rebounds, 4.1 assists and 2.03 blocks a game—Gasol is the first player in the NBA since Kevin Garnett in 2003-04 to record those marks ... Jimmy Butler produced the first two triple-doubles of his career ... Gasol notched the 500th double-double of his career at Houston on 03/31/16 ... Gasol also recorded two triple-doubles ... Butler ranked 16th in the NBA with a career-high 20.9 ppg and 18th in the league with 1.84 spg ... Fred Hoiberg earned his first win as a head coach with Chicago's 97-95 win over Cleveland on Opening Night ... the Bulls led the NBA in home attendance for the seventh straight season with an average of 21,821 fans per game and extended their home sellout streak to 266 games.


PLAYOFFS: Failed to qualify.

HONORS: For the second straight season, Jimmy Butler and Pau Gasol were chosen as NBA All-Stars for the Eastern Conference squad; Gasol replaced Butler due to a left knee injury Butler suffered on Feb. 5 at Denver ... Butler earned All-Defensive Second Team honors for the third consecutive season; he joined Jerry Sloan, Norm Van Lier, Michael Jordan and Scottie Pippen as the only players in franchise history to earn the distinction at least three years in a row ... Nikola Mirotić was chosen to play in the Rising Stars Challenge at All-Star Weekend in Toronto, but missed the game due to an appendectomy ... Jerry Reinsdorf was elected to the Naismith Memorial Basketball Hall of Fame.

2016/17 CHICAGO BULLS

GAME	DATE	W-L	OPPONENT	SCORE BULLS-OPP.	TOTAL RECORD	SK	BULLS HL SCORER	BULLS HL REBOUNDER	OPPONENT HL SCORER	GAME ATTEN.
1	Oct. 27	W	BOSTON	105-99	1-0	W1	Butler-24	Gibson-10	Thomas-25	21,501*
2	Oct. 29	W	INDIANA	118-101	2-0	W2	McDermott-23	Gibson/Felicio-8	George/Turner-20	21,373*
3	Oct. 31	W	at Brooklyn	118-88	3-0	W3	Butler-22	Gibson-11	Bogdanovic-15	15,842
4	Nov. 2	L	at Boston	100-107	3-1	L1	Butler-23	Butler/Gibson/Rondo-9	Thomas/Johnson-23	18,624*
5	Nov. 4	L	NEW YORK	104-117	3-2	L2	Wade-35	Wade-10	Porzingis-27	22,376*
6	Nov. 5	L	at Indiana	94-111	3-3	L3	Butler/Portis-16	Gibson-10	Teague-21	17,020
7	Nov. 7	W	ORLANDO	112-80	4-3	W1	Butler-20	Gibson-11	Barton-15	21,320*
8	Nov. 9	L	at Atlanta	107-115	4-4	L1	Butler-39	Gibson-7	Sefolosha-20	16,354
9	Nov. 10	W	at Miami	98-95	5-4	W1	Butler-20	Rondo-12	Whiteside-20	19,600*
10	Nov. 12	W	WASHINGTON	106-95	6-4	W2	Butler-37	Lopez-13	Morris-24	21,982*
11	Nov. 15	W	at Portland	113-88	7-4	W3	Butler-27	Butler-12	Lillard-19	19,393*
12	Nov. 17	W	at Utah	85-77	8-4	W4	Butler-20	Butler/Lopez-12	Gobert-16	19,911*
13	Nov. 19	L	at L.A. Clippers	95-102	8-5	L1	Wade-28	Rondo/Wade-9	Griffin-26	19,060*
14	Nov. 20	W	at L.A. Lakers	118-110	9-5	W1	Butler-40	Mirnic-15	Williams-25	18,997*
15	Nov. 22	L	at Denver	110-107	9-6	L1	Butler-35	Gibson/Rondo-11	Murray-24	14,328
16	Nov. 25	W	at Philadelphia	105-99	10-6	W1	Butler/Wade-26	Rondo-8	Ilyasova-14	18,234
17	Nov. 30	L	L.A. LAKERS	90-96	10-7	L1	Butler-22	Gibson-10	Clarkson/Williams-18	21,773*
18	Dec. 2	W	CLEVELAND	111-105	11-7	W1	Butler-26	Gibson-11	James-27	21,775*
19	Dec. 3	L	at Dallas	82-107	11-8	L1	Butler-26	Butler-9	Matthews-26	19,867*
20	Dec. 5	L	PORTLAND	110-112	11-9	L2	Wade-34	Lopez-14	Lillard-30	21,351*
21	Dec. 6	L	at Detroit	91-102	11-10	L3	Butler-32	Gibson-10	Harris-22	14,305
22	Dec. 8	W	SAN ANTONIO	95-91	12-10	W1	Wade-20	Rondo-10	Leonard-24	21,489*
23	Dec. 10	W	MIAMI	105-100	13-10	W2	Butler-31	Lopez-10	Dragic-21	21,450*
24	Dec. 13	L	MINNESOTA	94-99	13-11	L1	Butler-27	Butler-9	LaVine-24	21,146*
25	Dec. 15	L	at Milwaukee	97-108	13-12	L2	Butler-21	Felicio/Portis/Rondo-6	Antetokounmpo-30	16,704
26	Dec. 16	L	MILWAUKEE	69-95	13-13	L3	Wade-12	Portis-8	Antetokounmpo-22	21,324*
27	Dec. 19	W	DETROIT	113-92	14-13	W1	Butler-19	Rondo-8	Leuer-16	21,400*
28	Dec. 21	L	WASHINGTON	97-107	14-14	L1	Butler-20	Butler/Gibson-11	Wall-23	21,358*
29	Dec. 23	L	at Charlotte	91-103	14-15	L2	Butler-26	Mirnic-10	Batum/Walker-20	19,249*
30	Dec. 25	L	at San Antonio	100-110	14-16	L3	Wade-24	Gibson-7	Aldridge-33	18,428*
31	Dec. 26	W	INDIANA	90-85	15-16	W1	Lopez-12	Lopez-12	Brooks-19	21,922*
32	Dec. 28	W	BROOKLYN	101-99	16-16	W2	Butler-40	Butler-10	Lopez-33	21,957*
33	Dec. 30	L	at Indiana	101-111	16-17	L1	Butler-25	Felicio-12	George-32	17,928*
34	Dec. 31	L	MILWAUKEE	96-118	16-18	L2	Butler-26	Lopez-10	Antetokounmpo-35	21,838*
35	Jan. 2	W	CHARLOTTE	118-111	17-18	W1	Butler-32	Butler-12	Walker-34	21,612*
36	Jan. 4	W	at Cleveland	106-94	18-18	W2	Butler-20	Gibson-7	James-31	20,562*
37	Jan. 7	W	TORONTO	123-118 (OT)	19-18	W3	Butler-42	Butler/McDermott-10	DeRozan-36	21,195*
38	Jan. 9	L	OKLAHOMA CITY	94-109	19-19	L1	Wade-22	Felicio-11	Adams-22	21,823*
39	Jan. 10	L	at Washington	99-101	19-20	L2	Valentine-19	Gibson-12	Wall-26	14,361
40	Jan. 12	L	at New York	89-104	19-21	L3	Wade-22	Gibson-9	Anthony-23	19,812*
41	Jan. 14	W	NEW ORLEANS	107-99	20-21	W1	Butler-28	Gibson-15	Davis-36	21,916*
42	Jan. 15	W	at Memphis	108-104	21-21	W2	McDermott-31	Butler/Gibson-8	Conley-28	18,119*
43	Jan. 17	L	DALLAS	98-99	21-22	L1	Butler-24	Butler-9	Barnes-20	21,294*
44	Jan. 20	L	at Atlanta	93-102	21-23	L2	Butler-19	Portis-7	Schroder-25	16,328
45	Jan. 21	W	SACRAMENTO	102-99	22-23	W1	Wade-30	Felicio-10	Cousins-42	21,606*
46	Jan. 24	W	at Orlando	100-92	23-23	W2	Wade-21	Felicio-10	Vucevic-20	18,846*
47	Jan. 25	L	ATLANTA	114-119	23-24	L1	Butler-40	Gibson-10	Schroder-24	21,445*
48	Jan. 27	L	MIAMI	88-100	23-25	L2	Wade-15	Rondo-7	Dragic-26	22,082*
49	Jan. 29	W	PHILADELPHIA	121-108	24-25	W1	Butler-28	Lopez-9	Ilyasova-31	21,606*
50	Feb. 1	W	at Oklahoma City	128-100	25-25	W2	Butler-28	Gibson-8	Westbrook-28	18,203*
51	Feb. 3	L	at Houston	117-121 (OT)	25-26	L1	Carter-Williams-23	Lopez-11	Harden-42	18,057*
52	Feb. 6	W	at Sacramento	112-107	26-26	W1	Wade-31	Crt-Williams/Lopez/Wade-6	Lawson-22	17,508*
53	Feb. 8	L	at Golden State	92-123	26-27	L1	Lopez-17	Lopez-10	Thompson-28	19,596*
54	Feb. 10	L	at Phoenix	97-115	26-28	L2	Butler-20	Lopez-7	Booker-27	18,055*
55	Feb. 12	L	at Minnesota	89-117	26-29	L3	McDermott/Portis-16	Carter-Williams-7	Wiggins-27	19,356*
56	Feb. 14	W	TORONTO	105-94	27-29	W1	McDermott-20	Lopez/Felicio-6	Lowry-22	21,220*
57	Feb. 16	W	BOSTON	104-103	28-29	W2	Butler-29	Lopez/Gibson/Portis-8	Thomas-29	21,886*
58	Feb. 24	W	PHOENIX	128-121 (OT)	29-29	W3	Wade-23	Mirnic-8	Booker-27	21,641*
59	Feb. 25	W	at Cleveland	117-99	30-29	W4	Wade-20	Butler/Mirnic-10	Irving-34	20,562*
60	Feb. 28	L	DENVER	97-125	30-30	L1	Rondo/Wade-19	Valentine-7	Gallinari-22	21,015*
61	Mar. 2	W	GOLDEN STATE	94-87	31-30	W1	Butler-22	Portis-13	Curry-23	22,253*
62	Mar. 4	L	L.A. CLIPPERS	91-101	31-31	L1	Butler-16	Portis/Mirnic-7	Crawford-25	22,807*
63	Mar. 6	L	at Detroit	95-109	31-32	L2	Butler-28	Butler-9	Jackson-26	18,039
64	Mar. 8	L	at Orlando	91-99	31-33	L3	Butler-21	Lopez-9	Payton-22	18,063
65	Mar. 10	L	HOUSTON	94-115	31-34	L4	Wade-21	Lauvergne-9	Anderson-21	21,995*
66	Mar. 12	L	at Boston	80-100	31-35	L5	Lopez/Valentine-13	Portis-8	Thomas-22	18,624*
67	Mar. 13	W	at Charlotte	115-109	32-35	W1	Mirnic-24	Mirnic-11	Lamb-26	16,489
68	Mar. 15	L	MEMPHIS	91-98	32-36	L1	Rondo-17	Lopez/Portis/Valentine-7	Basel/Conley-27	21,583*
69	Mar. 17	L	at Washington	107-112	32-37	L2	Butler-28	Butler-12	Beal-24	20,356*
70	Mar. 18	W	UTAH	95-86	33-37	W1	Butler-23	Valentine-12	Hill-18	21,953*
71	Mar. 21	L	at Toronto	120-122 (OT)	33-38	L1	Butler-37	Butler-10	DeRozan-42	19,800*
72	Mar. 22	W	DETROIT	117-95	34-38	W1	Mirnic-28	Lauvergne-7	Harris/Morris-14	21,503*
73	Mar. 24	L	PHILADELPHIA	107-117	34-39	L1	Butler-36	Portis-11	Sario-32	21,558*
74	Mar. 26	W	at Milwaukee	109-94	35-39	W1	Mirnic-29	Rondo-9	Antetokounmpo-22	17,669
75	Mar. 30	W	CLEVELAND	99-93	36-39	W2	Mirnic-28	Lopez-11	James-26	22,282*
76	Apr. 1	W	ATLANTA	106-104	37-39	W3	Butler-33	Rondo-11	Schroder-29	22,019*
77	Apr. 2	W	at New Orleans	117-110	38-39	W4	Butler-39	Portis-11	Davis-30	18,306*
78	Apr. 4	L	at New York	91-100	38-40	L1	Butler-26	Mirnic-10	Anthony-23	19,812*
79	Apr. 6	W	at Philadelphia	102-90	39-40	W1	Mirnic-22	Portis-11	Luwau-Cabarrot-18	15,177
80	Apr. 8	L	at Brooklyn	108-107	39-41	L1	Butler-33	Lopez-9	Dirwiddell/LeVert-19	17,732*
81	Apr. 10	W	ORLANDO	122-75	40-41	W1	Lopez-18	Lopez/Zyser-8	Vucevic/Fourmier-14	21,545*
82	Apr. 12	W	BROOKLYN	112-73	41-41	W2	Butler-25	Portis-10	Goodwin-20	21,648*

* home sellout



LEFT TO RIGHT: (Front row): Head Athletic Trainer Jeff Tanaka, Assistant Athletic Trainer Armando Rivas, Cameron Payne, Anthony Morrow, Dwyane Wade, Jimmy Butler, Rajon Rondo, Jerian Grant, Isaiah Canaan, Equipment Manager John Ligmanowski, Director of Sports Performance Chip Schaefer. (Middle row): Assistant Equipment Manager Charrod Saddler, Denzel Valentine, Paul Zipser, Nikola Mirotić, Jeffrey Lauvergne, Robin Lopez, Bobby Portis, Cristiano Felicio, Michael Carter-Williams, Physical Therapist Mike Orr. (Back row): Basketball Operations Associate Ryan Nadeau, Basketball Operations Associate Derrick Mallison, Video Coordinator Paul Miller, Assistant Coach Charlie Henry, Assistant Coach Randy Brown, Associate Head Coach Jim Boylen, Head Coach Fred Hoiberg, Assistant Coach Pete Myers, Assistant Coach Mike Wilhelm, Player Development Coordinator Chase Buford, Strength Coach Matthew Johnson, Assistant Strength Coach Ed Streit.

DRAFT: First Round: Denzel Valentine (Michigan State); Second Round: Paul Zipser (Germany).

RECORD: 41-41 (FOURTH PLACE)

REGULAR SEASON: For the 12th time in 14 seasons, the Chicago Bulls qualified for the NBA playoffs ... Chicago clinched the eighth seed in the East with 41 victories ... the Bulls recorded their ninth straight season without a losing record ... the Bulls 67 rebounds at Portland on Nov. 15 were the most in a single game in the league, and the fourth-highest total in team history ... Chicago's defense ranked sixth in the NBA (102.4), offense rebounds per game ranked second (12.18) and total rebounds per game ranked third (46.29) ... on Jan. 2 vs. Charlotte, Jimmy Butler scored 52 points and became the second Bull ever to post multiple 50-point games ... Butler became the first Bull to record back-to-back seasons with multiple triple-doubles since Joakim Noah (2012-13, 2013-14) ... Butler finished the season fifth in steals per game in the NBA (1.88) and tied for fourth in minutes per game (37.0) ... Rajon Rondo reached 75 career games with 15+ assists, which ranks eighth among NBA players over the last 30 years ... Rondo ranked 10th in the league in assists per game (6.7) ... the Bulls led the league in home attendance for the eighth consecutive season with an average of 21,680 fans per game.

PLAYOFFS: Eliminated in the First Round of the Eastern Conference Playoffs by the Boston Celtics (2-4).

HONORS: Jimmy Butler was voted by NBA fans as a starter for the NBA All-Star Game, making it his third consecutive appearance for the Eastern Conference squad ... Butler earned All-NBA Third Team honors ... Butler received the April NBA Cares Community Assist Award ... he earned Eastern Conference Player of the Week honors three times (Nov. 21, Jan. 9 and April 3) ... Butler was a member of the 2016 USA Basketball Men's National Team that won the gold medal in the Rio Olympics ... Nikola Mirotić was a member of the 2016 Spain Men's Basketball National Team that won the bronze medal in the Rio Olympics.

GAME	DATE	W-L	OPPONENT	SCORE BULLS-OPP.	TOTAL RECORD	SK	BULLS H.I. SCORER	BULLS H.I. REBOUNDER	OPPONENT H.I. SCORER	GAME ATTEN.
1	Oct 19	L	@Toronto	100-117	0-1	L1	Lopez-18	Lopez/Markkanen-8	Valanciunas-23	19,800*
2	Oct 21	L	SAN ANTONIO	77-87	0-2	L2	Lopez-16	Markkanen-12	Aldridge-28	21,600*
3	Oct 24	L	@Cleveland	112-119	0-3	L3	Holiday-25	Markkanen-8	James-34	20,562*
4	Oct 26	W	ATLANTA	91-86	1-3	W1	Lopez-16	Markkanen-12	Beltneil-23	21,104*
5	Oct 28	L	OKLAHOMA CITY	69-101	1-4	L1	Markkanen-15	Valentine-9	Anthony-21	21,706*
6	Nov 1	L	@Miami	91-97	1-5	L2	Markkanen-25	Nwaba-11	Dragic-20	19,600*
7	Nov 3	W	@Orlando	105-83	2-5	W1	Holiday-19	Lopez-10	Fournier-21	19,171*
8	Nov 4	L	NEW ORLEANS	90-96(OT)	2-6	L1	Holiday-18	Holiday/Lopez-9	Davis-27	21,254*
9	Nov 7	L	@Toronto	114-119	2-7	L2	Portis-21	Portis-13	DeRozan-24	19,800*
10	Nov 10	L	INDIANA	87-105	2-8	L3	Portis-20	Portis-13	Oladipo-25	22,416*
11	Nov 11	L	@San Antonio	94-133	2-9	L4	Lopez/Portis-17	Portis-6	Gasol-21	18,418*
12	Nov 15	L	@Oklahoma City	79-92	2-10	L5	Markkanen/Blakey-16	Portis-9	Westbrook-21	18,203*
13	Nov 17	W	CHARLOTTE	123-120	3-10	W1	Holiday-27	Markkanen-7	Walker-47	20,493
14	Nov 19	L	@Phoenix	105-113	3-11	L1	Markkanen-26	Markkanen-13	Warren-27	16,264
15	Nov 21	L	@LA Lakers	94-103	3-12	L2	Valentine-17	Markkanen-14	Kuznetsov-22	19,997*
16	Nov 22	L	@Utah	80-110	3-13	L3	Lopez-15	Favors-23	Dunn-9	17,434
17	Nov 24	L	@Golden State	94-143	3-14	L4	Grant-21	Portis-8	Curry-33	19,596*
18	Nov 25	L	MIAMI	93-100	3-15	L5	Grant-24	Valentine-13	Dragic-24	20,828*
19	Nov 28	L	PHOENIX	99-104	3-16	L6	Holiday-25	Markkanen/Valentine-6	Booker-33	16,324
20	Nov 30	L	@Denver	110-111	3-17	L7	Lopez/Markkanen-20	Markkanen-9	Barton-37	15,156
21	Dec 1	L	SACRAMENTO	106-107	3-18	L8	Grant-17	Nwaba-9	Randolph-25	19,268
22	Dec 4	L	CLEVELAND	91-113	3-19	L9	Dunn-15	Portis-9	Love/Wade-24	21,323*
23	Dec 6	L	@Indiana	96-98	3-20	L10	Dunn-18	Valentine-8	Oladipo-27	13,013
24	Dec 8	W	@Charlotte	119-111(OT)	4-20	W1	Markkanen-24	Markkanen-12	Howard-25	14,077
25	Dec 9	W	NEW YORK	104-102	5-20	W2	Mirotic-19	Markkanen-8	Pozzangio-23	20,149
26	Dec 11	W	BOSTON	108-85	6-20	W3	Mirotic-24	Mirotic-8	Horford-15	19,617
27	Dec 13	W	UTAH	103-100	7-20	W4	Mirotic-29	Mirotic-9	Mitchell-32	18,102
28	Dec 15	W	@Milwaukee	115-109	8-20	W5	Portis-27	Portis-12	Middleton/Anetokounmpo-29	16,921
29	Dec 18	W	PHILADELPHIA	117-95	9-20	W6	Mirotic/Dunn-22	Mirotic-13	Serie-27	20,796
30	Dec 20	W	ORLANDO	112-94	10-20	W7	Valentine-16	Mirotic/Valentine-10	Vucevic-18	20,285
31	Dec 21	L	@Cleveland	112-115	10-21	L1	Markkanen-25	Holiday-7	James-34	20,562*
32	Dec 23	L	@Boston	92-117	10-22	L2	Portis-17	Mirotic-9	Iving-25	18,624*
33	Dec 26	W	@Milwaukee	115-106	11-22	W1	Mirotic-24	Nwaba-9	Anetokounmpo-28	18,717*
34	Dec 27	W	NEW YORK	92-87	12-22	W2	Dunn-17	Holiday/Valentine-9	Pozzangio-32	21,683*
35	Dec 29	W	INDIANA	119-107	13-22	W3	Markkanen-32	Markkanen/Grant/Portis-7	Collison-30	21,178*
36	Dec 31	L	@Washington	110-114	13-23	L1	Mirotic-21	Markkanen-9	Beal-39	20,356*
37	Jan 1	L	PORTLAND	120-124(OT)	13-24	L2	Dunn-22	Mirotic-10	McCollum-32	20,660
38	Jan 3	L	TORONTO	115-124	13-25	L3	Holiday-26	Markkanen-12	DeRozan-35	20,056
39	Jan 5	W	@Dallas	127-124	14-25	W1	Dunn-32	Mirotic-10	Matthews-24	20,073
40	Jan 6	L	@Indiana	86-125	14-26	L1	Portis-15	Markkanen/Valentine-5	Oladipo-23	17,923
41	Jan 8	L	HOUSTON	107-116	14-27	L2	Portis-22	Markkanen/Valentine-9	Paul/Gordon-24	17,462
42	Jan 10	W	@New York	122-119(OT)	15-27	W1	Markkanen-33	Markkanen-10	Beasley-26	18,912*
43	Jan 13	W	DETROIT	107-105	16-27	W2	Markkanen-19	Dunn-8	Bradley-26	21,613*
44	Jan 15	W	MIAMI	119-111	17-27	W3	Holiday-25	Markkanen-9	Dragic-22	20,546
45	Jan 17	L	GOLDEN STATE	112-119	17-28	L1	Mirotic-24	Markkanen-8	K. Thompson-38	21,372*
46	Jan 20	W	@Atlanta	113-97	18-28	W1	Lopez-20	LaVine-9	Schroder-18	15,587
47	Jan 22	L	@New Orleans	128-132(OT)	18-29	L1	Grant/Lopez-22	Markkanen-17	Cousins-44	17,101*
48	Jan 24	L	@Philadelphia	101-115	18-30	L2	Portis-22	Portis-12	Embiid-22	20,547*
49	Jan 26	L	LA LAKERS	103-109	18-31	L3	Mirotic-18	Markkanen/Valentine-11	Ingram-25	21,827*
50	Jan 28	L	MILWAUKEE	96-110	18-32	L4	Valentine-18	Markkanen-10	Anetokounmpo-27	21,630
51	Jan 31	L	@Portland	106-124	18-33	L5	LaVine-23	Portis-10	McCollum-50	19,000
52	Feb 3	L	@LA Clippers	103-113	18-34	L6	LaVine-21	Portis-13	Harris/Gallinari-24	19,069*
53	Feb 5	L	@Sacramento	98-104	18-35	L7	LaVine-27	Portis-14	Bogdanovic-16	17,583*
54	Feb 9	W	MINNESOTA	114-113	19-35	W1	LaVine-35	Grant-8	Butler-38	21,558*
55	Feb 10	L	WASHINGTON	90-101	19-36	L1	Holiday-15	Valentine/Markkanen-10	Satoransky-25	21,112*
56	Feb 12	W	ORLANDO	105-101	20-36	W1	Markkanen-21	Holiday-9	Hezonja-24	18,611
57	Feb 14	L	TORONTO	98-122	20-37	L1	Portis-18	Markkanen/Nwaba-6	Lowry/Ibaka-20	21,006*
58	Feb 22	L	PHILADELPHIA	115-116	20-38	L2	Portis-38	Nwaba-9	Simmons-32	21,312*
59	Feb 24	L	@Minnesota	104-122	20-39	L3	LaVine-21	Nwaba-9	Teague-25	18,978*
60	Feb 26	L	@Brooklyn	87-104	20-40	L4	Dunn-23	Valentine-13	Crabbe-21	15,081
61	Feb 27	L	@Charlotte	103-118	20-41	L5	LaVine-21	Portis-10	Walker-31	14,521
62	Mar 2	W	DALLAS	108-100	21-41	W1	Portis-22	Markkanen-12	Barnes-26	21,017
63	Mar 5	L	BOSTON	89-105	21-42	L1	Valentine-20	Vonleh-9	Brown-21	21,286*
64	Mar 7	W	MEMPHIS	119-110	22-42	W1	Markkanen-22	Portis-10	Brooks-29	20,210
65	Mar 9	L	@Detroit	83-99	22-43	L1	Payne-17	Markkanen/Valentine-8	Giffin-25	17,406
66	Mar 11	W	@Atlanta	129-122	23-43	W1	LaVine/Portis-21	Portis-10	Prince-38	15,266
67	Mar 13	L	LA CLIPPERS	106-112	23-44	L1	Portis-19	Portis-9	Jordan-29	20,511
68	Mar 15	W	@Memphis	111-110	24-44	W1	LaVine-20	Vonleh-10	Evans-25	16,551
69	Mar 17	L	CLEVELAND	109-114	24-45	L1	Valentine-34	Portis-15	James-23	22,983*
70	Mar 19	L	@New York	92-110	24-46	L2	Felicio-17	Vonleh-12	Hardaway Jr.-22	18,835
71	Mar 21	L	DENVER	102-135	24-47	L3	Felicio-16	Portis/Vonleh-8	Millsap-22	20,671
72	Mar 23	L	MILWAUKEE	105-118	24-48	L4	Valentine-20	Felicio-11	Muhammad-21	21,698*
73	Mar 24	L	@Detroit	95-117	24-49	L5	Valentine-18	Felicio-9	Tolliver-25	19,139
74	Mar 27	L	@Houston	86-118	24-50	L6	Markkanen-22	Vonleh-12	Gordon-31	18,055
75	Mar 29	L	@Miami	92-103	24-51	L7	Nwaba-15	Portis-16	Richardson-22	19,746*
76	Mar 30	W	@Orlando	90-82	25-51	W1	Kilpatrick/Markkanen-13	Felicio-16	Gordon-18	18,918
77	Apr 1	W	WASHINGTON	113-94	26-51	W2	Markkanen-23	Felicio-8	Porter Jr.-17	20,466
78	Apr 3	W	CHARLOTTE	120-114	27-51	W3	Markkanen-24	Nwaba-9	Howard-23	20,139
79	Apr 6	L	@Boston	104-111	27-52	L1	Kilpatrick-27	Felicio-9	Brown-32	18,624*
80	Apr 7	L	BROOKLYN	96-124	27-53	L2	Kilpatrick-20	Felicio-11	Acy-21	21,669*
81	Apr 9	L	@Brooklyn	105-114	27-54	L3	Kilpatrick-16	Nwaba-10	Crabbe-41	16,167
82	Apr 11	L	DETROIT	87-119	27-55	L4	Markkanen-20	Markkanen/Portis-8	Kennard-23	21,342*

* home sellout



LEFT TO RIGHT: (Front row): Head Athletic Trainer Jeff Tanaka, Antonio Blakeney, Justin Holiday, Cameron Payne, Denzel Valentine, Zach LaVine, Kris Dunn, Jerian Grant, David Nwaba, Ryan Arcidiacono, Equipment Manager John Ligmanowski. (Middle row): Assistant Athletic Trainer Arnold Lee, Sean Kilpatrick, Noah Vonleh, Lauri Markkanen, Omer Asik, Robin Lopez, Bobby Portis, Cristiano Felicio, Paul Zipser, Video Coordinator Paul Miller, Assistant Equipment Manager Steve Pankow. (Back row): Basketball Operations Associate Ryan Nadeau, Physical Therapist Mike Orr, Director of Sports Performance Chip Schaefer, Assistant Coach Randy Brown, Associate Head Coach Jim Boylen, Head Coach Fred Hoiberg, Assistant Coach Pete Myers, Assistant Coach Nate Loenser, Director of Player Development Shawn Respert, Strength Coach Matthew Johnson, Assistant Strength Coach Geoff Puls, Basketball Operations Associate Derrick Mallison.

DRAFT: First Round: Lauri Markkanen (Arizona).

RECORD: 27-55 (FIFTH PLACE)

REGULAR SEASON: Chicago set the franchise record for most 3-pointers made in a single regular season with 906 (previously 651 in 2015-16) ... the Bulls ranked 10th in the NBA in pace (100.33) and second in the league in defensive rebounding percentage (80.6%) ... Markkanen became just the fourth Bulls rookie and first in 18 years to score 1,000 points and total 500 rebounds in a single season ... he also set an NBA rookie record with 10 games in a row with multiple 3-pointers made, and bested the Bulls' rookie record of most threes in a season with 145 (previously 144 by Kirk Hinrich).

PLAYOFFS: Failed to qualify.

HONORS: Kris Dunn was named to the U.S. Team, and Lauri Markkanen to the World Team, for 2018 Mtn Dew Kickstart Rising Stars at NBA All-Star Weekend, as selected by NBA assistant coaches ... Markkanen was also selected to participate in the Taco Bell Skills Challenge on Saturday night, where he won the "biggs" category and finished as runner-up ... Markkanen earned All-Rookie First Team honors.

GAME	DATE	W-L	OPPONENT	SCORE BULLS-OPP.	TOTAL RECORD	SK	BULLS H. SCORER	BULLS H. REBOUNDER	OPPONENT H. SCORER	GAME ATTEN.
1	Oct 18	L	@ Philadelphia	108-127	0-1	L1	LaVine-30	Portis-11	Embiid-30	20,302*
2	Oct 20	L	DETROIT	116-118	0-2	L2	LaVine-33	Portis-14	Griffin-33	21,289*
3	Oct 22	L	@ Dallas	109-115	0-3	L3	LaVine-34	Carter Jr.-9	Matthews-20	18,291*
4	Oct 24	W	CHARLOTTE	112-110	1-3	W1	LaVine-32	Parker-9	Walker-23	18,170
5	Oct 26	L	@ Charlotte	106-135	1-4	L1	LaVine-20	Hutchison/Felicio-7	Walker-30	15,220
6	Oct 27	W	@ Atlanta	97-85	2-4	W1	LaVine-27	LaVine-11	Prince-16	15,549
7	Oct 29	L	GOLDEN STATE	124-149	2-5	L1	Blakeney/LaVine-21	Parker-9	Thompson-52	21,076*
8	Oct 31	L	DENVER	107-108 (OT)	2-6	L2	LaVine-28	Parker-9	Jokic-22	19,027
9	Nov 2	L	INDIANA	105-107	2-7	L3	Blakeney-22	Felicio-9	Oladipo-25	19,704
10	Nov 3	L	HOUSTON	88-96	2-8	L4	LaVine-21	Carter Jr.-13	Harden-25	20,505*
11	Nov 5	W	@ New York	116-115 (2OT)	3-8	W1	LaVine-41	Carter Jr.-13	Kanter-23	19,812*
12	Nov 7	L	@ New Orleans	98-107	3-9	L1	LaVine-22	Portis-13	Davis-32	15,514
13	Nov 10	W	CLEVELAND	99-98	4-9	W1	LaVine-24	LaVine-8	Thompson-22	21,506*
14	Nov 12	L	DALLAS	98-103	4-10	L1	LaVine-26	Carter Jr.-10	Barnes-23	19,012
15	Nov 14	L	@ Boston	82-111	4-11	L2	Harrison-16	LaVine-9	Brown-18	18,624*
16	Nov 16	L	@ Milwaukee	104-123	4-12	L3	Parker-21	Parker-8	Bledsoe-25	17,341*
17	Nov 17	L	TORONTO	83-122	4-13	L4	Blakeney-13	Parker-6	VanVleet-18	21,263*
18	Nov 21	W	PHOENIX	124-116	5-13	W1	LaVine-29	Parker-13	Booker-23	19,014
19	Nov 23	L	MIAMI	96-103	5-14	L1	Holiday-27	Holiday-13	Richardson-27	20,335*
20	Nov 24	L	@ Minnesota	95-111	5-15	L2	LaVine-28	Holiday-11	Towns-35	17,119
21	Nov 26	L	SAN ANTONIO	107-108	5-16	L3	LaVine-28	Parker-10	DeRozan-21	19,006
22	Nov 28	L	@ Milwaukee	113-116	5-17	L4	LaVine/Parker-24	LaVine-9	Antetokounmpo-36	16,660
23	Nov 30	L	@ Detroit	88-107	5-18	L5	Carter Jr.-28	Carter Jr.-7	Griffin/Jackson-20	15,372
24	Dec 1	L	@ Houston	105-121	5-19	L6	LaVine-29	Parker-12	Harden-30	18,055*
25	Dec 4	L	@ Indiana	90-96	5-20	L7	Markkanen-21	Carter Jr.-13	Collison-23	16,446
26	Dec 7	W	OKLAHOMA CITY	114-112	6-20	W1	LaVine-25	Markkanen/Parker-7	Westbrook-24	19,842*
27	Dec 8	L	BOSTON	77-133	6-21	L1	Harrison-20	Felicio-7	Brown-23	20,923*
28	Dec 10	L	SACRAMENTO	89-108	6-22	L2	LaVine-19	Carter Jr./Portis-8	Fox-25	18,164
29	Dec 13	L	@ Orlando	91-97	6-23	L3	LaVine-23	Portis-7	Vucevic-26	20,201*
30	Dec 15	W	@ San Antonio	99-93	7-23	W1	Dunn-24	Dunn/Holiday/Markkanen-7	Aldridge-29	18,354*
31	Dec 17	L	@ Oklahoma City	96-121	7-24	L1	Markkanen/Portis-16	Markkanen-15	George-24	18,203*
32	Dec 19	L	BROOKLYN	93-96	7-25	L2	Dunn-24	Portis-11	Dinwiddie-27	18,065
33	Dec 21	W	ORLANDO	90-80	8-25	W1	Markkanen-32	Holiday-10	Fournier-24	20,436*
34	Dec 23	W	@ Cleveland	112-92	9-25	W2	Markkanen-31	Dunn-8	Nance Jr.-20	19,432*
35	Dec 26	L	MINNESOTA	94-119	9-26	L1	LaVine-28	Carter Jr./Lopez-8	Rose-24	21,052*
36	Dec 28	W	@ Washington	101-82	10-26	W1	LaVine-24	Markkanen-14	Beal-34	20,409*
37	Dec 30	L	@ Toronto	89-95	10-27	L1	Markkanen-18	Carter Jr.-11	Leonard-27	18,800*
38	Jan 2	L	ORLANDO	84-112	10-28	L2	LaVine-16	Vucevic-22	Vucevic-22	19,013
39	Jan 4	L	INDIANA	116-119 (OT)	10-29	L3	LaVine-31	Markkanen-9	Oladipo-36	21,284*
40	Jan 6	L	BROOKLYN	100-117	10-30	L4	LaVine-27	Carter Jr./Harrison-8	Russell-28	18,265
41	Jan 9	L	@ Portland	112-124	10-31	L5	Carter Jr.-22	Hutchison-8	McCollum-24	19,399*
42	Jan 11	L	@ Golden State	109-146	10-32	L6	LaVine-29	Hutchison-6	Thompson-30	19,586*
43	Jan 12	L	@ Utah	102-110	10-33	L7	LaVine-21	Carter Jr.-9	Mitchell-34	18,306*
44	Jan 15	L	@ L.A. Lakers	100-107	10-34	L8	Parker-18	Carter Jr.-10	Bailey-19	18,997*
45	Jan 17	L	@ Denver	105-135	10-35	L9	Markkanen-27	Portis-13	Murray-25	17,289
46	Jan 19	L	MIAMI	103-117	10-36	L10	LaVine-22	Markkanen-9	Richardson-26	20,826*
47	Jan 21	W	@ Cleveland	104-88	11-36	W1	LaVine-25	Hutchison/Lopez-9	Sexton-18	19,432*
48	Jan 23	L	ATLANTA	101-121	11-37	L1	LaVine-23	Hutchison/Portis-7	Collins-35	18,223
49	Jan 25	L	L.A. CLIPPERS	101-106	11-38	L2	LaVine-29	Portis-15	Williams-31	19,354
50	Jan 27	L	CLEVELAND	101-104	11-39	L3	Markkanen-21	Markkanen-15	Burks/Clarkson-18	19,675
51	Jan 29	L	@ Brooklyn	117-122	11-40	L4	LaVine-26	Markkanen-19	Russell-30	12,726
52	Jan 30	W	@ Miami	105-69	12-40	W1	Portis-26	Markkanen-13	Johnson-16	19,600*
53	Feb 2	L	@ Charlotte	118-125	12-41	L1	Portis-33	Markkanen/Portis-9	Walker-37	18,114*
54	Feb 6	L	NEW ORLEANS	120-125	12-42	L2	Markkanen-30	Markkanen-10	Randle-31	18,116
55	Feb 8	W	@ Brooklyn	125-106	13-42	W1	Markkanen-31	Markkanen-18	Russell-23	15,267
56	Feb 9	L	WASHINGTON	125-134	13-43	L1	LaVine-26	Markkanen-11	Beal-31	19,942
57	Feb 11	L	MILWAUKEE	99-112	13-44	L2	LaVine-27	Antetokounmpo-29	Beal-31	18,833
58	Feb 13	W	MEMPHIS	122-110	14-44	W1	Porter Jr.-37	Porter Jr.-10	Bradley-15	19,114
59	Feb 22	W	@ Orlando	110-109	15-44	W2	Markkanen-25	Markkanen-11	Fournier-22	18,846*
60	Feb 23	W	BOSTON	126-116	16-44	W3	LaVine-42	Markkanen-15	Irving-37	21,295*
61	Feb 25	L	MILWAUKEE	106-117	16-45	L1	Lopez/Markkanen-26	Markkanen-12	Middleton/Brogdon-22	20,936*
62	Feb 27	W	@ Memphis	109-107	17-45	W1	LaVine-30	Markkanen-10	Bradley-23	13,711
63	Mar 1	W	@ Atlanta	168-161 (4OT)	18-45	W2	LaVine-47	Markkanen-17	Young-49	15,267
64	Mar 3	L	ATLANTA	118-123	18-46	L1	Markkanen-19	Markkanen-9	Len-28	20,526
65	Mar 5	L	@ Indiana	96-105	18-47	L2	LaVine-27	Markkanen-13	Bogdanovic-27	15,753
66	Mar 6	W	PHILADELPHIA	108-107	19-47	W1	LaVine-39	Lopez/Porter Jr.-9	Butler-22	19,927
67	Mar 8	L	DETROIT	104-112	19-48	L1	LaVine-24	Dunn-7	Griffin-27	21,048*
68	Mar 10	L	@ Detroit	108-131	19-49	L2	Felicio-7	Selden Jr.-18	Griffin-26	19,356
69	Mar 12	L	L.A. LAKERS	107-123	19-50	L3	Lopez-20	Porter Jr.-9	James-36	21,359*
70	Mar 15	L	L.A. CLIPPERS	121-128	19-51	L4	LaVine-31	Lopez/Markkanen-8	Gallinari-27	17,404
71	Mar 17	L	@ Sacramento	102-129	19-52	L5	LaVine-18	Felicio-10	Bagley III-21	17,583*
72	Mar 18	W	@ Phoenix	116-101	20-52	W1	Lopez-24	Markkanen-9	Ayton/Booker-25	15,879
73	Mar 20	W	WASHINGTON	126-120 (OT)	21-52	W2	Markkanen-32	Markkanen-13	Parker-28	19,470
74	Mar 23	L	UTAH	83-114	21-53	L1	Markkanen-18	Gobert-21	Gobert-21	20,506
75	Mar 26	L	@ Toronto	103-112	21-54	L2	Selden Jr.-20	Markkanen-9	Powell-20	19,800*
76	Mar 27	L	PORTLAND	98-118	21-55	L3	Harrison-21	Curry-20	Curry-20	20,227
77	Mar 30	L	TORONTO	101-124	21-56	L4	Lemon Jr.-19	Luwawu-Cabarrot-10	Haka/VanVleet-23	21,238*
78	Apr 1	L	@ New York	105-113	21-57	L5	Lopez-29	Harrison-10	Kornet-24	18,874
79	Apr 3	W	@ Washington	115-114	22-57	W1	Lemon Jr.-24	J. Sampson-9	Bryant/Portis-20	16,616
80	Apr 6	L	PHILADELPHIA	96-116	22-58	L1	J. Sampson-29	Lemon Jr./J. Sampson-9	Redick-23	21,059*
81	Apr 9	L	NEW YORK	86-96	22-59	L2	Ardisiacono-14	Felicio/J. Sampson-8	Smith-25	21,350*
82	Apr 10	L	@ Philadelphia	109-125	22-60	L3	Lemon Jr.-20	Selden Jr.-8	J. Simmons-20	20,197*

* home sellout



LEFT TO RIGHT: (Front row): Equipment Manager John Ligmanowski, Walt Lemon Jr., Antonio Blakeney, Denzel Valentine, Otto Porter Jr., Zach LaVine, Kris Dunn, Shaquille Harrison, Ryan Arcidiacono, Head Athletic Trainer Jeff Tanaka. (middle row): Basketball Operations Associate Chris Kent, Wayne Selden, Chandler Hutchison, Cristiano Felicio, Wendell Carter Jr., Lauri Markkanen, Robin Lopez, JaKarr Sampson, Brandon Sampson, Timothe Luwawu-Cabarrot, Rawle Alkins, Basketball Operations Associate Martin Rancik. (back row): Assistant Athletic Trainer Arnold Lee, Assistant Strength Coach Geoff Puls, Assistant Coach Paul Miller, Physical Therapist Mike Orr, Director of Performance Health Chip Schaefer, Assistant Coach Dean Cooper, Head Coach Jim Boylen, Assistant Coach Pete Myers, Assistant Coach Karen Umlauf, Assistant Coach Nate Loenser, Player Development Coach Shawn Respert, Head Strength Coach Matt Johnson, Assistant Equipment Manager Steve Pankow.

DRAFT: First Round: Coby White (North Carolina); Second Round: Daniel Gafford (Arkansas)

RECORD: 22-60 (FOURTH PLACE)

REGULAR SEASON: The Bulls' rebuild entered its second year with the additions of Wendell Carter Jr. and Chandler Hutchison through the Draft, and veteran Otto Porter Jr. through a trade ... Chicago's young talent continued to develop through a season that included the challenges of injury issues and a head coaching change ... the Bulls started the season 5-19 under Fred Hoiberg before turning the reins over to Jim Boylen, who finished the season 17-41 ... Chicago lost 290 games to injury, most notably with all 82 games lost for Denzel Valentine after he underwent left ankle surgery. Wendell Carter Jr. (38 games), Kris Dunn (34 games), Chandler Hutchison (36 games), Zach LaVine (29 games), Bobby Portis (31 games) and Lauri Markkanen (30 games) also missed significant time ... after the team traded for Porter Jr., starting with a win in his first game in a Bulls uniform at Brooklyn on Feb. 8, Chicago won seven of 12 games before injury issues cropped up again ... the Bulls averaged 117.7 points per game over that stretch ... LaVine played in 63 games, which was his most since his 82-game season in 2015-16, and he posted a career-high 23.7 points per game ... Markkanen again participated in the Mtn Dew Kickstart Rising Stars game at All-Star Weekend in Charlotte.

PLAYOFFS: Failed to qualify.

HONORS: Lauri Markkanen to the World Team, for 2019 Mtn Dew Kickstart Rising Stars at NBA All-Star Weekend, as selected by NBA assistant coaches.

YEAR-BY-YEAR STATISTICS / 1966-1969

(33-48) CHICAGO BULLS FINAL 1966-1967 REGULAR SEASON

PLAYER	G-BS	MIN	FG-FBA	PCT	3FG-FBA	PCT	FT-FTA	PCT	OFF	DEF	TOT	AST	PF-DQ	STL	TO	BLK	PTS	AVG	HI
Rodgers	81-0	3063	538-1377	.391	0-0	---	383-475	.806	0	0	346	908	243-1	0	0	0	1459	18.0	39
Boozler	80-0	2451	538-1104	.487	0-0	---	360-461	.781	0	0	679	90	212-0	0	0	0	1436	18.0	40
Sloan	80-0	2942	525-1214	.432	0-0	---	340-427	.796	0	0	726	170	293-7	0	0	0	1390	17.4	32
Mueller	80-0	2136	422-957	.441	0-0	---	171-280	.658	0	0	497	131	223-2	0	0	0	1015	12.7	31
Kojis	78-0	1655	329-773	.426	0-0	---	134-222	.604	0	0	479	70	204-3	0	0	0	792	10.2	42
McLemore	79-0	1382	258-670	.385	0-0	---	210-272	.772	0	0	374	62	189-2	0	0	0	726	9.2	23
Erickson	76-0	1454	235-641	.367	0-0	---	117-159	.736	0	0	338	119	199-2	0	0	0	587	7.7	28
Washington	77-0	1475	252-604	.417	0-0	---	88-159	.553	0	0	468	56	181-1	0	0	0	592	7.7	24
Clemens	60-0	986	186-444	.419	0-0	---	68-90	.756	0	0	201	39	143-1	0	0	0	440	7.3	21
Chappell	19-0	179	40-89	.449	0-0	---	14-21	.667	0	0	38	12	31-0	0	0	0	94	4.9	12
Ward	76-0	1042	117-307	.381	0-0	---	87-138	.630	0	0	179	130	169-2	0	0	0	321	4.2	16
Wilson (TOT)	55-0	573	85-234	.363	0-0	---	58-86	.674	0	0	206	15	92-0	0	0	0	228	4.1	13
Wilson (CHI)	43-0	448	77-193	.399	0-0	---	45-70	.643	0	0	163	15	73-0	0	0	0	199	4.6	13
Schellhase	31-0	212	40-111	.360	0-0	---	14-22	.636	0	0	29	23	27-0	0	0	0	94	3.0	8
Bowman	9-0	65	8-21	.381	0-0	---	6-8	.750	0	0	28	2	18-0	0	0	0	22	2.4	7
BULLS	81	19490	3565-8505	.419	0-0	---	2037-2784	.732	0	0	4545	1827	2205-21	0	0	0	9167	113.2	141
OPPONENTS	81	19490	3559-7929	.449	0-0	---	2352-3220	.730	0	0	4823	1651	2158-36	0	0	0	9470	116.9	154

(29-53) CHICAGO BULLS FINAL 1967-1968 REGULAR SEASON

PLAYER	G-BS	MIN	FG-FBA	PCT	3FG-FBA	PCT	FT-FTA	PCT	OFF	DEF	TOT	AST	PF-DQ	STL	TO	BLK	PTS	AVG	HI
Boozler	77-0	2988	622-1265	.492	0-0	---	411-535	.768	0	0	756	121	229-1	0	0	0	1655	21.5	42
Robinson (TOT)	75-0	2046	444-1010	.440	0-0	---	289-351	.821	0	0	272	219	184-1	0	0	0	1176	15.7	35
Robinson (CHI)	73-0	2030	441-1000	.441	0-0	---	285-344	.828	0	0	268	214	180-1	0	0	0	1167	16.0	35
Sloan	77-0	2454	369-959	.385	0-0	---	289-386	.749	0	0	591	229	291-11	0	0	0	1027	13.3	35
McLemore	76-0	2100	374-940	.398	0-0	---	216-276	.779	0	0	430	130	219-4	0	0	0	963	12.7	32
Washington	82-0	2525	418-915	.457	0-0	---	187-274	.682	0	0	825	113	233-1	0	0	0	1023	12.5	29
Erickson	78-0	2257	377-940	.401	0-0	---	194-257	.755	0	0	423	267	276-15	0	0	0	948	12.2	34
Rodgers	4-0	129	16-54	.296	0-0	---	9-11	.818	0	0	14	28	11-0	0	0	0	41	10.3	16
Clemens	78-0	1631	301-670	.449	0-0	---	123-170	.724	0	0	375	98	223-4	0	0	0	725	9.3	29
Haskins	76-0	1477	273-650	.420	0-0	---	133-202	.658	0	0	227	165	175-1	0	0	0	679	8.9	28
Barnes (TOT)	79-0	1425	221-499	.443	0-0	---	133-191	.696	0	0	415	55	262-7	0	0	0	575	7.3	27
Barnes (CHI)	37-0	712	120-264	.455	0-0	---	74-103	.718	0	0	204	28	128-3	0	0	0	314	8.5	27
Mueller	35-0	815	91-235	.387	0-0	---	46-82	.561	0	0	167	76	78-1	0	0	0	228	6.5	21
Harding	14-0	305	24-71	.338	0-0	---	17-33	.515	0	0	94	18	35-0	0	0	0	65	4.6	17
Wilburn	3-0	26	5-9	.556	0-0	---	1-4	.250	0	0	10	2	4-0	0	0	0	11	3.7	5
Schellhase	42-0	301	47-138	.341	0-0	---	20-38	.526	0	0	47	37	43-0	0	0	0	114	2.7	15
Spitzer	10-0	44	8-21	.381	0-0	---	2-3	.667	0	0	24	0	4-0	0	0	0	18	1.8	5
Burns	3-0	11	2-7	.286	0-0	---	0-0	---	0	0	2	1	1-0	0	0	0	4	1.3	2
BULLS	82	19805	3488-8138	.429	0-0	---	2006-2718	.738	0	0	4457	1527	2130-42	0	0	0	8982	109.5	132
OPPONENTS	82	19805	3547-7758	.457	0-0	---	2216-3116	.711	0	0	4644	1651	2075-32	0	88	0	9310	113.5	144

(33-49) CHICAGO BULLS FINAL 1968-1969 REGULAR SEASON

PLAYER	G-BS	MIN	FG-FBA	PCT	3FG-FBA	PCT	FT-FTA	PCT	OFF	DEF	TOT	AST	PF-DQ	STL	TO	BLK	PTS	AVG	HI
Boozler	79-0	2872	661-1375	.481	0-0	---	394-489	.806	0	0	614	156	218-2	0	0	0	1716	21.7	33
Robinson	18-0	550	124-293	.423	0-0	---	95-114	.833	0	0	69	57	52-1	0	0	0	343	19.1	36
Haskins	79-0	2874	537-1275	.421	0-0	---	282-361	.781	0	0	359	306	230-0	0	0	0	1356	17.2	30
Sloan	78-0	2939	488-1170	.417	0-0	---	333-447	.745	0	0	619	276	313-6	0	0	0	1309	16.8	43
Washington	80-0	2705	440-1023	.430	0-0	---	241-356	.677	0	0	847	104	226-0	0	0	0	1121	14.0	30
Boerwinkle	80-0	2365	318-831	.383	0-0	---	145-222	.653	0	0	889	178	317-11	0	0	0	781	9.8	23
Clemens	75-0	1444	235-628	.374	0-0	---	82-125	.656	0	0	318	125	163-1	0	0	0	552	7.4	19
Weiss (TOT)	77-0	1478	189-499	.379	0-0	---	128-160	.800	0	0	162	199	174-1	0	0	0	506	6.6	19
Weiss (CHI)	62-0	1236	153-385	.397	0-0	---	101-126	.802	0	0	135	172	150-0	0	0	0	407	6.6	19
Love (TOT)	49-0	542	108-272	.397	0-0	---	71-96	.740	0	0	150	17	59-0	0	0	0	287	5.9	20
Love (CHI)	35-0	315	69-166	.416	0-0	---	42-58	.724	0	0	86	14	37-0	0	0	0	180	5.1	18
Newmark	81-0	1159	185-475	.389	0-0	---	86-139	.619	0	0	347	58	205-7	0	0	0	456	5.6	22
Barnes	10-0	111	23-59	.390	0-0	---	10-19	.526	0	0	30	1	15-0	0	0	0	56	5.6	14
Mueller	52-0	872	75-224	.335	0-0	---	46-90	.511	0	0	193	124	98-1	0	0	0	196	3.8	10
Petersen	38-0	299	44-109	.404	0-0	---	19-27	.704	0	0	41	25	39-0	0	0	0	107	2.8	14
Wilburn	4-0	14	3-8	.375	0-0	---	1-4	.250	0	0	3	1	1-0	0	0	0	7	1.8	4
BULLS	82	19755	3355-8021	.418	0-0	---	1877-2577	.728	0	0	4550	1597	2064-29	0	0	0	8587	104.7	133
OPPONENTS	82	19755	3391-7575	.448	0-0	---	1990-2909	.684	0	0	4536	1655	2069-23	0	540	0	8772	107.0	158

(39-43) CHICAGO BULLS FINAL 1969-1970 REGULAR SEASON

PLAYER	G-65	MIN	FG-FBA	PCT	3FG-FBA	PCT	FT-FTA	PCT	OFF	DEF	TOT	AST	PF-DQ	STL	TO	BLK	PTS	AVG	HI
Walker	78-0	2726	586-1249	.477	0-0	---	483-568	.850	0	0	604	192	203-1	0	0	0	1675	21.5	44
Love	82-0	3123	640-1373	.466	0-0	---	442-525	.842	0	0	712	148	260-2	0	0	0	1722	21.0	47
Haskins	82-0	3214	668-1486	.450	0-0	---	332-424	.783	0	0	378	624	237-0	0	0	0	1688	20.3	38
Sloan	53-0	1822	310-737	.421	0-0	---	207-318	.651	0	0	372	165	179-3	0	0	0	827	15.6	29
Weiss	82-0	2544	365-855	.427	0-0	---	213-253	.842	0	0	227	474	206-0	0	0	0	943	11.5	30
Boerwinkle	81-0	2335	348-775	.449	0-0	---	150-226	.664	0	0	1016	229	255-4	0	0	0	846	10.4	29
Wesley	72-0	1407	270-648	.417	0-0	---	145-219	.662	0	0	455	68	184-1	0	0	0	685	9.5	24
Tucker	33-0	557	97-189	.513	0-0	---	37-45	.822	0	0	113	31	52-0	0	0	0	231	7.0	24
Halimon	38-0	517	96-244	.393	0-0	---	49-73	.671	0	0	68	69	58-0	0	0	0	241	6.3	21
Kauffman	64-0	775	94-221	.425	0-0	---	88-123	.715	0	0	211	76	117-1	0	0	0	276	4.3	14
Manning (TOT)	67-0	777	119-321	.371	0-0	---	42-56	.750	0	0	232	36	122-1	0	0	0	280	4.2	13
Manning (CHI)	38-0	616	87-255	.341	0-0	---	37-48	.771	0	0	197	34	89-1	0	0	0	211	5.6	13
Petersen	31-0	231	33-90	.367	0-0	---	26-39	.667	0	0	26	23	22-0	0	0	0	92	3.0	14
Baum	3-0	13	3-11	.273	0-0	---	0-0	---	0	0	4	0	1-0	0	0	0	6	2.0	6
BULLS	82	19880	3607-8133	.444	0-0	---	2209-2861	.772	0	0	4383	2133	1863-13	0	0	0	9423	114.9	152
OPPONENTS	82	19880	3896-8041	.485	0-0	---	1775-2401	.739	0	0	4302	2143	2214-47	0	1275	0	9567	116.7	146

(51-31) CHICAGO BULLS FINAL 1970-1971 REGULAR SEASON

PLAYER	G-65	MIN	FG-FBA	PCT	3FG-FBA	PCT	FT-FTA	PCT	OFF	DEF	TOT	AST	PF-DQ	STL	TO	BLK	PTS	AVG	HI
Love	81-81	3482	765-1710	.447	0-0	---	513-619	.829	0	0	690	185	259-0	0	0	0	2043	25.2	44
Walker	81-81	2927	650-1398	.465	0-0	---	480-559	.859	0	0	588	179	187-2	0	0	0	1780	22.0	44
Sloan	80-80	3140	592-1342	.441	0-0	---	278-389	.715	0	0	701	281	289-5	0	0	0	1462	18.3	34
Boerwinkle	82-82	2370	357-736	.485	0-0	---	168-232	.724	0	0	1133	397	275-3	0	0	0	882	10.8	26
Fox	82-0	1628	280-611	.458	0-0	---	238-321	.745	0	0	588	196	213-0	0	0	0	799	9.7	22
Weiss	82-47	2237	278-659	.422	0-0	---	226-269	.840	0	0	189	387	216-1	0	0	0	782	9.5	25
Guokas (TOT)	79-35	2213	206-418	.493	0-0	---	101-138	.732	0	0	158	342	189-1	0	0	0	513	6.5	22
Guokas (CHI)	78-35	2208	206-418	.493	0-0	---	101-138	.732	0	0	157	342	189-1	0	0	0	513	6.6	22
King	55-1	845	100-228	.439	0-0	---	64-79	.810	0	0	68	78	55-0	0	0	0	264	4.8	22
Baum	62-0	543	123-293	.420	0-0	---	40-58	.690	0	0	125	31	55-0	0	0	0	286	4.6	20
Collins	55-3	478	92-214	.430	0-0	---	35-45	.778	0	0	54	60	43-0	0	0	0	219	4.0	18
Ruffner	10-0	60	15-35	.429	0-0	---	4-8	.500	0	0	16	2	10-0	0	0	0	34	3.4	19
Halimon	2-0	23	1-8	.125	0-0	---	0-1	.000	0	0	2	4	5-0	0	0	0	2	1.0	2
Holt	6-0	14	1-8	.125	0-0	---	2-3	.667	0	0	4	0	1-0	0	0	0	4	0.7	2
BULLS	82	19755	3460-7660	.452	0-0	---	2150-2721	.790	0	0	4325	2142	1787-12	0	1354	0	9070	110.6	141
OPPONENTS	82	19755	3491-7709	.453	0-0	---	1658-2216	.748	0	0	4031	1914	2099-36	0	1346	0	8640	105.4	136

(57-25) CHICAGO BULLS FINAL 1971-1972 REGULAR SEASON

PLAYER	G-65	MIN	FG-FBA	PCT	3FG-FBA	PCT	FT-FTA	PCT	OFF	DEF	TOT	AST	PF-DQ	STL	TO	BLK	PTS	AVG	HI
Love	79-76	3108	819-1854	.442	0-0	---	399-509	.784	0	0	518	125	235-2	0	0	0	2037	25.8	41
Walker	78-78	2588	619-1225	.505	0-0	---	481-568	.847	0	0	473	178	171-0	0	0	0	1719	22.0	56
Sloan	82-81	3035	535-1206	.444	0-0	---	258-391	.660	0	0	691	211	309-8	0	0	0	1328	16.2	35
Van Lier (TOT)	79-31	2415	334-761	.439	0-0	---	237-300	.790	0	0	357	542	239-5	0	0	0	905	11.5	29
Van Lier (CHI)	69-23	2140	308-671	.456	0-0	---	220-278	.791	0	0	299	491	207-4	0	0	0	832	12.1	29
Weiss	82-63	2450	358-832	.430	0-0	---	212-254	.835	0	0	170	377	212-1	0	0	0	928	11.3	30
Ray	82-28	1872	222-445	.499	0-0	---	134-218	.615	0	0	869	254	296-5	0	0	0	578	7.0	17
Boerwinkle	80-54	2022	219-500	.438	0-0	---	118-180	.656	0	0	897	281	253-4	0	0	0	556	7.0	16
Fox	10-1	133	20-53	.377	0-0	---	20-28	.714	0	0	54	6	21-0	0	0	0	60	6.0	13
Porter	67-0	730	171-403	.424	0-0	---	59-77	.766	0	0	183	24	88-0	0	0	0	401	6.0	21
King	73-1	1014	162-356	.455	0-0	---	89-113	.788	0	0	81	101	103-0	0	0	0	413	5.7	19
Pauk	7-0	60	8-28	.286	0-0	---	7-9	.778	0	0	15	4	7-0	0	0	0	23	3.3	9
Collins	19-0	134	26-71	.366	0-0	---	10-11	.909	0	0	12	10	11-0	0	0	0	62	3.3	14
McIntosh	43-5	405	57-168	.339	0-0	---	21-44	.477	0	0	89	18	41-0	0	0	0	135	3.1	23
Dinkins	18-0	89	17-41	.415	0-0	---	11-20	.550	0	0	20	7	10-0	0	0	0	45	2.5	5
BULLS	82	19780	3539-7853	.451	0-0	---	2039-2700	.755	0	0	4371	2087	1964-24	0	1311	0	9117	111.2	148
OPPONENTS	82	19780	3263-7189	.454	0-0	---	1914-2617	.731	0	0	3828	1853	2041-32	0	1667	0	8440	102.9	130

YEAR-BY-YEAR STATISTICS / 1972-1975

(51-31) CHICAGO BULLS FINAL 1972-1973 REGULAR SEASON

PLAYER	G-GS	MIN	FB-FBA	PCT	3FB-FBA	PCT	FT-FTA	PCT	OFF	DEF	TOT	AST	PF-DQ	STL	TO	BLK	PTS	AVG	HI
Love	82-75	3033	774-1794	.431	0-0	---	347-421	.824	0	0	532	119	240-1	0	0	0	1895	23.1	49
Walker	79-79	2455	597-1248	.478	0-0	---	376-452	.832	0	0	395	179	166-1	0	0	0	1570	19.9	36
Van Lier	80-79	2882	474-1064	.445	0-0	---	166-211	.787	0	0	438	567	269-5	0	0	0	1114	13.9	29
Sloan	69-66	2442	301-733	.411	0-0	---	94-133	.707	0	0	475	151	235-5	0	0	0	696	10.1	31
Heard (TOT)	81-9	1552	350-824	.425	0-0	---	116-178	.652	0	0	453	60	171-1	0	0	0	816	10.1	31
Heard (CHI)	78-9	1535	346-815	.425	0-0	---	115-177	.650	0	0	447	58	167-1	0	0	0	807	10.3	31
Weiss	82-19	2086	279-655	.426	0-0	---	159-189	.841	0	0	148	295	151-1	0	0	0	717	8.7	24
Ray	73-50	2009	254-516	.492	0-0	---	117-189	.619	0	0	797	271	232-5	0	0	0	625	8.6	22
McIntosh	3-0	33	8-13	.615	0-0	---	0-2	.000	0	0	9	1	4-0	0	0	0	16	5.3	8
Porter	43-0	407	98-217	.452	0-0	---	22-29	.759	0	0	118	16	52-1	0	0	0	218	5.1	18
Awtrey (TOT)	82-34	1687	146-305	.479	0-0	---	86-153	.562	0	0	447	224	234-6	0	0	0	378	4.6	13
Awtrey (CHI)	79-32	1650	143-298	.480	0-0	---	85-149	.570	0	0	433	222	226-6	0	0	0	371	4.7	13
King	65-1	785	116-263	.441	0-0	---	44-52	.846	0	0	76	81	76-0	0	0	0	276	4.2	20
Bierwinkle	8-0	176	9-24	.375	0-0	---	12-20	.600	0	0	54	40	22-0	0	0	0	30	3.8	7
Garrett	35-0	211	52-118	.441	0-0	---	21-31	.677	0	0	61	8	29-0	0	0	0	125	3.6	11
Russell	23-0	131	29-77	.377	0-0	---	16-18	.889	0	0	17	15	12-0	0	0	0	74	3.2	11
BULLS	82	19805	3480-7835	.444	0-0	---	1574-2073	.759	0	0	4000	2023	1881-26	0	1357	0	8534	104.1	130
OPPONENTS	82	19805	3343-7098	.471	0-0	---	1562-2080	.751	0	0	3915	1910	2002-38	0	1675	0	8248	100.6	127

(54-28) CHICAGO BULLS FINAL 1973-1974 REGULAR SEASON

PLAYER	G-GS	MIN	FB-FBA	PCT	3FB-FBA	PCT	FT-FTA	PCT	OFF	DEF	TOT	AST	PF-DQ	STL	TO	BLK	PTS	AVG	HI
Love	82-76	3292	731-1752	.417	0-0	---	323-395	.818	183	309	492	130	221-1	84	0	28	1785	21.8	43
Walker	82-82	2661	572-1178	.486	0-0	---	439-502	.875	131	275	406	200	201-1	68	0	4	1583	19.3	39
Van Lier	80-78	2863	427-1051	.406	0-0	---	268-370	.778	114	263	377	548	282-4	162	0	7	1142	14.3	30
Sloan	71-77	2860	412-921	.447	0-0	---	194-273	.711	150	406	556	149	273-3	183	0	10	1018	13.2	25
Porter	73-4	1229	296-658	.450	0-0	---	92-115	.800	86	199	285	32	116-0	23	0	39	684	9.4	25
Ray	80-72	2632	313-612	.511	0-0	---	121-189	.608	285	692	977	246	281-5	58	0	173	747	9.3	24
Weiss	79-11	1708	263-564	.468	0-0	---	142-170	.835	32	71	103	303	156-0	104	0	12	688	8.5	24
Garrett	41-0	373	68-184	.370	0-0	---	21-32	.658	31	39	70	11	43-0	5	0	9	157	3.8	16
Bierwinkle	46-9	602	58-119	.487	0-0	---	42-60	.700	53	160	213	94	80-0	16	0	18	158	3.4	16
Hummer	18-0	186	23-46	.500	0-0	---	14-28	.500	13	24	37	13	30-0	3	0	1	60	3.3	12
Adelman	55-0	618	64-170	.376	0-0	---	54-76	.711	16	53	69	56	63-0	36	0	1	182	3.3	12
Awtrey	68-1	756	65-123	.528	0-0	---	54-94	.574	49	125	174	86	128-3	22	0	14	184	2.7	10
BULLS	82	19780	3292-7378	.446	0-0	---	1784-2314	.771	1143	2616	3759	1868	1874-17	784	1690	316	8368	102.0	130
OPPONENTS	82	19780	3336-7246	.460	0-0	---	1425-1847	.712	1136	2734	3870	1830	2200-34	614	1880	406	8097	98.7	124

(47-35) CHICAGO BULLS FINAL 1974-1975 REGULAR SEASON

PLAYER	G-GS	MIN	FB-FBA	PCT	3FB-FBA	PCT	FT-FTA	PCT	OFF	DEF	TOT	AST	PF-DQ	STL	TO	BLK	PTS	AVG	HI
Love	61-57	2401	539-1256	.429	0-0	---	264-318	.830	99	286	385	102	209-3	63	0	12	1342	22.0	39
Walker	76-76	2452	524-1076	.487	0-0	---	413-480	.860	114	318	432	169	181-0	49	0	6	1461	19.2	39
Van Lier	70-69	2590	407-970	.420	0-0	---	236-298	.792	86	242	328	403	245-5	139	0	14	1050	15.0	42
Sloan	78-76	2577	380-865	.439	0-0	---	193-258	.748	177	361	538	161	265-5	171	0	17	953	12.2	27
Adelman	12-8	340	43-104	.413	0-0	---	28-39	.718	6	20	26	35	31-0	16	0	1	114	9.5	16
Block (TOT)	54-14	939	159-346	.460	0-0	---	114-144	.792	69	163	232	51	121-0	42	0	32	432	8.0	29
Block (CHI)	50-13	882	150-317	.473	0-0	---	105-134	.784	63	151	214	44	110-0	38	0	31	405	8.1	29
Thurmond	80-77	2756	250-886	.364	0-0	---	132-224	.589	259	645	904	328	271-6	46	0	195	632	7.9	25
Garrett	70-3	1183	228-474	.481	0-0	---	77-97	.794	80	167	247	43	124-0	24	0	13	533	7.6	21
Goukas	82-12	2089	255-500	.510	0-0	---	78-103	.757	24	115	139	178	154-1	45	0	17	588	7.2	20
Hewitt	18-9	467	56-129	.434	0-0	---	14-23	.609	30	86	116	24	46-1	9	0	10	126	7.0	17
Wilson	48-1	425	115-225	.511	0-0	---	46-58	.793	18	34	52	36	54-1	22	0	1	276	5.8	20
Bierwinkle	80-5	1175	132-271	.487	0-0	---	73-95	.768	105	275	380	272	163-0	25	0	45	337	4.2	17
Johnson	38-3	291	53-118	.449	0-0	---	37-58	.638	32	62	94	20	57-1	10	0	11	143	3.8	16
Benbow	39-1	252	35-94	.372	0-0	---	15-18	.833	14	24	38	25	41-0	11	0	6	85	2.2	8
BULLS	82	19880	3167-7085	.447	0-0	---	1711-2203	.777	1107	2786	3893	1840	1952-23	668	1482	379	8045	98.1	128
OPPONENTS	82	19880	3167-7070	.448	0-0	---	1457-1900	.767	1008	2647	3655	1686	2168-37	625	1580	404	7791	95.0	123

(24-58) CHICAGO BULLS FINAL 1975-1976 REGULAR SEASON

PLAYER	G-GS	MIN	FG-FGA	PCT	3FG-FBA	PCT	FT-FTA	PCT	OFF	DEF	TOT	AST	PF-DQ	STL	TOT	BLK	PTS	AVG	HI
Love	76-64	2823	543-1391	.390	0-0	---	362-452	.801	191	319	510	145	233-3	63	---	10	1448	19.1	40
Johnson	81-72	2380	478-1033	.463	0-0	---	283-360	.786	279	479	758	130	292-8	93	---	66	1239	15.3	30
Van Lier	76-72	3026	361-987	.366	0-0	---	235-319	.737	138	272	410	500	298-9	150	---	26	957	12.6	28
Garrett	14-4	324	57-131	.435	0-0	---	38-44	.864	27	48	75	7	32-0	8	---	4	152	10.9	22
Marin (TOT)	79-21	1909	343-812	.422	0-0	---	161-188	.856	69	183	252	141	164-0	45	---	11	847	10.7	34
Marin (CHI)	67-13	1631	302-718	.421	0-0	---	134-155	.865	59	153	212	118	134-0	38	---	5	738	11.0	34
Sloan	22-20	617	84-210	.400	0-0	---	55-78	.705	40	76	116	22	77-1	27	---	5	223	10.1	21
Laskowski	71-40	1570	284-690	.412	0-0	---	87-120	.725	52	167	219	55	90-0	56	---	10	655	9.2	29
Boerwinkle	74-61	2045	265-530	.500	0-0	---	118-177	.667	263	529	792	283	263-9	47	---	52	648	8.8	31
Wilson	58-10	856	197-489	.403	0-0	---	43-58	.741	32	62	94	52	96-1	25	---	2	437	7.5	28
Benbow	76-22	1586	219-551	.397	0-0	---	105-140	.750	65	111	176	158	188-1	62	---	11	543	7.1	19
Pondexter	75-31	1326	156-380	.411	0-0	---	122-182	.670	113	268	381	90	134-4	28	---	26	434	5.8	22
Gukas	18-0	278	36-74	.486	0-0	---	9-11	.818	4	12	16	28	23-0	5	---	1	81	4.5	12
Thurmond	13-0	260	20-45	.444	0-0	---	8-18	.444	14	57	71	26	15-0	4	---	12	48	3.7	8
Patterson (TOT)	66-1	918	84-220	.382	0-0	---	34-54	.630	80	148	228	80	93-1	16	---	16	202	3.1	13
Patterson (CHI)	52-1	782	69-182	.379	0-0	---	26-44	.591	73	127	200	71	82-1	13	---	11	164	3.2	13
Fernsten (TOT)	37-0	268	33-86	.384	0-0	---	26-37	.703	25	45	70	19	21-0	7	---	14	92	2.5	8
Fernsten (CHI)	33-0	259	33-84	.393	0-0	---	26-37	.703	25	44	69	19	20-0	7	---	14	92	2.8	8
Block	2-0	7	2-4	.500	0-0	---	0-2	.000	0	2	2	0	2-0	1	---	0	4	2.0	4
BULLS	82	19780	3106-7499	.414	0-0	---	1651-2197	.751	1375	2726	4101	1704	1771-37	627	1377	255	7863	95.9	130
OPPONENTS	82	19780	3246-6946	.467	0-0	---	1609-2137	.753	930	2809	3739	1669	2081-31	615	1458	461	8101	98.8	124

(44-38) CHICAGO BULLS FINAL 1976-1977 REGULAR SEASON

PLAYER	G-GS	MIN	FG-FGA	PCT	3FG-FBA	PCT	FT-FTA	PCT	OFF	DEF	TOT	AST	PF-DQ	STL	TOT	BLK	PTS	AVG	HI
Gilmore	82-82	2877	570-1091	.522	0-0	---	387-586	.660	313	757	1070	199	266-4	44	0	203	1527	18.6	42
Johnson	81-81	2847	538-1205	.446	0-0	---	324-407	.796	297	531	828	195	315-10	103	0	64	1400	17.3	37
Holland	79-70	2423	509-1120	.454	0-0	---	158-192	.823	78	175	253	253	201-3	169	0	16	1176	14.9	30
May	72-61	2369	431-955	.451	0-0	---	188-227	.828	141	296	437	145	185-2	78	0	17	1050	14.6	25
Love	14-13	496	68-201	.338	0-0	---	35-46	.761	38	35	73	23	47-1	8	0	2	171	12.2	22
Van Lier	82-81	3097	300-729	.412	0-0	---	238-306	.778	108	262	370	636	268-3	129	0	16	838	10.2	27
Mengel	61-1	1178	209-458	.456	0-0	---	89-113	.788	29	81	110	114	102-2	37	0	4	507	8.3	26
Marin	54-7	869	167-359	.465	0-0	---	31-39	.785	27	64	91	62	85-0	13	0	6	365	6.8	18
McCracken	9-0	119	18-47	.383	0-0	---	11-18	.611	6	10	16	14	17-0	6	0	0	47	5.2	13
Laskowski	47-5	562	75-212	.354	0-0	---	27-30	.900	16	47	63	44	22-0	32	0	2	177	3.8	15
Boerwinkle	82-0	1070	134-273	.491	0-0	---	34-63	.540	101	211	312	189	147-0	19	0	19	302	3.7	19
Kropp	53-7	480	73-152	.480	0-0	---	28-41	.683	21	26	47	39	77-1	18	0	1	174	3.3	18
Pondexter	78-2	996	107-257	.416	0-0	---	42-65	.646	77	159	236	41	82-0	34	0	11	256	3.3	12
Fernsten	5-0	61	3-15	.200	0-0	---	8-11	.727	9	7	16	6	9-0	1	0	3	14	2.8	5
Hicks (TOT)	37-0	262	41-89	.461	0-0	---	11-13	.846	26	40	66	24	37-0	8	0	0	93	2.5	12
Hicks (CHI)	36-0	255	41-87	.471	0-0	---	11-13	.846	25	40	65	23	36-0	7	0	0	93	2.7	12
Starr	17-0	65	6-24	.250	0-0	---	2-2	1.000	6	4	10	6	11-0	1	0	0	14	0.8	4
Smith	2-0	11	0-1	.000	0-0	---	0-0	---	0	0	0	0	1-0	0	0	0	0	0.0	0
BULLS	82	19805	3249-7186	.452	0-0	---	1613-2159	.747	1282	2705	3997	1889	1871-26	689	1552	364	8111	98.9	120
OPPONENTS	82	19805	3306-7095	.486	0-0	---	1425-1907	.747	1055	2539	3614	1917	2186-31	723	1598	460	8037	98.0	125

(40-42) CHICAGO BULLS FINAL 1977-1978 REGULAR SEASON

PLAYER	G-GS	MIN	FG-FGA	PCT	3FG-FBA	PCT	FT-FTA	PCT	OFF	DEF	TOT	AST	PF-DQ	STL	TOT	BLK	PTS	AVG	HI
Gilmore	82-82	3067	704-1260	.559	0-0	---	471-669	.704	318	753	1071	263	261-4	42	368	181	1879	22.9	38
Johnson	81-81	2870	561-1215	.462	0-0	---	362-446	.812	218	520	738	267	317-8	92	270	68	1484	18.3	39
Holland	82-81	2884	568-1285	.443	0-0	---	223-279	.799	105	189	294	313	258-4	164	223	14	1361	16.6	36
May	55-55	1802	280-617	.454	0-0	---	175-218	.810	118	214	332	114	170-4	50	125	6	735	13.4	27
Mengel	81-8	1767	325-675	.481	0-0	---	116-238	.773	41	88	129	232	169-0	51	124	4	834	10.3	27
Russell	36-5	789	133-304	.438	0-0	---	49-57	.860	31	52	83	61	63-1	19	35	4	315	8.8	24
Van Lier	78-75	2524	200-477	.419	0-0	---	172-229	.751	86	198	284	531	279-9	144	200	5	572	7.3	23
Landesberger	62-15	926	127-251	.506	0-0	---	91-157	.580	110	191	301	41	78-0	21	69	6	345	5.6	25
Weatherspoon	41-0	611	86-194	.443	0-0	---	37-42	.881	57	68	125	32	74-0	19	49	10	209	5.1	17
Dickey (TOT)	47-1	433	87-198	.439	0-0	---	30-36	.833	36	61	97	21	56-0	14	40	4	204	4.3	18
Dickey (CHI)	25-1	220	27-68	.397	0-0	---	14-19	.737	15	33	48	10	27-0	4	23	2	68	2.7	11
Armstrong	68-0	716	131-280	.468	0-0	---	22-27	.815	24	44	68	74	42-0	23	58	0	284	4.3	22
Sheppard	64-7	698	119-262	.454	0-0	---	37-56	.661	67	64	131	43	72-0	14	46	3	275	4.3	22
Boerwinkle	22-0	227	23-50	.460	0-0	---	10-13	.769	14	45	59	44	36-0	3	26	4	56	2.5	10
Pondexter	44-0	534	37-85	.435	0-0	---	14-20	.700	36	94	130	87	66-0	19	30	15	88	2.0	14
Ard (TOT)	15-0	125	8-17	.471	0-0	---	3-5	.600	9	27	36	8	19-0	0	14	0	19	1.3	4
Ard (CHI)	14-0	116	8-16	.500	0-0	---	2-3	.667	8	24	32	7	18-0	0	14	0	18	1.3	4
Hansen	2-0	4	0-2	.000	0-0	---	0-0	---	0	0	0	0	0-0	0	1	0	0	0.0	0
BULLS	82	19755	3330-7041	.473	0-0	---	1863-2471	.754	1248	2577	3825	2119	1930-30	665	1667	322	8523	103.9	131
OPPONENTS	82	19755	3565-7273	.490	0-0	---	1466-1880	.740	1065	2367	3432	2076	2199-46	777	1479	451	8596	104.8	135

YEAR-BY-YEAR STATISTICS / 1978-1981

(31-51) CHICAGO BULLS FINAL 1978-1979 REGULAR SEASON

PLAYER	G-GS	MIN	FB-FBA	PCT	3FB-FBA	PCT	FT-FTA	PCT	OFF	DEF	TOT	AST	PF-QD	STL	TO	BLK	PTS	AVG	HI
Gilmore	82-82	3265	753-1310	.575	0-0	---	434-587	.739	293	750	1043	274	280-2	50	310	156	1940	23.7	41
Theus	82-80	2753	537-1119	.480	0-0	---	264-347	.761	92	136	228	429	270-2	93	303	18	1338	16.3	30
M. Johnson	82-74	2584	496-1105	.449	0-0	---	273-329	.830	193	434	627	380	286-9	88	312	59	1265	15.4	33
Holland	82-56	2483	445-940	.473	0-0	---	141-176	.801	78	176	254	330	240-9	122	185	12	1031	12.6	32
Mengelt	75-20	1705	338-689	.491	0-0	---	150-182	.824	25	93	118	187	148-1	46	120	4	826	11.0	26
O. Johnson	71-34	1734	281-540	.520	0-0	---	88-110	.800	58	169	227	163	182-2	54	114	33	650	9.2	24
Landsberger	80-44	1959	278-585	.475	0-0	---	91-194	.468	292	450	742	68	125-0	27	149	22	647	8.1	21
Brown	77-4	1265	152-317	.479	0-0	---	84-98	.857	83	155	238	104	180-5	18	89	10	388	5.0	14
May	37-8	403	59-136	.434	0-0	---	30-40	.750	14	50	64	39	51-0	22	51	1	148	4.0	15
Dudley	43-8	684	45-125	.360	0-0	---	28-42	.667	25	61	86	116	82-0	32	64	1	118	2.7	14
Sheppard	22-0	203	24-51	.471	0-0	---	12-19	.632	16	12	28	15	16-0	5	21	0	60	2.7	11
Armstrong	26-0	259	28-70	.400	0-0	---	10-13	.769	7	13	20	31	22-0	10	21	0	66	2.5	8
Lloyd (TOT)	72-0	496	42-122	.344	0-0	---	27-47	.574	49	47	96	32	92-0	10	51	8	111	1.5	11
Lloyd (CHI)	67-0	465	42-120	.350	0-0	---	27-47	.574	48	45	93	32	86-0	9	43	8	111	1.7	11
Wakefield	2-0	8	0-1	.000	0-0	---	0-0	---	0	0	0	1	2-0	0	2	0	0	0.0	0
BULLS	82	19780	3478-7108	.489	0-0	---	1632-2184	.747	1224	2544	3768	2169	1970-30	576	1813	324	8588	104.7	148
OPPONENTS	82	19780	3682-7408	.497	0-0	---	1549-2029	.763	1095	2377	3472	2146	2093-38	844	1468	503	8913	108.7	143

(30-52) CHICAGO BULLS FINAL 1979-1980 REGULAR SEASON

PLAYER	G-GS	MIN	FB-FBA	PCT	3FB-FBA	PCT	FT-FTA	PCT	OFF	DEF	TOT	AST	PF-QD	STL	TO	BLK	PTS	AVG	HI
Theus	82-82	3029	566-1172	.483	28-105	.267	500-597	.838	143	186	329	515	262-4	114	348	20	1660	20.2	32
Gilmore	48-48	1568	305-513	.595	0-0	---	245-344	.712	108	324	432	133	167-8	29	133	59	855	17.8	32
Greenwood	82-82	2791	498-1051	.474	1-7	.143	337-416	.810	223	550	773	182	313-8	60	210	129	1334	16.3	31
Sobers	82-82	2673	470-1002	.469	21-68	.309	200-239	.837	75	167	242	426	294-4	136	282	17	1161	14.2	33
May	54-53	1298	284-587	.450	0-4	.000	144-172	.837	78	140	218	104	126-2	45	77	5	672	12.4	26
Jones (TOT)	74-0	1448	257-506	.508	0-0	---	146-201	.726	114	254	368	101	207-0	28	122	42	660	8.9	24
Jones (CHI)	53-0	1170	207-387	.535	0-0	---	119-165	.721	83	213	296	90	159-0	24	102	37	533	10.1	24
Smith	30-0	496	97-230	.422	8-35	.229	57-63	.905	22	32	54	42	51-0	25	33	7	259	8.6	22
Landsberger	54-16	1136	183-346	.529	0-0	---	87-166	.524	157	293	450	32	113-1	23	75	17	453	8.4	25
Johnson	79-1	1535	282-527	.497	1-11	.091	82-93	.882	50	113	163	161	165-0	59	96	24	607	7.7	21
Dietrick	79-40	1830	227-500	.454	1-9	.111	90-118	.763	101	282	383	216	230-2	89	112	51	545	6.9	19
Mengelt	36-0	367	90-166	.542	0-6	.000	39-49	.796	3	20	23	38	54-0	10	36	0	219	6.1	21
Mack (TOT)	50-0	681	98-199	.492	0-5	.000	38-51	.745	32	39	71	53	50-0	24	35	3	234	4.7	18
Mack (CHI)	23-0	526	77-149	.517	0-4	.000	29-33	.879	25	24	49	33	34-0	20	26	3	183	8.0	18
Beshore	68-0	869	88-250	.352	10-26	.385	58-87	.667	16	47	63	139	105-0	58	104	5	244	3.6	15
Awtrye	26-6	560	27-60	.450	0-0	---	32-50	.640	29	86	115	40	68-0	12	27	15	86	3.3	9
Brown	4-0	37	1-3	.333	0-0	---	0-0	---	2	8	10	1	4-0	0	0	3	2	0.5	2
BULLS	82	19905	3362-6943	.484	70-275	.255	2019-2582	.779	1115	2465	3580	2152	2146-26	704	1884	392	8813	107.5	145
OPPONENTS	82	19905	3585-7222	.496	54-199	.271	1811-2358	.768	1159	2345	3504	2109	2203-38	846	1543	498	9035	110.2	136

(45-37) CHICAGO BULLS FINAL 1980-1981 REGULAR SEASON

PLAYER	G-GS	MIN	FB-FBA	PCT	3FB-FBA	PCT	FT-FTA	PCT	OFF	DEF	TOT	AST	PF-QD	STL	TO	BLK	PTS	AVG	HI
Theus	82-82	2820	543-1097	.495	18-90	.200	445-550	.809	124	163	287	426	258-1	122	259	20	1549	18.9	32
Gilmore	82-82	2832	547-816	.670	0-0	---	375-532	.705	220	608	828	172	295-2	47	236	198	1469	17.9	31
Greenwood	82-82	2710	481-998	.486	0-2	.000	217-290	.748	243	481	724	218	282-5	77	192	124	1179	14.4	28
Kenon	77-70	2161	454-946	.480	0-0	---	180-245	.735	179	219	398	120	160-2	75	161	18	1088	14.1	32
Sobers	71-0	1803	355-769	.462	17-66	.258	231-247	.935	46	98	144	284	225-3	98	206	17	958	13.5	29
Wilkinson	80-49	2238	330-715	.462	1-10	.100	137-163	.840	86	196	282	272	170-0	102	175	23	798	10.0	28
Jones	81-9	1574	245-507	.483	0-0	---	125-161	.776	127	274	401	99	200-1	40	126	36	615	7.6	29
May	63-2	815	165-338	.488	0-0	---	113-149	.758	62	93	155	63	83-0	35	7	7	443	7.0	20
Dietrick	82-0	1243	146-320	.456	2-6	.333	77-111	.694	79	186	265	118	176-1	48	88	53	371	4.5	16
Wilkes	48-1	540	85-184	.462	0-1	.000	29-42	.690	36	60	96	30	86-0	25	34	12	199	4.1	21
Lester	8-0	83	10-24	.417	0-0	---	10-11	.909	3	3	6	7	5-0	2	9	0	30	3.8	9
Worthen	64-33	945	95-192	.495	0-4	.000	45-60	.750	22	93	115	115	115-0	57	91	6	235	3.7	18
Mack	3-0	16	1-6	.167	0-0	---	1-2	.500	0	1	1	1	3-0	1	0	0	3	1.0	2
BULLS	82	19780	3457-6903	.491	30-179	.212	1985-2563	.774	1227	2475	3702	1925	2058-15	729	1672	514	8837	109.0	134
OPPONENTS	82	19780	3527-7209	.489	52-223	.233	1869-2211	.755	1145	2096	3241	1950	2135-42	784	1502	441	8775	107.0	135

(34-48) CHICAGO BULLS FINAL 1981-1982 REGULAR SEASON

PLAYER	G-6S	MIN	FG-FBA	PCT	3FG-FBA	PCT	FT-FTA	PCT	OFF	DEF	TOT	AST	PF-DQ	STL	TO	BLK	PTS	AVG	HI
Gilmore	82-82	2786	548-837	.652	1-1	1.000	424-552	.768	224	611	835	136	287-4	49	227	220	1517	18.5	33
Theus	82-82	2838	560-1194	.469	25-100	.250	363-449	.808	115	197	312	476	243-1	87	277	16	1508	18.4	36
Greenwood	82-82	2914	480-1014	.473	0-3	.000	240-291	.825	192	594	786	262	292-1	70	180	93	1200	14.6	35
Sobers	80-6	1938	369-801	.453	19-76	.250	195-254	.768	37	105	142	301	238-6	73	217	18	940	11.8	28
Lester	75-74	2252	328-657	.501	4-8	.500	208-256	.813	75	138	213	362	159-2	80	185	14	870	11.6	27
Jones	78-18	2040	303-572	.530	1-1	1.000	172-238	.723	156	351	507	114	217-0	49	155	36	779	10.0	21
Woolridge	75-12	1188	202-394	.513	0-3	.000	144-206	.699	82	145	227	81	152-1	23	107	24	548	7.3	24
Kenon	60-30	1036	192-412	.466	0-0	---	50-88	.568	72	108	180	65	71-0	30	82	7	434	7.2	22
Wilkes	57-22	862	128-256	.481	0-1	.000	58-80	.725	62	97	159	64	112-0	30	62	18	314	5.5	20
Blume	49-2	546	102-222	.459	4-18	.222	18-28	.643	14	27	41	68	57-0	23	54	2	226	4.6	18
Jackson (TOT)	49-0	478	79-172	.459	0-0	---	38-49	.776	35	28	63	27	48-0	14	24	3	196	4.0	17
Jackson (CHI)	38-0	412	69-146	.473	0-0	---	32-39	.821	28	23	51	22	43-0	11	18	3	170	4.5	17
Robinson	3-0	29	3-9	.333	0-0	---	4-4	1.000	3	0	3	0	1-0	0	1	0	10	3.3	6
Dietrich	74-0	999	92-200	.460	0-1	.000	38-54	.704	63	125	188	67	131-1	49	44	30	222	3.0	12
Burkman	6-0	30	0-4	.000	0-1	.000	5-6	.833	2	4	6	5	6-0	6	3	2	5	0.8	2
BULLS	82	19880	3389-6728	.501	54-213	.254	1951-2545	.767	1125	2525	3650	2043	2008-16	580	1636	483	8743	106.6	140
OPPONENTS	82	19880	3389-6728	.501	54-213	.254	1951-2545	.767	1125	2525	3650	2043	2008-16	580	1636	483	8743	106.6	140

(28-54) CHICAGO BULLS FINAL 1982-1983 REGULAR SEASON

PLAYER	G-6S	MIN	FG-FBA	PCT	3FG-FBA	PCT	FT-FTA	PCT	OFF	DEF	TOT	AST	PF-DQ	STL	TO	BLK	PTS	AVG	HI
Theus	82-81	2856	749-1567	.478	21-81	.231	434-542	.801	91	209	300	484	281-6	143	321	17	1953	23.8	46
Woolridge	57-38	1627	361-622	.580	0-3	.000	217-340	.638	122	176	298	97	177-1	38	157	44	939	16.5	34
Dailey	76-32	2081	470-1008	.466	5-25	.200	206-282	.730	87	173	260	280	248-7	72	205	10	1151	15.1	30
Corzine	82-71	2496	457-920	.497	0-2	.000	232-322	.720	243	474	717	154	242-4	47	228	109	1146	14.0	35
Higgins	82-42	2196	313-698	.448	13-41	.317	209-264	.792	159	207	366	175	248-3	66	127	65	848	10.3	25
Greenwood	79-61	2355	312-686	.455	0-4	.000	165-233	.708	217	548	765	151	261-5	54	154	90	789	10.0	27
Olberding	80-31	1817	251-522	.481	2-12	.167	194-248	.782	108	250	358	131	246-3	50	152	9	698	8.7	28
Lester	65-38	1437	209-446	.453	0-5	.000	124-171	.725	46	126	172	332	121-2	51	134	6	528	8.1	21
Jackson	78-3	1309	192-426	.467	2-13	.154	92-126	.730	87	92	179	105	132-0	64	83	11	492	6.3	17
Oldham	16-0	171	31-58	.534	0-0	---	12-22	.545	18	29	47	5	30-1	5	13	13	74	4.6	17
Jones	49-2	673	86-193	.446	0-0	---	47-75	.627	56	139	195	40	90-0	18	66	14	219	4.5	19
Bradley	58-11	683	82-159	.516	1-5	.200	36-45	.800	27	78	105	106	91-0	49	59	10	201	3.5	19
Bratz	15-0	140	14-42	.333	1-8	.125	10-13	.769	3	16	19	23	20-0	7	14	0	39	2.6	10
Spriggs	9-0	39	8-20	.400	0-0	---	5-7	.714	2	7	9	3	3-0	1	2	2	21	2.3	6
Kenon	5-0	25	2-6	.333	0-0	---	0-0	---	1	3	4	0	2-0	1	2	0	4	0.8	2
BULLS	82	19905	3537-7373	.480	45-209	.215	1983-2890	.737	1267	2527	3794	2086	2182-32	666	1743	400	9102	111.0	147
OPPONENTS	82	19905	3816-7712	.485	46-176	.261	1825-2438	.749	1197	2456	3653	2230	2286-39	845	1462	633	9503	115.9	152

(27-55) CHICAGO BULLS FINAL 1983-1984 REGULAR SEASON

PLAYER	G-6S	MIN	FG-FBA	PCT	3FG-FBA	PCT	FT-FTA	PCT	OFF	DEF	TOT	AST	PF-DQ	STL	TO	BLK	PTS	AVG	HI
Woolridge	75-74	2544	570-1086	.525	1-2	.500	303-424	.715	130	239	369	136	253-6	71	188	60	1444	19.3	33
Dailey	82-42	2449	583-1229	.474	4-32	.125	321-396	.811	61	174	235	254	216-4	109	220	11	1491	18.2	44
Wiggins	82-40	2123	399-890	.448	7-29	.241	213-287	.742	138	180	328	187	278-8	106	139	11	1018	12.4	28
Corzine	82-82	2674	385-824	.467	3-9	.333	231-275	.840	169	406	575	202	227-3	58	175	120	1004	12.2	29
Greenwood	78-76	2718	369-753	.480	0-1	.000	213-289	.737	214	572	786	139	265-9	67	149	72	951	12.2	32
Johnson (TOT)	81-21	1487	302-540	.559	0-0	---	165-287	.575	162	258	418	81	307-15	37	164	69	769	9.5	24
Johnson (CHI)	31-8	594	113-198	.571	0-0	---	64-110	.582	68	98	166	18	119-8	15	59	21	290	9.4	23
Theus	31-6	601	92-237	.388	3-15	.200	84-108	.778	21	25	46	142	78-2	21	59	3	271	8.7	22
Whitley	80-73	2159	261-556	.469	0-2	.000	146-200	.730	63	134	197	682	223-4	119	288	17	688	8.4	21
Higgins	78-6	1577	193-432	.447	1-22	.045	113-156	.724	87	119	206	116	161-0	49	76	29	500	6.4	18
Lester	43-3	687	78-188	.415	1-5	.200	75-87	.862	20	26	46	168	59-1	30	72	6	232	5.4	16
Green	49-0	667	100-228	.439	0-0	---	55-77	.714	58	116	174	25	118-8	18	60	17	255	5.2	18
Bryant	29-0	317	52-133	.391	0-0	---	14-33	.424	37	43	80	13	48-0	9	16	11	118	4.1	18
Oldham	64-0	870	110-218	.505	0-0	---	39-66	.591	75	158	233	33	139-2	15	83	76	259	4.0	15
BULLS	82	19880	3305-6972	.474	20-117	.171	1871-2508	.746	1141	2300	3441	2005	2186-48	687	1578	454	8501	103.7	156
OPPONENTS	82	19880	3502-7082	.484	37-182	.203	1885-2471	.763	1125	2388	3513	2235	2110-35	786	1513	514	8926	108.9	155

YEAR-BY-YEAR STATISTICS / 1984-1987

(38-44) CHICAGO BULLS FINAL 1984-1985 REGULAR SEASON

PLAYER	G-BS	MIN	FG-FBA	PCT	3FG-FBA	PCT	FT-FTA	PCT	OFF	DEF	TOT	AST	PF-DQ	STL	TO	BLK	PTS	AVG	HI
Jordan	82-82	3144	837-1625	.515	9-52	.173	630-746	.845	167	367	534	481	285-4	196	291	69	2313	28.2	49
Woolridge	77-76	2816	678-1225	.554	0-5	.000	409-521	.785	158	277	435	135	185-0	58	178	38	1767	22.9	37
Dailey	79-0	2101	525-1111	.473	7-30	.233	205-251	.817	57	151	208	191	182-0	71	154	5	1262	16.0	30
Johnson	74-54	1659	281-516	.545	0-3	.000	181-252	.718	146	291	437	64	265-7	37	151	62	743	10.0	31
Corzine	82-50	2062	278-568	.486	0-1	.000	149-200	.745	130	292	422	140	189-2	32	124	64	701	8.5	23
Green	48-1	740	108-250	.432	0-4	.000	79-98	.806	72	174	246	29	102-0	11	68	11	285	6.1	16
Greenwood	61-28	1523	352-332	.458	0-1	.000	67-94	.713	108	280	388	78	190-1	34	63	21	371	6.1	20
Matthews	78-38	1523	391-386	.495	2-16	.125	59-85	.694	16	51	67	354	133-0	73	124	12	443	5.7	21
Whitlay	70-44	1385	340-313	.447	1-9	.111	68-86	.791	34	67	101	381	141-1	66	144	10	349	5.0	12
Higgins	68-5	942	119-270	.441	10-37	.270	60-90	.667	55	92	147	73	91-0	21	49	13	308	4.5	15
Ca. Jones	42-32	885	53-115	.461	0-2	.000	36-47	.766	49	162	211	34	125-3	12	40	31	142	3.4	16
Oldham	63-0	993	89-192	.464	0-1	.000	34-50	.680	79	157	236	31	166-3	11	58	127	212	3.4	12
Ch. Jones	3-0	29	2-4	.500	0-0	---	4-8	.667	2	4	6	1	6-0	0	4	5	8	2.7	4
Engler	3-0	3	1-2	.500	0-0	---	0-0	---	1	1	2	0	1-0	0	1	0	2	0.7	2
BULLS	82	19805	3453-6909	.500	29-161	.180	1981-2526	.784	1074	2366	3440	2071-21	622	1463	468	8916	106.7	140	
OPPONENTS	82	19805	3521-7210	.488	91-292	.312	1852-2394	.774	1137	2260	3397	2045	2040-25	668	1323	447	8985	103.6	141

(30-52) CHICAGO BULLS FINAL 1985-1986 REGULAR SEASON

PLAYER	G-BS	MIN	FG-FBA	PCT	3FG-FBA	PCT	FT-FTA	PCT	OFF	DEF	TOT	AST	PF-DQ	STL	TO	BLK	PTS	AVG	HI
Jordan	18-7	451	150-328	.457	3-18	.167	105-125	.840	23	41	64	53	46-0	37	45	21	408	22.7	33
Woolridge	70-59	2248	540-1090	.495	4-23	.174	364-462	.788	150	200	350	213	186-2	49	174	47	1448	20.7	44
Dailey	35-0	723	203-470	.432	0-8	.000	163-198	.823	20	48	68	67	86-0	22	67	5	569	16.3	38
Gervin	82-75	2065	519-1100	.472	4-19	.211	283-322	.879	78	137	215	144	210-4	49	161	23	1325	16.2	45
Green	80-68	2307	407-875	.465	0-8	.000	262-335	.782	208	450	658	139	292-5	70	220	37	1076	13.5	31
Banks	82-33	2139	356-688	.517	0-19	.000	183-255	.718	178	182	360	251	212-4	81	139	10	895	10.9	38
Oakley	77-30	1772	281-541	.519	0-3	.000	178-269	.662	255	409	664	133	250-9	68	175	30	740	9.6	35
Corzine	67-4	1709	255-519	.491	3-12	.250	127-171	.743	132	301	433	150	133-0	28	104	53	640	9.6	23
Macy	82-79	2426	286-592	.483	58-140	.414	73-90	.811	41	137	178	446	201-1	81	117	11	703	8.6	22
Oldham	52-47	1276	167-323	.517	0-1	.000	53-91	.582	112	194	306	37	206-6	28	86	134	387	7.4	17
Holton (TOT)	28-0	512	77-175	.440	1-12	.083	28-44	.636	11	22	33	55	47-1	25	27	0	183	6.5	21
Holton (CHI)	24-0	447	73-165	.471	1-10	.100	24-38	.632	10	20	30	48	40-1	23	23	0	171	7.1	21
Paxson	75-3	1570	153-328	.466	15-51	.294	74-92	.804	18	76	94	274	172-2	55	63	2	395	5.3	23
Brown	10-0	132	18-41	.439	0-2	.000	9-13	.692	5	11	16	14	16-0	5	4	1	45	4.5	15
Higgins (TOT)	30-0	332	39-106	.368	1-19	.197	70-94	.704	14	37	51	24	49-0	9	13	11	98	3.3	11
Higgins (CHI)	5-0	81	9-23	.391	0-1	.000	5-6	.833	3	4	7	5	11-0	4	2	3	23	4.6	7
Smrek	38-5	408	46-122	.377	0-2	.000	16-29	.552	46	64	110	19	95-0	6	29	23	108	2.8	15
McKinney	9-0	83	10-23	.435	0-0	---	2-2	1.000	1	4	5	13	9-0	3	2	0	22	2.4	4
Brewer	4-0	18	3-9	.333	0-0	---	1-1	1.000	0	0	0	0	1-0	0	2	0	7	1.8	7
BULLS	82	19855	3476-7227	.481	88-317	.278	1822-2490	.768	1280	2278	3558	2006	2186-34	609	1436	400	8962	108.3	135
OPPONENTS	82	19855	3601-7138	.504	70-233	.300	2082-2627	.782	1104	2362	3466	2100	2180-24	664	1426	491	9274	113.1	133

(40-42) CHICAGO BULLS FINAL 1986-1987 REGULAR SEASON

PLAYER	G-BS	MIN	FG-FBA	PCT	3FG-FBA	PCT	FT-FTA	PCT	OFF	DEF	TOT	AST	PF-DQ	STL	TO	BLK	PTS	AVG	HI
Jordan	82-82	3281	1098-2279	.482	12-66	.182	833-972	.857	166	264	430	377	237-0	236	272	125	3041	37.1	61
Oakley	82-81	2980	468-1052	.445	11-30	.367	245-357	.686	299	775	1074	296	315-4	85	299	36	1192	14.5	28
Paxson	82-64	2689	398-793	.487	52-140	.371	106-131	.809	22	117	139	467	207-1	66	105	8	930	11.3	25
Banks	63-39	1822	249-462	.539	0-5	.000	112-146	.767	115	193	308	170	173-3	52	113	17	610	9.7	24
Threatt (TOT)	68-8	1446	239-534	.448	7-32	.219	95-119	.798	26	82	108	259	164-0	74	89	13	580	8.5	27
Threatt (CHI)	40-0	778	131-273	.480	0-16	.000	53-66	.803	8	43	51	177	88-0	42	42	9	315	7.9	21
Sellers	80-17	1751	276-606	.455	2-10	.200	126-173	.728	155	218	373	102	194-1	44	84	68	680	8.5	27
Corzine	82-39	2287	294-619	.475	0-5	.000	95-129	.736	199	341	540	209	202-1	38	114	87	683	8.3	26
Cureton	43-36	1105	129-276	.467	0-1	.000	39-73	.534	113	114	227	70	102-2	15	45	26	297	6.9	18
Colter	27-18	473	49-142	.345	0-9	.000	33-39	.846	9	143	242	94	38-0	19	32	6	131	4.9	14
Brown	62-3	818	106-201	.527	0-0	---	46-72	.639	7	33	41	24	129-2	20	59	7	258	4.2	17
Turner	70-4	936	112-252	.444	1-8	.125	23-31	.742	34	81	115	102	97-1	30	31	4	248	3.5	14
Poquette (TOT)	59-2	604	62-122	.508	0-4	.000	40-50	.800	30	71	101	35	77-1	9	21	34	164	2.8	13
Poquette (CHI)	21-1	167	21-40	.525	0-1	.000	9-11	.818	10	14	24	7	26-0	3	4	12	51	2.4	13
Myers	29-0	155	19-52	.365	0-6	.000	28-43	.651	8	9	17	21	25-0	14	10	2	66	2.3	13
Walters	44-26	534	40-93	.430	0-1	.000	5-9	.556	38	49	87	22	83-1	10	16	31	85	1.9	6
Young	5-0	20	2-4	.500	0-0	---	1-2	.500	0	1	1	0	1-0	1	1	0	5	1.0	3
Cofield	5-0	27	2-11	.182	0-1	.000	0-0	---	1	4	5	4	1-0	2	1	0	4	0.8	4
Daye	1-0	7	0-0	---	0-0	---	0-0	---	0	1	1	1	2-0	0	1	0	0	0.0	0
BULLS	82	19830	3382-7155	.473	78-299	.261	1754-2254	.778	1248	2400	3648	2143	1922-16	677	1257	438	8596	104.8	128
OPPONENTS	82	19830	3337-6910	.483	115-337	.341	1734-2255	.769	1027	2317	3344	2028	1844-20	583	1269	482	8523	103.9	132

(50-32) CHICAGO BULLS FINAL 1987-1988 REGULAR SEASON

PLAYER	G-GS	MIN	FG-FGA	PCT	3FG-FGA	PCT	FT-FTA	PCT	OFF	DEF	TOT	AST	PF-DQ	STL	TO	BLK	PTS	AVG	HI
Jordan	82-82	3311	1069-1939	.535	7-53	.132	723-860	.841	139	310	449	485	270-2	259	252	131	2868	35.0	59
Oakley	82-82	2816	375-776	.483	3-12	.250	261-359	.727	326	740	1066	248	272-2	68	241	28	1014	12.4	26
Corzine	80-32	2328	344-715	.481	1-9	.111	115-153	.752	170	357	527	154	149-1	36	109	95	804	10.1	21
Sellers	82-76	2212	326-714	.457	1-7	.143	124-157	.790	107	143	250	141	174-0	34	91	66	777	9.5	24
Vincent (TOT)	72-27	1501	210-461	.456	8-21	.381	145-167	.868	35	117	152	381	145-0	55	136	16	573	8.0	23
Vincent (CHI)	29-27	953	138-309	.447	3-8	.375	99-107	.925	18	85	103	244	82-0	34	84	12	378	13.0	23
Pippen	79-0	1650	261-564	.463	4-23	.174	99-172	.576	115	183	298	169	212-3	91	131	52	625	7.9	24
Paxson	81-30	1888	287-582	.493	33-95	.347	33-45	.733	16	88	104	303	154-2	49	64	1	640	7.9	22
Grant	81-6	1827	254-507	.501	0-2	.000	114-182	.626	155	292	447	89	221-3	51	86	53	622	7.7	20
Threalt	45-0	701	132-263	.502	2-20	.100	32-41	.780	12	43	55	107	71-0	27	44	3	298	6.6	26
Sparrow (TOT)	58-25	1044	117-293	.399	2-13	.154	24-33	.727	15	57	72	167	79-1	41	58	3	260	4.5	19
Sparrow (CHI)	55-25	992	112-274	.409	2-12	.167	24-33	.727	14	56	70	162	72-1	37	52	3	250	4.5	19
Brown	46-27	591	78-174	.448	0-1	.000	41-71	.577	66	93	159	28	85-0	11	38	4	197	4.3	15
Gilmore	24-23	372	41-80	.513	0-0	---	19-37	.514	15	48	63	9	54-0	5	28	12	101	4.2	13
Turner	17-0	98	8-30	.267	0-0	---	1-2	.500	8	2	10	9	5-0	8	10	0	17	1.0	4
Walters	22-0	114	9-29	.310	0-1	.000	0-2	.000	9	19	28	1	26-0	2	6	15	18	0.8	4
White	2-0	2	0-0	---	0-0	---	0-0	---	0	0	0	0	0-0	0	0	0	0	0.0	0
BULLS	82	18855	3434-7015	.480	58-243	.230	1685-2221	.759	1170	2459	3629	2149	1849-14	712	1263	475	8609	105.0	132
OPPONENTS	82	18855	3276-6967	.470	108-368	.293	1670-2205	.757	1023	2268	3291	2079	1880-27	587	1244	415	8330	101.6	144

(47-35) CHICAGO BULLS FINAL 1988-1989 REGULAR SEASON

PLAYER	G-GS	MIN	FG-FGA	PCT	3FG-FGA	PCT	FT-FTA	PCT	OFF	DEF	TOT	AST	PF-DQ	STL	TO	BLK	PTS	AVG	HI
Jordan	81-81	3255	966-1795	.538	27-98	.276	674-793	.850	149	503	652	650	247-2	234	290	65	2633	32.5	53
Pippen	73-56	2413	413-867	.476	21-77	.273	201-301	.668	138	307	445	256	261-8	139	199	61	1048	14.4	31
Cartwright	78-76	2333	365-768	.475	0-0	---	236-308	.766	152	369	521	90	234-2	21	190	41	966	12.4	23
Grant	79-79	2809	405-761	.519	0-5	.000	140-199	.704	240	441	681	168	251-1	86	128	62	950	12.0	25
Vincent	70-56	1703	274-566	.484	2-17	.118	106-129	.822	34	156	190	335	124-0	53	142	10	656	9.4	23
Hodges (TOT)	59-6	1204	203-430	.472	75-180	.417	48-57	.842	23	66	89	146	90-0	43	57	4	529	9.0	23
Hodges (CHI)	49-6	1112	187-394	.475	71-168	.423	45-53	.849	21	63	84	138	82-0	41	52	4	490	10.0	23
Paxson	78-20	1738	246-513	.480	44-133	.331	31-36	.861	13	81	94	308	162-1	53	71	6	567	7.3	24
Sellers	80-25	1732	231-476	.485	3-6	.500	86-101	.851	85	142	227	99	176-2	35	72	69	551	6.9	32
Corzine	81-7	1463	203-440	.461	2-8	.250	71-96	.740	92	223	315	103	134-0	29	93	45	479	5.9	23
Davis	49-3	545	81-190	.426	4-15	.267	19-26	.731	47	67	114	31	58-1	11	22	5	185	3.8	15
Perdue	30-0	190	29-72	.403	0-0	---	8-14	.571	18	27	45	11	38-0	4	15	6	66	2.2	9
Haley	51-1	289	37-78	.474	0-0	---	36-46	.783	21	50	71	10	56-0	11	26	0	110	2.2	12
Pressley (TOT)	13-0	124	9-31	.290	0-2	.000	5-9	.556	3	12	15	26	11-0	4	11	0	23	1.8	4
Pressley (CHI)	3-0	17	1-6	.167	0-2	.000	0-0	---	0	1	1	4	2-0	0	0	0	2	0.7	2
Jones	8-0	65	5-15	.333	0-1	.000	2-2	1.000	4	4	8	4	7-0	2	1	1	12	1.5	8
Nealy	13-0	94	5-7	.714	0-0	---	1-2	.500	4	19	23	6	23-0	3	1	1	11	0.8	2
Wood	2-0	2	0-0	---	0-0	---	0-0	---	0	0	0	0	0-0	0	0	0	0	0.0	0
BULLS	82	18780	3448-6968	.495	174-530	.328	1656-2106	.786	1018	2453	3471	2213	1855-17	722	1327	376	8726	106.4	130
OPPONENTS	82	18780	3361-7098	.474	193-590	.327	1693-2190	.773	1078	2300	3378	2099	1781-13	686	1255	348	8608	105.0	128

(55-27) CHICAGO BULLS FINAL 1989-1990 REGULAR SEASON

PLAYER	G-GS	MIN	FG-FGA	PCT	3FG-FGA	PCT	FT-FTA	PCT	OFF	DEF	TOT	AST	PF-DQ	STL	TO	BLK	PTS	AVG	HI
Jordan	82-82	3187	1034-1964	.526	92-245	.376	593-699	.848	143	422	565	519	241-0	227	247	54	2753	33.6	69
Pippen	82-82	3148	562-1150	.489	28-112	.250	199-295	.675	150	397	547	444	298-6	211	278	101	1351	16.5	28
Grant	80-80	2753	446-853	.523	0-0	---	179-256	.699	236	393	629	227	230-1	92	110	84	1071	13.4	23
Cartwright	71-71	2160	292-598	.488	0-0	---	227-280	.811	137	328	465	145	243-6	38	123	34	811	11.4	24
Paxson	82-82	2365	365-708	.516	33-92	.359	56-68	.824	27	92	119	335	176-1	83	85	6	819	10.0	27
King	82-2	1777	267-530	.504	0-1	.000	194-267	.727	169	215	384	87	216-0	38	119	58	728	8.9	24
Hodges	63-0	1055	145-331	.438	87-181	.481	30-33	.909	11	42	53	110	87-1	30	30	2	407	6.5	18
Armstrong	81-0	1291	190-392	.485	3-6	.500	69-78	.885	19	83	102	199	105-0	46	83	6	452	5.6	20
Perdue	77-11	884	111-268	.414	0-5	.000	72-104	.692	88	126	214	46	160-0	19	65	26	294	3.8	14
Davis	53-0	429	58-158	.367	7-25	.280	7-8	.875	25	56	81	18	52-0	10	20	8	130	2.5	8
Haley	11-0	58	9-20	.450	0-0	---	7-7	1.000	7	11	18	4	7-0	0	7	1	25	2.3	7
Nealy	46-0	503	37-70	.529	0-2	.000	30-41	.732	46	92	138	28	67-0	16	17	4	104	2.3	10
Left	4-0	28	2-8	.250	0-0	---	0-0	---	0	0	0	1	8-0	0	2	0	4	1.0	2
Sanders	31-0	182	13-40	.325	0-0	---	2-4	.500	17	22	39	9	27-0	4	15	4	28	0.9	6
BULLS	82	18830	3531-7090	.498	250-669	.374	1665-2140	.778	1075	2278	3354	2172	1906-15	814	1247	388	8977	109.5	132
OPPONENTS	82	18830	3361-6819	.493	204-581	.351	1704-2382	.746	1068	2296	3364	2110	1742-17	665	1411	383	8710	106.2	139

YEAR-BY-YEAR STATISTICS / 1990-1993

(61-21) CHICAGO BULLS FINAL 1990-1991 REGULAR SEASON

PLAYER	G-GS	MIN	FB-FBA	PCT	3FB-FBA	PCT	FT-FTA	PCT	OFF	DEF	TOT	AST	PF-QD	STL	TO	BLK	PTS	AVG	HI
Jordan	82-82	3034	990-1837	.539	29-93	.312	571-671	.851	118	374	492	453	229-1	223	202	83	2580	31.5	46
Pippen	82-82	3014	600-1153	.520	21-68	.309	240-340	.706	163	432	595	511	270-3	193	232	93	1461	17.8	45
Grant	78-76	2641	401-733	.547	1-6	.167	197-277	.711	266	393	659	178	203-2	95	92	69	1000	12.8	23
Cartwright	79-79	2273	318-649	.490	0-0	---	124-178	.697	167	319	486	126	167-0	32	113	15	760	9.6	20
Armstrong	82-0	1731	304-632	.481	15-30	.500	97-111	.874	25	124	149	301	118-0	70	107	4	720	8.8	19
Paxson	82-82	1871	317-578	.548	42-96	.438	34-41	.829	15	76	91	297	136-0	62	69	3	710	8.7	28
King	76-6	1198	156-334	.467	0-2	.000	107-152	.704	72	136	208	65	134-0	24	91	42	419	5.5	16
Hodges	73-0	843	146-344	.424	44-115	.383	26-27	.963	10	32	42	97	74-0	34	35	2	362	5.0	20
Hopson	61-0	728	104-244	.426	1-5	.200	55-83	.663	49	60	109	65	79-0	25	59	14	264	4.3	14
Perdue	74-3	972	116-235	.494	0-3	.000	75-112	.670	122	214	336	47	147-1	23	75	57	307	4.1	15
Levingston	78-0	1013	127-282	.450	1-4	.250	59-91	.648	99	126	225	56	143-0	29	50	43	314	4.0	14
Williams	51-0	337	53-104	.510	1-2	.500	20-28	.714	42	56	98	16	51-0	12	23	13	127	2.5	10
BULLS	82	19755	3267-7125	.510	155-424	.366	1605-2111	.760	1148	2342	3490	2212	1751-7	822	1184	438	9024	110.0	155
OPPONENTS	82	19755	3267-6884	.475	190-626	.304	1554-2017	.770	1062	2162	3224	2016	1826-17	633	1402	348	8278	101.0	145

(67-15) CHICAGO BULLS FINAL 1991-1992 REGULAR SEASON

PLAYER	G-GS	MIN	FB-FBA	PCT	3FB-FBA	PCT	FT-FTA	PCT	OFF	DEF	TOT	AST	PF-QD	STL	TO	BLK	PTS	AVG	HI
Jordan	80-80	3102	943-1818	.519	27-100	.270	491-580	.832	91	420	511	489	201-1	182	200	75	2404	30.1	51
Pippen	82-82	3164	687-1359	.506	16-80	.200	330-434	.760	185	445	630	572	242-2	155	253	93	1720	21.0	41
Grant	81-81	2859	457-780	.578	0-2	.000	235-317	.741	344	463	807	217	196-0	100	98	131	1149	14.2	28
Armstrong	82-3	1875	335-697	.481	35-87	.402	104-129	.806	19	126	145	266	88-0	46	94	5	809	9.9	22
Cartwright	64-64	1471	208-445	.467	0-0	---	96-159	.604	93	231	324	87	131-0	22	75	14	512	8.0	17
Paxson	79-79	1946	257-487	.528	12-44	.273	29-37	.784	21	75	96	241	142-0	49	44	9	555	7.0	16
King	79-12	1268	215-425	.506	2-5	.400	119-158	.753	67	118	205	77	129-0	21	76	25	551	7.0	23
Perdue	77-7	1007	152-278	.547	1-2	.500	45-91	.495	108	204	312	80	133-1	16	72	43	350	4.5	16
Hodges	56-2	555	93-242	.384	36-96	.375	16-17	.941	7	17	24	54	33-0	14	22	1	238	4.3	21
Levingston	79-0	1020	125-251	.498	1-6	.167	60-96	.625	109	118	227	66	134-0	27	42	45	311	3.9	13
Williams	63-0	690	93-172	.483	0-3	.000	48-74	.649	90	157	247	50	122-0	13	35	36	214	3.4	12
Hansen (TOT)	68-2	809	79-178	.444	7-27	.259	8-22	.364	17	60	77	69	134-0	27	28	3	173	2.5	13
Hansen (CHI)	66-0	769	75-169	.444	7-25	.280	8-22	.364	15	58	73	68	128-0	26	28	3	165	2.5	13
Randall	15-0	67	10-22	.455	0-2	.000	6-8	.750	4	5	9	7	8-0	0	6	0	26	1.7	8
Hopson	2-0	10	1-2	.500	0-0	---	0-0	---	0	0	0	0	2-0	1	0	0	2	1.0	2
Sparrow	4-0	18	1-8	.125	1-2	.500	0-0	---	0	1	1	4	2-0	0	2	0	3	0.8	3
Nevin	4-0	9	1-3	.333	0-0	---	0-0	---	0	1	1	1	2-0	0	3	0	2	0.5	2
BULLS	82	19830	3463-7168	.508	138-454	.304	1587-2132	.744	1173	2439	3612	2279	1693-4	672	1088	480	9011	109.9	140
OPPONENTS	82	19830	3206-6970	.460	218-657	.332	1525-1985	.768	1081	2171	3252	1841	1800-15	631	1288	352	8155	98.5	126

(57-25) CHICAGO BULLS FINAL 1992-1993 REGULAR SEASON

PLAYER	G-GS	MIN	FB-FBA	PCT	3FB-FBA	PCT	FT-FTA	PCT	OFF	DEF	TOT	AST	PF-QD	STL	TO	BLK	PTS	AVG	HI
Jordan	78-78	3067	992-2003	.495	81-230	.352	476-569	.837	135	387	522	428	188-0	221	207	61	2541	32.6	64
Pippen	81-81	3123	628-1327	.473	22-93	.237	232-350	.663	203	418	621	507	219-3	173	246	73	1510	18.6	39
Grant	77-77	2745	421-829	.508	1-5	.200	174-281	.619	341	388	729	201	218-4	89	110	96	1017	13.2	30
Armstrong	82-74	2492	408-818	.489	63-139	.453	130-151	.861	27	122	149	330	169-0	66	83	6	1009	12.3	28
S. Williams	71-5	1369	168-356	.466	0-7	.000	90-126	.714	169	283	451	68	230-3	55	73	66	422	5.9	15
Cartwright	63-63	1253	141-343	.411	0-0	---	72-98	.735	83	150	233	83	154-1	20	62	10	354	5.6	17
King	76-3	1059	160-340	.471	2-6	.333	86-122	.705	105	102	207	71	128-0	26	70	20	408	5.4	19
Tucker	69-0	909	143-295	.485	52-131	.397	18-22	.818	16	55	71	82	65-0	24	18	6	356	5.2	24
Perdue	72-16	998	137-246	.557	0-1	.000	67-111	.604	103	184	287	74	139-2	22	74	47	341	4.7	17
Paxson	59-8	1030	105-233	.451	19-41	.463	17-20	.850	9	39	48	136	99-0	38	31	2	246	4.2	14
McCray	64-5	1019	92-204	.451	2-5	.400	36-52	.692	53	105	158	81	99-0	12	53	15	222	3.5	15
Blanton	2-0	13	3-7	.429	0-0	---	0-0	---	2	1	3	1	1-0	2	1	0	6	3.0	4
C. Williams	35-0	242	31-85	.365	1-3	.333	18-22	.818	19	12	31	23	24-0	4	11	2	81	2.3	10
Courtney	5-0	34	4-9	.444	0-0	---	3-4	.750	2	0	2	1	9-0	2	3	1	11	2.2	5
Walker (TOT)	37-2	511	34-96	.354	0-1	.000	12-26	.462	22	36	58	53	63-0	33	25	2	80	2.2	10
Walker (CHI)	28-0	367	31-77	.403	0-0	---	10-20	.500	18	21	39	44	51-0	23	12	2	72	2.6	10
Nealy (TOT)	41-4	308	26-69	.377	8-27	.296	9-12	.750	12	52	64	15	41-0	12	7	2	69	1.7	8
Nealy (CHI)	11-0	79	10-23	.435	1-5	.200	2-2	1.000	4	12	16	2	6-0	3	2	1	23	2.1	8
English	6-0	31	3-10	.300	0-3	.000	0-2	.000	2	4	6	1	5-0	3	4	2	6	1.0	2
BULLS	82	19830	3475-7205	.482	244-669	.365	1431-1852	.733	1290	2283	3573	2133	1804-13	783	1103	410	8625	105.2	128
OPPONENTS	82	19830	3139-6822	.474	247-685	.361	1584-2033	.779	1039	2285	3304	1918	1731-15	595	1372	357	8109	98.9	128

(55-27) CHICAGO BULLS FINAL 1993-1994 REGULAR SEASON

PLAYER	G-GS	MIN	FG-FGA	PCT	3FG-FBA	PCT	FT-FTA	PCT	OFF	DEF	TOT	AST	PF-DQ	STL	TO	BLK	PTS	AVG	HI
Pippen	72-72	2759	627-1278	.491	63-197	.320	270-409	.660	173	456	629	403	227-1	211	232	58	1587	22.0	39
Grant	70-69	2570	460-878	.524	0-6	.000	137-230	.596	306	463	769	236	164-0	74	109	84	1057	15.1	31
Armstrong	82-82	2770	478-1007	.476	60-135	.444	194-227	.855	28	142	170	323	147-1	80	131	9	1212	14.8	28
Kukoc	75-8	1808	313-726	.431	32-118	.271	156-210	.743	98	189	287	252	122-0	81	167	33	814	10.9	24
Kerr	82-0	2036	287-577	.497	52-124	.419	83-97	.856	26	105	131	210	97-0	75	57	3	709	8.6	20
Myers	82-81	2030	253-556	.455	8-29	.276	136-194	.701	54	127	181	245	185-1	78	136	20	850	7.9	26
Williams	38-11	638	114-236	.483	1-5	.200	60-98	.612	69	112	181	39	112-1	16	44	21	289	7.6	22
Wennington	76-0	1371	235-482	.488	0-2	.000	72-88	.818	117	236	353	70	214-4	43	75	29	542	7.1	19
Longley (TOT)	76-46	1502	219-465	.471	0-1	.000	90-125	.720	129	304	433	109	216-3	45	119	79	528	6.9	16
Longley (CHI)	27-17	513	85-176	.483	0-0	---	34-45	.756	42	96	138	63	85-2	10	40	21	204	7.6	16
Cartwright	42-41	780	98-191	.513	0-0	---	39-57	.684	43	109	152	57	83-0	8	50	8	235	5.6	15
King	31-15	537	68-171	.398	0-2	.000	36-53	.679	50	82	132	39	64-1	18	43	12	172	5.5	15
English	36-0	419	56-129	.434	8-17	.471	10-21	.476	9	36	45	38	61-0	8	36	10	130	3.6	9
Blount	67-8	690	76-174	.437	0-0	---	46-75	.613	76	118	194	56	93-0	19	52	33	198	3.0	17
Johnson	17-0	119	17-54	.315	0-1	.000	13-21	.619	9	7	16	4	7-0	4	9	0	47	2.8	11
Perdue	43-6	397	47-112	.420	0-1	.000	23-32	.719	40	86	126	34	61-0	8	42	11	117	2.7	11
Paxson	27-0	343	30-68	.441	9-22	.409	1-2	.500	3	17	20	33	18-0	7	6	2	70	2.6	10
BULLS	82	18780	3245-6815	.476	233-659	.354	1310-1859	.705	1143	2391	3534	2102	1750-11	740	1306	354	8033	98.0	132
OPPONENTS	82	18780	3029-6542	.463	252-780	.323	1470-1987	.740	985	2240	3225	1840	1725-13	730	1335	374	7780	94.9	123

(47-35) CHICAGO BULLS FINAL 1994-1995 REGULAR SEASON

PLAYER	G-GS	MIN	FG-FGA	PCT	3FG-FBA	PCT	FT-FTA	PCT	OFF	DEF	TOT	AST	PF-DQ	STL	TO	BLK	PTS	AVG	HI
Jordan	17-17	668	166-404	.411	16-32	.500	109-136	.801	25	92	117	90	47-0	30	35	13	457	26.9	55
Pippen	79-79	3014	634-1320	.480	109-316	.345	315-440	.716	175	464	639	409	238-4	232	271	89	1692	21.4	40
Kukoc	81-55	2584	487-967	.504	62-199	.313	235-314	.748	155	285	440	372	163-1	102	185	16	1271	15.7	33
Armstrong	82-82	2577	418-894	.468	108-253	.427	206-233	.884	25	161	186	244	159-0	84	103	8	1150	14.0	27
Kerr	82-0	1839	261-495	.527	89-170	.524	63-81	.778	20	99	119	151	114-0	44	48	3	674	8.2	19
Perdue	78-78	1592	254-459	.553	0-1	.000	113-194	.582	211	311	522	90	220-3	26	116	56	621	8.0	19
Harper	77-53	1536	208-491	.426	31-100	.282	81-131	.618	51	129	180	157	132-1	97	100	27	530	6.9	27
Longley	55-0	1001	135-302	.447	0-2	.000	88-107	.822	82	181	263	73	177-5	24	86	45	358	6.5	14
Foster	17-3	299	41-86	.477	0-0	---	22-31	.710	18	36	54	16	54-0	2	17	8	104	6.1	16
English	8-0	127	15-39	.385	3-12	.250	10-13	.769	1	2	3	7	19-0	7	6	1	43	5.4	11
Wennington	73-1	956	156-317	.492	0-4	.000	51-63	.810	64	126	190	40	198-5	22	39	17	383	5.0	16
Myers	71-14	1270	119-287	.415	10-39	.256	70-114	.614	57	82	139	148	125-1	58	88	15	318	4.5	14
Kryskowski	19-14	287	28-72	.389	0-0	---	27-30	.900	19	40	59	26	34-0	9	25	2	83	4.4	14
Buechler	57-0	605	90-183	.492	15-48	.313	22-39	.564	36	62	98	50	64-0	24	30	12	217	3.8	17
Blount	68-9	889	100-210	.476	0-2	.000	38-67	.567	107	133	240	60	146-0	26	59	33	238	3.5	16
Simpkins	59-5	586	78-184	.424	0-0	---	50-72	.694	60	91	151	37	72-0	10	45	7	206	3.5	16
BULLS	82	18830	3191-6710	.476	403-1187	.373	1500-2065	.726	1106	2294	3400	1970	1962-20	787	1297	352	8325	101.5	133
OPPONENTS	82	18830	2923-6399	.457	401-1150	.349	1682-2280	.738	1068	2252	3320	1713	1892-14	687	1405	369	7929	96.7	128

(72-10) CHICAGO BULLS FINAL 1995-1996 REGULAR SEASON

PLAYER	G-GS	MIN	FG-FGA	PCT	3FG-FBA	PCT	FT-FTA	PCT	OFF	DEF	TOT	AST	PF-DQ	STL	TO	BLK	PTS	AVG	HI
Jordan	82-82	3090	916-1850	.495	111-260	.427	548-657	.834	148	395	543	352	195-0	180	197	42	2491	30.4	53
Pippen	77-77	2825	563-1216	.463	150-401	.374	220-324	.679	152	344	496	452	198-0	133	207	57	1496	19.4	40
Kukoc	81-20	2103	368-787	.490	87-216	.403	206-267	.772	115	208	323	287	150-0	64	114	28	1065	13.1	34
Longley	62-62	1641	242-502	.482	0-0	---	80-103	.777	104	214	318	119	223-4	22	114	84	564	9.1	21
Kerr	82-0	1919	244-482	.506	122-237	.515	78-84	.929	25	85	110	192	109-0	63	42	2	688	8.4	19
Harper	80-80	1866	234-501	.467	28-104	.269	98-139	.705	74	139	213	208	137-0	105	73	32	584	7.4	22
Rodman	64-57	2088	146-304	.480	3-27	.111	56-106	.528	356	596	952	160	196-1	36	138	27	351	5.5	12
Wennington	71-20	1065	169-343	.493	1-1	1.000	37-43	.860	58	116	174	46	171-1	21	37	16	376	5.3	18
Haley	1-0	7	2-6	.333	0-0	---	1-2	.500	1	1	2	0	2-0	0	1	0	5	5.0	5
Salley (TOT)	42-6	673	63-140	.450	0-0	---	59-85	.694	46	94	140	54	110-3	19	55	27	165	4.4	15
Salley (CHI)	17-0	191	12-35	.343	0-0	---	12-20	.600	20	23	43	15	38-0	8	16	15	36	2.1	12
Buechler	74-0	740	112-242	.463	40-80	.444	14-22	.636	45	66	111	56	70-0	34	39	7	278	3.8	14
Simpkins	60-12	685	77-160	.481	1-1	1.000	61-97	.629	66	90	156	38	78-0	9	56	8	216	3.6	12
Edwards	28-0	274	41-110	.373	0-0	---	16-26	.615	15	25	40	11	61-1	1	21	8	98	3.5	12
Caffey	57-0	545	71-162	.438	0-1	.000	40-68	.588	51	60	111	24	91-3	12	48	7	182	3.2	13
Brown	68-0	671	78-192	.406	1-11	.091	28-46	.609	17	49	66	73	88-0	57	31	12	185	2.7	16
BULLS	82	18730	3293-6892	.478	544-1349	.403	1495-2004	.746	1247	2411	3658	2033	1907-10	745	1175	345	8625	105.2	127
OPPONENTS	82	18730	2880-6428	.448	437-1249	.350	1424-1885	.717	981	2136	3117	1592	1856-25	595	1405	312	7621	92.9	114

YEAR-BY-YEAR STATISTICS / 1996-1999

(69-13) CHICAGO BULLS FINAL 1996-1997 REGULAR SEASON

PLAYER	G-BS	MIN	FB-FBA	PCT	3FB-FBA	PCT	FT-FTA	PCT	OFF	DEF	TOT	AST	PF-QD	STL	TO	BLK	PTS	AVG	HI
Jordan	82-82	3106	920-1892	.486	111-297	.374	480-576	.833	113	369	482	352	156-0	140	166	44	2431	29.6	51
Pippen	82-82	3095	648-1366	.474	156-424	.368	204-291	.701	160	371	531	467	219-2	154	214	45	1656	20.2	47
Kukoc	57-15	1810	285-605	.471	50-151	.331	134-174	.770	94	167	261	256	97-1	60	91	29	754	13.2	31
Longley	59-59	1472	221-495	.456	0-2	.000	95-120	.792	121	211	332	141	191-5	23	111	66	537	9.1	17
Kerr	82-0	1861	249-467	.533	110-237	.464	54-67	.806	29	101	130	175	98-0	67	43	3	662	8.1	20
Caffey	75-19	1405	205-385	.532	0-1	.000	139-211	.659	135	166	301	89	149-0	25	97	9	549	7.3	23
Dele	9-0	138	26-63	.413	0-0	---	11-15	.733	14	19	33	12	20-0	3	11	5	63	7.0	10
Harper	76-74	1740	177-406	.436	68-188	.362	58-82	.707	46	147	193	191	138-0	86	50	38	480	6.3	22
Rodman	55-55	1947	128-286	.448	5-19	.263	50-88	.568	320	563	883	170	172-1	32	111	19	311	5.7	16
Brown	72-3	1057	140-333	.420	4-22	.182	57-84	.679	34	77	111	133	116-0	81	58	17	341	4.7	14
Wennington	61-19	783	118-237	.498	0-2	.000	44-53	.830	46	83	129	41	132-1	10	31	11	280	4.6	18
Parish	43-3	406	70-143	.490	0-0	---	21-31	.677	42	47	89	22	40-0	6	28	19	161	3.7	12
Simpkins	48-0	395	31-93	.333	1-4	.250	28-40	.700	36	56	92	31	44-0	5	35	5	91	1.9	11
Buechler	76-0	703	58-158	.367	18-54	.333	5-14	.357	45	81	126	60	50-0	23	27	21	139	1.8	12
Steigenga	2-0	12	1-4	.250	0-2	.000	1-2	.500	0	3	3	2	1-0	1	2	1	3	1.5	2
BULLS	82	19730	3277-6823	.473	523-1403	.373	1381-1848	.747	1235	2461	3696	2142	1617-10	716	1109	332	8458	103.1	134
OPPONENTS	82	19730	2898-6653	.436	471-1408	.335	1305-1770	.737	1088	2205	3293	1619	1732-18	624	1293	286	7572	92.3	123

(62-20) CHICAGO BULLS FINAL 1997-1998 REGULAR SEASON

PLAYER	G-BS	MIN	FB-FBA	PCT	3FB-FBA	PCT	FT-FTA	PCT	OFF	DEF	TOT	AST	PF-QD	STL	TO	BLK	PTS	AVG	HI
Jordan	82-82	3181	881-1893	.465	30-126	.238	565-721	.784	130	345	475	283	151-0	141	185	45	2357	28.7	49
Pippen	44-44	1652	315-704	.447	61-192	.318	150-193	.777	53	174	227	254	116-0	79	109	43	841	19.1	33
Kukoc	74-52	2235	383-841	.455	63-174	.362	155-219	.708	121	206	327	314	149-0	76	154	37	984	13.3	30
Longley	58-58	1703	277-609	.455	0-0	---	109-148	.736	113	228	341	161	206-7	34	130	62	663	11.4	24
Harper	82-82	2284	293-665	.441	16-84	.190	162-216	.750	107	183	290	241	181-0	108	91	48	764	9.3	21
Kerr	60-0	1119	137-302	.454	57-130	.438	45-49	.918	14	63	77	96	71-0	26	27	5	376	7.5	21
Caffey	51-8	710	100-199	.503	0-1	.000	68-103	.660	76	97	173	36	92-1	13	48	17	268	5.3	18
Burrell	80-3	1096	159-375	.424	51-144	.354	47-64	.734	80	118	198	65	131-1	64	50	37	416	5.2	24
Rodman	80-66	2856	155-360	.431	4-23	.174	61-111	.550	421	780	1201	230	238-2	47	147	18	375	4.7	13
Brown	71-6	1147	116-302	.384	0-5	.000	56-78	.718	34	60	94	151	118-0	71	63	12	288	4.1	14
LaRue	14-0	140	20-49	.408	4-16	.250	5-8	.625	1	7	8	5	12-0	3	6	1	49	3.5	9
Wennington	48-8	467	75-172	.436	0-0	---	17-21	.810	32	48	80	19	77-1	4	16	5	167	3.5	14
Simpkins (TOT)	40-0	433	48-89	.539	0-2	.000	36-70	.514	27	50	77	33	54-0	9	32	5	132	3.3	17
Simpkins (CHI)	21-0	237	26-41	.634	0-1	.000	26-44	.591	8	23	31	17	35-0	4	13	3	78	3.7	17
Buechler	74-0	608	85-176	.483	25-65	.385	3-6	.500	24	53	77	49	47-0	22	21	15	198	2.7	11
Kleine	46-1	397	39-106	.368	0-0	---	15-18	.833	27	50	77	30	63-0	4	28	5	93	2.0	6
Booth	6-0	17	2-6	.333	0-1	.000	6-6	1.000	2	2	4	1	3-0	0	3	0	10	1.7	4
Vaughn	3-0	6	1-1	1.000	0-0	---	2-4	.500	0	1	1	0	1-0	0	0	0	4	1.3	4
BULLS	82	19855	3064-6801	.451	311-962	.323	1492-2009	.743	1243	2438	3681	1952	1691-12	696	1178	353	7831	96.7	123
OPPONENTS	82	19855	2787-6483	.431	329-1022	.322	1425-1956	.729	1016	2239	3255	1595	1774-24	657	1268	356	7348	88.6	114

(13-37) CHICAGO BULLS FINAL 1998-1999 REGULAR SEASON

PLAYER	G-BS	MIN	FB-FBA	PCT	3FB-FBA	PCT	FT-FTA	PCT	OFF	DEF	TOT	AST	PF-QD	STL	TO	BLK	PTS	AVG	HI
Kukoc	44-44	1654	315-750	.420	39-137	.285	159-215	.740	65	245	310	235	82-0	49	121	11	828	18.8	32
Harper	35-35	1107	147-380	.377	27-85	.318	71-101	.703	49	131	180	115	80-0	60	65	35	392	11.2	25
Barry	37-30	1181	141-356	.386	52-172	.302	78-101	.772	39	105	144	116	98-2	42	72	11	412	11.1	22
Simpkins	50-35	1448	150-324	.463	0-1	.000	156-242	.645	110	229	339	65	128-1	36	72	13	456	9.1	21
Bryant	45-25	1204	168-348	.483	0-1	.000	71-110	.645	92	140	232	48	149-2	34	68	16	407	9.0	25
Brown	39-32	1139	132-319	.414	0-10	.000	78-103	.757	27	105	132	149	93-1	68	80	8	342	8.8	20
David	50-6	902	109-243	.449	0-1	.000	90-111	.811	70	103	173	40	88-0	23	48	17	308	6.2	20
LaRue	43-6	732	78-217	.359	30-89	.337	17-17	1.000	9	47	56	63	66-0	33	34	3	203	4.7	15
Carr	42-7	624	71-216	.329	5-30	.167	24-32	.750	8	41	49	66	66-0	21	46	7	171	4.1	18
Lang	21-13	386	32-99	.323	0-0	---	16-23	.696	33	60	93	13	43-0	5	17	12	80	3.8	14
Benjamin	31-1	320	44-117	.376	3-14	.214	27-40	.675	15	25	40	10	46-0	11	21	8	118	3.8	15
Wennington	38-3	451	62-178	.348	1-1	1.000	18-22	.818	20	59	79	18	79-1	13	17	12	143	3.8	12
Jones	29-5	476	39-123	.317	19-61	.311	11-22	.500	9	33	42	41	30-0	18	29	5	108	3.7	15
Booth	39-4	432	49-151	.325	1-10	.100	21-42	.500	25	68	93	38	60-0	22	39	11	120	3.1	16
Bennett	3-0	19	2-6	.333	0-0	---	3-4	.750	2	3	5	0	4-0	1	1	0	7	2.3	4
BULLS	50	12075	1539-3837	.401	177-612	.289	840-1185	.709	573	1394	1967	1017	1112-7	436	774	169	4095	81.9	104
OPPONENTS	50	12075	1723-3786	.455	208-612	.340	914-1247	.733	551	1568	2119	1099	1074-7	444	782	285	4568	91.4	115

YEAR-BY-YEAR STATISTICS / 1999-2001

(17-65) CHICAGO BULLS FINAL 1999-2000 REGULAR SEASON

PLAYER	G-GS	MIN	FG-FGA	PCT	3FG-FGA	PCT	FT-FTA	PCT	OFF	DEF	TOT	AST	PF-DQ	STL	TO	BLK	PTS	AVG	HI
Brand	81-80	2399	630-1306	.482	0-2	.000	367-536	.685	348	462	810	155	259-3	66	228	132	1627	20.1	44
Kukoc	24-23	868	148-368	.381	18-76	.231	118-155	.761	37	93	130	124	51-0	44	75	19	432	18.0	33
Starks (TOT)	37-30	1190	203-542	.375	59-171	.345	50-59	.847	10	91	101	181	102-1	42	67	4	515	13.9	28
Starks (CHI)	4-0	82	11-34	.324	3-10	.300	5-5	1.000	0	10	10	11	9-0	5	3	1	30	7.5	17
Artest	72-63	2238	309-759	.407	60-191	.314	188-279	.674	62	246	308	202	159-0	119	166	39	866	12.0	24
Carr (TOT)	57-2	1166	196-496	.395	32-101	.317	107-125	.856	41	132	173	84	113-0	30	17	15	531	9.3	19
Carr (CHI)	50-2	1092	185-463	.400	31-93	.333	91-106	.858	36	124	160	81	101-0	30	112	14	492	9.8	19
LaRue	4-1	129	15-43	.349	2-14	.143	5-7	.714	1	9	10	11	9-0	7	7	0	37	9.3	13
Holberg	31-11	845	89-230	.387	32-94	.340	69-76	.908	7	103	110	85	66-0	40	43	2	279	9.0	20
Hawkins	61-49	1622	159-375	.424	55-141	.390	107-119	.899	31	144	175	134	146-1	74	100	15	480	7.9	30
Benjamin	48-10	862	145-350	.414	31-89	.348	49-82	.598	21	67	88	54	122-2	31	74	22	370	7.7	21
Willoughby	25-1	508	61-179	.341	29-98	.296	39-51	.765	11	40	51	66	32-0	23	37	2	190	7.6	21
Armstrong	27-18	583	83-186	.446	13-29	.448	22-25	.880	2	45	47	78	34-0	7	40	1	201	7.4	22
David	26-5	443	63-148	.426	0-3	.000	42-52	.808	22	51	73	16	49-0	13	31	2	168	6.5	17
Brown	59-55	1625	157-435	.381	3-6	.500	62-84	.738	23	121	144	202	120-1	61	105	15	379	6.4	18
Maloney	51-12	1175	114-318	.358	62-174	.356	37-45	.822	10	54	64	138	42-0	32	63	3	327	6.4	19
Anstey	73-11	1007	161-364	.442	1-6	.167	116-147	.789	90	190	280	65	180-4	29	80	25	439	6.0	19
Simpkins	69-48	1651	111-274	.405	0-1	.000	65-120	.542	124	248	372	100	217-4	22	128	22	287	4.2	17
Reeves	3-0	48	3-12	.250	0-3	.000	5-5	1.000	2	2	4	13	8-0	2	6	0	11	3.7	4
Perdue	67-15	1012	59-168	.351	0-0	---	50-105	.476	88	174	262	65	126-1	14	78	42	168	2.5	13
Ruffin	71-6	975	58-138	.420	0-0	---	43-88	.489	117	133	250	44	170-1	26	59	26	159	2.2	14
Ketner	6-0	41	4-10	.400	0-0	---	2-2	1.000	0	7	7	1	8-1	1	3	1	10	1.7	6
BULLS	82	19805	2585-6180	.415	340-1032	.329	1482-2089	.709	1032	2323	3355	1645	1906-18	646	1557	383	6852	84.8	110
OPPONENTS	82	19805	2916-6396	.456	358-1049	.341	1539-2070	.741	1000	2416	3416	1902	1986-18	653	1244	461	7723	94.2	123

(15-67) CHICAGO BULLS FINAL 2000-2001 REGULAR SEASON

PLAYER	G-GS	MIN	FG-FGA	PCT	3FG-FGA	PCT	FT-FTA	PCT	OFF	DEF	TOT	AST	PF-DQ	STL	TO	BLK	PTS	AVG	HI
Brand	74-74	2906	578-1215	.476	0-2	.000	334-472	.708	285	461	746	240	243-4	71	219	118	1490	20.1	31
Mercer	61-61	2535	500-1121	.446	14-46	.304	188-228	.825	72	164	236	201	148-3	78	129	27	1202	19.7	39
Artest	76-74	2363	327-815	.401	43-148	.291	210-280	.750	59	235	294	228	254-7	152	159	45	907	11.9	29
Fizer	72-13	1580	278-646	.430	10-39	.256	117-161	.727	76	237	313	76	175-0	30	124	19	683	9.5	26
Holberg	74-37	2247	217-495	.438	103-250	.412	136-157	.866	21	287	308	263	155-0	98	74	12	673	9.1	28
Miller	57-45	1434	168-386	.435	1-5	.200	168-226	.743	144	275	419	107	176-5	33	73	38	505	8.9	22
Drew	48-41	1305	124-327	.379	40-105	.381	14-19	.737	12	57	69	185	99-1	32	68	3	302	6.3	24
El-Amin	50-14	936	115-311	.370	28-84	.333	56-72	.778	21	60	81	145	99-0	48	54	2	314	6.3	21
Guyton	33-8	630	78-192	.406	27-69	.391	15-18	.833	10	26	36	64	35-0	9	24	5	198	6.0	24
Benjamin	65-5	857	115-302	.381	21-81	.259	56-83	.675	38	62	100	69	128-2	28	63	16	307	4.7	17
Crawford	61-8	1050	107-304	.352	41-117	.350	27-34	.794	9	80	89	141	68-0	43	85	14	282	4.6	17
Ruffin	45-16	879	40-90	.444	0-0	---	39-77	.506	101	161	262	39	131-2	30	46	38	119	2.6	10
Tarlac	43-12	598	39-89	.394	0-0	---	25-33	.758	37	85	122	31	95-2	7	38	19	103	2.4	10
Voskuhl	16-2	143	11-25	.440	0-0	---	8-14	.571	12	22	34	5	38-0	5	12	6	30	1.9	6
Goodrich	12-0	133	7-18	.389	1-3	.333	4-7	.571	7	14	21	6	14-0	2	8	1	19	1.6	4
Bagaric	35-0	259	17-65	.262	0-1	.000	13-28	.464	22	34	56	10	44-0	9	21	16	47	1.3	5
BULLS	82	19855	2721-6411	.424	329-950	.346	1410-1909	.739	926	2220	3186	1810	1902-26	675	1282	379	7181	87.6	122
OPPONENTS	82	19855	2987-6330	.472	348-973	.356	1607-2202	.730	957	2551	3508	1932	1754-11	635	1217	426	7927	96.7	126

YEAR-BY-YEAR STATISTICS / 2001-2003

(21-61) CHICAGO BULLS FINAL 2001-2002 REGULAR SEASON

PLAYER	G-BS	MIN	FG-FBA	PCT	3FG-FBA	PCT	FT-FTA	PCT	OFF	DEF	TOT	AST	PF-DQ	STL	TO	BLK	PTS	AVG	HI
Rose (TOT)	83-83	3153	663-1458	.455	89-246	.362	281-335	.839	43	330	373	355	251-2	78	201	45	1696	20.4	44
Rose (CHI)	30-30	1216	276-587	.470	37-100	.370	125-149	.839	14	110	124	158	103-1	33	96	16	714	23.8	44
Mercer	40-40	1503	286-717	.399	17-57	.298	84-108	.778	44	111	155	118	86-1	30	79	10	673	16.8	31
Artest	27-26	823	152-351	.433	36-91	.396	81-129	.628	40	91	131	77	108-6	75	69	23	421	15.6	29
Miller	48-47	1391	208-452	.460	2-4	.500	190-253	.751	176	225	401	101	156-2	52	74	29	608	12.7	32
Fizer	76-20	1963	371-848	.438	7-41	.171	189-283	.668	128	299	427	120	186-1	49	131	24	938	12.3	30
Crawford	23-6	481	89-187	.476	26-58	.448	10-13	.769	5	29	34	55	18-0	18	32	5	214	9.3	18
Robinson	29-12	653	112-247	.453	2-5	.400	36-48	.750	24	54	78	37	35-0	23	36	11	262	9.0	18
Hassell	78-47	2237	267-628	.425	60-165	.364	87-114	.763	65	190	255	172	184-2	55	101	44	681	8.7	22
Anthony	36-35	961	113-287	.394	29-90	.322	47-70	.671	16	72	88	203	72-1	49	58	4	302	8.4	19
Best (TOT)	74-21	1747	228-518	.440	21-59	.356	104-116	.897	20	131	151	324	173-6	89	99	7	581	7.9	21
Best (CHI)	30-18	793	112-254	.441	8-25	.320	47-51	.922	10	71	81	149	72-3	32	40	1	279	9.3	21
Curry	72-31	1150	189-377	.501	0-0	—	105-160	.656	111	161	272	25	173-0	16	69	53	483	6.7	19
Chandler	71-31	1389	151-304	.497	0-0	—	134-222	.604	114	229	343	54	179-1	28	99	93	436	6.1	21
Ollie	52-17	1146	97-253	.363	1-2	.500	109-130	.838	18	110	128	193	64-1	36	80	1	304	5.8	15
Guyton	45-6	607	88-244	.361	46-123	.374	22-27	.815	12	32	44	81	23-0	10	37	7	244	5.4	19
Holberg	79-8	1408	121-291	.416	24-92	.261	79-94	.840	18	192	210	136	87-2	61	32	5	345	4.4	18
Oakley	57-36	1383	97-263	.369	1-6	.167	21-28	.750	72	271	343	114	175-2	49	87	11	216	3.8	12
Bagaric	50-0	638	72-178	.404	0-1	.000	41-70	.586	55	107	162	23	108-0	17	46	24	185	3.7	16
Richardson (TOT)	11-0	67	10-26	.385	4-9	.500	6-9	.667	3	5	8	2	5-0	0	3	0	30	2.7	10
Richardson (CHI)	8-0	63	10-23	.435	4-8	.500	6-9	.667	2	5	7	1	5-0	0	3	0	30	3.8	10
BULLS	82	19805	2811-6491	.433	300-868	.346	1413-1958	.722	924	2359	3283	1817	1634-23	633	1252	361	7335	89.5	114
OPPONENTS	82	19805	3027-6514	.465	421-1177	.358	1560-2090	.746	944	2553	3497	2066	1720-15	681	1178	399	8035	98.0	127

(30-52) CHICAGO BULLS FINAL 2002-2003 REGULAR SEASON

PLAYER	G-BS	MIN	FG-FBA	PCT	3FG-FBA	PCT	FT-FTA	PCT	OFF	DEF	TOT	AST	PF-DQ	STL	TO	BLK	PTS	AVG	HI
Rose	82-82	3351	642-1583	.406	133-359	.370	399-467	.854	68	283	351	395	271-2	72	285	23	1816	22.1	38
Marshall	78-53	2378	421-918	.459	33-87	.379	167-221	.756	234	465	699	137	234-3	95	135	85	1042	13.4	32
Fizer	38-0	809	178-383	.465	1-6	.167	88-134	.657	80	136	216	48	89-0	14	57	17	445	11.7	28
Crawford	80-31	1992	334-808	.413	86-242	.355	104-129	.806	21	164	185	334	126-0	77	134	25	858	10.7	33
Curry	81-48	1571	335-573	.585	0-0	—	179-287	.624	116	237	353	37	226-3	18	137	62	849	10.5	31
Williams	75-54	1961	273-585	.399	65-202	.322	103-161	.640	27	168	195	350	179-1	86	171	17	714	9.5	26
Chandler	75-68	1827	257-484	.531	0-0	—	177-291	.608	169	345	514	76	220-3	37	135	106	691	9.2	27
Robinson	64-18	1355	155-315	.492	3-14	.214	51-63	.810	76	124	200	66	120-2	62	52	13	364	5.7	15
Baxter	55-0	682	96-206	.466	0-2	.000	70-103	.680	65	100	165	16	135-1	9	46	22	262	4.8	17
Hassell	82-53	1999	144-392	.367	13-40	.325	41-55	.745	37	218	255	151	197-2	45	83	61	342	4.2	15
Brunson	17-0	196	23-50	.460	4-6	.667	10-12	.833	4	15	19	36	20-0	10	17	3	60	3.5	17
Blount	50-3	836	65-134	.485	0-0	—	20-35	.571	68	137	205	50	121-1	33	43	19	150	3.0	10
Holberg	63-0	784	49-126	.389	5-21	.238	41-50	.820	11	126	137	70	59-0	40	25	5	144	2.3	11
Bagaric	10-0	76	8-26	.308	0-0	—	3-4	.750	7	13	20	4	11-0	3	5	3	19	1.9	4
Mason	17-0	113	11-31	.355	6-18	.333	2-2	1.000	2	10	12	12	20-0	4	5	0	30	1.8	6
BULLS	82	19930	2991-6714	.445	349-997	.350	1455-2014	.722	985	2541	3526	1782	2028-18	605	1388	461	7786	95.0	119
OPPONENTS	82	19930	2991-6817	.439	431-1333	.323	1794-2394	.749	1117	2572	3689	1849	1796-10	768	1208	413	8207	100.1	140

(23-59) CHICAGO BULLS FINAL 2003-2004 REGULAR SEASON

PLAYER	G-GS	MIN	FG-FGA	PCT	3FG-FGA	PCT	FT-FTA	PCT	OFF	DEF	TOT	AST	PF-DQ	STL	TO	BLK	PTS	AVG	HR
Crawford	80-73	2811	509-1318	.386	165-521	.317	200-240	.833	46	237	283	405	161-0	111	193	29	1363	17.3	50
Curry	73-63	2164	417-840	.496	1-1	1.000	235-350	.671	143	308	451	68	258-11	24	177	83	1070	14.7	28
Rose	16-14	529	75-200	.375	23-54	.426	39-51	.765	7	57	64	56	45-0	12	37	4	212	13.3	34
Hinrich	76-66	2706	318-823	.386	144-389	.380	135-168	.804	42	217	259	517	276-9	101	204	21	915	12.0	29
Gill	56-35	1411	215-548	.392	9-38	.237	100-136	.735	61	129	190	89	107-0	65	83	16	539	9.6	29
Davis (TOT)	80-73	2570	266-660	.403	0-0	---	176-230	.765	207	464	671	137	206-1	37	114	65	708	8.9	18
Davis (CHI)	65-64	2032	220-540	.407	0-0	---	139-181	.768	158	370	528	123	161-1	29	93	57	579	8.9	18
Marshall	16-8	408	57-136	.419	11-27	.407	14-20	.700	28	71	99	28	47-1	13	22	20	139	8.7	25
Fizer	46-2	738	134-350	.383	2-17	.118	90-120	.750	61	141	202	43	97-0	16	51	8	360	7.8	30
Robinson	51-4	1024	157-326	.482	1-5	.200	28-43	.651	27	77	104	58	57-1	33	45	10	343	6.7	17
Pargo (TOT)	31-1	479	81-199	.407	22-62	.355	23-27	.852	8	29	37	70	50-2	13	47	6	207	6.7	34
Pargo (CHI)	13-1	345	66-154	.429	20-53	.377	23-27	.852	8	19	27	47	38-2	7	30	5	175	13.5	34
Dupree	47-8	893	111-282	.394	4-8	.444	66-105	.629	55	112	167	55	134-4	32	51	18	292	6.2	18
Williams (TOT)	68-44	1637	158-336	.470	0-8	.000	106-155	.684	177	298	475	72	134-0	90	74	8	422	6.2	17
Williams (CHI)	53-32	1230	130-279	.466	0-7	.000	85-128	.675	142	205	347	61	104-0	71	51	5	345	6.5	15
Chandler	35-8	782	67-158	.424	0-1	.000	79-118	.669	82	188	270	23	87-2	17	38	43	213	6.1	22
Pippen	23-6	412	53-140	.379	13-48	.271	17-27	.630	20	48	68	50	38-0	21	29	9	136	5.9	17
Blount	46-3	756	97-206	.471	0-3	.000	13-24	.542	76	130	206	45	86-0	38	35	19	207	4.5	13
Baxter	14-1	147	27-49	.551	1-1	1.000	5-8	.625	11	24	35	5	31-2	1	11	6	60	4.3	19
Johnson	41-20	734	72-203	.355	7-33	.212	22-37	.595	59	124	183	27	90-2	37	37	32	173	4.2	12
Jeffries (TOT)	21-2	195	27-72	.375	17-42	.405	13-20	.650	5	24	29	7	36-0	4	19	7	84	4.0	15
Jeffries (CHI)	19-2	187	24-66	.364	16-39	.410	12-19	.632	5	23	28	6	36-0	4	18	7	76	4.0	15
Shirley	7-0	86	10-23	.435	0-1	.000	1-3	.333	8	8	16	4	9-0	1	9	1	21	3.0	6
Brunson (TOT)	40-0	412	40-105	.381	11-23	.478	27-31	.871	9	28	37	82	44-0	25	33	3	118	3.0	12
Brunson (CHI)	37-0	402	38-101	.376	11-23	.478	27-31	.871	9	28	37	80	44-0	25	33	3	114	3.1	12
Mason	3-0	43	1-11	.091	1-6	.167	0-0	---	0	3	3	3	5-0	1	2	0	3	1.0	3
BULLS	82	19830	2798-6753	.414	429-1256	.342	1330-1834	.725	1048	2519	3567	1793	1911-35	659	1321	396	7355	89.7	114
OPPONENTS	82	19830	2882-6611	.436	439-1235	.355	1673-2238	.748	1011	2682	3693	1890	1684-13	694	1250	446	7876	96.0	124

(47-35) CHICAGO BULLS FINAL 2004-2005 REGULAR SEASON

PLAYER	G-GS	MIN	FG-FGA	PCT	3FG-FGA	PCT	FT-FTA	PCT	OFF	DEF	TOT	AST	PF-DQ	STL	TO	BLK	PTS	AVG	HR
Curry	63-60	1808	393-730	.538	0-0	---	226-314	.720	116	222	338	37	202-4	21	163	58	1012	16.1	27
Hinrich	77-77	2800	445-1122	.397	145-408	.355	171-216	.792	32	272	304	494	244-9	122	176	21	1206	15.7	34
Gordon	82-3	2002	434-1056	.411	134-331	.405	233-270	.863	55	160	215	164	224-1	53	186	10	1235	15.1	35
Deng	61-45	1663	280-645	.434	31-117	.265	120-162	.741	92	230	322	135	98-0	48	118	27	711	11.7	30
Nocioni	81-38	1892	241-601	.401	25-97	.258	170-222	.766	69	317	386	122	208-3	37	135	34	677	8.4	22
Harrington	70-28	1271	217-424	.512	0-0	---	127-177	.718	106	186	292	56	188-2	24	84	18	561	8.0	24
Chandler	80-10	2189	207-419	.494	0-2	.000	226-338	.673	261	514	775	65	268-4	69	118	141	640	8.0	18
Davis	72-62	1843	193-419	.461	0-0	---	115-152	.757	152	276	428	80	147-0	27	96	41	501	7.0	20
Pargo	32-0	453	82-213	.385	23-66	.348	17-23	.739	12	35	47	76	53-0	16	45	1	204	6.4	17
Duhon	82-73	2177	172-488	.352	94-265	.355	49-67	.731	23	180	213	398	205-1	82	119	3	487	5.9	24
Platkowski	68-11	841	111-258	.430	57-134	.425	45-56	.804	15	64	79	51	67-0	29	37	1	324	4.8	24
Funderburke	2-0	21	3-6	.500	0-0	---	3-5	.600	1	2	3	0	2-0	0	0	0	9	4.5	9
Griffin	69-1	667	58-161	.360	2-9	.222	33-44	.750	52	94	146	53	78-0	43	30	4	151	2.2	16
Reiner	19-2	132	10-30	.333	0-0	---	1-4	.250	13	25	38	1	35-0	3	9	7	21	1.1	6
Williams	9-0	71	3-20	.150	0-4	.000	0-0	---	2	4	6	11	9-0	2	3	3	6	0.7	4
BULLS	82	19830	2849-6582	.432	511-1433	.357	1536-2048	.750	1001	2591	3592	1743	2028-24	576	1371	369	7745	94.5	121
OPPONENTS	82	19830	2763-6548	.422	416-1245	.334	1716-2305	.744	979	2524	3503	1715	1914-17	685	1272	434	7658	93.4	119

YEAR-BY-YEAR STATISTICS / 2005-2008

(41-41) CHICAGO BULLS FINAL 2005-2006 REGULAR SEASON

PLAYER	G-65	MIN	FB-FBA	PCT	3FB-FBA	PCT	FT-FTA	PCT	OFF	DEF	TOT	AST	PF-DQ	STL	TO	BLK	PTS	AVG	HI
Gordon	80-47	2482	486-1152	.422	168-392	.435	211-268	.787	43	176	219	240	238-2	75	180	5	1349	16.9	39
Hinrich	81-81	2955	451-1078	.418	128-341	.370	256-314	.815	29	259	288	514	251-4	94	188	21	1284	15.9	33
Deng	78-56	2604	442-954	.463	21-78	.269	207-276	.750	127	389	516	147	128-1	72	105	50	1112	14.3	28
Nocioni	82-43	2239	383-831	.461	93-238	.391	204-242	.843	89	411	500	117	252-3	40	120	52	1063	13.0	26
Songaila	62-7	1329	236-491	.481	2-5	.400	94-115	.817	76	170	246	88	157-2	35	85	16	568	9.2	21
Duhon	74-38	2155	215-538	.400	100-278	.360	117-143	.818	28	192	220	373	152-0	70	117	3	647	8.7	26
Sweetney	66-44	1222	200-444	.450	0-0	---	133-204	.652	118	232	350	59	209-4	19	95	56	533	8.1	24
Chandler	79-50	2121	160-283	.565	0-1	.000	97-193	.503	265	449	714	81	298-14	41	123	104	417	5.3	15
Allen	54-20	701	121-247	.490	1-1	1.000	23-38	.605	44	96	140	20	92-0	14	34	16	266	4.9	16
Harrington	72-23	824	135-273	.495	0-0	---	77-123	.626	54	100	154	39	131-1	7	61	13	347	4.8	19
Pargo	57-0	646	109-292	.373	39-103	.379	17-21	.810	8	53	61	94	57-1	24	61	2	274	4.8	23
T. Thomas	3-0	32	6-16	.375	1-6	.167	0-0	---	0	4	4	2	1-0	0	1	1	13	4.3	6
Basden	19-0	141	15-37	.405	1-7	.143	8-10	.800	7	21	28	8	17-0	9	9	2	39	2.1	8
Piatkowski	29-1	228	24-61	.393	9-33	.273	2-5	.400	4	19	23	13	20-0	6	11	1	59	2.0	11
Schenscher	20-0	149	16-26	.615	0-0	---	4-13	.308	8	21	29	7	21-0	1	5	3	36	1.8	10
Graham	3-0	20	1-5	.200	1-4	.250	2-2	1.000	0	3	3	1	3-0	0	1	0	5	1.7	5
J. Thomas (TOT)	22-0	150	10-19	.526	0-0	---	8-14	.571	12	27	39	1	35-0	0	7	3	28	1.3	8
J. Thomas (CHI)	7-0	26	3-6	.500	0-0	---	0-0	---	4	4	8	0	3-0	0	0	0	6	0.9	2
Holcomb	4-0	11	1-1	1.000	0-0	---	0-0	---	1	0	1	0	2-0	0	0	0	2	0.5	2
Livingston	5-0	22	0-2	.000	0-0	---	0-0	---	1	3	4	1	6-0	1	1	0	0	0.0	0
BULLS	82	19905	3004-6737	.446	560-1477	.379	1452-1967	.738	906	2602	3508	1804	2038-32	508	1224	345	8020	97.8	127
OPPONENTS	82	19905	2773-6515	.426	501-1428	.351	1821-2472	.777	881	2541	3422	1652	1863-22	611	1228	420	7968	97.2	118

(49-33) CHICAGO BULLS FINAL 2006-2007 REGULAR SEASON

PLAYER	G-65	MIN	FB-FBA	PCT	3FB-FBA	PCT	FT-FTA	PCT	OFF	DEF	TOT	AST	PF-DQ	STL	TO	BLK	PTS	AVG	HI
Gordon	82-51	2704	609-1338	.455	155-375	.413	380-440	.864	35	223	258	296	252-1	64	249	17	1753	21.4	48
Deng	82-82	3071	630-1218	.517	1-7	.143	279-359	.777	148	431	579	204	167-1	97	153	48	1540	18.8	38
Hinrich	80-80	2839	475-1061	.448	140-337	.415	237-284	.835	32	242	274	500	274-5	100	191	23	1327	16.6	33
Nocioni	53-31	1406	273-584	.467	80-209	.383	123-145	.848	42	259	301	57	164-3	27	104	24	749	14.1	31
Duhon	78-30	1906	197-483	.408	88-245	.359	76-101	.752	23	146	169	310	150-0	69	105	6	558	7.2	20
Wallace	77-77	2697	192-424	.453	1-5	.200	109-267	.408	303	518	821	186	153-0	111	101	156	494	6.4	19
Brown	72-49	1456	170-418	.407	0-2	.000	96-122	.787	129	218	347	48	187-1	24	85	52	436	6.1	19
Thomas	72-4	966	134-282	.475	0-2	.000	106-175	.606	89	180	269	40	162-2	46	94	76	374	5.2	27
Allen	60-1	638	107-258	.415	0-1	.000	28-34	.824	42	77	119	16	85-0	17	21	16	242	4.0	15
Sefolosha	71-4	868	109-256	.426	15-42	.357	23-45	.511	35	118	153	60	100-0	33	60	11	256	3.6	19
Sweetney	48-0	365	58-134	.433	0-0	---	37-66	.561	45	75	120	28	79-0	9	42	11	153	3.2	13
Griffin	54-1	585	61-129	.473	0-6	.000	15-19	.789	40	69	109	59	78-1	32	38	4	137	2.5	17
Khryzga	33-0	231	27-70	.386	0-6	.000	19-26	.731	20	37	57	21	53-0	10	16	1	73	2.2	12
Barrett	6-0	29	4-8	.500	0-0	---	0-0	---	1	4	5	7	4-0	0	4	0	8	1.3	2
BULLS	82	19780	3046-6663	.457	480-1237	.388	1528-2083	.734	984	2587	3581	1832	1908-14	639	1310	445	8100	98.8	126
OPPONENTS	82	19780	2793-6416	.435	484-1387	.349	1619-2219	.730	887	2456	3353	1675	1900-23	614	1429	433	7689	93.8	123

(33-49) CHICAGO BULLS FINAL 2007-2008 REGULAR SEASON

PLAYER	G-65	MIN	FB-FBA	PCT	3FB-FBA	PCT	FT-FTA	PCT	OFF	DEF	TOT	AST	PF-DQ	STL	TO	BLK	PTS	AVG	HI
Gordon	72-27	2251	464-1069	.410	142-346	.410	266-293	.908	40	181	221	213	171-2	55	150	8	1336	18.6	39
Deng	63-59	2128	429-896	.479	8-122	.364	204-265	.770	136	258	394	155	117-1	57	120	29	1070	17.0	32
Nocioni	82-27	2021	379-877	.432	126-346	.364	196-243	.807	48	294	342	95	245-3	25	133	43	1080	13.2	30
Hughes (TOT)	68-57	2020	305-801	.387	67-197	.345	150-188	.798	39	191	230	181	139-9	99	116	17	827	12.2	40
Hughes (CHI)	25-25	810	125-323	.387	24-68	.353	62-80	.775	12	75	87	87	48-0	39	44	6	336	12.0	29
Gooden (TOT)	69-65	2122	332-740	.449	0-8	.000	162-215	.753	175	415	590	81	203-1	48	122	53	826	12.0	31
Gooden (CHI)	18-14	558	100-217	.461	0-0	.000	52-64	.813	58	109	167	31	58-1	13	31	23	252	14.0	31
Hinrich	75-72	2380	330-797	.414	84-240	.350	116-142	.831	28	216	244	452	224-2	87	157	19	862	11.5	38
Smith	50-35	1146	225-483	.466	0-1	.000	109-135	.807	108	157	265	47	113-0	25	49	31	559	11.2	31
Thomas	74-27	1330	166-440	.423	1-6	.167	129-174	.741	102	240	342	90	190-0	48	77	72	502	6.8	26
Sefolosha	69-22	1436	180-421	.428	29-88	.330	75-104	.721	50	205	255	129	128-1	61	93	30	464	6.7	22
Noah	74-31	1534	177-367	.482	0-1	.000	134-194	.691	174	242	416	84	173-0	68	89	64	488	6.6	18
Duhon	66-18	1490	133-344	.387	54-155	.348	65-80	.813	19	97	116	263	92-0	48	71	2	385	5.8	34
Brown (TOT)	21-4	240	44-126	.349	3-30	.300	17-29	.586	6	14	20	17	29-0	11	24	3	114	5.4	20
Brown (CHI)	6-0	22	3-15	.200	0-1	.000	3-6	.500	1	1	2	0	4-0	1	5	2	9	1.5	4
Gardner	4-0	45	9-23	.391	3-12	.250	0-2	.000	3	1	4	1	4-0	0	4	0	21	5.3	14
Wallace	50-50	1627	101-271	.373	0-4	.000	53-125	.424	175	266	441	92	86-0	69	49	80	255	5.1	12
Gray	61-1	613	103-204	.505	0-1	.000	56-99	.566	70	98	168	41	117-0	21	57	16	262	4.3	19
Khryzga	9-0	105	12-31	.387	0-1	.000	8-14	.571	6	14	20	8	11-0	6	6	0	32	3.6	11
Griffin	22-2	222	24-60	.400	0-0	---	3-7	.429	19	18	37	22	19-0	12	16	1	51	2.3	6
Nichols (TOT)	14-0	44	6-23	.261	3-13	.231	0-0	---	0	5	5	1	4-0	0	4	3	15	1.1	2
Nichols (CHI)	11-0	30	5-15	.333	3-10	.300	0-0	---	0	4	4	1	4-0	0	2	3	13	1.2	3
Simmons (TOT)	14-0	87	4-14	.286	0-0	---	0-10	.000	6	12	18	0	8-0	2	6	5	8	0.6	2
Simmons (CHI)	7-0	19	2-8	.250	0-0	---	0-2	.000	1	2	3	0	1-0	0	2	0	4	0.6	2
BULLS	82	19805	2987-6861	.435	474-1305	.363	1533-2029	.756	1050	2478	3528	1811	1784-10	635	1187	429	7981	97.3	151
OPPONENTS	82	19805	2982-6583	.453	571-1522	.375	1699-2217	.766	914	2582	3496	1794	1746-19	648	1254	465	8234	100.4	135

(41-41) CHICAGO BULLS FINAL 2008-2009 REGULAR SEASON

PLAYER	G-63	MIN	FG-FBA	PCT	3FG-FBA	PCT	FT-FTA	PCT	OFF	DEF	TOT	AST	PF-DQ	STL	TO	BLK	PTS	AVG	HI
Gordon	82-76	2959	598-1315	.455	173-422	.410	330-382	.864	52	231	283	279	184-1	71	200	22	1659	20.7	43
Salmons (TOT)	79-74	2959	516-1093	.472	126-302	.417	288-347	.830	59	274	333	249	182-0	83	165	24	1446	18.3	38
Salmons (CHI)	26-21	979	165-349	.473	49-118	.415	97-115	.843	16	96	112	53	60-0	25	43	15	476	18.3	38
Rose	81-80	3000	574-1208	.475	16-72	.222	197-250	.788	96	221	317	512	125-1	66	202	18	1361	16.8	27
Deng	49-46	1665	265-591	.448	8-20	.400	152-191	.796	80	215	295	94	85-1	60	72	25	690	14.1	28
Gooden	31-27	918	161-352	.457	0-3	.000	84-97	.866	82	184	266	43	103-2	26	57	14	406	13.1	22
Hughes	30-6	792	127-308	.412	40-102	.392	67-82	.817	6	88	94	59	5-1	36	36	9	361	12.0	26
Miller (TOT)	70-43	2100	292-614	.476	23-56	.411	224-272	.824	150	395	545	234	223-2	52	130	36	831	11.9	30
Miller (CHI)	27-0	746	108-226	.478	3-13	.231	99-116	.853	67	134	201	86	88-2	22	47	12	318	11.8	21
Ty. Thomas	79-61	2175	308-683	.451	3-9	.333	238-304	.783	148	360	508	77	220-0	91	129	151	867	10.8	24
Nocioni	53-2	1278	186-449	.414	79-209	.378	100-124	.806	34	188	222	60	176-4	26	73	16	551	10.4	22
Hinrich	51-4	1339	183-419	.437	69-169	.408	68-86	.791	16	107	123	197	126-0	66	87	19	503	9.9	31
Ti. Thomas (TOT)	64-6	1247	189-438	.432	78-189	.413	89-121	.736	42	159	201	68	144-3	31	70	11	545	8.5	26
Ti. Thomas (CHI)	18-0	254	36-90	.400	19-43	.442	14-20	.700	8	34	42	12	27-0	6	10	0	105	5.8	17
Noah	80-55	1938	297-372	.556	0-1	.000	123-162	.756	244	362	606	106	236-6	49	82	110	537	6.7	19
Sefolosha	43-14	735	79-182	.434	16-50	.300	21-25	.840	26	97	123	65	50-0	35	37	19	194	4.5	14
Roberson (TOT)	29-0	276	44-120	.367	26-81	.321	5-5	1.000	6	16	22	20	18-0	10	8	1	119	4.1	19
Roberson (CHI)	6-0	23	5-17	.294	2-10	.200	0-0	---	2	5	7	1	0-0	0	1	0	12	2.0	8
Nelson (TOT)	13-5	171	24-54	.444	0-3	.000	5-14	.357	6	18	24	13	24-0	9	15	2	53	4.1	9
Gray	56-18	715	81-167	.485	0-1	.000	34-59	.576	84	136	220	46	135-1	14	40	18	196	3.5	12
James (TOT)	2-0	10	3-8	.375	0-0	---	0-0	---	1	2	3	0	2-0	1	1	1	6	3.0	4
Hunter	28-0	266	27-82	.329	16-48	.333	3-5	.600	2	10	12	37	28-0	20	19	1	73	2.6	13
Simmons	11-0	61	11-21	.524	0-0	---	6-14	.429	4	8	12	2	6-0	1	0	4	28	2.5	9
Nichols	2-0	5	1-4	.250	0-1	.000	0-0	---	0	0	0	1	1-0	0	0	0	2	1.0	2
Johnson (TOT)	10-0	55	4-11	.364	1-2	.500	0-0	---	3	5	8	2	7-0	1	2	0	9	0.9	4
Johnson (CHI)	8-0	42	4-11	.364	1-2	.500	0-0	---	3	5	8	2	6-0	1	2	0	9	1.1	4
BULLS	82	19930	3126-6846	.457	493-1293	.381	1633-2052	.786	970	2481	3451	1732	1709-19	615	1192	453	8378	102.2	129
OPPONENTS	82	19930	3141-6864	.458	486-1400	.347	1633-2077	.786	1017	2491	3508	1723	1708-10	622	1177	449	8401	102.5	134

(41-41) CHICAGO BULLS FINAL 2009-2010 REGULAR SEASON

PLAYER	G-63	MIN	FG-FBA	PCT	3FG-FBA	PCT	FT-FTA	PCT	OFF	DEF	TOT	AST	PF-DQ	STL	TO	BLK	PTS	AVG	HI
Rose	78-78	2871	672-1373	.489	16-60	.267	259-338	.766	65	228	293	469	96-1	57	217	27	1619	20.8	39
Deng	70-69	2651	473-1014	.466	32-83	.386	252-330	.764	131	381	512	143	129-0	66	134	61	1230	17.6	31
Salmons	51-2	1695	230-548	.420	73-192	.380	116-147	.789	18	156	174	125	101-0	65	70	22	649	12.7	27
Hinrich	74-53	2481	308-753	.409	104-280	.371	85-113	.752	24	236	260	330	204-1	85	113	24	805	10.9	30
Noah	64-54	1925	282-520	.504	0-0	---	163-219	.744	220	484	704	132	198-1	32	117	100	687	10.7	21
Murray (TOT)	75-2	1673	268-683	.392	69-221	.312	141-184	.727	28	155	183	135	126-0	46	91	16	746	9.9	31
Murray (CHI)	29-1	680	108-272	.397	28-90	.311	48-63	.762	13	72	85	51	49-0	18	26	4	292	10.1	25
Warrick (TOT)	76-6	1557	265-550	.482	1-7	.143	202-274	.737	127	187	314	52	126-0	24	80	18	733	9.6	23
Warrick (CHI)	28-0	533	83-172	.483	0-1	.000	77-102	.755	40	62	102	17	43-0	7	23	8	243	8.7	22
Gibson	82-70	2204	311-629	.484	0-0	---	113-175	.646	226	385	611	70	282-9	50	114	104	735	9.0	22
Thomas	29-3	678	99-205	.483	0-1	.000	58-90	.644	42	141	183	33	64-2	40	52	48	256	8.8	21
Miller	82-37	1950	250-581	.430	37-132	.280	182-220	.827	83	316	399	154	189-1	44	107	29	719	8.8	27
Brown (TOT)	50-37	1060	136-361	.377	58-164	.354	69-86	.802	29	95	124	65	72-0	33	62	6	399	8.0	30
Brown (CHI)	11-0	93	8-36	.222	4-17	.235	0-0	---	2	13	15	7	10-0	3	5	1	20	1.8	5
Pargo	63-5	829	132-381	.346	38-138	.275	42-45	.933	9	69	78	89	68-0	29	50	2	344	5.5	27
Law (TOT)	26-1	234	35-75	.467	5-16	.313	38-49	.776	3	14	17	26	16-0	11	17	1	113	4.3	22
Law (CHI)	12-1	135	21-45	.467	4-12	.333	20-27	.741	3	11	14	16	8-0	4	12	0	66	5.5	22
Johnson	65-11	757	95-210	.452	15-46	.326	51-70	.729	34	94	128	48	126-3	21	62	43	256	3.9	20
Gray	8-0	50	8-21	.381	0-0	---	2-7	.286	5	11	16	2	10-0	0	1	0	18	2.3	6
Richard	18-0	224	15-29	.517	0-0	---	7-11	.636	19	40	59	7	50-2	8	14	4	37	2.1	6
Hunter	13-0	122	5-30	.167	1-13	.077	2-2	1.000	1	13	14	9	12-0	1	4	0	13	1.0	5
Alexander (TOT)	8-0	29	1-6	.167	0-1	.000	2-3	.667	2	3	5	2	9-0	1	0	1	4	0.5	2
Alexander (CHI)	8-0	29	1-6	.167	0-1	.000	2-3	.667	2	3	5	2	9-0	1	0	1	4	0.5	2
BULLS	82	19905	3081-6825	.451	352-1066	.330	1479-1962	.754	937	2715	3652	1704	1648-20	531	1175	478	7993	97.5	122
OPPONENTS	82	19905	3043-6885	.442	584-1680	.348	1457-1958	.744	916	2589	3505	1715	1643-7	578	1090	438	8127	99.1	132

YEAR-BY-YEAR STATISTICS / 2010-2013

(62-20) CHICAGO BULLS FINAL 2010-2011 REGULAR SEASON

PLAYER	G-GS	MIN	FG-FBA	PCT	3FG-FBA	PCT	FT-FTA	PCT	OFF	DEF	TOT	AST	PF-DQ	STL	TO	BLK	PTS	AVG	HI
Rose	81-81	3026	711-1597	.445	228-385	.332	476-555	.858	81	249	330	623	136-2	85	278	51	2026	25.0	42
Boozer	59-59	1882	431-845	.510	0-0	---	171-244	.701	130	435	565	145	186-0	45	149	18	1033	17.5	34
Deng	82-82	3208	531-1155	.460	115-333	.345	253-336	.753	116	360	476	230	162-0	78	156	48	1430	17.4	40
Noah	48-48	1576	211-402	.525	0-1	.000	139-188	.739	182	316	498	107	156-2	48	90	72	561	11.7	26
Korver	82-0	1649	242-557	.434	120-289	.415	77-87	.885	12	138	150	124	156-0	35	60	20	681	8.3	24
Gibson	80-19	1742	234-502	.466	1-8	.125	100-148	.676	162	296	458	58	203-3	39	71	106	569	7.1	18
Brewer	81-1	1781	205-427	.480	6-27	.222	67-133	.504	55	207	262	140	82-0	106	55	22	503	6.2	12
Watson	82-1	1091	146-384	.371	44-112	.393	69-93	.742	16	78	94	186	82-0	55	73	11	405	4.9	33
Butler (TOT)	47-2	770	79-237	.333	46-136	.338	18-27	.667	10	67	77	27	37-0	8	24	15	222	4.7	10
Butler (CHI)	6-0	26	6-11	.545	4-7	.571	0-0	---	0	1	1	0	3-0	0	2	0	16	2.7	10
Bogans	82-82	1461	124-307	.404	90-237	.380	21-32	.656	19	129	148	101	113-0	38	41	9	359	4.4	17
Thomas	52-37	1178	95-166	.511	1-1	1.000	20-32	.625	75	226	301	60	164-3	32	42	42	211	4.1	22
Johnson	13-0	123	17-41	.415	2-9	.222	6-13	.462	6	18	24	14	25-1	8	18	9	42	3.2	12
Asik	82-0	989	78-141	.553	0-0	---	73-145	.503	112	194	306	32	153-2	20	64	56	229	2.8	14
Scalabrino	10-0	88	10-19	.526	0-5	.000	0-0	---	1	7	8	6	18-0	3	5	4	20	1.1	6
Lucas	2-0	10	1-3	.333	0-1	.000	0-2	.000	0	0	0	1	0-0	0	0	0	2	1.0	2

BULLS	82	19830	3042-6587	.462	511-1415	.361	1492-2008	.743	967	2654	3621	1827	1639-13	592	1161	468	8087	98.6	132
OPPONENTS	82	19830	2805-6523	.430	427-1308	.326	1450-1898	.764	828	2322	3150	1556	1645-8	568	1159	477	7487	91.3	120

(50-16) CHICAGO BULLS FINAL 2011-2012 REGULAR SEASON

PLAYER	G-GS	MIN	FG-FBA	PCT	3FG-FBA	PCT	FT-FTA	PCT	OFF	DEF	TOT	AST	PF-DQ	STL	TO	BLK	PTS	AVG	HI
Rose	39-39	1375	302-695	.435	54-173	.312	184-239	.812	26	105	131	307	52-0	35	119	28	652	21.8	35
Deng	54-54	2129	311-755	.412	79-216	.367	127-165	.770	77	273	350	157	81-0	56	96	36	828	15.3	26
Boozer	66-66	1948	448-842	.532	0-1	.000	95-137	.693	114	450	564	125	168-1	63	115	24	991	15.0	31
Hamilton	28-28	697	140-310	.452	17-46	.370	29-37	.784	20	46	66	84	56-0	12	49	1	326	11.6	22
Noah	64-64	1945	249-490	.508	0-1	.000	164-206	.748	242	387	629	160	162-1	41	92	92	652	10.2	22
Watson	49-25	1159	161-437	.368	68-173	.393	84-104	.808	21	84	105	200	103-0	45	97	8	474	9.7	23
Korver	65-7	1469	178-412	.432	118-271	.435	55-66	.833	26	133	159	112	110-0	36	53	15	529	8.1	26
Gibson	63-0	1284	200-404	.495	0-0	---	84-135	.622	135	197	332	47	131-1	27	60	81	484	7.7	19
Lucas	49-2	726	143-358	.399	55-140	.393	28-32	.875	22	54	76	108	42-0	19	42	1	369	7.5	25
Brewer	66-43	1635	190-445	.427	19-69	.275	56-100	.560	72	159	231	137	64-0	72	59	21	455	6.9	20
James	11-0	120	20-49	.408	6-10	.600	7-8	.875	2	8	10	29	20-2	4	14	2	53	4.8	16
Asik	68-2	971	79-158	.506	0-0	---	47-103	.456	127	223	350	32	121-0	30	68	68	205	3.1	11
Butler	42-0	359	32-79	.405	2-11	.182	43-66	.652	23	33	56	14	20-0	11	14	5	109	2.6	12
Scalabrino	28-0	122	14-30	.467	1-7	.143	3-6	.500	8	13	21	15	9-0	5	9	6	32	1.1	5

BULLS	66	15940	2467-5462	.452	419-1117	.375	1006-1394	.722	915	2165	3080	1527	1139-5	456	823	388	6359	96.3	121
OPPONENTS	66	15940	2284-5420	.421	305-939	.325	946-1279	.740	750	1889	2639	1245	1166-3	490	876	343	5819	88.2	115

(45-37) CHICAGO BULLS FINAL 2012-2013 REGULAR SEASON

PLAYER	G-GS	MIN	FG-FBA	PCT	3FG-FBA	PCT	FT-FTA	PCT	OFF	DEF	TOT	AST	PF-DQ	STL	TO	BLK	PTS	AVG	HI
Deng	75-75	2903	466-1093	.426	75-233	.322	230-282	.816	162	314	476	222	105-0	81	144	32	1237	16.5	33
Boozer	79-79	2546	544-1140	.477	0-2	.000	193-264	.731	175	596	771	179	239-1	66	176	28	1281	16.2	36
Robinson	82-23	2086	399-921	.433	141-348	.405	135-169	.799	29	155	184	358	207-0	85	144	10	1074	13.1	35
Noah	66-64	2426	303-630	.481	0-5	.000	178-237	.751	260	473	733	262	185-2	78	176	141	784	11.9	30
Hamilton	50-45	1088	204-475	.429	16-52	.308	66-77	.857	16	67	83	119	93-0	24	84	5	490	9.8	30
Bellinelli	73-27	1882	241-610	.395	79-221	.357	141-168	.839	13	127	140	148	140-1	44	82	6	702	9.6	24
Butler	82-20	2134	239-512	.467	40-105	.381	167-233	.803	136	192	328	115	97-0	78	62	31	705	8.6	28
Gibson	65-5	1459	214-441	.485	0-4	.000	89-131	.679	125	220	345	61	166-2	27	76	90	517	8.0	21
Hinrich	60-60	1764	158-422	.377	71-182	.390	70-98	.714	16	142	158	314	192-4	63	99	25	458	7.7	25
Cook (TOT)	49-1	441	51-167	.305	26-91	.286	9-12	.750	7	54	61	19	26-0	8	15	7	137	2.8	19
Cook (CHI)	33-0	276	30-108	.278	15-61	.246	7-9	.778	2	41	43	9	13-0	2	9	5	82	2.5	19
Mohammed	63-12	693	66-180	.367	0-2	.000	34-47	.723	73	122	195	26	97-0	21	24	32	166	2.6	17
Teague	48-0	382	43-113	.381	4-23	.174	9-16	.563	3	41	44	63	47-0	9	35	7	99	2.1	11
Radmanovic	25-0	144	13-43	.302	5-27	.185	2-3	.667	10	18	28	8	29-0	8	7	4	33	1.3	7
Thomas (TOT)	12-0	57	5-10	.500	0-0	---	5-8	.625	5	11	16	4	8-0	2	3	2	15	1.3	6
Thomas (CHI)	7-0	36	5-9	.556	0-0	---	2-4	.500	5	6	11	2	7-0	2	2	1	12	1.7	6
Amundson	1-0	2	1-1	.000	0-0	---	0-0	---	1	0	1	0	0-0	0	0	0	0	0.0	0

BULLS	82	19830	2926-6698	.437	446-1265	.353	1343-1738	.773	1026	2514	3540	1886	1677-10	588	1171	417	7641	93.2	118
OPPONENTS	82	19830	2806-6565	.443	453-1309	.346	1350-1826	.739	901	2469	3370	1545	1608-16	600	1123	477	7615	92.9	128

(48-34) CHICAGO BULLS FINAL 2013-2014 REGULAR SEASON

PLAYER	G-GS	MIN	FG-FGA	PCT	3FG-FBA	PCT	FT-FTA	PCT	OFF	DEF	TOT	AST	PF-QD	STL	TO	BLK	PTS	AVG	HI
Deng	23-23	860	160-354	.452	17-62	.274	101-124	.815	40	118	158	85	53-0	24	59	4	438	19.0	37
Rose	10-10	311	58-164	.354	16-47	.340	27-32	.844	9	23	32	43	16-0	5	34	1	169	15.9	20
Boozer	76-76	2141	447-980	.456	0-2	.000	148-193	.767	137	495	632	118	216-0	53	154	22	1042	13.7	31
Butler	67-67	2561	275-693	.397	69-240	.283	200-338	.769	87	243	330	175	106-0	127	102	36	878	13.1	26
Augustin (TOT)	71-9	1939	298-718	.415	133-332	.401	201-227	.885	15	115	130	313	147-0	53	125	3	930	13.1	33
Augustin (CHI)	61-9	1657	291-694	.419	132-321	.411	195-221	.882	15	111	126	303	140-0	52	116	3	909	14.9	33
Gibson	82-8	2351	429-896	.479	0-7	.000	21-281	.751	200	358	558	91	207-2	41	150	112	1069	13.0	26
Noah	80-80	2820	380-800	.475	0-2	.000	247-335	.737	282	618	900	431	245-2	99	194	121	1007	12.6	26
Dunleavy	82-61	2584	333-774	.430	123-324	.380	140-164	.854	46	299	345	186	163-0	64	108	46	929	11.3	24
Hinrich	73-61	2116	243-619	.393	85-242	.351	95-125	.760	31	161	192	286	203-2	80	120	26	666	9.1	19
Fredette (TOT)	49-0	519	107-227	.471	40-84	.476	19-21	.905	8	44	52	64	35-0	14	48	3	273	5.6	24
Fredette (CHI)	8-0	56	13-29	.448	4-11	.364	2-2	1.000	1	6	7	3	7-0	0	4	0	32	.40	17
Snell	77-12	1231	129-336	.384	57-178	.320	31-41	.756	19	105	124	68	84-0	29	44	15	346	4.5	20
Smith (TOT)	11-0	100	18-28	.643	0-0	---	2-5	.400	11	16	27	0	17-1	1	5	2	38	3.5	12
Martin	6-0	48	5-8	.625	3-5	.600	2-4	.500	1	4	5	2	3-0	1	1	0	15	2.5	11
Teague	19-2	242	16-66	.242	2-10	.200	11-16	.688	1	18	19	28	25-0	2	17	4	45	2.4	10
Amundson (TOT)	19-0	185	16-32	.500	0-0	---	6-24	.250	28	27	55	6	49-2	9	14	11	38	2.0	7
Amundson (CHI)	1-0	1	0-0	---	0-0	---	0-0	---	0	0	0	0	0-0	0	0	0	0	0.0	0
Mohammed	80-1	562	54-126	.429	0-0	---	16-30	.533	66	109	175	20	77-0	14	37	30	124	1.6	9
Shengela (TOT)	26-0	155	13-28	.464	0-6	.000	3-8	.375	4	12	16	14	18-0	3	12	1	29	1.1	7
Shengela (CHI)	9-0	17	2-4	.500	0-0	---	0-0	---	0	2	2	2	2-0	1	1	0	4	0.4	2
James	11-0	77	5-21	.238	1-5	.200	0-2	.000	0	7	7	17	11-0	2	5	0	11	1.0	5
Brewer (TOT)	24-3	160	3-15	.200	1-8	.125	0-2	.000	2	12	14	10	4-0	6	2	1	7	0.3	3
Brewer (CHI)	1-0	2	0-0	---	0-0	---	0-0	---	0	0	0	0	0-0	0	0	0	0	0.0	0
Murphy	24-0	62	3-13	.231	0-3	.000	0-0	---	2	6	8	2	7-0	0	2	4	6	0.3	2
Varnado	1-0	2	0-0	---	0-0	---	0-0	---	0	0	0	0	1-0	0	0	0	0	0.0	0
BULLS	82	19930	2043-6577	.432	508-1459	.348	1406-1908	.779	937	2683	3620	1860	1565-6	594	1223	424	7680	93.7	128
OPPONENTS	82	19930	2067-6660	.430	538-1532	.351	1256-1668	.753	876	2508	3384	1604	1714-12	621	1178	490	7528	91.8	131

(50-32) CHICAGO BULLS FINAL 2014-2015 REGULAR SEASON

PLAYER	G-GS	MIN	FG-FGA	PCT	3FG-FBA	PCT	FT-FTA	PCT	OFF	DEF	TOT	AST	PF-QD	STL	TO	BLK	PTS	AVG	HI
Butler	65-65	2513	421-912	.462	73-193	.378	386-463	.834	114	265	379	212	108-0	114	93	36	1301	20.0	35
Gasol	78-78	2681	570-1163	.494	12-26	.462	294-366	.803	220	699	919	210	147-0	25	158	147	1446	18.5	46
Rose	51-51	1530	398-935	.405	76-271	.280	152-187	.813	35	126	161	251	63-0	36	161	16	904	17.7	32
Brooks	82-21	1885	344-817	.421	121-313	.387	145-174	.833	32	134	166	261	189-2	54	157	15	954	11.6	31
Gibson	62-17	1692	254-506	.502	0-0	---	132-184	.717	162	234	396	71	162-1	36	77	75	640	10.3	23
Mirotic	82-3	1654	253-624	.405	99-313	.316	228-284	.803	63	341	404	97	172-1	54	89	54	833	10.2	29
Dunleavy	63-63	1838	209-481	.435	107-263	.407	70-87	.805	28	220	248	114	123-0	39	60	21	585	9.4	27
Noah	67-67	2049	180-427	.445	0-2	.000	105-174	.603	219	427	646	312	203-3	48	123	74	485	7.2	18
Snell	72-22	1412	159-371	.429	73-197	.371	44-55	.800	31	145	176	62	86-0	32	48	11	435	6.0	24
Hinrich	66-22	1610	142-381	.373	58-168	.345	35-50	.700	20	101	121	148	144-0	46	73	14	377	5.7	20
McDermott	36-0	321	43-107	.402	13-41	.317	19-15	.667	6	37	43	6	29-0	4	17	1	109	3.0	16
Moore	56-0	504	62-139	.446	13-38	.342	12-20	.600	12	34	46	33	45-0	20	14	6	149	2.7	19
Mohammed	23-0	128	13-30	.433	0-0	---	1-3	.333	11	27	38	3	16-0	4	7	5	27	1.2	8
Baird	18-1	64	3-14	.214	0-0	---	4-5	.800	6	2	8	1	8-0	2	3	1	10	0.6	3
BULLS	82	19880	3001-6797	.442	645-1825	.353	1618-2067	.783	958	2792	3751	1781	1495-7	514	1145	476	8265	100.8	129
OPPONENTS	82	19880	3095-7109	.435	538-1605	.335	1291-1723	.749	963	2598	3561	1657	1736-17	614	1000	443	8019	97.8	132

(42-40) CHICAGO BULLS FINAL 2015-2016 REGULAR SEASON

PLAYER	G-GS	MIN	FG-FGA	PCT	3FG-FBA	PCT	FT-FTA	PCT	OFF	DEF	TOT	AST	PF-QD	STL	TO	BLK	PTS	AVG	HI
Butler	67-67	2474	470-1035	.454	64-205	.312	395-475	.832	79	279	358	321	124-1	110	132	43	1399	20.9	53
Gasol	72-72	2291	467-995	.469	24-69	.348	229-289	.792	155	638	793	294	184-1	42	164	146	1187	16.5	31
Rose	66-66	2097	447-1048	.427	44-150	.293	142-179	.793	46	179	225	311	84-1	44	175	14	1080	16.4	34
Mirotic	66-38	1646	248-609	.407	135-346	.390	146-181	.807	58	304	362	100	151-1	58	102	46	777	11.8	35
McDermott	81-4	1861	291-644	.452	110-259	.425	72-84	.857	37	158	195	59	127-0	14	53	6	764	9.4	30
Gibson	73-55	1936	263-500	.526	0-3	.000	101-146	.692	206	298	504	106	180-1	47	78	77	627	8.6	18
Moore	59-22	1263	187-388	.481	47-104	.452	22-35	.629	19	114	133	93	103-0	37	53	18	443	7.5	24
Dunleavy	31-30	703	77-188	.410	39-99	.394	29-37	.784	8	75	83	39	66-0	14	26	10	222	7.2	18
Brooks	69-0	1108	188-469	.401	66-185	.357	49-64	.766	21	80	101	180	132-0	30	82	10	491	7.1	29
Portis	62-4	1102	186-436	.427	16-52	.308	48-66	.727	123	214	337	52	100-0	25	54	22	436	7.0	20
Snell	64-33	1701	126-339	.372	56-155	.361	30-33	.909	19	180	199	63	100-0	16	52	17	338	5.3	22
Holiday (TOT)	53-5	733	88-228	.386	36-105	.343	27-37	.730	12	78	90	56	61-0	32	39	19	239	4.5	29
Holiday (CHI)	27-4	510	64-155	.413	26-60	.433	22-27	.815	8	55	63	45	40-0	19	26	15	176	6.5	29
Noah	29-2	635	51-133	.383	0-1	.000	22-45	.489	87	168	255	110	77-0	18	52	29	124	4.3	21
Hinrich	35-7	555	47-118	.398	23-56	.411	15-16	.938	7	51	58	58	63-1	13	27	1	132	3.8	17
Felicio	31-4	321	40-72	.556	0-4	.000	25-35	.714	30	72	102	26	31-0	6	13	13	105	3.4	16
Baird	18-2	103	13-40	.325	1-5	.200	7-8	.875	4	24	28	6	19-0	2	4	3	34	1.9	8
BULLS	82	19905	3165-7170	.441	651-1753	.371	1354-1720	.787	907	2889	3796	1870	1545-6	495	1141	470	8335	101.6	144
OPPONENTS	82	19905	3234-7333	.441	651-1885	.345	1337-1813	.737	969	2798	3767	1848	1535-15	655	974	465	8456	103.1	147

YEAR-BY-YEAR STATISTICS / 2016-2018

(41-41) CHICAGO BULLS FINAL 2016-2017 REGULAR SEASON

PLAYER	G-65	MIN	FG-FBA	PCT	3FG-FBA	PCT	FT-FTA	PCT	OFF	DEF	TOT	AST	PF-DQ	STL	TO	BLK	PTS	AVG	HI
Butler	76-75	2809	570-1252	.455	91-248	.367	585-676	.865	129	341	470	417	112-0	143	159	32	1816	23.9	52
Wade	60-59	1792	414-955	.434	45-145	.310	223-281	.794	63	207	270	228	112-0	86	138	41	1096	18.3	35
Gibson	55-55	1502	276-530	.521	2-12	.167	85-119	.714	120	262	382	60	123-2	27	77	50	639	11.6	23
Mirotic	70-15	1679	258-625	.413	129-377	.342	99-129	.773	61	323	384	75	128-0	53	80	55	744	10.6	28
Lopez	81-81	2271	382-775	.493	0-2	.000	75-104	.721	244	276	520	80	151-0	18	91	117	639	10.4	25
McDermott	44-4	1078	166-373	.445	56-150	.373	59-67	.881	14	116	130	45	57-0	11	32	4	447	10.2	31
Rondo	69-42	1843	229-561	.408	50-133	.376	30-50	.600	73	282	355	461	144-0	99	169	11	538	7.8	25
Portis	64-13	1001	183-375	.488	32-96	.333	39-59	.661	75	221	296	35	94-0	16	37	11	437	6.8	22
Carter-Williams	45-19	846	112-306	.366	15-64	.234	58-77	.753	24	129	153	113	102-1	38	66	23	297	6.6	23
Grant	63-28	1028	128-301	.425	49-134	.366	65-73	.890	17	94	111	121	93-0	47	44	8	370	5.9	18
Morrow (TOT)	49-7	714	98-252	.389	41-133	.308	34-37	.919	12	19	31	25	44-0	4	6	2	271	5.5	21
Morrow (CHI)	9-0	87	12-29	.414	6-14	.429	11-11	1.000	1	1	2	6	4-0	2	0	0	41	4.6	15
Zipser	44-18	843	88-221	.398	33-89	.333	31-40	.775	15	110	125	36	78-0	15	40	16	240	5.5	21
Lauvergne (TOT)	70-1	980	148-336	.440	33-58	.337	46-73	.630	72	179	251	70	63-1	25	56	6	375	5.4	17
Lauvergne (CHI)	20-1	241	37-92	.402	6-20	.300	9-15	.600	21	47	68	19	12-0	7	16	0	89	4.5	17
Payne (TOT)	31-0	462	64-193	.332	27-86	.314	5-8	.625	3	45	48	55	52-0	14	29	4	160	5.2	15
Payne (CHI)	11-0	142	21-63	.333	11-34	.324	1-4	.250	1	16	17	15	14-0	4	13	0	54	4.9	14
Valentine	55-0	977	102-288	.365	73-208	.351	14-18	.778	11	140	151	63	86-0	30	49	7	291	5.1	19
Felicio	67-0	1040	128-221	.579	0-0	---	60-93	.645	124	187	311	40	110-1	25	33	17	316	4.8	13
Canaan	39-0	592	63-173	.364	25-94	.266	30-33	.909	6	44	50	37	35-0	22	21	1	181	4.6	17
Hunter	8-0	9	0-1	.000	0-1	.000	0-0	---	0	1	1	0-0	0	0	0	0	0	0.0	0
BULLS	82	19780	3169-7141	.444	623-1831	.340	1474-1848	.798	999	2797	3796	1851	1455-4	643	1112	393	8435	102.9	128
OPPONENTS	82	19780	3236-7099	.456	731-2121	.345	1197-1555	.770	843	2698	3541	1939	1541-6	602	1099	378	8400	102.4	125

(27-55) CHICAGO BULLS FINAL 2017-2018 REGULAR SEASON

PLAYER	G-65	MIN	FG-FBA	PCT	3FG-FBA	PCT	FT-FTA	PCT	OFF	DEF	TOT	AST	PF-DQ	STL	TO	BLK	PTS	AVG	HI
Mirotic	25-3	622	143-302	.474	69-161	.429	65-79	.823	18	141	159	39	45-0	15	31	13	420	16.8	29
LaVine	24-24	656	136-355	.383	42-123	.341	67-107	.613	9	85	94	72	55-0	24	43	4	401	16.7	35
Markkanen	68-68	2020	374-862	.434	145-401	.362	140-166	.843	79	429	508	79	103-0	39	83	40	1033	15.2	33
Dunn	52-43	1525	286-666	.429	43-134	.321	84-114	.737	24	197	221	310	174-1	104	150	27	699	13.4	32
Portis	73-4	1642	382-811	.471	80-223	.359	120-156	.769	159	339	498	123	130-0	50	103	23	964	13.2	38
Holiday	72-72	2265	290-782	.371	161-449	.359	135-164	.823	31	260	291	153	134-1	80	93	31	676	12.2	27
Lopez	64-64	1690	342-645	.530	4-14	.286	68-90	.756	134	156	290	124	109-1	14	107	53	756	11.8	22
Valentine	77-37	2095	301-721	.417	143-370	.386	38-51	.745	48	345	393	244	185-1	65	99	11	783	10.2	34
Payne	25-14	582	87-215	.405	35-91	.385	12-16	.750	18	51	69	113	44-0	26	36	9	221	8.8	17
Grant	74-26	1686	209-503	.416	61-187	.326	140-188	.745	31	140	171	342	132-0	63	89	8	619	8.4	24
Blakeney	19-0	314	53-143	.371	15-52	.288	30-39	.769	4	29	33	20	19-0	7	11	1	151	7.9	16
Nwaba	70-21	1646	202-423	.478	18-52	.346	133-203	.655	89	237	326	104	159-1	59	77	29	555	7.9	21
Kilpatrick (TOT)	52-1	640	110-294	.374	46-144	.319	64-72	.889	5	82	87	46	33-0	13	38	5	330	6.3	24
Kilpatrick (CHI)	9-1	214	47-107	.439	19-48	.396	26-32	.813	3	22	25	13	8-0	6	12	3	139	15.4	24
Felicio	55-16	977	127-215	.591	0-2	.000	54-81	.667	83	150	233	55	104-0	16	54	11	308	5.6	17
Vonleh (TOT)	54-16	876	104-234	.444	20-66	.303	36-58	.621	70	241	311	34	68-1	19	31	17	264	4.9	14
Vonleh (CHI)	21-4	389	57-138	.413	18-60	.300	13-27	.481	35	109	144	21	26-0	13	16	6	145	6.9	14
Allen (TOT)	22-0	273	44-91	.484	4-12	.333	11-21	.524	20	27	47	9	49-0	11	19	3	103	4.7	10
Zipser	54-12	823	81-234	.346	37-110	.336	19-25	.760	13	118	131	46	86-0	20	43	15	218	4.0	16
Felder	14-0	134	20-66	.303	4-18	.222	11-12	.917	1	13	14	20	11-0	3	15	1	55	3.9	13
Arcidiacono	24-0	304	17-41	.415	9-31	.290	5-6	.833	1	24	25	35	18-0	13	13	0	48	2.0	9
Pondexter	23-1	196	14-49	.286	3-22	.136	14-17	.824	8	19	27	9	24-0	8	11	2	45	2.0	8
Asik (TOT)	18-0	182	9-26	.409	0-0	---	4-13	.308	9	38	47	3	20-0	2	9	4	22	1.2	6
Asik (CHI)	4-0	61	2-6	.333	0-0	---	0-1	.000	2	8	10	1	6-0	1	4	2	4	1.0	2
Eddie (TOT)	3-0	9	0-2	.000	0-2	.000	0-0	---	0	1	1	0	0-0	1	0	0	0	0.0	0
Eddie (CHI)	1-0	3	0-1	.000	0-1	.000	0-0	---	0	0	0	0	0-0	0	0	0	0	0.0	0
BULLS	82	19855	3170-7285	.435	906-2549	.355	1194-1574	.759	790	2872	3662	1923	1571-5	626	1147	289	8440	102.9	129
OPPONENTS	82	19855	3360-7115	.472	990-2678	.370	1307-1660	.787	691	3053	3744	2123	1425-6	588	1111	423	9017	110.0	143

(22-60) CHICAGO BULLS FINAL 2018-2019 REGULAR SEASON

PLAYER	G-GS	MIN	FG-FGA	PCT	3FG-FGA	PCT	FT-FTA	PCT	OFF	DEF	TOT	AST	PF-DQ	STL	TO	BLK	PTS	AVG	HI
LaVine	63-62	2171	530-1135	.467	120-321	.374	312-375	.832	40	254	294	283	140-1	60	215	26	1492	23.7	47
J. Sampson	4-0	127	29-54	.537	5-14	.357	17-21	.810	5	27	32	4	8-0	4	4	3	80	20.0	29
Markkanen	52-51	1682	342-795	.430	120-332	.361	170-195	.872	74	396	470	75	122-0	37	85	33	974	18.7	35
Lemon Jr. (TOT)	6-3	167	38-87	.437	2-5	.400	8-11	.727	4	23	27	30	14-0	11	10	1	86	14.3	24
Lemon Jr. (CHI)	6-3	167	38-87	.437	2-5	.400	8-11	.727	4	23	27	30	14-0	11	10	1	86	14.3	24
Parker	39-17	1042	220-464	.474	37-114	.325	79-108	.731	41	200	241	84	87-1	23	84	14	556	14.3	27
Portis	22-6	531	122-271	.450	27-72	.375	39-50	.780	46	115	161	29	61-0	11	29	8	310	14.1	33
Porter (TOT)	56-43	1684	299-643	.465	104-256	.406	78-96	.813	54	260	314	120	108-0	82	65	31	780	13.9	37
Porter (CHI)	15-15	492	97-201	.483	39-80	.488	29-32	.906	14	69	83	40	29-0	18	25	9	262	17.5	37
Anthony (TOT)	10-2	294	49-121	.405	21-64	.328	15-22	.682	9	45	54	5	32-0	4	8	7	134	13.4	28
Holiday	38-38	1325	151-394	.383	97-270	.359	41-46	.891	19	150	169	85	79-0	67	47	21	440	11.6	27
Dunn	46-44	1389	215-506	.425	34-96	.354	55-69	.797	19	168	187	277	166-5	68	104	21	519	11.3	26
Carter	44-44	1110	180-371	.485	6-32	.188	88-112	.795	87	220	307	78	152-4	26	65	58	455	10.3	28
Lopez	74-36	1606	304-535	.568	7-31	.226	89-123	.724	140	146	286	89	124-0	11	96	78	704	9.5	29
Blakeney	57-3	829	166-396	.419	36-91	.396	50-76	.658	7	99	106	42	41-0	12	35	9	418	7.3	22
Selden Jr. (TOT)	75-13	1439	196-483	.406	55-174	.316	67-92	.728	37	143	180	109	131-0	33	79	13	514	6.9	20
Selden Jr. (CHI)	43-13	984	131-322	.407	35-111	.315	45-63	.714	21	115	136	73	83-0	23	56	7	342	8.0	20
Archieacono	81-32	1961	187-418	.447	81-217	.373	89-102	.873	27	192	219	269	171-0	65	63	4	544	6.7	22
Brooks (TOT)	29-0	387	76-169	.450	15-54	.278	23-33	.697	12	33	45	25	33-0	9	21	4	190	6.6	18
Harrison	73-11	1430	184-426	.432	24-89	.270	82-123	.667	33	189	222	139	124-0	89	60	30	474	6.5	21
Payne	31-12	536	69-168	.411	16-59	.271	22-25	.880	10	43	53	83	49-1	20	34	6	176	5.7	21
Hutchison	44-14	895	96-209	.459	14-50	.280	23-38	.605	31	154	185	34	59-0	23	25	6	229	5.2	12
B. Sampson	14-2	214	29-60	.467	11-29	.379	4-6	.667	3	13	16	10	19-0	8	12	3	71	5.1	12
Luwawu-Cabarrot (T)	29-6	546	69-175	.394	31-94	.330	27-35	.771	7	72	79	22	59-0	15	16	7	196	6.8	18
Luwawu-Cabarrot (C)	29-6	546	69-175	.394	31-94	.330	27-35	.771	7	72	79	22	59-0	15	16	7	196	6.8	18
Felicio	60-0	746	95-179	.531	0-4	.000	50-73	.685	79	139	218	37	69-0	11	33	7	240	4.0	15
Alkins	10-1	120	13-39	.333	3-12	.250	8-12	.667	11	15	26	13	7-0	1	8	0	37	3.7	11
Ulis	1-0	1	0-0	---	0-0	---	0-0	---	0	0	0	0	0-0	0	0	0	0	0.0	0
BULLS	82	19905	3266-7205	.453	745-2123	.351	1328-1695	.783	718	2799	3517	1796	1663-12	603	1159	351	8605	104.9	168
OPPONENTS	82	19905	3464-7316	.473	990-2709	.365	1377-1805	.763	824	2984	3808	2094	1534-7	600	1092	473	9295	113.4	161

DRAFT HISTORY / 1966-1971

EXPANSION DRAFT

John Kerr	Baltimore Bullets
Jerry Sloan	Baltimore Bullets
Ron Bonham	Boston Celtics
John Thompson	Boston Celtics
Nate Bowman	Cincinnati Royals
Tom Thacker	Cincinnati Royals
Len Chappell	New York Knicks
Barry Clemens	New York Knicks
Al Bianchi	Philadelphia 76ers

1966

ROUND	PICK	PLAYER	COLLEGE
1	10	Dave Schellhase	Purdue
2	20	Erwin Mueller	San Francisco
3	30	Eddie Bodkin	Eastern Kentucky
4	40	Jim Williams	Temple
5	50	Larry Humes	Evansville
7	68	John Comeaux	Grambling State
8	77	Stan Curtis	Northern Michigan
9	84	Gene Summers	Northern Michigan
10	91	Don Swanson	DePaul
11	97	Carver Clinton	Penn State

1967

ROUND	PICK	PLAYER	COLLEGE
1	3	Clem Haskins	Western Kentucky
2	15	Byron Beck	Denver
3	22	John Dickson	Arkansas State
4	34	Jim Burns	Northwestern
5	46	Dick Pruett	Jacksonville
6	58	Mal Pradd	Dillard
7	70	Bob Wolf	Marquette
8	82	Leon Simon	Santa Fe
9	93	Ernie Laurent	Albuquerque
10	104	Jim Boshart	Wake Forest
11	115	Jim Andros	New Haven
12	126	Ron Widby	Tennessee
13	136	Tom Storm	Montana State
14	143	Don Whitehead	Erskine College
15	149	Jim Garza	Detroit Tech
16	154	Jim Dawson	Illinois

1968

ROUND	PICK	PLAYER	COLLEGE
1	4	Tom Boerwinkle	Tennessee
2	17	Loy Petersen	Oregon State
2*	19	Ron Dunlap	Illinois
3**	31	Dave Newmark	Columbia
4	39	Mike Lynn	UCLA
5	53	Jim Tillman	Loyola (IL)
6	67	Ken Barnett	Delaware
7	81	Willie Davis	North Texas State
8	95	Lloyd Higgins	Pasadena College
9	109	Corky Bell	Loyola (IL)
10	123	Mike Weaver	Northwestern
11	137	Jim McGonigle	Iowa State
12	150	John Lallensack	Oshkosh State
13	163	Herm Gilliam	Purdue
14	174	Dave Carr	Washington
15	183	Mickey McCarthy	Texas Christian
16	191	Fred Holden	Louisville
17	199	Tom Benedict	Ctr. Washington St.
18	205	Bob Zurettich	DePaul
19	209	Rick Mason	Indiana State
20	212	Rick Rirkendal	Norfolk State
21	213	Willie Horton	Delaware

*From Cincinnati **From Los Angeles

1969

ROUND	PICK	PLAYER	COLLEGE
1	5	Larry Cannon	La Salle
2*	16	Simmie Hill	West Texas State
2	20	Ken Spain	Houston
2**	23	John Baum	Temple
3	34	Norm Van Lier	St. Francis (Pa.)
4	48	Dave Nash	Kansas
5	62	Chris Ellis	Virginia Tech
6	76	George Tinsley	Kentucky Wesleyan
7	90	Frank Judge	Houston Tillotson
8	104	Roger Moller	Westmar (Iowa)
9	118	Sterling Burke	Northwestern
10	132	Al Smith	Bradley
11	146	Larry Bergh	Weber State
12	159	Harry Hall	Wyoming
13	172	Rick Kirkland	Norfolk State
14	183	Bill Boight	SMU

*From Phoenix **From Cincinnati

1970

ROUND	PICK	PLAYER	COLLEGE
1	11	Jimmy Collins	New Mexico State
2	28	Paul Ruffner	Brigham Young
3	45	Lou Herndon	Jackson State
4*	57	John Davis	Alabama State
4	62	Jimmy Wilson	Cheyney State
5	79	George Johnson	Dillard
6	96	Lonny Klutzz	N. Carolina A&T
7	113	Lou West	Seattle
8	130	Mike Casey	Kentucky
9	147	Glen Johnson	Jackson State
10	164	Dale Blaut	West Texas State
11	179	Doug Howard	Brigham Young
12	191	Booker Brown	Middle Tennessee
13	201	Charles Bloodworth	Northwestern State
14	211	Paul Funkhouser	McKendree
15	220	Paul Olray	Boise State

*From Seattle

1971

ROUND	PICK	PLAYER	COLLEGE
1	15	Kennedy McIntosh	Eastern Michigan
2*	20	Willie Sojourner	Weber State
2**	32	Howard Porter	Villanova
3#	40	Clifford Ray	Oklahoma
3*	47	Mike Gale	Elizabeth City
3	49	Dick Gibbs	Texas-El Paso
4	66	Jim Irving	St. Louis
5	83	Larry Weatherford	Purdue
6	100	Jim England	Tennessee
7	117	Artis Gilmore	Jacksonville
8	134	Clarence Sherrod	Wisconsin
9	150	Jackie Dinkins	Voorhees State
10	166	David Withers	Delaware State
11	180	Al Smith	Bradley
12	193	Ken Riley	Middle Tennessee State
13	205	Ed Goode	DePaul
14	214	Richard Dixon	Loyola (Ca.)
15	223	Liscio Thomas	Furman
16	229	Bob Bissant	Loyola (La.)

*From Portland **From Phoenix # From Seattle ^ From Los Angeles

1972

ROUND	PICK	PLAYER	COLLEGE
1	11	Ralph Simpson	Michigan State
3*	35	Frank Russell	Detroit
3	45	Chuck Jura	Nebraska
4	62	Ted Martiniuk	St. Peter's
5	78	Rowland Garrett	Florida State
6	95	Mike Stewart	Santa Clara
7	112	Jerry Pender	Fresno State
8	128	Cavin Anderson	Valley City
9	142	Ralph Houston	West Texas State
10	155	Chuck Taylor	West Liberty State
11	166	Jackie Young	Rocky Mountain
12	174	Al Cotler	Pennsylvania
13	180	Mike Barr	Duquesne
14	187	Andrew Pettes	Oklahoma
15	192	Greg Lowery	Texas Tech
16	196	Charles Hall	Montana Western
17	197	John Thornton	South Carolina State
18	198	Ron Manning	Manhattan

*From Cincinnati

1973

ROUND	PICK	PLAYER	COLLEGE
1	12	Kevin Kunnert	Iowa
2*	24	Kevin Stacom	Providence
2	30	Wendell Hudson	Alabama
3**	39	Martin Terry	Arkansas
3	47	Steve Newsome	Houston
4	64	Mark Sibley	Northwestern
5	81	Ray Simpson	Furman
6	98	John Neumann	Mississippi
7	115	Billy Harris	Northern Illinois
8	132	J.G. Brosterhos	Texas
9	147	Rubin Montanez	Duquesne
10	161	Russ Hunt	Furman

*From Houston **From Seattle

1974

ROUND	PICK	PLAYER	COLLEGE
1*	14	Maurice Lucas	Marquette
1	16	Cliff Pondexter	Long Beach State
2**	27	Leon Benbow	Jacksonville
3	52	Bob Wilson	Wichita State
4	70	Jim Forbes	Texas-El Paso
5	88	Randy Knowles	Texas A&M
6	106	Robert Rosier	St. Thomas (Fl.)
7	124	Geoff Roberts	Missouri West
8	142	Sam McCants	Oral Roberts
9	159	Jerry Davenport	Cameron (Okla.)
10	176	Rick Hockenos	St. Francis (Pa.)

*From New York **From Buffalo

1975

ROUND	PICK	PLAYER	COLLEGE
2*	30	Steve Green	Indiana
2	32	John Laskowski	Indiana
4	68	Ron Haigler	Pennsylvania
5	86	Bob Iverson	North Texas State
6	104	Bill Andreas	Ohio State
7	122	John Grochowalski	Assumption
8	140	John Murphy	Massachusetts
9	156	Gary Tomaszewski	St. Mary's (Texas)
10**	---	Moses Malone	N/A

*From Seattle **Ineligible for draft

1976

ROUND	PICK	PLAYER	COLLEGE
1	2	Scott May	Indiana
2	18	Willie Smith	Missouri
3	35	Dallas Smith	West Texas State
3	37	Lars Hansen	Washington
4	52	Keith Starr	Pittsburgh
5	69	Nate Williams	Illinois
6	87	Tom Paulin	Winston-Salem
7	105	Barry McLeod	Centenary
9	141	John Thomas	Connecticut
10	159	John Hudson	Concord (W.Va.)

1977

ROUND	PICK	PLAYER	COLLEGE
1	13	Tate Armstrong	Duke
2*	23	Mike Glenn	Southern Illinois
2**	30	Steve Sheppard	Maryland
2	35	Mark Landsberger	Arizona State
4	79	Mike McConally	Louisiana Tech
5	101	Nate Davis	South Carolina
6	123	Jay Chessman	Brigham Young
7	143	Mike Smith	Evansville
8	162	Rich Rhodes	Eastern Illinois

*From N.Y. Nets **From Seattle

1978

ROUND	PICK	PLAYER	COLLEGE
1	9	Reggie Theus	Nevada Las Vegas
2	31	Marvin Johnson	New Mexico
3	53	Randy Ayers	Miami of Ohio
5	97	Ron Anthony	Jacksonville
6	119	John Shoemaker	Miami of Ohio
7	140	Jarvis Reynolds	West Georgia
8	159	Chubby Cox	San Francisco
9	176	Joe Ponsetto	DePaul
10	191	Mark Tucker	Oklahoma State

1979

ROUND	PICK	PLAYER	COLLEGE
1	2	David Greenwood	UCLA
2*	31	Lawrence Butler	Idaho State
3**	47	Calvin Garrett	Oral Roberts
3	49	Cedrick Hordges	South Carolina
4	72	George Maynor	East Carolina
5	93	Larry Washington	Drury College (Mo.)
6	114	Steve Smith	USC
7	133	Mike Eversley	Chicago State
8	153	Tony Warren	North Carolina State
9	171	James Jackson	Minnesota
10	190	Marvin Thomas	UCLA
10#	197	Cortez Collins	Ind. St. at Evansville

*From San Diego **From Cleveland #From Denver

DRAFT HISTORY / 1980-1988

1980

ROUND	PICK	PLAYER	COLLEGE
1	4	Kelvin Ransey*	Ohio State
2**	26	Sam Worthen	Marquette
3	50	James Wilkes	UCLA
4	74	Ron Charles	Michigan State
5	96	Mike Campbell	Northwestern
6	120	Bernard Rencher	St. John's (NY)
7	142	Robert Byrd	Marquette
8	164	Modzel Greer	North Park (Ill.)
9	183	Jay Shidler	Kentucky
10	203	Billy Foster	East Montana

*Traded for Portland's first-round pick, Ronnie Lester of Iowa **From Utah

1981

ROUND	PICK	PLAYER	COLLEGE
1*	6	Orlando Woolridge	Notre Dame
2**	32	Mike Oliver	Lamar
4	84	Oliver Lee	Marquette
5	108	John Nash	Arizona State
6	130	Roger Burkman	Louisville
7	154	Scott Williams	South Alabama
8	175	Ben Mitchell	Alabama-Huntsville
9	197	Terry Martin	Lambuth College (Tenn.)
10	216	Ken Easley	UCLA

*From Atlanta **From Denver

1982

ROUND	PICK	PLAYER	COLLEGE
1	7	Quintin Dailey	San Francisco
2*	26	Ricky Frazier	Missouri
2	30	Wallace Bryant	San Francisco
2**	31	Rod Higgins	Fresno State
3	53	Tyrone Adams	Kansas State
4	76	Chuck Aleksinas	Connecticut
5	99	Rubin Jackson	Oklahoma City
6	122	James "B.B." Fontenot	Nevada-Reno
7	145	Chuck Verderber	Kentucky
8	168	Michael Burns	Nevada Las Vegas
9	191	Skip Dillard	DePaul
10	212	Tony Brito	Campbell (N.C.)

*From Atlanta **From Indiana

1983

ROUND	PICK	PLAYER	COLLEGE
1	5	Sidney Green	Nevada Las Vegas
2	25	Sidney Lowe	North Carolina State
2	29	Larry Micheaux*	Houston
4	75	Ron Crevier	Boston College
5	98	Tim Andree	Notre Dame
6	121	Ernest Patterson	New Mexico State
7	144	Jacque Hill	Southern California
8	167	Terry Bradley	Chicago State
9	189	Ray Orange	Oklahoma Christian
10	210	Tom Emma	Duke

*Traded along with Mark Oberding for Kansas City's first and second-round picks, Ennis Whartley and Chris McNeely, and 1984 second-round draft choice

1984

ROUND	PICK	PLAYER	COLLEGE
1	3	Michael Jordan	UNC
2*	37	Ben Coleman	Maryland
2**	43	Greg Wiljir	Victoria (CAN)
3	49	Tim Dillon	Northern Illinois
4	72	Melvin Johnson	UNC-Charlotte
4	77	Mark Halsel	Northeastern
5	95	Lamont Robinson	Lamar
6	118	Jeff Tipton	Morehead State
7	141	Butch Hays	California
8	164	Brett Crawford	U.S. International (Calif.)
9	186	Calvin Pierce	Oklahoma
10	208	Carl Lewis	Houston

*From Seattle **From Detroit

1985

ROUND	PICK	PLAYER	COLLEGE
1	11	Keith Lee*	Memphis State
2#	28	Ken Johnson**	Michigan State
2	34	Aubrey Sherrod	Wichita State
2^	46	Adrian Branch	Maryland
3^	69	Mike Brown	George Washington
4	80	Craig Beard	Samford
5	103	Reid Gettys	Houston
6	126	Dan Meagher	Duke
7	149	Jeff Adkins	Maryland

*Traded with Ennis Whartley to Cleveland for Charles Oakley, Cavs' first-round pick, and Sacramento's second-round pick, Calvin Duncan

**Traded with Ben Coleman to Portland for draft rights to Mike Smrek

From Seattle ^ From L.A. Lakers

1986

ROUND	PICK	PLAYER	COLLEGE
1	9	Brad Sellers	Ohio State
2	28	Larry Krystkowiak	Montana
3	52	Ricky Wilson	George Mason
4	74	Scott Meents	Illinois
5	98	Jimmy Gilbert	Texas A&M
6	120	Pete Myers	Arkansas-Little Rock
7	144	Robert Henderson	Michigan

1987

ROUND	PICK	PLAYER	COLLEGE
1**	8	Olden Polynice*	Virginia
1	10	Horace Grant	Clemson
2#	28	Rickie Winslow	Houston
2	33	Tony White	Tennessee
3	56	John Fox	Millersville (Pa.)
4	79	Jack Haley	UCLA
5	102	Anthony Wilson	LSU
6	125	Doug Altenberger	Illinois
7	148	Ervin Levy	Central Michigan

*Traded for Seattle's 1st round pick (5th overall), Scottie Pippen of Central Arkansas

**From Denver #From Sacramento

1988

ROUND	PICK	PLAYER	COLLEGE
1*	11	Will Perdue	Vanderbilt
3*	62	Derrick Lewis	Maryland

*From New York

1989

ROUND	PICK	PLAYER	COLLEGE
1*	6	Stacey King	Oklahoma
1**	18	B.J. Armstrong	Iowa
1#	20	Jeff Sanders	Georgia Southern

*From New Jersey **From Seattle #From Milwaukee via Seattle

1990

ROUND	PICK	PLAYER	COLLEGE
2*	29	Toni Kukoc	Jugoplastika Split (Croatia)

*From Orlando

1991

ROUND	PICK	PLAYER	COLLEGE
1	26	Mark Randall	Kansas

1992

ROUND	PICK	PLAYER	COLLEGE
1	27	Byron Houston	Oklahoma State
2**	33	Corey Williams	Oklahoma State
2#	39	Litteral Green*	Georgia
2*	52	Matt Steigenga	Michigan State

*Draft rights traded to Orlando for 1993 second-round draft choice

**From Sacramento #From Indiana ^From Portland

1993

ROUND	PICK	PLAYER	COLLEGE
1	25	Corie Blount	Cincinnati
2*	41	Anthony Reed	Tulane

*From Orlando

1994

ROUND	PICK	PLAYER	COLLEGE
1	21	Dickey Simpkins	Providence
2	49	Kris Bruton	Benedict

1995

ROUND	PICK	PLAYER	COLLEGE
1	20	Jason Caffey	Alabama
2*	31	Dragan Tarlac	Olympiacos B.C. (Greece)

*From Minnesota

1996

ROUND	PICK	PLAYER	COLLEGE
1	29	Travis Knight	Connecticut

1997

ROUND	PICK	PLAYER	COLLEGE
1	28	Keith Booth	Maryland
2	57	Roberto Duenas	FC Barcelona (Spain)

1998

ROUND	PICK	PLAYER	COLLEGE
1	28	Corey Benjamin	Oregon State
2**	34	Shammond Williams*	North Carolina
2	58	Maceo Baston	Michigan

*Traded for Atlanta's second-round pick, Cory Carr of Texas Tech and two future second-round picks **From Golden State

1999

ROUND	PICK	PLAYER	COLLEGE
1	1	Elton Brand	Duke
1*	16	Ron Artest	St. John's (NY)
2	32	Michael Ruffin	Tulsa
2**	49	Lari Ketner	Massachusetts

*From Phoenix **From Detroit via Atlanta

2000

ROUND	PICK	PLAYER	COLLEGE
1	4	Marcus Fizer	Iowa State
1*	7	Chris Mihm***	Texas
1**	24	Dalibor Bagaric	KK Dubrava (Croatia)
2*	32	A.J. Guyton	Indiana
2@	33	Jake Voskuhl	Connecticut
2#	34	Khalid El-Amin	Connecticut

*From Golden State via Washington **From San Antonio

***Draft rights traded to Cleveland for the rights to No. 8 pick Jamal Crawford (Michigan) and cash

@From Golden State @From Vancouver via Houston #From Atlanta

2001

ROUND	PICK	PLAYER	COLLEGE
1	4	Eddy Curry	Thornwood HS (Ill.)
2	30	Trenton Hassell	Austin Peay
2*	45	Sean Lampley	California

*From Charlotte

2002

ROUND	PICK	PLAYER	COLLEGE
1	2	Jay Williams	Duke
2	31	Roger Mason, Jr.	Virginia
2*	44	Lonny Baxter	Maryland

*From Indiana

2003

ROUND	PICK	PLAYER	COLLEGE
1	7	Kirk Hinrich	Kansas
2	36	Mario Austin	Mississippi State
2*	45	Matt Bonner***	Florida
2**	53	Tommy Smith	Arizona State

*From Phoenix **From Detroit via Miami

***Draft rights conveyed to Toronto for future second-round pick

2004

ROUND	PICK	PLAYER	COLLEGE
1	3	Ben Gordon	Connecticut
2*	31	Jackson Vroman	Iowa State
2	38	Chris Duhan	Duke

*Traded the rights to No. 31 pick Jackson Vroman (Iowa State), a future first-round pick and cash to Phoenix for No. 7 pick Luol Deng (Duke)

2005

No Draft picks

2006

ROUND	PICK	PLAYER	COLLEGE
1	2	LaMarcus Aldridge*	Texas
1	16	Rodney Carney**	Memphis

*Traded, along with a future Bulls second-round pick, to Portland for No. 4 pick Tyrus Thomas (LSU) and Viktor Khryapa.

**Traded, along with New York's 2007 second-round pick and cash, to Philadelphia for No. 13 pick Thabo Sefolosha (Switzerland).

2007

ROUND	PICK	PLAYER	COLLEGE
1	9	Joakim Noah	Florida
2	49	Aaron Gray	Pittsburgh
2	51	JamesOn Curry	Oklahoma State

2008

ROUND	PICK	PLAYER	COLLEGE
1	1	Derrick Rose	Memphis
2	39	Sonny Weems*	Arkansas

*Traded, along with Denver's 2009 regular second-round pick, the New York Knicks' 2009 regular second-round pick (acquired from New York in a trade on Oct. 4, 2005), and Chicago's 2010 regular second-round draft pick, for No. 36 pick Omer Asik (Turkey).

2009

ROUND	PICK	PLAYER	COLLEGE
1	16	James Johnson	Wake Forest
1	26	Taj Gibson	Southern California

2010

ROUND	PICK	PLAYER	COUNTRY
1	17	Kevin Seraphin*	France

*Traded, along with Kirk Hinrich and cash considerations, to Washington in exchange for the draft rights to Vladimir Veremeenko (Belarus).

2011

ROUND	PICK	PLAYER	COUNTRY
1	28	Norris Cole*	Cleveland State
1	30	Jimmy Butler	Marquette
2	43	Malcolm Lee*	UCLA

*Traded Norris Cole and Malcolm Lee, as well as cash considerations, to Minnesota in exchange for No. 23 pick Nikola Mirotic (Montenegro).

2012

ROUND	PICK	PLAYER	COLLEGE
1	29	Marquis Teague	Kentucky

2013

ROUND	PICK	PLAYER	COLLEGE
1	20	Tony Snell	New Mexico
2	49	Erik Murphy	Florida

2014

ROUND	PICK	PLAYER	COLLEGE
1	16	Jusuf Nurkic*	KK Cedevita (Croatia)
1	19	Gary Harris*	Michigan State
2	49	Cameron Bairstow	New Mexico

*Traded, along with the lesser of the Bulls' two 2015 second round picks (Chicago's and Portland's), in exchange for No. 11 pick Doug McDermott (Creighton) and Anthony Randolph.

2015

ROUND	PICK	PLAYER	COLLEGE
1	22	Bobby Portis	Arkansas

2016

ROUND	PICK	PLAYER	COLLEGE
1	14	Denzel Valentine	Michigan State
2	48	Paul Zipser	FC Bayern Muenchen (Germany)

2017

ROUND	PICK	PLAYER	COLLEGE
1	16	Justin Patton*	Creighton
2	38**	Jordan Bell***	Oregon

*Traded, along with Jimmy Butler, to the Minnesota Timberwolves in exchange for Kris Dunn, Zach LaVine and the No. 7 selection in the 2017 NBA Draft (Lauri Markkanen).

**From Sacramento via Cleveland

*** Sold to the Golden State Warriors

2018

ROUND	PICK	PLAYER	COLLEGE
1	7	Wendell Carter Jr.	Duke
1	22*	Chandler Hutchison	Boise State

* From New Orleans

2019

ROUND	PICK	PLAYER	COLLEGE
1	7	Coby White	North Carolina
2	38	Daniel Gafford	Arkansas

00

Robert Parish (1986-97)

0

Orlando Woolridge (1981-86)
Randy Brown (1985-96) (also wore 1)
Acie Law (2010)
Aaron Brooks (2014-16)
Isaiah Canaan (2016-17)
Sean Kilpatrick (2017-18)
Tyler Ulis (2018-19)

COBY WHITE (2019-PRESENT)

1

Delmer Beshore (1979-80)
Wes Matthews (1984-85)
Randy Brown (1986-00) (also wore 0)
Jamal Crawford (2000-04)
Randy Livingston (2005-06)
Derrick Rose (2008-16)

2

Norm Van Lier (1971-78) (also wore 23)
Brad Sellers (1988-89) (also wore 6)
Rory Sparrow (1987-88, 1991-92)
Dennis Hopson (1990-91)
Mark Bryant (1998-99)
Khalid El-Amin (2000-01)
Eddy Curry (2001-05)
Thabo Sefolosha (2006-09)
Tim Thomas (2005, 2009)
Jannero Pargo (2009-10) (also wore 15)
Nate Robinson (2012-13)
Jerian Grant (2016-2018)
Jabari Parker (2018-2019)

LUKE KORNET (2019-PRESENT)

3

Ennis Whatley (1983-85)
Sedale Threatt (1986-88)
Jo Jo English (1992-93)
Hersey Hawkins (1999-00)
Tyson Chandler (2001-06)
Ben Wallace (2006-08)
Omer Asik (2010-12, 2018-19)
Malcolm Thomas (2013)
Doug McDermott (2014-16)
Dwyane Wade (2016-17)
Kay Felder (2017)

SHAVILLE HARRISON (2018-PRESENT)

4*

Jerry Sloan (1966-76)

* Number retired in his honor on 02/17/78

5

Guy Rodgers (1966-67)
Flynn Robinson (1967-69)
Leon Benbow (1974-76)
Charles Dudley (1978-79)
John Paxson (1985-94)
Rusty LaRue (1997-00)
Ron Mercer (2000-02)
Jalen Rose (2001-04)
Andrés Nocioni (2004-08)
Anthony Roberson (2009)
Carlos Boozer (2010-14)
Bobby Portis (2015-2019)

6

Gerry Ward (1966-67)
Jim Burns (1967-68)
Ken Wilburn (1968-69) (also wore 9 and 10)
Erwin Mueller (1968-69) (also wore 14)
Bob Kaufman (1969-70)
A.W. Holt (1970-71)
Brad Sellers (1986-88) (also wore 2)
Trent Tucker (1992-93)
Matt Steigenga (1998-97)
Lari Ketner (1999-00)
Khalid Reeves (1999-00)
Travis Best (2001-02)
Chris Jefferies (2003-04)
Shannon Brown (2008)
Randy Holcomb (2005-06)
Ronald "Flip" Murray (2010)
Keith Bogans (2010-11)

CRISTIANO FELICIO (2015-PRESENT)

7

Jim Washington (1966-69)
Paul McCracken (1976-77)
Scott May (1980-81) (also wore 17 and 42)
Dudley Bradley (1982-83)
Billy McKinney (1985-86)
Toni Kukoc (1993-00)
Ben Gordon (2004-09)
C.J. Watson (2011-12) (also wore 32)
Tornike Shengelia (2014)
Michael Carter-Williams (2016-17)
Justin Holiday (2015-16, 2017-2019)
Timothé Luwawu-Cabarrot (2018-19)

8

Dave Schellhase (196-68)
Bob Weiss (196-74)
Mickey Johnson (1974-78)
Jackie Robinson (1981-82)
George Gervin (1985-86)
Dave Johnson (1993-94)
Dickey Simpkins (1994-00)
Linton Johnson III (2003-04) (also wore 54)
Mike James (2012, 2013-14)
Marco Belinelli (2012-13)
Robin Lopez (2016-17) (Also wore 42)

ZACH LAVINE (2017-PRESENT)

9

Don Kojis (1966-67) (also wore 10)
Ken Wilburn (1967-68) (also wore 6 and 10)
John Baum (1969-70) (also wore 14)
Ron Harper (1994-99)
Dedric Willoughby (1999-00)
John Starks (1999-00)
Rick Brunson (2002-03)
Luol Deng (2004-2014)
Rajon Rondo (2016-17)
Antonio Blakeney (2017-19)

10*

Don Kojis (1966-67) (also wore 9)
Ken Wilburn (11/05/68) (also wore 6 and 9)
Bob Love (1968-76)
* Number retired in his honor on 01/14/94
Steve Sheppard (1978-79) (also wore 41)
David Greenwood (1984-85) (also wore 34)
Mike Holton (1985-86) (also wore 32)
Ron Brewer (1985-86)
Pete Myers (1986-87) (also wore 20)
B.J. Armstrong (1989-95) (also wore 11)

11

Clem Haskins (1967-70)
Shaler Hallimon (1970-71) (also wore 19 and 26)
Willie Smith (1976-77)
Tracey Jackson (1981-82)
Fred Coffield (1986-87)
Tony White (1987-88)
Sam Vincent (1987-89)
Clifford Lett (1989-90)
Charles Jones (1998-99)
B.J. Armstrong (1999-00) (also wore 10)
A.J. Guyton (2000-02)
Dalibor Bagaric (2002-03) (also wore 44)
Jerome Williams (2003-04)
Andre Barrett (2006-07)
Lindsey Hunter (2008-10)
Ronnie Brewer (2010-12, 2014)
Doug McDermott (2016-2017) (also wore 3)
Anthony Morrow (2017)
David Nwaba (2017-2018)

12

Nate Bowman (1966-67)
Dave Newmark (1968-69)
Ed Manning (1969-70) (also wore 16)
Rick Adelman (10/09/73 - 10/13/73) (also wore 21)
Wilbur Holland (1976-79)
Ronnie Lester (198-84)
Perry Young (01/30/87 and 02/01/87) (also wore 24)
Dominic Pressley (04/16/89) (also wore 21)
Michael Jordan (02/14/90) (also wore 23 and 45 from 03/19/95 - 05/10/95)
Corey Williams (1992-93)
Matt Maloney (1999-00)
Dragan Tarlac (2000-01)
Kevin Ollie (2001-02)
Kirk Hinrich (2003-10, 2012-16)
DANIEL GAFFORD (2019-PRESENT)

13

Bob Boozer (01/18/67) (also wore 19)
 Nick Weatherston (1977-78)
 Dwight Jones (1979-83) (also wore 55)
 Charlie Jones (1984-85)
 Luc Longley (1993-98)
 Kendall Gill (2003-04)
 Eddie Basden (2005-06)
 Joakim Noah (2007-16)

14

Erwin Mueller (1966-68) (also wore 6)
 Jim Barnes (1967-69)
 John Baum (1970-71) (also wore 9)
 Matt Guokas (1974-6) (also wore 24)
 Clifford Ray (1971-74)
 Tom Kropp (03/19/77) (also wore 44)
 Tate Armstrong (1977-79)
 Ricky Sobers (also wore 40)
 Craig Hodges (1988-92)
 Daquan Cook (2013)
 D.J. Augustin (2013-14)
 Wayne Selden Jr. (2018-19)

15

Keith Erickson (1966-68)
 Loy Petersen (1968-70)
 John Mengelt (1976-80)
 Mitchell Wiggins (1983-84)
 Jack Haley (1988-89) (also wore 54)
 Ron Artest (1999-02)
 Jannero Pargo (2003-06) (also wore 2)
 Martynas Andriuskevicius (2006-07)
 Cedric Simmons (2008-09)
 John Salmons (2009-10)
 John Lucas III (2010-12)
 Cartier Martin (2014)
RYAN ARCIDIACONO (2017-18) (Also wore 51)
CHANDLER HUTCHISON (2018-PRESENT)

16

Barry Clemens (1966-69)
 Al Tucker (1969-70)
 Ed Manning (1969-70) (also wore 12)
 Quintin Dailey (03/02/84) (also wore 44)
 James Johnson (2009-11)
 Pau Gasol (2014-16)
 Paul Zipser (2016-2018)

17

Len Chappell (1966-67)
 George Wilson (1967-67) (also wore 20)
 Reg Harding (1967-68)
 Craig Spitzer (1967-68)
 Scott May (1976-77, 1978-80) (also wore 7 and 42)
 Mike Brown (1986-88)
 Ricky Blanton (1992-93)
 Lou Amundson (2013, 2014)

18

McGoy McLemore (1966-68)
 Tom Boerwinkle (1968-78)
 Brian Williams (1996-97)
 Kornel David (1998-99)

19

Bob Boozer (1966-69) (also wore 13)
 Shaler Halimon (1969-70) (also wore 11 and 26)

20

George Wilson (02/08/67) (also wore 17)
 Walt Wesley (1969-70)
 Dennis Awtrey (1972-74, 1979-80) (also wore 45)
 John Block (11/24/74) (also wore 35)
 John Laskowski (1975-76) (also wore 31)
 Gene Banks (1985-87)
 Bobby Hansen (1991-92)
 Darrell Walker (1992-93)
 Pete Myers (1993-95) (also wore 10)
 Fred Holberg (1999-03)
 Ron Dupree (2003-04)
 Joe Alexander (2010)
 Tony Snell (2013-2016)
 Rawle Alkins (2018-2019)

ADAM MOKOKA (2018-PRESENT)

21

Jim King (1970-73)
 Rick Adelman (1973-75) (also wore 12)
 Roger Burkman (1981-82)
 Sidney Green (1983-86)
 Elston Turner (1986-88)
 Anthony Jones (1988-89)
 Dominic Pressley (04/17/89, 04/20/89) (also wore 12)
 Stacey King (1991-94) (also wore 34)
 Cory Carr (1998-99)
 Marcus Fizer (2000-04)
 Chris Duhon (2004-08)
 DeMarcus Nelson (2009)
 Hakim Warrick (2010)
 Jimmy Butler (2011-17)

THADDEUS YOUNG (2019-PRESENT)

22

Jimmy Collins (1970-72)
 Ray Blume (1981-82)
 Rod Higgins (1982-86)
 Steve Colter (1986-87)
 Charles Davis (1988-90)
 Rodney McCray (1992-93)
 John Salley (1995-96)
 Keith Booth (1999-99)
 Chris Anstey (1999-00)
 Trenton Hassell (2001-02) (also wore 44)
 Jay Williams (2002-03)
 Taj Gibson (2009-17)
 Cameron Payne (2017-2019)
OTTO PORTER JR. (2018-PRESENT)

23*

Norm Van Lier (1971-72) (also wore 2)
 Jackie Dinkins (1971-72)
 Rowland Garrett (1972-75)
 Eric Fernsten (1975-76) (also wore 41)
 Oliver Mack (1979-81)
 Mike Bratz (1982-83)
 Michael Jordan (1984-94, 1995-98) (also wore 45 from 03/19/95 – 05/10/95 and 12 on 02/14/90)
 * Number retired in his honor on 11/01/94 and 01/13/99

24

Matt Guokas (1970-71) (also wore 14)
 Garfield Heard (1972-73)
 Jack Marin (1975-77)
 Reggie Theus (1978-84)
 Kyle Macy (1985-86)
 Perry Young (02/03/87 and 02/10/87) (also wore 12)
 Bill Cartwright (1988-94)
 Scott Burrell (1997-98)
 Bryce Drew (2000-01)
 Othella Harrington (2004-06)
 Tyrus Thomas (2006-10)
 Brian Scalabrine (2010-12)
LAURI MARKKANEN (2017-PRESENT)

25

Chef Walker (1969-75)
 Earl Cureton (1986-87)
 Chuck Nevitt (1991-92)
 Steve Kerr (1993-98)
 Corey Benjamin (1998-01)
 Darius Songaila (2005-06)
 Marquis Teague (2012-14)
 Walt Lemon Jr. (2018-19)

26

Shaler Halimon (1969-70) (also wore 11 and 19)
 Coby Dietrich (1979-82)
 Kyle Korver (2010-12)

27

Ollie Johnson (1978-79)

28

Sam Smith (1979-80)
 Andrew Lang (1998-99)

30

Keith Starr (1976-77)
 Darren Daye (1986-87)
 Jud Buechler (1994-98)
 Steve Goodrich (2000-01)
 Frank Williams (2004-05)
 James Thomas (2005-06)
 Noah Vonleh (2018-19)

31

Jim Fox (1970-72)
 Bill Hewitt (1974-75)
 John Laskowski (1976-77) (also wore 20)
 Sam Worthen (1980-81)
 Granville Walters (1986-88)
 Brent Barry (1998-99)
 Norman Richardson (2001-02)
 Roger Mason, Jr. (2002-03)
 Thomas Gardner (2007)
 Jerome James (2009-10)
 Erik Murphy (2013-14)
TOMAS SATORANSKY (2019-PRESENT)

32

Steve Patterson (1975-76) (also wore 42)
 Cazzie Russell (1977-78)
 James Wilkes (1980-82)
 Steve Johnson (1983-85)
 Mike Holton (1985-86) (also wore 10)
 Will Perdue (1988-95, 1999-00)
 Eddie Robinson (2001-04)
 Joe Smith (2007-08)
 Larry Hughes (2008-09)
 Devin Brown (2010)
 C.J. Watson (2010-11) (also wore 7)
 Richard Hamilton (2011-13)
 Jarvis Varnado (2014)
 Jimmer Fredette (2014)

KRIS DUNN (2017-PRESENT)**33***

Phil Hicks (1976-77)
 Bobby Wilkerson (1980-81)
 Jawann Oldham (1982-86)
 Scottie Pippen (1987-98; 2003-04)

* Number retired in his honor on 12/09/05

34

Frank Russell (1972-73)
 Bob Wilson (1974-76)
 Jim Ard (1977-78)
 David Greenwood (1979-84) (also wore 10)
 Chris Engler (198-85)
 Charles Oakley (1985-88, 2001-02)
 David Wood (1988-89)
 Stacey King (1989-91) (also wore 21)
 Bill Wennington (1993-99)
 Antonio Davis (2003-05)
 Aaron Gray (2007-10)
 Mike Dunleavy (2013-16)

WENDELL CARTER JR. (2018-PRESENT)**35**

John Block (1974-75) (also wore 20)
 Glenn Hansen (1977-78)
 Larry Kenon (1980-82)
 Larry Spriggs (1982-83)
 Ron Brewer (1985-86)
 Tony Brown (1985-86)
 Greg Foster (1994-95)
 Jason Caffey (1995-98)
 Lonny Baxter (2002-04)
 Jared Reimer (2004-05)
 Malik Allen (2005-07)
 Demetris Nichols (2007-08)
 Chris Richard (2010)

38

Viktor Khryapa (2006-08)

39

Caldwell Jones (1984-85)

40

Ken McIntosh (1971-73)
 Derrek Dickey (1977-78)
 Ricky Sobers (1979-82) (also wore 14)
 Dave Corzine (1982-89)
 Brad Miller (2000-02) (also wore 52)
 Kurt Thomas (2010-11)

41

Cliff Pondexter (1975-76) (also wore 42 and 44)
 Eric Fernsten (1976-77) (also wore 23)
 Steve Sheppard (1977-78) (also wore 10)
 Cameron Bairstow (2014-16)
 JaKarr Sampson (2018-19)

42

Charles Paulk (1971-72)
 John Hummer (1973-74)
 Nate Thurmond (1974-76)
 Steve Patterson (1975-6) (also wore 32)
 Cliff Pondexter (1975-77) (also wore 41 and 44)
 Scott May (1977-78) (also wore 7 and 17)
 Jeff Sanders (1989-90, 1998-99)
 Scott Williams (1990-94)
 Larry Krystkowiak (1994-95)
 David Vaughn (1997-98)
 Elton Brand (1999-01)
 Donyell Marshall (2002-04)
 P.J. Brown (2006-07)
 Robin Lopez (2017-2019) (also wore 8)

43

Chris Carr (1999-00)
 Jake Voskuhl (2000-01)
 Corie Blount (2002-04) (also wore 44)

44

Paul Ruffner (1970-71)
 Tom Kropp (1976-77) (also wore 14)
 Cliff Pondexter (1977-78) (also wore 41 and 42)
 Andre Wakefield (1978-79)
 Quintin Dailey (1982-86) (also wore 16)
 Corie Blount (1993-95) (also wore 43)
 Mario Bennett (1998-99)
 Dalibor Bagaric (2000-02) (also wore 11)
 Trenton Hassell (2002-03) (also wore 22)
 Adrian Griffin (2004-05, 2006-08)
 Nikola Mirotnic (2014-2018)
 Brandon Sampson (2018-19)

45

Scott Lloyd (1978-79)
 Dennis Awtrey (10/20/79, 10/21/79) (also wore 20)
 Ed Nealy (1988-90, 1992-93) (also wore 47)
 Joe Courtney (1982-83)
 Michael Jordan (03/19/95 - 05/10/95)
 (also wore 23 and 12)
 Paul Shirley (2003-04)
 Luke Schenscher (2005-06)
 Rasual Butler (2011-12)

DENZEL VALENTINE (2016-PRESENT)**47**

Ed Nealy (11/08/88) (also wore 45)

48

Nazr Mohammed (2012-15)

50

John Brown (1978-79)
 Ben Poquette (1986-87)
 Greg Anthony (2001-02)
 Michael Sweetney (2005-07)

51

Michael Ruffin (1999-01, 2008-09)
 Lawrence Funderburke (2004-05)
RYAN ARCIDIACONO (2018-PRESENT) (Also wore 15)

52

Mark Olberding (1982-83)
 Mike Smrek (1985-86)
 Mark Randall (1991-92)
 Horace Grant (01/05/93) (also wore 54)
 Eric Piatkowski (2004-06)
 Brad Miller (2009-10) (also wore 40)

53

Artis Gilmore (1976-82, 87-88)
 Cliff Levingston (1990-92)
 James Edwards (1995-96)
 Joe Kleine (1997-98)

54

Howard Porter (1971-74)
 Mark Landsberger (1977-80)
 Wallace Bryant (1983-84)
 Horace Grant (1987-94) (also wore 52 on 01/05/93)
 Jack Haley (1995-96) (also wore 15)
 Linton Johnson III (2009) (also wore 8)

55

Roger Brown (1979-80)
 Dwight Jones (12/05/79 - 12/09/79) (also wore 13)
 ET'wan Moore (2014-16)

77

Vladimir Radmanovic (2012-13)
 Joffrey Lauvergne (2017)

90

Drew Gooden (2008-09)

91

Dennis Rodman (1995-98)



4 JERRY SLOAN

SEASONS WITH BULLS: 13 - Player, 10 (1966-1976);
Coach, 3 (1979-1982)

JERSEY RETIRED: 02/17/78 at Chicago Stadium

BULLS CAREER HIGHLIGHTS: NBA All-Star 1967, 1969 ... NBA All-Defensive Team - First 1968-69, 1971-72, 1973-74, 1974-75; Second 1969-70, 1970-71 ... ranks third all-time for the Bulls in games played (696) ... holds the record for most consecutive starts in Bulls home openers - 10 ... member of the first-ever Chicago Bulls team after being drafted from the Baltimore Bullets in the 1966 expansion draft ... named Bulls head coach on 04/28/79 ... in second season as head coach (1980-81) advanced the Bulls to the second round of the playoffs in the team's first postseason appearance after a three-year absence.



10 BOB LOVE

SEASONS WITH BULLS: 11 (1968-1977)

JERSEY RETIRED: 01/14/94 at Chicago Stadium

BULLS CAREER HIGHLIGHTS: NBA All-Star 1971, 1972, 1973 ... All-NBA Second Team 1970-71, 1971-72 ... NBA All-Defensive Second Team 1971-72, 1973-74, 1974-75 ... led the Bulls in scoring for seven straight seasons ... ranks third among Bulls all-time scorers (12,623 points) ... currently serves as the Bulls Director of Community Affairs, making over 300 visits annually to schools, social service agencies and charity organizations.

23 MICHAEL JORDAN

SEASONS WITH BULLS: 13 (1984-1993, 1994-1998)

JERSEY RETIRED: 11/01/94 at United Center (announced return to NBA on 03/18/95; announced second retirement on 01/13/99)

BULLS CAREER HIGHLIGHTS: Led the Bulls to six NBA World Championships (1991, 1992, 1993, 1996, 1997, 1998) ... NBA MVP 1987-88, 1990-91, 1991-92, 1995-96, 1997-98 ... NBA Finals MVP 1991, 1992, 1993, 1996, 1997, 1998 ... NBA All-Star Game MVP 1988, 1996, 1998 ... NBA Rookie of the Year 1984-85 ... NBA Defensive Player of the Year 1987-88 ... NBA All-Star 1985, 1986, 1987, 1988, 1989, 1990, 1991, 1992, 1993, 1996, 1997, 1998 ... named to the NBA's list of 50 greatest players in NBA history ... member of 1984 and 1992 USA Olympic gold medal-winning basketball teams ... led the league in scoring 10 times ... Bulls all-time leader in scoring (29, 277 points), rebounds (5,836), assists (5,012), steals (2,306) and games played (930).




HISTORY

33 SCOTTIE PIPPEN

SEASONS WITH BULLS: 12 (1987-98, 2003-04)

JERSEY RETIRED: 12/09/05 at United Center

BULLS CAREER HIGHLIGHTS: Led the Bulls to six NBA titles (1991, 1992, 1993, 1996, 1997, 1998) ... made postseason in 11 of his 12 seasons with Chicago ... second in NBA history in playoff appearances with 208 ... member of the NBA All-Defensive Team from 1991-2000 (First Team member seven times) ... selected as one of the 50 Greatest Players in NBA History in 1996 ... seven-time NBA All-Star (1990, 1992, 1993, 1994, 1995, 1996, 1997) ... 1994 All-Star Game MVP ... made All-NBA seven-straight seasons (1992-98) ... two-time Olympic gold medal winner ... 20 career triple-doubles, including four in the playoffs ... ranks second in franchise history in 3FGM (2,031) and third in 3FGM (664).





COACH PHIL JACKSON

SEASONS WITH BULLS: 11 - Assistant Coach, 2 (1987-1989)
Head Coach, 9 (1989-1998)

HONORED: 05/05/99 at United Center

BULLS CAREER HIGHLIGHTS: Coached the Bulls to their first NBA World Championship in 1991 and followed it up with five other titles, including two "three-peats" - 1991, 1992, 1993, 1996, 1997, 1998 ... led the Bulls to the best-ever NBA record (72-10) in 1995-96 ... NBA Coach of the Year (1995-96) ... named one of the NBA's 10 greatest coaches on 12/07/96 ... reached 200 victories faster than any coach in NBA history (270 games) ... the winningest coach in Bulls history with a 545-193 (.738) regular season coaching record; 111-41 (.730) in the playoffs.



GM JERRY KRAUSE

SEASONS WITH BULLS: 18 (03/26/85 - 04/07/03)

HONORED: 10/31/03 at United Center

BULLS CAREER HIGHLIGHTS: Orchestrated the Bulls to six NBA World Championship (1991, 1992, 1993, 1996, 1997, 1998) ... named NBA Executive of the Year by his peers in 1987-88 and 1995-96 ... drafted Scottie Pippen, Charles Oakley, Horace Grant, B.J. Armstrong, Will Perdue, Toni Kukoc, Elton Brand, Ron Artest, Marcus Fizer, Jamal Crawford, Eddy Curry, Tyson Chandler and Jay Williams ... signed Ron Harper, John Paxson, Trent Tucker, Scott Williams, Steve Kerr, Bill Wennington, Jud Buechler, Randy Brown, Robert Parish, Brian Williams, Ron Mercer, Eddie Robinson, Charles Oakley, Greg Anthony, Corie Blount and Donyell Marshall as free agents and traded for Bill Cartwright, Luc Longley and Dennis Rodman ... coaching hires include Doug Collins, Phil Jackson, Tim Floyd and Bill Cartwright.

JOHNNY "RED" KERR

SEASONS WITH BULLS: 35

HONORED: 02/10/09 at United Center

BULLS CAREER HIGHLIGHTS: Served as the team's first head coach in 1966-67 ... named NBA Coach of the Year following the Bulls inaugural season ... he is the only head coach in NBA history to guide an expansion team into the playoffs during its first season of play ... served as the team's business manager for two seasons (1973-75) ... beginning in 1977-78, he called Bulls basketball on TV and radio for 32 seasons ... received the 2009 John W. Bunn Lifetime Achievement Award from the Naismith Memorial Basketball Hall of Fame.



BASKETBALL HALL OF FAME INDUCTEES



PHIL JACKSON
SEPTEMBER 7, 2007



MICHAEL JORDAN
SEPTEMBER 11, 2009



SCOTTIE PIPPEN
AUGUST 13, 2010



DENNIS RODMAN
AUGUST 12, 2011



ARTIS GILMORE
AUGUST 12, 2011



TEX WINTER
AUGUST 12, 2011



CHET WALKER
SEPTEMBER 7, 2012



JERRY REINSDORF
SEPTEMBER 10, 2016



JERRY KRAUSE
SEPTEMBER 7, 2017



1991 NBA CHAMPIONS

REGULAR SEASON RECORD: 61-21 (.744)

PLAYOFF RECORD: 15-2 (.882)

HEAD COACH: Phil Jackson


ASSISTANT COACHES: Johnny Bach,
Jim Cleamons, Tex Winter

STARTERS: Bill Cartwright, Horace Grant,
Michael Jordan, John Paxson, Scottie Pippen

RESERVES: B.J. Armstrong, Craig Hodges,
Dennis Hopson, Stacey King, Cliff Levingston,
Will Perdue, Scott Williams

NOTES: Defeated New York (3-0), Philadelphia (4-1),
Detroit (4-0) and L.A. Lakers (4-1) en route to the franchise's

first world championship ... posted the best playoff winning percentage by a team in franchise history ... set the NBA playoff record for most consecutive games won at home (all playoff series) with 15 ... set a then Finals record for field goal percentage in Game 1, hitting .617 (50-81) from the floor ... Michael Jordan named Finals Most Valuable Player.



1992 NBA CHAMPIONS

REGULAR SEASON RECORD: 67-15 (.817)

PLAYOFF RECORD: 15-7 (.682)


HEAD COACH: Phil Jackson

ASSISTANT COACHES: Johnny Bach,
Jim Cleamons, Tex Winter

STARTERS: Bill Cartwright, Horace Grant,
Michael Jordan, John Paxson, Scottie Pippen

RESERVES: B.J. Armstrong, Bobby Hansen, Craig Hodges,
Stacey King, Cliff Levingston, Will Perdue, Scott Williams

NOTES: Defeated Miami (3-0), New York (4-3), Cleveland (4-2) and Portland (4-2) en route to the franchise's second straight world championship ... Michael Jordan tied the then Finals record of six three-point field goals made in Game 1 ... Jordan named Finals Most Valuable Player.



HISTORY





1993 NBA CHAMPIONS

REGULAR SEASON RECORD: 57-25 (.695)

PLAYOFF RECORD: 15-4 (.789)

HEAD COACH: Phil Jackson

ASSISTANT COACHES: Johnny Bach, Jim Clemons, Tex Winter

STARTERS: B.J. Armstrong, Bill Cartwright, Horace Grant, Michael Jordan, Scottie Pippen

RESERVES: Stacey King, Rodney McCray, Ed Nealy, John Paxson, Will Perdue, Trent Tucker, Darrell Walker, Corey Williams, Scott Williams

NOTES: Defeated Atlanta (3-0), Cleveland (4-0), New York (4-2) and Phoenix (4-2) en route to the franchise's third straight world championship ... won the first two games of the Finals at Phoenix, becoming the first team ever to open a Finals series 2-0 on the road ...

Michael Jordan tied Rick Barry for most points in Finals history with 55 in Game 4 ... Jordan also finished with the highest scoring average (41.0 ppg) in a single Finals series ... Jordan also set the Finals record for most consecutive games of 40-plus points with four (Games 2-5) ... Jordan named Finals Most Valuable Player.



1996 NBA CHAMPIONS

REGULAR SEASON RECORD: 72-10 (.878)

PLAYOFF RECORD: 15-3 (.833)

HEAD COACH: Phil Jackson

ASSISTANT COACHES: Jim Cleamons,
John Paxson, Jimmy Rodgers, Tex Winter

STARTERS: Ron Harper, Michael Jordan, Luc Longley,
Scottie Pippen, Dennis Rodman

RESERVES: Randy Brown, Jud Buechler, Jason Caffey,
James Edwards, Jack Haley, Steve Kerr, Toni Kukoc, John Salley,
Dickey Simpkins, Bill Wennington

NOTES: Defeated Miami (3-0), New York (4-1), Orlando (4-0) and Seattle (4-2) en route to the franchise's fourth world championship ... Dennis Rodman grabbed a Finals record 11 offensive rebounds in Game 2 and again in Game 6 ... first title won at the United Center ... Michael Jordan named Finals Most Valuable Player.



HISTORY





1997 NBA CHAMPIONS

REGULAR SEASON RECORD: 69-13 (.841)

PLAYOFF RECORD: 15-4 (.789)

HEAD COACH: Phil Jackson

ASSISTANT COACHES: Bill Cartwright,
Frank Hamblen, Jimmy Rodgers, Tex Winter

STARTERS: Ron Harper, Michael Jordan,
Luc Longley, Scottie Pippen, Dennis Rodman

RESERVES: Randy Brown, Jud Buechler, Jason Caffey,
Steve Kerr, Toni Kukoc, Robert Parish, Dickey Simpkins, Bill
Wennington, Brian Williams

NOTES: Defeated Washington (3-0), Atlanta (4-1), Miami (4-1) and Utah (4-2) en route to the franchise's second straight and fifth overall world championship ... Michael Jordan named Finals Most Valuable Player.



1998 NBA CHAMPIONS

REGULAR SEASON RECORD: 62-20 (.756)

PLAYOFF RECORD: 15-6 (.714)

HEAD COACH: Phil Jackson

ASSISTANT COACHES: Bill Cartwright,
Frank Hamblen, Jimmy Rodgers, Tex Winter

STARTERS: Ron Harper, Michael Jordan, Toni Kukoc,
Luc Longley, Scottie Pippen

RESERVES: Keith Booth, Randy Brown, Jud Buechler, Scott Burrell,
Steve Kerr, Joe Kleine, Rusty LaRue, Dennis Rodman, Dickey Simpkins, Bill Wennington

NOTES: Defeated New Jersey (3-0), Charlotte (4-1), Indiana (4-3) and Utah (4-2) en route to the franchise's third straight and sixth overall world championship ... held Utah to a Finals record-low 54 points and recorded the largest margin of victory in a Finals game (42 points) in Game 3 ... Michael Jordan named Finals Most Valuable Player.





INTERNATIONAL AMPHITHEATRE HISTORY

The International Amphitheatre opened in 1934 adjacent to the Union Stock Yard on Chicago's south side. Built for \$1.5 million, the venue hosted a myriad of conventions, trade shows, concerts and sporting events. Professional sports franchises that called the Amphitheatre home include the NBA's Chicago Packers (1961-62), the Chicago Bulls (1966-67) and the World Hockey Association's Chicago Cougars (1972-75).

It was the site of Bulls home games during their inaugural season before the team moved to the Chicago Stadium. The Bulls compiled a 17-19 record in their brief tenure at the Amphitheatre.

The Amphitheatre helped mark Chicago as a convention capital. The building hosted three Democratic and two Republican National Conventions between 1952 and 1968. Other events held at the Amphitheatre include Ringling Brothers and Barnum Bailey Circuses, shows by Elvis Presley, Frank Sinatra, The Beatles, Black Sabbath, The Who and numerous theatrical performances.

The Amphitheatre was sold to a real-estate investor in 1983 and control was later transferred to the City of Chicago. It was demolished in 1999.

INTERNATIONAL AMPHITHEATRE FACTS & FIGURES

Seating capacity: 9,000 for basketball

First Bulls game: The Chicago Bulls defeated the San Francisco Warriors, 119-116, on Oct. 18, 1966

Last Bulls game: The Chicago Bulls defeated the L.A. Lakers, 122-109, on Mar. 19, 1967

Largest Bulls game: 9,136 on Dec. 30, 1966 against the Boston Celtics

Most points scored in a game by a player: 48 by Rick Barry on Feb. 5, 1967

Most points scored in a game by a Bull: 39 by Guy Rodgers (two times)

INTERNATIONAL AMPHITHEATRE NOTES

- Elvis Presley performed at the Amphitheatre in 1957.
- The Beatles played two shows at the Amphitheatre (Sept. 5, 1964 and Aug. 12, 1966).
- Professional boxer Joe Frazier fought his final match at the Amphitheatre on Dec. 3, 1981, a draw against Floyd Cummings.

CHICAGO STADIUM HISTORY

Opened on March 28, 1929, the Chicago Stadium served host to numerous sporting events, concerts and political conventions. Built at a cost of \$7 million, the Madhouse on Madison served as the home of the Chicago Bulls (1967-1994) and the Chicago Blackhawks (1929-1994) through the end of their respective seasons in 1994.

Over the years, the Stadium played host to the NBA, the NHL, the NASL and MISL, and even the NFL. On Dec. 15, 1930, the Chicago Bears and the St. Louis Cardinals played the NFL's first indoor football game on an 80-yard field. The game, played as an exhibition contest that the Bears won 9-7, served as a charity game to aid those affected by the Great Depression. Just over two years later, on Dec. 18, 1932, the Bears returned to play the Portsmouth (Ohio) Spartans in the 1932 NFL Championship Game. In front of 11,198 fans, Bronko Nagurski found Red Grange on a two-yard touchdown pass to help lead the Bears to a 9-0 win and claim the NFL Championship.

For 65 years, the Chicago Blackhawks called historic Chicago Stadium home. After playing their inaugural season at International Amphitheatre in 1966-67, the Chicago Bulls moved to the west side in the fall of 1967. Between the two teams, the Stadium hosted 10 Stanley Cup Finals and three NBA Finals. The Stadium, which was located at 1800 W. Madison Street, was demolished in February of 1995.

CHICAGO STADIUM FACTS & FIGURES

Seating capacity: 18,676 for basketball and 17,317 for hockey

First sporting event: Tommy Loughran defended his light heavyweight title against Mickey Walker before 14,554 fans on March 28, 1929

First Bulls game: The St. Louis Hawks defeated the Chicago Bulls 104-98 on Feb. 11, 1967

Last Bulls game: Game 6 of the Eastern Conference Semifinals, a 93-79 Bulls win over the New York Knicks on May 20, 1994

Largest Bulls game: 21,652 on April 8, 1977 against the Houston Rockets

Most points scored in a game by a player: 68 by Wilt Chamberlain on Dec. 16, 1967

Most rebounds in a game by a player: 37 by Tom Boerwinkle on Jan. 8, 1970

First Blackhawks game: 3-1 victory over the Pittsburgh Pirates on Dec. 15, 1929

Last Blackhawks game: Game 6 of the Conference Quarterfinals, a 1-0 defeat to the Toronto Maple Leafs on April 28, 1994

Largest Blackhawks game: 20,960 on April 10, 1982 versus the Minnesota North Stars

Championships won at the Stadium: 1934 Stanley Cup, 1938 Stanley Cup, 1992 NBA Finals

- Site of the 1973 and 1988 NBA All-Star Games, and the NHL All-Star Game in 1948, 1961, 1974 and 1991
- Hosted the funeral of Chicago Mayor Anton J. Cermak on March 10, 1933
- Hosted the Democratic National Convention in 1932, 1940 and 1944, as well as the Republican National Convention in 1932 and 1944
- Home of the "famous" 3,663-pipe Barton organ
- Was the first major arena equipped with an air conditioning system



UNITED CENTER HISTORY

Following more than two years of construction, the United Center officially opened its doors on Aug. 18, 1994. The end result produced the largest arena in the United States (in physical size, not capacity), covering more than 960,000 square feet and sitting on 46 acres west of the Chicago Loop, and one block west of the former site of Chicago Stadium.

The building held its first major event on Aug. 29, when it played host to the WWF's SummerSlam, while the Bulls opened the UC playing the first-ever regular season game in the building on Nov. 4, 1994. Before a record Bulls crowd of 22,313, Chicago defeated the Charlotte Hornets 89-83, as Scottie Pippen led the way with a game-high 22 points.

Home to the Bulls and the Chicago Blackhawks, for more than 80 games a year, the building holds 20,917 for Bulls games and 19,917 for Blackhawks contests.

Annually, the United Center hosts in upwards of 200 events. In addition to the Bulls and Blackhawks, the building has hosted the 1996 Democratic National Convention, The Rolling Stones, Frank Sinatra, Madonna, Bruce Springsteen and the E Street Band, Paul McCartney, U2, The Who, The Three Tenors, Ringling Brothers and Barnum & Bailey Circus, Disney on Ice, the Big Ten Men's Basketball Tournament and the Men's NCAA Basketball Tournament.

UNITED CENTER FACTS & FIGURES

Seating capacity: 20,917 for basketball and 19,917 for hockey

First sporting event: WWF's SummerSlam on Aug. 29, 1994

First Bulls game: The Bulls defeated the Charlotte Hornets 89-83 on Nov. 4, 1994

Largest Bulls game: 24,544 (11 times, most recently June 13, 1997 vs. Utah)

Most points scored in a game by a player: 57 by Jerry Stackhouse on April 3, 2001

Most rebounds in a game by a player: 29 by Dennis Rodman on Dec. 27, 1997

First Blackhawks game: 5-1 victory over the Edmonton Oilers on Jan. 25, 1995

Bulls Championships clinched at the United Center: 1996 NBA Finals, 1997 NBA Finals

Hosted the NBA Finals from 1996-1998, as well as the 2010, 2013 and 2015 Stanley Cup Finals



CHICAGO BULLS OWNERSHIP HISTORY



Jerry Colangelo, Dick Klein, Johnny "Red" Kerr

DICK KLEIN
JANUARY, 1966



**ARTHUR WIRTZ/
LESTER CROWN**
AUGUST, 1972



JERRY REINSDORF
MARCH, 1985

HISTORY

ALL-TIME TRANSACTIONS / 1966-1973

1966

Sept. 7, 1966	Obtained guard Guy Rodgers from San Francisco for cash, a draft choice and guards Jim King and Jeff Mullins.
Oct. 14, 1966	Sold guard John Barnhill to Baltimore; sold center Nate Bowman to Philadelphia.
Nov. 25, 1966	Traded forward Len Chappell to Cincinnati for center George Wilson.

1967

May 1, 1967	Lost forward Don Kojis, guard Gerry Ward and center George Wilson to the expansion draft.
Aug. 1967	Signed Craig Spitzer as a free agent.
Oct. 2, 1967	Obtained center Reggie Harding from Detroit for cash and a draft choice.
Oct. 20, 1967	Obtained guard Flynn Robinson for cash and two draft choices from Cincinnati for guard Guy Rodgers.
Nov. 1, 1967	Acquired Ken Wilburn from Trenton (EBL).
Nov. 2, 1967	Placed Jim Burns on waivers.
Nov. 28, 1967	Placed Reggie Harding on waivers.

1968

Jan. 9, 1968	Obtained center Jim Barnes and a draft choice from Los Angeles for center Erwin Mueller.
Apr. 23, 1968	Johnny "Red" Kerr resigned as Head Coach.
May 6, 1968	Lost forward McCoy McLemore, forward Dave Schellhase and center Craig Spitzer to the expansion draft.
May 27, 1968	Hired Dick Motta as Head Coach.
Sept. 23, 1968	Obtained center Erwin Mueller from Los Angeles for forward Keith Erickson.
Nov. 7, 1968	Obtained forward Bob Love and guard Bob Weiss from Milwaukee for guard Flynn Robinson.
Dec. 1, 1968	Sold Jim Barnes to Boston.

1969

Jan. 31, 1969	Sold Erwin Mueller to Seattle for cash and a draft choice.
Sept. 2, 1969	Obtained guard Shaler Hallimon and forward Chet Walker from Philadelphia for forward Jim Washington and future considerations.
Sept. 5, 1969	Obtained center Bob Kauffman and a third-round draft choice from Seattle for forward Bob Boozer and forward Barry Clemens.
Sept. 9, 1969	Traded Mike Lynn to Los Angeles for a draft choice.
Oct. 12, 1969	Obtained center Walt Wesley and a draft choice from Cincinnati for guard Norm Van Lier and center Dave Newmark.
Oct. 14, 1969	Obtained Al Tucker off waivers.

1970

Jan. 5, 1970	Obtained Ed Manning from Baltimore for Al Tucker.
Apr. 23, 1970	Obtained center Jim Fox and a draft choice from Phoenix for guard Clem Haskins.
May 11, 1970	Lost forward Loy Petersen, forward Ed Manning and center Walt Wesley to the expansion draft; Bob Kauffman traded to Philadelphia.
Sept. 15, 1970	Signed free agent A.W. Holt.
Oct. 16, 1970	Obtained guard Matt Guokas from Philadelphia for a draft choice.
Oct. 20, 1970	Traded Shaler Hallimon to Portland for second-round draft pick in 1971; signed free agent Jim King.

1971

Jan. 9, 1971	Traded Dick Gibbs to San Diego for future draft choice.
Jan. 20, 1971	Obtained forward Howard Porter from the Pittsburgh Condors (ABA) for center Paul Ruffner and cash.
Jan. 26, 1971	Waived A.W. Holt.
Apr. 15, 1971	Released George T. Johnson.
May 14, 1971	Obtained forward Charlie Paulk from Cincinnati for guard Matt Guokas and a draft choice.
Nov. 9, 1971	Obtained guard Norm Van Lier and a draft choice from Cincinnati for center Jim Fox and a draft choice.
Dec. 10, 1971	Traded Charles Paulk to New York for a future draft choice.

1972

Aug. 9, 1972	Acquired Pome Murray from Baltimore.
Oct. 18, 1972	Obtained center Dennis Awtry from Philadelphia for a draft choice and cash.
Oct. 20, 1972	Obtained forward Gar Heard and a draft choice from Seattle for forward Kennedy McIntosh.

1973

Sept. 4, 1973	Obtained John Tresvant from Capital for cash and a future draft choice.
Sept. 10, 1973	Obtained forward John Hummer and a draft choice from Buffalo for forward Gar Heard and center Kevin Kunnert.
Sept. 14, 1973	Obtained guard Rick Adelman from Portland for a draft choice and cash.
Oct. 8, 1973	Waived Mark Sibley.

1974

Jan. 7, 1974	Traded forward John Hummer to Seattle for a draft choice and cash.
Feb. 13, 1974	Traded Larry Cannon to Philadelphia for a future draft choice.
May 20, 1974	Lost center Dennis Awtrey to the expansion draft.
May 28, 1974	Traded forward Howard Porter for a 1974 first-round draft choice and cash.
Sept. 3, 1974	Obtained center Nate Thurmond from Golden State for center Clifford Ray, a draft choice and cash.
Sept. 4, 1974	Obtained guard Matt Guokas and two draft choices from Buffalo for guard Bob Weiss.
Sept. 12, 1974	Signed free agent Bill Hewitt.
Sept. 18, 1974	Obtained Mickey Johnson from Portland for a future draft choice.
Nov. 11, 1974	Obtained forward John Block from New Orleans for guard Rick Adelman.
Nov. 27, 1974	Waived Bill Hewitt.

1975

Sept. 5, 1975	Obtained Fred Foster from Cleveland for a 1976 draft choice.
Nov. 27, 1975	Traded forward Rowland Garrett and center Nate Thurmond to Cleveland for forward Eric Fernsten and center Steve Patterson; obtained Jack Marin from Buffalo for a draft choice.
Dec. 9, 1975	Traded Matt Guokas to Kansas City for 1977 second- and third-round draft picks.

1976

Aug. 5, 1976	Selected Artis Gilmore No. 1 in the ABA Dispersal Draft.
Aug. 25, 1976	Hired Ed Badger as the third Head Coach in the history of the franchise.
Sept. 13, 1976	Obtained Tom Kropp from Washington for future considerations.
Sept. 15, 1976	Released Steve Patterson.
Oct. 4, 1976	Traded Allen Murphy to Los Angeles for a future draft choice.
Oct. 13, 1976	John Block retired.
Oct. 16, 1976	Signed free agent Paul McCracken.
Oct. 18, 1976	Waived Bobby Wilson.
Oct. 21, 1976	Waived Leon Benbow.
Oct. 28, 1976	Released Willie Smith.
Oct. 29, 1976	Signed free agent Wilbur Holland.
Nov. 18, 1976	Acquired John Mengelt from Detroit.
Nov. 19, 1976	Waived Paul McCracken; released Eric Fernsten.
Nov. 30, 1976	Traded Bob Love to the N.Y. Nets for 1977 second-round pick and cash.
Dec. 13, 1976	Waived Dallas Smith.

1977

Jan. 11, 1977	Signed free agent Phil Hicks.
Jan. 21, 1977	Waived Phil Hicks; re-signed free agent Hicks.
Feb. 1, 1977	Waived Phil Hicks.
Feb. 2, 1977	Signed Leon Benbow and placed him on injured list.
Feb. 3, 1977	Signed free agent Phil Hicks.
Sept. 7, 1977	Released Keith Starr.
Oct. 5, 1977	Waived Leon Benbow.
Oct. 6, 1977	Waived Phil Hicks.
Oct. 14, 1977	Waived John Laskowski.
Oct. 16, 1977	Signed free agent Nick Weatherspoon.
Oct. 17, 1977	Waived Cliff Pondexter and Tom Kropp; Acquired Glenn Hansen from New Orleans for a 1978 draft choice.
Nov. 14, 1977	Waived Glenn Hansen.
Dec. 8, 1977	Signed free agent Jim Ard.

1978

Jan. 7, 1978	Placed Jim Ard on injured list; signed free agent Cliff Pondexter.
Jan. 23, 1978	Signed free agent Cazzie Russell; waived Nick Weatherspoon.
Feb. 17, 1978	Placed Scott May on injured list; signed free agent Derrek Dickey.
May 12, 1978	Hired Rod Thorn as General Manager.
June 6, 1978	Hired Larry Costello as the fourth Head Coach in team history.
Aug. 10, 1978	Waived Cliff Pondexter.
Aug. 11, 1978	Traded Chuck Jura to Cleveland for future considerations.
Aug. 24, 1978	Traded Derrek Dickey to Los Angeles for future considerations.
Sept. 1, 1978	Hired Scotty Robertson as Assistant Coach.
Oct. 9, 1978	Obtained John Brown from Atlanta for future draft considerations.
Oct. 11, 1978	Obtained Charles Dudley from Golden State for future considerations; waived Jim Ard; waived Norm Van Lier.
Oct. 12, 1978	Placed Tate Armstrong and Len Kosmalski on injured list; placed Tom Boerwinkle on suspended list.

ALL-TIME TRANSACTIONS / 1978-1981

1978 (CONT.)

Oct. 13, 1978	Obtained Andre Wakefield off waivers from Phoenix.
Oct. 25, 1978	Signed free agent Ollie Johnson.
Oct. 26, 1978	Obtained Scott Lloyd from San Diego for a 1981 draft choice; waived Andre Wakefield.
Nov. 29, 1978	Waived Tom Boerwinkle.

1979

Jan. 2, 1979	Waived Len Kosmalski and Steve Sheppard.
Feb. 16, 1979	Larry Costello fired as Head Coach; Scotty Robertson named Interim Coach.
Apr. 28, 1979	Hired Jerry Sloan as Head Coach.
June 22, 1979	Traded Wilbur Holland to Utah for Rickey Williams.
June 23, 1979	Acquired two 1979 draft choices from Denver.
June 28, 1979	Hired Phil Johnson as Assistant Coach.
July 17, 1979	Signed free agent Mickey Johnson.
July 18, 1979	Signed free agent Delmer Beshore.
Aug. 2, 1979	Signed free agent Coby Dietrick.
Aug. 28, 1979	Acquired Ricky Sobers from Indiana (compensation for Mickey Johnson).
Sept. 5, 1979	Obtained Coby Dietrick from San Antonio for Tate Armstrong and cash.
Sept. 15, 1979	Signed free agent Roger Brown.
Sept. 16, 1979	Signed No. 1 pick Dave Greenwood.
Sept. 25, 1979	Waived Charles Dudley.
Oct. 12, 1979	Signed free agent Sam Smith.
Oct. 20, 1979	Signed free agent Dennis Awtrey.
Dec. 4, 1979	Waived Roger Brown.
Dec. 5, 1979	Signed free agent Dwight Jones.

1980

Feb. 4, 1980	Waived Sam Smith.
Feb. 13, 1980	Traded Mark Lansberger to Los Angeles for Oliver Mack and two second-round draft choices (1980 and 1981).
June 9, 1980	Traded rights to Cedrick Hordges to Denver for future draft considerations.
June 10, 1980	Traded rights to Calvin Garrett to Houston for a 1982 draft choice; traded No. 1 pick Kelvin Ransey to Portland for Ronnie Lester and a future draft choice.
Aug. 1, 1980	Signed free agent Jeff Wilkins.
Aug. 12, 1980	Signed free agent Rickey Green.
Aug. 14, 1980	Signed free agent Dennis Awtrey.
Aug. 15, 1980	Seattle agreed to compensate Bulls with future draft considerations for signing Awtrey.
Sept. 9, 1980	Waived John Mengelt.
Sept. 12, 1980	Signed free agent Larry Kenon; sent two 1981 second-round draft choices and cash to San Antonio as compensation.
Oct. 6, 1980	Waived Jeff Wilkins and Ron Charles.
Oct. 8, 1980	Bobby Wilkerson sold to Bulls from Denver; waived Rickey Green.
Oct. 9, 1980	Placed Ronnie Lester on the injured list.
Oct. 23, 1980	Activated Ronnie Lester off the injured list; waived Oliver Mack.
Nov. 3, 1980	Placed Ronnie Lester on the injured list; signed Ricky Sobers.
Nov. 21, 1980	Veteran free agent Ollie Johnson signed with Philadelphia; Bulls received cash from Philadelphia as compensation.

1981

Mar. 6, 1981	Activated Ronnie Lester off the injured list; placed Scott May on the injured list.
June 8, 1981	Acquired a 1981 and a 1982 draft choice from Atlanta in exchange for two 1981 draft choices.
June 10, 1981	Acquired the draft rights to Mike Oliver from Indiana for the draft rights to Ray Blume and a draft choice.
June 20, 1981	Veteran free agent Bobby Wilkerson signed with Cleveland.
Aug. 13, 1981	Signed free agent Steve Hayes.
Sept. 9, 1981	Signed free agent Jackie Robinson.
Oct. 1, 1981	Acquired Johnny High from Phoenix for a 1983 third-round draft pick.
Oct. 2, 1981	Acquired the draft rights to Terry Stotts from Houston for cash.
Oct. 12, 1981	Waived Terry Stotts.
Oct. 20, 1981	Waived Johnny High.
Oct. 27, 1981	Waived Scott May.
Oct. 28, 1981	Waived Sam Worthen.
Nov. 6, 1981	Signed No. 1 pick Orlando Woolridge; waived Steve Hayes.
Dec. 8, 1981	Acquired Tracy Jackson from Boston for cash.
Dec. 11, 1981	Waived Roger Burkman.
Dec. 22, 1981	Waived Jackie Robinson.

1982

Feb. 17, 1982	Fired Head Coach Jerry Sloan.
June 23, 1982	Named Paul Westhead as Head Coach; traded a 1982 second-round draft choice to Golden State for a future second-round draft choice.
July 13, 1982	Named Don Casey as Assistant Coach.
July 22, 1982	Traded Artis Gilmore to San Antonio for Dave Corzine and Mark Olberding.
Aug. 1, 1982	Named Mike Thibault as Assistant Coach.
Oct. 2, 1982	Signed Dudley Bradley as a free agent for a conditional third-round pick in 1983 to Phoenix.
Oct. 8, 1982	Traded Ray Blume to San Diego for future considerations.
Oct. 22, 1982	Waived Tom Burleson and Ricky Frazier.
Oct. 26, 1982	Released James Wilkes and Mark Davis.
Nov. 23, 1982	Waived Larry Kenon.

1983

Jan. 18, 1983	Traded Coby Dietrick to San Antonio for a 1983 fourth-round draft choice.
Jan. 24, 1983	Traded Ricky Sobers to Washington for a second-round draft choice in 1984 and 1985.
Feb. 15, 1983	Traded Dwight Jones to Los Angeles for cash and a future second-round draft choice.
Feb. 17, 1983	Signed free agent Jawann Oldham.
Mar. 2, 1983	Placed Orlando Woolridge on the injured list; signed Larry Spriggs to a 10-day contract.
Mar. 6, 1983	Placed Ronnie Lester on the injured list; signed Mike Bratz to a 10-day contract.
Mar. 12, 1983	Signed Larry Spriggs to a second 10-day contract.
Mar. 16, 1983	Signed Mike Bratz to a 10-day contract.
Mar. 22, 1983	Signed Larry Spriggs for remainder of the season.
Mar. 26, 1983	Signed Mike Bratz for remainder of the season.
May 10, 1983	Fired Head Coach Paul Westhead.
June 7, 1983	Signed Kevin Loughery as Head Coach.
Sept. 30, 1983	Mike Bratz signed with Golden State for a 1984 fourth-round draft choice.
Oct. 25, 1983	Waived Dudley Bradley and Tracey Jackson.

1984

Feb. 15, 1984	Traded Reggie Theus to Kansas City for Steve Johnson and three second-round draft choices (one in 1984 and two in 1985).
Aug. 11, 1984	Traded Mitchell Wiggins and 1985 second- and third-round draft picks to Houston for Caldwell Jones.
Sept. 12, 1984	Signed No. 1 draft pick Michael Jordan.
Sept. 14, 1984	Signed free agent Charles Jones.
Oct. 26, 1984	Signed free agent Wes Matthews.
Nov. 16, 1984	Waived Ronnie Lester and Charles Jones.

1985

Jan. 14, 1985	Signed free agent Chris Engler to a 10-day contract.
Jan. 24, 1985	Signed free agent Chris Engler to a second 10-day contract.
Feb. 12, 1985	Waived Chris Engler.
Mar. 13, 1985	Jerry Reinsdorf takes over as owner.
Mar. 26, 1985	Released General Manager Rod Thorn; hired Jerry Krause as Vice President/Basketball Operations.
May 28, 1985	Fired Head Coach Kevin Loughery and Assistants Bill Blair and Fred Carter.
June 17, 1985	Signed Stan Albeck as Head Coach; traded forward Steve Johnson and a second-round pick to San Antonio for Gene Banks.
June 18, 1985	Traded No. 1 pick Keith Lee and guard Ennis Whatley to Cleveland for forward Charles Oakley (ninth overall) and second-round pick Calvin Duncan (30th overall).
July 8, 1985	Signed Tex Winter as Assistant Coach.
Aug. 7, 1985	Signed Murray Arnold as Assistant Coach.
Aug. 11, 1985	Signed Charles Oakley.
Aug. 14, 1985	Signed free agent Billy McKinney.
Oct. 1, 1985	Portland signed free-agent center Caldwell Jones to an offer sheet; Bulls agreed not to exercise right of first refusal in exchange for a Portland 1987 second-round draft pick.
Oct. 4, 1985	Signed free agent guard Kyle Macy to an offer sheet; Phoenix agreed not to exercise right of first refusal in exchange for two future second-round draft picks.
Oct. 24, 1985	Waived forward Rod Higgins; traded forward David Greenwood to San Antonio for George Gervin.
Oct. 25, 1985	Placed guard Quintin Dailey on the injured list.
Oct. 29, 1985	Signed free agent guard John Paxson to an offer sheet; San Antonio agreed not to exercise right of first refusal in exchange for cash.
Nov. 5, 1985	Guard Michael Jordan placed on injured list (broken navicular tarsal bone suffered at Golden State 10/29/85); signed free agent guard Ron Brewer; waived guard Ron Brewer.
Nov. 18, 1985	Activated guard Quintin Dailey off the injured list.
Dec. 17, 1985	Billy McKinney retired and joined the Bulls coaching staff.

ALL-TIME TRANSACTIONS / 1986-1987

1986

Feb. 5, 1986	Placed guard Quintin Dailey on the suspended list.
Feb. 12, 1986	Signed guard Michael Holton (CBA-Florida) to a 10-day contract.
Feb. 22, 1986	Signed guard Michael Holton to a second 10-day contract; signed guard Tony Brown (CBA-Kansas City) to a 10-day contract; placed center Jawann Oldham on injured list (broken left cheek bone).
Mar. 1, 1986	Signed guard Michael Holton to contract for remainder of the season; signed guard Tony Brown to a second 10-day contract.
Mar. 5, 1986	Placed Dave Corzine on injured list (broken left hand); activated center Jawann Oldham.
Mar. 13, 1986	Waived guard Tony Brown.
Mar. 14, 1986	Placed center Jawann Oldham on injured list (re-injured left cheek bone); signed forward Rod Higgins (CBA - Tampa Bay) to a 10-day contract; activated guard Michael Jordan.
Mar. 24, 1986	Signed forward Rod Higgins to a second 10-day contract.
Mar. 27, 1986	Waived forward Rod Higgins.
Apr. 13, 1986	Returned center Jawann Oldham to playoff roster; replaced Michael Holton with Jawann Oldham on playoff roster.
May 19, 1986	Fired Stan Albeck and named Doug Collins as Head Coach.
May 27, 1986	Released Assistant Coach Mike Thibault.
June 17, 1986	Allowed Quintin Dailey to become a free agent by declining to exercise option clause; signed 1985 draft picks Mike Brown and Calvin Duncan; traded the draft rights of second-round pick Larry Krystkowiak and 1987 and 1992 second round picks to Portland for Steve Colter.
June 20, 1986	Named Gene Littleles and Johnny Bach as assistant coaches.
Aug. 5, 1986	Free agent Michael Holton signed an offer sheet with Portland; Chicago agreed not to exercise right of first refusal in exchange for a 1992 second-round draft choice.
Aug. 22, 1986	Acquired Earl Cureton and Sacramento's second-round draft choice from Detroit for Sidney Green.
Aug. 27, 1986	Waived Calvin Duncan.
Sept. 8, 1986	Signed free agent Gene Banks to a new contract.
Sept. 18, 1986	Traded Kyle Macy to Indiana for two second-round draft choices.
Sept. 25, 1986	Jawann Oldham signed an offer sheet with New York and Chicago matched the offer.
Oct. 1, 1986	Signed 1986 first-round draft choice Brad Sellers.
Oct. 2, 1986	Agreed to forbear right of first refusal on Orlando Woolridge in exchange for a New Jersey Nets first-round draft choice and two second-round draft picks.
Oct. 4, 1986	Signed Elston Turner to an offer sheet and Denver agreed not to exercise its right of first refusal in exchange for a 1988 second-round draft choice.
Oct. 23, 1986	Acquired Granville Waiters from Houston for a future draft choice.
Oct. 30, 1986	Traded Jawann Oldham to New York for a 1987 first-round draft choice (Denver's first pick and future considerations); waived center Mike Smrek; placed Gene Banks on the injured list (suffered broken right foot on 10/21).
Nov. 3, 1986	Claimed Darren Daye off waivers.
Dec. 8, 1986	Waived Darren Daye and activated Gene Banks.
Dec. 31, 1986	Acquired Sedale Threatt from Philadelphia in exchange for Steve Colter and a future second-round draft pick.

1987

Jan. 9, 1987	Placed Sedale Threatt on the injured list (broken right ring finger).
Jan. 10, 1987	Signed Fred Cofield to a 10-day contract.
Jan. 20, 1987	Signed Fred Cofield to a second 10-day contract.
Jan. 29, 1987	Released Fred Cofield and signed Perry Young to a 10-day contract.
Feb. 9, 1987	Signed Perry Young to a second 10-day contract.
Feb. 11, 1987	Traded Earl Cureton to the L.A. Clippers for a 1989 draft choice.
Feb. 13, 1987	Activated Sedale Threatt and released Perry Young.
Feb. 15, 1987	Acquired Ben Poquette from Cleveland in exchange for a future second-round draft choice.
June 9, 1987	Promoted Special Assignments Scout/Assistant Coach Billy McKinney to Assistant Vice President/Basketball Operations.
June 22, 1987	Acquired Artis Gilmore from San Antonio in exchange for a second-round pick.
Sept. 28, 1987	Extended Head Coach Doug Collins' contract throughout the 1989-90 season.
Oct. 1, 1987	Assistant Coach Gene Littleles resigned to pursue other endeavors.
Oct. 8, 1987	Signed the following free agents and rookies to contracts: Dave Corzine, Rickie Winslow, Tony White, Anthony Wilson, Doug Altenberger, Ervin Leavy and Scott Meents.
Oct. 10, 1987	Named Phil Jackson as Assistant Coach.
Oct. 14, 1987	Signed Scottie Pippen.
Oct. 16, 1987	Waived Anthony Wilson and Ervin Leavy.
Oct. 19, 1987	Picked up Tom Sheehy off of waivers from Boston.
Oct. 22, 1987	Signed Horace Grant.
Oct. 26, 1987	Waived Scott Meents and Tom Sheehy.
Nov. 3, 1987	Waived Doug Altenberger and Pete Myers.
Nov. 9, 1987	Re-signed Granville Waiters; waived Rickie Winslow.
Nov. 12, 1987	Traded a 1988 second-round draft pick to New York for Rory Sparrow; waived Tony White.
Dec. 24, 1987	Waived Artis Gilmore.

1988

Feb. 25, 1988	Acquired Sam Vincent from Seattle for Sedale Threatt.
Mar. 2, 1988	Signed Elston Turner.
June 23, 1988	Lost Mike Brown to Charlotte in the Expansion Draft.
June 27, 1988	Traded Charles Oakley to New York for center Bill Cartwright and the exchange of 1988 first- and third-round draft choices.
July 21, 1988	Billy McKinney re-signed as Assistant Vice President/Basketball Operations.
July 25, 1988	Named Jim Stack Scout.
July 29, 1988	Signed first-round draft pick Will Perdue.
Aug. 1, 1988	Signed Sam Vincent to a new contract.
Sept. 7, 1988	Signed Jerry Krause to a multi-year contract.
Sept. 20, 1988	Signed Michael Jordan to a multi-year contract extension.
Oct. 7, 1988	Signed Mike Lang, Charles Davis, John Fox, Jack Haley, Anthony Jones, Derrick Lewis, Kevin McKenna, Ed Nealy, Ralph Tally, Jamie Waller and David Wood.
Oct. 10, 1988	Waived Mike Lang.
Oct. 12, 1988	Waived Jamie Waller.
Oct. 13, 1988	Waived Ralph Tally.
Oct. 20, 1988	Waived Kevin McKenna.
Oct. 25, 1988	Waived Derrick Lewis.
Oct. 26, 1988	Waived John Fox.
Nov. 3, 1988	Placed Scottie Pippen and Charles Davis on the injured list.
Nov. 17, 1988	Waived David Wood.
Nov. 18, 1988	Activated Scottie Pippen off the injured list.
Nov. 21, 1988	Waived Anthony Jones.
Nov. 29, 1988	Activated Charles Davis off the injured list.
Dec. 14, 1988	Traded Ed Nealy and a 1989 second-round draft pick to Phoenix for Craig Hodges.

1989

Apr. 16, 1989	Placed Craig Hodges on the injured list; signed Dominic Pressley to a 10-day contract.
Apr. 23, 1989	Activated Craig Hodges off the injured list; released Dominic Pressley.
June 15, 1989	Sam Vincent drafted by Orlando in the Expansion Draft.
June 26, 1989	Traded Brad Sellers to Seattle for the 18th pick in the College Draft.
June 27, 1989	Traded Dave Corzine to Orlando for the Magic's regular second-round draft choice in 1990 and the Magic's regular second-round draft choice in 1992. Seattle agreed not to draft B.J. Armstrong with the 16th and 17th choices in the first round of the draft in exchange for the Bulls' 1993 second-round pick; hired Clarence Gaines Jr., as Scout/Special Assistant to Vice President/Basketball Operations Jerry Krause.
June 30, 1989	Extended the contract of Jim Stack as a Scout and gave him the additional responsibility of Special Assistant to Vice President/Basketball Operations Jerry Krause.
July 6, 1989	Terminated the contract of Head Coach Doug Collins.
July 10, 1989	Hired Phil Jackson as Head Coach.
July 27, 1989	Signed first-round draft pick Jeff Sanders.
Aug. 10, 1989	Hired Jim Clemons as Assistant Coach.
Aug. 24, 1989	Signed unrestricted free agent Craig Hodges to a multi-year contract.
Sept. 12, 1989	Signed first-round draft pick B.J. Armstrong.
Oct. 5, 1989	Signed the following free agents: Matt Brust, Mike Doktorczyk, Stewart Granger, Jimmy McClain, Adrian McKinnon, Greg Spurling, David Wood and Jack Haley. Acquired Ed Nealy from the Phoenix Suns for future draft considerations.
Oct. 11, 1989	Waived Jimmy McClain, Greg Spurling and David Wood.
Oct. 20, 1989	Waived Stewart Granger.
Oct. 31, 1989	Waived Matt Brust, Mike Doktorczyk and Adrian McKinnon.
Nov. 2, 1989	Placed Jeff Sanders on the injured list.
Dec. 18, 1989	Waived Jack Haley; activated Jeff Sanders off injured list.

1990

Mar. 25, 1990	Placed Craig Hodges on injured list with a lower back strain; signed Clifford Lett to a 10-day contract.
Apr. 4, 1990	Signed Clifford Lett to a second 10-day contract.
Apr. 14, 1990	Activated Craig Hodges off injured list; released Clifford Lett.
June 20, 1990	Trainer Mark Pfeil resigned.
June 26, 1990	Acquired Dennis Hopson from the New Jersey Nets for a 1990 first-round draft pick and the best of three 1992 second-round choices; renounced the rights to Charles Davis.
June 27, 1990	Named Herb Brown as European Representative/Assistant Coach/Scout.
July 20, 1990	Unrestricted free agent Ed Nealy signed with Phoenix.
July 25, 1990	Signed rookie/free agent Scott Williams.
Aug. 8, 1990	Named Robert "Chip" Schaefer as Trainer.
Aug. 11, 1990	Signed Horace Grant to a three-year contract extension.
Oct. 2, 1990	Signed the following players for training camp: Rodney Blake, Ben Gillery, Gary Massey, Craig Neal, Greg Spurling and Keith Williams.

ALL-TIME TRANSACTIONS / 1990-1993

1990 (CONT.)

Oct. 4, 1990	Signed unrestricted free agent Cliff Levingston.
Oct. 10, 1990	Signed Ben Mitchell; waived Rodney Blake.
Oct. 15, 1990	Waived Greg Spurling, Keith Williams and Craig Neal.
Oct. 19, 1990	Waived Ben Mitchell.
Oct. 29, 1990	Waived Ben Gillery and Gary Massey.

1991

June 17, 1991	Extended the contract of Scottie Pippen.
July 1, 1991	Renewed the option on the contract of Cliff Levingston, extending the contract through the 1991-92 season.
July 12, 1991	Re-signed John Paxson.
Aug. 26, 1991	Re-signed Bill Cartwright.
Sept. 26, 1991	Signed Mark Randall.
Sept. 27, 1991	Signed rookies and free agents Jerry Adams, Anthony Bowie, David Caldwell, Tony Harris, Chris Munk, Chuck Nevitt, John Potter, Ken Redfield, Oliver Taylor, Wayne Tinkle and Jamal Walker.
	Waived Jerry Adams, David Caldwell, Tony Harris, John Potter, Wayne Tinkle and Jamal Walker.
Sept. 30, 1991	Waived Ken Redfield.
Oct. 14, 1991	Waived Chris Munk and Oliver Taylor.
Oct. 24, 1991	Waived Chuck Nevitt and Anthony Bowie.
Oct. 30, 1991	Traded Dennis Hopson to Sacramento for Bobby Hansen and the Kings' 1992 second-round draft pick.
Nov. 4, 1991	Signed Rory Sparrow; placed Craig Hodges on the injured list with a sprained left knee.
Nov. 7, 1991	Signed Scott Williams and placed him on the suspended list.
Nov. 11, 1991	Signed Chuck Nevitt; placed Bill Cartwright on the injured list with a broken left hand.
Nov. 17, 1991	Waived Rory Sparrow; activated Scott Williams off suspended list.
Nov. 23, 1991	Waived Chuck Nevitt; activated Craig Hodges off the injured list.
Dec. 17, 1991	Waived Mark Randall; activated Bill Cartwright off the injured list.
Dec. 28, 1991	

1992

Mar. 30, 1992	Signed Phil Jackson to a three-year contract extension.
June 22, 1992	Did not exercise the option to guarantee Bobby Hansen's contract for the 1992-93 season.
July 7, 1992	Traded the rights to draft pick Litteral Green to Orlando for a 1993 second-round draft pick.
July 10, 1992	Waived Craig Hodges.
Aug. 12, 1992	Signed rookie Byron Houston.
Aug. 19, 1992	Signed rookie Corey Williams.
Aug. 20, 1992	Named Ivica Dukan as Supervisor of European Scouting.
Sept. 18, 1992	Traded Byron Houston to Golden State for the Warriors' 1993 first-round draft pick; traded that pick plus two future conditional second-round picks to Dallas for Rodney McCray.
Oct. 14, 1992	Waived Irving Thomas and Kelsey Weems.
Oct. 21, 1992	Waived Anderson Hunt.
Oct. 27, 1992	Waived Ricky Blanton.
Oct. 28, 1992	Waived Joe Courtney and Keith Tower.
Nov. 4, 1992	Waived Jo Jo English and Gerald Madkins.
Dec. 2, 1992	Placed Corey Williams on the injured list with abdominal strain; signed Jo Jo English.
Dec. 15, 1992	Activated Corey Williams off the injured list and waived Jo Jo English.

1993

Jan. 8, 1993	Placed Scott Williams on the injured list with tendonitis in right knee.
Jan. 12, 1993	Signed Joe Courtney to a 10-day contract.
Jan. 18, 1993	Activated Scott Williams off the injured list and placed Rodney McCray on the injured list with a sprained right knee; signed Joe Courtney to a second 10-day contract.
Jan. 28, 1993	Joe Courtney's second 10-day contract expired; signed Darrell Walker to a 10-day contract.
Feb. 7, 1993	Signed Darrell Walker to a second 10-day contract.
Feb. 10, 1993	Placed John Paxson on the injured list; signed Ricky Blanton to a 10-day contract.
Feb. 17, 1993	Signed Darrell Walker for the rest of the season.
Feb. 20, 1993	Ricky Blanton's 10-day contract expired.
Feb. 22, 1993	Placed Bill Cartwright on the injured list; signed Mark Acres to a 10-day contract.
Feb. 23, 1993	Activated Rodney McCray off the injured list.
Feb. 25, 1993	Acquired Ed Nealy from Golden State for a conditional second-round draft pick in 2001; released Mark Acres.
Mar. 19, 1993	Placed Trent Tucker on the injured list; activated John Paxson off the injured list.
Mar. 24, 1993	Placed Corey Williams on the injured list; activated Bill Cartwright off the injured list.
Mar. 30, 1993	Placed Darrell Walker on the injured list; activated Trent Tucker off the injured list.

1993 (CONT.)

Apr. 20, 1993	Placed Ed Nealy on the injured list; activated Darrell Walker off the injured list.
July 19, 1993	Signed rookie forward/guard Toni Kukoc to a multi-year contract.
July 26, 1993	Signed rookie forward Corie Blount.
Sept. 16, 1993	Scott Williams signed a qualifying offer.
Sept. 29, 1993	Signed Steve Kerr, Jerome Lane, Bill Wennington and Al Hamilton.
Oct. 6, 1993	Michael Jordan retired.
Oct. 7, 1993	Signed Randy Allen, Jaren Jackson, Pete Myers and Dirkx Surles.
Oct. 10, 1993	Will Perdue signed a multi-year contract extension.
Oct. 15, 1993	Waived Randy Allen.
Oct. 20, 1993	Signed B.J. Armstrong to a multi-year contract extension.
Oct. 26, 1993	Waived Dirkx Surles.
Oct. 28, 1993	Waived Jerome Lane and Jaren Jackson.
Nov. 3, 1993	Waived Corey Williams.
Nov. 4, 1993	Waived Al Hamilton; re-acquired Jo Jo English from Minnesota for a future conditional draft pick; placed John Paxson and Scott Williams on the injured list.
Nov. 8, 1993	Placed Scottie Pippen on the injured list.
Nov. 30, 1993	Activated Scottie Pippen off the injured list; placed Will Perdue on the injured list.

1994

Jan. 4, 1994	Waived Jo Jo English; activated Will Perdue off the injured list; placed Bill Cartwright on the injured list.
Jan. 12, 1994	Activated John Paxson off the injured list.
Jan. 19, 1994	Activated Bill Cartwright off the injured list; placed Stacey King on the injured list.
Feb. 1, 1994	Activated Scott Williams off the injured list; placed Dave Johnson on the injured list.
Feb. 16, 1994	Activated Stacey King off the injured list; placed Toni Kukoc on the injured list.
Feb. 23, 1994	Traded Stacey King to Minnesota for Luc Longley and possible future considerations.
Feb. 25, 1994	Activated Toni Kukoc off the injured list; placed Bill Cartwright on the injured list.
Mar. 1, 1994	Waived Dave Johnson.
Mar. 8, 1994	Placed John Paxson on the injured list; signed Jo Jo English to a 10-day contract.
Mar. 15, 1994	Placed Will Perdue on the injured list; activated Bill Cartwright.
Mar. 18, 1994	Signed Jo Jo English to a second 10-day contract.
Mar. 28, 1994	Signed Jo Jo English for the remainder of the season.
Apr. 8, 1994	Placed Bill Cartwright on the injured list; activated John Paxson.
Apr. 9, 1994	Placed Jo Jo English on the injured list; activated Will Perdue.
Apr. 22, 1994	Placed Corie Blount on the injured list; activated Bill Cartwright.
May 31, 1994	Bulls announced the team will not pick up the option year of the contract of Assistant Coach Johnny Bach.
June 28, 1994	Hired Jimmy Rodgers as Assistant Coach.
Aug. 22, 1994	John Paxson retired.
Sept. 13, 1994	Signed Ron Harper.
Sept. 21, 1994	Signed Larry Krystkowiak.
Sept. 22, 1994	Re-signed Bill Wennington.
Sept. 28, 1994	Re-signed Steve Kerr.
Sept. 29, 1994	Signed Greg Foster and Jud Buechler.
Oct. 12, 1994	Signed Dickey Simpkins; waived Walter Palmer.
Oct. 14, 1994	Waived Joe Courtney and Mark Davis.
Oct. 18, 1994	Waived Eric Gray.
Oct. 31, 1994	Waived Kenny Harris.
Nov. 3, 1994	Waived Kevin Franklin; placed Jud Buechler, Kevin Rankin and Bill Wennington on the injured list.
Nov. 14, 1994	Waived Kevin Rankin.
Nov. 16, 1994	Activated Jud Buechler and Bill Wennington off the injured list; placed Larry Krystkowiak and Luc Longley on the injured list.
Nov. 18, 1994	Waived Jo Jo English; signed Pete Myers.
Dec. 2, 1994	Activated Larry Krystkowiak; placed Corie Blount on the injured list.
Dec. 12, 1994	Waived Greg Foster.
Dec. 13, 1994	Activated Corie Blount.

ALL-TIME TRANSACTIONS / 1995-1997

1995

Jan. 4, 1995	Activated Luc Longley; placed Larry Krystkowiak on the injured list.
Mar. 18, 1995	Michael Jordan returned; placed Dickey Simpkins on the injured list.
Mar. 21, 1995	Activated Larry Krystkowiak; placed Jud Buechler on the injured list.
Apr. 1, 1995	Activated Dickey Simpkins; placed Larry Krystkowiak on the injured list.
Apr. 17, 1995	Activated Jud Buechler; placed Corie Blount on the injured list.
July 1, 1995	Lost B.J. Armstrong to the Expansion Draft (Toronto).
Aug. 29, 1995	Hired John Paxson as an Assistant Coach.
Oct. 2, 1995	Acquired Dennis Rodman in a trade from San Antonio for Will Perdue.
Oct. 5, 1995	Signed Randy Brown and Jack Haley.
Oct. 26, 1995	Signed James Edwards; waived John Shasky.
Oct. 31, 1995	Waived Kenny Harris and Ronnie McMahan.
Nov. 2, 1995	Placed James Edwards and Jack Haley on the injured list.
Nov. 14, 1995	Placed Dennis Rodman on the injured list.
Dec. 6, 1995	Activated Dennis Rodman; placed Jason Caffey on the injured list.
Dec. 18, 1995	Activated Jason Caffey; placed James Edwards on the injured list.

1996

Feb. 1, 1996	Activated James Edwards; placed Luc Longley on the injured list.
Feb. 20, 1996	Activated Luc Longley; placed James Edwards on the injured list.
Mar. 4, 1996	Placed Bill Wennington on the injured list; signed John Salley to a 10-day contract.
Mar. 10, 1996	Activated James Edwards; placed Dickey Simpkins on the injured list.
Mar. 14, 1996	Signed John Salley to a second 10-day contract.
Mar. 16, 1996	Activated Bill Wennington; placed Jason Caffey on the injured list.
Mar. 19, 1996	Activated Dickey Simpkins; placed James Edwards on the injured list.
Mar. 23, 1996	Signed John Salley for the remainder of the season.
Mar. 28, 1996	Activated Jason Caffey; placed Luc Longley on the injured list.
Apr. 5, 1996	Activated James Edwards; placed John Salley on the injured list.
Apr. 14, 1996	Activated Luc Longley; placed Jason Caffey on the injured list.
Apr. 18, 1996	Activated John Salley; placed Bill Wennington on the injured list.
Apr. 19, 1996	Activated Jack Haley; placed Ron Harper on the injured list.
July 12, 1996	Renounced the rights to Travis Knight.
July 23, 1996	Promoted Jim Stack to Assistant Vice President of Basketball Operations.
July 24, 1996	Signed Michael Jordan to a one-year contract.
Aug. 5, 1996	Re-signed Dennis Rodman.
Sept. 3, 1996	Hired Frank Hamblen and Bill Cartwright as assistant coaches.
Oct. 23, 1996	Signed Thomas Hamilton.
Oct. 24, 1996	Waived Corey Beck and Fred Herzog.
Oct. 29, 1996	Waived Eric Gingold, Shawn Harlan and Matt Steigenga.
Oct. 31, 1996	Placed Jason Caffey and Thomas Hamilton on the injured list.
Nov. 11, 1996	Placed Dickey Simpkins on the injured list; activated Jason Caffey.
Nov. 22, 1996	Placed Robert Parish on the injured list; activated Dickey Simpkins.
Dec. 4, 1996	Placed Luc Longley on the injured list; activated Robert Parish.
Dec. 18, 1996	Waived Thomas Hamilton.

1997

Jan. 14, 1997	Placed Ron Harper on the injured list; activated Luc Longley.
Jan. 23, 1997	Placed Dennis Rodman on suspended list; activated Ron Harper.
Feb. 11, 1997	Placed Randy Brown on the injured list; activated Dennis Rodman.
Feb. 24, 1997	Placed Bill Wennington on the injured list; activated Randy Brown.
Mar. 3, 1997	Placed Toni Kukoc on the injured list.
Mar. 4, 1997	Activated Bill Wennington.
Mar. 27, 1997	Placed Dennis Rodman on the injured list; activated Toni Kukoc.
Apr. 2, 1997	Signed Brian Williams; placed Bill Wennington on the injured list.
Apr. 12, 1997	Signed Matt Steigenga; placed Toni Kukoc on the injured list.
July 23, 1997	Re-signed Head Coach Phil Jackson.
Aug. 27, 1997	Re-signed Michael Jordan.
Sept. 3, 1997	Signed Joe Kleine.
Sept. 8, 1997	Re-signed Bill Wennington.
Sept. 22, 1997	Acquired Scott Burrell in a trade from Golden State for Dickey Simpkins.
Oct. 1, 1997	Signed Dante Calabria, Boris Gorenc, Rusty LaRue, Kornel David and Eric Gingold to one-year contracts.

1997 (CONT.)

Oct. 2, 1997	Signed Keith Booth.
Oct. 23, 1997	Re-signed Dennis Rodman.
Oct. 28, 1997	Waived Eric Gingold, Kornel David and Dante Calabria.
Oct. 30, 1997	Waived Boris Gorenc and Rusty LaRue.
Nov. 8, 1997	Placed Bill Wennington on the injured list; activated Keith Booth.
Nov. 14, 1997	Placed Steve Kerr on the injured list.
Nov. 15, 1997	Signed Rusty LaRue.
Nov. 21, 1997	Placed Keith Booth on the injured list; activated Bill Wennington.
Dec. 9, 1997	Placed Rusty LaRue on the injured list; activated Steve Kerr.

1998

Jan. 10, 1998	Placed Bill Wennington on the injured list; activated Scottie Pippen.
Jan. 16, 1998	Placed Steve Kerr on the injured list; activated Rusty LaRue.
Jan. 23, 1998	Placed Joe Kleine on the injured list; activated Bill Wennington.
Jan. 31, 1998	Placed Rusty LaRue on the injured list; activated Joe Kleine.
Feb. 19, 1998	Traded Jason Caffey to Golden State for David Vaughn and 1998 and 2000 second round picks.
Mar. 2, 1998	Signed Dickey Simpkins; waived David Vaughn.
Mar. 7, 1998	Placed Randy Brown on the injured list; activated Steve Kerr.
Mar. 17, 1998	Placed Luc Longley on the injured list; activated Randy Brown.
Mar. 28, 1998	Placed Joe Kleine on the injured list; activated Luc Longley.
Apr. 4, 1998	Placed Toni Kukoc on the injured list; activated Keith Booth.
Apr. 9, 1998	Placed Luc Longley on the injured list; activated Joe Kleine.
Apr. 15, 1998	Placed Keith Booth on the injured list; activated Toni Kukoc.
July 23, 1998	Hired Tim Floyd as Director of Basketball Operations.
Aug. 1, 1998	Hired Gar Forman as Scout.
Aug. 6, 1998	Hired Fred Tedeschi as Head Athletic Trainer.
Aug. 20, 1998	Re-signed Assistant Coach Frank Hamblen.
Aug. 26, 1998	Hired Jim Woodrige as Assistant Coach.
Aug. 27, 1998	Re-signed Assistant Coach Bill Cartwright.

1999

Jan. 13, 1999	Michael Jordan retired.
Jan. 15, 1999	Named Tim Floyd Head Coach.
Jan. 21, 1999	Renounced the rights to Jud Buechler, James Edwards, Michael Jordan, Joe Kleine, Dennis Rodman and John Salley; traded Steve Kerr to San Antonio for Chuck Person and a future first round draft pick; signed Corey Benjamin, Kornel David, Charles Jones, Rusty LaRue, Dickey Simpkins, Curtis Staples, Matt Steigenga, Bill Wennington and Robert Werdann.
Jan. 22, 1999	Traded Scottie Pippen to the Houston Rockets for Roy Rogers and a second round draft pick; traded a future second round draft pick to the Milwaukee Bucks for Andrew Lang; signed Cory Carr.
Jan. 23, 1999	Traded Luc Longley to Phoenix for Mark Bryant, Martin Muursepp, Bubba Wells and a future first round draft pick.
Jan. 25, 1999	Renounced the rights to Scott Burrell and signed Brent Barry.
Jan. 27, 1999	Signed Priest Lauderdale; waived Curtis Staples, Martin Muursepp and Bubba Wells.
Jan. 30, 1999	Signed Mario Bennett.
Feb. 1, 1999	Waived Roy Rogers and Robert Werdann.
Feb. 3, 1999	Waived Priest Lauderdale and Matt Steigenga.
Feb. 4, 1999	Signed Jeff Sanders; placed Charles Jones and Jeff Sanders on the injured list.
Feb. 16, 1999	Waived Mario Bennett; activated Charles Jones.
Feb. 19, 1999	Placed Corey Benjamin and Bill Wennington on the injured list.
Feb. 27, 1999	Placed Keith Booth and Cory Carr on the injured list; activated Corey Benjamin and Bill Wennington.
Mar. 2, 1999	Placed Charles Jones and Rusty LaRue on the injured list; activated Keith Booth and Cory Carr.
Mar. 18, 1999	Placed Corey Benjamin and Andrew Lang on the injured list; activated Charles Jones and Rusty LaRue.
Mar. 25, 1999	Placed Ron Harper on the injured list; activated Corey Benjamin.
Apr. 3, 1999	Placed Brent Barry on the injured list; activated Ron Harper.
Apr. 23, 1999	Placed Charles Jones on the injured list; activated Brent Barry.
May 3, 1999	Placed Randy Brown on the injured list; activated Charles Jones.
Jul. 9, 1999	Frank Hamblen resigned as Assistant Coach.
Jul. 15, 1999	Signed first-round draft pick Ron Artest.
Jul. 16, 1999	Tex Winter resigned as Assistant Coach.
Jul. 26, 1999	Signed No. 1 draft pick Elton Brand.
Aug. 8, 1999	Waived Charles Jones.
Aug. 10, 1999	Hired Bill Berry as Assistant Coach.
Aug. 12, 1999	Traded Brent Barry to Seattle for Hersey Hawkins and James Cotton.

1999 (CONT.)

Aug. 24, 1999	Signed second-round draft pick Michael Ruffin.
Aug. 25, 1999	Signed free agents Will Perdue, Cory Carr and Brett Robisch; signed second-round draft pick Lari Ketner.
Aug. 27, 1999	Hired Phil Johnson as Assistant Coach.
Aug. 30, 1999	Signed free agent B.J. Armstrong.
Sept. 14, 1999	Signed free agent Fred Hoiberg.
Sept. 16, 1999	Re-signed Dickey Simpkins.
Sept. 22, 1999	Waived Keith Booth.
Sept. 27, 1999	Hired Don Haskins as Consultant.
Sept. 29, 1999	Traded a 2000 second round draft pick to Dallas for Chris Anstey.
Oct. 4, 1999	Signed Maceo Baston and Doug Swenson.
Oct. 19, 1999	Waived James Coffin.
Oct. 20, 1999	Waived Maceo Baston and Brett Robisch.
Oct. 27, 1999	Waived Cory Carr.
Oct. 28, 1999	Signed Dedric Willoughby, waived Doug Swenson.
Nov. 1, 1999	Waived Rusty LaRue; placed B.J. Armstrong (left knee arthroscopic surgery), Corey Benjamin (right ankle sprain) and Lari Ketner (left wrist sprain) on the injured list.
Nov. 17, 1999	Activated Corey Benjamin and Lari Ketner; placed Fred Hoiberg (right quad tendon strain) and Dickey Simpkins (left Achilles tendonitis) on the injured list.
Nov. 27, 1999	Activated Dickey Simpkins; placed Lari Ketner (left knee patella tendonitis) on the injured list.
Dec. 8, 1999	Activated B.J. Armstrong; placed Toni Kukoc (back spasms) on the injured list.
Dec. 15, 1999	Activated Fred Hoiberg and placed Hersey Hawkins (left medial gastroc tear) on the injured list.
Dec. 17, 1999	Activated Lari Ketner and placed Randy Brown (left knee tendonitis) on the injured list.
Dec. 20, 1999	Signed Rusty LaRue and waived Lari Ketner.
Dec. 29, 1999	Signed Khalid Reeves and waived Rusty LaRue.

2000

Jan. 3, 2000	Activated Randy Brown and waived Kornel David; placed Fred Hoiberg (right quad tendon strain) on the injured list.
Jan. 4, 2000	Hired Pete Myers as Scout; waived Khalid Reeves and Dedric Willoughby.
Jan. 7, 2000	Signed Matt Maloney.
Jan. 10, 2000	Signed Chris Carr and Dedric Willoughby to 10-day contracts; placed B.J. Armstrong (left knee loose body) on the injured list.
Jan. 20, 2000	Signed Chris Carr to a second 10-day contract.
Jan. 21, 2000	Activated Hersey Hawkins.
Jan. 30, 2000	Signed Chris Carr for the remainder of the season.
Feb. 16, 2000	Traded Toni Kukoc to the Philadelphia 76ers as part of a three-way trade with the Golden State Warriors, received John Starks and the Washington Wizards' conditional No. 1 draft pick from Golden State and Bruce Bowen from the 76ers; placed Corey Benjamin (left ankle sprain) on the injured list.
Feb. 18, 2000	Waived Bruce Bowen.
Feb. 24, 2000	Activated Fred Hoiberg.
Mar. 5, 2000	Activated Corey Benjamin and placed Ron Artest (right ankle sprain) on the injured list.
Mar. 15, 2000	Activated Ron Artest and placed Michael Ruffin (right shoulder tendonitis) on the injured list.
Mar. 21, 2000	Waived John Starks.
Mar. 29, 2000	Activated Michael Ruffin and placed B.J. Armstrong (left knee tendonitis) on the injured list.
Apr. 8, 2000	Activated B.J. Armstrong and placed Randy Brown (lower back spasms) on the injured list.
Apr. 18, 2000	Activated Randy Brown and placed Ron Artest (sprained right ankle) on the injured list.
June 20, 2000	Waived Will Perdue.
Jul. 5, 2000	Hired B.J. Armstrong as Special Assistant to VP/Basketball Operations.
Aug. 2, 2000	Signed Ron Mercer.
Aug. 16, 2000	Signed Dragan Tarlac.
Sept. 7, 2000	Signed Brad Miller to an offer sheet; renounced the rights to Dickey Simpkins.
Sept. 19, 2000	Waived Hersey Hawkins.
Sept. 20, 2000	Renounced the rights to Chris Anstey, B.J. Armstrong and Matt Maloney.
Sept. 25, 2000	Signed Jamal Crawford.
Sept. 26, 2000	Signed Marcus Fizer.
Sept. 28, 2000	Acquired Bryce Drew from Houston for future considerations.
Oct. 2, 2000	Signed draft picks Khalid El-Amin and A.J. Guyton. Signed Toby Bailey, Lorenzo Coleman, Steve Goodrich, and Johnny Taylor.
Oct. 14, 2000	Waived Lorenzo Coleman.
Oct. 19, 2000	Signed draft pick Jake Voskuhl.
Oct. 20, 2000	Waived Johnny Taylor.
Oct. 24, 2000	Waived Toby Bailey.
Oct. 26, 2000	Signed draft pick Dalibor Bagaric.

2000 (CONT.)

Oct. 30, 2000	Waived Steve Goodrich; placed Corey Benjamin (right shoulder tendonitis), Dalibor Bagaric (right knee contusion) and Jake Voskuhl (left foot tendonitis) on the injured list.
Nov. 11, 2000	Placed Bryce Drew (left hamstring strain) and Brad Miller (right hand fracture) on the injured list; activated Corey Benjamin and Jake Voskuhl.
Nov. 21, 2000	Placed Jake Voskuhl (right hip flexor strain) on the injured list; activated Dalibor Bagaric.
Dec. 1, 2000	Placed A.J. Guyton (sprained right knee) on the injured list; activated Jake Voskuhl.
Dec. 15, 2000	Placed Jake Voskuhl (left foot tendonitis) on the injured list; activated Bryce Drew.
Dec. 19, 2000	Placed Dalibor Bagaric (right knee tendonitis) on the injured list; activated Brad Miller

2001

Feb. 18, 2001	Placed Michael Ruffin (broken right hand) on the injured list; activated Dalibor Bagaric.
Feb. 28, 2001	Placed Khalid El-Amin (left knee tendonitis) on the injured list; activated A.J. Guyton.
Mar. 2, 2001	Placed Dragan Tarlac (left ankle tendonitis) on the injured list; activated Michael Ruffin.
Mar. 16, 2001	Placed Michael Ruffin (broken left hand) on the injured list; activated Dragan Tarlac.
Mar. 20, 2001	Waived Khalid El-Amin.
Mar. 27, 2001	Signed Steve Goodrich; placed Bryce Drew (torn right plantar fascia) on the injured list.
Mar. 29, 2001	Placed Dragan Tarlac (right ankle sprain) on the injured list.
Apr. 13, 2001	Placed Jamal Crawford (hyperextended left knee) on the injured list; activated Dragan Tarlac.
June 14, 2001	Acquired Charlotte's 2001 second-round draft pick (45th overall) in exchange for the draft rights to Roberto Duenas.
June 27, 2001	Traded Elton Brand to the L.A. Clippers for Brian Skinner and the draft rights to Tyson Chandler.
July 13, 2001	Acquired Charles Oakley and the Raptors' 2002 second-round draft pick from Toronto in exchange for Brian Skinner.
July 17, 2001	Signed Eddie Robinson to an offer sheet. Renounced the rights to Corey Benjamin, Steve Goodrich and Dragan Tarlac.
July 20, 2001	Acquired Greg Anthony from Portland in exchange for the Raptors' 2002 second-round draft choice. Renounced the rights to Bryce Drew.
Sept. 24, 2001	Signed free agent Kevin Ollie.
Sept. 26, 2001	Signed second-round pick Trenton Hassell.
Oct. 1, 2001	Re-signed Fred Hoiberg. Signed first-round picks Eddy Curry and Tyson Chandler. Traded Sean Lampley to Miami for a future second-round draft pick.
Oct. 12, 2001	Picked up the option on Ron Artest's contract for the 2002-03 season.
Oct. 25, 2001	Waived Michael Ruffin.
Oct. 29, 2001	Traded Jake Voskuhl to Phoenix for Phoenix's second-round draft pick in 2003 and Soumaila Samake. Waived Soumaila Samake.
Oct. 31, 2001	Placed Ron Artest (broken right ring finger), Jamal Crawford (torn ACL, left knee) and Eddie Robinson (non-acute fracture, left big toe) on the injured list.
Nov. 10, 2001	Activated Eddie Robinson and placed A.J. Guyton (left ankle tendonitis) on the injured list.
Nov. 21, 2001	Activated A.J. Guyton and placed Eddie Robinson (left big toe sesamoiditis) on the injured list.
Dec. 20, 2001	Activated Ron Artest and placed A.J. Guyton (left hamstring strain) on the injured list.
Dec. 24, 2001	Head Coach Tim Floyd resigned. Bill Berry named Interim Head Coach.
Dec. 28, 2001	Named Bill Cartwright Head Coach and Pete Myers Assistant Coach.

2002

Jan. 3, 2002	Activated A.J. Guyton and placed Dalibor Bagaric (low back pain) on the injured list.
Jan. 15, 2002	Activated Eddie Robinson and placed A.J. Guyton (left elbow bursitis) on the injured list.
Jan. 26, 2002	Activated Dalibor Bagaric and A.J. Guyton from the injured list and placed Greg Anthony (partial tear, right Achilles) and Ron Mercer (sprained MCL, right knee) on the injured list.
Feb. 19, 2002	Acquired Jalen Rose, Travis Best, Norm Richardson and a conditional second-round draft pick from Indiana for Ron Artest, Ron Mercer, Brad Miller and Kevin Ollie.
Feb. 20, 2002	Activated Greg Anthony and placed Norm Richardson (left ankle sprain) on the injured list.
Mar. 1, 2002	Waived Greg Anthony.
Mar. 3, 2002	Activated Jamal Crawford.
Mar. 11, 2002	Bulls and Head Coach Bill Cartwright agreed to exercise the three-year option on Cartwright's contract.
Apr. 3, 2002	Activated Norm Richardson and placed A.J. Guyton (left shoulder bruise) on the injured list.
Apr. 13, 2002	Activated A.J. Guyton and placed Charles Oakley (left shoulder tendonitis) on the injured list.
July 8, 2002	Named Bob Thornton Assistant Coach.
July 10, 2002	Signed draft pick Jay Williams.
July 30, 2002	Signed free agent Corie Blount.
Aug. 13, 2002	Signed draft pick Roger Mason, Jr.
Aug. 16, 2002	Signed free agent Donyell Marshall.
Sept. 5, 2002	Named Mike Wilhelm Assistant Coach/Advance Scout.
Sept. 18, 2002	Signed free agents Rick Brunson and Doug Overton.
Sept. 30, 2002	Signed draft pick Lonny Baxter and free agent David Graves.
Oct. 21, 2002	Waived David Graves and Doug Overton.
Oct. 25, 2002	Acquired Erick Barkley and cash from the San Antonio Spurs in exchange for future considerations.
Oct. 25, 2002	Waived Erick Barkley.

ALL-TIME TRANSACTIONS / 2002-2004

2002 (CONT.)

Oct. 28, 2002	Placed Dalibor Bagaric (lower leg tenosynovitis), Rick Brunson (right knee tendonitis) and Roger Mason, Jr. (right shoulder surgery) on the injured list.
Nov. 8, 2002	Activated Dalibor Bagaric and placed Corie Blount (left knee tendonitis) on the injured list.
Nov. 19, 2002	Activated Corie Blount and placed Dalibor Bagaric (left knee tendonitis) on the injured list.
Dec. 16, 2002	Activated Dalibor Bagaric and placed Corie Blount (left hip contusion) on the injured list.
Dec. 28, 2002	Activated Corie Blount and placed Dalibor Bagaric (left knee tendonitis) on the injured list.

2003

Jan. 20, 2003	Activated Rick Brunson and placed Jay Williams (left ankle sprain) on the injured list.
Jan. 31, 2003	Activated Jay Williams and placed Lonny Baxter (left knee tendonitis) on the injured list.
Feb. 1, 2003	Activated Dalibor Bagaric and placed Marcus Fizer (right knee sprain) on the injured list.
Feb. 12, 2003	Activated Lonny Baxter and placed Dalibor Bagaric (right knee tendonitis) on the injured list.
Feb. 21, 2003	Activated Roger Mason, Jr. and placed Rick Brunson (right knee tendonitis) on the injured list.
Mar. 6, 2003	Activated Dalibor Bagaric and placed Eddie Robinson (right hamstring pull) on the injured list.
Mar. 18, 2003	Activated Rick Brunson and placed Fred Hoiberg (right Achilles tendonitis) on the injured list.
Mar. 22, 2003	Activated Eddie Robinson and placed Dalibor Bagaric (left ankle sprain) on the injured list.
Apr. 7, 2003	Bulls announced the resignation of Executive Vice President - Basketball Operations Jerry Krause.
Apr. 11, 2003	Activated Dalibor Bagaric and placed Tyson Chandler (Esophagitis) on the injured list.
Apr. 13, 2003	Activated Fred Hoiberg and placed Donyell Marshall (right shoulder strain) on the injured list.
Apr. 14, 2003	Bulls announced the hiring of John Paxson, Executive Vice President - Basketball Operations.
June 26, 2003	Conveyed to Toronto the draft rights to forward Matt Bonner (45th selection) in exchange for a future second-round pick.
July 15, 2003	Named Johnny Bach Assistant Coach; signed draft pick Kirk Hinrich.
July 16, 2003	Named Ron Adams Assistant Coach.
July 20, 2003	Signed free agent Scottie Pippen.
July 31, 2003	Re-signed free agent Corie Blount.
Aug. 20, 2003	Signed free agent Kendall Gill.
Sept. 4, 2003	Issued contract buyout of Dalibor Bagaric.
Oct. 20, 2003	Waived Josh Davis.
Oct. 23, 2003	Waived Trenton Hassell.
Oct. 27, 2003	Placed Kirk Hinrich (viral illness), Linton Johnson III (right ankle sprain) and Jay Williams (injuries to pelvis and left knee) on the injured list.
Nov. 7, 2003	Placed Marcus Fizer (inflamed right knee) and Roger Mason, Jr. (left groin strain) on the injured list and activated Kirk Hinrich and Linton Johnson III.
Nov. 18, 2003	Placed Linton Johnson III (right ankle sprain) on the injured list and activated Marcus Fizer.
Nov. 24, 2003	Relieved Bill Cartwright of his head coaching duties.
Nov. 28, 2003	Named Scott Skiles the 15th Head Coach in franchise history.
Dec. 1, 2003	Traded Lonny Baxter, Donyell Marshall and Jalen Rose to the Toronto Raptors in exchange for Antonio Davis, Chris Jefferies and Jerome Williams; placed Tyson Chandler (low back pain) on the injured list and activated Linton Johnson III.
Dec. 16, 2003	Acquired Rick Brunson from the Toronto Raptors in exchange for Roger Mason, Jr.
Dec. 16, 2003	Placed Scottie Pippen (left knee arthroscopy) on the injured list.

2004

Jan. 6, 2004	Waived guard Linton Johnson III.
Jan. 7, 2004	Signed free agent Ronald Dupree to a 10-day contract.
Jan. 13, 2004	Activated Scottie Pippen and placed Chris Jefferies (left ankle sprain) on the injured list.
Jan. 17, 2004	Signed Ronald Dupree to a second 10-day contract.
Jan. 25, 2004	Placed Kendall Gill (right Achilles strain) on the injured list and activated Chris Jefferies.
Jan. 27, 2004	Signed Ronald Dupree to a contract for the remainder of the season.
Jan. 31, 2004	Activated Tyson Chandler and placed Chris Jefferies (right ankle sprain) on the injured list.
Feb. 12, 2004	Placed Scottie Pippen (sore left knee) on the injured list and activated forward Chris Jeffries.
Feb. 17, 2004	Waived guard Jay Williams.
Feb. 26, 2004	Activated Kendall Gill and placed Chris Jeffries (low back pain) on the injured list.
Feb. 28, 2004	Placed Corie Blount on the injured list and signed Linton Johnson III to a 10-day contract.
Mar. 2, 2004	Waived Corie Blount.
Mar. 4, 2004	Signed free agent Paul Shirley to a 10-day contract and placed Marcus Fizer (left ankle sprain) on the injured list.
Mar. 9, 2004	Signed Linton Johnson III to a second 10-day contract.
Mar. 15, 2004	Waived Rick Brunson, signed Paul Shirley to his second 10-day contract and signed free agent Jannero Pargo to a 10-day contract.
Mar. 19, 2004	Signed Linton Johnson III to a contract for the remainder of the season.
Mar. 25, 2004	Signed Paul Shirley and Jannero Pargo for the remainder of the season; activated Marcus Fizer and placed Paul Shirley (bruised kidney) on the injured list.
Apr. 7, 2004	Activated Chris Jefferies and placed Kendall Gill (migraine headaches) on the injured list.
May 3, 2004	Bulls named Jay Hillock Director of Pro Personnel.
May 19, 2004	Jim Boylan hired as Assistant Coach.

2004 (CONT.)

June 24, 2004	Acquired the rights to Luol Deng, the No. 7 pick in the 2004 Draft, from Phoenix in exchange for a Bulls future conditional first round pick, the rights to the No. 31 pick in the second round of the 2004 Draft (Jackson Vroman), and an undisclosed amount of cash.
July 27, 2004	Signed draft pick Ben Gordon; signed draft pick Luol Deng.
Aug. 5, 2004	Re-signed Jamal Crawford and traded him and Jerome Williams to New York for Dikembe Mutombo, Othella Harrington, Frank Williams and Cezary Trybanski.
Aug. 11, 2004	Signed free agent Andrés Nocioni.
Aug. 20, 2004	Waived Paul Shirley.
Sept. 8, 2004	Traded Dikembe Mutombo to the Houston Rockets for Eric Piatkowski, Adrian Griffin and Mike Wilks.
Sept. 30, 2004	Signed undrafted free agent Jared Reiner.
Oct. 4, 2004	Waived Chris Jefferies; signed draft pick Chris Duhon.
Oct. 5, 2004	Signed free agent Gary Trent; Scottie Pippen retired.
Oct. 20, 2004	Waived Mike Wilks.
Oct. 28, 2004	Waived Gary Trent and Cezary Trybanski.
Nov. 1, 2004	Waived Eddie Robinson; placed Janner Pargo (left knee tendonitis), Tommy Smith (left ankle sprain) and Frank Williams (left hamstring strain) on the injured list.
Nov. 19, 2004	Placed Jared Reiner (left calf strain) on the injured list and activated Janner Pargo.
Dec. 1, 2004	Placed Janner Pargo (left hamstring strain) on the injured list and activated Frank Williams.

2005

Jan. 5, 2005	Waived Tommy Smith.
Jan. 14, 2005	Placed Frank Williams (left hamstring strain) on the injured list and activated Janner Pargo.
Feb. 5, 2005	Placed Antonio Davis (mid-back strain) on the injured list and activated Jared Reiner.
Feb. 16, 2005	Placed Jared Reiner (left quadriceps strain) on the injured list and activated Antonio Davis.
Mar. 4, 2005	Placed Luol Deng (right ankle sprain) on the injured list and activated Frank Williams.
Mar. 16, 2005	Placed Frank Williams (left groin strain) on the injured list and activated Jared Reiner.
Mar. 21, 2005	Placed Jared Reiner (left hip flexor strain) on the injured list and activated Luol Deng.
Apr. 5, 2005	Placed Luol Deng (right wrist ligament tear) on the injured list and activated Jared Reiner.
Apr. 18, 2005	Signed free agent Lawrence Funderburke and placed Eddy Curry (irregular heartbeat) on the injured list.
Apr. 20, 2005	Placed Tyson Chandler (sprained left ankle) on the injured list and activated Frank Williams.
June 16, 2005	Bulls agree to contract extension with Head Coach Scott Skiles.
Aug. 9, 2005	Bulls sign undrafted free agent Eddie Basden.
Aug. 15, 2005	Matched contract offer from Toronto (Aug. 9) for restricted free agent Chris Duhon.
Aug. 24, 2005	Re-signed restricted free agent Othella Harrington.
Sept. 2, 2005	Signed free agent Malik Allen.
Sept. 21, 2005	Re-signed restricted free agent Tyson Chandler.
Sept. 23, 2005	Signed free agent Darius Songaila.
Oct. 3, 2005	Re-signed free agent Janner Pargo.
Oct. 4, 2005	Conveyed to the New York Knicks the contract of Antonio Davis and the signed-and-traded contract of Eddy Curry. In exchange, New York conveyed to Chicago the contracts of Tim Thomas and Michael Sweetney, the signed-and-traded contract of Jermaine Jackson, New York's conditional 2006 first-round pick and New York's regular second-round draft choice in 2007 and 2009.
Oct. 18, 2005	Waived Jermaine Jackson.
Oct. 24, 2005	Exercised the fourth-year option on Kirk Hinrich.
Oct. 27, 2005	Waived Randy Holcomb.
Nov. 2, 2005	Waived Kasib Powell.

2006

Jan. 5, 2006	Signed Randy Holcomb to a 10-day contract.
Jan. 17, 2006	Signed Stephen Graham to a 10-day contract.
Jan. 20, 2006	Assigned Eddie Basden to the D-League's Tulsa 66ers.
Jan. 27, 2006	Signed James Thomas to a 10-day contract.
Feb. 6, 2006	Signed James Thomas to a second 10-day contract.
Mar. 1, 2006	Waived Tim Thomas.
Mar. 5, 2006	Signed Luke Schenscher to a 10-day contract.
Mar. 15, 2006	Signed Luke Schenscher to a second 10-day contract.
Mar. 22, 2006	Signed Randy Livingston to a 10-day contract.
Mar. 25, 2006	Signed Luke Schenscher for remainder of the season.
Apr. 1, 2006	Signed Randy Livingston to second 10-day contract.
Apr. 11, 2006	Signed Randy Livingston for remainder of the season.
June 28, 2006	Acquired the draft rights to No. 4 pick Tyrus Thomas and Viktor Khryapa from Portland in exchange for the draft rights to No. 2 pick LaMarcus Aldridge (Texas) and a future second-round pick.
June 28, 2006	Acquired the draft rights to No. 13 pick Thabo Sefolosha (Switzerland) from Philadelphia for the draft rights to No. 16 pick Rodney Carney (Memphis), New York's 2007 second-round pick and cash.

ALL-TIME TRANSACTIONS / 2006-2008

2006 (CONT.)

July 5, 2006	Named Jim Paxson Consultant.
July 7, 2006	Waived Othella Harrington.
July 13, 2006	Signed free agent Ben Wallace.
July 14, 2006	Acquired P.J. Brown and J.R. Smith from New Orleans/Oklahoma City in exchange for Tyson Chandler.
July 20, 2006	Traded J.R. Smith to Denver in exchange for Howard Eisley and two future second-round draft picks.
July 21, 2006	Requested waivers on Howard Eisley.
July 31, 2006	Signed free agent Adrian Griffin.
Aug. 1, 2006	Signed draft picks Thabo Sefolosha and Tyrus Thomas.
Aug. 18, 2006	Acquired Martynas Andriuskevicius from Cleveland in exchange for Eddie Basden.
Aug. 23, 2006	Named Michael Irvin Assistant Strength Coach, Casey Owens Video Coordinator and Adam Tatalovich as Assistant Video Coordinator.
Oct. 6, 2006	Waived Eric Chenoweth.
Oct. 10, 2006	Waived Scott Merritt.
Oct. 12, 2006	Waived Jeff Varem.
Oct. 24, 2006	Picked up fourth-year option on Luol Deng, Ben Gordon and Viktor Khryapa.
Oct. 30, 2006	Waived Luke Schenscher.
Oct. 31, 2006	Signed Kirk Hinrich to a multi-year contract extension.
Dec. 11, 2006	Assigned Martynas Andriuskevicius to the D-League's Dakota Wizards.

2007

July 18, 2007	Re-signed free agent Andrés Nocioni.
July 18, 2007	Signed free agent Joe Smith.
July 27, 2007	Signed draft picks Joakim Noah and Aaron Gray.
Aug. 2, 2007	Signed draft pick JamesOn Curry.
Sept. 6, 2007	Matt Lloyd promoted to Director of College Scouting.
Oct. 2, 2007	Signed free agents Andre Barrett, Joseph Blair, Justin Cage, Thomas Gardner and Jared Homan.
Oct. 8, 2007	Waived Justin Cage.
Oct. 10, 2007	Waived Joseph Blair.
Oct. 19, 2007	Exercised third-year options on Thabo Sefolosha and Tyrus Thomas.
Oct. 22, 2007	Waived Andre Barrett and Jared Homan.
Nov. 15, 2007	Assigned JamesOn Curry to the Iowa Energy of the D-League.
Dec. 7, 2007	Waived Thomas Gardner and picked up Demetris Nichols on waivers.
Dec. 17, 2007	Recalled JamesOn Curry from the D-League.
Dec. 18, 2007	Assigned Demetris Nichols to the D-League.
Dec. 24, 2007	Relieved Scott Skiles of head coaching duties.
Dec. 27, 2007	Named Jim Boylan Interim Head Coach.
Jan. 7, 2008	Recalled Demetris Nichols from the D-League; assigned JamesOn Curry to the Iowa Energy of the D-League.

2008

Jan. 24, 2008	Recalled JamesOn Curry from the D-League.
Jan. 29, 2008	Named Michael Brown Assistant Coach.
Feb. 6, 2008	Waived Viktor Khryapa.
Feb. 21, 2008	Acquired Drew Gooden, Larry Hughes, Shannon Brown and Cedric Simmons from Cleveland in exchange for Ben Wallace, Joe Smith and Chicago's 2009 regular second round draft pick; also traded Adrian Griffin to Seattle.
Feb. 29, 2008	Assigned Demetris Nichols to the Iowa Energy of the D-League.
Mar. 15, 2008	Recalled Demetris Nichols from the D-League and assigned Shannon Brown and Cedric Simmons to the Iowa Energy.
Apr. 1, 2008	Recalled Shannon Brown and Cedric Simmons from the Iowa Energy of the D-League.
June 11, 2008	Named Vinny Del Negro Head Coach.
June 26, 2008	Acquired Omer Asik from Portland in exchange for Denver's 2009 regular second-round pick, New York's 2009 regular second-round pick, and Chicago's 2010 regular second-round pick.
July 2, 2008	Signed draft pick Derrick Rose.
July 3, 2008	Named Del Harris, Bernie Bickerstaff and Bob Ociepka assistant coaches.
July 24, 2008	Re-signed free agent Demetris Nichols.
July 31, 2008	Re-signed free agent Luol Deng.
	Waived JamesOn Curry.
Sept. 30, 2008	Signed free agents Elton Brown, Roger Powell, Michael Ruffin and Darius Washington.
Oct. 1, 2008	Re-signed Ben Gordon.
Oct. 20, 2008	Waived Elton Brown and Darius Washington.
Oct. 23, 2008	Waived Roger Powell and Michael Ruffin.
Oct. 24, 2008	Exercised fourth-year options on Thabo Sefolosha and Tyrus Thomas, and third-year option on Joakim Noah.
Oct. 27, 2008	Re-signed Michael Ruffin.
Nov. 13, 2008	Signed Lindsey Hunter.
Nov. 17, 2008	Waived Demetris Nichols.

2009

Feb. 18, 2009	Acquired Brad Miller and John Salmons from Sacramento in exchange for Andrés Nocioni, Drew Gooden, Cedric Simmons and Michael Ruffin.
Feb. 19, 2009	Received Tim Thomas, Jerome James and Anthony Roberson from the New York Knicks for Larry Hughes.
	Traded Thabo Sefolosha to Oklahoma City in exchange for a 2009 first-round draft pick.
Mar. 10, 2009	Signed Linton Johnson III to a 10-day contract.
Mar. 20, 2009	Re-signed Linton Johnson III to a second 10-day contract.
Apr. 7, 2009	Signed Linton Johnson III for the remainder of the season.
Apr. 9, 2009	Signed DeMarcus Nelson for the remainder of the season.
May 21, 2009	Gar Forman named General Manager.
July 1, 2009	Randy Brown named Director of Player Development.
July 9, 2009	Signed draft picks James Johnson and Taj Gibson.
July 13, 2009	Signed Jannero Pargo.
July 14, 2009	Reached settlement, and subsequently waived Tim Thomas.
July 15, 2009	Re-signed Lindsey Hunter.
July 20, 2009	Waived Anthony Roberson.
July 30, 2009	Waived Linton Johnson III and DeMarcus Nelson
Sept. 22, 2009	Re-signed Aaron Gray
Sept. 26, 2009	Signed Derrick Byars, Steven Hill, Chris Richard and Curtis Stinson.
Oct. 1, 2009	Waived Steven Hill.
Oct. 2, 2009	Waived Curtis Stinson.
Oct. 22, 2009	Waived Chris Richard.
Oct. 26, 2009	Exercised third-year option on Derrick Rose and fourth-year option on Joakim Noah.
Oct. 28, 2009	Waived Derrick Byars.

2010

Jan. 25, 2010	Traded Aaron Gray to New Orleans for Devin Brown.
Feb. 5, 2010	Signed Chris Richard to a 10-day contract.
Feb. 15, 2010	Re-signed Chris Richard to a second 10-day contract.
Feb. 18, 2010	Traded John Salmons and Bulls' second round picks in 2011 and 2012 to Milwaukee for Hakim Warrick and Joe Alexander.
	Traded Tyrus Thomas to Charlotte for Ronald "Flip" Murray, Acie Law and a future first round draft pick.
	Released Chris Richard.
Mar. 3, 2010	Waived Lindsey Hunter. Signed Chris Richard.
Mar. 5, 2010	Named Lindsey Hunter Player Development Assistant.
Apr. 9, 2010	Waived Jerome James. Signed Rob Kurz for the remainder of the season.
May 4, 2010	Relieved Vinny Del Negro of his head coaching duties.
June 23, 2010	Named Tom Thibodeau Head Coach.
June 30, 2010	Waived Rob Kurz and Chris Richard.
July 8, 2010	Traded Kirk Hinrich, the draft rights to No. 17 pick Kevin Seraphin and cash considerations to Washington, in exchange for the draft rights to Vladimir Veremeenko (Belarus). Signed Carlos Boozer.
July 9, 2010	Signed and traded the contract of Hakim Warrick to Phoenix in exchange for Phoenix's regular 2011 second-round draft choice.
July 13, 2010	Signed Kyle Korver. Signed Omer Asik.
July 15, 2010	Named Scottie Pippen Team Ambassador.
July 19, 2010	Signed Ronnie Brewer.
July 22, 2010	Acquired C.J. Watson from the Golden State Warriors for a future second-round draft pick.
July 26, 2010	Signed Kurt Thomas.
Aug. 11, 2010	Signed Keith Bogans.
Sept. 9, 2010	Named Ron Adams, Andy Greer, Rick Brunson and Adrian Griffin as Assistant Coaches.
Sept. 13, 2010	Named Michael Reinsdorf President and Chief Operating Officer.
	Named Ed Pinckney Assistant Coach.
Oct. 4, 2010	Signed Joakim Noah to a multi-year contract extension.
Oct. 6, 2010	Waived Chris Richard.
Oct. 21, 2010	Waived John Lucas III, Roger Powell and Kyle Weaver.
Oct. 25, 2010	Exercised third-year options on Taj Gibson and James Johnson, and the fourth-year option on Derrick Rose.
Nov. 26, 2010	Signed John Lucas III.

2011

Jan. 4, 2011	Waived John Lucas III.
Jan. 27, 2011	Assigned James Johnson to the D-League.
Feb. 14, 2011	Recalled James Johnson from the D-League.
Feb. 22, 2011	Assigned the contract of forward James Johnson to the Toronto Raptors in exchange for Miami's 2011 regular first-round draft choice held by Toronto.
March 3, 2011	Signed Rasual Butler.

2011 (CONT.)

March 20, 2011	Signed John Lucas III and Jannerro Pargo.
June 24, 2011	Acquired the draft rights to No. 23 pick Nikola Mirotic (Montenegro) from Minnesota in exchange for the draft rights to the No. 28 pick Norris Cole and the No. 43 pick Malcolm Lee, as well as cash considerations.
June 29, 2011	Exercised the fourth-year option on Taj Gibson.
Dec. 9, 2011	Signed draft pick Jimmy Butler.
Dec. 12, 2011	Re-signed Brian Scalabrine.
Dec. 14, 2011	Signed Richard Hamilton.
Dec. 16, 2011	Waived Keith Bogans and Jannerro Pargo.
Dec. 21, 2011	Signed Derrick Rose to a multi-year contract extension.

2012

Jan. 11, 2012	Signed Mike James.
Jan. 28, 2012	Waived Mike James.
Feb. 14, 2012	Signed Mike James.
March 14, 2012	Signed Mike James.
April 5, 2012	Signed Mike James.
July 16, 2012	Traded Kyle Korver to Atlanta in exchange for a trade exception and cash considerations.
July 19, 2012	Signed Vladimir Radmanovic.
July 23, 2012	Signed Kirk Hinrich.
July 24, 2012	Signed Marco Belinelli.
July 27, 2012	Signed Nazr Mohammed.
July 31, 2012	Signed Nate Robinson.
Aug. 8, 2012	Signed draft pick Marquis Teague.
Oct. 1, 2012	Signed Head Coach Tom Thibodeau to a contract extension.
Oct. 1, 2012	Signed Ryan Allen, Vance Cooksey, Andre Emmett, Kyrylo Fesenko and Marko Jaric.
Oct. 4, 2012	Waived Vance Cooksey.
Oct. 15, 2012	Waived Andre Emmett.
Oct. 18, 2012	Waived Kyrylo Fesenko.
Oct. 24, 2012	Waived Ryan Allen and Marko Jaric.
Oct. 30, 2012	Exercised the third-year option on Jimmy Butler.
Oct. 31, 2012	Signed Taj Gibson to a multi-year extension.

2013

Jan. 6, 2013	Signed free agent Daequan Cook.
March 2, 2013	Signed free agent Lou Amundson to a 10-day contract.
March 19, 2013	Signed free agent Malcolm Thomas to a 10-day contract.
March 29, 2013	Signed Malcolm Thomas to a second 10-day contract.
April 8, 2013	Signed Malcolm Thomas for the remainder of the season.
July 10, 2013	Signed Mike Dunleavy.
July 10, 2013	Signed draft picks Tony Snell and Erik Murphy.
July 10, 2013	Waived Richard Hamilton.
July 11, 2013	Re-signed Nazr Mohammed.
July 23, 2013	Waived Malcolm Thomas.
Sept. 27, 2013	Signed free agents Patrick Christopher, Mike James, Dahntay Jones, Kalin Lucas, Dexter Pittman, and D.J. White.
Oct. 2, 2013	Waived Kalin Lucas and Patrick Christopher.
Oct. 8, 2013	Waived Dahntay Jones.
Oct. 26, 2013	Waived D.J. White and Dexter Pittman.
Oct. 30, 2013	Exercised the fourth-year option on Jimmy Butler and the third-year option on Marquis Teague.
Dec. 13, 2013	Signed free agent D.J. Augustin.
Dec. 16, 2013	Waived guard Mike James.
Dec. 26, 2013	Assigned guard Marquis Teague to the Iowa Energy of the NBA Development League.

2014

Jan. 7, 2014	Traded Luol Deng to the Cleveland Cavaliers in exchange for multiple draft picks and Andrew Bynum.
Jan. 7, 2014	Waived Andrew Bynum.
Jan. 10, 2014	Signed Cartier Martin to a 10-day contract.
Jan. 15, 2014	Recalled guard Marquis Teague from the Iowa Energy of the NBA Development League.
Jan. 20, 2014	Signed Cartier Martin to a second 10-day contract.
Jan. 21, 2014	Traded Marquis Teague to the Brooklyn Nets in exchange for Tornike Shengelia.
Jan. 22, 2014	Signed Mike James to a 10-day contract.
Feb. 18, 2014	Signed Jarvis Varnado to a 10-day contract.

2014 (CONT.)

March 2, 2014	Signed Jimmer Fredette.
April 3, 2014	Waived Erik Murphy.
April 7, 2014	Signed Ronnie Brewer.
April 10, 2014	Signed Mike James and Lou Amundson.
April 14, 2014	Waived Tornike Shengelia.
April 14, 2014	Signed Greg Smith.
June 26, 2014	Acquired the draft rights to the No. 11 pick, Doug McDermott, and forward Anthony Randolph from the Denver Nuggets in exchange for the draft rights to the No. 16 pick, Jusuf Nurkic, and the No. 19 selection, Gary Harris.
July 14, 2014	Traded forward Greg Smith to the Dallas Mavericks for the rights to Tadija Dragicovic.
July 14, 2014	Traded forward Anthony Randolph, cash considerations and two future second-round picks to the Orlando Magic for the rights to Milovan Rakovic.
July 15, 2014	Waived Lou Amundson, Ronnie Brewer and Mike James.
July 15, 2014	Amnestied Carlos Boozer.
July 18, 2014	Signed Pau Gasol.
July 18, 2014	Signed Nikola Mirotic.
July 21, 2014	Re-signed Kirk Hinrich.
July 21, 2014	Signed Cameron Bairstow.
July 22, 2014	Signed Doug McDermott.
July 22, 2014	Signed Aaron Brooks.
Sept. 18, 2014	Signed E'Twaun Moore.
Sept. 22, 2014	Re-signed Nazr Mohammed.
Sept. 26, 2014	Signed Kim English, Ben Hansbrough and Solomon Jones.
Oct. 18, 2014	Waived Solomon Jones, Ben Hansbrough and Kim English.
Oct. 27, 2014	Exercised the third-year option for Tony Snell.

2015

May 28, 2015	Relieved Tom Thibodeau of his head coaching duties.
June 2, 2015	Named Fred Hoiberg Head Coach.
June 17, 2015	Named Jim Boylen Associate Head Coach.
June 25, 2015	Named Pete Myers Assistant Coach.
June 29, 2015	Kirk Hinrich exercised his player option for the 2015-16 season.
July 7, 2015	Named Randy Brown and Charlie Henry Assistant Coaches.
July 7, 2015	Signed Bobby Portis.
July 9, 2015	Signed Jimmy Butler to a multi-year contract extension.
July 12, 2015	Signed Cristiano Felicio.
July 14, 2015	Re-signed Mike Dunleavy.
July 14, 2015	Re-signed Aaron Brooks.
Sept. 28, 2015	Signed Jake Anderson, Jordan Crawford and Marcus Simmons.
Oct. 1, 2015	Signed Stefhon Hannah.
Oct. 13, 2015	Waived Jake Anderson and Stefhon Hannah.
Oct. 22, 2015	Waived Jordan Crawford and Marcus Simmons.
Oct. 30, 2015	Exercised the fourth-year option for Tony Snell and the third-year option for Doug McDermott.
Nov. 22, 2015	Assigned Cameron Bairstow to the Austin Spurs of the D-League.
Dec. 7, 2015	Recalled Cameron Bairstow from the Austin Spurs of the D-League.
Dec. 31, 2015	Assigned Cristiano Felicio to the Canton Charge of the D-League.

2016

Jan. 13, 2016	Recalled Cristiano Felicio from the Canton Charge of the NBA G League.
Jan. 15, 2016	Assigned Cristiano Felicio to the Canton Charge of the NBA G League.
Jan. 16, 2016	Recalled Cristiano Felicio from the Canton Charge of the NBA G League.
Feb. 1, 2016	Assigned Mike Dunleavy to the Santa Cruz Warriors of the NBA G League.
Feb. 3, 2016	Recalled Mike Dunleavy from the Santa Cruz Warriors of the NBA G League.
Feb. 18, 2016	Acquired Justin Holiday from the Atlanta Hawks and a 2018 second-round pick from the Utah Jazz and sent Kirk Hinrich to Atlanta.
April 16, 2016	Horace Grant named Special Advisor to President and Chief Operating Officer Michael Reinsdorf.
June 17, 2016	Acquired Spencer Dinwiddie from the Detroit Pistons in exchange for Cameron Bairstow.
June 22, 2016	Acquired Robin Lopez, Jose Calderon and Jerian Grant from the New York Knicks in exchange for Derrick Rose, Justin Holiday and Chicago's second-round selection in the 2017 NBA Draft.
July 7, 2016	Signed Rajon Rondo.
July 7, 2016	Traded Jose Calderon along with Denver's 2018 second round pick and Chicago's own 2019 second round pick to the L.A. Lakers for the draft rights to Ater Majok. Waived Spencer Dinwiddie.
July 7, 2016	Traded Mike Dunleavy and the draft rights to Vladimir Veremeenko (Washington's 49th-overall selection in 2006) to the Cleveland Cavaliers for draft rights to Albert Miralles (Toronto's 39th-overall selection in 2004).

2016 (CONT.)

July 15, 2016	Signed Paul Zipser.
July 15, 2016	Signed Dwyane Wade.
July 16, 2016	Signed Denzel Valentine.
July 20, 2016	Signed Isaiah Canaan.
July 28, 2016	Signed Spencer Dinwiddie.
Sept. 26, 2016	Signed D'Vauntes Smith-Rivera, Thomas Walkup, Vince Hunter and J.J. Avila as free agents.
Oct. 4, 2016	Waived Vince Hunter.
Oct. 17, 2016	Traded Tony Snell to Milwaukee in exchange for Michael Carter-Williams.
Oct. 21, 2016	Waived J.J. Avila, Spencer Dinwiddie, D'Vauntes Smith-Rivera and Thomas Walkup.
Oct. 27, 2016	Signed R.J. Hunter.
Oct. 28, 2016	Exercised fourth-year option on Doug McDermott, and third-year options on Jerian Grant and Bobby Portis.
Nov. 8, 2016	Assigned R.J. Hunter to the Windy City Bulls of the NBA G League.
Nov. 14, 2016	Recalled R.J. Hunter from the Windy City Bulls of the NBA G League.
Nov. 26, 2016	Assigned Cristiano Felicio to the Windy City Bulls of the NBA G League.
	Assigned Jerian Grant to the Windy City Bulls of the NBA G League.
	Assigned R.J. Hunter to the Windy City Bulls of the NBA G League.
Nov. 27, 2016	Recalled Cristiano Felicio from the Windy City Bulls of the NBA G League.
	Recalled Jerian Grant from the Windy City Bulls of the NBA G League.
	Recalled R.J. Hunter from the Windy City Bulls of the NBA G League.
Dec. 5, 2016	Assigned Doug McDermott to the Windy City Bulls of the NBA G League.
Dec. 7, 2016	Assigned R.J. Hunter to the Windy City Bulls of the NBA G League.
	Assigned Paul Zipser to the Windy City Bulls of the NBA G League.
Dec. 7, 2016	Recalled R.J. Hunter from the Windy City Bulls of the NBA G League.
	Recalled Doug McDermott from the Windy City Bulls of the NBA G League.
	Recalled Paul Zipser from the Windy City Bulls of the NBA G League.
Dec. 9, 2016	Assigned Jerian Grant to the Windy City Bulls of the NBA G League.
	Assigned R.J. Hunter to the Windy City Bulls of the NBA G League.
	Assigned Paul Zipser to the Windy City Bulls of the NBA G League.
Dec. 10, 2016	Recalled Jerian Grant from the Windy City Bulls of the NBA G League.
	Recalled Paul Zipser from the Windy City Bulls of the NBA G League.
Dec. 11, 2016	Recalled R.J. Hunter from the Windy City Bulls of the NBA G League.
Dec. 17, 2016	Assigned Paul Zipser to the Windy City Bulls of the NBA G League.
Dec. 19, 2016	Recalled Paul Zipser from the Windy City Bulls of the NBA G League.
Dec. 29, 2016	Waived R.J. Hunter.

2017

Jan. 6, 2017	Assigned Paul Zipser to the Windy City Bulls of the NBA G League.
Jan. 8, 2017	Recalled Paul Zipser from the Windy City Bulls of the NBA G League.
Jan. 28, 2017	Assigned Denzel Valentine to the Windy City Bulls of the NBA G League.
Jan. 29, 2017	Recalled Denzel Valentine from the Windy City Bulls of the NBA G League.
Jan. 30, 2017	Assigned Denzel Valentine to the Windy City Bulls of the NBA G League.
Feb. 4, 2017	Recalled Denzel Valentine from the Windy City Bulls of the NBA G League.
Feb. 23, 2017	Traded Taj Gibson, Doug McDermott and a 2018 second-round pick to Oklahoma City for Cameron Payne, Anthony Morrow and Joffrey Lauvergne.
March 20, 2017	Assigned Cameron Payne to the Windy City Bulls of the NBA G League.
March 22, 2017	Recalled Cameron Payne from the Windy City Bulls of the NBA G League.
March 23, 2017	Assigned Cameron Payne to the Windy City Bulls of the NBA G League.
March 24, 2017	Recalled Cameron Payne from the Windy City Bulls of the NBA G League.
March 28, 2017	Assigned Cameron Payne to the Windy City Bulls of the NBA G League.
March 29, 2017	Recalled Cameron Payne from the Windy City Bulls of the NBA G League.
June 22, 2017	Traded Jimmy Butler and the No. 16 pick in the 2017 NBA Draft (Justin Patton) to the Minnesota Timberwolves in exchange for Kris Dunn, Zach LaVine and the No. 7 pick in the 2017 NBA Draft (Lauri Markkanen).
July 5, 2017	Signed Lauri Markkanen.
July 6, 2017	Re-signed Cristiano Felicio.
July 10, 2017	Signed Justin Holiday.
July 14, 2017	Signed Antonio Blakeney to a two-way contract.
	Claimed David Nwaba off waivers from the L.A. Lakers.
Aug. 1, 2017	Signed Ryan Arcidiacono to a two-way contract.
Sept. 1, 2017	Acquired Quincy Pondexter, a 2018 second-round pick and cash considerations from the New Orleans Pelicans in exchange for the draft rights to Ater Majok and cash considerations.
Sept. 19, 2017	Named Doug Collins Senior Advisor to Basketball Operations.

2017 (CONT.)

Sept. 25, 2017	Signed Jarrell Eddie and Jaylen Johnson. Re-signed Nikola Mirotić. Waived Dwyane Wade.
Sept. 28, 2017	Signed Bronson Koenig.
Oct. 13, 2017	Waived Jaylen Johnson and Bronson Koenig.
Oct. 16, 2017	Waived Jarrell Eddie and Diamond Stone. Claimed Kay Felder off waivers.
Nov. 30, 2017	Assigned Zach LaVine and Nikola Mirotić to the Windy City Bulls of the NBA G League.
Dec. 1, 2017	Assigned Kay Felder to the Windy City Bulls of the NBA G League. Recalled Zach LaVine and Nikola Mirotić from the Windy City Bulls of the NBA G League. Recalled Kay Felder from the Windy City Bulls of the NBA G League.
Dec. 5, 2017	Assigned Kay Felder to the Windy City Bulls of the NBA G League.
Dec. 9, 2017	Assigned Zach LaVine to the Windy City Bulls of the NBA G League. Recalled Zach LaVine from the Windy City Bulls of the NBA G League. Recalled Kay Felder from the Windy City Bulls of the NBA G League.
Dec. 16, 2017	Assigned Kay Felder to the Windy City Bulls of the NBA G League. Assigned Cristiano Felicio to the Windy City Bulls of the NBA G League.
Dec. 17, 2017	Recalled Kay Felder from the Windy City Bulls of the NBA G League. Recalled Cristiano Felicio from the Windy City Bulls of the NBA G League.
Dec. 19, 2017	Waived Kay Felder.
Dec. 28, 2017	Assigned Cristiano Felicio to the Windy City Bulls of the NBA G League.
Dec. 29, 2017	Recalled Cristiano Felicio from the Windy City Bulls of the NBA G League.
Dec. 31, 2017	Assigned Zach LaVine to the Windy City Bulls of the NBA G League. Recalled Zach LaVine from the Windy City Bulls of the NBA G League.

2018

Jan. 1, 2018	Assigned Zach LaVine to the Windy City Bulls of the NBA G League. Recalled Zach LaVine from the Windy City Bulls of the NBA G League.
Jan. 2, 2018	Assigned Zach LaVine to the Windy City Bulls of the NBA G League. Assigned Cristiano Felicio to the Windy City Bulls of the NBA G League. Recalled Zach LaVine from the Windy City Bulls of the NBA G League. Recalled Cristiano Felicio from the Windy City Bulls of the NBA G League.
Jan. 3, 2018	Assigned Zach LaVine to the Windy City Bulls of the NBA G League. Assigned Cristiano Felicio to the Windy City Bulls of the NBA G League. Recalled Zach LaVine from the Windy City Bulls of the NBA G League. Recalled Cristiano Felicio from the Windy City Bulls of the NBA G League.
Jan. 5, 2018	Assigned Cristiano Felicio to the Windy City Bulls of the NBA G League.
Jan. 7, 2018	Recalled Cristiano Felicio from the Windy City Bulls of the NBA G League.
Jan. 19, 2018	Assigned Cristiano Felicio to the Windy City Bulls of the NBA G League. Assigned Paul Zipser to the Windy City Bulls of the NBA G League.
Jan. 21, 2018	Recalled Cristiano Felicio from the Windy City Bulls of the NBA G League. Recalled Paul Zipser from the Windy City Bulls of the NBA G League.
Feb. 1, 2018	Traded Nikola Mirotić and a 2018 second-round pick to the New Orleans Pelicans in exchange for Omer Asik, Jameer Nelson, Tony Allen and a protected 2018 first-round pick. Waived Quincy Pondexter.
Feb. 5, 2018	Assigned Cameron Payne to the Windy City Bulls of the NBA G League.
Feb. 6, 2018	Assigned Lauri Markkanen to the Windy City Bulls of the NBA G League. Assigned Kris Dunn to the Windy City Bulls of the NBA G League. Recalled Lauri Markkanen from the Windy City Bulls of the NBA G League. Recalled Kris Dunn from the Windy City Bulls of the NBA G League.
Feb. 7, 2018	Assigned Cristiano Felicio to the Windy City Bulls of the NBA G League.
Feb. 8, 2018	Recalled Cristiano Felicio from the Windy City Bulls of the NBA G League. Traded Jameer Nelson to the Detroit Pistons for Willie Reed and the right to swap picks in the 2022 NBA Draft. Waived Willie Reed.
Feb. 9, 2018	Acquired Noah Vonleh and cash considerations from the Portland Trail Blazers for the draft rights to Milovan Rakovic. Waived Tony Allen.

2018 (CONT.)

Feb. 12, 2018	Assigned Kris Dunn to the Windy City Bulls of the NBA G League. Assigned Cristiano Felicio to the Windy City Bulls of the NBA G League. Assigned Noah Vonleh to the Windy City Bulls of the NBA G League. Recalled Kris Dunn from the Windy City Bulls of the NBA G League. Recalled Cristiano Felicio from the Windy City Bulls of the NBA G League. Recalled Noah Vonleh from the Windy City Bulls of the NBA G League.
Feb. 13, 2018	Assigned Cristiano Felicio to the Windy City Bulls of the NBA G League. Recalled Cameron Payne from the Windy City Bulls of the NBA G League. Recalled Cristiano Felicio from the Windy City Bulls of the NBA G League.
March 1, 2018	Signed Jarell Eddie to a 10-day contract.
March 2, 2018	Assigned Jarell Eddie to the Windy City Bulls of the NBA G League.
March 4, 2018	Recalled Jarell Eddie from the Windy City Bulls of the NBA G League.
March 24, 2018	Signed Jaylen Johnson.
March 25, 2018	Waived Jaylen Johnson. Signed C.J. Fair.
March 26, 2018	Waived C.J. Fair. Signed Sean Kilpatrick.
July 3, 2018	Signed Wendell Carter Jr. Signed Chandler Hutchison.
July 7, 2018	Traded Jerian Grant to the Orlando Magic as part of a three-team deal that also included the Bulls acquiring guard Julian Stone from the Charlotte Hornets.
July 8, 2018	Exercised right of first refusal and matched the offer sheet extended to guard Zach LaVine by the Sacramento Kings.
July 12, 2018	Waived Sean Kilpatrick.
July 14, 2018	Signed free agent Jabari Parker. Waived Paul Zipser. Waived Julian Stone.
July 19, 2018	Signed Antonio Blakeney.
July 23, 2018	Claimed Antonius Cleveland off waivers.
July 25, 2018	Signed Rawle Alkins to a Two-Way contract.
July 31, 2018	Re-signed Ryan Arcidiacono.
Aug. 14, 2018	Signed Derrick Walton Jr.
Sept. 17, 2018	Signed Kaiser Gates. Signed JaKarr Sampson.
Oct. 13, 2018	Waived Antonius Cleveland. Waived Kaiser Gates. Waived JaKarr Sampson. Waived Derrick Walton Jr.
Oct. 15, 2018	Claimed Tyler Ulis and converted contract to Two-Way.
Oct. 20, 2018	Signed Shaquille Harrison.
Oct. 21, 2018	Waived Omer Asik.
Oct. 30, 2018	Exercised third-year option on Lauri Markkanen, and fourth-year option on Kris Dunn and Denzel Valentine.
Dec. 3, 2018	Relieved Fred Hoiberg of his head coaching duties.
Dec. 3, 2018	Named Jim Boylen Head Coach.
Dec. 4, 2019	Assigned Kris Dunn to the Windy City Bulls. Assigned Bobby Portis to the Windy City Bulls.
Dec. 5, 2019	Recalled Kris Dunn from the Windy City Bulls. Recalled Bobby Portis from the Windy City Bulls.
Dec. 10, 2018	Assigned Antonio Blakeney to the Windy City Bulls. Recalled Antonio Blakeney from the Windy City Bulls.
Dec. 26, 2018	Signed Brandon Sampson to a Two-Way. Waived Tyler Ulis.

2019

Jan. 3, 2019	Traded Justin Holiday to the Memphis Grizzlies for MarShon Brooks, Wayne Selden Jr., a 2019 second-round pick and a 2020 second-round pick. Waived Cameron Payne.
Jan. 7, 2019	Traded a 2020 second-round pick to the Houston Rockets for Michael Carter-Williams and cash considerations. Waived MarShon Brooks. Waived Michael Carter-Williams.
Jan. 22, 2019	Traded Tadija Dragicevic to the Houston Rockets for Carmelo Anthony and cash considerations.
Feb. 1, 2019	Traded a 2020 second-round pick to the Oklahoma City Thunder for Timothe Luwawu-Cabarot and cash considerations. Waived Carmelo Anthony.
Feb. 5, 2019	Assigned Antonio Blakeney to the Windy City Bulls
Feb. 6, 2019	Traded Jabari Parker, Bobby Portis and a 2023 second-round pick to the Washington Wizards for Otto Porter Jr. Recalled Antonio Blakeney from the Windy City Bulls.
Feb. 9, 2019	Assigned Antonio Blakeney to the Windy City Bulls.
Feb. 10, 2019	Recalled Antonio Blakeney from the Windy City Bulls.
March 29, 2019	Signed Walt Lemon Jr.
March 31, 2019	Signed JaKarr Sampson to a 10-day contract.
May 3, 2019	Signed Head Coach Jim Boylen to a contract extension.
July 1, 2019	Signed Coby White.
July 2, 2019	Signed Adam Mokoka to a Two-Way.
July 3, 2019	Named Chris Fleming Assistant Coach. Named Roy Rogers Assistant Coach.
July 6, 2019	Signed Thaddeus Young.
July 7, 2019	Signed Tomas Satoransky.
July 8, 2019	Signed Daniel Gafford.
July 11, 2019	Re-signed Ryan Arcidiacono.
July 18, 2019	Signed Luke Kornet Signed Shaquille Harrison
Sept. 9, 2019	Waived Antonio Blakeney
Sept. 13, 2019	Signed Justin Simon
Sept. 24, 2019	Signed Perrion Callandret
Sept. 27, 2019	Signed Milton Doyle
Oct. 4, 2019	Signed Simisola Shittu

ALL-TIME ROSTER WITH STATISTICS

RICK ADELMAN - G-2, 180 - LOYOLA MARYMOUNT

YEAR	GP	MIN	FGM	FGA	PCT.	3FG	3FGA	PCT.	FTM	FTA	PCT.	OFF.	DEF.	TOT.	AST.	PF	DQ.	STL.	TO	BLK	PTS	AVG.
73-74	55	618	64	170	.376	-	-	-	54	76	.711	16	53	69	56	63	0	36	-	1	182	3.3
74-75	12	340	43	104	.413	-	-	-	28	39	.718	6	20	26	35	31	0	16	-	1	114	9.5
TOT	67	958	107	274	.391	-	-	-	82	115	.713	22	73	95	91	94	0	52	-	2	296	4.4

JOE ALEXANDER - G-8, 200 - WEST VIRGINIA

YEAR	GP	MIN	FGM	FGA	PCT.	3FG	3FGA	PCT.	FTM	FTA	PCT.	OFF.	DEF.	TOT.	AST.	PF	DQ.	STL.	TO	BLK	PTS	AVG.
09-10	8	29	1	6	.167	0	1	.000	2	3	.667	2	3	5	2	9	0	1	0	1	4	0.5

RAWLE ALKINS - G-5, 225 - ARIZONA

YR	GP	MIN	FGM	FGA	PCT.	3FG	3FGA	PCT.	FTM	FTA	PCT.	OFF.	DEF.	TOT.	AST.	PF	DQ.	STL.	TO	BLK	PTS	AVG.
18-19	10	120	13	39	.333	3	12	.250	8	12	.667	11	15	26	13	7	0	1	8	0	37	3.7

MALIK ALLEN - G-10, 250 - VILLANOVA

YEAR	GP	MIN	FGM	FGA	PCT.	3FG	3FGA	PCT.	FTM	FTA	PCT.	OFF.	DEF.	TOT.	AST.	PF	DQ.	STL.	TO	BLK	PTS	AVG.
05-06	54	701	121	247	.490	1	1	.000	23	38	.605	44	96	140	20	92	0	14	34	16	266	4.9
06-07	60	638	107	258	.415	0	1	.000	28	34	.824	42	77	119	16	85	0	17	21	16	242	4.0
TOT	114	1339	228	505	.452	1	2	.500	51	72	.708	86	173	259	36	177	0	31	55	32	508	4.5

LOU AMUNDSON - G-9, 225 - NEVADA-LAS VEGAS

YEAR	GP	MIN	FGM	FGA	PCT.	3FG	3FGA	PCT.	FTM	FTA	PCT.	OFF.	DEF.	TOT.	AST.	PF	DQ.	STL.	TO	BLK	PTS	AVG.
12-13	1	2	0	1	.000	0	0	--	0	0	--	1	0	1	0	0	0	0	0	0	0	0.0
13-14	1	1	0	0	--	0	0	--	0	0	--	0	0	0	0	0	0	0	0	0	0	0.0
TOT	2	3	0	1	.000	0	0	0	0	0	--	2	0	2	0	0	0	0	0	0	0	0.0

CHRIS ANSTEE - F-0, 249 - AUSTRALIA

YEAR	GP	MIN	FGM	FGA	PCT.	3FG	3FGA	PCT.	FTM	FTA	PCT.	OFF.	DEF.	TOT.	AST.	PF	DQ.	STL.	TO	BLK	PTS	AVG.
99-00	73	1007	161	364	.442	1	6	.167	116	147	.789	90	190	280	65	189	4	29	80	25	439	6.0

GREG ANTHONY - G-1, 180 - PORTLAND; NEVADA-LAS VEGAS

YEAR	GP	MIN	FGM	FGA	PCT.	3FG	3FGA	PCT.	FTM	FTA	PCT.	OFF.	DEF.	TOT.	AST.	PF	DQ.	STL.	TO	BLK	PTS	AVG.
01-02	36	961	113	287	.394	29	90	.322	47	70	.671	16	72	88	203	72	1	49	58	4	302	8.4

RYAN ARCIDIAcono - G-3, 208 - VILLANOVA

YEAR	GP	MIN	FGM	FGA	PCT.	3FG	3FGA	PCT.	FTM	FTA	PCT.	OFF.	DEF.	TOT.	AST.	PF	DQ.	STL.	TO	BLK	PTS	AVG.
17-18	24	304	17	41	.415	9	31	.290	5	6	.833	1	24	25	35	18	0	13	13	0	48	2.0
18-19	81	1961	187	418	.447	81	217	.373	89	102	.873	27	192	219	269	171	0	65	63	4	544	6.7
TOT	105	2265	204	459	.444	90	248	.363	94	108	.870	28	216	244	304	189	0	78	76	4	592	5.6

JIM ARD - G-9, 220 - CINCINNATI

YEAR	GP	MIN	FGM	FGA	PCT.	3FG	3FGA	PCT.	FTM	FTA	PCT.	OFF.	DEF.	TOT.	AST.	PF	DQ.	STL.	TO	BLK	PTS	AVG.
77-78	14	116	8	16	.500	-	-	-	2	3	.667	8	24	32	7	18	0	0	14	0	18	1.3

B.J. ARMSTRONG - G-2, 185 - IOWA

YEAR	GP	MIN	FGM	FGA	PCT.	3FG	3FGA	PCT.	FTM	FTA	PCT.	OFF.	DEF.	TOT.	AST.	PF	DQ.	STL.	TO	BLK	PTS	AVG.
89-90	81	1291	190	392	.485	3	6	.500	69	78	.885	19	83	102	199	105	0	46	83	6	452	5.6
90-91	82	1731	304	632	.481	15	30	.500	97	111	.874	25	124	149	301	118	0	70	107	4	720	8.8
91-92	82	1875	335	697	.481	35	87	.402	104	129	.806	19	126	145	266	88	0	46	94	5	809	9.9
92-93	82	2492	408	818	.499	63	139	.453	130	151	.861	27	122	149	330	169	0	66	83	6	1009	12.3
93-94	82	2770	479	1007	.476	60	135	.444	194	227	.855	28	142	170	323	147	1	80	131	9	1212	14.8
94-95	82	2577	418	894	.468	108	253	.427	206	233	.884	25	161	186	244	159	0	84	103	8	1150	14.0
99-00	27	585	83	186	.446	13	29	.448	22	25	.880	2	45	47	78	34	0	7	40	1	201	7.4
TOT	518	13319	2217	4626	.479	297	679	.437	822	954	.862	145	803	948	1741	820	1	399	641	39	5553	10.7

TATE ARMSTRONG - G-3, 175 - DUKE

YEAR	GP	MIN	FGM	FGA	PCT.	3FG	3FGA	PCT.	FTM	FTA	PCT.	OFF.	DEF.	TOT.	AST.	PF	DQ.	STL.	TO	BLK	PTS	AVG.
77-78	66	716	131	280	.468	-	-	-	22	27	.815	24	44	68	74	42	0	23	58	0	284	4.3
78-79	26	259	28	70	.400	-	-	-	10	13	.769	7	13	20	31	22	0	10	21	0	66	2.5
TOT	92	975	159	350	.454	-	-	-	32	40	.800	31	57	88	105	64	0	33	79	0	350	3.8

RON ARTEST - G-7, 246 - ST. JOHN'S (NY)

YEAR	GP	MIN	FGM	FGA	PCT.	3FG	3FGA	PCT.	FTM	FTA	PCT.	OFF.	DEF.	TOT.	AST.	PF	DQ.	STL.	TO	BLK	PTS	AVG.
99-00	72	2238	309	759	.407	60	191	.314	188	279	.674	62	246	308	202	159	0	119	166	39	866	12.0
00-01	76	2363	327	815	.401	43	148	.291	210	280	.750	59	235	294	228	254	7	152	159	45	907	11.9
01-02	27	823	152	351	.433	36	91	.396	81	129	.628	40	91	131	77	108	6	75	69	23	421	15.6
TOT	175	5424	788	1925	.409	139	430	.323	479	688	.696	161	572	733	507	521	13	346	394	107	2194	12.5

OMER ASIK - 7-0, 255 - TURKEY

YEAR	GP	MIN	FGM	FBA	PCT.	3FG	3FBA	PCT.	FTM	FTA	PCT.	OFF.	DEF.	TOT.	AST.	PF	DQ.	STL.	TO	BLK	PTS	AVG.
10-11	82	989	78	141	.553	0	0	-	73	145	.503	112	194	306	32	153	2	20	64	56	229	2.8
11-12	66	971	79	156	.506	0	0	-	47	103	.456	127	223	350	32	121	0	30	68	68	205	3.1
17-18	4	61	2	6	.333	0	0	-	0	1	.000	2	8	10	1	6	0	1	4	2	4	1.0
TOT	152	2021	159	303	.525	0	0	-	120	249	.482	241	425	666	65	280	2	51	136	126	438	2.9

D.J. AUGUSTIN - 6-0, 183 - TEXAS

YEAR	GP	MIN	FGM	FBA	PCT.	3FG	3FBA	PCT.	FTM	FTA	PCT.	OFF.	DEF.	TOT.	AST.	PF	DQ.	STL.	TO	BLK	PTS	AVG.
13-14	61	1857	291	694	.419	132	321	.411	195	221	.882	15	111	126	303	140	0	52	116	3	909	14.9

DENNIS AWTREY - 6-10, 250 - SANTA CLARA

YEAR	GP	MIN	FGM	FBA	PCT.	3FG	3FBA	PCT.	FTM	FTA	PCT.	OFF.	DEF.	TOT.	AST.	PF	DQ.	STL.	TO	BLK	PTS	AVG.
72-73	79	1650	143	298	.480	-	-	-	85	149	.570	-	-	433	222	226	6	-	-	-	371	4.7
73-74	68	756	65	123	.528	-	-	-	54	94	.574	49	125	174	86	128	3	22	-	14	184	2.7
79-80	26	560	27	60	.450	0	0	-	32	50	.640	29	86	115	40	66	0	12	27	15	86	3.3
TOT	173	2966	235	481	.489	0	0	-	171	293	.584	78	211	722	348	420	9	34	27	29	641	3.7

DALIBOR BAGARIC - 7-1, 290 - CROATIA

YEAR	GP	MIN	FGM	FBA	PCT.	3FG	3FBA	PCT.	FTM	FTA	PCT.	OFF.	DEF.	TOT.	AST.	PF	DQ.	STL.	TO	BLK	PTS	AVG.
00-01	35	259	17	65	.262	0	1	.000	13	28	.464	22	34	56	10	44	0	9	21	16	47	1.3
01-02	50	638	72	178	.404	0	1	.000	41	70	.586	55	107	162	23	108	0	17	46	24	185	3.7
02-03	10	76	8	26	.308	0	0	-	3	4	.750	7	13	20	4	11	0	3	5	3	19	1.9
TOT	95	973	97	269	.361	0	2	.000	57	102	.559	84	154	238	37	163	0	29	72	43	251	2.6

CAMERON BAIRSTOW - 6-9, 220 - NEW MEXICO

YEAR	GP	MIN	FGM	FBA	PCT.	3FG	3FBA	PCT.	FTM	FTA	PCT.	OFF.	DEF.	TOT.	AST.	PF	DQ.	STL.	TO	BLK	PTS	AVG.
14-15	18	64	3	14	.214	0	0	-	4	5	.800	6	2	8	1	8	0	2	3	1	10	0.6
15-16	18	103	13	40	.325	1	5	.200	7	8	.875	4	24	28	6	19	0	2	4	3	34	1.9
TOT	36	167	16	54	.296	1	5	.200	11	13	.846	10	26	36	7	27	0	4	7	4	44	1.2

GENE BANKS - 6-7, 215 - DUKE

YEAR	GP	MIN	FGM	FBA	PCT.	3FG	3FBA	PCT.	FTM	FTA	PCT.	OFF.	DEF.	TOT.	AST.	PF	DQ.	STL.	TO	BLK	PTS	AVG.
85-86	82	2139	356	688	.517	0	19	.000	183	255	.718	178	182	360	251	212	4	81	139	10	895	10.9
86-87	63	1822	249	462	.539	0	5	.000	112	146	.767	115	193	308	170	173	3	52	113	17	610	9.7
TOT	145	3961	605	1150	.526	0	24	.000	295	401	.736	293	375	668	421	385	7	133	252	27	1505	10.4

JIM BARNES - 6-8, 240 - TEXAS-EL PASO

YEAR	GP	MIN	FGM	FBA	PCT.	3FG	3FBA	PCT.	FTM	FTA	PCT.	OFF.	DEF.	TOT.	AST.	PF	DQ.	STL.	TO	BLK	PTS	AVG.
67-68	37	712	120	264	.455	-	-	-	74	103	.718	-	-	204	28	128	3	-	-	-	314	8.5
68-69	49	585	92	202	.455	-	-	-	65	92	.707	-	-	194	27	107	2	-	-	-	249	5.1
TOT	86	1307	212	466	.455	-	-	-	139	195	.713	-	-	398	55	235	5	-	-	-	563	6.5

ANDRE BARRETT - 5-10, 173 - SETON HALL

YEAR	GP	MIN	FGM	FBA	PCT.	3FG	3FBA	PCT.	FTM	FTA	PCT.	OFF.	DEF.	TOT.	AST.	PF	DQ.	STL.	TO	BLK	PTS	AVG.
06-07	6	29	4	8	.500	0	0	-	0	0	-	1	4	5	7	4	0	0	4	0	8	1.3

BRENT BARRY - 6-6, 195 - OREGON STATE

YEAR	GP	MIN	FGM	FBA	PCT.	3FG	3FBA	PCT.	FTM	FTA	PCT.	OFF.	DEF.	TOT.	AST.	PF	DQ.	STL.	TO	BLK	PTS	AVG.
98-99	37	1181	141	356	.396	52	172	.302	78	101	.772	39	105	144	116	98	2	42	72	11	412	11.1

EDDIE BASDEN - 6-5, 215 - CHARLOTTE

YEAR	GP	MIN	FGM	FBA	PCT.	3FG	3FBA	PCT.	FTM	FTA	PCT.	OFF.	DEF.	TOT.	AST.	PF	DQ.	STL.	TO	BLK	PTS	AVG.
05-06	19	141	15	37	.405	1	7	.143	8	10	.800	7	21	28	8	17	0	9	9	2	39	2.1

JOHN BAUM - 6-5, 200 - TEMPLE

YEAR	GP	MIN	FGM	FBA	PCT.	3FG	3FBA	PCT.	FTM	FTA	PCT.	OFF.	DEF.	TOT.	AST.	PF	DQ.	STL.	TO	BLK	PTS	AVG.
69-70	3	13	3	11	.273	-	-	-	0	0	-	-	-	4	0	1	0	-	-	-	6	2.0
70-71	62	543	123	293	.420	-	-	-	40	58	.690	-	-	125	31	55	0	-	-	-	286	4.6
TOT	65	556	126	304	.414	-	-	-	40	58	.690	-	-	129	31	56	0	-	-	-	292	4.5

LONNY BAXTER - 6-8, 260 - MARYLAND

YEAR	GP	MIN	FGM	FBA	PCT.	3FG	3FBA	PCT.	FTM	FTA	PCT.	OFF.	DEF.	TOT.	AST.	PF	DQ.	STL.	TO	BLK	PTS	AVG.
02-03	55	682	96	206	.466	0	2	.000	70	103	.680	65	100	165	16	135	1	9	46	22	262	4.8
03-04	14	147	27	49	.551	1	1	1.000	5	8	.625	11	24	35	5	31	2	1	11	6	60	4.3
TOT	69	829	123	255	.482	1	3	.333	75	111	.676	76	124	200	21	166	3	10	57	28	322	4.7

ALL-TIME ROSTER WITH STATISTICS

MARCO BELINELLI - G-5, 195 - ITALY

YEAR	GP	MIN	FGM	FGA	PCT.	3FG	3FGA	PCT.	FTM	FTA	PCT.	OFF.	DEF.	TOT.	AST.	PF	DQ.	STL	TO	BLK	PTS	AVG.
12-13	73	1882	241	610	.395	79	221	.357	141	168	.839	13	127	140	148	140	1	44	82	6	702	9.6

LEON BENBOW - G-4, 185 - JACKSONVILLE

YEAR	GP	MIN	FGM	FGA	PCT.	3FG	3FGA	PCT.	FTM	FTA	PCT.	OFF.	DEF.	TOT.	AST.	PF	DQ.	STL	TO	BLK	PTS	AVG.
74-75	39	252	35	94	.372	-	-	-	15	18	.833	14	24	38	25	41	0	11	-	6	85	2.2
75-76	76	1586	219	551	.397	-	-	-	105	140	.750	65	111	176	158	186	1	62	-	11	543	7.1
TOT	115	1838	254	645	.394	-	-	-	120	158	.759	79	135	214	183	227	1	73	-	17	628	5.5

COREY BENJAMIN - G-6, 205 - OREGON STATE

YEAR	GP	MIN	FGM	FGA	PCT.	3FG	3FGA	PCT.	FTM	FTA	PCT.	OFF.	DEF.	TOT.	AST.	PF	DQ.	STL	TO	BLK	PTS	AVG.
98-99	31	320	44	117	.376	3	14	.214	27	40	.675	15	25	40	10	46	0	11	21	8	118	3.8
99-00	48	862	145	350	.414	31	89	.348	49	82	.598	21	67	88	54	122	2	31	74	22	370	7.7
00-01	65	857	115	302	.381	21	81	.259	56	83	.675	38	62	100	69	128	2	63	16	16	307	4.7
TOT	144	2039	304	769	.395	55	184	.299	132	205	.644	74	154	228	133	296	4	105	111	46	795	5.5

MARIO BENNETT - G-9, 220 - ARIZONA STATE

YEAR	GP	MIN	FGM	FGA	PCT.	3FG	3FGA	PCT.	FTM	FTA	PCT.	OFF.	DEF.	TOT.	AST.	PF	DQ.	STL	TO	BLK	PTS	AVG.
98-99	3	19	2	6	.333	0	0	-	3	4	.750	2	3	5	0	4	0	1	1	0	7	2.3

DELMER BESHORE - G-0, 170 - CALIFORNIA (PA.)

YEAR	GP	MIN	FGM	FGA	PCT.	3FG	3FGA	PCT.	FTM	FTA	PCT.	OFF.	DEF.	TOT.	AST.	PF	DQ.	STL	TO	BLK	PTS	AVG.
79-80	68	869	88	250	.352	10	26	.385	58	87	.667	16	47	63	139	105	0	58	104	5	244	3.6

TRAVIS BEST - G-11, 185 - GEORGIA TECH

YEAR	GP	MIN	FGM	FGA	PCT.	3FG	3FGA	PCT.	FTM	FTA	PCT.	OFF.	DEF.	TOT.	AST.	PF	DQ.	STL	TO	BLK	PTS	AVG.
01-02	30	793	112	254	.441	8	25	.320	47	51	.922	10	71	81	149	72	3	32	40	1	279	9.3

ANTONIO BLAKENEY - G-4, 197 - LOUISIANA STATE

YEAR	GP	MIN	FGM	FGA	PCT.	3FG	3FGA	PCT.	FTM	FTA	PCT.	OFF.	DEF.	TOT.	AST.	PF	DQ.	STL	TO	BLK	PTS	AVG.
17-18	19	314	53	143	.371	15	52	.288	30	39	.769	4	29	33	20	19	0	7	11	1	151	7.9
18-19	57	829	166	396	.419	36	91	.396	50	76	.658	7	99	106	42	41	0	12	35	9	418	7.3
TOT	76	1143	219	539	.406	51	143	.357	80	115	.696	11	128	139	62	60	0	19	46	10	569	7.5

RICKY BLANTON - G-7, 215 - LOUISIANA STATE

YEAR	GP	MIN	FGM	FGA	PCT.	3FG	3FGA	PCT.	FTM	FTA	PCT.	OFF.	DEF.	TOT.	AST.	PF	DQ.	STL	TO	BLK	PTS	AVG.
92-93	2	13	3	7	.429	0	0	-	0	0	-	2	1	3	1	1	0	2	1	0	6	3.0

JOHN BLOCK - G-10, 210 - SOUTHERN CALIFORNIA

YEAR	GP	MIN	FGM	FGA	PCT.	3FG	3FGA	PCT.	FTM	FTA	PCT.	OFF.	DEF.	TOT.	AST.	PF	DQ.	STL	TO	BLK	PTS	AVG.
74-75	50	882	150	317	.473	-	-	-	105	134	.784	63	151	214	44	110	0	38	-	31	405	8.1
75-76	2	7	2	4	.500	-	-	-	0	2	.000	0	2	2	0	2	0	1	-	0	4	2.0
TOT	52	889	152	321	.474	-	-	-	105	136	.772	63	153	216	44	112	0	39	-	31	409	7.9

CORIE BLOUNT - G-10, 242 - CINCINNATI

YEAR	GP	MIN	FGM	FGA	PCT.	3FG	3FGA	PCT.	FTM	FTA	PCT.	OFF.	DEF.	TOT.	AST.	PF	DQ.	STL	TO	BLK	PTS	AVG.
93-94	67	690	76	174	.437	0	0	-	46	75	.613	76	118	194	56	93	0	19	52	33	198	3.0
94-95	68	889	100	210	.476	0	2	.000	38	67	.567	107	133	240	60	146	0	26	59	33	238	3.5
02-03	50	836	65	134	.485	0	0	-	20	35	.571	68	137	205	50	121	1	33	43	19	150	3.0
03-04	46	758	97	206	.471	0	3	.000	13	24	.542	76	130	206	45	86	0	38	35	19	207	4.5
TOT	231	3171	338	724	.467	0	5	.000	117	201	.582	327	518	845	211	446	1	116	189	104	793	3.4

RAY BLUME - G-4, 185 - OREGON STATE

YEAR	GP	MIN	FGM	FGA	PCT.	3FG	3FGA	PCT.	FTM	FTA	PCT.	OFF.	DEF.	TOT.	AST.	PF	DQ.	STL	TO	BLK	PTS	AVG.
81-82	49	546	102	222	.459	4	18	.222	18	28	.643	14	27	41	68	57	0	23	54	2	226	4.6

TOM BOERWINKLE - F-0, 265 - TENNESSEE

YEAR	GP	MIN	FGM	FGA	PCT.	3FG	3FGA	PCT.	FTM	FTA	PCT.	OFF.	DEF.	TOT.	AST.	PF	DQ.	STL	TO	BLK	PTS	AVG.
68-69	80	2365	318	831	.383	-	-	-	145	222	.653	-	-	889	178	317	11	-	-	-	781	9.8
69-70	81	2335	348	775	.449	-	-	-	150	226	.664	-	-	1016	229	255	4	-	-	-	846	10.4
70-71	82	2370	357	736	.485	-	-	-	168	232	.724	-	-	1133	397	275	3	-	-	-	882	10.8
71-72	80	2022	219	500	.438	-	-	-	118	180	.656	-	-	897	281	253	4	-	-	-	556	7.0
72-73	8	176	9	24	.375	-	-	-	12	20	.600	-	-	54	40	22	0	-	-	-	30	3.8
73-74	46	602	58	119	.487	-	-	-	42	60	.700	53	160	213	94	80	0	16	-	18	158	3.4
74-75	80	1175	132	271	.487	-	-	-	73	95	.768	105	275	380	172	163	0	25	-	45	337	4.2
75-76	74	2045	265	530	.500	-	-	-	118	177	.667	263	529	792	283	263	9	47	-	52	648	8.8
76-77	82	1070	134	273	.491	-	-	-	34	63	.540	101	211	312	189	147	0	19	-	19	302	3.7
77-78	22	227	23	50	.460	-	-	-	10	13	.769	14	45	59	44	36	0	3	26	4	56	2.5
TOT	635	14387	1863	4109	.453	-	-	-	870	1288	.675	536	1220	5745	2007	1811	31	110	26	138	4596	7.2

ALL-TIME ROSTER WITH STATISTICS

KEITH BOGANS - G-5, 215 - KENTUCKY

YEAR	GP	MIN	FGM	FGA	PCT.	3FG	3FGA	PCT.	FTM	FTA	PCT.	OFF.	DEF.	TOT.	AST.	PF	DQ.	STL.	TO	BLK	PTS	AVG.
10-11	82	1461	124	307	.404	90	237	.380	21	32	.656	19	129	148	101	113	0	38	41	9	359	4.4

KEITH BOOTH - G-6, 235 - MARYLAND

YEAR	GP	MIN	FGM	FGA	PCT.	3FG	3FGA	PCT.	FTM	FTA	PCT.	OFF.	DEF.	TOT.	AST.	PF	DQ.	STL.	TO	BLK	PTS	AVG.
97-98	6	17	2	6	.333	0	1	.000	6	6	1.000	2	2	4	1	3	0	0	3	0	10	1.7
98-99	39	432	49	151	.325	1	10	.100	21	42	.500	25	68	93	38	60	0	22	39	11	120	3.1
TOT	45	449	51	157	.325	1	11	.091	27	48	.563	27	70	97	39	63	0	22	42	11	130	2.9

BOB BOOZER - G-8, 220 - KANSAS STATE

YEAR	GP	MIN	FGM	FGA	PCT.	3FG	3FGA	PCT.	FTM	FTA	PCT.	OFF.	DEF.	TOT.	AST.	PF	DQ.	STL.	TO	BLK	PTS	AVG.
66-67	80	2451	538	1104	.487	-	-	-	360	461	.781	-	-	679	90	212	0	-	-	-	1436	18.0
67-68	77	2988	622	1265	.492	-	-	-	411	535	.768	-	-	756	121	229	1	-	-	-	1655	21.5
68-69	79	2872	661	1375	.481	-	-	-	394	489	.806	-	-	614	156	218	2	-	-	-	1716	21.7
TOT	236	8311	1821	3744	.486	-	-	-	1165	1485	.785	-	-	2049	367	659	3	-	-	-	4807	20.4

CARLOS BOOZER - G-9, 266 - DUKE

YEAR	GP	MIN	FGM	FGA	PCT.	3FG	3FGA	PCT.	FTM	FTA	PCT.	OFF.	DEF.	TOT.	AST.	PF	DQ.	STL.	TO	BLK	PTS	AVG.
10-11	59	1882	431	845	.510	0	0	-	171	244	.701	130	435	565	145	186	0	45	149	18	1033	17.5
11-12	66	1948	448	842	.532	0	1	.000	95	137	.693	114	450	564	125	168	1	63	115	24	991	15.0
12-13	79	2546	544	1140	.477	0	2	.000	193	264	.731	175	596	771	179	239	1	66	176	28	1281	16.2
13-14	76	2141	447	980	.456	0	2	.000	148	193	.767	137	495	632	118	216	0	53	154	22	1042	13.7
TOT	280	8517	1870	3807	.491	0	5	.000	607	838	.724	556	1976	2532	567	809	2	227	584	92	4347	15.5

NATE BOWMAN - G-10, 230 - WICHITA STATE

YEAR	GP	MIN	FGM	FGA	PCT.	3FG	3FGA	PCT.	FTM	FTA	PCT.	OFF.	DEF.	TOT.	AST.	PF	DQ.	STL.	TO	BLK	PTS	AVG.
66-67	9	65	8	21	.381	-	-	-	6	8	.750	-	-	28	2	18	0	-	-	-	22	2.4

DUDLEY BRADLEY - G-6, 195 - NORTH CAROLINA

YEAR	GP	MIN	FGM	FGA	PCT.	3FG	3FGA	PCT.	FTM	FTA	PCT.	OFF.	DEF.	TOT.	AST.	PF	DQ.	STL.	TO	BLK	PTS	AVG.
82-83	58	683	82	159	.516	1	5	.200	36	45	.800	27	78	105	106	91	0	49	59	10	201	3.5

ELTON BRAND - G-8, 260 - DUKE

YEAR	GP	MIN	FGM	FGA	PCT.	3FG	3FGA	PCT.	FTM	FTA	PCT.	OFF.	DEF.	TOT.	AST.	PF	DQ.	STL.	TO	BLK	PTS	AVG.
99-00	81	2999	630	1306	.482	0	2	.000	367	536	.685	348	462	810	155	259	3	66	228	132	1627	20.1
00-01	74	2906	578	1215	.476	0	2	.000	334	472	.708	285	461	746	240	243	4	71	219	118	1490	20.1
TOT	155	5905	1208	2521	.479	0	4	.000	701	1008	.695	633	923	1556	395	502	7	137	447	250	3117	20.1

MIKE BRATZ - G-2, 185 - STANFORD

YEAR	GP	MIN	FGM	FGA	PCT.	3FG	3FGA	PCT.	FTM	FTA	PCT.	OFF.	DEF.	TOT.	AST.	PF	DQ.	STL.	TO	BLK	PTS	AVG.
82-83	15	140	14	42	.333	1	8	.125	10	13	.769	3	16	19	23	20	0	7	14	0	39	2.6

RON BREWER - G-4, 180 - ARKANSAS

YEAR	GP	MIN	FGM	FGA	PCT.	3FG	3FGA	PCT.	FTM	FTA	PCT.	OFF.	DEF.	TOT.	AST.	PF	DQ.	STL.	TO	BLK	PTS	AVG.
85-86	4	18	3	9	.333	0	0	-	1	1	1.000	0	0	0	0	1	0	0	2	0	7	1.8

RONNIE BREWER - G-7, 227 - ARKANSAS

YEAR	GP	MIN	FGM	FGA	PCT.	3FG	3FGA	PCT.	FTM	FTA	PCT.	OFF.	DEF.	TOT.	AST.	PF	DQ.	STL.	TO	BLK	PTS	AVG.
10-11	81	1781	205	427	.480	6	27	.222	87	133	.654	55	207	262	140	82	0	106	55	22	503	6.2
11-12	66	1635	190	445	.427	19	69	.275	56	100	.560	72	159	231	137	64	0	72	59	21	455	6.9
13-14	1	2	0	0	.0	0	0	.0	0	0	.0	0	0	0	0	0	0	0	0	0	0	0
TOT	148	2418	395	872	.453	25	96	.280	143	233	.614	127	366	493	277	166	0	178	114	43	958	6.5

AARON BROOKS - G-0, 161 - OREGON

YEAR	GP	MIN	FGM	FGA	PCT.	3FG	3FGA	PCT.	FTM	FTA	PCT.	OFF.	DEF.	TOT.	AST.	PF	DQ.	STL.	TO	BLK	PTS	AVG.
14-15	82	1885	344	817	.421	121	313	.387	145	174	.833	32	134	166	261	189	2	54	157	15	954	11.6
15-16	69	1108	188	469	.401	66	185	.357	49	64	.766	21	80	101	180	132	0	30	82	10	491	7.1
TOT	151	2993	532	1286	.414	187	498	.376	194	238	.815	53	214	267	441	321	2	84	239	25	1445	9.6

DEVIN BROWN - G-5, 210 - TEXAS-SAN ANTONIO

YEAR	GP	MIN	FGM	FGA	PCT.	3FG	3FGA	PCT.	FTM	FTA	PCT.	OFF.	DEF.	TOT.	AST.	PF	DQ.	STL.	TO	BLK	PTS	AVG.
09-10	11	93	8	36	.222	4	17	.235	0	0	-	2	13	15	7	10	0	3	5	1	20	1.8

JOHN BROWN - G-7, 220 - MISSOURI

YEAR	GP	MIN	FGM	FGA	PCT.	3FG	3FGA	PCT.	FTM	FTA	PCT.	OFF.	DEF.	TOT.	AST.	PF	DQ.	STL.	TO	BLK	PTS	AVG.
78-79	77	1265	152	317	.479	-	-	-	84	98	.857	83	155	238	104	180	5	18	89	10	388	5.0

ALL-TIME ROSTER WITH STATISTICS

MIKE BROWN - 6-10, 260 - GEORGE WASHINGTON

YEAR	GP	MIN	FGM	FBA	PCT.	3FG	3FGA	PCT.	FTM	FTA	PCT.	OFF.	DEF.	TOT.	AST.	PF	DQ.	STL	TO	BLK	PTS	AVG.
86-87	62	818	106	201	.527	0	0	-	46	72	.639	71	143	214	24	129	2	20	59	7	258	4.2
87-88	46	591	78	174	.448	0	1	.000	41	71	.577	66	93	159	28	85	0	11	38	4	197	4.3
TOT	108	1409	184	375	.491	0	1	.000	87	143	.608	137	236	373	52	214	2	31	97	11	455	4.2

P.J. BROWN - 6-11, 239 - LOUISIANA TECH

YEAR	GP	MIN	FGM	FBA	PCT.	3FG	3FGA	PCT.	FTM	FTA	PCT.	OFF.	DEF.	TOT.	AST.	PF	DQ.	STL	TO	BLK	PTS	AVG.
06-07	72	1446	170	418	.407	0	2	.000	96	122	.787	129	218	347	48	187	1	24	85	52	436	6.1

RANDY BROWN - 6-2, 191 - HOUSTON: NEW MEXICO STATE

YEAR	GP	MIN	FGM	FBA	PCT.	3FG	3FGA	PCT.	FTM	FTA	PCT.	OFF.	DEF.	TOT.	AST.	PF	DQ.	STL	TO	BLK	PTS	AVG.
95-96	68	671	78	192	.406	1	11	.091	28	46	.609	17	49	66	73	88	0	57	31	12	185	2.7
96-97	72	1057	140	333	.420	4	22	.182	57	84	.679	34	77	111	133	116	0	81	58	17	341	4.7
97-98	71	1147	116	302	.384	0	5	.000	56	78	.718	34	60	94	151	118	0	71	63	12	288	4.1
98-99	39	1139	132	319	.414	0	10	.000	78	103	.757	27	105	132	149	93	1	68	80	8	342	8.8
99-00	59	1625	157	435	.361	3	6	.500	62	84	.738	23	121	144	202	120	1	61	105	15	379	6.4
TOT	309	5639	623	1581	.394	8	54	.148	281	395	.711	135	412	547	708	535	2	338	337	64	1535	5.0

ROGER BROWN - 6-11, 230 - KANSAS

YEAR	GP	MIN	FGM	FBA	PCT.	3FG	3FGA	PCT.	FTM	FTA	PCT.	OFF.	DEF.	TOT.	AST.	PF	DQ.	STL	TO	BLK	PTS	AVG.
79-80	4	37	1	3	.333	0	0	-	0	0	-	2	8	10	1	4	0	0	0	3	2	0.5

SHANNON BROWN - 6-4, 211 - MICHIGAN STATE

YEAR	GP	MIN	FGM	FBA	PCT.	3FG	3FGA	PCT.	FTM	FTA	PCT.	OFF.	DEF.	TOT.	AST.	PF	DQ.	STL	TO	BLK	PTS	AVG.
07-08	6	22	3	15	.200	0	1	.000	3	6	.500	1	1	2	0	2	0	1	5	2	9	1.5

TONY BROWN - 6-6, 200 - ARKANSAS

YEAR	GP	MIN	FGM	FBA	PCT.	3FG	3FGA	PCT.	FTM	FTA	PCT.	OFF.	DEF.	TOT.	AST.	PF	DQ.	STL	TO	BLK	PTS	AVG.
85-86	10	132	18	41	.439	0	2	.000	9	13	.692	5	11	16	14	16	0	5	4	1	45	4.5

RICK BRUNSON - 6-4, 190 - TEMPLE

YEAR	GP	MIN	FGM	FBA	PCT.	3FG	3FGA	PCT.	FTM	FTA	PCT.	OFF.	DEF.	TOT.	AST.	PF	DQ.	STL	TO	BLK	PTS	AVG.
02-03	17	196	23	50	.460	4	6	.667	7	12	.833	4	15	19	36	20	0	10	17	3	60	3.5
03-04	37	402	38	101	.376	11	23	.478	27	31	.871	9	28	37	80	44	0	25	33	3	114	3.1
TOT	54	598	61	151	.404	15	29	.517	37	43	.860	13	43	56	116	64	0	35	50	6	174	3.2

MARK BRYANT - 6-9, 245 - SETON HALL

YEAR	GP	MIN	FGM	FBA	PCT.	3FG	3FGA	PCT.	FTM	FTA	PCT.	OFF.	DEF.	TOT.	AST.	PF	DQ.	STL	TO	BLK	PTS	AVG.
98-99	45	1204	168	348	.483	0	1	.000	71	110	.645	92	140	232	48	149	2	34	68	16	407	9.0

WALLACE BRYANT - 7-0, 245 - SAN FRANCISCO

YEAR	GP	MIN	FGM	FBA	PCT.	3FG	3FGA	PCT.	FTM	FTA	PCT.	OFF.	DEF.	TOT.	AST.	PF	DQ.	STL	TO	BLK	PTS	AVG.
83-84	29	317	52	133	.391	0	0	-	14	33	.424	37	43	80	13	48	0	9	16	11	118	4.1

JUD BUECHLER - 6-6, 225 - ARIZONA

YEAR	GP	MIN	FGM	FBA	PCT.	3FG	3FGA	PCT.	FTM	FTA	PCT.	OFF.	DEF.	TOT.	AST.	PF	DQ.	STL	TO	BLK	PTS	AVG.
94-95	57	605	90	183	.492	15	48	.313	22	39	.564	36	62	98	50	64	0	24	30	12	217	3.8
95-96	74	740	112	242	.463	40	90	.444	14	22	.636	45	66	111	56	70	0	34	39	7	278	3.8
96-97	76	703	58	158	.367	18	54	.333	5	14	.357	45	81	126	60	50	0	23	27	21	139	1.8
97-98	74	608	85	176	.483	25	65	.385	3	6	.500	24	53	77	49	47	0	22	21	15	198	2.7
TOT	281	2856	345	759	.455	98	257	.381	44	81	.543	150	262	412	215	231	0	103	117	55	832	3.0

ROGER BURKMAN - 6-5, 175 - LOUISVILLE

YEAR	GP	MIN	FGM	FBA	PCT.	3FG	3FGA	PCT.	FTM	FTA	PCT.	OFF.	DEF.	TOT.	AST.	PF	DQ.	STL	TO	BLK	PTS	AVG.
81-82	6	30	0	4	.000	0	1	.000	5	6	.833	2	4	6	5	6	0	6	3	2	5	0.8

JIM BURNS - 6-3, 195 - NORTHWESTERN

YEAR	GP	MIN	FGM	FBA	PCT.	3FG	3FGA	PCT.	FTM	FTA	PCT.	OFF.	DEF.	TOT.	AST.	PF	DQ.	STL	TO	BLK	PTS	AVG.
67-68	3	11	2	7	.286	-	-	-	0	0	-	-	-	2	1	1	0	-	-	-	4	1.3

SCOTT BURRELL - 6-7, 218 - CONNECTICUT

YEAR	GP	MIN	FGM	FBA	PCT.	3FG	3FGA	PCT.	FTM	FTA	PCT.	OFF.	DEF.	TOT.	AST.	PF	DQ.	STL	TO	BLK	PTS	AVG.
97-98	80	1096	159	375	.424	51	144	.354	47	64	.734	80	118	198	65	131	1	64	50	37	416	5.2

JIMMY BUTLER - 6-7, 231 - MARQUETTE

YEAR	GP	MIN	FGM	FGA	PCT.	3FG	3FGA	PCT.	FTM	FTA	PCT.	OFF.	DEF.	TOT.	AST.	PF	DQ.	STL.	TO	BLK	PTS	AVG.
11-12	42	369	32	79	.405	2	11	.182	43	56	.768	23	33	56	14	20	0	11	14	5	109	2.6
12-13	82	2134	239	512	.467	40	105	.381	187	233	.803	136	192	328	115	97	0	78	62	31	705	8.6
13-14	67	2591	275	693	.397	68	240	.283	260	338	.769	87	243	330	175	106	0	127	102	36	878	13.1
14-15	65	2513	421	912	.462	73	193	.378	386	463	.834	114	265	379	212	108	0	114	93	36	1301	20.0
15-16	67	2474	470	1035	.454	64	205	.312	395	475	.832	79	279	358	321	124	1	110	132	43	1399	20.9
16-17	76	2809	570	1252	.455	91	248	.367	585	676	.865	129	341	470	417	112	0	143	159	32	1816	23.9
TOT	399	12880	2007	4483	.448	338	1002	.337	1856	2241	.828	568	1353	1921	1254	567	1	583	582	183	6208	15.6

RASUAL BUTLER - 6-7, 215 - LA SALLE

YEAR	GP	MIN	FGM	FGA	PCT.	3FG	3FGA	PCT.	FTM	FTA	PCT.	OFF.	DEF.	TOT.	AST.	PF	DQ.	STL.	TO	BLK	PTS	AVG.
10-11	6	26	6	11	.545	4	7	.571	0	0	-	0	1	1	0	3	0	0	2	0	16	2.7

JASON CAFFEY - 6-8, 256 - ALABAMA

YEAR	GP	MIN	FGM	FGA	PCT.	3FG	3FGA	PCT.	FTM	FTA	PCT.	OFF.	DEF.	TOT.	AST.	PF	DQ.	STL.	TO	BLK	PTS	AVG.
95-96	57	545	71	162	.438	0	1	.000	40	68	.588	51	60	111	24	91	3	12	48	7	182	3.2
96-97	75	1405	205	385	.532	0	1	.000	139	211	.659	135	166	301	89	149	0	25	97	9	549	7.3
97-98	51	710	100	199	.503	0	1	.000	68	103	.660	76	97	173	36	92	1	13	48	17	268	5.3
TOT	183	2660	376	746	.504	0	3	.000	247	382	.647	262	323	585	149	332	4	50	193	33	999	5.5

ISAIAH CANAAN - 6-0, 201 - MURRAY STATE

YEAR	GP	MIN	FGM	FGA	PCT.	3FG	3FGA	PCT.	FTM	FTA	PCT.	OFF.	DEF.	TOT.	AST.	PF	DQ.	STL.	TO	BLK	PTS	AVG.
16-17	39	592	63	173	.364	25	94	.266	30	33	.909	6	44	50	37	35	0	22	21	1	181	4.6

CHRIS CARR - 6-6, 220 - SOUTHERN ILLINOIS

YEAR	GP	MIN	FGM	FGA	PCT.	3FG	3FGA	PCT.	FTM	FTA	PCT.	OFF.	DEF.	TOT.	AST.	PF	DQ.	STL.	TO	BLK	PTS	AVG.
99-00	50	1092	185	463	.400	31	92	.333	91	106	.858	36	124	160	81	101	0	30	112	14	492	9.8

CORY CARR - 6-4, 215 - TEXAS TECH

YEAR	GP	MIN	FGM	FGA	PCT.	3FG	3FGA	PCT.	FTM	FTA	PCT.	OFF.	DEF.	TOT.	AST.	PF	DQ.	STL.	TO	BLK	PTS	AVG.
98-99	42	624	71	216	.329	5	30	.167	24	32	.750	8	41	49	66	66	0	21	46	7	171	4.1

MICHAEL CARTER-WILLIAMS - 6-6, 190 - SYRACUSE

YEAR	GP	MIN	FGM	FGA	PCT.	3FG	3FGA	PCT.	FTM	FTA	PCT.	OFF.	DEF.	TOT.	AST.	PF	DQ.	STL.	TO	BLK	PTS	AVG.
16-17	45	846	112	306	.366	15	64	.234	58	77	.753	24	129	153	113	102	1	38	66	23	297	6.6

WENDELL CARTER JR. - 6-10, 259 - DUKE

YR	GP	MIN	FGM	FGA	PCT.	3FG	3FGA	PCT.	FTM	FTA	PCT.	OFF.	DEF.	TOT.	AST.	PF	DQ.	STL.	TO	BLK	PTS	AVG.
18-19	44	1110	180	371	.485	6	32	.188	89	112	.795	87	220	307	78	152	4	26	65	58	455	10.3

BILL CARTWRIGHT - 7-1, 245 - SAN FRANCISCO

YEAR	GP	MIN	FGM	FGA	PCT.	3FG	3FGA	PCT.	FTM	FTA	PCT.	OFF.	DEF.	TOT.	AST.	PF	DQ.	STL.	TO	BLK	PTS	AVG.
88-89	78	2333	365	768	.475	0	0	-	236	308	.766	152	369	521	90	234	2	21	190	41	966	12.4
89-90	71	2160	292	598	.488	0	0	-	227	280	.811	137	328	465	145	243	6	38	123	34	811	11.4
90-91	79	2273	318	649	.490	0	0	-	124	178	.697	167	319	486	126	167	0	32	113	15	760	9.6
91-92	64	1471	208	445	.467	0	0	-	96	159	.604	93	231	324	87	131	0	22	75	14	512	8.0
92-93	63	1253	141	343	.411	0	0	-	72	98	.735	83	150	233	83	154	1	20	62	10	354	5.6
93-94	42	780	98	191	.513	0	0	-	39	57	.684	43	109	152	57	83	0	8	50	8	235	5.6
TOT	397	10270	1422	2994	.475	0	0	-	794	1080	.735	675	1506	2181	588	1012	9	141	613	122	3638	9.2

TYSON CHANDLER - 7-1, 235 - DOMINGUEZ (CA) HS

YEAR	GP	MIN	FGM	FGA	PCT.	3FG	3FGA	PCT.	FTM	FTA	PCT.	OFF.	DEF.	TOT.	AST.	PF	DQ.	STL.	TO	BLK	PTS	AVG.
01-02	71	1389	151	304	.497	0	0	-	134	222	.604	114	229	343	54	179	1	28	99	93	436	6.1
02-03	75	1827	257	484	.531	0	0	-	177	291	.608	169	345	514	76	220	3	37	135	106	691	9.2
03-04	35	782	67	158	.424	0	1	.000	79	118	.669	82	188	270	23	87	2	17	38	43	213	6.1
04-05	80	2189	207	419	.494	0	2	.000	226	336	.673	261	514	775	65	268	4	69	118	141	640	8.0
05-06	79	2121	160	283	.565	0	1	.000	97	193	.503	265	449	714	81	298	14	41	123	104	417	5.3
TOT	340	8308	842	1648	.511	0	4	.000	713	1160	.615	891	1725	2616	299	1052	24	192	513	487	2397	7.1

LEN CHAPPELL - 6-8, 240 - WAKE FOREST

YEAR	GP	MIN	FGM	FGA	PCT.	3FG	3FGA	PCT.	FTM	FTA	PCT.	OFF.	DEF.	TOT.	AST.	PF	DQ.	STL.	TO	BLK	PTS	AVG.
66-67	19	179	40	89	.449	-	-	-	14	21	.667	-	-	38	12	31	0	-	-	-	94	4.9

ALL-TIME ROSTER WITH STATISTICS

BARRY CLEMENS - 6-6, 215 - OHIO WESLEYAN

YEAR	GP	MIN	FGM	FGA	PCT.	3FG	3FGA	PCT.	FTM	FTA	PCT.	OFF.	DEF.	TOT.	AST.	PF	DQ.	STL.	TO	BLK	PTS	AVG.
66-67	60	906	186	444	.419	-	-	-	68	90	.756	-	-	201	39	143	1	-	-	-	440	7.3
67-68	78	1631	301	670	.449	-	-	-	123	170	.724	-	-	375	98	223	4	-	-	-	725	9.3
68-69	75	1444	235	628	.374	-	-	-	82	125	.656	-	-	318	125	163	1	-	-	-	552	7.4
TOT	213	4061	722	1742	.414	-	-	-	273	385	.709			894	262	529	6				1717	8.1

FRED COFIELD - 6-3, 190 - OREGON; EASTERN MICHIGAN

YEAR	GP	MIN	FGM	FGA	PCT.	3FG	3FGA	PCT.	FTM	FTA	PCT.	OFF.	DEF.	TOT.	AST.	PF	DQ.	STL.	TO	BLK	PTS	AVG.
86-87	5	27	2	11	.182	0	1	.000	0	0	-	1	4	5	4	1	0	2	1	0	4	0.8

JIMMY COLLINS - 6-2, 175 - NEW MEXICO STATE

YEAR	GP	MIN	FGM	FGA	PCT.	3FG	3FGA	PCT.	FTM	FTA	PCT.	OFF.	DEF.	TOT.	AST.	PF	DQ.	STL.	TO	BLK	PTS	AVG.
70-71	55	478	92	214	.430	-	-	-	35	45	.778	-	-	54	60	43	0	-	-	-	219	4.0
71-72	19	134	26	71	.366	-	-	-	10	11	.909	-	-	12	10	11	0	-	-	-	62	3.3
TOT	74	612	118	285	.414	-	-	-	45	56	.804			66	70	54	0				281	3.8

STEVE COLTER - 6-3, 175 - NEW MEXICO STATE

YEAR	GP	MIN	FGM	FGA	PCT.	3FG	3FGA	PCT.	FTM	FTA	PCT.	OFF.	DEF.	TOT.	AST.	PF	DQ.	STL.	TO	BLK	PTS	AVG.
86-87	27	473	49	142	.345	0	9	.000	33	39	.846	9	33	42	94	38	0	19	32	6	131	4.9

DAEQUAN COOK - 6-5, 210 - OHIO STATE

YEAR	GP	MIN	FGM	FGA	PCT.	3FG	3FGA	PCT.	FTM	FTA	PCT.	OFF.	DEF.	TOT.	AST.	PF	DQ.	STL.	TO	BLK	PTS	AVG.
12-13	33	276	30	108	.278	15	61	.246	7	9	.778	2	41	43	9	13	0	2	9	5	82	2.5

DAVE CORZINE - 6-11, 255 - DEPAUL

YEAR	GP	MIN	FGM	FGA	PCT.	3FG	3FGA	PCT.	FTM	FTA	PCT.	OFF.	DEF.	TOT.	AST.	PF	DQ.	STL.	TO	BLK	PTS	AVG.
82-83	82	2496	457	920	.497	0	2	.000	232	322	.720	243	474	717	154	242	4	47	228	109	1146	14.0
83-84	82	2674	385	824	.467	3	9	.333	231	275	.840	169	406	575	202	227	3	58	175	120	1004	12.2
84-85	82	2062	276	568	.486	0	1	.000	143	200	.745	130	292	422	140	189	2	32	124	64	701	8.5
85-86	67	1709	255	519	.491	3	12	.250	127	171	.743	132	301	433	150	133	0	28	104	53	640	9.6
86-87	82	2287	294	619	.475	0	5	.000	95	129	.736	199	341	540	209	202	1	38	114	87	683	8.3
87-88	80	2328	344	715	.481	1	9	.111	115	153	.752	170	357	527	154	149	1	36	109	95	804	10.1
88-89	81	1483	203	440	.461	2	8	.250	71	96	.740	92	223	315	103	134	0	29	93	45	479	5.9
TOT	556	15039	2214	4605	.481	9	46	.196	1020	1346	.758	1135	2394	3529	1112	1276	11	268	947	573	5457	9.8

JOE COURTNEY - 6-9, 235 - MISSISSIPPI STATE; SOUTHERN MISS

YEAR	GP	MIN	FGM	FGA	PCT.	3FG	3FGA	PCT.	FTM	FTA	PCT.	OFF.	DEF.	TOT.	AST.	PF	DQ.	STL.	TO	BLK	PTS	AVG.
92-93	5	34	4	9	.444	0	0	-	3	4	.750	2	0	2	1	9	0	2	3	1	11	2.2

JAMAL CRAWFORD - 6-5, 190 - MICHIGAN

YEAR	GP	MIN	FGM	FGA	PCT.	3FG	3FGA	PCT.	FTM	FTA	PCT.	OFF.	DEF.	TOT.	AST.	PF	DQ.	STL.	TO	BLK	PTS	AVG.
00-01	61	1050	107	304	.352	41	117	.350	27	34	.794	9	80	89	141	68	0	43	85	14	282	4.6
01-02	23	481	89	187	.476	26	58	.448	10	13	.769	5	29	34	55	18	0	18	32	5	214	9.3
02-03	80	1992	334	808	.413	86	242	.355	104	129	.806	21	164	185	334	126	0	77	134	25	858	10.7
03-04	80	2011	509	1318	.386	165	521	.317	200	240	.833	46	237	283	405	161	0	111	193	29	1383	17.3
TOT	244	6334	1039	2617	.397	318	938	.339	341	416	.820	81	510	591	935	373	0	249	444	73	2737	11.2

EARL CURETON - 6-9, 210 - ROBERT MORRIS (PA); DETROIT MERCY

YEAR	GP	MIN	FGM	FGA	PCT.	3FG	3FGA	PCT.	FTM	FTA	PCT.	OFF.	DEF.	TOT.	AST.	PF	DQ.	STL.	TO	BLK	PTS	AVG.
86-87	43	1105	129	276	.467	0	1	.000	39	73	.534	113	114	227	70	102	2	15	45	26	297	6.9

EDDY CURRY - 6-11, 285 - THORNWOOD (IL) HS

YEAR	GP	MIN	FGM	FGA	PCT.	3FG	3FGA	PCT.	FTM	FTA	PCT.	OFF.	DEF.	TOT.	AST.	PF	DQ.	STL.	TO	BLK	PTS	AVG.
01-02	72	1150	189	377	.501	0	0	-	105	160	.656	111	161	272	25	173	0	16	69	53	483	6.7
02-03	81	1571	335	573	.585	0	0	-	179	287	.624	116	237	353	37	226	3	18	137	62	849	10.5
03-04	73	2154	417	840	.496	1	1	1.000	235	350	.671	143	308	451	68	258	11	24	177	83	1070	14.7
04-05	63	1808	393	790	.538	0	0	-	226	314	.720	116	222	338	37	202	4	21	163	58	1012	16.1
TOT	289	6683	1334	2580	.517	1	1	1.000	745	1111	.671	486	928	1414	167	659	18	79	546	256	3414	11.8

QUINTIN DAILEY - 6-3, 180 - SAN FRANCISCO

YEAR	GP	MIN	FGM	FGA	PCT.	3FG	3FGA	PCT.	FTM	FTA	PCT.	OFF.	DEF.	TOT.	AST.	PF	DQ.	STL.	TO	BLK	PTS	AVG.
82-83	76	2081	470	1008	.466	5	25	.200	206	282	.730	87	173	260	280	248	7	72	205	10	1151	15.1
83-84	82	2449	583	1229	.474	4	32	.125	321	396	.811	61	174	235	254	218	4	109	220	11	1491	18.2
84-85	79	2101	525	1111	.473	7	30	.233	205	251	.817	57	151	208	191	192	0	71	154	5	1262	16.0
85-86	35	723	203	470	.432	0	8	.000	163	198	.823	20	48	68	67	86	0	22	67	5	569	16.3
TOT	272	7354	1781	3818	.466	16	95	.168	895	1127	.794	225	546	771	792	744	11	274	646	31	4473	16.4

KORNEL DAVID - 6-9, 230 - HUNGARY

YEAR	GP	MIN	FGM	FGA	PCT.	3FG	3FGA	PCT.	FTM	FTA	PCT.	OFF.	DEF.	TOT.	AST.	PF	DQ.	STL	TO	BLK	PTS	AVG.
98-99	50	902	109	243	.449	0	1	.000	90	111	.811	70	103	173	40	88	0	23	48	17	308	6.2
99-00	26	443	63	148	.426	0	3	.000	42	52	.808	22	51	73	16	49	0	13	31	2	168	6.5
TOT	76	1345	172	391	.440	0	4	.000	132	163	.810	92	154	246	56	137	0	36	79	19	476	6.3

ANTONIO DAVIS - 6-9, 245 - TEXAS EL-PASO

YEAR	GP	MIN	FGM	FGA	PCT.	3FG	3FGA	PCT.	FTM	FTA	PCT.	OFF.	DEF.	TOT.	AST.	PF	DQ.	STL	TO	BLK	PTS	AVG.
03-04	85	2032	220	540	.407	0	0	-	139	181	.768	158	370	528	123	161	1	29	93	57	579	8.9
04-05	72	1843	193	419	.461	0	0	-	115	152	.757	152	276	428	80	147	0	27	96	41	501	7.0
TOT	137	3875	413	959	.431	0	0	-	254	333	.763	310	646	956	203	308	1	56	189	98	1080	7.9

CHARLES DAVIS - 6-7, 215 - VANDERBILT

YEAR	GP	MIN	FGM	FGA	PCT.	3FG	3FGA	PCT.	FTM	FTA	PCT.	OFF.	DEF.	TOT.	AST.	PF	DQ.	STL	TO	BLK	PTS	AVG.
88-89	49	545	81	190	.426	4	15	.267	19	26	.731	47	67	114	31	58	1	11	22	5	185	3.8
89-90	53	429	58	158	.367	7	25	.280	7	8	.875	25	56	81	18	52	0	10	20	8	130	2.5
TOT	102	974	139	348	.399	11	40	.275	26	34	.765	72	123	195	49	110	1	21	42	13	315	3.1

DARREN DAYE - 6-8, 220 - UCLA

YEAR	GP	MIN	FGM	FGA	PCT.	3FG	3FGA	PCT.	FTM	FTA	PCT.	OFF.	DEF.	TOT.	AST.	PF	DQ.	STL	TO	BLK	PTS	AVG.
86-87	1	7	0	0	-	0	0	-	0	0	-	0	1	1	1	2	0	0	1	0	0	0.0

LUOL DENG - 6-9, 220 - DUKE

YEAR	GP	MIN	FGM	FGA	PCT.	3FG	3FGA	PCT.	FTM	FTA	PCT.	OFF.	DEF.	TOT.	AST.	PF	DQ.	STL	TO	BLK	PTS	AVG.
04-05	61	1663	280	645	.434	31	117	.265	120	162	.741	92	230	322	135	98	0	48	118	27	711	11.7
05-06	78	2604	442	954	.463	21	78	.269	207	276	.750	127	389	516	147	128	1	72	105	50	1112	14.3
06-07	82	3071	630	1218	.517	1	7	.143	279	359	.777	148	331	579	204	167	1	97	153	48	1540	18.8
07-08	63	2128	429	896	.479	8	22	.364	204	265	.770	136	258	394	155	117	1	57	120	29	1070	17.0
08-09	49	1665	285	591	.448	8	20	.400	152	191	.796	80	215	295	94	85	1	60	72	25	690	14.1
09-10	70	2651	473	1014	.466	32	83	.386	252	330	.764	131	381	512	143	129	0	66	134	61	1230	17.6
10-11	82	3208	531	1155	.460	115	333	.345	253	336	.753	116	360	476	230	162	0	78	156	48	1430	17.4
11-12	54	2129	311	755	.412	79	215	.367	127	165	.770	77	273	350	157	81	0	56	96	36	828	15.3
12-13	75	2903	466	1093	.426	75	233	.322	230	282	.816	162	314	476	222	105	0	81	144	32	1237	16.5
13-14	23	860	160	354	.452	17	62	.274	101	124	.815	40	118	158	85	53	0	24	59	4	438	19.0
TOT	637	22882	3987	8675	.460	387	1170	.331	1925	2490	.773	1109	2969	4078	1572	1125	4	639	1157	360	10286	16.1

DERREK DICKEY - 6-7, 220 - CINCINNATI

YEAR	GP	MIN	FGM	FGA	PCT.	3FG	3FGA	PCT.	FTM	FTA	PCT.	OFF.	DEF.	TOT.	AST.	PF	DQ.	STL	TO	BLK	PTS	AVG.
77-78	25	220	27	68	.397	-	-	-	14	19	.737	15	33	48	10	27	0	4	23	2	68	2.7

COBY DIETRICK - 6-11, 230 - SAN JOSE STATE

YEAR	GP	MIN	FGM	FGA	PCT.	3FG	3FGA	PCT.	FTM	FTA	PCT.	OFF.	DEF.	TOT.	AST.	PF	DQ.	STL	TO	BLK	PTS	AVG.
79-80	79	1830	227	500	.454	1	9	.111	90	118	.763	101	262	363	216	230	2	89	112	51	545	6.9
80-81	82	1243	146	320	.456	2	6	.333	77	111	.694	79	186	265	118	176	1	48	88	53	371	4.5
81-82	74	999	92	200	.460	0	1	.000	38	54	.704	63	125	188	87	131	1	49	44	30	222	3.0
TOT	235	4072	465	1020	.456	3	16	.188	205	283	.724	243	573	816	421	537	4	186	244	134	1138	4.8

JACKIE DINKINS - 6-5, 210 - VOORHEES

YEAR	GP	MIN	FGM	FGA	PCT.	3FG	3FGA	PCT.	FTM	FTA	PCT.	OFF.	DEF.	TOT.	AST.	PF	DQ.	STL	TO	BLK	PTS	AVG.
71-72	18	89	17	41	.415	-	-	-	11	20	.550	-	-	20	7	10	0	-	-	-	45	2.5

BRYCE DREW - 6-3, 185 - VALPARAISO

YEAR	GP	MIN	FGM	FGA	PCT.	3FG	3FGA	PCT.	FTM	FTA	PCT.	OFF.	DEF.	TOT.	AST.	PF	DQ.	STL	TO	BLK	PTS	AVG.
00-01	48	1305	124	327	.379	40	105	.381	14	19	.737	12	57	69	185	99	1	32	68	3	302	6.3

CHARLES DUDLEY - 6-2, 180 - WASHINGTON

YEAR	GP	MIN	FGM	FGA	PCT.	3FG	3FGA	PCT.	FTM	FTA	PCT.	OFF.	DEF.	TOT.	AST.	PF	DQ.	STL	TO	BLK	PTS	AVG.
78-79	43	684	45	125	.360	-	-	-	28	42	.667	25	61	86	116	82	0	32	64	1	118	2.7

CHRIS DUHON - 6-1, 185 - DUKE

YEAR	GP	MIN	FGM	FGA	PCT.	3FG	3FGA	PCT.	FTM	FTA	PCT.	OFF.	DEF.	TOT.	AST.	PF	DQ.	STL	TO	BLK	PTS	AVG.
04-05	82	2177	172	488	.352	94	265	.355	49	67	.731	23	190	213	398	205	1	82	119	3	487	5.9
05-06	74	2155	215	538	.400	100	278	.360	117	143	.818	28	192	220	373	152	0	70	117	3	647	8.7
06-07	78	1906	197	483	.408	88	245	.359	76	101	.752	23	146	169	310	150	0	69	105	6	568	7.2
07-08	66	1490	133	344	.387	54	155	.348	65	80	.813	19	97	116	263	92	0	48	71	2	385	5.8
TOT	300	7727	717	1853	.387	336	943	.356	307	391	.785	93	625	718	1344	599	1	269	412	14	2077	6.9

ALL-TIME ROSTER WITH STATISTICS

MIKE DUNLEAVY - 6-9, 230 - DUKE

YEAR	GP	MIN	FGM	FGA	PCT.	3FG	3FGA	PCT.	FTM	FTA	PCT.	OFF.	DEF.	TOT.	AST.	PF	DQ.	STL	TO	BLK	PTS	AVG.
13-14	82	2584	333	774	.430	123	324	.380	140	164	.854	46	239	345	186	163	0	64	108	46	929	11.3
14-15	63	1838	209	481	.435	107	263	.407	70	87	.805	28	220	248	114	123	0	39	60	21	595	9.4
15-16	31	703	77	188	.410	39	99	.394	29	37	.784	8	75	83	39	66	0	14	26	10	222	7.2
TOT	176	5125	619	1443	.429	269	686	.392	239	288	.830	82	594	676	339	352	0	117	194	77	1746	9.9

KRIS DUNN - 6-4, 208 - PROVIDENCE

YEAR	GP	MIN	FGM	FGA	PCT.	3FG	3FGA	PCT.	FTM	FTA	PCT.	OFF.	DEF.	TOT.	AST.	PF	DQ.	STL	TO	BLK	PTS	AVG.
17-18	52	1525	286	666	.429	43	134	.321	84	114	.737	24	197	221	310	174	1	104	150	27	699	13.4
18-19	46	1389	215	506	.425	34	96	.354	55	69	.797	19	168	187	277	166	5	68	104	21	519	11.3
TOT	98	2914	501	1172	.427	77	230	.335	139	183	.760	43	365	408	587	340	6	172	254	48	1218	12.4

RONALD DUPREE - 6-7, 209 - LOUISIANA STATE

YEAR	GP	MIN	FGM	FGA	PCT.	3FG	3FGA	PCT.	FTM	FTA	PCT.	OFF.	DEF.	TOT.	AST.	PF	DQ.	STL	TO	BLK	PTS	AVG.
03-04	47	893	111	282	.394	4	9	.444	66	105	.629	55	112	167	55	134	4	32	51	18	292	6.2

JARELL EDDIE - 6-7, 218 - VIRGINIA TECH

YEAR	GP	MIN	FGM	FGA	PCT.	3FG	3FGA	PCT.	FTM	FTA	PCT.	OFF.	DEF.	TOT.	AST.	PF	DQ.	STL	TO	BLK	PTS	AVG.
17-18	1	3	0	1	.000	0	1	.000	0	0	-	0	0	0	0	0	0	0	0	0	0	0.0

JAMES EDWARDS - 7-1, 252 - WASHINGTON

YEAR	GP	MIN	FGM	FGA	PCT.	3FG	3FGA	PCT.	FTM	FTA	PCT.	OFF.	DEF.	TOT.	AST.	PF	DQ.	STL	TO	BLK	PTS	AVG.
95-96	28	274	41	110	.373	0	0	-	16	26	.615	15	25	40	11	61	1	1	21	9	98	3.5

KHALID EL-AMIN - 5-10, 200 - CONNECTICUT

YEAR	GP	MIN	FGM	FGA	PCT.	3FG	3FGA	PCT.	FTM	FTA	PCT.	OFF.	DEF.	TOT.	AST.	PF	DQ.	STL	TO	BLK	PTS	AVG.
00-01	50	936	115	311	.370	28	84	.333	56	72	.778	21	60	81	145	99	0	48	54	2	314	6.3

CHRIS ENGLER - 6-11, 250 - MINNESOTA; WYOMING

YEAR	GP	MIN	FGM	FGA	PCT.	3FG	3FGA	PCT.	FTM	FTA	PCT.	OFF.	DEF.	TOT.	AST.	PF	DQ.	STL	TO	BLK	PTS	AVG.
84-85	3	3	1	2	.500	0	0	-	0	0	-	1	1	2	0	1	0	0	1	0	2	0.7

JO JO ENGLISH - 6-4, 195 - SOUTH CAROLINA

YEAR	GP	MIN	FGM	FGA	PCT.	3FG	3FGA	PCT.	FTM	FTA	PCT.	OFF.	DEF.	TOT.	AST.	PF	DQ.	STL	TO	BLK	PTS	AVG.
92-93	6	31	3	10	.300	0	3	.000	0	2	.000	2	4	6	1	5	0	3	4	2	6	1.0
93-94	36	419	56	129	.434	8	17	.471	10	21	.476	9	36	45	38	61	0	8	36	10	130	3.6
TOT	42	450	59	139	.424	8	20	.400	10	23	.435	11	40	51	39	66	0	11	40	12	136	3.2

KEITH ERICKSON - 6-5, 195 - UCLA

YEAR	GP	MIN	FGM	FGA	PCT.	3FG	3FGA	PCT.	FTM	FTA	PCT.	OFF.	DEF.	TOT.	AST.	PF	DQ.	STL	TO	BLK	PTS	AVG.
66-67	76	1454	235	641	.367	-	-	-	117	159	.736	-	-	339	119	199	2	-	-	-	587	7.7
67-68	78	2257	377	940	.401	-	-	-	194	257	.755	-	-	423	267	276	15	-	-	-	948	12.2
TOT	154	3711	612	1581	.387	-	-	-	311	416	.748	-	-	762	386	475	17	-	-	-	1535	10.0

KAY FELDER - 5-9, 176 - OAKLAND

YEAR	GP	MIN	FGM	FGA	PCT.	3FG	3FGA	PCT.	FTM	FTA	PCT.	OFF.	DEF.	TOT.	AST.	PF	DQ.	STL	TO	BLK	PTS	AVG.
17-18	14	134	20	66	.303	4	18	.222	11	12	.917	1	13	14	20	11	0	3	15	1	55	3.9

CRISTIANO FELICIO - 6-9, 266 - BRAZIL

YEAR	GP	MIN	FGM	FGA	PCT.	3FG	3FGA	PCT.	FTM	FTA	PCT.	OFF.	DEF.	TOT.	AST.	PF	DQ.	STL	TO	BLK	PTS	AVG.
15-16	31	321	40	72	.556	0	4	.000	25	35	.714	30	72	102	26	31	0	6	13	13	31	3.4
16-17	66	1040	128	221	.579	0	0	-	60	93	.645	124	187	311	40	110	1	25	33	17	316	4.8
17-18	55	977	127	215	.591	0	2	.000	54	81	.667	83	150	233	55	104	0	16	54	11	308	5.6
18-19	60	746	95	179	.531	0	4	.000	50	73	.685	79	139	218	37	69	0	11	33	7	240	4.0
TOT	212	3084	390	687	.568	0	10	.000	189	282	.670	316	548	864	158	314	1	58	133	48	969	4.6

ERIC FERNSTEN - 6-10, 205 - SAN FRANCISCO

YEAR	GP	MIN	FGM	FGA	PCT.	3FG	3FGA	PCT.	FTM	FTA	PCT.	OFF.	DEF.	TOT.	AST.	PF	DQ.	STL	TO	BLK	PTS	AVG.
75-76	33	259	33	84	.393	-	-	-	26	37	.703	25	44	69	19	20	0	7	-	14	92	2.8
76-77	5	61	3	15	.200	-	-	-	8	11	.727	9	7	16	6	9	0	1	-	3	14	2.8
TOT	38	320	36	99	.364	-	-	-	34	48	.708	34	51	85	25	29	0	8	-	17	106	2.8

MARCUS FIZER - 6-8, 260 - IOWA STATE

YEAR	GP	MIN	FGM	FGA	PCT.	3FG	3FGA	PCT.	FTM	FTA	PCT.	OFF.	DEF.	TOT.	AST.	PF	DQ.	STL	TO	BLK	PTS	AVG.
00-01	72	1580	278	646	.430	10	39	.256	117	161	.727	76	237	313	76	175	0	30	124	19	683	9.5
01-02	76	1863	371	848	.438	7	41	.171	169	283	.668	128	299	427	120	186	1	49	131	24	938	12.3
02-03	38	809	178	383	.465	1	6	.167	88	134	.657	80	136	216	48	89	0	14	57	17	445	11.7
03-04	46	738	134	350	.383	2	17	.118	90	120	.750	61	141	202	43	97	0	16	51	8	360	7.8
TOT	152	2338	295	508	.451	0	6	.000	139	209	.665	237	409	646	121	245	1	47	100	41	729	4.8

GREG FOSTER - 6-11, 250 - UCLA; TEXAS EL PASO

YEAR	GP	MIN	FGM	FGA	PCT.	3FG	3FGA	PCT.	FTM	FTA	PCT.	OFF.	DEF.	TOT.	AST.	PF	DQ.	STL	TO	BLK	PTS	AVG.
94-95	17	299	41	86	.477	0	0	-	22	31	.710	18	36	54	16	54	0	2	17	8	104	6.1

JIM FOX - 6-10, 230 - SOUTH CAROLINA

YEAR	GP	MIN	FGM	FGA	PCT.	3FG	3FGA	PCT.	FTM	FTA	PCT.	OFF.	DEF.	TOT.	AST.	PF	DQ.	STL	TO	BLK	PTS	AVG.
70-71	82	1828	280	611	.458	-	-	-	239	321	.745	-	-	598	196	213	0	-	-	-	799	9.7
71-72	10	133	20	53	.377	-	-	-	20	28	.714	-	-	54	6	21	0	-	-	-	60	6.0
TOT	92	1761	300	664	.452	-	-	-	259	349	.742	-	-	652	202	234	0	-	-	-	859	9.3

JIMMER FREDETTE - 6-2, 195 - BRIGHAM YOUNG

YEAR	GP	MIN	FGM	FGA	PCT.	3FG	3FGA	PCT.	FTM	FTA	PCT.	OFF.	DEF.	TOT.	AST.	PF	DQ.	STL	TO	BLK	PTS	AVG.
13-14	8	56	13	29	.448	4	11	.364	2	1,000		1	6	7	3	7	0	0	4	0	32	4.0

LAWRENCE FUNDERBURKE - 6-9, 230 - INDIANA; OHIO STATE

YEAR	GP	MIN	FGM	FGA	PCT.	3FG	3FGA	PCT.	FTM	FTA	PCT.	OFF.	DEF.	TOT.	AST.	PF	DQ.	STL	TO	BLK	PTS	AVG.
04-05	2	21	3	6	.500	0	0	-	3	5	.600	1	2	3	0	2	0	0	0	0	9	4.5

THOMAS GARDNER - 6-5, 225 - MISSOURI

YEAR	GP	MIN	FGM	FGA	PCT.	3FG	3FGA	PCT.	FTM	FTA	PCT.	OFF.	DEF.	TOT.	AST.	PF	DQ.	STL	TO	BLK	PTS	AVG.
07-08	4	45	9	23	.391	3	12	.250	0	2	.000	3	1	4	1	4	0	0	4	0	21	5.3

ROWLAND GARRETT - 6-6, 210 - FLORIDA STATE

YEAR	GP	MIN	FGM	FGA	PCT.	3FG	3FGA	PCT.	FTM	FTA	PCT.	OFF.	DEF.	TOT.	AST.	PF	DQ.	STL	TO	BLK	PTS	AVG.
72-73	35	211	52	118	.441	-	-	-	21	31	.677	-	-	61	8	29	0	-	-	-	125	3.6
73-74	46	602	58	119	.370	-	-	-	21	32	.656	31	39	70	11	43	0	5	-	9	157	3.8
74-75	70	1183	228	474	.481	-	-	-	77	97	.794	80	167	247	43	124	0	24	-	13	533	7.6
75-76	14	324	57	131	.435	-	-	-	38	44	.864	27	48	75	7	32	0	8	-	4	152	10.9
TOT	164	2320	395	842	.469	-	-	-	157	204	.770	138	2254	453	69	228	0	37	-	26	968	5.9

PAU GASOL - 7-0, 227 - SPAIN

YEAR	GP	MIN	FGM	FGA	PCT.	3FG	3FGA	PCT.	FTM	FTA	PCT.	OFF.	DEF.	TOT.	AST.	PF	DQ.	STL	TO	BLK	PTS	AVG.
14-15	78	2681	570	1153	.494	12	26	.462	294	366	.803	220	699	919	210	147	0	25	158	147	1446	18.5
15-16	72	2291	467	995	.469	24	69	.348	229	289	.792	155	638	793	294	148	1	42	164	146	1187	16.5
TOT	150	4972	1037	2148	.483	36	95	.379	523	655	.798	375	1337	1712	504	295	1	67	322	293	2633	17.6

GEORGE GERVIN - 6-7, 185 - EASTERN MICHIGAN

YEAR	GP	MIN	FGM	FGA	PCT.	3FG	3FGA	PCT.	FTM	FTA	PCT.	OFF.	DEF.	TOT.	AST.	PF	DQ.	STL	TO	BLK	PTS	AVG.
85-86	82	2065	519	1100	.472	4	19	.211	283	322	.879	78	137	215	144	210	4	49	161	23	1325	16.2

TAJ GIBSON - 6-9, 236 - SOUTHERN CALIFORNIA

YEAR	GP	MIN	FGM	FGA	PCT.	3FG	3FGA	PCT.	FTM	FTA	PCT.	OFF.	DEF.	TOT.	AST.	PF	DQ.	STL	TO	BLK	PTS	AVG.
09-10	82	2204	311	629	.494	0	0	-	113	175	.646	226	385	611	70	282	9	50	114	104	735	9.0
10-11	80	1742	234	502	.466	1	8	.125	100	148	.676	162	296	458	58	203	3	39	71	106	569	7.1
11-12	63	1284	200	404	.495	0	0	-	84	135	.622	135	197	332	47	131	1	27	60	81	484	7.7
12-13	65	1458	214	441	.485	0	4	.000	89	131	.679	125	220	345	61	166	2	27	76	90	517	8.0
13-14	82	2351	429	896	.479	0	7	.000	211	281	.751	200	358	558	91	207	2	41	150	112	1069	13.0
14-15	62	1892	254	508	.502	0	0	-	132	184	.717	162	234	396	71	162	1	36	77	75	640	10.3
15-16	73	1936	263	500	.526	0	3	.000	101	146	.692	206	298	504	106	180	1	47	78	77	627	8.6
16-17	55	1502	276	530	.521	2	12	.167	85	119	.714	120	262	382	60	123	2	27	77	50	639	11.6
TOT	562	14170	2181	4408	.495	3	34	.088	915	1319	.694	1336	2250	3586	564	1454	21	294	703	695	5280	9.4

KENDALL GILL - 6-5, 216 - ILLINOIS

YEAR	GP	MIN	FGM	FGA	PCT.	3FG	3FGA	PCT.	FTM	FTA	PCT.	OFF.	DEF.	TOT.	AST.	PF	DQ.	STL	TO	BLK	PTS	AVG.
03-04	56	1411	215	548	.392	9	38	.237	100	136	.735	61	129	190	89	107	0	65	83	16	539	9.6

ALL-TIME ROSTER WITH STATISTICS

ARTIS GILMORE - 7-2, 240 - GARDNER WEBB; JACKSONVILLE

YEAR	GP	MIN	FGM	FGA	PCT.	3FG	3FGA	PCT.	FTM	FTA	PCT.	OFF.	DEF.	TOT.	AST.	PF	DQ.	STL	TO	BLK	PTS	AVG.
76-77	82	2877	570	1091	.522	-	-	-	387	586	.660	313	757	1070	199	266	4	44	-	203	1527	18.6
77-78	82	3067	704	1260	.559	-	-	-	471	669	.704	318	753	1071	263	261	4	42	366	181	1879	22.9
78-79	82	3265	753	1310	.575	-	-	-	434	587	.739	293	750	1043	274	280	2	50	310	156	1940	23.7
79-80	48	1568	305	513	.595	0	0	-	245	344	.712	108	324	432	133	167	5	29	133	59	855	17.8
80-81	82	2832	547	816	.670	0	0	-	375	532	.705	220	608	828	172	295	2	47	236	198	1469	17.9
81-82	82	2796	546	837	.652	1	1	1.000	424	552	.768	224	611	835	136	287	4	49	227	220	1517	18.5
87-88	24	372	41	80	.513	0	0	-	19	37	.514	15	48	63	9	54	0	5	28	12	101	4.2
TOT	482	16777	3466	5907	.587	1	1	1.000	2355	3307	.712	1491	3851	5342	1186	1610	21	266	1300	1029	9288	19.3

DREW GOODEN - 6-10, 250 - KANSAS

YEAR	GP	MIN	FGM	FGA	PCT.	3FG	3FGA	PCT.	FTM	FTA	PCT.	OFF.	DEF.	TOT.	AST.	PF	DQ.	STL	TO	BLK	PTS	AVG.
07-08	18	558	100	217	.461	0	3	.000	52	64	.813	58	109	167	31	59	1	13	31	23	252	14.0
08-09	31	918	161	352	.457	0	3	.000	84	97	.866	82	184	266	43	103	2	26	57	14	406	13.1
TOT	49	1476	261	569	.459	0	6	.000	136	161	.845	140	293	433	74	162	3	39	88	37	658	13.4

STEVE GOODRICH - 6-9, 220 - PRINCETON

YEAR	GP	MIN	FGM	FGA	PCT.	3FG	3FGA	PCT.	FTM	FTA	PCT.	OFF.	DEF.	TOT.	AST.	PF	DQ.	STL	TO	BLK	PTS	AVG.
00-01	12	133	7	18	.389	1	3	.333	4	7	.571	7	14	21	6	14	0	2	8	1	19	1.6

BEN GORDON - 6-3, 200 - CONNECTICUT

YEAR	GP	MIN	FGM	FGA	PCT.	3FG	3FGA	PCT.	FTM	FTA	PCT.	OFF.	DEF.	TOT.	AST.	PF	DQ.	STL	TO	BLK	PTS	AVG.
04-05	82	2002	434	1056	.411	134	331	.405	233	270	.863	55	160	215	164	224	1	53	186	10	1235	15.1
05-06	80	2482	486	1152	.422	166	382	.435	211	268	.787	43	176	219	240	238	2	75	180	5	1349	16.9
06-07	82	2704	609	1338	.455	155	375	.413	380	440	.864	35	223	258	296	252	1	64	249	17	1753	21.4
07-08	72	2291	464	1069	.434	142	346	.410	266	293	.908	40	181	221	213	171	2	55	150	8	1336	18.6
08-09	82	2959	598	1315	.455	173	422	.410	330	382	.864	52	231	283	279	184	1	71	200	22	1699	20.7
TOT	388	12478	2591	5930	.437	770	1856	.415	1420	1653	.859	225	971	1196	1192	1165	7	318	965	62	7312	18.5

STEPHEN GRAHAM - 6-6, 215 - CENTRAL FLORIDA; OKLAHOMA STATE

YEAR	GP	MIN	FGM	FGA	PCT.	3FG	3FGA	PCT.	FTM	FTA	PCT.	OFF.	DEF.	TOT.	AST.	PF	DQ.	STL	TO	BLK	PTS	AVG.
05-06	3	20	1	5	.200	1	4	.250	2	2	1.000	0	3	3	1	3	0	0	1	0	5	1.7

HORACE GRANT - 6-10, 245 - CLEMSON

YEAR	GP	MIN	FGM	FGA	PCT.	3FG	3FGA	PCT.	FTM	FTA	PCT.	OFF.	DEF.	TOT.	AST.	PF	DQ.	STL	TO	BLK	PTS	AVG.
87-88	81	1827	254	507	.501	0	2	.000	114	182	.626	155	292	447	89	221	3	51	86	53	622	7.7
88-89	79	2809	405	781	.519	0	5	.000	140	199	.704	240	441	681	168	251	1	86	128	62	950	12.0
89-90	80	2753	446	853	.523	0	0	-	179	256	.699	236	393	629	227	230	1	92	110	84	1071	13.4
90-91	78	2641	401	733	.547	1	6	.167	197	277	.711	266	393	659	178	203	2	95	92	69	1000	12.8
91-92	81	2859	457	790	.578	0	2	.000	235	317	.741	344	463	807	217	196	0	100	98	131	1149	14.2
92-93	77	2745	421	829	.508	1	5	.200	174	281	.619	341	388	729	201	218	4	89	110	96	1017	13.2
93-94	70	2570	460	878	.524	0	6	.000	137	230	.596	306	463	769	236	164	0	74	109	84	1057	15.1
TOT	546	18204	2844	5371	.530	2	26	.077	1176	1742	.675	1888	2833	4721	1316	1483	11	587	733	579	6866	12.6

JERIAN GRANT - 6-4, 198 - NOTRE DAME

YEAR	GP	MIN	FGM	FGA	PCT.	3FG	3FGA	PCT.	FTM	FTA	PCT.	OFF.	DEF.	TOT.	AST.	PF	DQ.	STL	TO	BLK	PTS	AVG.
16-17	63	1028	128	301	.425	49	134	.366	65	73	.890	17	94	111	121	93	0	47	44	8	370	5.9
17-18	74	1686	209	503	.416	61	187	.326	140	188	.745	31	140	171	342	132	0	63	89	8	619	8.4
TOT	137	2714	337	805	.419	110	322	.342	205	261	.785	48	235	283	463	225	0	110	133	16	989	7.2

AARON GRAY - 7-0, 270 - PITTSBURGH

YEAR	GP	MIN	FGM	FGA	PCT.	3FG	3FGA	PCT.	FTM	FTA	PCT.	OFF.	DEF.	TOT.	AST.	PF	DQ.	STL	TO	BLK	PTS	AVG.
07-08	61	613	103	204	.505	0	1	.000	56	99	.566	70	98	168	41	117	0	21	57	16	262	4.3
08-09	56	715	81	167	.485	0	1	.000	34	59	.576	84	136	220	46	135	1	14	40	18	186	3.5
09-10	8	50	8	21	.381	0	0	-	2	7	.286	5	11	16	2	10	0	0	1	0	18	2.3
TOT	125	1378	192	392	.490	0	1	.000	92	165	.550	159	245	404	89	262	1	35	98	34	476	3.8

SIDNEY GREEN - 6-9, 225 - NEVADA-LAS VEGAS

YEAR	GP	MIN	FGM	FGA	PCT.	3FG	3FGA	PCT.	FTM	FTA	PCT.	OFF.	DEF.	TOT.	AST.	PF	DQ.	STL	TO	BLK	PTS	AVG.
83-84	49	667	100	228	.439	0	0	-	55	77	.714	58	116	174	25	128	1	18	60	17	255	5.2
84-85	48	740	108	250	.432	0	4	.000	79	98	.806	72	174	246	29	102	0	11	68	11	295	6.1
85-86	80	2307	407	875	.465	0	8	.000	262	335	.782	208	450	658	139	292	5	70	220	37	1076	13.5
TOT	177	3714	615	1353	.455	0	12	.000	396	510	.776	338	740	1078	193	522	6	99	348	65	1626	9.2

DAVID GREENWOOD - 6-9, 230 - UCLA

YEAR	GP	MIN	FGM	FGA	PCT.	3FG	3FGA	PCT.	FTM	FTA	PCT.	OFF.	DEF.	TOT.	AST.	PF	DQ.	STL.	TO	BLK	PTS	AVG.
79-80	82	2791	498	1051	.474	1	7	.143	337	416	.810	223	550	773	182	313	8	60	210	129	1334	16.3
80-81	82	2710	481	989	.486	0	2	.000	217	290	.748	243	481	724	218	282	5	77	192	124	1179	14.4
81-82	82	2914	480	1014	.473	0	3	.000	240	291	.825	192	594	786	262	292	1	70	180	93	1200	14.6
82-83	79	2355	312	686	.455	0	4	.000	165	233	.708	217	548	765	151	261	5	54	154	90	789	10.0
83-84	78	2718	369	753	.490	0	1	.000	213	289	.737	214	572	786	139	265	9	67	149	72	951	12.2
84-85	61	1523	152	332	.458	0	1	.000	67	94	.713	108	280	388	78	190	1	34	63	21	371	6.1
TOT	464	15011	2292	4825	.475	1	18	.056	1239	1613	.768	1197	3025	4222	1030	1603	29	362	948	529	5824	12.6

ADRIAN GRIFFIN - 6-5, 230 - SETON HALL

YEAR	GP	MIN	FGM	FGA	PCT.	3FG	3FGA	PCT.	FTM	FTA	PCT.	OFF.	DEF.	TOT.	AST.	PF	DQ.	STL.	TO	BLK	PTS	AVG.
04-05	69	667	58	161	.360	2	9	.222	33	44	.750	52	94	146	53	78	0	43	30	4	151	2.2
06-07	54	585	61	129	.473	0	6	.000	15	19	.789	40	69	109	59	78	1	32	38	4	137	2.5
07-08	22	222	24	60	.400	0	0	-	3	7	.429	19	18	37	22	19	0	12	16	1	51	2.3
TOT	145	1474	143	350	.409	2	15	.133	51	70	.729	111	181	292	134	175	1	87	84	9	339	2.4

MATT GUOKAS - 6-3, 195 - ST. JOSEPH'S (PA)

YEAR	GP	MIN	FGM	FGA	PCT.	3FG	3FGA	PCT.	FTM	FTA	PCT.	OFF.	DEF.	TOT.	AST.	PF	DQ.	STL.	TO	BLK	PTS	AVG.
70-71	78	2208	206	418	.493	-	-	-	101	138	.732	-	-	157	342	189	1	-	-	-	513	6.6
74-75	82	2089	255	500	.510	-	-	-	78	103	.757	24	115	139	178	154	1	45	-	17	588	7.2
75-76	18	278	36	74	.486	-	-	-	9	11	.818	4	12	16	28	23	0	5	-	1	81	4.5
TOT	178	4575	497	992	.501	-	-	-	188	252	.746	28	127	312	548	366	2	50	-	18	1182	6.6

A.J. GUYTON - 6-2, 185 - INDIANA

YEAR	GP	MIN	FGM	FGA	PCT.	3FG	3FGA	PCT.	FTM	FTA	PCT.	OFF.	DEF.	TOT.	AST.	PF	DQ.	STL.	TO	BLK	PTS	AVG.
00-01	33	630	78	192	.406	27	69	.391	15	18	.833	10	26	36	64	35	0	9	24	5	198	6.0
01-02	45	607	88	244	.361	46	123	.374	22	27	.815	12	32	44	81	23	0	10	37	7	244	5.4
TOT	78	1237	166	436	.381	73	192	.380	37	45	.822	22	58	80	145	58	0	19	61	12	442	5.7

JACK HALEY - 6-10, 242 - UCLA

YEAR	GP	MIN	FGM	FGA	PCT.	3FG	3FGA	PCT.	FTM	FTA	PCT.	OFF.	DEF.	TOT.	AST.	PF	DQ.	STL.	TO	BLK	PTS	AVG.
88-89	51	289	37	78	.474	0	0	-	36	46	.783	21	50	71	10	56	0	11	26	0	110	2.2
89-90	11	58	9	20	.450	0	0	-	7	7	1.000	7	11	18	4	7	0	0	7	1	25	2.3
95-96	1	7	2	6	.333	0	0	-	1	2	.500	1	1	2	0	2	0	0	1	0	5	5.0
TOT	63	354	48	104	.462	0	0	-	44	55	.800	29	62	91	14	65	0	11	34	1	140	2.2

SHALER HALIMON - 6-6, 200 - UTAH STATE

YEAR	GP	MIN	FGM	FGA	PCT.	3FG	3FGA	PCT.	FTM	FTA	PCT.	OFF.	DEF.	TOT.	AST.	PF	DQ.	STL.	TO	BLK	PTS	AVG.
69-70	38	517	96	244	.393	-	-	-	49	73	.671	-	-	68	69	58	0	-	-	-	241	6.3
70-71	2	23	1	8	.125	-	-	-	0	1	.000	-	-	2	4	5	0	-	-	-	2	1.0
TOT	40	540	97	252	.385	-	-	-	49	74	.662	-	-	70	73	63	0	-	-	-	243	6.1

RICHARD HAMILTON - 6-7, 193 - CONNECTICUT

YEAR	GP	MIN	FGM	FGA	PCT.	3FG	3FGA	PCT.	FTM	FTA	PCT.	OFF.	DEF.	TOT.	AST.	PF	DQ.	STL.	TO	BLK	PTS	AVG.
11-12	28	697	140	310	.452	17	46	.370	29	37	.784	20	46	66	84	56	0	12	49	1	326	11.6
12-13	50	1088	204	475	.429	16	52	.308	66	77	.857	16	67	83	119	93	0	24	84	5	490	9.8
TOT	78	1785	344	785	.438	43	98	.439	95	114	.833	36	113	149	203	149	0	36	133	6	816	10.5

BOBBY HANSEN - 6-6, 195 - IOWA

YEAR	GP	MIN	FGM	FGA	PCT.	3FG	3FGA	PCT.	FTM	FTA	PCT.	OFF.	DEF.	TOT.	AST.	PF	DQ.	STL.	TO	BLK	PTS	AVG.
91-92	66	769	75	169	.444	7	25	.280	8	22	.364	15	58	73	68	128	0	26	28	3	165	2.5

GLENN HANSEN - 6-4, 205 - LOUISIANA STATE

YEAR	GP	MIN	FGM	FGA	PCT.	3FG	3FGA	PCT.	FTM	FTA	PCT.	OFF.	DEF.	TOT.	AST.	PF	DQ.	STL.	TO	BLK	PTS	AVG.
77-78	2	4	0	2	.000	-	-	-	0	0	-	0	0	0	0	0	0	0	1	0	0	0.0

REG HARDING - 7-0, 255 - DETROIT EASTERN HS

YEAR	GP	MIN	FGM	FGA	PCT.	3FG	3FGA	PCT.	FTM	FTA	PCT.	OFF.	DEF.	TOT.	AST.	PF	DQ.	STL.	TO	BLK	PTS	AVG.
67-68	14	305	27	71	.380	-	-	-	17	33	.515	-	-	94	18	35	0	-	-	-	71	5.1

RON HARPER - 6-6, 215 - MIAMI (OH)

YEAR	GP	MIN	FGM	FGA	PCT.	3FG	3FGA	PCT.	FTM	FTA	PCT.	OFF.	DEF.	TOT.	AST.	PF	DQ.	STL.	TO	BLK	PTS	AVG.
94-95	77	1536	209	491	.426	31	110	.282	81	131	.618	51	129	180	157	132	1	97	100	27	530	6.9
95-96	80	1886	234	501	.467	28	104	.269	98	139	.705	74	139	213	208	137	0	105	73	32	594	7.4
96-97	76	1740	177	406	.436	68	188	.362	58	82	.707	46	147	193	191	138	0	86	50	38	480	6.3
97-98	82	2284	293	665	.441	16	84	.190	162	216	.750	107	183	290	241	181	0	108	91	48	764	9.3
98-99	35	1107	147	390	.377	27	85	.318	71	101	.703	49	131	180	115	80	0	60	65	35	392	11.2
TOT	350	8553	1060	2453	.432	170	571	.298	470	669	.703	327	729	1056	912	668	1	456	379	180	2760	7.9

ALL-TIME ROSTER WITH STATISTICS

OTHELLA HARRINGTON - G-9, 235 - GEORGETOWN

YEAR	GP	MIN	FGM	FGA	PCT.	3FG	3FGA	PCT.	FTM	FTA	PCT.	OFF.	DEF.	TOT.	AST.	PF	DQ.	STL.	TO	BLK	PTS	AVG.
04-05	70	1271	217	424	.512	0	0	-	127	177	.718	106	186	292	56	188	2	24	84	18	561	8.0
05-06	72	824	135	273	.495	0	0	-	77	123	.626	54	100	154	39	131	1	7	61	13	347	4.8
TOT	142	2095	352	697	.505	0	0	-	204	300	.680	160	286	446	95	319	3	31	145	31	908	6.4

SHAQUILLE HARRISON - G-4, 190 - TULSA

YR	GP	MIN	FGM	FGA	PCT.	3FG	3FGA	PCT.	FTM	FTA	PCT.	OFF.	DEF.	TOT.	AST.	PF	DQ.	STL.	TO	BLK	PTS	AVG.
18-19	73	1430	184	426	.432	24	89	.270	82	123	.667	33	189	222	139	124	0	89	60	30	474	6.5

CLEM HASKINS - G-3, 195 - WESTERN KENTUCKY

YEAR	GP	MIN	FGM	FGA	PCT.	3FG	3FGA	PCT.	FTM	FTA	PCT.	OFF.	DEF.	TOT.	AST.	PF	DQ.	STL.	TO	BLK	PTS	AVG.
67-68	76	1477	273	650	.420	-	-	-	133	202	.658	-	-	227	165	175	1	-	-	-	679	8.9
68-69	79	2874	537	1275	.421	-	-	-	282	361	.781	-	-	359	306	230	0	-	-	-	1356	17.2
69-70	82	3214	668	1486	.450	-	-	-	332	424	.783	-	-	378	624	237	0	-	-	-	1668	20.3
TOT	237	7565	1478	3411	.433	-	-	-	747	987	.757	-	-	964	1095	642	1	-	-	-	3703	15.6

TRENTON HASSELL - G-5, 200 - AUSTIN PEAY

YEAR	GP	MIN	FGM	FGA	PCT.	3FG	3FGA	PCT.	FTM	FTA	PCT.	OFF.	DEF.	TOT.	AST.	PF	DQ.	STL.	TO	BLK	PTS	AVG.
01-02	78	2237	267	628	.425	60	185	.364	87	114	.763	65	190	255	172	184	2	55	101	44	681	8.7
02-03	82	1999	144	392	.367	13	40	.325	41	55	.745	37	218	255	151	197	2	45	83	61	342	4.2
TOT	160	4236	411	1020	.403	73	205	.356	128	169	.757	102	408	510	323	381	4	100	184	105	1023	6.4

HERSEY HAWKINS - G-3, 200 - BRADLEY

YEAR	GP	MIN	FGM	FGA	PCT.	3FG	3FGA	PCT.	FTM	FTA	PCT.	OFF.	DEF.	TOT.	AST.	PF	DQ.	STL.	TO	BLK	PTS	AVG.
99-00	61	1622	159	375	.424	55	141	.390	107	119	.899	31	144	175	134	146	1	74	100	15	480	7.9

GAR HEARD - G-7, 220 - OKLAHOMA

YEAR	GP	MIN	FGM	FGA	PCT.	3FG	3FGA	PCT.	FTM	FTA	PCT.	OFF.	DEF.	TOT.	AST.	PF	DQ.	STL.	TO	BLK	PTS	AVG.
72-73	78	1535	346	815	.425	-	-	-	115	177	.650	-	-	447	58	167	1	-	-	-	807	10.3

BILL HEWITT - G-7, 210 - SOUTHERN CALIFORNIA

YEAR	GP	MIN	FGM	FGA	PCT.	3FG	3FGA	PCT.	FTM	FTA	PCT.	OFF.	DEF.	TOT.	AST.	PF	DQ.	STL.	TO	BLK	PTS	AVG.
74-75	18	467	56	129	.434	-	-	-	14	23	.609	30	86	116	24	46	1	9	-	10	126	7.0

PHIL HICKS - G-7, 205 - TULANE

YEAR	GP	MIN	FGM	FGA	PCT.	3FG	3FGA	PCT.	FTM	FTA	PCT.	OFF.	DEF.	TOT.	AST.	PF	DQ.	STL.	TO	BLK	PTS	AVG.
76-77	35	255	41	87	.471	-	-	-	11	13	.846	25	40	65	23	36	0	7	-	0	93	2.7

ROD HIGGINS - G-7, 215 - FRESNO STATE

YEAR	GP	MIN	FGM	FGA	PCT.	3FG	3FGA	PCT.	FTM	FTA	PCT.	OFF.	DEF.	TOT.	AST.	PF	DQ.	STL.	TO	BLK	PTS	AVG.
82-83	82	2196	313	698	.448	13	41	.317	209	264	.792	159	207	366	175	248	3	66	127	65	848	10.3
83-84	78	1577	193	432	.447	1	22	.045	113	156	.724	87	119	206	116	161	0	49	76	29	500	6.4
84-85	68	942	119	270	.441	10	37	.270	60	90	.667	55	92	147	73	91	0	21	49	13	308	4.5
85-86	5	81	9	23	.391	0	1	.000	5	6	.833	3	4	7	5	11	0	4	2	3	23	4.6
TOT	233	4796	634	1423	.446	24	101	.238	387	516	.750	304	422	726	369	511	3	140	254	110	1679	7.2

KIRK HINRICH - G-3, 190 - KANSAS

YEAR	GP	MIN	FGM	FGA	PCT.	3FG	3FGA	PCT.	FTM	FTA	PCT.	OFF.	DEF.	TOT.	AST.	PF	DQ.	STL.	TO	BLK	PTS	AVG.
03-04	76	2706	318	823	.386	144	369	.390	135	168	.804	42	217	259	517	276	9	101	204	21	915	12.0
04-05	77	2800	445	1122	.397	145	408	.355	171	216	.792	32	272	304	494	244	9	122	176	21	1206	15.7
05-06	81	2955	451	1078	.418	126	341	.370	256	314	.815	29	259	288	514	251	4	94	188	21	1284	15.9
06-07	80	2839	475	1061	.448	140	337	.415	237	284	.835	32	242	274	500	274	5	100	191	23	1327	16.6
07-08	75	2380	330	797	.414	84	240	.350	118	142	.831	28	216	244	452	224	2	87	157	19	862	11.5
08-09	51	1339	183	419	.437	69	189	.408	68	86	.791	16	107	123	197	126	0	66	87	19	503	9.9
09-10	74	2481	308	753	.409	104	280	.371	85	113	.752	24	236	260	330	204	1	85	113	24	805	10.9
12-13	60	1764	159	422	.377	71	182	.390	70	98	.714	16	142	158	314	192	4	63	99	25	459	7.7
13-14	73	2116	243	619	.393	85	242	.351	95	125	.760	31	161	192	286	203	2	80	120	26	666	9.1
15-16	35	555	47	118	.398	23	56	.411	15	16	.938	7	51	58	59	63	1	13	27	1	132	3.8
TOT	748	23545	3101	7593	.408	1049	2792	.376	1285	1612	.797	277	2004	2281	3811	2201	37	857	1435	214	8536	11.4

CRAIG HODGES - G-3, 195 - LONG BEACH STATE

YEAR	GP	MIN	FGM	FGA	PCT.	3FG	3FGA	PCT.	FTM	FTA	PCT.	OFF.	DEF.	TOT.	AST.	PF	DQ.	STL.	TO	BLK	PTS	AVG.
88-89	49	1112	187	394	.475	71	168	.423	45	53	.849	21	63	84	138	82	0	41	52	4	490	10.0
89-90	63	1055	145	331	.438	87	181	.481	30	33	.909	11	42	53	110	87	1	30	30	2	407	6.5
90-91	73	843	148	344	.424	44	115	.383	26	27	.963	10	32	42	97	73	0	34	35	2	362	5.0
91-92	56	555	93	242	.384	36	96	.375	16	17	.941	7	17	24	54	34	0	14	22	1	238	4.3
TOT	241	3565	571	1311	.436	238	560	.425	117	130	.900	49	154	203	399	276	1	119	139	9	1497	6.2

FRED HOIBERG - 6-5, 210 - IOWA STATE

YEAR	GP	MIN	FGM	FGA	PCT.	3FG	3FGA	PCT.	FTM	FTA	PCT.	OFF.	DEF.	TOT.	AST.	PF	DQ.	STL	TO	BLK	PTS	AVG.
99-00	31	845	89	230	.387	32	94	.340	69	76	.908	7	103	110	85	66	0	40	43	2	279	9.0
00-01	74	2247	217	495	.436	103	250	.412	136	157	.866	21	287	308	263	155	0	98	74	12	673	9.1
01-02	79	1408	121	291	.416	24	92	.261	79	94	.840	18	192	210	136	87	2	61	32	5	345	4.4
02-03	63	784	49	126	.389	5	21	.238	41	50	.820	11	126	137	70	59	0	40	25	5	144	2.3
TOT	247	5284	476	1142	.417	164	457	.359	325	377	.862	57	708	765	554	367	2	239	174	24	1441	5.8

RANDY HOLCOMB - 6-9, 225 - FRESNO STATE; SAN DIEGO STATE

YEAR	GP	MIN	FGM	FGA	PCT.	3FG	3FGA	PCT.	FTM	FTA	PCT.	OFF.	DEF.	TOT.	AST.	PF	DQ.	STL	TO	BLK	PTS	AVG.
05-06	4	0	11	1-1	1.000	0	0	-	0	0	-	1	0	1	0	2	0	0	0	0	2	0.5

JUSTIN HOLIDAY - 6-6, 185 - WASHINGTON

YEAR	GP	MIN	FGM	FGA	PCT.	3FG	3FGA	PCT.	FTM	FTA	PCT.	OFF.	DEF.	TOT.	AST.	PF	DQ.	STL	TO	BLK	PTS	AVG.
15-16	27	510	64	155	.413	26	60	.433	22	27	.815	8	55	63	45	40	0	19	26	15	176	6.5
17-18	72	2265	290	782	.371	161	449	.359	135	164	.823	31	260	291	153	134	1	80	93	31	876	12.2
18-19	38	1325	151	394	.383	97	270	.359	41	46	.891	19	150	169	85	79	0	67	47	21	440	11.6
TOT	137	4100	505	1331	.379	284	779	.365	198	237	.835	58	465	523	283	253	1	166	166	67	1492	10.9

WILBUR HOLLAND - 6-0, 175 - NEW ORLEANS

YEAR	GP	MIN	FGM	FGA	PCT.	3FG	3FGA	PCT.	FTM	FTA	PCT.	OFF.	DEF.	TOT.	AST.	PF	DQ.	STL	TO	BLK	PTS	AVG.
76-77	79	2453	509	1120	.454	-	-	-	158	192	.823	78	175	253	253	201	3	169	-	16	1176	14.9
77-78	82	2884	569	1285	.443	-	-	-	223	279	.799	105	189	294	313	258	4	164	223	14	1361	16.6
78-79	82	2483	445	940	.473	-	-	-	141	176	.801	78	176	254	330	240	9	122	185	12	1031	12.6
TOT	243	7820	1523	3345	.455	-	-	-	522	647	.807	261	540	801	896	699	16	455	408	42	3568	14.7

A.W. HOLT - 6-7, 210 - JACKSON STATE

YEAR	GP	MIN	FGM	FGA	PCT.	3FG	3FGA	PCT.	FTM	FTA	PCT.	OFF.	DEF.	TOT.	AST.	PF	DQ.	STL	TO	BLK	PTS	AVG.
70-71	6	14	1	8	.125	-	-	-	2	3	.667	-	-	4	0	1	0	-	-	-	4	0.7

MIKE HOLTON - 6-4, 185 - UCLA

YEAR	GP	MIN	FGM	FGA	PCT.	3FG	3FGA	PCT.	FTM	FTA	PCT.	OFF.	DEF.	TOT.	AST.	PF	DQ.	STL	TO	BLK	PTS	AVG.
85-86	24	447	73	155	.471	1	10	.100	24	38	.632	10	20	30	48	40	1	23	23	0	171	7.1

DENNIS HOPSON - 6-5, 200 - OHIO STATE

YEAR	GP	MIN	FGM	FGA	PCT.	3FG	3FGA	PCT.	FTM	FTA	PCT.	OFF.	DEF.	TOT.	AST.	PF	DQ.	STL	TO	BLK	PTS	AVG.
90-91	61	728	104	244	.426	1	5	.200	55	83	.663	49	60	109	65	79	0	25	59	14	264	4.3
91-92	2	10	1	2	.500	0	0	-	0	0	-	0	0	0	0	2	0	1	0	0	2	1.0
TOT	63	738	105	246	.427	1	5	.200	55	83	.663	49	60	109	65	81	0	26	59	16	266	4.2

LARRY HUGHES - 6-5, 185 - ST. LOUIS

YEAR	GP	MIN	FGM	FGA	PCT.	3FG	3FGA	PCT.	FTM	FTA	PCT.	OFF.	DEF.	TOT.	AST.	PF	DQ.	STL	TO	BLK	PTS	AVG.
07-08	28	810	125	323	.387	24	68	.353	62	80	.775	12	75	87	87	48	0	39	44	6	336	12.0
08-09	30	792	127	308	.412	40	102	.392	67	82	.817	6	88	94	59	51	1	36	36	9	361	12.0
TOT	58	1602	252	631	.399	64	170	.376	129	162	.796	18	163	181	146	99	1	75	80	15	697	12.0

JOHN HUMMER - 6-9, 230 - PRINCETON

YEAR	GP	MIN	FGM	FGA	PCT.	3FG	3FGA	PCT.	FTM	FTA	PCT.	OFF.	DEF.	TOT.	AST.	PF	DQ.	STL	TO	BLK	PTS	AVG.
73-74	18	186	23	46	.500	-	-	-	14	28	.500	13	24	37	13	30	0	3	-	1	60	3.3

LINDSEY HUNTER - 6-2, 195 - ALCON STATE; JACKSON STATE

YEAR	GP	MIN	FGM	FGA	PCT.	3FG	3FGA	PCT.	FTM	FTA	PCT.	OFF.	DEF.	TOT.	AST.	PF	DQ.	STL	TO	BLK	PTS	AVG.
08-09	28	266	27	82	.329	16	48	.333	3	5	.600	2	10	12	37	28	0	20	19	1	73	2.6
09-10	13	122	5	30	.167	1	13	.077	2	2	1.000	1	13	14	9	12	0	1	4	0	13	1.0
TOT	41	388	32	112	.286	17	61	.279	5	7	.714	3	23	26	46	40	0	21	23	1	86	2.2

CHANDLER HUTCHISON - 6-7, 197 - BOISE STATE

YR	GP	MIN	FGM	FGA	PCT.	3FG	3FGA	PCT.	FTM	FTA	PCT.	OFF.	DEF.	TOT.	AST.	PF	DQ.	STL	TO	BLK	PTS	AVG.
18-19	44	895	96	209	.459	14	50	.280	23	38	.605	31	154	185	34	59	0	23	25	6	229	5.2

TRACY JACKSON - 6-6, 215 - NOTRE DAME

YEAR	GP	MIN	FGM	FGA	PCT.	3FG	3FGA	PCT.	FTM	FTA	PCT.	OFF.	DEF.	TOT.	AST.	PF	DQ.	STL	TO	BLK	PTS	AVG.
81-82	38	412	69	146	.473	0	0	-	32	39	.821	28	23	51	22	43	0	11	18	3	170	4.5
82-83	78	1309	199	426	.467	2	13	.154	92	126	.730	87	92	179	105	132	0	64	83	11	492	6.3
TOT	116	1721	268	572	.469	2	13	.154	124	165	.752	115	115	230	127	175	0	75	101	14	662	5.7

ALL-TIME ROSTER WITH STATISTICS

MIKE JAMES - G-2, 188 - DUQUESNE

YEAR	GP	MIN	FGM	FGA	PCT.	3FG	3FGA	PCT.	FTM	FTA	PCT.	OFF.	DEF.	TOT.	AST.	PF	DQ.	STL.	TO	BLK	PTS	AVG.
11-12	11	120	20	49	.408	6	10	.600	7	8	.875	2	8	10	29	20	2	4	14	2	53	4.8
13-14	11	77	5	21	.238	1	5	.200	0	2	.000	0	7	7	17	11	0	2	5	0	11	1.0
TOT	22	197	25	70	.357	7	15	.467	7	10	.700	2	15	17	46	31	2	6	19	2	64	2.9

CHRIS JEFFERIES - G-8, 230 - ARKANSAS; FRESNO STATE

YEAR	GP	MIN	FGM	FGA	PCT.	3FG	3FGA	PCT.	FTM	FTA	PCT.	OFF.	DEF.	TOT.	AST.	PF	DQ.	STL.	TO	BLK	PTS	AVG.
03-04	19	187	24	66	.364	16	39	.410	12	19	.632	5	23	28	6	36	0	4	18	7	76	4.0

DAVE JOHNSON - G-7, 210 - SYRACUSE

YEAR	GP	MIN	FGM	FGA	PCT.	3FG	3FGA	PCT.	FTM	FTA	PCT.	OFF.	DEF.	TOT.	AST.	PF	DQ.	STL.	TO	BLK	PTS	AVG.
93-94	17	119	17	54	.315	0	1	.000	13	21	.619	9	7	16	4	7	0	4	9	0	47	2.8

JAMES JOHNSON - G-9, 245 - WAKE FOREST

YEAR	GP	MIN	FGM	FGA	PCT.	3FG	3FGA	PCT.	FTM	FTA	PCT.	OFF.	DEF.	TOT.	AST.	PF	DQ.	STL.	TO	BLK	PTS	AVG.
09-10	65	757	95	210	.452	15	46	.326	51	70	.729	34	94	128	48	126	3	21	62	43	256	3.9
10-11	13	123	17	41	.415	2	9	.222	6	13	.462	6	18	24	14	25	1	8	18	9	42	3.2
TOT	78	880	112	251	.446	17	55	.309	57	83	.687	40	112	152	62	151	4	29	80	52	298	3.8

LINTON JOHNSON III - G-8, 205 - TULANE

YEAR	GP	MIN	FGM	FGA	PCT.	3FG	3FGA	PCT.	FTM	FTA	PCT.	OFF.	DEF.	TOT.	AST.	PF	DQ.	STL.	TO	BLK	PTS	AVG.
03-04	41	734	72	203	.355	7	33	.212	22	37	.595	59	124	183	27	90	2	37	37	32	173	4.2
08-09	8	42	4	11	.364	1	2	.500	0	0	-	3	5	8	2	6	0	1	2	0	9	1.1
TOT	49	776	76	214	.355	8	35	.229	22	37	.595	62	129	191	29	96	2	38	39	32	182	3.7

MICKEY JOHNSON - G-10, 190 - AURORA

YEAR	GP	MIN	FGM	FGA	PCT.	3FG	3FGA	PCT.	FTM	FTA	PCT.	OFF.	DEF.	TOT.	AST.	PF	DQ.	STL.	TO	BLK	PTS	AVG.
74-75	38	291	53	118	.449	-	-	-	37	58	.638	32	62	94	20	57	1	10	-	11	143	3.8
75-76	81	2390	478	1033	.463	-	-	-	283	360	.786	279	479	758	130	292	8	93	-	66	1239	15.3
76-77	81	2847	538	1205	.446	-	-	-	324	407	.796	297	531	828	195	315	10	103	-	64	1400	17.3
77-78	81	2870	561	1215	.462	-	-	-	362	446	.812	218	520	738	267	317	8	92	270	68	1484	18.3
78-79	82	2584	496	1105	.449	-	-	-	273	329	.830	193	434	627	380	286	9	88	312	59	1265	15.4
TOT	363	10992	2126	4676	.455	-	-	-	1279	1600	.799	1019	2026	3045	992	1267	36	386	582	268	5531	15.2

OLLIE JOHNSON - G-6, 200 - TEMPLE

YEAR	GP	MIN	FGM	FGA	PCT.	3FG	3FGA	PCT.	FTM	FTA	PCT.	OFF.	DEF.	TOT.	AST.	PF	DQ.	STL.	TO	BLK	PTS	AVG.
78-79	71	1734	281	540	.520	-	-	-	88	110	.800	58	169	227	163	182	2	54	114	33	650	9.2
79-80	79	1635	262	527	.497	1	11	.091	82	93	.882	50	113	163	161	165	0	59	96	24	607	7.7
TOT	150	3269	543	1067	.509	1	11	.091	170	203	.837	108	282	390	324	347	2	113	210	57	1257	8.4

STEVE JOHNSON - G-10, 235 - OREGON STATE

YEAR	GP	MIN	FGM	FGA	PCT.	3FG	3FGA	PCT.	FTM	FTA	PCT.	OFF.	DEF.	TOT.	AST.	PF	DQ.	STL.	TO	BLK	PTS	AVG.
83-84	31	594	113	198	.571	0	0	-	64	110	.582	68	98	166	18	119	8	15	59	21	290	9.4
84-85	74	1659	281	516	.545	0	3	.000	181	252	.718	146	291	437	64	265	7	37	151	62	743	10.0
TOT	105	2253	394	714	.552	0	3	.000	245	362	.677	214	389	603	82	384	15	52	210	83	1033	9.8

ANTHONY JONES - G-6, 195 - GEORGETOWN; NEVADA-LAS VEGAS

YEAR	GP	MIN	FGM	FGA	PCT.	3FG	3FGA	PCT.	FTM	FTA	PCT.	OFF.	DEF.	TOT.	AST.	PF	DQ.	STL.	TO	BLK	PTS	AVG.
88-89	8	65	5	15	.333	0	1	.000	2	2	1.000	4	4	8	4	7	0	2	1	1	12	1.5

CALDWELL JONES - G-11, 230 - ALBANY STATE (GA)

YEAR	GP	MIN	FGM	FGA	PCT.	3FG	3FGA	PCT.	FTM	FTA	PCT.	OFF.	DEF.	TOT.	AST.	PF	DQ.	STL.	TO	BLK	PTS	AVG.
84-85	42	885	53	115	.461	0	2	.000	36	47	.766	49	162	211	34	125	3	12	40	31	142	3.4

CHARLES JONES - G-9, 215 - ALBANY STATE (GA)

YEAR	GP	MIN	FGM	FGA	PCT.	3FG	3FGA	PCT.	FTM	FTA	PCT.	OFF.	DEF.	TOT.	AST.	PF	DQ.	STL.	TO	BLK	PTS	AVG.
84-85	3	29	2	4	.500	0	0	-	4	6	.667	2	4	6	1	6	0	0	4	5	8	2.7

CHARLES JONES - G-3, 180 - RUTGERS; LONG ISLAND UNIVERSITY

YEAR	GP	MIN	FGM	FGA	PCT.	3FG	3FGA	PCT.	FTM	FTA	PCT.	OFF.	DEF.	TOT.	AST.	PF	DQ.	STL.	TO	BLK	PTS	AVG.
98-99	29	476	39	123	.317	19	61	.311	11	22	.500	9	33	42	41	30	0	18	29	5	108	3.7

DWIGHT JONES - 6-10, 210 - HOUSTON

YEAR	GP	MIN	FGM	FGA	PCT.	3FG	3FGA	PCT.	FTM	FTA	PCT.	OFF.	DEF.	TOT.	AST.	PF	DQ.	STL.	TO	BLK	PTS	AVG.
79-80	53	1170	207	387	.535	0	0	-	119	165	.721	83	213	296	90	159	0	24	102	37	533	10.1
80-81	81	1574	245	507	.483	0	0	-	125	161	.776	127	274	401	99	200	1	40	126	36	615	7.6
81-82	78	2040	303	572	.530	1	1	1.000	172	238	.723	156	351	507	114	217	0	49	155	36	779	10.0
82-83	49	673	86	193	.446	0	0	-	47	75	.627	56	139	195	40	90	0	18	66	14	219	4.5
TOT	261	5457	841	1659	.507	1	1	1.000	463	639	.725	422	977	1399	343	666	1	131	449	123	2146	8.2

MICHAEL JORDAN - 6-6, 216 - NORTH CAROLINA

YEAR	GP	MIN	FGM	FGA	PCT.	3FG	3FGA	PCT.	FTM	FTA	PCT.	OFF.	DEF.	TOT.	AST.	PF	DQ.	STL.	TO	BLK	PTS	AVG.
84-85	82	3144	837	1625	.515	9	52	.173	630	746	.845	167	367	534	481	285	4	196	291	69	2313	28.2
85-86	18	451	150	328	.457	3	18	.167	105	125	.840	23	41	64	53	46	0	37	45	21	408	22.7
86-87	82	3281	1098	2279	.482	12	66	.182	833	972	.857	166	264	430	377	237	0	236	272	125	3041	37.1
87-88	82	3311	1069	1998	.535	7	53	.132	723	860	.841	139	310	449	485	270	2	259	252	131	2868	35.0
88-89	81	3255	966	1795	.538	27	98	.276	674	793	.850	149	503	652	650	247	2	234	290	65	2633	32.5
89-90	82	3197	1034	1964	.526	92	245	.376	593	699	.848	143	422	565	519	241	0	227	247	54	2753	33.6
90-91	82	3034	990	1837	.539	29	93	.312	571	671	.851	118	374	492	453	229	1	223	202	83	2580	31.5
91-92	80	3102	943	1818	.519	27	100	.270	491	590	.832	91	420	511	489	201	1	182	200	75	2404	30.1
92-93	78	3067	992	2003	.495	81	230	.352	476	569	.837	135	387	522	428	188	0	221	207	61	2541	32.6
94-95	17	668	166	404	.411	16	32	.500	109	136	.801	25	92	117	90	47	0	30	35	13	457	26.9
95-96	82	3090	916	1850	.495	111	260	.427	548	657	.834	148	395	543	352	195	0	180	197	42	2491	30.4
96-97	82	3106	920	1892	.486	111	297	.374	480	576	.833	113	369	482	352	156	0	140	166	44	2431	29.6
97-98	82	3181	881	1893	.465	30	126	.238	565	721	.784	130	345	475	283	151	0	141	185	45	2357	28.7
TOT	930	35887	10962	21686	.505	555	1670	.332	6798	8115	.838	1547	4289	5836	5012	2493	10	2306	2589	828	29277	31.5

BOB KAUFFMAN - 6-8, 240 - GUILFORD

YEAR	GP	MIN	FGM	FGA	PCT.	3FG	3FGA	PCT.	FTM	FTA	PCT.	OFF.	DEF.	TOT.	AST.	PF	DQ.	STL.	TO	BLK	PTS	AVG.
68-70	64	775	94	221	.425	-	-	-	88	123	.715	-	-	211	76	117	1	-	-	-	276	4.3

LARRY KENON - 6-9, 210 - MEMPHIS

YEAR	GP	MIN	FGM	FGA	PCT.	3FG	3FGA	PCT.	FTM	FTA	PCT.	OFF.	DEF.	TOT.	AST.	PF	DQ.	STL.	TO	BLK	PTS	AVG.
80-81	77	2161	454	946	.480	0	0	-	180	245	.735	179	219	398	120	160	2	75	161	18	1088	14.1
81-82	60	1036	192	412	.466	0	0	-	50	88	.568	72	108	180	65	71	0	30	82	7	434	7.2
82-83	5	25	2	6	.333	0	0	-	0	0	-	1	3	4	0	2	0	1	2	0	4	0.8
TOT	142	3222	648	1364	.475	0	0	-	230	333	.691	252	330	582	185	233	2	106	245	25	1526	10.7

STEVE KERR - 6-3, 180 - ARIZONA

YEAR	GP	MIN	FGM	FGA	PCT.	3FG	3FGA	PCT.	FTM	FTA	PCT.	OFF.	DEF.	TOT.	AST.	PF	DQ.	STL.	TO	BLK	PTS	AVG.
93-94	82	2036	287	577	.497	52	124	.419	83	97	.856	26	105	131	210	97	0	75	57	3	709	8.6
94-95	82	1839	261	495	.527	89	170	.524	63	81	.778	20	99	119	151	114	0	44	48	3	674	8.2
95-96	82	1919	244	482	.506	122	237	.515	78	84	.929	25	85	110	192	109	0	63	42	2	688	8.4
96-97	82	1861	249	467	.533	110	237	.464	54	67	.806	29	101	130	175	98	0	67	43	3	662	8.1
97-98	50	1119	137	302	.454	57	130	.438	45	49	.918	14	63	77	96	71	0	26	27	5	376	7.5
TOT	378	8774	1178	2323	.507	430	898	.479	323	378	.854	114	453	567	824	489	0	275	217	16	3109	8.2

LARI KETNER - 6-10, 285 - MASSACHUSETTS

YEAR	GP	MIN	FGM	FGA	PCT.	3FG	3FGA	PCT.	FTM	FTA	PCT.	OFF.	DEF.	TOT.	AST.	PF	DQ.	STL.	TO	BLK	PTS	AVG.
99-00	6	41	4	10	.400	0	0	-	2	2	1.000	0	7	7	1	8	1	1	3	1	10	1.7

VIKTOR KHRYAPA - 6-9, 218 - RUSSIA

YEAR	GP	MIN	FGM	FGA	PCT.	3FG	3FGA	PCT.	FTM	FTA	PCT.	OFF.	DEF.	TOT.	AST.	PF	DQ.	STL.	TO	BLK	PTS	AVG.
06-07	33	231	27	70	.386	0	6	.000	19	26	.731	20	37	57	21	53	0	10	16	1	73	2.2
07-08	9	105	12	31	.387	0	1	.000	8	14	.571	6	14	20	8	11	0	6	6	0	32	3.6
TOT	42	236	39	101	.386	0	7	.000	27	40	.675	26	51	77	29	64	0	16	22	1	105	2.5

SEAN KILPATRICK - 6-4, 210 - CINCINNATI

YEAR	GP	MIN	FGM	FGA	PCT.	3FG	3FGA	PCT.	FTM	FTA	PCT.	OFF.	DEF.	TOT.	AST.	PF	DQ.	STL.	TO	BLK	PTS	AVG.
17-18	9	214	47	107	.439	19	48	.396	26	32	.813	3	22	25	13	8	0	6	12	3	139	15.4

JIM KING - 6-2, 175 - TULSA

YEAR	GP	MIN	FGM	FGA	PCT.	3FG	3FGA	PCT.	FTM	FTA	PCT.	OFF.	DEF.	TOT.	AST.	PF	DQ.	STL.	TO	BLK	PTS	AVG.
70-71	55	645	100	228	.439	-	-	-	64	79	.810	-	-	68	78	55	0	-	-	-	264	4.8
71-72	73	1017	162	356	.455	-	-	-	89	113	.788	-	-	81	101	103	0	-	-	-	413	5.7
72-73	65	785	116	263	.441	-	-	-	44	52	.846	-	-	76	81	76	0	-	-	-	276	4.2
TOT	193	2447	378	847	.446	-	-	-	197	244	.807	-	-	225	260	234	0	-	-	-	953	4.9

ALL-TIME ROSTER WITH STATISTICS

STACEY KING - G-11, 250 - OKLAHOMA

YEAR	GP	MIN	FGM	FBA	PCT.	3FG	3FGA	PCT.	FTM	FTA	PCT.	OFF.	DEF.	TOT.	AST.	PF	DQ.	STL.	TO	BLK	PTS	AVG.
89-90	82	1777	267	530	.504	0	1	.000	194	267	.727	169	215	384	87	215	0	38	119	58	728	8.9
90-91	76	1198	156	334	.467	0	2	.000	107	152	.704	72	136	208	65	134	0	24	91	42	419	5.5
91-92	79	1268	215	425	.506	2	5	.400	119	158	.753	87	118	205	77	129	0	21	76	25	551	7.0
92-93	76	1059	160	340	.471	2	6	.333	86	122	.705	105	102	207	71	128	0	26	70	20	408	5.4
93-94	31	537	68	171	.398	0	2	.000	36	53	.679	50	82	132	39	64	1	18	43	12	172	5.5
TOT	344	5839	866	1800	.481	4	16	.250	542	752	.721	483	653	1136	339	670	1	127	399	157	2278	6.6

JOE KLEINE - 7-0, 271 - NOTRE DAME; ARKANSAS

YEAR	GP	MIN	FGM	FBA	PCT.	3FG	3FGA	PCT.	FTM	FTA	PCT.	OFF.	DEF.	TOT.	AST.	PF	DQ.	STL.	TO	BLK	PTS	AVG.
97-98	46	397	39	106	.368	0	0	-	15	18	.833	27	50	77	30	63	0	4	28	5	93	2.0

DON KOJIS - G-3, 215 - MARQUETTE

YEAR	GP	MIN	FGM	FBA	PCT.	3FG	3FGA	PCT.	FTM	FTA	PCT.	OFF.	DEF.	TOT.	AST.	PF	DQ.	STL.	TO	BLK	PTS	AVG.
66-67	78	1655	329	773	.426	-	-	-	134	222	.604	-	-	479	70	204	3	-	-	-	792	10.2

KYLE KORVER - G-7, 212 - CREIGHTON

YEAR	GP	MIN	FGM	FBA	PCT.	3FG	3FGA	PCT.	FTM	FTA	PCT.	OFF.	DEF.	TOT.	AST.	PF	DQ.	STL.	TO	BLK	PTS	AVG.
10-11	82	1649	242	557	.434	120	289	.415	77	87	.885	12	138	150	124	156	0	35	60	20	681	8.3
11-12	65	1469	178	412	.432	118	271	.435	55	66	.833	26	133	159	112	110	0	36	53	15	529	8.1
TOT	147	3118	420	969	.433	238	560	.425	132	153	.863	38	271	309	236	266	0	71	113	35	1210	8.2

TOM KROPP - G-3, 205 - NEBRASKA-KEARNEY

YEAR	GP	MIN	FGM	FBA	PCT.	3FG	3FGA	PCT.	FTM	FTA	PCT.	OFF.	DEF.	TOT.	AST.	PF	DQ.	STL.	TO	BLK	PTS	AVG.
76-77	53	480	73	152	.480	-	-	-	28	41	.683	21	26	47	39	77	1	18	-	1	174	3.3

LARRY KRYSTKOWIAK - G-9, 240 - MONTANA

YEAR	GP	MIN	FGM	FBA	PCT.	3FG	3FGA	PCT.	FTM	FTA	PCT.	OFF.	DEF.	TOT.	AST.	PF	DQ.	STL.	TO	BLK	PTS	AVG.
94-95	19	287	28	72	.389	0	0	-	27	30	.900	19	40	59	26	34	0	9	25	2	83	4.4

TONI KUKOC - G-11, 235 - CROATIA

YEAR	GP	MIN	FGM	FBA	PCT.	3FG	3FGA	PCT.	FTM	FTA	PCT.	OFF.	DEF.	TOT.	AST.	PF	DQ.	STL.	TO	BLK	PTS	AVG.
93-94	75	1808	313	726	.431	32	118	.271	156	210	.743	98	199	297	252	122	0	81	167	33	814	10.9
94-95	81	2584	487	967	.504	62	198	.313	235	314	.748	155	285	440	372	163	1	102	165	16	1271	15.7
95-96	81	2103	386	787	.490	87	216	.403	206	267	.772	115	208	323	287	150	0	64	114	28	1065	13.1
96-97	57	1610	285	605	.471	50	151	.331	134	174	.770	94	167	261	256	97	1	60	91	29	754	13.3
97-98	74	2235	383	841	.455	63	174	.362	155	219	.708	121	206	327	314	149	0	76	154	37	984	13.3
98-99	44	1654	315	750	.420	39	137	.285	159	215	.740	65	245	310	235	82	0	49	121	11	828	18.8
99-00	24	868	148	388	.381	18	78	.231	118	155	.761	37	93	130	124	51	0	44	75	19	432	18.0
TOT	436	12862	2317	5064	.458	351	1072	.327	1163	1554	.748	685	1403	2088	1840	814	2	476	887	173	6148	14.1

MARK LANDSBERGER - G-8, 225 - MINNESOTA; ARIZONA STATE

YEAR	GP	MIN	FGM	FBA	PCT.	3FG	3FGA	PCT.	FTM	FTA	PCT.	OFF.	DEF.	TOT.	AST.	PF	DQ.	STL.	TO	BLK	PTS	AVG.
77-78	62	926	127	251	.506	-	-	-	91	157	.580	110	191	301	41	78	0	21	69	6	345	5.6
78-79	80	1959	278	585	.475	-	-	-	91	194	.469	292	450	742	68	125	0	27	149	22	647	8.1
79-80	54	1136	183	346	.529	0	0	-	87	166	.524	157	293	450	32	113	1	23	75	17	453	8.4
TOT	196	4021	588	1182	.497	0	0	-	269	517	.520	559	934	1493	141	316	1	71	293	45	1445	7.4

ANDREW LANG - G-11, 275 - ARKANSAS

YEAR	GP	MIN	FGM	FBA	PCT.	3FG	3FGA	PCT.	FTM	FTA	PCT.	OFF.	DEF.	TOT.	AST.	PF	DQ.	STL.	TO	BLK	PTS	AVG.
98-99	21	386	32	99	.323	0	0	-	16	23	.696	33	60	93	13	43	0	5	17	12	80	3.8

ACIE LAW - G-3, 202 - TEXAS A&M

YEAR	GP	MIN	FGM	FBA	PCT.	3FG	3FGA	PCT.	FTM	FTA	PCT.	OFF.	DEF.	TOT.	AST.	PF	DQ.	STL.	TO	BLK	PTS	AVG.
09-10	12	135	21	45	.467	4	12	.333	30	27	.741	3	11	14	16	8	0	4	12	0	66	5.5

RUSTY LARUE - G-3, 185 - WAKE FOREST

YEAR	GP	MIN	FGM	FBA	PCT.	3FG	3FGA	PCT.	FTM	FTA	PCT.	OFF.	DEF.	TOT.	AST.	PF	DQ.	STL.	TO	BLK	PTS	AVG.
97-98	14	140	20	49	.408	4	16	.250	5	8	.625	1	7	8	5	12	0	3	6	1	49	3.5
98-99	43	732	78	217	.359	30	89	.337	17	17	1.000	9	47	56	63	66	0	33	34	3	203	4.7
99-00	4	129	15	43	.349	2	14	.143	5	7	.714	1	9	10	11	9	0	7	7	0	37	9.3
TOT	61	1001	113	309	.366	36	119	.303	27	32	.844	11	63	74	79	87	0	43	47	4	289	4.7

JOHN LASKOWSKI - 6-6, 190 - INDIANA

YEAR	GP	MIN	FGM	FGA	PCT.	3FG	3FGA	PCT.	FTM	FTA	PCT.	OFF.	DEF.	TOT.	AST.	PF	DQ.	STL	TO	BLK	PTS	AVG.
75-76	71	1570	284	690	.412	-	-	-	87	120	.725	52	167	219	55	90	0	56	-	10	655	9.2
76-77	47	562	75	212	.354	-	-	-	27	30	.900	16	47	63	44	22	0	32	-	2	177	3.8
TOT	118	2132	359	902	.398	-	-	-	114	150	.760	68	214	282	99	112	0	88	-	12	832	7.1

JOFFREY LAUVERGNE - 6-11, 220 - FRANCE

YEAR	GP	MIN	FGM	FGA	PCT.	3FG	3FGA	PCT.	FTM	FTA	PCT.	OFF.	DEF.	TOT.	AST.	PF	DQ.	STL	TO	BLK	PTS	AVG.
16-17	20	241	37	92	.402	6	20	.300	9	15	.600	21	47	68	19	12	1	7	16	0	89	4.5

ZACH LAVINE - 6-5, 208 - UCLA

YEAR	GP	MIN	FGM	FGA	PCT.	3FG	3FGA	PCT.	FTM	FTA	PCT.	OFF.	DEF.	TOT.	AST.	PF	DQ.	STL	TO	BLK	PTS	AVG.
17-18	24	656	136	355	.383	42	123	.341	87	107	.813	9	85	94	72	55	0	24	43	4	401	16.7
18-19	63	2171	530	1135	.467	120	321	.374	312	375	.832	40	254	294	283	140	1	60	215	26	1492	23.7
TOT	87	2827	666	1490	.441	162	444	.365	399	482	.828	49	339	388	355	195	1	84	258	30	1893	21.8

WALT LEMON JR. - 6-3, 180 - BRADLEY

YR	GP	MIN	FGM	FGA	PCT.	3FG	3FGA	PCT.	FTM	FTA	PCT.	OFF.	DEF.	TOT.	AST.	PF	DQ.	STL	TO	BLK	PTS	AVG.
18-19	6	167	38	87	.437	2	5	.400	8	11	.727	4	23	27	30	14	0	11	10	1	86	14.3

RONNIE LESTER - 6-2, 175 - IOWA

YEAR	GP	MIN	FGM	FGA	PCT.	3FG	3FGA	PCT.	FTM	FTA	PCT.	OFF.	DEF.	TOT.	AST.	PF	DQ.	STL	TO	BLK	PTS	AVG.
80-81	8	83	10	24	.417	0	0	-	10	11	.909	3	3	6	7	5	0	2	9	0	30	3.8
81-82	75	2252	329	657	.501	4	8	.500	208	256	.813	75	138	213	362	158	2	80	185	14	870	11.6
82-83	65	1437	202	446	.453	0	5	.000	124	171	.725	46	126	172	332	121	2	51	134	6	528	8.1
83-84	43	687	78	188	.415	1	5	.200	75	87	.862	20	26	46	168	59	1	30	72	6	232	5.4
TOT	191	4459	619	1315	.471	5	18	.278	417	525	.784	144	293	437	869	343	5	163	400	26	1660	8.7

CLIFFORD LETT - 6-3, 170 - FLORIDA

YEAR	GP	MIN	FGM	FGA	PCT.	3FG	3FGA	PCT.	FTM	FTA	PCT.	OFF.	DEF.	TOT.	AST.	PF	DQ.	STL	TO	BLK	PTS	AVG.
89-90	4	28	2	8	.250	0	0	-	0	0	-	0	0	0	1	8	0	0	2	0	4	1.0

CLIFF LIVINGSTON - 6-8, 225 - WICHITA STATE

YEAR	GP	MIN	FGM	FGA	PCT.	3FG	3FGA	PCT.	FTM	FTA	PCT.	OFF.	DEF.	TOT.	AST.	PF	DQ.	STL	TO	BLK	PTS	AVG.
90-91	78	1013	127	282	.450	1	4	.250	59	91	.648	99	126	225	56	143	0	29	50	43	314	4.0
91-92	79	1020	125	251	.498	1	6	.167	60	96	.625	109	118	227	66	134	0	27	42	45	311	3.9
TOT	157	2033	252	533	.473	2	10	.200	119	187	.636	208	244	452	122	277	0	56	92	88	625	4.0

RANDY LIVINGSTON - 6-4, 209 - LOUISIANA STATE

YEAR	GP	MIN	FGM	FGA	PCT.	3FG	3FGA	PCT.	FTM	FTA	PCT.	OFF.	DEF.	TOT.	AST.	PF	DQ.	STL	TO	BLK	PTS	AVG.
05-06	5	22	0	2	.000	-	-	-	-	-	-	1	3	4	1	6	0	1	1	0	0	0.0

SCOTT LLOYD - 6-10, 230 - ARIZONA STATE

YEAR	GP	MIN	FGM	FGA	PCT.	3FG	3FGA	PCT.	FTM	FTA	PCT.	OFF.	DEF.	TOT.	AST.	PF	DQ.	STL	TO	BLK	PTS	AVG.
78-79	67	465	42	120	.350	-	-	-	27	47	.574	48	45	93	32	86	0	9	43	8	111	1.7

LUC LONGLEY - 7-2, 260 - NEW MEXICO

YEAR	GP	MIN	FGM	FGA	PCT.	3FG	3FGA	PCT.	FTM	FTA	PCT.	OFF.	DEF.	TOT.	AST.	PF	DQ.	STL	TO	BLK	PTS	AVG.
93-94	27	513	85	176	.483	0	0	-	34	45	.756	42	96	138	63	85	2	10	40	21	204	7.6
94-95	55	1001	135	302	.447	0	2	.000	88	107	.882	82	181	263	73	177	5	24	86	45	358	6.5
95-96	62	1641	242	502	.482	0	0	-	80	103	.777	104	214	318	119	223	4	22	114	84	564	9.1
96-97	59	1472	221	485	.456	0	2	.000	95	120	.792	121	211	332	141	191	5	23	111	66	537	9.1
97-98	58	1703	277	609	.455	0	0	-	109	148	.736	113	228	341	161	206	7	34	130	62	663	11.4
TOT	281	6330	960	2074	.463	0	4	.000	406	523	.776	462	930	1392	557	882	23	113	481	278	2326	8.9

ROBIN LOPEZ - 7-0, 277 - STANFORD

YEAR	GP	MIN	FGM	FGA	PCT.	3FG	3FGA	PCT.	FTM	FTA	PCT.	OFF.	DEF.	TOT.	AST.	PF	DQ.	STL	TO	BLK	PTS	AVG.
16-17	81	2271	382	775	.493	0	2	.000	75	104	.721	244	276	520	80	151	0	18	91	117	839	10.4
17-18	64	1690	342	645	.530	4	14	.286	68	90	.756	134	156	290	124	109	1	14	107	53	756	11.8
18-19	74	1606	304	535	.568	7	31	.226	89	123	.724	140	146	286	89	124	0	11	96	78	704	9.5
TOT	219	5567	1028	1955	.526	11	47	.234	232	317	.732	518	578	1096	293	384	1	43	294	248	2299	10.5

ALL-TIME ROSTER WITH STATISTICS

BOB LOVE - 6-8, 215 - SOUTHERN UNIVERSITY

YEAR	GP	MIN	FGM	FGA	PCT.	3FG	3FGA	PCT.	FTM	FTA	PCT.	OFF.	DEF.	TOT.	AST.	PF	DQ.	STL.	TO	BLK	PTS	AVG.
68-69	35	315	69	166	.416	-	-	-	42	58	.724	-	-	86	14	37	0	-	-	-	180	5.1
69-70	82	3123	640	1373	.466	-	-	-	442	525	.842	-	-	712	148	269	0	-	-	-	1722	21.0
70-71	81	3482	765	1710	.447	-	-	-	513	619	.829	-	-	690	185	269	0	-	-	-	2043	25.2
71-72	79	3108	819	1854	.442	-	-	-	399	509	.784	-	-	518	125	235	2	-	-	-	2037	25.8
72-73	82	3033	774	1794	.431	-	-	-	347	421	.824	-	-	532	119	240	1	-	-	-	1895	23.1
73-74	82	3292	731	1752	.417	-	-	-	323	395	.818	183	309	492	130	221	1	84	-	28	1785	21.8
74-75	61	2401	539	1256	.429	-	-	-	264	318	.830	99	286	385	102	209	3	63	-	12	1342	22.0
75-76	76	2823	543	1391	.390	-	-	-	362	452	.801	191	319	510	145	233	3	63	-	10	1448	19.1
76-77	14	486	68	201	.338	-	-	-	35	46	.761	38	35	73	23	47	1	8	-	2	171	12.2
TOT	582	22073	4948	11497	.430	-	-	-	2727	3343	.816	511	949	3998	9991	1741	13	218	-	52	12623	21.3

JOHN LUCAS III - 5-11, 165 - BAYLOR; OKLAHOMA STATE

YEAR	GP	MIN	FGM	FGA	PCT.	3FG	3FGA	PCT.	FTM	FTA	PCT.	OFF.	DEF.	TOT.	AST.	PF	DQ.	STL.	TO	BLK	PTS	AVG.
10-11	2	10	1	3	.333	0	1	.000	0	2	.000	0	0	0	1	0	0	0	0	0	2	1.0
11-12	49	726	143	358	.399	55	140	.393	28	32	.875	22	54	76	108	42	0	19	42	1	369	7.5
TOT	51	736	144	361	.399	55	141	.390	28	34	.824	22	54	76	109	42	0	19	42	1	371	7.3

TIMOTHE LUWAWU-CABARROT - 6-5, 210 - FRANCE

YR	GP	MIN	FGM	FGA	PCT.	3FG	3FGA	PCT.	FTM	FTA	PCT.	OFF.	DEF.	TOT.	AST.	PF	DQ.	STL.	TO	BLK	PTS	AVG.
18-19	29	546	69	175	.394	31	94	.330	27	35	.771	7	72	79	22	59	0	15	16	7	196	6.8

OLIVER MACK - 6-3, 195 - EAST CAROLINA

YEAR	GP	MIN	FGM	FGA	PCT.	3FG	3FGA	PCT.	FTM	FTA	PCT.	OFF.	DEF.	TOT.	AST.	PF	DQ.	STL.	TO	BLK	PTS	AVG.
79-80	23	526	77	149	.517	0	4	.000	23	33	.697	25	24	49	33	34	0	20	26	3	183	8.0
80-81	3	16	1	6	.167	0	0	-	1	2	.500	0	1	1	1	3	0	1	0	0	3	1.0
TOT	26	542	78	155	.503	0	4	.000	24	35	.686	25	25	50	34	37	0	21	26	3	186	7.2

KYLE MACY - 6-3, 175 - PURDUE; KENTUCKY

YEAR	GP	MIN	FGM	FGA	PCT.	3FG	3FGA	PCT.	FTM	FTA	PCT.	OFF.	DEF.	TOT.	AST.	PF	DQ.	STL.	TO	BLK	PTS	AVG.
85-86	82	2426	285	592	.483	58	140	.414	73	90	.811	41	137	178	446	201	1	81	117	11	703	8.6

MATT MALONEY - 6-3, 200 - VANDERBILT; PENNSYLVANIA

YEAR	GP	MIN	FGM	FGA	PCT.	3FG	3FGA	PCT.	FTM	FTA	PCT.	OFF.	DEF.	TOT.	AST.	PF	DQ.	STL.	TO	BLK	PTS	AVG.
99-00	51	1175	114	318	.358	62	174	.356	37	45	.822	10	54	64	138	42	0	32	63	3	327	6.4

ED MANNING - 6-7, 215 - JACKSON STATE

YEAR	GP	MIN	FGM	FGA	PCT.	3FG	3FGA	PCT.	FTM	FTA	PCT.	OFF.	DEF.	TOT.	AST.	PF	DQ.	STL.	TO	BLK	PTS	AVG.
69-70	38	616	87	255	.341	-	-	-	37	48	.771	-	-	197	34	89	1	-	-	-	211	5.6

JACK MARIN - 6-6, 200 - DUKE

YEAR	GP	MIN	FGM	FGA	PCT.	3FG	3FGA	PCT.	FTM	FTA	PCT.	OFF.	DEF.	TOT.	AST.	PF	DQ.	STL.	TO	BLK	PTS	AVG.
75-76	67	1631	302	718	.421	-	-	-	134	155	.865	59	153	212	118	134	0	38	-	5	738	11.0
76-77	54	869	167	359	.465	-	-	-	31	39	.795	27	64	91	62	85	0	13	-	6	365	6.8
TOT	121	2500	469	1077	.435	-	-	-	165	194	.851	86	217	303	180	219	0	51	0	11	1103	9.1

LAURI MARKKANEN - 7-0, 227 - ARIZONA

YEAR	GP	MIN	FGM	FGA	PCT.	3FG	3FGA	PCT.	FTM	FTA	PCT.	OFF.	DEF.	TOT.	AST.	PF	DQ.	STL.	TO	BLK	PTS	AVG.
17-18	68	2020	374	862	.434	145	401	.362	167	166	.843	79	429	508	79	103	0	39	83	40	1033	15.2
18-19	52	1682	342	795	.430	120	332	.361	170	195	.872	74	396	470	75	122	0	37	85	33	974	18.7
TOT	120	3702	716	1657	.432	265	733	.362	310	361	.859	153	825	978	154	225	0	76	168	73	2007	16.7

DONYELL MARSHALL - 6-9, 230 - CONNECTICUT

YEAR	GP	MIN	FGM	FGA	PCT.	3FG	3FGA	PCT.	FTM	FTA	PCT.	OFF.	DEF.	TOT.	AST.	PF	DQ.	STL.	TO	BLK	PTS	AVG.
02-03	78	2378	421	918	.459	33	87	.379	167	221	.756	234	485	699	137	234	3	95	135	85	1042	13.4
03-04	16	408	57	136	.419	11	27	.407	14	20	.700	28	71	99	28	47	1	13	22	20	139	8.7
TOT	94	2786	478	1054	.454	44	114	.386	181	241	.751	262	536	798	165	281	4	108	157	105	1181	12.6

CARTIER MARTIN - 6-7, 220 - KANSAS STATE

YEAR	GP	MIN	FGM	FGA	PCT.	3FG	3FGA	PCT.	FTM	FTA	PCT.	OFF.	DEF.	TOT.	AST.	PF	DQ.	STL.	TO	BLK	PTS	AVG.
13-14	6	48	5	8	.625	3	5	.600	2	4	.500	1	4	5	2	3	0	1	1	0	15	2.5

ROGER MASON, JR. - 6-5, 200 - VIRGINIA

YEAR	GP	MIN	FGM	FGA	PCT.	3FG	3FGA	PCT.	FTM	FTA	PCT.	OFF.	DEF.	TOT.	AST.	PF	DQ.	STL.	TO	BLK	PTS	AVG.
02-03	17	113	11	31	.355	6	18	.333	2	2	1.000	2	10	12	12	20	0	4	5	0	30	1.8
03-04	3	43	1	11	.091	1	6	.167	0	0	-	0	3	3	3	5	0	1	2	0	3	1.0
TOT	20	156	12	42	.286	7	24	.292	2	2	1.000	2	13	15	15	25	0	5	7	0	33	1.7

WES MATTHEWS - G-1, 170 - WISCONSIN

YEAR	GP	MIN	FGM	FBA	PCT.	3FG	3FBA	PCT.	FTM	FTA	PCT.	OFF.	DEF.	TOT.	AST.	PF	DQ.	STL.	TO	BLK	PTS	AVG.
84-85	78	1523	191	386	.495	2	16	.125	59	85	.694	16	51	67	354	133	0	73	124	12	443	5.7

SCOTT MAY - G-7, 215 - INDIANA

YEAR	GP	MIN	FGM	FBA	PCT.	3FG	3FBA	PCT.	FTM	FTA	PCT.	OFF.	DEF.	TOT.	AST.	PF	DQ.	STL.	TO	BLK	PTS	AVG.
76-77	72	2369	431	955	.451	-	-	-	188	227	.828	141	296	437	145	185	2	78	-	17	1050	14.6
77-78	55	1802	280	617	.454	-	-	-	175	216	.810	118	214	332	114	170	4	50	125	6	735	13.4
78-79	37	403	59	136	.434	-	-	-	30	40	.750	14	50	64	39	51	0	22	51	1	148	4.0
79-80	54	1298	264	587	.450	0	4	.000	144	172	.837	78	140	218	104	126	2	45	77	5	672	12.4
80-81	63	815	165	338	.488	0	0	-	113	149	.758	62	93	155	63	83	0	35	71	7	443	7.0
TOT	281	6687	1199	2633	.455	0	4	.000	650	804	.808	413	793	1206	465	615	8	230	324	36	3048	10.8

PAUL MCCracken - G-4, 180 - CAL STATE-NORTHridge

YEAR	GP	MIN	FGM	FBA	PCT.	3FG	3FBA	PCT.	FTM	FTA	PCT.	OFF.	DEF.	TOT.	AST.	PF	DQ.	STL.	TO	BLK	PTS	AVG.
76-77	9	119	18	47	.383	-	-	-	11	18	.611	6	10	16	14	17	0	6	-	0	47	5.2

RODNEY MCCRAY - G-8, 235 - LOUISVILLE

YEAR	GP	MIN	FGM	FBA	PCT.	3FG	3FBA	PCT.	FTM	FTA	PCT.	OFF.	DEF.	TOT.	AST.	PF	DQ.	STL.	TO	BLK	PTS	AVG.
92-93	64	1019	92	204	.451	2	5	.400	36	52	.692	53	105	158	81	99	0	12	53	15	222	3.5

DOUG McDERMOTT - G-8, 218 - CREIGHTON

YEAR	GP	MIN	FGM	FBA	PCT.	3FG	3FBA	PCT.	FTM	FTA	PCT.	OFF.	DEF.	TOT.	AST.	PF	DQ.	STL.	TO	BLK	PTS	AVG.
14-15	36	321	43	107	.402	13	41	.317	10	15	.667	6	37	43	6	29	0	4	17	1	109	3.0
15-16	81	1861	291	644	.452	110	259	.425	72	84	.857	37	158	195	59	127	0	14	53	6	764	9.4
16-17	44	1078	166	373	.445	56	150	.373	59	67	.881	14	116	130	45	57	0	11	32	4	447	10.2
TOT	161	3260	500	1124	.445	179	450	.398	141	166	.849	57	311	368	110	213	0	29	102	11	1320	8.2

KENNEDY MCINTOSH - G-7, 225 - EASTERN MICHIGAN

YEAR	GP	MIN	FGM	FBA	PCT.	3FG	3FBA	PCT.	FTM	FTA	PCT.	OFF.	DEF.	TOT.	AST.	PF	DQ.	STL.	TO	BLK	PTS	AVG.
71-72	43	405	57	168	.339	-	-	-	21	44	.477	-	-	89	18	41	0	-	-	-	135	3.1
72-73	3	33	8	13	.615	-	-	-	0	2	.000	-	-	9	1	4	0	-	-	-	16	5.3
TOT	46	438	65	181	.359	-	-	-	21	46	.457	0	0	98	19	45	0	-	-	-	151	3.3

BILLY MCKINNEY - G-0, 160 - NORTHWESTERN

YEAR	GP	MIN	FGM	FBA	PCT.	3FG	3FBA	PCT.	FTM	FTA	PCT.	OFF.	DEF.	TOT.	AST.	PF	DQ.	STL.	TO	BLK	PTS	AVG.
85-86	9	83	10	23	.435	0	0	-	2	2	1.000	1	4	5	13	9	0	3	2	0	22	2.4

MCCOY McLEMORE - G-7, 230 - DRAKE

YEAR	GP	MIN	FGM	FBA	PCT.	3FG	3FBA	PCT.	FTM	FTA	PCT.	OFF.	DEF.	TOT.	AST.	PF	DQ.	STL.	TO	BLK	PTS	AVG.
66-67	79	1382	258	670	.385	-	-	-	210	272	.772	-	-	374	62	189	2	-	-	-	726	9.2
67-68	76	2100	374	940	.398	-	-	-	215	276	.779	-	-	430	130	219	4	-	-	-	963	12.7
TOT	155	3482	632	1610	.393	-	-	-	425	548	.776	-	-	804	192	408	6	-	-	-	1689	10.9

JOHN MENGELT - G-2, 195 - AUBURN

YEAR	GP	MIN	FGM	FBA	PCT.	3FG	3FBA	PCT.	FTM	FTA	PCT.	OFF.	DEF.	TOT.	AST.	PF	DQ.	STL.	TO	BLK	PTS	AVG.
76-77	61	1178	209	458	.456	-	-	-	89	113	.788	29	81	110	114	102	2	37	-	4	507	8.3
77-78	81	1767	325	675	.481	-	-	-	184	238	.773	41	88	129	232	169	0	51	124	4	834	10.3
78-79	75	1705	338	689	.491	-	-	-	150	182	.824	25	93	118	187	148	1	46	120	4	826	11.0
79-80	36	387	90	166	.542	0	6	.000	39	49	.796	3	20	23	38	54	0	10	36	0	219	6.1
TOT	253	5037	962	1988	.484	0	6	.000	462	582	.794	98	282	380	571	473	3	144	280	12	2386	9.4

RON MERCER - G-7, 210 - KENTUCKY

YEAR	GP	MIN	FGM	FBA	PCT.	3FG	3FBA	PCT.	FTM	FTA	PCT.	OFF.	DEF.	TOT.	AST.	PF	DQ.	STL.	TO	BLK	PTS	AVG.
00-01	61	2535	500	1121	.446	14	46	.304	188	228	.825	72	164	236	201	148	3	78	129	27	1202	19.7
01-02	40	1503	286	717	.399	17	57	.298	84	108	.778	44	111	155	118	86	1	30	79	10	673	16.8
TOT	101	4038	786	1838	.428	31	103	.301	272	336	.810	116	275	391	319	234	4	108	208	37	1875	18.6

BRAD MILLER - F-0, 261 - PURDUE

YEAR	GP	MIN	FGM	FBA	PCT.	3FG	3FBA	PCT.	FTM	FTA	PCT.	OFF.	DEF.	TOT.	AST.	PF	DQ.	STL.	TO	BLK	PTS	AVG.
00-01	57	1434	168	386	.435	1	5	.200	168	228	.743	144	275	419	107	176	5	33	73	38	505	8.9
01-02	48	1391	208	452	.460	2	4	.500	190	253	.751	176	225	401	101	156	2	52	74	29	608	12.7
08-09	27	746	108	226	.478	3	13	.231	99	116	.853	67	134	201	86	88	2	22	47	12	318	11.8
09-10	82	1950	250	581	.430	37	132	.280	182	220	.827	83	316	399	154	189	1	44	107	29	719	8.8
TOT	214	5521	734	1645	.446	43	154	.279	639	812	.787	470	950	1420	448	609	10	151	301	108	2150	10.0

ALL-TIME ROSTER WITH STATISTICS

NIKOLA MIROTIĆ - G-10, 220 - MONTENEGRO/SPAIN

YEAR	GP	MIN	FGM	FGA	PCT.	3FG	3FGA	PCT.	FTM	FTA	PCT.	OFF.	DEF.	TOT.	AST.	PF	DQ.	STL.	TO	BLK	PTS	AVG.
14-15	82	1654	253	624	.405	99	313	.316	228	284	.803	63	341	404	97	172	1	54	89	54	833	10.2
15-16	66	1646	248	609	.407	135	346	.390	146	181	.807	58	304	362	100	151	1	58	102	46	777	11.8
16-17	70	1679	258	625	.413	129	377	.342	99	128	.773	61	323	384	75	128	0	53	80	55	744	10.6
17-18	25	622	143	302	.474	69	161	.429	65	79	.823	18	141	159	39	45	0	15	31	13	420	16.8
TOT	243	5601	902	2160	.418	432	1197	.361	538	672	.801	200	1109	1309	311	496	1	180	302	168	2774	11.4

NAZR MOHAMMED - G-10, 250 - KENTUCKY

YEAR	GP	MIN	FGM	FGA	PCT.	3FG	3FGA	PCT.	FTM	FTA	PCT.	OFF.	DEF.	TOT.	AST.	PF	DQ.	STL.	TO	BLK	PTS	AVG.
12-13	63	693	66	180	.367	0	2	.000	34	47	.723	73	122	195	26	97	0	21	24	32	166	2.6
13-14	80	562	54	126	.429	0	0	-	16	30	.533	66	109	175	20	77	0	14	37	30	124	1.6
14-15	23	128	13	30	.433	0	0	-	1	3	.333	11	27	38	3	16	0	4	7	5	27	1.2
TOT	166	1383	133	336	.396	0	2	.000	51	80	.638	150	258	408	49	190	0	39	68	67	317	1.9

ET'WAUN MOORE - G-4, 191 - PURDUE

YEAR	GP	MIN	FGM	FGA	PCT.	3FG	3FGA	PCT.	FTM	FTA	PCT.	OFF.	DEF.	TOT.	AST.	PF	DQ.	STL.	TO	BLK	PTS	AVG.
14-15	56	504	62	139	.446	13	38	.342	12	20	.600	12	34	46	33	45	0	20	14	6	149	2.7
15-16	59	1263	187	389	.481	47	104	.452	22	35	.629	19	114	133	99	103	0	37	53	18	443	7.5
TOT	115	1767	249	528	.472	60	142	.423	34	55	.618	31	148	179	132	148	0	57	67	23	592	5.1

ANTHONY MORROW - G-6, 220 - GEORGIA TECH

YEAR	GP	MIN	FGM	FGA	PCT.	3FG	3FGA	PCT.	FTM	FTA	PCT.	OFF.	DEF.	TOT.	AST.	PF	DQ.	STL.	TO	BLK	PTS	AVG.
16-17	9	87	12	29	.414	6	14	.429	11	11	1.000	1	1	2	6	4	0	2	0	0	41	4.6

ERWIN MUELLER - G-8, 230 - SAN FRANCISCO

YEAR	GP	MIN	FGM	FGA	PCT.	3FG	3FGA	PCT.	FTM	FTA	PCT.	OFF.	DEF.	TOT.	AST.	PF	DQ.	STL.	TO	BLK	PTS	AVG.
66-67	80	2136	422	957	.441	-	-	-	171	260	.658	-	-	497	131	223	2	-	-	-	1015	12.7
67-68	35	815	91	235	.387	-	-	-	46	82	.561	-	-	167	76	128	1	-	-	-	228	6.5
68-69	52	872	75	224	.335	-	-	-	46	90	.511	-	-	193	124	98	1	-	-	-	196	3.8
TOT	167	3823	588	1416	.415	-	-	-	263	432	.609	-	-	857	331	399	4	-	-	-	1439	8.6

ERIK MURPHY - G-10, 230 - FLORIDA

YEAR	GP	MIN	FGM	FGA	PCT.	3FG	3FGA	PCT.	FTM	FTA	PCT.	OFF.	DEF.	TOT.	AST.	PF	DQ.	STL.	TO	BLK	PTS	AVG.
13-14	24	62	3	13	.231	0	3	.000	0	0	-	2	6	8	2	7	0	0	2	4	6	0.3

RONALD "FLIP" MURRAY - G-3, 200 - SHAW

YEAR	GP	MIN	FGM	FGA	PCT.	3FG	3FGA	PCT.	FTM	FTA	PCT.	OFF.	DEF.	TOT.	AST.	PF	DQ.	STL.	TO	BLK	PTS	AVG.
09-10	29	680	108	272	.397	28	90	.311	48	63	.762	13	72	85	51	49	0	18	26	4	292	10.1

PETE MYERS - G-6, 190 - ARKANSAS-LITTLE ROCK

YEAR	GP	MIN	FGM	FGA	PCT.	3FG	3FGA	PCT.	FTM	FTA	PCT.	OFF.	DEF.	TOT.	AST.	PF	DQ.	STL.	TO	BLK	PTS	AVG.
86-87	29	155	19	52	.365	0	6	.000	28	43	.651	8	9	17	21	25	0	14	10	2	66	2.3
93-94	82	2030	253	556	.455	8	29	.276	136	194	.701	54	127	181	245	195	1	78	136	20	650	7.9
94-95	71	1270	119	287	.415	10	39	.256	70	114	.614	57	82	139	148	125	1	58	88	15	318	4.5
TOT	182	3455	391	895	.437	18	74	.243	234	351	.667	119	218	337	414	345	2	150	234	37	1034	5.7

ED NEALY - G-7, 240 - KANSAS STATE

YEAR	GP	MIN	FGM	FGA	PCT.	3FG	3FGA	PCT.	FTM	FTA	PCT.	OFF.	DEF.	TOT.	AST.	PF	DQ.	STL.	TO	BLK	PTS	AVG.
88-89	13	94	5	7	.714	0	0	-	1	2	.500	4	19	23	6	23	0	3	1	1	11	0.8
89-90	46	503	37	70	.529	0	2	.000	30	41	.732	46	92	138	28	67	0	16	17	4	104	2.3
92-93	11	79	10	23	.435	1	5	.200	2	2	1.000	4	12	16	2	6	0	3	2	1	23	2.1
TOT	70	676	52	100	.520	1	7	.143	33	45	.733	54	123	177	36	96	0	22	20	6	138	2.0

CHUCK NEVITT - F-5, 250 - NORTH CAROLINA STATE

YEAR	GP	MIN	FGM	FGA	PCT.	3FG	3FGA	PCT.	FTM	FTA	PCT.	OFF.	DEF.	TOT.	AST.	PF	DQ.	STL.	TO	BLK	PTS	AVG.
91-92	4	9	1	3	.333	0	0	-	0	0	-	0	1	1	1	2	0	0	3	0	2	0.5

DAVE NEWMARK - F-0, 250 - COLUMBIA

YEAR	GP	MIN	FGM	FGA	PCT.	3FG	3FGA	PCT.	FTM	FTA	PCT.	OFF.	DEF.	TOT.	AST.	PF	DQ.	STL.	TO	BLK	PTS	AVG.
68-69	81	1159	185	475	.389	-	-	-	86	139	.619	-	-	347	58	205	7	-	-	-	456	5.6

DEMETRIS NICHOLS - G-8, 216 - SYRACUSE

YEAR	GP	MIN	FGM	FGA	PCT.	3FG	3FGA	PCT.	FTM	FTA	PCT.	OFF.	DEF.	TOT.	AST.	PF	DQ.	STL.	TO	BLK	PTS	AVG.
07-08	11	30	5	15	.333	3	10	.300	0	0	-	0	4	4	1	4	0	0	2	3	13	1.2
08-09	2	5	1	4	.250	0	1	.000	0	0	-	0	0	0	1	1	0	0	0	0	2	1.0
TOT	13	35	6	19	.316	3	11	.273	0	0	-	0	4	4	2	5	0	0	2	3	15	1.2

JOAKIM NOAH - 6-11, 232 - FLORIDA

YEAR	GP	MIN	FGM	FGA	PCT.	3FG	3FGA	PCT.	FTM	FTA	PCT.	OFF.	DEF.	TOT.	AST.	PF	DQ.	STL.	TO	BLK	PTS	AVG.
07-08	74	1534	177	367	.482	0	1	1.000	134	194	.691	174	242	416	84	173	0	68	89	64	488	6.6
08-09	80	1938	207	372	.556	0	1	1.000	123	182	.676	244	362	606	106	238	6	49	82	110	537	6.7
09-10	64	1925	262	520	.504	0	0	-	163	219	.744	220	495	705	132	198	1	32	117	100	687	10.7
10-11	48	1576	211	402	.525	0	1	1.000	139	188	.739	182	316	498	107	156	2	48	90	72	561	11.7
11-12	64	1945	249	490	.508	0	1	1.000	154	206	.748	242	387	629	160	162	1	41	92	92	652	10.2
12-13	66	2426	303	630	.481	0	5	1.000	178	237	.751	260	473	733	282	185	2	78	176	141	784	11.9
13-14	80	2820	380	800	.475	0	2	1.000	247	335	.737	282	618	900	431	245	2	99	194	121	1070	12.6
14-15	67	2049	190	427	.445	0	2	1.000	105	174	.603	219	427	646	312	203	3	48	123	74	485	7.2
15-16	29	635	51	133	.383	0	1	1.000	22	45	.489	87	168	255	110	77	0	18	52	29	124	4.3
TOT	572	16848	2030	4141	.490	0	14	1.000	1265	1780	.711	1910	3477	5387	1704	1637	17	481	1015	803	5325	9.3

ANDRÉS NOCIONI - 6-7, 225 - ARGENTINA

YEAR	GP	MIN	FGM	FGA	PCT.	3FG	3FGA	PCT.	FTM	FTA	PCT.	OFF.	DEF.	TOT.	AST.	PF	DQ.	STL.	TO	BLK	PTS	AVG.
04-05	81	1892	241	601	.401	25	97	.258	170	222	.766	69	317	386	122	208	3	37	135	34	677	8.4
05-06	82	2239	363	831	.461	93	238	.391	204	242	.843	89	411	500	117	252	3	40	120	52	1063	13.0
06-07	53	1406	273	584	.467	80	209	.383	123	145	.848	42	259	301	57	164	3	27	104	24	749	14.1
07-08	82	2021	379	877	.432	126	346	.364	186	243	.807	48	284	342	95	245	3	25	133	43	1080	13.2
08-09	53	1278	186	449	.414	79	209	.378	100	124	.806	34	188	222	60	176	4	26	73	16	551	10.4
TOT	351	8837	1462	3342	.437	403	1099	.367	793	976	.813	282	1469	1751	451	1045	16	155	565	169	4120	11.7

DAVID NWABA - 6-4, 219 - CAL POLY-S.L.O.

YEAR	GP	MIN	FGM	FGA	PCT.	3FG	3FGA	PCT.	FTM	FTA	PCT.	OFF.	DEF.	TOT.	AST.	PF	DQ.	STL.	TO	BLK	PTS	AVG.
17-18	70	1646	202	423	.478	18	52	.346	133	203	.655	89	237	326	104	158	1	59	77	29	555	7.9

CHARLES OAKLEY - 6-9, 245 - VIRGINIA UNION

YEAR	GP	MIN	FGM	FGA	PCT.	3FG	3FGA	PCT.	FTM	FTA	PCT.	OFF.	DEF.	TOT.	AST.	PF	DQ.	STL.	TO	BLK	PTS	AVG.
85-86	77	1772	281	541	.519	0	3	.000	178	269	.662	255	409	664	133	250	9	68	175	30	740	9.6
86-87	82	2980	468	1052	.445	11	30	.367	245	357	.686	299	775	1074	296	315	4	85	299	36	1192	14.5
87-88	82	2816	375	776	.483	3	12	.250	261	359	.727	326	740	1066	248	272	2	68	241	28	1014	12.4
01-02	57	1382	97	263	.369	1	6	.167	21	28	.750	72	271	343	114	175	2	49	87	11	216	3.8
TOT	298	8950	1221	2632	.464	15	51	.294	705	1013	.696	952	2195	3147	791	1012	17	270	802	105	3162	10.6

MARK OLBERTING - 6-8, 230 - MINNESOTA

YEAR	GP	MIN	FGM	FGA	PCT.	3FG	3FGA	PCT.	FTM	FTA	PCT.	OFF.	DEF.	TOT.	AST.	PF	DQ.	STL.	TO	BLK	PTS	AVG.
82-83	80	1817	251	522	.481	2	12	.167	194	248	.782	108	250	358	131	246	3	50	152	9	698	8.7

JAWAAN OLDHAM - 7-0, 220 - SEATTLE

YEAR	GP	MIN	FGM	FGA	PCT.	3FG	3FGA	PCT.	FTM	FTA	PCT.	OFF.	DEF.	TOT.	AST.	PF	DQ.	STL.	TO	BLK	PTS	AVG.
82-83	16	171	31	58	.534	0	0	-	12	22	.545	18	29	47	5	30	1	5	13	13	74	4.6
83-84	64	870	110	218	.505	0	0	-	39	66	.591	75	158	233	33	139	2	15	83	76	259	4.0
84-85	63	993	89	192	.464	0	1	.000	34	50	.680	79	157	236	31	166	3	11	58	127	212	3.4
85-86	52	1276	167	323	.517	0	1	.000	53	91	.582	112	194	306	37	206	6	28	86	134	387	7.4
TOT	195	3310	397	791	.502	0	2	.000	138	229	.603	284	538	822	106	541	12	59	240	350	932	4.8

KEVIN OLLIE - 6-2, 195 - CONNECTICUT

YEAR	GP	MIN	FGM	FGA	PCT.	3FG	3FGA	PCT.	FTM	FTA	PCT.	OFF.	DEF.	TOT.	AST.	PF	DQ.	STL.	TO	BLK	PTS	AVG.
01-02	52	1146	97	253	.383	1	2	.500	109	130	.838	18	110	128	193	64	1	36	80	1	304	5.8

JANNERO PARGO - 6-1, 175 - ARKANSAS

YEAR	GP	MIN	FGM	FGA	PCT.	3FG	3FGA	PCT.	FTM	FTA	PCT.	OFF.	DEF.	TOT.	AST.	PF	DQ.	STL.	TO	BLK	PTS	AVG.
03-04	13	345	66	154	.429	20	53	.377	23	27	.852	8	19	27	47	38	2	7	30	5	175	13.5
04-05	32	453	82	213	.385	23	66	.348	17	23	.739	12	35	47	76	53	0	16	45	1	204	6.4
05-06	57	646	109	292	.373	39	103	.379	17	21	.810	8	53	61	94	57	1	24	61	2	274	4.8
09-10	63	829	132	381	.346	38	138	.275	42	45	.933	9	69	78	89	68	0	29	50	2	344	5.5
10-11	0	-	-	-	-	-	-	-	-	-	-	-	-	-	-	-	-	-	-	-	-	-
TOT	165	2273	389	1040	.374	120	360	.333	99	116	.853	37	176	213	306	216	3	76	186	10	997	6.0

ROBERT PARISH - 7-1, 244 - CENTANYA

YEAR	GP	MIN	FGM	FGA	PCT.	3FG	3FGA	PCT.	FTM	FTA	PCT.	OFF.	DEF.	TOT.	AST.	PF	DQ.	STL.	TO	BLK	PTS	AVG.
96-97	43	406	70	143	.490	0	0	-	21	31	.677	42	47	89	22	40	0	6	28	19	161	3.7

JABARI PARKER - 6-8, 245 - DUKE

YR	GP	MIN	FGM	FGA	PCT.	3FG	3FGA	PCT.	FTM	FTA	PCT.	OFF.	DEF.	TOT.	AST.	PF	DQ.	STL.	TO	BLK	PTS	AVG.
18-19	39	1042	220	464	.474	37	114	.325	79	108	.731	41	200	241	84	87	1	23	84	14	556	14.3

ALL-TIME ROSTER WITH STATISTICS

STEVE PATTERSON - G-9, 225 - UCLA

YEAR	GP	MIN	FGM	FGA	PCT.	3FG	3FGA	PCT.	FTM	FTA	PCT.	OFF.	DEF.	TOT.	AST.	PF	DQ.	STL.	TO	BLK	PTS	AVG.
75-76	52	782	69	182	.379	-	-	-	26	44	.591	73	127	200	71	82	1	13	0	11	164	3.2

CHARLES PAULK - G-9, 220 - NORTHWESTERN STATE (OK)

YEAR	GP	MIN	FGM	FGA	PCT.	3FG	3FGA	PCT.	FTM	FTA	PCT.	OFF.	DEF.	TOT.	AST.	PF	DQ.	STL.	TO	BLK	PTS	AVG.
71-72	7	60	8	28	.286	-	-	-	7	9	.778	-	-	15	4	7	0	-	-	-	23	3.3

JOHN PAXSON - G-2, 185 - NOTRE DAME

YEAR	GP	MIN	FGM	FGA	PCT.	3FG	3FGA	PCT.	FTM	FTA	PCT.	OFF.	DEF.	TOT.	AST.	PF	DQ.	STL.	TO	BLK	PTS	AVG.
85-86	75	1570	153	328	.466	15	51	.294	74	92	.804	18	76	94	274	172	2	55	63	2	395	5.3
86-87	82	2889	386	793	.487	52	140	.371	106	131	.809	22	117	139	467	207	1	66	105	8	930	11.3
87-88	81	1888	287	582	.493	33	95	.347	33	45	.733	16	88	104	303	154	2	49	64	1	640	7.9
88-89	78	1738	246	513	.480	44	133	.331	31	36	.861	13	81	94	308	162	1	53	71	6	567	7.3
89-90	82	2365	365	708	.516	33	92	.359	56	68	.824	27	92	119	335	176	1	83	86	6	819	10.0
90-91	82	1971	317	578	.548	42	96	.438	34	41	.829	15	76	91	297	136	0	62	69	3	710	8.7
91-92	79	1346	257	487	.528	12	44	.273	29	37	.784	21	75	96	241	142	0	49	44	9	555	7.0
92-93	59	1030	105	233	.451	19	41	.463	17	20	.850	9	39	48	136	99	0	38	31	2	246	4.2
93-94	27	343	30	68	.441	9	22	.409	1	2	.500	3	17	20	33	18	0	7	6	2	70	2.6
TOT	645	15540	2146	4290	.500	259	714	.363	381	472	.807	144	661	805	2394	1266	7	462	538	39	4932	7.6

CAMERON PAYNE - G-3, 185 - MURRAY STATE

YEAR	GP	MIN	FGM	FGA	PCT.	3FG	3FGA	PCT.	FTM	FTA	PCT.	OFF.	DEF.	TOT.	AST.	PF	DQ.	STL.	TO	BLK	PTS	AVG.
16-17	11	142	21	63	.333	11	34	.324	1	4	.250	1	16	17	15	14	0	4	13	0	54	4.9
17-18	25	582	87	215	.405	35	91	.385	12	16	.750	18	51	69	113	44	0	26	36	9	221	8.8
18-19	31	536	69	168	.411	16	59	.271	22	25	.880	10	43	53	83	49	1	20	34	6	176	5.7
TOT	67	1260	177	446	.397	62	184	.337	35	45	.778	29	110	139	211	107	1	50	83	15	451	6.7

WILL PERDUE - F-9, 240 - VANDERBILT

YEAR	GP	MIN	FGM	FGA	PCT.	3FG	3FGA	PCT.	FTM	FTA	PCT.	OFF.	DEF.	TOT.	AST.	PF	DQ.	STL.	TO	BLK	PTS	AVG.
88-89	30	190	29	72	.403	0	0	-	8	14	.571	18	27	45	11	38	0	4	15	6	86	2.2
89-90	77	884	111	268	.414	0	5	.000	72	104	.692	88	126	214	46	150	0	19	65	26	294	3.8
90-91	74	972	116	235	.494	0	3	.000	75	112	.670	122	214	336	47	147	1	23	75	57	307	4.1
91-92	77	1007	152	278	.547	1	2	.500	45	91	.495	108	204	312	80	133	1	16	72	43	350	4.5
92-93	72	998	137	246	.557	0	1	.000	67	111	.604	103	184	287	74	139	2	22	74	47	341	4.7
93-94	43	397	47	112	.420	0	1	.000	23	32	.719	40	86	126	34	61	0	8	42	11	117	2.7
94-95	78	1592	254	459	.553	0	1	.000	113	194	.582	211	311	522	90	220	3	26	116	56	621	8.0
99-00	67	1012	59	168	.351	0	0	-	50	105	.476	88	174	262	65	126	1	14	78	42	168	2.5
TOT	518	7052	905	1838	.492	1	13	.077	453	763	.594	778	1326	2104	447	1014	8	132	537	288	2264	4.4

LOY PETERSEN - G-5, 205 - OREGON STATE

YEAR	GP	MIN	FGM	FGA	PCT.	3FG	3FGA	PCT.	FTM	FTA	PCT.	OFF.	DEF.	TOT.	AST.	PF	DQ.	STL.	TO	BLK	PTS	AVG.
68-69	38	299	44	109	.404	-	-	-	19	27	.704	-	-	41	25	39	0	-	-	-	107	2.8
69-70	31	231	33	90	.367	-	-	-	26	39	.667	-	-	26	23	22	0	-	-	-	92	3.0
TOT	69	530	77	199	.387	-	-	-	45	66	.682	0	0	67	48	61	0	-	-	-	199	2.9

ERIC PIATKOWSKI - G-7, 215 - NEBRASKA

YEAR	GP	MIN	FGM	FGA	PCT.	3FG	3FGA	PCT.	FTM	FTA	PCT.	OFF.	DEF.	TOT.	AST.	PF	DQ.	STL.	TO	BLK	PTS	AVG.
04-05	68	841	111	258	.430	57	134	.425	45	56	.804	15	64	79	51	67	0	29	37	1	324	4.8
05-06	29	228	24	61	.393	9	33	.273	2	5	.400	4	19	23	13	20	0	6	11	1	59	2.0
TOT	97	1069	135	319	.423	66	167	.395	47	61	.770	19	83	102	64	87	0	35	48	2	383	3.9

SCOTTIE PIPPEN - G-7, 228 - CENTRAL ARKANSAS

YEAR	GP	MIN	FGM	FGA	PCT.	3FG	3FGA	PCT.	FTM	FTA	PCT.	OFF.	DEF.	TOT.	AST.	PF	DQ.	STL.	TO	BLK	PTS	AVG.
87-88	79	1650	261	564	.463	4	23	.174	99	172	.576	115	183	298	169	214	3	91	131	52	625	7.9
88-89	73	2413	413	867	.476	21	77	.273	201	301	.668	138	307	445	256	261	8	139	199	61	1048	14.4
89-90	82	3148	562	1150	.489	28	112	.250	199	295	.675	150	397	547	444	298	6	211	278	101	1351	16.5
90-91	82	3014	600	1153	.520	21	68	.309	240	340	.706	163	432	595	511	270	3	193	232	93	1461	17.8
91-92	82	3164	687	1359	.506	16	80	.200	330	434	.760	185	445	630	572	242	2	155	253	93	1720	21.0
92-93	81	3123	628	1327	.473	22	93	.237	232	350	.663	203	418	621	507	219	3	173	246	73	1510	18.6
93-94	72	2759	627	1279	.491	63	197	.320	270	409	.660	173	456	629	403	227	1	211	232	58	1597	22.0
94-95	79	3014	634	1320	.480	109	316	.345	315	440	.716	175	464	639	409	238	4	232	271	89	1692	21.4
95-96	77	2825	563	1216	.463	150	401	.374	220	324	.679	152	344	496	452	198	0	133	207	57	1496	19.4
96-97	82	3095	648	1366	.474	156	424	.368	204	291	.701	160	371	531	467	213	2	154	214	45	1656	20.2
97-98	44	1852	315	704	.447	61	192	.318	150	193	.777	53	174	227	254	116	0	79	109	43	841	19.1
03-04	23	412	53	140	.379	13	48	.271	17	27	.630	20	48	68	50	38	0	21	29	9	136	5.9
TOT	856	30269	5991	12444	.481	664	2031	.327	2477	3576	.693	1687	4039	5726	4494	2534	32	1792	2401	774	15123	17.7

CLIFF PONDEXTER - 6-9, 235 - LONG BEACH STATE

YEAR	GP	MIN	FGM	FBA	PCT.	3FG	3FBA	PCT.	FTM	FTA	PCT.	OFF.	DEF.	TOT.	AST.	PF	DQ.	STL.	TO	BLK	PTS	AVG.
75-76	75	1326	156	380	.411	-	-	-	122	182	.670	113	268	381	90	134	4	28	-	26	434	5.8
76-77	78	996	107	257	.416	-	-	-	42	65	.646	77	159	236	41	82	0	34	-	11	256	3.3
77-78	44	534	37	85	.435	-	-	-	14	20	.700	36	94	130	87	66	0	19	30	15	88	2.0
TOT	197	2856	300	722	.416	-	-	-	178	267	.667	226	521	747	218	282	4	81	30	52	778	3.9

QUINCY PONDEXTER - 6-7, 220 - WASHINGTON

YEAR	GP	MIN	FGM	FBA	PCT.	3FG	3FBA	PCT.	FTM	FTA	PCT.	OFF.	DEF.	TOT.	AST.	PF	DQ.	STL.	TO	BLK	PTS	AVG.
17-18	23	196	14	49	.286	3	22	.136	14	17	.824	8	19	27	9	24	0	8	11	2	45	2.0

BEN POQUETTE - 6-9, 235 - CENTRAL MICHIGAN

YEAR	GP	MIN	FGM	FBA	PCT.	3FG	3FBA	PCT.	FTM	FTA	PCT.	OFF.	DEF.	TOT.	AST.	PF	DQ.	STL.	TO	BLK	PTS	AVG.
86-87	21	167	21	40	.525	0	1	.000	9	11	.818	10	14	24	7	26	0	3	4	12	51	2.4

HOWARD PORTER - 6-8, 220 - VILLANOVA

YEAR	GP	MIN	FGM	FBA	PCT.	3FG	3FBA	PCT.	FTM	FTA	PCT.	OFF.	DEF.	TOT.	AST.	PF	DQ.	STL.	TO	BLK	PTS	AVG.
71-72	67	730	171	403	.424	-	-	-	59	77	.766	-	-	183	24	88	0	-	-	-	401	6.0
72-73	43	407	98	217	.452	-	-	-	22	29	.759	-	-	118	16	52	1	-	-	-	218	5.1
73-74	73	1229	296	658	.450	-	-	-	92	115	.800	86	199	285	32	116	0	23	-	39	684	9.4
TOT	183	2366	565	1278	.442	-	-	-	173	221	.783	86	199	586	72	256	1	23	-	39	1303	7.1

OTTO PORTER JR. - 6-8, 198 - GEORGETOWN

YR	GP	MIN	FGM	FBA	PCT.	3FG	3FBA	PCT.	FTM	FTA	PCT.	OFF.	DEF.	TOT.	AST.	PF	DQ.	STL.	TO	BLK	PTS	AVG.
18-19	15	492	97	201	.483	39	80	.488	29	32	.906	14	69	83	40	29	0	18	25	9	262	17.5

BOBBY PORTIS - 6-11, 246 - ARKANSAS

YEAR	GP	MIN	FGM	FBA	PCT.	3FG	3FBA	PCT.	FTM	FTA	PCT.	OFF.	DEF.	TOT.	AST.	PF	DQ.	STL.	TO	BLK	PTS	AVG.
15-16	62	1102	186	436	.427	16	52	.308	48	66	.727	123	214	337	52	100	0	25	54	22	436	7.0
16-17	64	1000	183	375	.488	32	96	.333	39	59	.661	75	221	296	35	94	0	16	37	11	437	6.8
17-18	73	1642	382	811	.471	80	223	.359	120	156	.769	159	339	498	123	130	0	50	103	23	964	13.2
18-19	22	531	122	271	.450	27	72	.375	39	50	.780	46	115	161	29	61	0	11	29	8	310	14.1
TOT	221	4276	819	1893	.461	155	443	.350	246	331	.743	403	889	1292	239	385	0	102	223	64	2147	9.7

DOMINIC PRESSLEY - 6-2, 175 - BOSTON COLLEGE

YEAR	GP	MIN	FGM	FBA	PCT.	3FG	3FBA	PCT.	FTM	FTA	PCT.	OFF.	DEF.	TOT.	AST.	PF	DQ.	STL.	TO	BLK	PTS	AVG.
88-89	3	17	1	6	.167	0	2	.000	0	0	-	0	1	1	4	2	0	0	0	0	2	0.7

VLADIMIR RADMANOVIC - 6-10, 235 - SERBIA

YEAR	GP	MIN	FGM	FBA	PCT.	3FG	3FBA	PCT.	FTM	FTA	PCT.	OFF.	DEF.	TOT.	AST.	PF	DQ.	STL.	TO	BLK	PTS	AVG.
12-13	25	144	13	43	.302	5	27	.185	2	3	.667	10	18	28	8	29	0	8	7	4	33	1.3

MARK RANDALL - 6-9, 235 - KANSAS

YEAR	GP	MIN	FGM	FBA	PCT.	3FG	3FBA	PCT.	FTM	FTA	PCT.	OFF.	DEF.	TOT.	AST.	PF	DQ.	STL.	TO	BLK	PTS	AVG.
91-92	15	67	10	22	.455	0	2	.000	6	8	.750	4	5	9	7	8	0	0	6	0	26	1.7

CLIFFORD RAY - 6-9, 235 - OKLAHOMA

YEAR	GP	MIN	FGM	FBA	PCT.	3FG	3FBA	PCT.	FTM	FTA	PCT.	OFF.	DEF.	TOT.	AST.	PF	DQ.	STL.	TO	BLK	PTS	AVG.
71-72	82	1872	222	445	.499	-	-	-	134	218	.615	-	-	869	254	296	5	-	-	-	578	7.0
72-73	73	2009	254	516	.492	-	-	-	117	189	.619	-	-	797	271	232	5	-	-	-	625	8.6
73-74	80	2632	313	612	.511	-	-	-	121	199	.608	285	692	977	246	281	5	58	-	173	747	9.3
TOT	235	6513	789	1573	.502	-	-	-	372	606	.614	285	692	2643	771	809	15	58	-	173	1950	8.3

KHALID REEVES - 6-3, 201 - ARIZONA

YEAR	GP	MIN	FGM	FBA	PCT.	3FG	3FBA	PCT.	FTM	FTA	PCT.	OFF.	DEF.	TOT.	AST.	PF	DQ.	STL.	TO	BLK	PTS	AVG.
99-00	3	48	3	12	.250	0	3	.000	5	5	1.000	2	2	4	13	8	0	2	6	0	11	3.7

JARED REINER - 6-11, 255 - IOWA

YEAR	GP	MIN	FGM	FBA	PCT.	3FG	3FBA	PCT.	FTM	FTA	PCT.	OFF.	DEF.	TOT.	AST.	PF	DQ.	STL.	TO	BLK	PTS	AVG.
04-05	19	132	10	30	.333	0	0	-	1	4	.250	13	25	38	1	35	0	3	9	7	21	1.1

CHRIS RICHARD - 6-9, 256 - FLORIDA

YEAR	GP	MIN	FGM	FBA	PCT.	3FG	3FBA	PCT.	FTM	FTA	PCT.	OFF.	DEF.	TOT.	AST.	PF	DQ.	STL.	TO	BLK	PTS	AVG.
09-10	18	224	15	29	.517	0	0	-	7	11	.636	19	40	59	7	50	2	8	14	4	37	2.1

ALL-TIME ROSTER WITH STATISTICS

NORM RICHARDSON - 6-5, 200 - HOFSTRA

YEAR	GP	MIN	FGM	FGA	PCT.	3FG	3FGA	PCT.	FTM	FTA	PCT.	OFF.	DEF.	TOT.	AST.	PF	DQ.	STL	TO	BLK	PTS	AVG.
01-02	8	63	10	23	.435	4	8	.500	6	9	.667	2	5	7	1	5	0	0	3	0	30	3.8

ANTHONY ROBERSON - 6-2, 195 - FLORIDA

YEAR	GP	MIN	FGM	FGA	PCT.	3FG	3FGA	PCT.	FTM	FTA	PCT.	OFF.	DEF.	TOT.	AST.	PF	DQ.	STL	TO	BLK	PTS	AVG.
08-09	6	23	5	17	.294	2	10	.200	0	0	-	2	5	7	1	0	0	0	1	0	12	2.0

EDDIE ROBINSON - 6-9, 210 - CENTRAL OKLAHOMA

YEAR	GP	MIN	FGM	FGA	PCT.	3FG	3FGA	PCT.	FTM	FTA	PCT.	OFF.	DEF.	TOT.	AST.	PF	DQ.	STL	TO	BLK	PTS	AVG.
01-02	29	653	112	247	.453	2	5	.400	36	48	.750	24	54	78	37	35	0	23	36	11	262	9.0
02-03	64	1355	155	315	.492	3	14	.214	51	63	.810	76	124	200	66	120	2	62	52	13	364	5.7
03-04	51	1024	157	326	.482	1	5	.200	28	43	.651	27	77	104	58	57	1	33	45	10	343	6.7
TOT	144	3032	424	888	.478	6	24	.250	115	154	.747	127	255	382	161	212	3	118	133	34	969	6.7

FLYNN ROBINSON - 6-1, 190 - WYOMING

YEAR	GP	MIN	FGM	FGA	PCT.	3FG	3FGA	PCT.	FTM	FTA	PCT.	OFF.	DEF.	TOT.	AST.	PF	DQ.	STL	TO	BLK	PTS	AVG.
67-68	73	2030	441	1000	.441	-	-	-	285	344	.828	-	-	268	214	180	1	-	-	-	1167	16.0
68-69	18	550	124	293	.423	-	-	-	95	114	.833	-	-	69	57	52	1	-	-	-	343	19.1
TOT	91	2580	565	1293	.437	-	-	-	380	458	.830	0	0	337	271	232	2	-	-	-	1510	16.6

JACKIE ROBINSON - 6-6, 210 - NEVADA-LAS VEGAS

YEAR	GP	MIN	FGM	FGA	PCT.	3FG	3FGA	PCT.	FTM	FTA	PCT.	OFF.	DEF.	TOT.	AST.	PF	DQ.	STL	TO	BLK	PTS	AVG.
81-82	3	29	3	9	.333	0	0	-	4	4	1.000	3	0	3	0	1	0	0	1	0	10	3.3

NATE ROBINSON - 5-9, 180 - WASHINGTON

YEAR	GP	MIN	FGM	FGA	PCT.	3FG	3FGA	PCT.	FTM	FTA	PCT.	OFF.	DEF.	TOT.	AST.	PF	DQ.	STL	TO	BLK	PTS	AVG.
12-13	82	2086	399	921	.433	141	348	.405	135	169	.799	29	155	184	358	207	0	85	144	10	1074	13.1

GUY RODGERS - 6-0, 185 - TEMPLE

YEAR	GP	MIN	FGM	FGA	PCT.	3FG	3FGA	PCT.	FTM	FTA	PCT.	OFF.	DEF.	TOT.	AST.	PF	DQ.	STL	TO	BLK	PTS	AVG.
66-67	81	3063	538	1377	.391	-	-	-	383	475	.806	-	-	346	908	243	1	-	-	-	1459	18.0
67-68	4	129	16	54	.296	-	-	-	9	11	.818	-	-	14	28	11	0	-	-	-	41	10.3
TOT	85	3192	554	1431	.387	-	-	-	392	486	.807	-	-	360	936	254	1	-	-	-	1500	17.6

DENNIS RODMAN - 6-8, 220 - SOUTHEASTERN OKLAHOMA STATE

YEAR	GP	MIN	FGM	FGA	PCT.	3FG	3FGA	PCT.	FTM	FTA	PCT.	OFF.	DEF.	TOT.	AST.	PF	DQ.	STL	TO	BLK	PTS	AVG.
95-96	64	2088	146	304	.480	3	27	.111	56	106	.528	358	596	952	160	196	1	36	138	27	351	5.5
96-97	55	1947	128	286	.448	5	19	.263	50	88	.568	320	563	883	170	172	1	32	111	19	311	5.7
97-98	80	2856	155	360	.431	4	23	.174	61	111	.550	421	780	1201	230	238	2	47	147	18	375	4.7
TOT	199	6891	429	950	.452	12	69	.174	167	305	.548	1097	1939	3036	560	606	4	115	396	64	1037	5.2

RAJON RONDO - 6-1, 185 - KENTUCKY

YEAR	GP	MIN	FGM	FGA	PCT.	3FG	3FGA	PCT.	FTM	FTA	PCT.	OFF.	DEF.	TOT.	AST.	PF	DQ.	STL	TO	BLK	PTS	AVG.
16-17	69	1843	229	561	.408	50	133	.376	30	50	.600	73	282	355	461	144	0	99	169	11	538	
7.8																						

DERRICK ROSE - 6-3, 190 - MEMPHIS

YEAR	GP	MIN	FGM	FGA	PCT.	3FG	3FGA	PCT.	FTM	FTA	PCT.	OFF.	DEF.	TOT.	AST.	PF	DQ.	STL	TO	BLK	PTS	AVG.
08-09	81	3000	574	1208	.475	16	72	.222	197	250	.788	96	221	317	512	125	1	66	202	18	1361	16.8
09-10	78	2871	672	1373	.489	16	60	.267	259	338	.766	65	228	293	469	96	1	57	217	27	1619	20.8
10-11	81	3026	711	1597	.445	128	385	.332	476	555	.858	81	249	330	623	136	2	85	278	51	2026	25.0
11-12	39	1375	302	695	.435	54	173	.312	194	239	.812	26	105	131	307	52	0	35	119	28	852	21.8
13-14	10	311	58	164	.354	16	47	.340	27	32	.844	9	23	32	43	15	0	5	34	1	159	15.9
14-15	51	1530	338	835	.405	76	271	.280	152	187	.813	35	126	161	251	63	0	36	161	16	904	17.7
15-16	66	2097	447	1048	.427	44	150	.293	142	179	.793	45	179	225	311	84	1	44	175	14	1080	16.4
TOT	406	14210	3102	6820	.448	350	1158	.302	1447	1780	.813	358	1131	1489	2516	571	5	328	1186	155	8001	19.7

JALEN ROSE - 6-8, 217 - MICHIGAN

YEAR	GP	MIN	FGM	FGA	PCT.	3FG	3FGA	PCT.	FTM	FTA	PCT.	OFF.	DEF.	TOT.	AST.	PF	DQ.	STL	TO	BLK	PTS	AVG.
01-02	30	1216	276	587	.470	37	100	.370	125	149	.839	14	110	124	158	103	1	33	96	16	714	23.8
02-03	82	3351	642	1583	.406	133	359	.370	399	467	.854	68	283	351	395	271	2	72	295	23	1816	22.1
03-04	16	529	75	200	.375	23	54	.426	39	51	.765	7	57	64	56	45	0	12	37	4	212	13.3
TOT	128	5096	993	2370	.419	193	513	.376	563	667	.844	89	450	539	609	419	3	117	418	43	2742	21.4

MICHAEL RUFFIN - G-8, 248 - TULSA

YEAR	GP	MIN	FGM	FBA	PCT.	3FG	3FBA	PCT.	FTM	FTA	PCT.	OFF.	DEF.	TOT.	AST.	PF	DQ.	STL.	TO	BLK	PTS	AVG.
99-00	71	975	58	138	.420	0	0	-	43	88	.489	117	133	250	44	170	1	26	59	26	159	2.2
00-01	45	879	40	90	.444	0	0	-	39	77	.506	101	161	262	39	131	2	30	46	38	119	2.6
TOT	116	1854	98	228	.430	0	0	-	82	165	.497	218	294	512	83	301	3	56	105	64	278	2.4

PAUL RUFFNER - G-10, 225 - BRIGHAM YOUNG

YEAR	GP	MIN	FGM	FBA	PCT.	3FG	3FBA	PCT.	FTM	FTA	PCT.	OFF.	DEF.	TOT.	AST.	PF	DQ.	STL.	TO	BLK	PTS	AVG.
70-71	10	60	15	35	.429	-	-	-	4	8	.500	-	-	16	2	10	0	-	-	-	34	3.4

CAZZIE RUSSELL - G-5, 220 - MICHIGAN

YEAR	GP	MIN	FGM	FBA	PCT.	3FG	3FBA	PCT.	FTM	FTA	PCT.	OFF.	DEF.	TOT.	AST.	PF	DQ.	STL.	TO	BLK	PTS	AVG.
77-78	36	789	133	304	.438	-	-	-	49	57	.860	31	52	83	61	63	1	19	35	4	315	8.8

FRANK RUSSELL - G-3, 180 - DETROIT MERCY

YEAR	GP	MIN	FGM	FBA	PCT.	3FG	3FBA	PCT.	FTM	FTA	PCT.	OFF.	DEF.	TOT.	AST.	PF	DQ.	STL.	TO	BLK	PTS	AVG.
72-73	23	131	29	77	.377	-	-	-	16	18	.889	-	-	17	15	12	0	-	-	-	74	3.2

JOHN SALLEY - G-11, 255 - GEORGIA TECH

YEAR	GP	MIN	FGM	FBA	PCT.	3FG	3FBA	PCT.	FTM	FTA	PCT.	OFF.	DEF.	TOT.	AST.	PF	DQ.	STL.	TO	BLK	PTS	AVG.
95-96	17	191	12	35	.343	0	0	-	12	20	.600	20	23	43	15	38	0	8	16	15	36	2.1

JOHN SALMONS - G-6, 207 - MIAMI (FL)

YEAR	GP	MIN	FGM	FBA	PCT.	3FG	3FBA	PCT.	FTM	FTA	PCT.	OFF.	DEF.	TOT.	AST.	PF	DQ.	STL.	TO	BLK	PTS	AVG.
08-09	26	979	165	349	.473	49	118	.415	97	115	.843	16	96	112	53	60	0	25	43	15	476	18.3
09-10	51	1695	290	548	.420	73	192	.380	116	147	.789	18	156	174	125	101	0	65	70	22	649	12.7
TOT	77	2674	355	897	.440	122	310	.394	213	262	.813	34	252	286	178	161	0	90	113	37	1125	14.6

BRANDON SAMPSON - G-5, 184 - LOUISIANA STATE

YR	GP	MIN	FGM	FBA	PCT.	3FG	3FBA	PCT.	FTM	FTA	PCT.	OFF.	DEF.	TOT.	AST.	PF	DQ.	STL.	TO	BLK	PTS	AVG.
18-19	14	214	28	60	.467	11	29	.379	4	6	.667	3	13	16	10	19	0	8	12	3	71	5.1

JAKARR SAMPSON - G-9, 215 - ST. JOHN'S (NY)

YR	GP	MIN	FGM	FBA	PCT.	3FG	3FBA	PCT.	FTM	FTA	PCT.	OFF.	DEF.	TOT.	AST.	PF	DQ.	STL.	TO	BLK	PTS	AVG.
18-19	4	127	29	54	.537	5	14	.357	17	21	.810	5	27	32	4	8	0	4	4	3	80	20.0

JEFF SANDERS - G-8, 240 - GEORGIA SOUTHERN

YEAR	GP	MIN	FGM	FBA	PCT.	3FG	3FBA	PCT.	FTM	FTA	PCT.	OFF.	DEF.	TOT.	AST.	PF	DQ.	STL.	TO	BLK	PTS	AVG.
89-90	31	182	13	40	.325	0	0	-	2	4	.500	17	22	39	9	27	0	4	15	4	28	0.9

BRIAN SCALABRINE - G-9, 235 - SOUTHERN CALIFORNIA

YEAR	GP	MIN	FGM	FBA	PCT.	3FG	3FBA	PCT.	FTM	FTA	PCT.	OFF.	DEF.	TOT.	AST.	PF	DQ.	STL.	TO	BLK	PTS	AVG.
10-11	18	88	10	19	.526	0	5	.000	0	0	-	1	7	8	6	18	0	3	5	4	20	1.1
11-12	28	122	14	30	.467	1	7	.143	3	6	.500	8	13	21	15	9	0	5	9	6	32	1.1
TOT	46	210	24	49	.490	1	12	.083	3	6	.500	9	20	29	21	27	0	8	14	10	52	1.1

DAVE SCHELLHASE - G-3, 205 - PURDUE

YEAR	GP	MIN	FGM	FBA	PCT.	3FG	3FBA	PCT.	FTM	FTA	PCT.	OFF.	DEF.	TOT.	AST.	PF	DQ.	STL.	TO	BLK	PTS	AVG.
66-67	31	212	40	111	.360	-	-	-	14	22	.636	-	-	29	23	27	0	-	-	-	94	3.0
67-68	42	301	47	138	.341	-	-	-	20	38	.526	-	-	47	37	43	0	-	-	-	114	2.7
TOT	73	513	87	249	.349	-	-	-	34	60	.567	-	-	76	60	70	0	-	-	-	208	2.8

LUKE SCHENSCHER - F-1, 265 - GEORGIA TECH

YEAR	GP	MIN	FGM	FBA	PCT.	3FG	3FBA	PCT.	FTM	FTA	PCT.	OFF.	DEF.	TOT.	AST.	PF	DQ.	STL.	TO	BLK	PTS	AVG.
05-06	20	149	16	26	.615	0	0	-	4	13	.308	8	21	29	7	21	0	1	5	3	36	1.8

THABO SEFOLOSHA - G-7, 215 - SWITZERLAND

YEAR	GP	MIN	FGM	FBA	PCT.	3FG	3FBA	PCT.	FTM	FTA	PCT.	OFF.	DEF.	TOT.	AST.	PF	DQ.	STL.	TO	BLK	PTS	AVG.
06-07	71	868	109	256	.426	15	42	.357	73	45	.511	35	118	153	60	100	0	33	60	11	256	3.6
07-08	69	1436	180	421	.429	29	88	.330	75	104	.721	50	205	255	129	128	1	61	93	30	464	6.7
08-09	43	735	79	182	.434	15	50	.300	21	25	.840	26	97	123	65	50	0	35	37	19	194	4.5
TOT	183	3039	368	859	.428	59	180	.328	119	174	.684	111	420	531	254	278	1	129	190	60	914	5.0

WAYNE SELDEN JR. - G-5, 230 - KANSAS

YR	GP	MIN	FGM	FBA	PCT.	3FG	3FBA	PCT.	FTM	FTA	PCT.	OFF.	DEF.	TOT.	AST.	PF	DQ.	STL.	TO	BLK	PTS	AVG.
18-19	43	984	131	322	.407	35	111	.315	45	63	.714	21	115	136	73	83	0	23	56	7	342	8.0

ALL-TIME ROSTER WITH STATISTICS

BRAD SELLERS - 7-0, 220 - WISCONSIN; OHIO STATE

YEAR	GP	MIN	FGM	FBA	PCT.	3FG	3FGA	PCT.	FTM	FTA	PCT.	OFF.	DEF.	TOT.	AST.	PF	DQ.	STL	TO	BLK	PTS	AVG.
86-87	80	1751	276	606	.455	2	10	.200	126	173	.728	155	218	373	102	194	1	44	84	68	680	8.5
87-88	82	2212	326	714	.457	1	7	.143	124	157	.790	107	143	250	141	174	0	34	91	66	777	9.5
88-89	80	1732	231	476	.485	3	6	.500	86	101	.851	85	142	227	99	176	2	35	72	69	551	6.9
TOT	242	5695	833	1796	.464	6	23	.261	336	431	.780	347	503	850	342	544	3	113	247	203	2008	8.3

STEVE SHEPPARD - 6-6, 215 - MARYLAND

YEAR	GP	MIN	FGM	FBA	PCT.	3FG	3FGA	PCT.	FTM	FTA	PCT.	OFF.	DEF.	TOT.	AST.	PF	DQ.	STL	TO	BLK	PTS	AVG.
77-78	64	698	119	282	.454	-	-	-	37	56	.661	67	64	131	43	72	0	14	46	3	275	4.3
78-79	22	203	24	51	.471	-	-	-	12	19	.632	16	12	28	15	16	0	5	21	0	60	2.7
TOT	86	901	143	313	.457	-	-	-	49	75	.653	83	76	159	58	88	0	19	67	3	335	3.9

TORNIKE SHENGELIA - 6-9, 220 - REPUBLIC OF GEORGIA

YEAR	GP	MIN	FGM	FBA	PCT.	3FG	3FGA	PCT.	FTM	FTA	PCT.	OFF.	DEF.	TOT.	AST.	PF	DQ.	STL	TO	BLK	PTS	AVG.
13-14	9	17	2	4	.500	0	0	-	0	0	-	0	2	2	2	2	0	1	1	0	4	0.4

PAUL SHIRLEY - 6-10, 230 - IOWA STATE

YEAR	GP	MIN	FGM	FBA	PCT.	3FG	3FGA	PCT.	FTM	FTA	PCT.	OFF.	DEF.	TOT.	AST.	PF	DQ.	STL	TO	BLK	PTS	AVG.
03-04	7	86	10	23	.435	0	1	.000	1	3	.333	8	8	16	4	9	0	1	9	1	21	3.0

CEDRIC SIMMONS - 6-9, 235 - NORTH CAROLINA STATE

YEAR	GP	MIN	FGM	FBA	PCT.	3FG	3FGA	PCT.	FTM	FTA	PCT.	OFF.	DEF.	TOT.	AST.	PF	DQ.	STL	TO	BLK	PTS	AVG.
07-08	7	19	2	8	.250	0	0	-	0	2	.000	1	2	3	0	1	0	0	2	0	4	0.6
08-09	11	61	11	21	.524	0	0	-	6	14	.429	4	8	12	2	6	0	1	0	4	28	2.5
TOT	19	80	13	29	.448	0	0	-	6	16	.375	5	10	15	2	7	0	1	2	4	32	1.7

DICKEY SIMPKINS - 6-9, 255 - PROVIDENCE

YEAR	GP	MIN	FGM	FBA	PCT.	3FG	3FGA	PCT.	FTM	FTA	PCT.	OFF.	DEF.	TOT.	AST.	PF	DQ.	STL	TO	BLK	PTS	AVG.
94-95	59	586	78	184	.424	0	0	-	50	72	.694	60	91	151	37	72	0	10	45	7	206	3.5
95-96	60	685	77	160	.481	1	1	1.000	61	97	.629	66	90	156	38	78	0	9	56	8	216	3.6
96-97	48	395	31	93	.333	1	4	.250	28	40	.700	36	56	92	31	44	0	5	35	5	91	1.9
97-98	21	237	26	41	.634	0	1	.000	26	44	.591	8	23	31	17	35	0	4	13	3	78	3.1
98-99	50	1448	150	324	.463	0	1	.000	156	242	.645	110	229	339	65	128	1	36	72	13	456	9.1
99-00	69	1651	111	274	.405	0	1	.000	65	120	.542	124	248	372	100	217	4	22	128	22	287	4.2
TOT	307	5002	473	1076	.440	2	8	.250	386	615	.628	404	737	1141	288	574	5	86	349	58	1334	4.3

JERRY SLOAN - 6-5, 195 - EVANSVILLE

YEAR	GP	MIN	FGM	FBA	PCT.	3FG	3FGA	PCT.	FTM	FTA	PCT.	OFF.	DEF.	TOT.	AST.	PF	DQ.	STL	TO	BLK	PTS	AVG.
66-67	80	2342	525	1214	.432	-	-	-	340	427	.796	-	-	726	170	293	7	-	-	-	1390	17.4
67-68	77	2454	369	959	.385	-	-	-	289	386	.749	-	-	591	229	291	11	-	-	-	1027	13.3
68-69	78	2939	488	1170	.417	-	-	-	333	447	.745	-	-	619	276	313	6	-	-	-	1309	16.8
69-70	53	1822	310	737	.421	-	-	-	207	318	.651	-	-	372	165	179	3	-	-	-	827	15.6
70-71	80	3140	592	1342	.441	-	-	-	278	389	.715	-	-	701	281	289	5	-	-	-	1462	18.3
71-72	82	3035	535	1206	.444	-	-	-	258	391	.660	-	-	691	211	309	8	-	-	-	1328	16.2
72-73	69	2412	301	733	.411	-	-	-	94	133	.707	-	-	475	151	235	5	-	-	-	696	10.1
73-74	77	2860	412	921	.447	-	-	-	194	273	.711	150	406	556	149	273	3	183	-	10	1018	13.2
74-75	78	2577	380	885	.439	-	-	-	193	258	.748	177	361	538	161	265	5	171	-	17	953	12.2
75-76	22	617	84	210	.400	-	-	-	55	78	.705	40	76	116	22	77	1	27	-	5	223	10.1
TOT	696	24798	3996	9357	.427	-	-	-	2241	3100	.723	367	843	5385	1815	2524	54	381	-	32	10233	14.7

JOE SMITH - 6-10, 225 - MARYLAND

YEAR	GP	MIN	FGM	FBA	PCT.	3FG	3FGA	PCT.	FTM	FTA	PCT.	OFF.	DEF.	TOT.	AST.	PF	DQ.	STL	TO	BLK	PTS	AVG.
07-08	50	1145	225	483	.466	0	1	.000	109	135	.807	108	157	265	47	113	0	25	49	31	559	11.2

SAM SMITH - 6-4, 200 - NEVADA-LAS VEGAS

YEAR	GP	MIN	FGM	FBA	PCT.	3FG	3FGA	PCT.	FTM	FTA	PCT.	OFF.	DEF.	TOT.	AST.	PF	DQ.	STL	TO	BLK	PTS	AVG.
79-80	30	496	97	230	.422	8	35	.229	57	63	.905	22	32	54	42	54	0	25	33	7	259	8.6

WILLIE SMITH - 6-2, 180 - MISSOURI

YEAR	GP	MIN	FGM	FBA	PCT.	3FG	3FGA	PCT.	FTM	FTA	PCT.	OFF.	DEF.	TOT.	AST.	PF	DQ.	STL	TO	BLK	PTS	AVG.
76-77	2	11	0	1	.000	-	-	-	0	0	-	0	0	0	0	1	0	0	0	0	0	0.0

MIKE SMREK - 7-0, 250 - CANISUS

YEAR	GP	MIN	FGM	FBA	PCT.	3FG	3FGA	PCT.	FTM	FTA	PCT.	OFF.	DEF.	TOT.	AST.	PF	DQ.	STL	TO	BLK	PTS	AVG.
85-86	38	408	46	122	.377	0	2	.000	16	29	.552	46	64	110	19	95	0	6	29	23	108	2.8

TONY SNELL - 6-7, 200 - NEW MEXICO

YEAR	GP	MIN	FGM	FBA	PCT.	3FG	3FBA	PCT.	FTM	FTA	PCT.	OFF.	DEF.	TOT.	AST.	PF	DQ.	STL.	TO	BLK	PTS	AVG.
13-14	77	1231	129	336	.384	57	178	.320	31	41	.756	19	105	124	68	84	0	29	44	15	346	4.5
14-15	72	1412	159	371	.429	73	197	.371	44	55	.800	31	145	176	62	86	0	32	48	11	435	6.0
15-16	64	1301	126	339	.372	56	155	.361	30	33	.909	19	180	199	63	100	0	16	52	17	338	5.3
TOT	213	3944	414	1046	.396	186	530	.351	105	129	.814	69	430	499	193	270	0	77	144	43	1119	5.3

RICKY SOBERS - 6-3, 200 - NEVADA-LAS VEGAS

YEAR	GP	MIN	FGM	FBA	PCT.	3FG	3FBA	PCT.	FTM	FTA	PCT.	OFF.	DEF.	TOT.	AST.	PF	DQ.	STL.	TO	BLK	PTS	AVG.
79-80	82	2673	470	1002	.469	21	68	.309	200	239	.837	75	167	242	426	294	4	136	282	17	1161	14.2
80-81	71	1803	355	769	.462	17	66	.258	231	247	.935	46	98	144	284	225	3	98	206	17	958	13.5
81-82	80	1938	363	801	.453	19	76	.250	195	254	.768	37	105	142	301	238	6	73	217	18	940	11.8
TOT	233	6414	1188	2572	.462	57	210	.271	626	740	.846	158	370	528	1011	757	13	307	705	52	3059	13.1

DARIUS SONGAILA - 6-8, 240 - WAKE FOREST

YEAR	GP	MIN	FGM	FBA	PCT.	3FG	3FBA	PCT.	FTM	FTA	PCT.	OFF.	DEF.	TOT.	AST.	PF	DQ.	STL.	TO	BLK	PTS	AVG.
05-06	62	1329	236	491	.481	2	5	.400	94	115	.817	76	170	246	88	157	2	35	85	16	568	9.2

RORY SPARROW - 6-2, 175 - VILLANOVA

YEAR	GP	MIN	FGM	FBA	PCT.	3FG	3FBA	PCT.	FTM	FTA	PCT.	OFF.	DEF.	TOT.	AST.	PF	DQ.	STL.	TO	BLK	PTS	AVG.
87-88	55	992	112	274	.409	2	12	.167	24	33	.727	14	56	70	162	72	1	37	52	3	250	4.5
91-92	4	18	1	8	.125	1	2	.500	0	0	-	0	1	1	4	2	0	0	2	0	3	0.8
TOT	59	1010	113	282	.401	3	14	.214	24	33	.727	14	57	71	166	74	1	37	54	3	253	4.3

CRAIG SPITZER - 7-0, 225 - TULANE

YEAR	GP	MIN	FGM	FBA	PCT.	3FG	3FBA	PCT.	FTM	FTA	PCT.	OFF.	DEF.	TOT.	AST.	PF	DQ.	STL.	TO	BLK	PTS	AVG.
67-68	10	44	8	21	.381	-	-	-	2	3	.667	-	-	24	0	4	0	-	-	-	18	1.8

LARRY SPRIGGS - 6-7, 230 - HOWARD

YEAR	GP	MIN	FGM	FBA	PCT.	3FG	3FBA	PCT.	FTM	FTA	PCT.	OFF.	DEF.	TOT.	AST.	PF	DQ.	STL.	TO	BLK	PTS	AVG.
82-83	9	39	8	20	.400	0	0	-	5	7	.714	2	7	9	3	3	0	1	2	2	21	2.3

JOHN STARKS - 6-5, 185 - OKLAHOMA STATE

YEAR	GP	MIN	FGM	FBA	PCT.	3FG	3FBA	PCT.	FTM	FTA	PCT.	OFF.	DEF.	TOT.	AST.	PF	DQ.	STL.	TO	BLK	PTS	AVG.
99-00	4	82	11	34	.324	3	10	.300	5	5	1.000	0	10	10	11	9	0	7	7	0	37	7.5

KEITH STARR - 6-7, 195 - PITTSBURGH

YEAR	GP	MIN	FGM	FBA	PCT.	3FG	3FBA	PCT.	FTM	FTA	PCT.	OFF.	DEF.	TOT.	AST.	PF	DQ.	STL.	TO	BLK	PTS	AVG.
76-77	17	65	6	24	.250	-	-	-	2	2	1.000	6	4	10	6	11	0	1	0	0	14	0.8

MATT STEIGENGA - 6-7, 200 - MICHIGAN STATE

YEAR	GP	MIN	FGM	FBA	PCT.	3FG	3FBA	PCT.	FTM	FTA	PCT.	OFF.	DEF.	TOT.	AST.	PF	DQ.	STL.	TO	BLK	PTS	AVG.
96-97	2	12	1	4	.250	0	2	.000	1	2	.500	0	3	3	2	1	0	1	2	1	3	1.5

MICHAEL SWEETNEY - 6-8, 270 - GEORGETOWN

YEAR	GP	MIN	FGM	FBA	PCT.	3FG	3FBA	PCT.	FTM	FTA	PCT.	OFF.	DEF.	TOT.	AST.	PF	DQ.	STL.	TO	BLK	PTS	AVG.
05-06	66	1222	200	444	.450	0	0	---	133	204	.652	118	232	350	59	209	4	19	95	56	533	8.1
06-07	48	385	58	134	.433	0	0	-	37	66	.561	45	75	120	28	79	0	9	42	11	153	3.2
TOT	114	1607	258	578	.446	0	0	-	170	270	.630	163	307	470	87	288	4	28	137	67	686	6.0

DRAGAN TARLAC - 6-10, 260 - SERBIA; GREECE

YEAR	GP	MIN	FGM	FBA	PCT.	3FG	3FBA	PCT.	FTM	FTA	PCT.	OFF.	DEF.	TOT.	AST.	PF	DQ.	STL.	TO	BLK	PTS	AVG.
00-01	43	598	39	99	.394	0	0	-	25	33	.758	37	85	122	31	95	2	7	38	19	103	2.4

MARQUIS TEAGUE - 6-2, 190 - KENTUCKY

YEAR	GP	MIN	FGM	FBA	PCT.	3FG	3FBA	PCT.	FTM	FTA	PCT.	OFF.	DEF.	TOT.	AST.	PF	DQ.	STL.	TO	BLK	PTS	AVG.
12-13	48	392	43	113	.381	4	23	.174	9	16	.563	3	41	44	63	47	0	9	35	7	99	2.1
13-14	19	242	16	66	.242	2	10	.200	11	16	.688	1	18	19	28	25	0	2	17	4	45	2.5
TOT	67	634	59	179	.330	6	33	.182	20	32	.625	4	59	63	91	72	0	11	52	11	144	2.1

ALL-TIME ROSTER WITH STATISTICS

HISTORY

REGGIE THEUS - 6-6, 205 - NEVADA-LAS VEGAS

YEAR	GP	MIN	FGM	FGA	PCT.	3FG	3FGA	PCT.	FTM	FTA	PCT.	OFF.	DEF.	TOT.	AST.	PF	DQ.	STL	TO	BLK	PTS	AVG.
78-79	82	2753	537	1119	.480	-	-	-	264	347	.761	92	136	228	429	270	2	93	303	18	1338	16.3
79-80	82	3029	566	1172	.483	28	105	.267	500	597	.838	143	186	329	515	262	4	114	348	20	1660	20.2
80-81	82	2820	543	1097	.495	18	90	.200	445	550	.809	124	163	287	426	258	1	122	259	20	1549	18.9
81-82	82	2838	560	1194	.469	25	100	.250	363	449	.808	115	197	312	476	243	1	87	277	16	1508	18.4
82-83	82	2856	749	1567	.478	21	91	.231	434	542	.801	91	209	300	484	281	6	143	321	17	1953	23.8
83-84	31	801	92	237	.388	3	15	.200	84	108	.778	21	25	46	142	78	2	21	59	3	271	8.7
TOT	441	14897	3047	6386	.477	95	401	.237	2090	2593	.806	586	916	1502	2472	1392	16	580	1567	94	8279	18.8

JAMES THOMAS - 6-8, 245 - TEXAS

YEAR	GP	MIN	FGM	FGA	PCT.	3FG	3FGA	PCT.	FTM	FTA	PCT.	OFF.	DEF.	TOT.	AST.	PF	DQ.	STL	TO	BLK	PTS	AVG.
05-06	7	26	3	6	.500	0	0	-	0	0	-	4	4	8	0	3	0	0	0	0	6	0.9

KURT THOMAS - 6-9, 230 - TEXAS CHRISTIAN

YEAR	GP	MIN	FGM	FGA	PCT.	3FG	3FGA	PCT.	FTM	FTA	PCT.	OFF.	DEF.	TOT.	AST.	PF	DQ.	STL	TO	BLK	PTS	AVG.
10-11	52	1178	95	186	.511	1	1	1.000	20	32	.625	75	226	301	60	164	3	32	42	42	211	4.1

MALCOLM THOMAS - 6-9, 225 - PEPPERDINE, SAN DIEGO STATE

YEAR	GP	MIN	FGM	FGA	PCT.	3FG	3FGA	PCT.	FTM	FTA	PCT.	OFF.	DEF.	TOT.	AST.	PF	DQ.	STL	TO	BLK	PTS	AVG.
12-13	7	36	5	9	.556	0	0	-	2	4	.500	5	6	11	2	7	0	2	2	1	12	1.7

TIM THOMAS - 6-10, 240 - VILLANOVA

YEAR	GP	MIN	FGM	FGA	PCT.	3FG	3FGA	PCT.	FTM	FTA	PCT.	OFF.	DEF.	TOT.	AST.	PF	DQ.	STL	TO	BLK	PTS	AVG.
05-06	3	32	6	16	.375	1	6	.167	0	0	-	0	4	4	2	1	0	0	1	1	13	4.3
08-09	18	254	36	90	.400	19	43	.442	14	20	.700	8	34	42	12	27	0	6	10	0	105	5.8
TOT	21	286	42	106	.396	20	49	.448	14	20	.700	8	38	46	14	28	0	6	11	1	118	5.6

TYRUS THOMAS - 6-9, 215 - LOUISIANA STATE

YEAR	GP	MIN	FGM	FGA	PCT.	3FG	3FGA	PCT.	FTM	FTA	PCT.	OFF.	DEF.	TOT.	AST.	PF	DQ.	STL	TO	BLK	PTS	AVG.
06-07	72	966	134	282	.475	0	2	.000	106	175	.606	89	180	269	40	162	2	46	94	76	374	5.2
07-08	74	1330	186	440	.423	1	6	.167	129	174	.741	102	240	342	90	170	0	48	77	72	502	6.8
08-09	79	2175	308	683	.451	3	9	.333	238	304	.783	148	360	508	77	220	0	91	129	151	857	10.8
09-10	29	678	99	205	.483	0	1	.000	58	90	.644	42	141	183	33	64	2	40	52	48	256	8.8
TOT	254	5179	727	1610	.452	4	18	.222	531	743	.715	381	821	1202	240	616	4	225	352	347	1989	7.8

SEDALE THREATT - 6-2, 185 - WEST VIRGINIA TECH

YEAR	GP	MIN	FGM	FGA	PCT.	3FG	3FGA	PCT.	FTM	FTA	PCT.	OFF.	DEF.	TOT.	AST.	PF	DQ.	STL	TO	BLK	PTS	AVG.
86-87	40	778	131	273	.480	0	16	.000	53	66	.803	8	43	51	177	88	0	42	42	9	315	7.9
87-88	45	701	132	263	.502	2	20	.100	32	41	.780	12	43	55	107	71	0	27	44	3	298	6.6
TOT	85	1479	263	536	.491	2	36	.056	85	107	.794	20	86	106	284	159	0	69	86	12	613	7.2

NATE THURMOND - 6-11, 230 - BOWLING GREEN STATE

YEAR	GP	MIN	FGM	FGA	PCT.	3FG	3FGA	PCT.	FTM	FTA	PCT.	OFF.	DEF.	TOT.	AST.	PF	DQ.	STL	TO	BLK	PTS	AVG.
74-75	80	2756	250	686	.364	-	-	-	132	224	.589	259	645	904	328	271	6	46	-	195	632	7.9
75-76	13	260	20	45	.444	-	-	-	8	18	.444	14	57	71	26	15	0	4	-	12	48	3.7
TOT	93	3016	270	731	.369	-	-	-	140	242	.579	273	702	975	354	286	6	50	-	207	680	7.3

AL TUCKER - 6-8, 190 - OKLAHOMA BAPTIST

YEAR	GP	MIN	FGM	FGA	PCT.	3FG	3FGA	PCT.	FTM	FTA	PCT.	OFF.	DEF.	TOT.	AST.	PF	DQ.	STL	TO	BLK	PTS	AVG.
69-70	33	557	97	189	.513	-	-	-	37	45	.822	-	-	113	31	52	0	-	-	-	231	7.0

TRENT TUCKER - 6-5, 195 - MINNESOTA

YEAR	GP	MIN	FGM	FGA	PCT.	3FG	3FGA	PCT.	FTM	FTA	PCT.	OFF.	DEF.	TOT.	AST.	PF	DQ.	STL	TO	BLK	PTS	AVG.
92-93	69	909	143	295	.485	52	131	.397	18	22	.818	16	55	71	82	65	0	24	18	6	356	5.2

ELSTON TURNER - 6-5, 200 - MISSISSIPPI

YEAR	GP	MIN	FGM	FGA	PCT.	3FG	3FGA	PCT.	FTM	FTA	PCT.	OFF.	DEF.	TOT.	AST.	PF	DQ.	STL	TO	BLK	PTS	AVG.
86-87	70	936	112	252	.444	1	8	.125	23	31	.742	34	81	115	102	97	1	30	31	4	248	3.5
87-88	17	98	8	30	.267	0	0	-	1	2	.500	8	2	10	9	5	0	8	10	0	17	1.0
TOT	87	1034	120	282	.426	1	8	.125	24	33	.727	42	83	125	111	102	1	38	41	4	265	3.0

DENZEL VALENTINE - 6-6, 214 - MICHIGAN STATE

YEAR	GP	MIN	FGM	FGA	PCT.	3FG	3FGA	PCT.	FTM	FTA	PCT.	OFF.	DEF.	TOT.	AST.	PF	DQ.	STL	TO	BLK	PTS	AVG.
16-17	57	977	102	288	.354	73	208	.351	14	18	.778	11	140	151	63	86	0	30	49	7	291	5.1
17-18	77	2095	301	721	.417	143	370	.386	38	51	.745	48	345	393	244	185	1	65	99	11	783	10.2
TOT	134	3071	403	1009	.399	216	578	.374	52	69	.754	59	485	544	307	271	1	95	148	18	1074	8.0

NORM VAN LIER - G-2, 175 - ST. FRANCIS (PA)

YEAR	GP	MIN	FGM	FBA	PCT.	3FG	3FBA	PCT.	FTM	FTA	PCT.	OFF.	DEF.	TOT.	AST.	PF	DQ.	STL.	TO	BLK	PTS	AVG.
71-72	69	2140	306	671	.456	-	-	-	220	278	.791	-	-	299	491	207	4	-	-	-	832	12.1
72-73	80	2882	474	1064	.445	-	-	-	166	211	.787	-	-	438	567	269	5	-	-	-	1114	13.9
73-74	80	2863	427	1051	.406	-	-	-	288	370	.778	114	263	377	548	282	4	162	-	7	1142	14.3
74-75	70	2580	407	970	.420	-	-	-	236	298	.792	86	242	328	403	246	5	139	-	14	1050	15.0
75-76	76	3026	361	987	.366	-	-	-	235	319	.737	138	272	410	500	298	9	150	-	26	957	12.6
76-77	82	3087	300	729	.412	-	-	-	238	306	.778	108	262	370	636	268	3	129	-	16	838	10.2
77-78	78	2524	200	477	.419	-	-	-	172	229	.751	86	198	284	531	279	9	144	200	5	572	7.3
TOT	535	19122	2475	5949	.416	-	-	-	1555	2011	.773	532	1237	2506	3676	1849	39	724	200	68	6505	12.2

JARVIS VARNADO - G-9, 230 - MISSISSIPPI STATE

YEAR	GP	MIN	FGM	FBA	PCT.	3FG	3FBA	PCT.	FTM	FTA	PCT.	OFF.	DEF.	TOT.	AST.	PF	DQ.	STL.	TO	BLK	PTS	AVG.
13-14	1	2	0	0					0	0			0	0	0	1	0	0	0	0	0	0.0

DAVID VAUGHN - G-9, 240 - MEMPHIS

YEAR	GP	MIN	FGM	FBA	PCT.	3FG	3FBA	PCT.	FTM	FTA	PCT.	OFF.	DEF.	TOT.	AST.	PF	DQ.	STL.	TO	BLK	PTS	AVG.
97-98	3	6	1	1	1.000	0	0	-	2	4	.500	0	1	1	0	1	0	0	0	0	4	1.3

SAM VINCENT - G-2, 185 - MICHIGAN STATE

YEAR	GP	MIN	FGM	FBA	PCT.	3FG	3FBA	PCT.	FTM	FTA	PCT.	OFF.	DEF.	TOT.	AST.	PF	DQ.	STL.	TO	BLK	PTS	AVG.
87-88	29	953	138	309	.447	3	8	.375	99	107	.925	18	85	103	244	82	0	34	84	12	378	13.0
88-89	70	1703	274	566	.484	2	17	.118	106	129	.822	34	156	190	335	124	0	53	142	10	656	9.4
TOT	99	2656	412	875	.471	5	25	.200	205	236	.869	52	241	293	579	206	0	87	226	22	1034	10.4

NOAH VONLEH - G-9, 245 - INDIANA

YEAR	GP	MIN	FGM	FBA	PCT.	3FG	3FBA	PCT.	FTM	FTA	PCT.	OFF.	DEF.	TOT.	AST.	PF	DQ.	STL.	TO	BLK	PTS	AVG.
17-18	21	399	57	138	.413	18	60	.300	13	27	.481	35	109	144	21	26	0	13	16	6	145	6.9

JAKE VOSKUHL - G-11, 245 - CONNECTICUT

YEAR	GP	MIN	FGM	FBA	PCT.	3FG	3FBA	PCT.	FTM	FTA	PCT.	OFF.	DEF.	TOT.	AST.	PF	DQ.	STL.	TO	BLK	PTS	AVG.
00-01	16	143	11	25	.440	0	0	-	8	14	.571	12	22	34	5	38	0	5	12	6	30	1.9

DWYANE WADE - G-4, 220 - MARQUETTE

YEAR	GP	MIN	FGM	FBA	PCT.	3FG	3FBA	PCT.	FTM	FTA	PCT.	OFF.	DEF.	TOT.	AST.	PF	DQ.	STL.	TO	BLK	PTS	AVG.
16-17	60	1792	414	955	.434	45	145	.310	223	281	.794	63	207	270	228	112	0	86	138	41	1096	18.3

GRANVILLE WAITERS - G-11, 225 - OHIO STATE

YEAR	GP	MIN	FGM	FBA	PCT.	3FG	3FBA	PCT.	FTM	FTA	PCT.	OFF.	DEF.	TOT.	AST.	PF	DQ.	STL.	TO	BLK	PTS	AVG.
86-87	44	534	40	93	.430	0	1	.000	5	9	.556	38	49	87	22	83	1	10	16	31	85	1.9
87-88	22	114	9	29	.310	0	1	.000	0	2	.000	9	19	28	1	26	0	2	6	15	18	0.8
TOT	66	648	49	122	.402	0	2	.000	5	11	.455	47	68	115	23	109	1	12	22	46	103	1.6

ANDRE WAKEFIELD - G-3, 175 - LOYOLA (IL)

YEAR	GP	MIN	FGM	FBA	PCT.	3FG	3FBA	PCT.	FTM	FTA	PCT.	OFF.	DEF.	TOT.	AST.	PF	DQ.	STL.	TO	BLK	PTS	AVG.
78-79	2	8	0	1	.000	-	-	-	0	0		0	0	0	1	2	0	0	2	0	0	0.0

CHET WALKER - G-7, 215 - BRADLEY

YEAR	GP	MIN	FGM	FBA	PCT.	3FG	3FBA	PCT.	FTM	FTA	PCT.	OFF.	DEF.	TOT.	AST.	PF	DQ.	STL.	TO	BLK	PTS	AVG.
69-70	78	2726	596	1249	.477	-	-	-	483	568	.850	-	-	604	192	203	1	-	-	-	1675	21.5
70-71	81	2927	650	1398	.465	-	-	-	480	559	.859	-	-	588	179	187	2	-	-	-	1780	22.0
71-72	78	2588	619	1225	.505	-	-	-	481	568	.847	-	-	473	178	171	0	-	-	-	1719	22.0
72-73	79	2455	597	1248	.478	-	-	-	376	452	.832	-	-	395	179	166	1	-	-	-	1570	19.9
73-74	82	2661	572	1178	.486	-	-	-	439	502	.875	131	275	406	200	201	1	68	-	4	1583	19.3
74-75	76	2452	524	1076	.487	-	-	-	413	480	.860	114	318	432	169	181	0	49	-	6	1461	19.2
TOT	474	15809	3558	7374	.483	-	-	-	2672	3129	.854	245	593	2898	1097	1109	5	117	-	10	9788	20.6

DARRELL WALKER - G-4, 180 - ARKANSAS

YEAR	GP	MIN	FGM	FBA	PCT.	3FG	3FBA	PCT.	FTM	FTA	PCT.	OFF.	DEF.	TOT.	AST.	PF	DQ.	STL.	TO	BLK	PTS	AVG.
92-93	28	367	31	77	.403	0	0	-	10	20	.500	18	21	39	44	51	0	23	12	2	72	2.6

ALL-TIME ROSTER WITH STATISTICS

HISTORY

BEN WALLACE - 6-9, 240 - VIRGINIA UNION

YEAR	GP	MIN	FGM	FGA	PCT.	3FG	3FGA	PCT.	FTM	FTA	PCT.	OFF.	DEF.	TOT.	AST.	PF	DQ.	STL	TO	BLK	PTS	AVG.
06-07	77	2696	192	424	.453	1	5	.200	109	267	.408	303	518	821	186	153	0	111	101	156	494	6.4
07-08	50	1627	101	271	.373	0	4	.000	53	125	.424	175	266	441	92	86	0	69	49	80	255	5.1
TOT	127	4323	293	695	.422	1	9	.111	162	392	.413	478	784	1262	278	239	0	180	150	236	749	5.9

GERRY WARD - 6-4, 200 - BOSTON COLLEGE

YEAR	GP	MIN	FGM	FGA	PCT.	3FG	3FGA	PCT.	FTM	FTA	PCT.	OFF.	DEF.	TOT.	AST.	PF	DQ.	STL	TO	BLK	PTS	AVG.
66-67	76	1042	117	307	.381	-	-	-	87	138	.630	-	-	179	130	169	2	-	-	-	321	4.2

HAKIM WARRICK - 6-9, 219 - SYRACUSE

YEAR	GP	MIN	FGM	FGA	PCT.	3FG	3FGA	PCT.	FTM	FTA	PCT.	OFF.	DEF.	TOT.	AST.	PF	DQ.	STL	TO	BLK	PTS	AVG.
09-10	28	533	83	172	.483	0	1	.000	77	102	.755	40	62	102	17	43	0	7	23	8	243	8.7

JIM WASHINGTON - 6-7, 215 - VILLANOVA

YEAR	GP	MIN	FGM	FGA	PCT.	3FG	3FGA	PCT.	FTM	FTA	PCT.	OFF.	DEF.	TOT.	AST.	PF	DQ.	STL	TO	BLK	PTS	AVG.
66-67	77	1475	252	604	.417	-	-	-	88	159	.553	-	-	468	56	181	1	-	-	-	592	7.7
67-68	82	2525	418	915	.457	-	-	-	187	274	.682	-	-	825	113	233	1	-	-	-	1023	12.5
68-69	80	2705	440	1023	.430	-	-	-	241	356	.677	-	-	847	104	226	0	-	-	-	1121	14.0
TOT	239	6705	1110	2542	.437	-	-	-	516	789	.654	-	-	2140	273	640	2	-	-	-	2736	11.4

G.J. WATSON - 6-2, 175 - TENNESSEE

YEAR	GP	MIN	FGM	FGA	PCT.	3FG	3FGA	PCT.	FTM	FTA	PCT.	OFF.	DEF.	TOT.	AST.	PF	DQ.	STL	TO	BLK	PTS	AVG.
10-11	82	1091	146	394	.371	44	112	.393	69	93	.742	16	78	94	186	82	0	55	73	11	405	4.9
11-12	49	1159	161	437	.368	68	173	.393	84	104	.808	21	84	105	200	103	0	45	97	8	474	9.7
TOT	131	2250	307	831	.369	112	285	.393	153	197	.777	37	162	199	386	185	0	100	170	19	879	6.7

NICK WEATHERSPON - 6-7, 195 - ILLINOIS

YEAR	GP	MIN	FGM	FGA	PCT.	3FG	3FGA	PCT.	FTM	FTA	PCT.	OFF.	DEF.	TOT.	AST.	PF	DQ.	STL	TO	BLK	PTS	AVG.
77-78	41	611	86	194	.443	-	-	-	37	42	.881	57	68	125	32	74	0	19	49	10	209	5.1

BOB WEISS - 6-3, 180 - PENN STATE

YEAR	GP	MIN	FGM	FGA	PCT.	3FG	3FGA	PCT.	FTM	FTA	PCT.	OFF.	DEF.	TOT.	AST.	PF	DQ.	STL	TO	BLK	PTS	AVG.
68-69	62	1236	153	385	.397	-	-	-	101	126	.802	-	-	135	172	150	0	-	-	-	407	6.6
69-70	82	2544	365	855	.427	-	-	-	213	253	.842	-	-	227	474	206	0	-	-	-	943	11.5
70-71	82	2237	278	659	.422	-	-	-	226	269	.840	-	-	189	387	216	1	-	-	-	782	9.5
71-72	82	2450	358	832	.430	-	-	-	212	254	.835	-	-	170	377	212	1	-	-	-	928	11.3
72-73	82	2086	279	655	.426	-	-	-	159	189	.841	-	-	148	295	151	1	-	-	-	717	8.7
73-74	79	1708	263	564	.466	-	-	-	142	170	.835	32	71	103	303	156	0	104	-	12	668	8.5
TOT	469	12261	1696	3950	.429	-	-	-	1053	1261	.835	32	71	972	2008	1091	3	104	-	12	4445	9.5

BILL WENNINGTON - 7-0, 270 - ST. JOHN'S (NY)

YEAR	GP	MIN	FGM	FGA	PCT.	3FG	3FGA	PCT.	FTM	FTA	PCT.	OFF.	DEF.	TOT.	AST.	PF	DQ.	STL	TO	BLK	PTS	AVG.
93-94	76	1371	235	482	.488	0	2	.000	72	88	.818	117	236	353	70	214	4	43	75	29	542	7.1
94-95	73	958	156	317	.492	0	4	.000	51	63	.810	64	126	190	40	198	5	22	39	17	363	5.0
95-96	71	1065	169	343	.493	1	1	1.000	37	43	.860	58	116	174	46	171	1	21	37	16	376	5.3
96-97	61	783	118	237	.498	0	2	.000	44	53	.830	46	83	129	41	132	1	10	31	11	280	4.6
97-98	48	467	75	172	.436	0	0	-	17	21	.810	32	48	80	19	77	1	4	16	5	167	3.5
98-99	38	451	62	178	.348	1	1	1.000	18	22	.818	20	59	79	18	79	1	13	17	12	143	3.8
TOT	367	5093	815	1729	.471	2	10	.200	239	290	.824	337	668	1005	234	871	13	113	215	90	1871	5.1

WALT WESLEY - 6-11, 230 - KANSAS

YEAR	GP	MIN	FGM	FGA	PCT.	3FG	3FGA	PCT.	FTM	FTA	PCT.	OFF.	DEF.	TOT.	AST.	PF	DQ.	STL	TO	BLK	PTS	AVG.
69-70	72	1407	270	648	.417	-	-	-	145	219	.662	-	-	455	68	184	1	-	-	-	685	9.5

ENNIS WHATLEY - 6-3, 180 - ALABAMA

YEAR	GP	MIN	FGM	FGA	PCT.	3FG	3FGA	PCT.	FTM	FTA	PCT.	OFF.	DEF.	TOT.	AST.	PF	DQ.	STL	TO	BLK	PTS	AVG.
83-84	80	2159	261	556	.469	0	2	.000	146	200	.730	63	134	197	662	223	4	119	268	17	668	8.4
84-85	70	1385	140	313	.447	1	9	.111	68	86	.791	34	67	101	381	141	1	66	144	10	349	5.0
TOT	150	3544	401	869	.461	1	11	.091	214	286	.748	97	201	298	1043	364	5	185	412	27	1017	6.8

TONY WHITE - G-2, 170 - TENNESSEE

YEAR	GP	MIN	FGM	FBA	PCT.	3FG	3FBA	PCT.	FTM	FTA	PCT.	OFF.	DEF.	TOT.	AST.	PF	DQ.	STL.	TO	BLK	PTS	AVG.
87-88	2	2	0	0	-	0	0	-	0	0	-	0	0	0	0	0	0	0	0	0	0	0.0

MITCHELL WIGGINS - G-4, 185 - CLEMSON; FLORIDA STATE

YEAR	GP	MIN	FGM	FBA	PCT.	3FG	3FBA	PCT.	FTM	FTA	PCT.	OFF.	DEF.	TOT.	AST.	PF	DQ.	STL.	TO	BLK	PTS	AVG.
83-84	82	2123	399	890	.448	7	29	.241	213	287	.742	138	190	328	187	278	8	106	139	11	1018	12.4

KEN WILBURN - G-6, 195 - CENTRAL STATE (OH)

YEAR	GP	MIN	FGM	FBA	PCT.	3FG	3FBA	PCT.	FTM	FTA	PCT.	OFF.	DEF.	TOT.	AST.	PF	DQ.	STL.	TO	BLK	PTS	AVG.
67-68	3	26	5	9	.556	-	-	-	1	4	.250	-	-	10	2	4	0	-	-	-	11	3.7
68-69	4	14	3	8	.375	-	-	-	1	4	.250	-	-	3	1	1	0	-	-	-	7	1.8
TOT	7	40	8	17	.471	-	-	-	2	8	.250	-	-	13	3	5	0	-	-	-	18	2.6

BOBBY WILKERSON - G-6, 195 - INDIANA

YEAR	GP	MIN	FGM	FBA	PCT.	3FG	3FBA	PCT.	FTM	FTA	PCT.	OFF.	DEF.	TOT.	AST.	PF	DQ.	STL.	TO	BLK	PTS	AVG.
80-81	80	2238	330	715	.462	1	10	.100	137	163	.840	86	196	282	272	170	0	102	175	23	798	10.0

JAMES WILKES - G-7, 200 - UCLA

YEAR	GP	MIN	FGM	FBA	PCT.	3FG	3FBA	PCT.	FTM	FTA	PCT.	OFF.	DEF.	TOT.	AST.	PF	DQ.	STL.	TO	BLK	PTS	AVG.
80-81	48	540	85	184	.462	0	1	.000	29	42	.690	36	60	96	30	86	0	25	34	12	199	4.1
81-82	57	862	128	266	.481	0	1	.000	58	80	.725	62	97	159	64	112	0	30	62	18	314	5.5
TOT	105	1402	213	450	.473	0	2	.000	87	122	.713	98	157	255	94	198	0	55	96	30	513	4.9

BRIAN WILLIAMS (LATER BISON DELE) - G-11, 260 - MARYLAND; ARIZONA

YEAR	GP	MIN	FGM	FBA	PCT.	3FG	3FBA	PCT.	FTM	FTA	PCT.	OFF.	DEF.	TOT.	AST.	PF	DQ.	STL.	TO	BLK	PTS	AVG.
96-97	9	138	26	63	.413	0	0	-	11	15	.733	14	19	33	12	20	0	3	11	5	63	7.0

COREY WILLIAMS - G-2, 190 - OKLAHOMA STATE

YEAR	GP	MIN	FGM	FBA	PCT.	3FG	3FBA	PCT.	FTM	FTA	PCT.	OFF.	DEF.	TOT.	AST.	PF	DQ.	STL.	TO	BLK	PTS	AVG.
92-93	35	242	31	85	.365	1	3	.333	18	22	.818	19	12	31	23	24	0	4	11	2	81	2.3

FRANK WILLIAMS - G-3, 210 - ILLINOIS

YEAR	GP	MIN	FGM	FBA	PCT.	3FG	3FBA	PCT.	FTM	FTA	PCT.	OFF.	DEF.	TOT.	AST.	PF	DQ.	STL.	TO	BLK	PTS	AVG.
04-05	9	71	3	20	.150	0	4	.000	-	-	-	2	4	6	11	9	0	2	3	3	6	0.7

JAY WILLIAMS - G-2, 195 - DUKE

YEAR	GP	MIN	FGM	FBA	PCT.	3FG	3FBA	PCT.	FTM	FTA	PCT.	OFF.	DEF.	TOT.	AST.	PF	DQ.	STL.	TO	BLK	PTS	AVG.
02-03	75	1961	273	685	.399	65	202	.322	103	161	.640	27	168	195	350	179	1	86	171	17	714	9.5

JEROME WILLIAMS - G-9, 230 - GEORGETOWN

YEAR	GP	MIN	FGM	FBA	PCT.	3FG	3FBA	PCT.	FTM	FTA	PCT.	OFF.	DEF.	TOT.	AST.	PF	DQ.	STL.	TO	BLK	PTS	AVG.
03-04	53	1230	130	279	.466	0	7	.000	85	126	.675	142	205	347	61	104	0	71	51	5	345	6.5

SCOTT WILLIAMS - G-10, 230 - NORTH CAROLINA

YEAR	GP	MIN	FGM	FBA	PCT.	3FG	3FBA	PCT.	FTM	FTA	PCT.	OFF.	DEF.	TOT.	AST.	PF	DQ.	STL.	TO	BLK	PTS	AVG.
90-91	51	337	53	104	.510	1	2	.500	20	28	.714	42	56	98	16	51	0	12	23	13	127	2.5
91-92	63	690	83	172	.483	0	3	.000	48	74	.649	90	157	247	50	122	0	13	35	36	214	3.4
92-93	71	1369	166	356	.466	0	7	.000	90	126	.714	168	283	451	68	230	3	55	73	66	422	5.9
93-94	38	638	114	236	.483	1	5	.200	60	98	.612	69	112	181	39	112	1	16	44	21	289	7.6
TOT	223	3034	416	868	.479	2	17	.118	218	326	.669	369	608	977	173	515	4	96	175	136	1052	4.7

DEDRIC WILLOUGHBY - G-3, 185 - NEW ORLEANS; IOWA STATE

YEAR	GP	MIN	FGM	FBA	PCT.	3FG	3FBA	PCT.	FTM	FTA	PCT.	OFF.	DEF.	TOT.	AST.	PF	DQ.	STL.	TO	BLK	PTS	AVG.
99-00	25	508	61	179	.341	29	98	.296	39	51	.765	11	40	51	66	32	0	23	37	2	190	7.6

ALL-TIME ROSTER WITH STATISTICS

BOB WILSON - 6-3, 175 - WICHITA STATE

YEAR	GP	MIN	FGM	FBA	PCT.	3FG	3FBA	PCT.	FTM	FTA	PCT.	OFF.	DEF.	TOT.	AST.	PF	DQ.	STL.	TO	BLK	PTS	AVG.
74-75	48	425	115	225	.511	-	-	-	46	58	.793	18	34	52	36	54	1	22	-	1	276	5.8
75-76	58	856	197	489	.403	-	-	-	43	58	.741	32	62	94	52	96	1	25	-	2	437	7.5
TOT	106	1281	312	714	.437	-	-	-	89	116	.767	50	96	146	88	150	2	47	-	3	713	6.7

GEORGE WILSON - 6-8, 230 - CINCINNATI

YEAR	GP	MIN	FGM	FBA	PCT.	3FG	3FBA	PCT.	FTM	FTA	PCT.	OFF.	DEF.	TOT.	AST.	PF	DQ.	STL.	TO	BLK	PTS	AVG.
66-67	43	448	77	193	.399	-	-	-	45	70	.643	-	-	163	15	73	0	-	-	-	199	4.6

DAVID WOOD - 6-9, 230 - NEVADA-RENO

YEAR	GP	MIN	FGM	FBA	PCT.	3FG	3FBA	PCT.	FTM	FTA	PCT.	OFF.	DEF.	TOT.	AST.	PF	DQ.	STL.	TO	BLK	PTS	AVG.
88-89	2	2	0	0	-	0	0	-	0	0	-	0	0	0	0	0	0	0	0	0	0	0.0

ORLANDO WOOLRIDGE - 6-9, 215 - NOTRE DAME

YEAR	GP	MIN	FGM	FBA	PCT.	3FG	3FBA	PCT.	FTM	FTA	PCT.	OFF.	DEF.	TOT.	AST.	PF	DQ.	STL.	TO	BLK	PTS	AVG.
81-82	75	1188	202	394	.513	0	3	.000	144	206	.699	82	145	227	81	152	1	23	107	24	548	7.3
82-83	57	1627	361	622	.580	0	3	.000	217	340	.638	122	176	298	97	177	1	38	157	44	939	16.5
83-84	75	2544	570	1086	.525	1	2	.500	303	424	.715	130	239	369	136	253	6	71	188	60	1444	19.3
84-85	77	2816	679	1225	.554	0	5	.000	409	521	.785	158	277	435	135	185	0	58	178	38	1767	22.9
85-86	70	2248	540	1090	.495	4	23	.174	364	462	.788	150	200	350	213	186	2	49	174	47	1448	20.7
TOT	354	10423	2352	4417	.532	5	36	.139	1437	1953	.736	642	1037	1679	662	953	10	239	804	213	6146	17.4

SAM WORTHEN - 6-5, 195 - MARQUETTE

YEAR	GP	MIN	FGM	FBA	PCT.	3FG	3FBA	PCT.	FTM	FTA	PCT.	OFF.	DEF.	TOT.	AST.	PF	DQ.	STL.	TO	BLK	PTS	AVG.
80-81	64	945	95	192	.495	0	4	.000	45	60	.750	22	93	115	115	115	0	57	91	6	235	3.7

PERRY YOUNG - 6-5, 210 - VIRGINIA TECH

YEAR	GP	MIN	FGM	FBA	PCT.	3FG	3FBA	PCT.	FTM	FTA	PCT.	OFF.	DEF.	TOT.	AST.	PF	DQ.	STL.	TO	BLK	PTS	AVG.
86-87	5	20	2	4	.500	0	0	-	1	2	.500	0	1	1	0	3	0	1	1	0	5	1.0

PAUL ZIPSER - 6-8, 226 - GERMANY

YEAR	GP	MIN	FGM	FBA	PCT.	3FG	3FBA	PCT.	FTM	FTA	PCT.	OFF.	DEF.	TOT.	AST.	PF	DQ.	STL.	TO	BLK	PTS	AVG.
16-17	44	843	88	221	.398	33	99	.333	31	40	.775	15	110	125	36	78	0	15	40	16	240	5.5
17-18	54	823	81	234	.346	37	110	.336	19	25	.760	13	118	131	46	86	0	20	43	15	218	4.0
TOT	98	1667	169	455	.371	70	209	.335	50	66	.758	28	228	256	82	164	0	35	83	31	458	4.7

CONTENTS

McGRATH

And Here's Chicago's Winning Line-Up

McGRATH
OF WESTMONT



500 E. Ogden Ave., Westmont
(630) 323-5600

McGRATH
OF CHICAGO



1250 W. Division St., Chicago
(773) 342-6300

McGRATH
OF WESTMONT



400 East Ogden Ave., Westmont
(630) 323-8200


McGRATH
CITY 

6720 W. Grand Ave., Chicago
(888) 525-0545


McGRATH
CITY 

6750 W. Grand Ave., Chicago
(888) 318-4646

When You Do The Math...You'll Choose McGrath!

www.mcgrathimports.com



RAM

MIDWAY

DODGE

**SCORE MORE!
SAVINGS**



at

MIDWAY DODGE



RAM

MIDWAY

DODGE

4747 South Pulaski Rd. • Chicago, IL 60632

312-620-9795

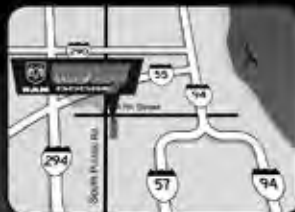
SERVICE HOURS:

Mon.-Fri. 7:30am to 6:00pm
Sat. 8:00am to 4:00pm

SALES HOURS:

Mon.-Fri. 9:00am to 9:00 pm
Sat 9:00am to 7:00pm

**In Business For
Over 50 Years!**



Visit Us 24/7 Online @: www.midwaydodge.com



COMMUNITY



CHICAGO BULLS IN THE COMMUNITY

The Chicago Bulls have a strong history of giving back to the community by contributing time, materials, resources and financial support to organizations that share the team's commitment to youth education, youth health and wellness, violence prevention, and military and first responder support. Chicago Bulls Charities, our team charity, along with the team's Community Relations Department and entire basketball family work to address community concerns and find ways for the Bulls to make a positive impact on the lives of those in need.

Our community outreach truly never has an off-season. Our players, coaches and front office staff work year-round to establish connections with local communities. During the 2018-19 season, the Bulls hosted or supported more than 180 community events in our key focus areas. Bulls players and ambassadors made more than 500 appearances in the community and 600 volunteers from the team's front office staff, along with corporate partners and community organizations, spent more than 2,000 hours out in the community. In total, our work in the community impacted more than 200,000 Chicagoans.

We look forward to another year of community events and initiatives during the 2019-20 season.



Youth Guidance BAM Basketball Tournament



An Evening with the Chicago Bulls

CHICAGO BULLS CHARITIES

Each season, Chicago Bulls Charities distributes financial grants to nonprofit organizations that support underserved Chicagoans and share the team's commitment to our focus areas. Grants are made through Chicago Bulls Charities and the Chicago Bulls Community Assist Fund, a Robert R. McCormick Foundation Fund. During the 2018-19 season, we distributed over \$1.1 million in financial support and over \$2.5 million in in-kind support, including more than 500 autographed items and 25,000 tickets.

We rely in large part on contributions from our corporate partners, individuals, and annual fundraising events and programs to fund the team's annual grant program and community initiatives. An Evening with the Chicago Bulls (EWCB) is our signature fundraising event featuring our roster of players, coaches, legends, management and broadcasters in attendance to dine and mingle with fans. In addition to raising necessary funds, EWCB provides the organization with the opportunity to highlight the impact of our charitable efforts and demonstrate our role in the community. Additional fundraising programs include memorabilia sales, fan experiences and our 50/50 raffle.

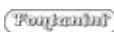
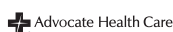
FOR MORE INFORMATION, PLEASE VISIT [BULLS.COM/COMMUNITY](https://bulls.com/community)

COMMUNITY PARTNERS & INITIATIVES

The Chicago Bulls and Chicago Bulls Charities support more than 60 community partners and organize events and initiatives in our core focus areas of youth education, youth health and wellness, violence prevention, and military and first responder support.

- * 100 Club of Chicago
- * Advocate Children's Hospitals
- * After-School All-Stars
- * After School Matters
- * American Red Cross
- * Ann & Robert H. Lurie Children's Hospital of Chicago
- * Bear Necessities Pediatric Cancer Foundation
- * Big Brothers Big Sisters of Metropolitan Chicago
- * Boys & Girls Club Chicago
- * Boys & Girls Club of Elgin
- * Breakthrough Urban Ministries
- * Bright Pink
- * Bright Star Community Outreach Corporation
- * BUILD
- * Cara
- * Cal's Angels
- * Chicago Bulls College Prep
- * Chicago Hope Academy
- * Chicago Housing Authority
- * Chicago Parks Foundation
- * Chicago Police Department
- * Chicago Public Schools
- * Chicago Sports Alliance
- * Children's Home and Aid
- * Common Ground Foundation
- * Embarc, Inc.
- * Gateway Green
- * Gilda's Club Chicago
- * Great Lakes Naval Base
- * Greater Chicago Food Depository
- * Heartland Alliance
- * Hundred Club of Cook County
- * Ingenuity
- * James R. Jordan Boys & Girls Club
- * La Rabida Children's Hospital
- * Lawndale Community Health Center
- * Make-a-Wish Foundation
- * Marwen
- * Mercy Home for Boys & Girls
- * Museum of Science & Industry
- * Northwestern University Settlement House
- * Pacific Garden Mission
- * Pilgrim Development Corp
- * Posse Foundation
- * R.H. Lee Elementary School
- * Ronald McDonald House Charities of Chicagoland and Northwest Indiana
- * Rush University Medical Center
- * Salvation Army Ray & Joan Kroc Corps Community Center
- * SocialWorks
- * Special Leisure Services LLC
- * TAPS
- * The Faith Community of St. Sabina
- * University of Chicago Crime Lab
- * Union League Boys and Girls Club
- * Urban Alliance
- * USD of Illinois
- * William H. Brown Elementary School
- * Wings Program
- * Youth Advocate Programs
- * Youth Guidance/Becoming a Man (B.A.M.) and Working on Womanhood (W.O.W.)

The Bulls thank these corporate partners for their support of our community initiatives:





Ronald McDonald House Visit



First Alert Take Charge of Fire Safety



Pacific Garden Mission Thanksgiving Dinner


CHICAGO BULLS IN THE COMMUNITY



SPIN Fundraising Event



United Fantasy Flight



Hoops to Homework Tournament



Youth Guidance WOW Clinic



CHA Holiday Party



Youth Guidance All-Star Finale



Chicago Sports Alliance



Chicago Sports Alliance



TAPS Tour VIP Event



ABOUT NBA CARES

NBA Cares is the league's global social responsibility program that builds on the NBA's mission of addressing important social issues. NBA Cares programs and participants have provided more than 4.5 million hours of hands-on service and created more than 1,210 places where kids and families can live, learn or play in communities around the world. The NBA also engages more than 26 million youth annually, inspiring play and teaching the values of the game. NBA Cares works with internationally recognized youth-serving programs that support education, youth and family development, and health-related causes, including: Thurgood Marshall College Fund, Special Olympics, YMCA of the USA, Boys & Girls Clubs of America, UNICEF, the Make-A-Wish Foundation, Share Our Strength and GLSEN.



CONTENTS



Napleton Fleet Group



Want to Get Ahead?

Relax. Napleton Fleet Group can handle all of your company's vehicle needs—anywhere in the country. Whether you need to lease or purchase, we have the products, services, and people to get you back on the road in style.

Call us today or visit us at www.napleton.com
P.O. Box 5226 Oak Brook, IL 60522-5226
Phone: 630.530.0250 • Fax: 630.530.0562



**SCHAUMBURG
TOYOTA**



Mercedes-Benz
of St. Charles

MIDTOWN
 **TOYOTA**

SPRINTER
of St. Charles

A silhouette of the Chicago skyline, including prominent buildings like the Willis Tower, is visible in the background at the bottom of the advertisement.

www.ResnickAutoGroup.com



MEDIA



MATT YOB

DIRECTOR OF PUBLIC & MEDIA RELATIONS

Enters his 19th season in the NBA, and his 17th with the Bulls ... assists with all day-to-day public and media relations responsibilities ... serves as a liaison between the Bulls and local, national and international media ... also assists with the coordination of player and staff interviews, written information disseminated by the Bulls and team travel ... a native of Milwaukee, he has also previously worked for the Houston Rockets and the Indiana Pacers ... he graduated from the University of Wisconsin-Whitewater with a B.A. in Public Relations ... Matt and his wife, Krisha, reside in Mount Prospect with their three children, Jacob, Ella and Taylor.



BETH GRADY

SENIOR MANAGER OF PUBLIC & MEDIA RELATIONS

In her sixth season with the Bulls ... began her career with the team in January 2014 as the Manager of Corporate Communications and joined the Public and Media Relations team in July 2016 ... assists with all day-to-day public and media relations responsibilities, including gamenotes, press releases, facilitating player interviews, team travel and maintaining historical information ... serves as a liaison between the Bulls and all media ... joined the Bulls after spending four years in the nonprofit industry and as a Student Assistant with Illinois State Athletics ... graduated from Illinois State with a B.A. in Public Relations and a minor in Psychology ... currently resides in Chicago with her husband, Sean.



KRISTEN DEAHL

MANAGER OF PUBLIC & MEDIA RELATIONS

Entering her fifth season with the Bulls and ninth in the NBA ... assists with all the day-to-day public and media relations responsibilities, including gamenotes, press releases, facilitating player and staff interviews, team travel and maintaining historical information ... serves as a liaison between the team and all media ... joined the Bulls after four seasons with the Milwaukee Bucks – one of which the PR team won the Brian McIntyre Media Relations Award (2011-12) ... also has experience working in the NFL through the Hunt Sports Group (ownership group of the Kansas City Chiefs) and a two-season internship with the Baltimore Ravens ... born and raised in Dallas ... graduated from Colorado State University with a degree in Technical Journalism, concentration Public Relations ... currently resides in Chicago.



MATT SCULL

PUBLIC & MEDIA RELATIONS ASSOCIATE

Entering his first season with the Bulls ... assists with all public and media relations duties, which includes the compilation of news clips, game notes, statistical and historical information, press releases and the distribution of player mail ... joined the Bulls after two seasons in the NBA, working in the public relations department for the Philadelphia 76ers, and one season in MLS, working in the public relations department for the Philadelphia Union ... also interned with the London Basketball Association while studying in the UK ... graduated from Temple University with a B.A. in Journalism ... Matt is a native of Yardley, Pa. ... currently resides in Chicago.

MEDIA INFORMATION

In 2019-20, the Chicago Bulls will tip off their 54th season in the NBA and 25th year at the United Center. The Chicago Bulls appreciate the continued coverage and support from the media, and we look forward to assisting you again this season.

In an effort to provide a professional working environment, the Bulls have established the following guidelines for the 2019-20 season:

CREDENTIALS

We will honor all reasonable requests for credentials from recognized newspapers, magazines, radio and television outlets. The only season passes that will be honored at the United Center are Bulls season credentials and NBA season credentials. Each of those credentials will admit the bearer to the United Center, the upstairs press box, press row, the press work room and both locker rooms. However, **IN ORDER TO RESERVE SEATING, MEDIA MEMBERS HOLDING SEASON PASSES SHOULD NOTIFY THE BULLS PUBLIC AND MEDIA RELATIONS DEPARTMENT IF THEY ARE PLANNING TO COVER A GAME.** Individual single-game press and photo credentials can be secured for accredited media members by contacting the Bulls Public and Media Relations Department (bullspr@bulls.com) no later than 5 p.m. the day before a game (by 5 p.m. Friday for a weekend or Monday game). Single-game passes can be picked up at Gate 3 1/2 on the northeast corner of the United Center.

Credentials must be visibly worn in the United Center to assure proper access to designated areas. In all cases, season and single-game passes are non-transferable. Any unauthorized use will subject the bearer to ejection from the United Center and the forfeiture of the credential.

PHOTOGRAPHERS

A single-game credential will be issued to accredited photographers from large-circulation Chicagoland daily newspapers. Photographers from other newspapers or magazines wishing to work specific games must have their photo editor submit a request for a single-game pass. Freelance photographers needing credentials must submit a request indicating a specific assignment from an accredited media outlet.

INTERNATIONAL MEDIA POLICY

International media interested in covering NBA regular season games must first submit a request in writing to Michael Perrelli (mperrelli@nba.com) with the NBA league office. If approved by the NBA, photo identification will be required when picking up confirmed credentials at the media entrance. Additional information on international media policies can be obtained by calling the NBA League Office (212-407-8000).

PRESS WORK ROOM

The press room is located on the service level in the northwest corner of the United Center and opens three hours prior to each game. Working media with valid credentials will be allowed into the press room. The work area is equipped with photography rooms, electrical outlets, phones and wireless Internet service.

LOCKER ROOM

In accordance with NBA policy, the Bulls' and visitors' locker rooms will be open to accredited media members for a 30-minute period beginning 75 minutes prior to each game (5:45-6:15 p.m. for a 7 p.m. game) and no later than 15 minutes following the conclusion of the game. ONLY working media members with valid credentials will be admitted into the locker rooms. **STILL PHOTOGRAPHY AND LIVE VIDEO IS NOT ALLOWED IN EITHER TEAMS' LOCKER ROOM AT ANY TIME.** Media members are also prohibited from using cell phones as anything other than a recording device inside the locker room. The Bulls' locker room is located on the north end of the service level, while the visitor's locker room is located adjacent to the press room.

POST-GAME TV AND RADIO INTERVIEWS

Please be sure to list THREE choices for radio and television post-game interview requests. This will ensure an interviewee in case your first and second choices are unavailable.

SERVICES

A pregame meal will be available in the press room at a charge of \$8.00. Prior to the game, the media will be provided with notes and other game-related information. All statistical services including play-by-play, quarter statistics, halftime and final box scores, and postgame quotes will be distributed to all press seat locations.

AUTOGRAPHS/PERSONAL CAMERAS

No autographs of players or coaches are allowed. Personal cameras and camera phones are only permitted to record interviews.



CHUCK SWIRSKY RADIO PLAY-BY-PLAY ANNOUNCER

Chuck Swirsky begins his 12th season as radio play-by-play announcer for all Bulls games and his 22nd season broadcasting games in the NBA ... Swirsky also contributes a daily in season column on Bulls.com ... Swirsky joined the Bulls from the Toronto Raptors where he served as the team's signature voice for 10 seasons ... Swirsky also broadcast a combined 18 seasons of college basketball for DePaul University and the University of Michigan respectively ... Swirsky was also the Bulls public address announcer from 1980-83 ... on Sept. 30, 1994, the Governor of Illinois proclaimed Chuck Swirsky Day for the state of Illinois ... Swirsky has spent the past five seasons filling in as play-by-play TV announcer for the Chicago White Sox ... Swirsky is inducted into three Halls of Fame: Chicagoland Sports Hall of Fame, Illinois Basketball

Coaches Association Hall of Fame and the WGN Walk of Fame ... Swirsky is deeply involved with Chicago Bulls Charities and attends various community relations events.



BILL WENNINGTON RADIO ANALYST

Bill Wennington enters his 17th season as color commentator for all Chicago Bulls radio broadcasts ... Wennington is partnered with Chuck Swirsky to broadcast Bulls games on WSCR 670 AM and the Bulls Radio Network ... fans can also see Wennington representing the Bulls at various charity events throughout the Chicagoland area ... served as a mentor and coordinator of the Bulls' player relations program for three years (2001-2004) ... was a sideline reporter for FOX SportsNet Chicago during the 2002-03 season ... a 13-year veteran of the NBA, he spent six seasons with the Bulls (1993-94 through 1998-99), which included three World Championships ... a native of Montreal, he was also a member of the 1994 and 1992 Canadian Olympic Teams ... inducted into the Chicagoland Sports Hall of Fame and the Quebec Basketball Hall of Fame, as

well as the Canadian Basketball Hall of Fame ... played his college basketball at St. John's University and was inducted into the school's Basketball Hall of Fame in 2002 ... he and his wife, Anne, reside in Lake Forest and have one son, Rob.



OMAR RAMOS SPANISH RADIO PLAY-BY-PLAY ANNOUNCER

Omar Ramos begins his ninth season as play-by-play announcer for all Chicago Bulls Spanish broadcasts on Univision Deportes Radio America 1200 AM Radio ... Ramos has also served as the play-by-play announcer for Spanish broadcasts for the Chicago Cubs, Chicago White Sox, Chicago Bears and Chicago Blackhawks ... currently, he serves as the afternoon drive host of two of Univision Radio's top Chicago stations (Latino Mix 93.5 FM and Weekends on La Que Buena 105.1 FM) and as a weekend sports anchor for Univision Chicago's Contacto Deportivo Extra ... Ramos has been nominated twice for a Marconi Award (2010, 2017) for "Best Major Market Media Spanish Announcer" ... a native of California's Central Valley, Ramos studied Mass Communications at MJC.



HECTOR LOZANO SPANISH RADIO ANALYST

His name is synonymous with sports in Chicago, for 25 years, Héctor Lozano has been the most recognized face in local sports ... as sport director for Univision Chicago, Héctor leads Chicago local media sports initiatives across all platforms, including TV, radio, digital, and social media ... as the face of sports for Univision Chicago Local Media, Héctor binds together the audience with our official partnerships with the Bulls, White Sox, Bears, Cubs, Fire and Blackhawks ... his passion for sports means he's presenting sports daily on Univision Chicago's newscast, conducting his daily sports show on TUDN Radio 1200AM "El Vestidor" (The Locker Room) every day at 4 pm and doing play-by-play for the Chicago Bears, Fire and Blackhawks and radio analyst for Bulls and Cubs ... he is also the local face of TUDN often tapped into as a collaborate for the network coverage.



NEIL FUNK TELEVISION PLAY-BY-PLAY ANNOUNCER

Neil Funk enters his 29th season broadcasting Chicago Bulls basketball ... Funk teams up with Stacey King to broadcast Bulls basketball on its television broadcasts on NBC Sports Chicago ... prior to the Bulls, he served as the announcer for Philadelphia 76ers games on WPHL-TV for four seasons ... was the recipient of an Emmy award for his broadcasting in 1989 ... he began his career in 1971, announcing University of Illinois basketball and football, as well as Danville Warrior games (Milwaukee Brewers farm club) on WITY Radio ... his first NBA stint was in 1976-77, when he broadcast the Sixers on WIBG Radio ... he then moved to Kansas City, where he announced Kings games ... while serving as the Kings' broadcaster, he was named Missouri's best sports broadcaster three times ... he returned to Philadelphia and broadcast Sixers games on WPHL-TV and WFIL Radio from 1982-1985 ... the following three seasons he handled play-by-play for the New Jersey Nets on WNBC and WNEW ... Neil and his wife, Renee, reside in Chicago, and have one son, William.



STACEY KING TELEVISION ANALYST

Stacey King teams with broadcast veteran Neil Funk for his 14th season to call Chicago Bulls games on NBC Sports Chicago ... during the 2005-06 season, King was the studio analyst for Bulls Pre-Game Live and Post-Game Live shows on Comcast SportsNet ... King was a member of three Bulls World Championship teams (1991, 1992, 1993) ... an eight-year veteran of the NBA, he spent four-and-a-half seasons in Chicago ... he also played for Minnesota, Miami, Boston and Dallas ... after his playing days, King went straight into coaching and was hired as head coach of the CBA's Rockford Lightning for four seasons, where he led them to the championship game for the first time in 18 years ... he was a consensus First Team All-American at the University of Oklahoma ... he was the leading scorer in the 1988 NCAA Tournament and the Big Eight Player of the Year in 1989 ... King left Oklahoma ranked fifth in scoring, seventh in rebounding and second in blocked shots, and he helped the Sooners post a 65-10 record over his final two seasons in Norman ... on Jan. 19, 2008, King had his jersey retired by the University of Oklahoma, one of four former Sooner greats to receive this special honor ... King resides in Long Grove with his wife, Debi, and has four sons: Erick, 27, Garrett, 26, Brandon, 23, and Mason, 20.



TOMMY EDWARDS PUBLIC ADDRESS ANNOUNCER

Tommy Edwards is back on the mic for his 29th season as public address announcer for the Chicago Bulls ... Edwards is credited with originating the use of "Sirius" in the starting lineups along with "And now ..." and "The Man in the middle..." ... he also was the first to introduce "Rock n Roll Part II" and contemporary music during NBA games ... Edwards is a legend in the radio industry ... he has worked in New York, Chicago, Los Angeles, Boston and Washington, D.C. on-the-air and as program director ... while at WLS, he co-developed and produced Disney World's first radio promotion, developed the "Music Radio Game" and joined Larry Lujack on the popular "Animal Stories" segment as Lil' Tommy ... Edwards has served on the Board of Governors of the National Academy of Recording Arts & Sciences ... he and his wife, Mary Lou, have one son, Tommy, and two daughters, Shannon and Amy.

CHICAGO BULLS TV BROADCAST HISTORY

YEARS	AFFILIATES	ANNOUNCERS
1966-73	WGN 9	Jack Brickhouse
1973-75	WSNS 44	Andy Musser & Dick Gonski
1975-76	WSNS 44	Andy Musser & Lorn Brown
1976-77	WGN 9	Lorn Brown
1977-78	WGN 9	Lorn Brown & Johnny "Red" Kerr
1978-79	WGN 9	Jack Fleming & Johnny "Red" Kerr
1979-80	WGN 9	Bob Costas & Johnny "Red" Kerr
1980-82	WGN 9	Milo Hamilton & Johnny "Red" Kerr
1982-83	WGN 9/SportsVision	Milo Hamilton & John Mengelt/Joe Tait & Johnny "Red" Kerr
1983-85	WGN 9/SportsVision	Milo Hamilton & John Mengelt/Bill Hazen & Johnny "Red" Kerr
1985-89	WFLD 32/SportsVision	Jim Durham & Johnny "Red" Kerr
1989-91	WGN 9/SportsChannel	Jim Durham & Johnny "Red" Kerr
1991-97	WGN 9/SportsChannel	Wayne Larrivee & Johnny "Red" Kerr/Tom Dore & Johnny "Red" Kerr
1997-98	WGN 9/FOX Sports Net Chicago	Wayne Larrivee, Johnny "Red" Kerr & John Paxson/Tom Dore, Johnny "Red" Kerr & John Paxson
1998-99	WGN 9/FOX Sports Net Chicago	Wayne Larrivee & John Paxson/Tom Dore & John Paxson
1999-2004	WGN 9 & WCIU 26/FOX Sports Net Chicago	Wayne Larrivee & Johnny "Red" Kerr/Tom Dore & Johnny "Red" Kerr
2004-06	WGN 9 & WCIU 26/Comcast SportsNet Chicago	Wayne Larrivee & Johnny "Red" Kerr/Tom Dore & Johnny "Red" Kerr
2006-07	WGN 9 & WCIU 26/Comcast SportsNet Chicago	Wayne Larrivee & Johnny "Red" Kerr/Tom Dore, Johnny "Red" Kerr & Stacey King
2007-08	WGN 9 & WCIU 26/Comcast SportsNet Chicago	Wayne Larrivee & Johnny "Red" Kerr/Tom Dore, Johnny "Red" Kerr & Stacey King
2008-09	WGN 9 & WCIU 26/Comcast SportsNet Chicago	Neil Funk, Stacey King & Johnny "Red" Kerr
2009-14	WGN 9 & WCIU 26/Comcast SportsNet Chicago	Neil Funk & Stacey King
2014-16	WGN 9 & WPPWR/Comcast SportsNet Chicago	Neil Funk & Stacey King
2016-17	WGN 9/Comcast SportsNet Chicago	Neil Funk & Stacey King
2017-19	WGN 9/NBC Sports Chicago	Neil Funk & Stacey King
2019-20	NBC Sports Chicago	Neil Funk & Stacey King

CHICAGO BULLS RADIO BROADCAST HISTORY

YEARS	AFFILIATES	ANNOUNCERS
1966-68	WGN	Lou Boudreau & Vince Lloyd
1968-70	WGN	Vince Lloyd & Roy Leonard
1970-71	WIND	Jack Fleming & Bill Berg
1971-73	WIND	Jack Fleming
1973-80	WIND	Jim Durham
1980-81	WVON	Jim Durham & Norm Van Lier
1981-82	WVON/WGCI	Jim Durham
1982-83	WIND	Jim Durham & Dave Baum
1983-85	WIND	Jim Durham
1985-86	WMAQ	Jim Durham
1986-88	WMAQ	Jim Durham & Johnny "Red" Kerr
1988-89	WLUP	Jim Durham & Johnny "Red" Kerr
1989-90	WLUP	Jim Durham, Johnny "Red" Kerr & John Rooney
1990-91	WLUP	Jim Durham, Johnny "Red" Kerr, John Rooney & Tom Boerwinkle
1991-92	WMAQ/WTAQ (Spanish)	Neil Funk & Tom Boerwinkle/John Morales & Christian Ramos
1992-94	WMAQ/WIND (Spanish)	Neil Funk & Tom Boerwinkle/Hector Molina & Hector Lozano
1994-95	WMAQ/WIND (Spanish)	Neil Funk & John Paxson/Hector Molina & Hector Lozano
1995-96	WMAQ/WIND (Spanish)	Neil Funk/Hector Molina
1996-98	WMVP/WIND (Spanish)	Neil Funk & Derrek Dickey/Hector Molina
1998-99	WMVP/WIND (Spanish)	Neil Funk, Derrek Dickey & Johnny "Red" Kerr/Hector Molina
1999-2003	WMVP	Neil Funk & John Paxson
2003-06	WMVP	Neil Funk & Bill Wennington
2006-07	WCKG	Neil Funk & Bill Wennington
2007-08	WMVP	Neil Funk & Bill Wennington
2008-09	WMVP	Chuck Swirsky & Bill Wennington
2009-12	WMVP/WRTO (Spanish)	Chuck Swirsky & Bill Wennington/Omar Ramos & Ozzie Guillen, Jr.
2012-16	WMVP/WRTO (Spanish)	Chuck Swirsky & Bill Wennington/Omar Ramos & Matthew Moreno
2016-18	WLS/Univision Deportes (Spanish)	Chuck Swirsky & Bill Wennington/Omar Ramos & Matthew Moreno
2018-20	WSCR/WRTO (Spanish)	Bill Wennington & Chuck Swirsky/Omar Ramos & Hector Lozano



ASSOCIATE PRODUCER
NBC SPORTS CHICAGO
TAMRA ANDERSON



GAME DIRECTOR
NBCSPORTS CHICAGO
ANDREW BLOUSTEIN



PRODUCER
NBCSPORTS CHICAGO
MARC BRADY




BEAT REPORTER
CHICAGO SUN-TIMES
JOE COWLEY



BULLS INSIDER
NBC SPORTS CHICAGO
K.C. JOHNSON



BEAT REPORTER
THE ATHLETIC
DARNELL MAYBERRY



BULLS.COM
SAM SMITH

BULLS DIGITAL

Bulls.com is the ultimate web source for information on the Chicago Bulls. Fans visit Bulls.com for constantly updated coverage on their team including Hall of Famer Sam Smith's columns, mailbags, and postgame analyses, BullTV's award-winning original videos, live streaming video events, community initiatives, the Bulls Entertainment Network, off-the-court news, ticket information, roster, statistics, schedule and broadcast information, online shop, player bios, feature stories, historical information and promotions.

For fans on the go, the Bulls also have an app available for free download through the Apple app store or Google Play. The Bulls mobile app delivers an unrivaled interactive team experience by providing the most up-to-date scores, schedules, news, stats, and heightened capabilities for fans in arena.

With one of the largest social media followings in the NBA, Bulls fans from around the globe use Facebook, Twitter, Instagram, Snapchat, YouTube & Weibo to connect with the Chicago Bulls for up to the minute access to the team.

Fans can also receive personalized news, gameday information and other updates via email by registering for the Bulls official e-newsletter, mybulls at Bulls.com/mybulls.

2019/20 TELEVISION AFFILIATES

STATION	MARKET
NBC Sports Chicago	Chicago, Ill.
WAQE-TV	Peoria/Bloomington, Ill.
WTVD/MY TV	Rockford, Ill.
WQAD 8.3 TV	Quad Cities
WAND/COZI TV	Springfield, Champaign, Decatur, Ill.
WMYS	South Bend, Ind.

2019/20 BULLS RADIO AFFILIATES

STATION	MARKET
KNTK-FM	Lincoln, Neb.
WAIK-AM	Galesburg, Ill.
WBGP-AM	Champaign, Ill.
WBIG-AM	Aurora, Ill.
WBYS-AM	Canton, Ill.
WGEM-AM	Quincy, Ill.
WKRO-AM	Cairo, Ill.
WLBK FM/AM	Dekalb, Ill.
WRHL-AM	Rochelle, Ill.
WROK-AM	Rockford, Ill.
WTRC-AM	Elkhart/Goshen, Ind.
WVIL-FM	Virginia, Ill.
WVLN-AM	Olney, Ill.
WXL-T-FM	Carterville, Ill.
WYKT-FM	Kankakee, Ill.
WZOE-AM	Princeton, Ill.
WZPN-FM	Peoria, Ill.

2019

October 18	NBA Preseason ends
October 21	Rosters set for NBA Opening Day (5 p.m. ET)
October 22	Start of the 2019-20 NBA Regular Season (NBA Tip-Off 2019)
December 12	NBA Mexico City Games 2019, Dallas Mavericks vs. Detroit Pistons (Mexico City)
December 14	NBA Mexico City Games 2019, San Antonio Spurs vs. Phoenix Suns (Mexico City)

2020

January 5	10-day contracts may now be signed
January 10	All contracts are guaranteed for the remainder of the season
January 15	Last day to sign NBA Two-Way contracts
January 24	NBA Paris Game 2020, Charlotte Hornets vs. Milwaukee Bucks (Paris)
February 6	NBA Trade Deadline (3 p.m. ET)
February 14-16	NBA All-Star 2020 (Chicago, IL)
March 1	Playoff Eligibility Waiver Deadline
April 15-18	Portsmouth Invitational Tournament (Portsmouth, VA)
April 15	Regular Season ends
April 16	Rosters set for NBA Playoffs 2020 (3 p.m. ET)
April 18	NBA Playoffs 2020 begin
April 26	NBA Early Entry Eligibility Deadline (11:59 p.m. ET)
May 4-5	Conference Semifinals begin (possible move up to May 2-3)
May 19	NBA Draft Lottery 2020 (Chicago)
May 19-20	Conference Finals begin (possible move up to May 17-18)
May 21-24	NBA Draft Combine 2020 (Chicago)
June 4	NBA Finals 2020 begin
June 15	NBA Draft Early Entry Entrant Withdrawal Deadline (5 p.m. ET)
June 21	The Finals 2020 latest possible date
June 25	NBA Draft 2020

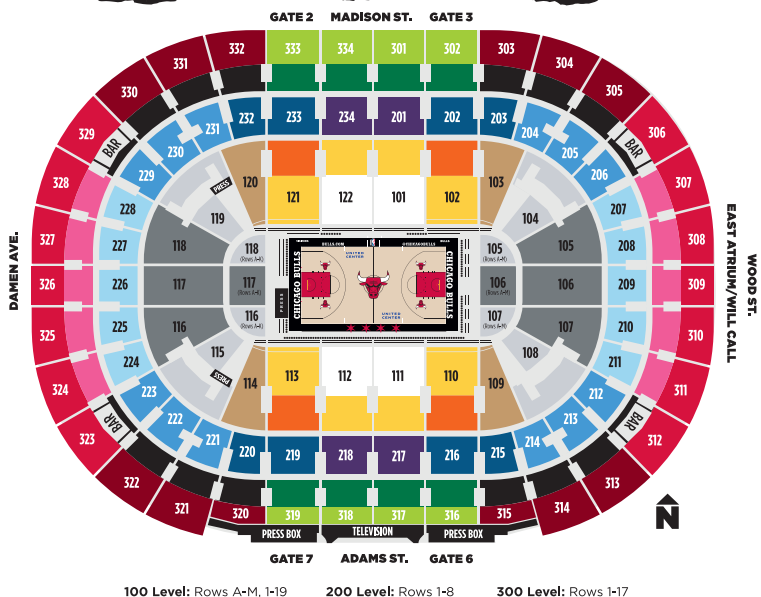
2021

February 12-14	NBA All-Star 2021 (Indianapolis, IN)
----------------	--------------------------------------

2022

February 18-20	NBA All-Star 2022 (Cleveland, OH)
----------------	-----------------------------------

UNITED CENTER INFORMATION



Seat Location	Season Tickets	Single Tickets	Preferred Games	Prime Games	Premier Games	Seat Location	Season Tickets	Single Tickets	Preferred Games	Prime Games	Premier Games
100 Level	\$260	\$265	\$270	\$275	\$320	200 Level	\$100*	\$100	\$100	\$105	\$150
100 Level	\$225	\$230	\$235	\$240	\$285	200 Level	\$95*	\$95	\$100	\$105	\$150
100 Level	\$195	\$200	\$210	\$220	\$260	300 Level	\$80	\$85	\$90	\$100	\$125
100 Level	\$155	\$160	\$165	\$175	\$240	300 Level	\$70	\$70	\$80	\$90	\$100
100 Level	\$145	\$150	\$155	\$165	\$225	300 Level	\$65	\$65	\$66	\$70	\$95
100 Level	\$130	\$130	\$135	\$140	\$200	300 Level	\$50	\$50	\$54	\$60	\$90
200 Level	\$150*	\$160	\$170	\$180	\$225	300 Level	\$45	\$46	\$50	\$56	\$80
200 Level	\$130*	\$135	\$145	\$155	\$200	300 Level	\$42	\$46	\$50	\$56	\$80

*Plus \$1,000 per seat premium for season tickets. All single game ticket prices are subject to change.

UNITED CENTER BUILDING INFORMATION

In 1988, Jerry Reinsdorf, majority owner and Chairman of the Chicago Bulls, and the late William Wirtz, owner of the Chicago Blackhawks, formed a new partnership to create an arena that would take sports into the 21st century. Construction began in April 1992 and the United Center officially opened on August 18, 1994.

The United Center, home to the Chicago Bulls and Chicago Blackhawks and the largest arena in North America, is celebrating its 25th year anniversary since opening in 1994. Hosting over 200 events each year and welcoming over 57 million fans since its open, the arena is the premier Chicago address for major sporting events, arena touring concerts and special events. Some iconic events include: the 1996 Democratic Nation Convention, The Rolling Stones, the Big Ten Basketball Tournament, the Men's NCAA Basketball Tournament, NBA Finals, NHL Stanley Cup Finals, Oprah Winfrey's Farewell Spectacular, 2018 Laver Cup and 2019 Starbucks Leadership Conference.

A commitment to superior service and delivering premium experiences makes the United Center one of the top venues in the world.

SEATING CAPACITIES

Hockey	19,917
Basketball	20,917
Concerts - 180-Degree	17,000
Concerts - 360-Degree	25,000

United Center
1901 West Madison Street
Chicago, IL 60612
(312) 455-4500
www.unitedcenter.com



Advocate Center

Chicago Bulls Training Facility

The Chicago Bulls moved into their brand new practice facility in September of 2014. Located directly across from the United Center and approximately 60,000-square-feet in size, the Advocate Center features a "saw-toothed façade" on the west side of the building. The north side of the building features opaque glass at eye level that becomes increasingly transparent at higher levels allowing Bulls fans to view the team's six championship banners hanging from the building's rafters as they walk along Madison Street.

The facility provides a seamless transition for Bulls players as they move between fitness, nutrition and therapy areas with state-of-the-art equipment and energy-efficient technologies allowing players and coaches to operate each room's electricity and temperature from a single device. Other amenities include a specialized sound system throughout the facility and a fiber optic line between the United Center and Advocate Center to instantly share information.

TICKET INFORMATION

SEASON TICKETS

Full Season Plans (44 games), Half Season Plans (22 games), 11-Game Plans and Flex Plans are available with many benefits. For information, call 312-455-4000 and ask for a Ticket Executive. Or visit Bulls.com and click on **Tickets**.

GROUP TICKETS

At least 1,000 tickets per game are held for groups of 25 or more. Every group receives scoreboard recognition and free mini-posters. Many exciting programs for on-court participation are available, including Preps with Pros, Court of Dreams, Anthem Buddies, Fan Tunnels, Bench Warmers and more. For information, call 312-455-4000 and ask for a Ticket Executive. Or visit Bulls.com and click on **Tickets**.

DAY-OF-EVENT RENTAL SUITES

Suites accommodate 20, 40 or 80 guests and include tickets, parking passes and all-inclusive catering. For information about Rental Suites, licensed Executive Suites, the BMO Club or Budweiser Champions Club Theater Boxes, call 312-455-4000 and ask for a Ticket Executive. Or visit Bulls.com/PremiumSeating.

Tickets for any Chicago Bulls home game can be ordered in one of three convenient ways:

1) ONLINE

Visit Bulls.com or the **Bulls Mobile App** and click on **Tickets**. Or visit NBATickets.com to buy seats from Season Ticket Holders and other fans.

2) UNITED CENTER BOX OFFICE

Visit the United Center Box Office at 1901 W. Madison St., located in the East Atrium. Hours are Monday through Saturday from 11:00 a.m. until 6:00 p.m. and through halftime on game nights. The box office accepts American Express, Visa, MasterCard, Discover, cash and certified checks.

3) TICKETMASTER LOCATIONS

Visit Ticketmaster.com, the Bulls' only official partner for authentic and secure tickets, to purchase online.

OCTOBER

10/26/19 Opening Night

NOVEMBER

11/01/19 BMO Fan Appreciation Game
 11/9/19 Veterans Day Game presented by Budweiser
 11/12/19 Windy City Bulls Night
 11/16/19 AT&T Promotional Night
 11/18/19 **Promotion:** Specially Priced Budweiser
 11/20/19 Bulls Kid Nation Game
 11/25/19 Chicago Bulls Charities Night **Promotion:** Specially Priced Budweiser

DECEMBER

12/4/19 **Giveaway:** NBC Sports Chicago Sling Backpack
 12/6/19 **Giveaway:** BMO Artist Hat Series (1 of 6)
 12/9/19 **Promotion:** Specially Priced Budweiser
 12/11/19 Bulls Kid Nation Game
 12/13/19 Star Wars Night presented by United Airlines **Giveaway:** United Airlines Star Wars Socks
 12/14/19 Holiday Game
 12/30/19 **Promotion:** Specially Priced Budweiser

JANUARY

1/4/20 Pride Night **Giveaway:** BMO Artist Hat Series (2 of 6)
 1/15/20 Bulls Kid Nation Game presented by Advocate Children's Hospital **Giveaway:** Advocate Children's Hospital Mini Basketball
 1/18/20 Martin Luther King Jr. Day Game **Giveaway:** BlueCross BlueShield Knit Beanie
 1/22/20 AT&T Bulls Social Night
 1/24/20 Chinese New Year Game
 1/27/20 **Promotion:** Specially Priced Budweiser

FEBRUARY

2/6/20 Throwback Thursday: 1988 NBA All-Star **Giveaway:** BMO Artist Hat Series (3 of 6)
 2/20/20 **Giveaway:** Village of Bedford Park Water Bottle
 2/22/20 Black History Month Game presented by Crown Royal
 2/25/20 White Sox Night **Giveaway:** BMO Artist Hat Series (4 of 6)

MARCH

3/2/20 Women's History Month Game **Giveaway:** BMO Artist Hat Series (5 of 6) **Promotion:** Specially Priced Budweiser
 3/6/20 Jewel-Osco Benny the Bull x Hebru Brantley Bobblehead
 3/10/20 St. Patrick's Day Game **Giveaway:** Constellation Blanket
 3/15/20 AT&T Superhero Night
 3/18/20 Bulls Kid Nation Game
 3/23/20 **Promotion:** Specially Priced Budweiser
 3/26/20 Benny's Birthday Game **Giveaway:** TransUnion Benny the Bull Nesting Dolls
 3/28/20 Los Bulls Night **Giveaway:** BMO Artist Hat Series (6 of 6)

APRIL

11 **Giveaway:** ZENNI Blokz Glasses
 23 **Promotion:** Specially Priced Budweiser

Quantities of items are limited. All promotions are subject to change or cancel without notice.

2018/19 SPANISH RADIO BROADCASTS

2018/19 SPANISH RADIO BROADCASTS

Sat., Oct. 20	Detroit	7:00 p.m.
Wed., Oct. 24	Charlotte	7:00 p.m.
Mon., Oct. 29	Golden State	7:00 p.m.
Wed., Oct. 31	Denver	7:00 p.m.
Fri., Nov. 2	Indiana	7:00 p.m.
Sat., Nov. 3	Houston	7:00 p.m.
Sat., Nov. 10	Cleveland	7:00 p.m.
Mon., Nov. 12	Dallas	7:00 p.m.
Sat., Nov. 17	Toronto	7:00 p.m.
Wed., Nov. 21	Phoenix	7:00 p.m.
Fri., Nov. 23	Miami	7:00 p.m.
Mon., Nov. 26	San Antonio	7:00 p.m.
Fri., Dec. 7	Oklahoma City	7:00 p.m.
Sat., Dec. 8	Boston	7:00 p.m.
Mon., Dec. 10	Sacramento	7:00 p.m.
Wed., Dec. 19	Brooklyn	7:00 p.m.
Fri., Dec. 21	Orlando	7:00 p.m.
Wed., Dec. 26	Minnesota	7:00 p.m.
Wed., Jan. 2	Orlando	7:00 p.m.
Fri., Jan. 4	Indiana	7:00 p.m.
Sun., Jan. 6	Brooklyn	2:30 p.m.
Sat., Jan. 19	Miami	7:00 p.m.
Wed., Jan. 23	Atlanta	7:00 p.m.
Fri., Jan. 25	L.A. Clippers	7:00 p.m.
Sun., Jan. 27	Cleveland	2:30 p.m.
Wed., Feb. 6	New Orleans	7:00 p.m.
Sat., Feb. 9	Washington	7:00 p.m.
Mon., Feb. 11	Milwaukee	7:00 p.m.
Wed., Feb. 13	Memphis	7:00 p.m.
Sat., Feb. 23	Boston	7:00 p.m.
Mon., Feb. 25	Milwaukee	7:00 p.m.
Sun., Mar. 3	Atlanta	2:30 p.m.
Wed., Mar. 6	Philadelphia	7:00 p.m.
Fri., Mar. 8	Detroit	7:00 p.m.
Tue., Mar. 12	L.A. Lakers	7:00 p.m.
Wed., Mar. 20	Washington	7:00 p.m.
Sat., Mar. 23	Utah	7:00 p.m.
Wed., Mar. 27	Portland	7:00 p.m.
Sat., Mar. 30	Toronto	7:00 p.m.
Sat., Apr. 6	Philadelphia	7:00 p.m.
Tue., Apr. 9	New York	7:00 p.m.



OMAR RAMOS

SPANISH RADIO
PLAY-BY-PLAY
ANNOUNCER



HECTOR LOZANO

SPANISH RADIO
ANALYST



UNIVISION
DEPORTES
RADIO 1200 AM
CHICAGO

OCTOBER 2019

S	M	T	W	T	F	S
				1	2	3
				4	5	
6	MIL 7:00 P	7	8	NOP 7:00 P	9	10
11	IND 6:00 P	12				
13	TOR 5:00 P	14	15	16	ATL 2:00 P	17
20		21	22	CHA 6:00 P	23	24
27	NYK 6:00 P	28	29	CLE 6:00 P	30	31

P: Preseason

JANUARY 2020

S	M	T	W	T	F	S
				1	2	3
				4	5	6
5	DAL 7:30	6	7	NOP 7:00 P	8	9
12	BOS 6:30	13	14	15	16	17
19	MIL 4:00 P	20	21	22	23	24
26	SAS 7:00 P	27	28	29	30	31

NOVEMBER 2019

S	M	T	W	T	F	S
					1	2
3	IND 4:00 P	4	LAL 7:00 P	5	6	7
10		11	12	13	14	15
17	MIL 7:00 P	18	19	20	21	22
24	POR 7:00 P	25	26	27	28	29

FEBRUARY 2020

S	M	T	W	T	F	S
						1
2	TOR 2:00 P	3	4	5	6	7
9	PHI 5:00 P	10	11	12	13	14
16	ALL STAR WEEKEND CHICAGO	17	18	19	20	21
23	WAS 6:00 P	24	25	26	27	28

DECEMBER 2019

S	M	T	W	T	F	S
		1	2	3	4	5
6	MIA 6:00 P	7	8	9	10	11
15	OKC 7:00 P	16	17	18	19	20
22	ORL 6:00 P	23	24	25	26	27
29	MIL 7:00 P	30	31			

MARCH 2020

S	M	T	W	T	F	S
	1	2	3	4	5	6
8	BKN 2:00 P	9	10	11	12	13
15	BOS 7:00 P	16	17	18	19	20
22	DEN 7:00 P	23	24	25	26	27
29	UTA 8:00 P	30	31			

HOME

ROAD

● PREFERRED
■ PRIME
★ PREMIER

All Bulls games can be seen on



APRIL 2020

S	M	T	W	T	F	S
				1	2	3
5	PHX 5:00 P	6	LAL 8:30 P	7	8	9
12	ORL 7:00 P	13	14	15	16	17

NEW YORK

Olympic Tower 645 Fifth Avenue
New York, NY 10022
Telephone: (212) 407-8000
Fax: (212) 832-3861

NEW JERSEY

100 Plaza Drive
Secaucus, NJ 07094
Telephone: (201) 865-1500
Fax: (201) 974-5973

INTERNATIONAL OFFICES

AFRICA

9th Floor GreenPark Corner
3 Lower Road Morningside 2196
Johannesburg, South Africa
Telephone: +27-100-072-668

ASIA/PACIFIC

CHINA—BEIJING

19th Floor, Office Tower 2, China
Central Place
No. 79 Jianguo Road, Chaoyang
District
Beijing, China 100025
Telephone: +86-10-5200-8200
Fax: +86-10-5200-8202

CHINA—SHANGHAI

Unit 2703-2708, 27F, Tower 2 Plaza
66 1266 Nanjing West Road,
Jing An District
Shanghai, China 200040
Telephone: +86-21-6137-2200
Fax: +86-21-6288-9920

HONG KONG

Room 3101, Lee Gardens One
33 Hysan Avenue
Causeway Bay, Hong Kong
Telephone: +852-2843-9600
Fax: +852-2536-4808

PHILIPPINES

Unit 1701, World Plaza Building
5th Avenue corner 30th Street
Bonifacio Global City
Taguig, 1634 Philippines
Jandric Lim, Communications
Telephone: +632-866-8205

TAIWAN

Suite 1303, No. 88, Section 2
Chung Hsiao East Road
Taipei, Taiwan ROC 100
Telephone: +886-2-2397-8000
Fax: +886-2-2358-1098

CANADA

50 Bay Street, Suite 1402
Toronto, Ontario Canada M5J 3A5
Telephone: (416) 682-2000
Fax: (416) 364-0205

EUROPE & THE MIDDLE EAST

LONDON

Endeavour House,
189 Shaftesbury Avenue
London, United Kingdom WC2H 8JR
Telephone: +44-20-7420-8900

SPAIN

Leganitos Street 6th Floor
28013 Madrid, Spain
Ignasi Castello, Communications
Telephone +34-912-153-573

INDIA

Tower 1, 10th Floor
Indiabulls Finance Center
Senapati Bapat Marg
Mumbai Maharashtra 400013
Telephone: +91-22-6124-6100

LATIN AMERICA

BRAZIL

Av Borges de Medeiros, 633
Sala 301 – Leblon
Rio de Janeiro, RJ, Brazil 22430-041
Telephone: +55-21-3206-6400
Fax: +55-21-2586-6001

MEXICO

Av. Prolongacion Paseo de la
Reforma
No. 1236, Piso 6,
Planta Baja Desarrollo Santa Fe
Cuajimalpa De Morelos, Ciudad De
Mexico 05348
Telephone: +52-55-9171-7700

2019/20 WINDY CITY BULLS SCHEDULE



NOVEMBER 2019

S	M	T	W	T	F	S
HOME					1	2
ROAD						
	3	4	5	6	7	WIS 8 7:00
						WIS 9 7:00
	10	11	12	13	14	CAN 15 6:00
LIN 17 2:00	18		19	FWN 20 7:00	21	GBD 22 6:00
FWN 24 4:00	25	RAP 26 6:30		27	28	MNE 29 5:00
						30

DECEMBER 2019

S	M	T	W	T	F	S
	1	2	3	4	ACC 5 8:00	6
SCW 8 7:00	9	10	RAP 11 11:00 A.M.	12	13	AUS 14 7:00
	15	16	CP 17 6:00	18	19	20
	22	23	24	25	26	WES 27 6:00
CAP 28 5:00	29	30	31			HOME
						ROAD

JANUARY 2020

S	M	T	W	T	F	S
HOME						
ROAD						
	5	6	7	8	9	GBD 1 5:00
						WIS 3 7:00
	12	13	14	15	16	CP 10 7:00
						FWN 11 7:00
	19	20	21	22	23	LAK 16 10:00 A.M.
						ERIE 17 6:00
	26	27	28	29	30	CAP 23 5:00
						GRD 25 7:00
						CAN 31 6:00

FEBRUARY 2020

S	M	T	W	T	F	S
HOME						
ROAD						
	2	3	4	DEL 5 6:00	6	LIN 7 7:00
						GRD 8 7:00
	9	MNE 10 7:00	11	12	ERIE 13 6:00	14
	16	17	18	19	ERIE 20 11:00 A.M.	21
						NAZ 22 5:00
LAK 23 5:00	24	GRD 25 10:00 A.M.	26	27	GBD 28 6:00	DEL 29 6:00

MARCH 2020

S	M	T	W	T	F	S
	1	2	3	4	5	6
			RAP 11:00 A.M.		CAP 7:00	7
MNE 8 12:00 P.M.	9	CAN 10 7:00	11	LIN 12 7:00	13	FWN 14 6:00
	15	16	17	18	19	LAK 20 7:00
						WIS 21 7:00
	22	CAN 23 7:00	24	DEL 25 7:00	26	27
						GRD 28 6:00
	29	30	31			HOME
						ROAD

AUS: Austin Spurs (SPURS)
ACC: Agua Caliente Clippers (CLIPPERS)
CAN: Canton Charge (CAVALIERS)
CAP: Capital City Go-Go (WIZARDS)
CP: College Park Skyhawks (HAWKS)
DEL: Delaware Blue Coats (76ERS)
ERIE: Erie Bayhawks (PELICANS)
FWN: Fort Wayne Mad Ants (PACERS)
GBD: Greensboro Swarm (HORNETS)
GRD: Grand Rapids Drive (PISTONS)
IWA: Iowa Wolves (TIMBERWOLVES)
LAK: Lakeland Magic (MAGIC)
LIN: Long Island Nets (NETS)
MNE: Memphis Hustle (GRIZZLIES)

MNE: Maine Red Claws (CELTICS)
NAZ: Northern Arizona Suns (SUNS)
OKL: Oklahoma City Blue (THUNDER)
RAP: Raptors 905 (RAPTORS)
RGV: Rio Grande Valley Vipers (ROCKETS)
SBL: South Bay Lakers (LAKERS)
SCW: Santa Cruz Warriors (WARRIORS)
SLC: Salt Lake City Stars (JAZZ)
STK: Stockton Kings (KINGS)
SFX: Sioux Falls Skyforce (HEAT)
TEX: Texas Legends (MAVERICKS)
WES: Westchester Knicks (KNICKS)
WIS: Wisconsin Herd (BUCKS)

All game times listed in Central time

FOR SEASON TICKETS AND GROUPS, CALL 847-396-7070 • WindyCityBulls.com

2019/20 G LEAGUE FINAL REG. SEASON STANDINGS & POST SEASON

EASTERN CONFERENCE

ATLANTIC DIVISION

TEAM	W	L	PCT	GB	HOME	ROAD	LAST-10	STREAK
Long Island	34	16	.680	-	19-6	15-10	9-1	Won 3
Raptors 905	29	21	.580	5.0	13-12	16-9	5-5	Lost 2
Westchester	29	21	.580	5.0	16-9	13-12	6-4	Lost 1
Delaware	21	29	.420	13.0	13-12	8-17	4-6	Won 1
Maine	19	31	.380	15.0	11-14	8-17	2-8	Lost 4

CENTRAL DIVISION

TEAM	W	L	PCT	GB	HOME	ROAD	LAST-10	STREAK
Grand Rapids	28	22	.560	-	14-11	14-11	8-2	Won 2
WINDY CITY	27	23	.540	1.0	15-10	12-13	6-4	Lost 3
Fort Wayne	23	27	.460	5.0	14-11	9-16	4-6	Lost 1
Canton	22	28	.440	6.0	10-15	12-13	5-5	Won 1
Wisconsin	12	38	.240	16.0	8-17	4-21	2-8	Lost 4

SOUTHEAST DIVISION

TEAM	W	L	PCT	GB	HOME	ROAD	LAST-10	STREAK
Lakeland	32	18	.640	-	18-7	14-11	7-3	Won 4
Capital City	25	25	.500	7.0	14-11	11-14	4-6	Won 1
Erie	24	26	.480	8.0	17-8	7-18	5-5	Won 3
Greensboro	24	26	.480	8.0	10-15	14-11	4-6	Won 1

WESTERN CONFERENCE

SOUTHWEST DIVISION

TEAM	W	L	PCT	GB	HOME	ROAD	LAST-10	STREAK
Rio Gr. Valley	34	16	.680	-	18-7	16-9	7-3	Won 2
Salt Lake City	27	23	.540	7.0	15-10	12-13	6-4	Won 1
Austin	20	30	.400	14.0	13-2	7-18	4-6	Lost 2
Texas	16	34	.320	18.0	14-11	2-23	2-8	Lost 2

NORTHWEST DIVISION

TEAM	W	L	PCT	GB	HOME	ROAD	LAST-10	STREAK
Santa Cruz	34	16	.680	-	20-5	14-11	6-4	Won 3
Stockton	30	20	.600	4.0	18-7	12-13	5-5	Lost 1
Agua Caliente	26	24	.520	8.0	14-11	12-13	5-5	Lost 2
South Bay	21	29	.420	13.0	13-12	8-17	6-4	Lost 2
N. Arizona	12	38	.240	22.0	7-18	5-20	3-7	Won 1

PACIFIC DIVISION

TEAM	W	L	PCT	GB	HOME	ROAD	LAST-10	STREAK
Oklahoma City	34	16	.680	-	17-8	17-8	9-1	Won 4
Memphis-GLG	28	22	.560	6.0	16-9	12-13	6-4	Lost 1
Sioux Falls	24	26	.480	10.0	13-12	11-14	1-9	Lost 1
Iowa	20	30	.400	14.0	13-12	7-18	4-6	Lost 1

2019 NBA G LEAGUE POSTSEASON RESULTS

FIRST ROUND

(Single Elimination)
 Tuesday, March 26
 Raptors 905 defeat Grand Rapids Drive, 91-90 (OT)
 Oklahoma City Blue defeat Salt Lake City Stars, 118-113

WEDNESDAY, MARCH 27

Westchester Knicks defeat Windy City Bulls, 95-82
 Memphis Hustle defeat Stockton Kings, 122-119

CONFERENCE SEMIFINALS

(Single Elimination)
 Friday, March 29
 Long Island Nets defeat Raptors 905, 112-99
 Lakeland Magic defeat Westchester Knicks, 104-91
 Rio Grande Valley Vipers defeat Memphis Hustle, 135-118
 Santa Cruz Warriors defeat Oklahoma City Blue, 117-102

CONFERENCE FINALS

(Single Elimination)
 Tuesday, April 2
 Long Island Nets defeat Lakeland Magic, 108-106 (OT)
 Rio Grande Valley Vipers defeat Santa Cruz Warriors, 144-125

FINALS

(Best of Three)
 Sunday, April 7
 Long Island Nets defeat Rio Grande Valley Vipers, 117-107

Tuesday, April 9
 Rio Grande Valley Vipers defeat Long Island Nets, 127-116

Friday, April 12
 Rio Grande Valley Vipers defeat Long Island Nets, 129-112

2019/20 G LEAGUE STATISTICAL LEADERS

G LEAGUE STATISTICAL LEADERS

POINTS

PLAYER	G	FB	FT	PTS	AVG
Loyd, Rap.	41	308	218	924	22.5
Johnson-Odom, Iowa	46	359	227	1033	22.5
Lucas, Stoc-GRD	38	303	131	829	21.8
Thornton, GRD	35	276	94	753	21.5
Dozier, MNE	46	379	39	970	21.1
Lemon, MNE-WCB	43	372	116	898	20.9
Williams, LIN	41	307	181	812	19.8
Musa, LIN	36	243	134	702	19.5
Nunn, SCW	49	375	114	948	19.3
Macon, TEX.	41	260	192	780	19.0
Delgado, ACC	44	352	104	816	18.5
Blossomgame, Aus-CTN	35	251	101	648	18.5
Hunter, Erie-MNE	44	267	146	810	18.4
Barford, GBO	47	329	88	834	17.7
Cavanaugh, SLC	41	239	158	727	17.7
Warney, TEX.-Wes.	47	337	102	816	17.4
Simmons, CTN.	35	228	104	599	17.1
Gray, FWN	46	284	152	786	17.1
Trice, WIS-Aus.	36	226	84	609	16.9
Harvey, MHU.	38	228	82	642	16.9

REBOUNDS

PLAYER	G	OFF	DEF	TOT	AVG
Delgado, ACC	44	176	472	648	14.7
Williams, LIN	41	135	394	529	12.9
Onuaku, GBO	44	135	414	549	12.5
Cooke, NAS-Rap.	45	202	244	446	9.9
Jones, SBL	47	161	290	451	9.6
Ocheifu, Stoc	39	108	241	349	8.9
Moore, FWN-Aus.	47	166	249	415	8.8
Hamilton, GRD	49	86	242	328	8.7
Bohannon, MNE	43	113	262	375	8.7
Williams, SBL	36	120	191	311	8.6
Anderson, Del.	37	114	205	319	8.6
Solomon, Okl.	35	111	189	300	8.6
Pelle, Del.	36	88	213	301	8.4
Putney, SXF	40	45	286	331	8.3
Brimah, Aus.	47	147	230	377	8.0
Terry, CTN-SXF	39	107	204	311	8.0
Cavanaugh, SLC	41	65	253	318	7.8
Warney, TEX.-Wes	47	118	237	355	7.6
Davis, SCW	43	81	240	321	7.5
Woodbury, Stoc-GRD	38	105	173	278	7.3

ASSISTS

PLAYER	G	AST	AVG
Lemon, MNE-WCB	43	360	8.4
Machado, SBL	45	362	8.0
Chiozza, Cap-RGV-Cap.	47	365	7.8
Smith, GRD	45	334	7.4
Gaddy, Okl	49	361	7.4
Trice, WIS-Aus.	36	251	7.0
Dozier, MNE	46	310	6.7
Allen, Wes.	39	260	6.7
Smith, CTN.	50	326	6.5
N. Johnson, Aus-WIS	37	234	6.3
Macon, TEX.	41	251	6.1
Loyd, Rap.	41	250	6.1
Farrell, Del.	45	272	6.0
Gillon, Erie-GBO	46	278	6.0
S. Scott, LIN	46	273	5.9
Cousins, SLC	39	230	5.9
Stark, Iowa	39	225	5.8
Lucas, Stoc-GRD	38	209	5.5
Caupain, LAK	49	266	5.4
Chealey, GBO	43	232	5.4

FG PERCENTAGE

PLAYER	FB	FBA	PCT
Eubanks, Aus.	215	331	.650
Moore, MHU.	191	300	.637
Hartenstein, RGV	203	324	.627
Delgado, ACC	352	572	.615
Warrick, Iowa	187	305	.613
Ocheifu, Stoc	234	392	.597
Davis, SCW	199	337	.591
Solomon, Okl.	188	321	.586
Jefferson, LAK	253	434	.583
Hamilton, GRD	220	389	.566

3PT FG PERCENTAGE

PLAYER	3FB	3FBA	PCT
Hornsby, TEX.	83	171	.485
Robinson, SXF	157	324	.485
Dunham, Cap.	79	171	.462
Randolph, CTN.	96	213	.451
Bennett, ACC	53	118	.449
Johnson, LAK	76	172	.442
Petrucelli, LAK	57	129	.442
Harvey, MHU.	104	236	.441
Jeter, MNE	68	155	.439
Caboclo, RGV	68	157	.433

FT PERCENTAGE

PLAYER	FT	FTA	PCT
Hannahs, MHU.	112	121	.926
Jenkins, Wes.-Cap.	84	92	.913
Machado, SBL	167	186	.898
Simmons, CTN.	104	116	.897
Gillon, Erie-GBO	201	228	.882
White, MNE	76	87	.874
B. Sampson, RGV-WCB	103	119	.866
Loyd, Rap.	218	252	.865
Lecomte, ACC	115	133	.865
Nunn, SCW	114	133	.857

STEALS PER GAME

PLAYER	G	STL	AVG
Chiozza, Cap-RGV-Ca.	47	91	1.94
Pointer, CTN.	41	76	1.85
Loyd, Rap.	41	74	1.80
Lemon, MNE-WCB	43	74	1.72
Petrucelli, LAK	47	80	1.70
Smith, CTN.	50	83	1.66
Phillip, MHU.	47	77	1.64
McLaughlin, LIN	39	63	1.62
Cleveland, SCW	42	67	1.60
Hunter, Erie-MNE	44	70	1.59

BLOCKS PER GAME

PLAYER	G	BLK	AVG
Brimah, Aus.	47	144	3.06
Pelle, Del.	36	104	2.89
Hamilton, GRD	49	122	2.49
Putney, SXF	40	95	2.38
Moore, MHU.	50	87	1.74
Onuaku, GBO	44	76	1.73
Bohannon, MNE	43	68	1.58
Armwood, Cap.	36	56	1.56
McDaniels, Okl.	44	67	1.52
Terry, CTN-SXF	39	57	1.46

MINUTES PER GAME

PLAYER	G	MIN	AVG
Loyd, Rap.	41	1459	35.6
N. Johnson, Aus-WIS	37	1315	35.5
Dozier, MNE	46	1622	35.3
Johnson-Odom, Iowa	46	597	4.7
Macon, TEX.	41	1413	34.5
Jones, Stoc	49	1688	34.4
Lemon, MNE-WCB	43	1458	33.9
Trice, WIS-Aus.	36	1218	33.8
Caupain, LAK	49	1651	33.7
B. Sampson, RGV-WCB	36	1212	33.7

2018-19 NBA G LEAGUE AWARD WINNERS

Most Valuable Player: Chris Boucher (Raptors 905)
Dennis Johnson Coach of the Year: Will Weaver (Long Island Nets)
Defensive Player of the Year: Chris Boucher (Raptors 905)
Rookie of the Year: Angel Delgado (Agua Caliente Clippers)
Jason Collier Sportsmanship Award: Gabe York (Lakeland Magic)
Most Improved Player: Michael Frazier (Rio Grande Valley Vipers)
Basketball Executive of the Year: Trajan Langdon (Long Island Nets)
Finals MVP: Isaiah Hartenstein (Rio Grande Valley Vipers)

2018-19 ALL-NBA G LEAGUE TEAMS

FIRST TEAM

Chris Boucher – Raptors 905
Angel Delgado – Agua Caliente
Jordan Loyd – Raptors 905
Jordan McCauley – Capital City
Alan Williams – Long Island

SECOND TEAM

Isaiah Hartenstein – Rio Grande Valley
WALTER LEMON JR. – WINDY CITY
Yante Maten – Sioux Falls
Johnathan Motley – Agua Caliente
Theo Pinson – Long Island

THIRD TEAM

P.J. Dozier – Maine
Amile Jefferson – Lakeland
Kalin Lucas – Grand Rapids
Duncan Robinson – Sioux Falls
Christian Wood – Wisconsin

2018-19 ALL-NBA G LEAGUE ALL-ROOKIE TEAM

Chris Chiozza – Capital City
Angel Delgado – Agua Caliente
Yante Maten – Sioux Falls
Theo Pinson – Long Island
Duncan Robinson – Sioux Falls

2018-19 ALL-NBA G LEAGUE ALL-DEFENSIVE TEAM

Kadeem Allen – Westchester
Chris Boucher – Raptors 905
Amida Brimah – Austin
Gary Payton II – Rio Grande Valley
Norvel Pelle – Delaware

AGUA CALIENTE CLIPPERS OF ONTARIO

9680 Haven Ave. #120; Rancho Cucamonga, CA 91730

Tel: (909) 406-9090

Arena: Citizens Business Bank Arena

Media Relations Contact: Colette Garcia
(cgarcia@clippers.com)

Website: www.aguacalienteclippers.com

NBA Affiliation: LA Clippers

AUSTIN SPURS

13581 Pond Springs Road, Suite 108, Austin, TX 78729

Tel: (512) 236-8333; **Fax:** (512) 236-8444

Arena: H-E-B Center at Cedar Park

Media Relations Contact: Perri Travillion
(ptravillion@attcenter.com); Amanda Janczak
(ajanczak@attcenter.com)

Website: www.austinspurs.com

NBA Affiliation: San Antonio

CANTON CHARGE

1101 Market Avenue North; Canton, OH 44702

Tel: (866) 444-1944; **Fax:** (330) 489-1703

Arena: Canton Memorial Civic Center

Media Relations Contact: Sean Wyatt
(swyatt@cantoncharge.com);

Joanna Radov (jradov@cantoncharge.com)

Website: www.cantoncharge.com

NBA Affiliation: Cleveland

CAPITAL CITY GO-GO

1100 Oak Drive SE; Washington, DC 20032

Tel: (202) 318-5278

Arena: Entertainment & Sports Arena in Congress Heights

Media Relations Contact: Matt Quinn
(mquinn@monumentalsports.com)

Website: www.CapitalCityGoGo.com

NBA Affiliation: Washington

COLLEGE PARK SKYHAWKS

101 Marietta St. NW Suite 1100; Atlanta, GA 30303

Tel: (404) 878-3800

Arena: Gateway Center Arena @ College Park

Media Relations Contact: Alli Ehrhardt
(alli.ehrhardt@cpskyhawks.com)

Website: www.cpskyhawks.com

NBA Affiliation: Atlanta Hawks

DELAWARE BLUE COATS

401 Garasches Lane, Wilmington, DE 19801

Tel: (302) 504-7587

Arena: 76ers Fieldhouse

Media Relations Contact: Matt Murphy
(mattmurphy@76ers.com); Alex Yoh (alexxyoh@76ers.com)

Website: www.sixers.com/bluecoats

NBA Affiliation: Philadelphia

ERIE BAYHAWKS

110 East 8th Street; Erie, PA 16501

Tel: (814) 790-5600

Arena: Erie Insurance Arena

Media Relations Contact: Michael Somrak
(michael.somrak@nbaerie.com)

Website: www.nbaerie.com

NBA Affiliation: New Orleans

FORT WAYNE MAD ANTS

1910 St. Joe Center Rd, Suite 61; Fort Wayne, IN 46825

Tel: (260) 469-4667

Arena: Allen County War Memorial Coliseum

Media Relations Contact: Ryan Stevens
(rstevens@ftwaynemadants.com)

Website: www.ftwaynemadants.com

NBA Affiliation: Indiana

GRAND RAPIDS DRIVE

40 Monroe Center NW, Suite 200; Grand Rapids MI 49503

Tel: (844) 473-7483

Arena: DeltaPlex Arena

Media Relations Contact: Rob Johnson (rjohnson@nbagrandrapids.com)

Website: www.nbagrandrapids.com

NBA Affiliation: Detroit

GREENSBORO SWARM

2411 B West Gate City Blvd.; Greensboro, NC 27403

Tel: (336) 907-3600

Arena: Fieldhouse at the Greensboro Coliseum Complex

Media Relations Contact: Justin Trujillo (jtrujillo@hornets.com)

Website: www.gsoswarm.com

NBA Affiliation: Charlotte

IOWA WOLVES

730 3rd Street; Des Moines, Iowa 50309

Tel: (515) 564-8550; **Fax:** (515) 564-8551

Arena: Wells Fargo Arena

Media Relations Contact: Seth Nutting (seth.nutting@iawolves.com)

Website: www.iawolves.com

NBA Affiliation: Minnesota

LAKELAND MAGIC

701 West Lime Street; Lakeland, FL 33815

Tel: (863) 825-3258; **Fax:** (863) 825-3279

Arena: RP Funding Center

Media Relations Contact: Ashley Foss (afoss@lakelandmagic.com)

Website: www.lakelandmagic.com

NBA Affiliation: Orlando

LONG ISLAND NETS

168 39th Street, 8th Floor; Brooklyn, NY 11232

Tel: (718) 215-2299; **Fax:** (718) 522-3544

Arena: NYCB Live's Nassau Veterans Memorial Coliseum

Media Relations Contact: Megan Walsh (mwalsh@brooklynnets.com)

Website: www.longislandnets.com

NBA Affiliation: Brooklyn

MAINE RED CLAWS

550 Forest Avenue; Portland, ME 04012

Tel: (207) 210-6655; **Fax:** (207) 210-6659

Arena: Portland Exposition Building

Media Relations Contact: Evans Boston (eboston@maineredclaws.com)

Website: www.maineredclaws.com

NBA Affiliation: Boston

MEMPHIS HUSTLE

191 Beale Street; Memphis, TN 38103

Tel: (901) 205-1234; **Fax:** (901) 205-1244

Arena: Landers Center

Media Relations Contact: Geoffrey Langham (glangham@grizzlies.com)

Website: www.memphishustle.com

NBA Affiliation: Memphis

NORTHERN ARIZONA SUNS

3201 N. Main Street; Prescott Valley, AZ 86314

Tel: (928) 772-7867

Arena: Findlay Toyota Center

Media Relations Contact: Jake Withee (jwithe@nazsuns.com)

Website: www.nazsuns.com

NBA Affiliation: Phoenix

OKLAHOMA CITY BLUE

208 Thunder Drive; Oklahoma City, OK 73102

Tel: (405) 208-4800; Fax: (405) 429-7900

Arena: Cox Convention Center

Media Relations Contact: Laila Wani (lwani@okcthunder.com); Shelby Willingham

(swillingham@okcthunder.com)

Website: www.oklahomacityblue.com

NBA Affiliation: Oklahoma City

RAPTORS 905

5600 Rose Cherry Place; Mississauga, ON L4Z4B6

Tel: (416) 815-5600 Fax: (416) 357-9205

Arena: Paramount Fine Foods Centre

Media Relations Contact: Stefano Toniutti (Stefano.toniutti@mlse.com)

Website: www.raptors905.com

NBA Affiliation: Toronto

RIO GRANDE VALLEY VIPERS

4900 S. I-69; Edinburg, Texas, 78539

Tel: (956) 369-8958; Fax: (956) 972-1150

Arena: Bert Ogden Arena

Media Relations Contact: Amairani Ramirez (mediarelations@rgvipers.com)

Website: www.rgvipers.com

NBA Affiliation: Houston

SALT LAKE CITY STARS

301 West South Temple; Salt Lake City, UT 84101

Tel: (801) 325-2500

Arena: Lifetime Activities Center – Bruin Arena

Media Relations Contact: Matt de Nesnera (matt.denesnera@utahjazz.com); Olivia Hill (olivia.hill@utahjazz.com)

Website: www.slcsstars.com

NBA Affiliation: Utah

SANTA CRUZ WARRIORS

903 Pacific Avenue, Suite 101; Santa Cruz, CA 95060

Tel: (831) 731-4400

Arena: Kaiser Permanente Arena

Media Relations Contact: Massimo Degaudenzi (massimo@santacruzbasketball.com)

Website: www.santacruzbasketball.com

NBA Affiliation: Golden State

SIOUX FALLS SKYFORCE

2131 South Minnesota Ave; Sioux Falls, SD 57105

Tel: (605) 332-0605

Arena: Sanford Pentagon

Media Relations Contact: Matt Dykstra (mdykstra@skyforceonline.com)

Website: www.skyforceonline.com

NBA Affiliation: Miami

SOUTH BAY LAKERS

2275 E. Mariposa Ave.; El Segundo, CA 90245

Tel: (310) 426-6000; Fax: (310) 426-6031

Arena: Toyota Sports Center

Media Relations Contact: Noah Camarena (ncamarena@sb-lakers.com)

Website: www.sblakers.com

NBA Affiliation: Los Angeles Lakers

STOCKTON KINGS

400 E. Main, Suite 760, 95202; Stockton, CA

Tel: (888) 465-7209

Arena: Stockton Arena

Media Relations Contact: Sabrena Hernandez (shernandez@stocktonkings.com)

Website: www.stocktonkings.com

NBA Affiliation: Sacramento

TEXAS LEGENDS

2601 Avenue of the Stars, Suite 300; Frisco, TX 75034

Tel: (214) 469-0822; **Fax:** (214) 469-0823

Arena: Comerica Center

Media Relations Contact: Britney Wynn
(bwynn@texlegends.com)

Website: www.texlegends.com

NBA Affiliation: Dallas

WESTCHESTER KNICKS

198 Central Ave.; White Plains, NY 10606

Tel: (914) 559-6888

Arena: Westchester County Center

Media Relations Contact: Ajah Hawley-Alexander (ajah.hawley-alexander@msg.com)

Website: www.westchesterknicks.com

NBA Affiliation: New York

WINDY CITY BULLS

5333 Prairie Stone Parkway; Hoffman Estates, IL 60192

Tel: (847) 396-7070

Arena: Sears Centre Arena

Media Relations Contact: Joe Kessenich (jkessenich@bulls.com)

Website: www.windycitybulls.com

NBA Affiliation: Chicago

WISCONSIN HERD

549 High Avenue; Oshkosh, WI 54901

Tel: (920) 233-4374; **Fax:** (920) 744-0238

Arena: Menominee Nation Arena

Media Relations Contact: Eric Kohlbeck (ekohlbeck@bucks.com)

Website: www.wisconsinherd.com

NBA Affiliation: Milwaukee

CONTENTS

The #1 card
among **mascots**
named **Benny**.



BMO  **Harris Bank**

Official Bank of the Chicago Bulls

Get your BMO Harris Bulls Debit Mastercard today.
Learn more at bmoharris.com/fancard.

BMO Harris personal checking account required. Account opening subject to bank and credit approval. BMO Harris Bank N.A. Member FDIC. Card design and availability is subject to change without notice. Mastercard is a registered trademark and Masterpass and the circles design is a trademark of Mastercard International Incorporated. The Chicago Bulls identifications are the exclusive property of NBA Properties, Inc., and the Chicago Bulls. © 2018 NBA Properties, Inc. All rights reserved.



WITH US 