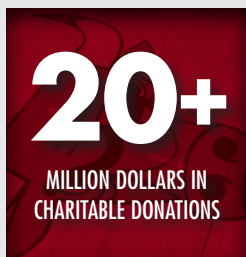


2016-17 CHICAGO BULLS



MEDIA  GUIDE





Congratulations, Jerry

*We thank you for your contributions to the sport of basketball
and your unwavering commitment to the city of Chicago.*



*Jerry
Reinsdorf
Class of 2016*

★ IN MEMORIAM ★
JOHNNY BACH
1924-2016



The 2016-17 Chicago Bulls Media Guide was written and edited by the Chicago Bulls Public and Media Relations Department: Tim Hallam, Matt Yob, Beth Esler, Kristen Deahl and Kyle Doubrava.

Statistical assistance from Robert Rosenberg and Elias Sports Bureau.

Design by Jon Shoemaker. Photography by Bill Smith and NBA Photos.

★ ★ © 2016 CHICAGO BULLS ★ ★

All NBA and team insignia depicted in this publication are the property of NBA Properties, Inc. and the respective teams of the NBA and may not be reproduced for commercial purposes without the prior written consent of NBA Properties, Inc.

The information contained in this publication was compiled by the Chicago Bulls and is provided as a courtesy to our fans and the press and may be used only for personal or editorial purposes. Any commercial use of this information is prohibited without the prior written consent of the Chicago Bulls.



FRONT OFFICE

Team Directory	4
Chairman Jerry Reinsdorf	6
Alternate NBA Governor	7
Board of Directors/Partners List	7
President & COO Michael Reinsdorf	8
Vice Presidents	9
Department Heads	11
Special Advisors to the President & COO	14
Chicago Bulls Charities	15
Bulls Ambassadors	16
Front Office Staff	17
Gameday Staff	21
Bulls Entertainment	22

BASKETBALL OPERATIONS

Executive Vice President John Paxson	28
General Manager Gar Forman	29
Head Coach Fred Holberg	31
Assistant Coaches	32
Basketball Operations	34
Advocate Center Staff	37
Medical Staff	38

THE PLAYERS

Isaiah Canaan	42
Jerian Grant	44
Dwyane Wade	46
Bobby Portis	53
Cristiano Felicio	55
Robin Lopez	56
Rajon Rondo	59
Doug McDermott	63
Paul Zipser	65
Michael Carter-Williams	66
Jimmy Butler	68
Taj Gibson	71
Spencer Dinwiddie	74
Nikola Mirotic	76
Denzel Valentine	78
D'Vaunte Smith-Rivera	80
Thomas Walkup	81
J.J. Avila	82
2016-17 Chicago Bulls Roster	83
Television Roster	84

THE NBA

NBA Directory	88
NBA Development League	89
Windy City Bulls	90
Windy City Bulls Schedule	91
2015-16 Final Standings	92
2015-16 Final Team Statistics	93
2015-16 NBA Leaders	95
2015-16 Single-Game Highs and Lows	96
2016 NBA Playoffs	97
2015-16 Attendance	98
Regular Season Division Winners	99
NBA Award Winners	101
NBA Champions Year-by-Year	105
2016 NBA Draft Results	106
NBA Officiating Staff	107

OPPONENTS

Team-By-Team Information	109
--------------------------------	-----

2015-16 SEASON

2015-16 Season in Review	172
2015-16 Regular Season Statistics	176
Breakdown: Individual Highs	177
Team Season Highs & Lows	178
2015-16 Scoring Breakdown	179
Record vs. Each Team	182

RECORDS

Regular Season Records	186
Opponent Records	189
United Center Records	192
Leaders	194
Bulls All-Time Triple-Doubles	209
All-Time 20-Point/20-Rebound Games	210
All-Time Overtime Games	211
Year-by-Year Team Statistics	213
Rookie Records	215
All-Time Head Coach Records	216
Professional Basketball in Chicago	217
All-Time NBA Record	219
Bulls in Preseason	220
All-Time Home Openers	221
Starting Lineups in Openers	222
Individual Honors	224
Attendance Records	226
Miscellaneous Records	228

PLAYOFF RECORDS

All-Time Playoff Results	232
Bulls Playoff Records	236
Opponent Playoff Records	239
Career Playoff Leaders	242
Home Playoff Attendance	243

HISTORICAL

All-Time Game-by-Game Results	246
Year-by-Year Statistics	346
Draft History	363
All-Time Uniform Numbers	368
Retired Numbers/Honorees/Hall of Famers	371
Chicago Bulls NBA Titles	374
International Amphitheatre History	380
Chicago Stadium History	381
United Center History	382
Bulls Ownership History	383
All-Time Transactions	384
All-Time Roster with Statistics	402

COMMUNITY RELATIONS

Chicago Bulls Community Relations	436
NBA Cares	444
Bulls/Sox Training Academy	445

MEDIA

Public & Media Relations Staff	448
Media Information	449
Announcers	450
Television/Radio Broadcast History	452
Travelling Media	453
Internet/TV/Radio	454
NBA Key Dates	455
United Center Information	456
Map & Directions	457
Advocate Center	458
Ticket Information	460
2016-17 Promotional Schedule	461
2016-17 Spanish Radio Broadcasts	462
Chicago Bulls 2016-17 Schedule	464



FRONT OFFICE





EXECUTIVE STAFF

Chairman/Alternate NBA Governor – Jerry Reinsdorf
President & Chief Operating Officer/NBA Governor – Michael Reinsdorf
Alternate NBA Governor – Robert A. Judelson
Executive Vice President – Basketball Operations – John Paxson
Vice President of Financial & General Counsel – Ram Padmanabhan
Assistant to the Chairman – Barb Reincke
Special Advisors to the President & COO – Scottie Pippen, Toni Kukoc, Horace Grant
Assistant to the President & COO – Carla DeLio
Executive Assistant to Vice President of Financial & General Counsel – Denise Aleman

BASKETBALL OPERATIONS

General Manager – Gar Forman
Head Coach – Fred Hoiberg
Associate Head Coach – Jim Boylen
Assistant Coaches – Randy Brown, Charlie Henry, Pete Myers, Mike Wilhelm
Assistant General Manager – Brian Hagen
Director of International Scouting/Special Assistant to General Manager – Ivica Dukan
Director of Pro Personnel – Jay Hillock
Director of Basketball Operations – Jim Paxson
Scout – Dave Bollwinkel
Director of Sports Performance – Chip Schaefer
Performance Coach – Dr. Wendy Borlabi
Head Athletic Trainer – Jeff Tanaka
Assistant Athletic Trainer – Armando Rivas
Strength Coach – Matthew Johnson
Assistant Strength Coach – Ed Streib
Physical Therapist – Michael Orr
Equipment Manager – John Ligmanowski
Equipment Coordinator – Charrod Saddler
Video Coordinator – Paul Miller
Senior Director of Basketball Administration – Karen Stack Umlauf
Director of Team Security – Eric Buck
Senior Managers of Basketball Administration – Wendy Knoll, Kristine Watson
Senior Manager of Player Development & Team Services – Shaun Hickombottom
Manager of Basketball Operations and Analytics – Steve Weinman
Basketball Analytics Coordinator – Miles Abbett
Player Development Coordinator – Chase Buford
Team Locker Room Security – John Capps

TICKET SALES

Vice President of Ticketing & Premium Seating – Keith Brown

TICKET OPERATIONS

Senior Director of Ticket Operations – Joe O'Neill
Manager of Ticket Operations – Erin Johnsen

TICKET TECHNOLOGY

Director of Ticket Technology – Pam Sher
Senior Manager of Ticket Technology – Nancy DeFauw
Coordinator of Ticketing – Ryan Straus

TICKET SALES

Senior Director of Ticket Sales – David Dowd
Manager of Inside Ticket Sales – Anthony Horton
Managers of Group Ticket Sales – Robby Joseph, Brandon Wright
Manager of Guest Services – Jacqui Iorio
Ticket Executives – Mark DiVerde, Danielle Gombac
Database Administrator – Elena Knetl
Ticket Representatives – Jennifer Hall, Kim Hoefert, Patrick Holman, Michael Martin, Drake Orser, Amanda Philo, Clair Reardon, Mike Roth, Andrew Shapiro

PREMIUM SEATING

Senior Director of Premium Seating – Greg Hanrahan
Senior Director of Rental Suites – Curtis Baddeley
Senior Manager of Premium Seating – Valerie Tanaka
Rental Suite Coordinators – Amanda Cruse, Emily Holmen
Premium Seating Coordinator – Brianna Bell
Premium Seating Account Executive – Melissa Gohde
Rental Suite Account Executive – Nick Shorr

BUSINESS STRATEGY & ANALYTICS

Director of Business Strategy & Analytics – Matt Kobe
Manager of Business Strategy & Analytics – Kevin Brilliant
Senior Analyst of Business Strategy & Analytics – Jenna Gales

CORPORATE SALES

Vice President of Corporate Sales – Scott Sonnenberg

BUSINESS DEVELOPMENT

Senior Manager of Business Development – Mark Levitt
Senior Manager of Global Sales – Will Syring
Managers of Business Development – Sean Moore, Hallie Olson

**PARTNERSHIP MARKETING**

Senior Manager of Partnership Marketing – Megan Grabowski
Managers of Partnership Marketing –
Katie Cavanaugh, Lindsay Flasch
Partnership Marketing Coordinators – John Boddie, Nick Williams
Partnership Marketing Associate – Jack Manilow

GAME OPERATIONS

Director of Entertainment – Michelle Harris
Manager of Game Presentation – Emily Livacari
Manager of Bulls Entertainment – Todd Abbott
Manager of Performance Teams – Shanté Roberts
Coordinator of Entertainment – John Nuñez
Coordinators of Game Presentation – Dan Hardina, Michael Vigan
Entertainment Assistant – Tom Sargent
Mascot Assistant – Joseph McGhee
Entertainment Associate – Ryan Curtin

MARKETING & COMMUNICATIONS

Vice President of Marketing & Communications –
Susan Goodenow

MEDIA RELATIONS

Senior Director of Public & Media Relations – Tim Hallam
Senior Manager of Public & Media Relations – Matt Yob
Manager of Public & Media Relations – Beth Esler
Coordinator of Public & Media Relations – Kristen Deahl
Public & Media Relations Associate – Kyle Doubrava
Team Photographer – Bill Smith

PUBLIC AFFAIRS

Director of Public Affairs – Julie Adler
Senior Manager of Corporate Communications – Tony Hyde

CREATIVE SERVICES

Director of Creative Services – Jon Shoemaker
Manager of Creative Services – Jeff Pitcock
Creative Services Coordinator – Dave Zarzynski

MARKETING

Director of Marketing – Lisa Nucci
Marketing Coordinator – Sarah Smith
Marketing Associate – April Ko

DIGITAL

Director of Digital – Dan Moriarty
Senior Product Manager – Matt Moreno
Digital Content & Social Manager – Luka Dukich
Social Media Coordinator – Samantha Brown

BULLSTV

Director and Executive Producer – Brad Siegel
Senior Creative Producer – Josh Kahn
Producer – Chris Ramirez
Assistant Producer – Cody Madsen
Associate Editor – Katian Sandoval

COMMUNITY RELATIONS

Director of Community Relations & Player Programs –
Tony Rokita
Managers of Community Relations – Hillary Thomas, Junhyun Bae
Community Relations Coordinator – Tina Brekke
Community Relations Assistant – Drew Paxson
Community Relations Associate – Brittany Wilson
Team Ambassador/Director of Community Affairs – Bob Love
Team Ambassador – Sidney Green

CHICAGO BULLS CHARITIES

President of Chicago Bulls Charities – Nancy Reinsdorf
Vice President of Chicago Bulls Charities – Leslie Forman

**FINANCE, HUMAN RESOURCES &
OFFICE ADMINISTRATION**

Director of Finance – Kieran Kelliher
Controller – Steve Rucks
Assistant Controller – Michele Chambers
Accountant – Claudia Stevenson
Manager of Purchasing – Ben Adair
Manager of Human Resources & Office Administration –
Natalie Huddleston
Receptionist – Alicia Santana
Warehouse Supervisor – William Weaver
Financial & Legal Assistant – Michelle Moore

WINDY CITY BULLS STAFF

President – Brad Seymour
Head Coach – Nate Loenser
Assistant Coaches – A.J. Guyton, Bobby Lutz
Manager of Basketball Operations – Jeff Feld
Manager of Business Operations – Brendan Gildea
Senior Account Executive, Corporate Partnerships – Brad Bauer
Manager of Communications & Community Relations –
Cedric Quackenbush
Ticket Executives – Horace Grant, Jr., Justin Long, Nicholas Petro



JERRY REINSDOF

CHAIRMAN AND ALTERNATE NBA GOVERNOR

Jerry Reinsdorf, whose two professional sports teams -- the Chicago Bulls and Chicago White Sox -- have combined to win seven World Championships for the city of Chicago and its sports fans, became Chairman of the Bulls on March 13, 1985, when a group he led purchased controlling interest in the franchise. Reinsdorf also is Chairman of the White Sox, who claimed the 2005 World Series. During his tenure as Chairman of the Bulls, the team has captured six World Championships (1991-93, 1996-98).

Reinsdorf celebrated 30 years with the Bulls in March 2015, the third-longest active ownership tenure in the NBA behind only the Buss family of the Los Angeles Lakers and Herbert Simon of the Indiana Pacers.

During his three decades of leadership, the Bulls have made 24 postseason appearances, posted a .552 overall winning percentage (1,387-1,124), reached the Eastern Conference Finals on seven occasions and claimed eight Central Division titles. The Reinsdorf-era Bulls have featured six NBA MVPs (five by Michael Jordan and one for Derrick Rose), three Rookie of the Year winners, three Executive of the Year winners and two Coach of the Year honorees. The Bulls also own two of the top three best single-season victory totals in NBA history, going 72-10 in the 1995-96 season and 69-13 in the 1996-97 season (tied with the Lakers' 1971-72 season). The Bulls have led the NBA in attendance 11 times, including the last seven straight seasons, and concluded the 2015-16 NBA regular season with a sellout streak of 266 consecutive games, including playoffs.

Reinsdorf has spearheaded construction of three major facilities for the Bulls -- the United Center, home of the Bulls and the NHL's Chicago Blackhawks, which opened for the 1994-95 season; the Sheri L. Berto Center, the Bulls practice facility in Deerfield, Ill., from 1992-2014; and the Advocate Center, the Bulls new state-of-the-art downtown practice facility, which opened in the summer of 2014 and is located across from the United Center. Reinsdorf was also responsible for the construction of Guaranteed Rate Field, home of the Chicago White Sox since 1991.

In 2009, Reinsdorf co-founded Silver Chalice Ventures, a next generation, digital sports media company that owns and operates digital networks 120 Sports, Campus Insiders and the ACC Digital Network.


Both of Reinsdorf's sports franchises support the Chicago area community through a variety of efforts, including the team charities - Chicago Bulls Charities and Chicago White Sox Charities. Chicago Bulls Charities places particular giving emphasis on youth education, youth health and wellness, violence prevention and military support, and has supported worthy organizations throughout Chicagoland including: Ann and Robert H. Lurie Children's Hospital of Chicago; the James Jordan Boys & Girls Club and Chicago Bulls Family Life Center; Salvation Army Ray and Joan Kroc Corps Community Center; City Year Chicago; Youth Guidance; Mercy Home for Boys & Girls; Ronald McDonald House Charities; Bright Pink; and Gilda's Club Chicago. The Bulls, under Reinsdorf's leadership, provided funding to help establish Chicago Bulls College Prep School on the west side in 2009. A Noble Street Charter School, CBCP's first graduating class walked in June 2013, and 100% of the 165 seniors graduated and were accepted to a four-year college. Reinsdorf's franchises also promote sports to thousands of children each year through the programs and outreach provided by the Bulls/Sox Training Academy, which opened in 2001.

Reinsdorf has been widely recognized for his professional, civic and charitable contributions. Most recently, he was named to the Naismith Basketball Hall of Fame Class of 2016. He is the 10th NBA owner to be honored as an inductee. In 2015, the Bulls were named the inaugural ESPN Sports Humanitarian Team of the Year. The award celebrates and recognizes how members of the sports industry use sport to serve communities and make a positive impact. In 2013, he received the SportsBusiness Daily/Journal Lifetime Achievement Award recognizing his record of business and philanthropic success. In 2012, Reinsdorf and the White Sox received the Steve Patterson Award for Excellence in sports philanthropy, while in 2011, he received the Jefferson Award, one of the nation's top honors for community service and volunteerism. Major League Baseball's Commissioner's Award for Philanthropic Excellence, and the Barnes and Thornburg Jackie Robinson Award for diversity in the workplace.

Reinsdorf was the 1997 recipient of the Order of Lincoln Award, the State of Illinois' highest award. He has also been honored by such organizations as: Keshet, Interfaith Organizing Project, American Academy of Achievement, Cystic Fibrosis Foundation, Trial Lawyers Club of Chicago, Chicago Historical Society, Chicago Jewish Sporting Hall of Fame, National Jewish Sporting Hall of Fame and Chicago Sports Hall of Fame. He has been awarded the Chicago Park District's 1990 Chicagoan of the Year Award, the PUSH Bridgebuilder Award, National Italian-American Friendship Award, Northwestern University's Award of Merit, U.S. Air Force American Spirit Award, Ellis Island Medal of Honor, Mayor's Medal of Honor, Guardian of Children Award from the Jewish Council of Youth Services, Sports Lawyers Award of Excellence and an honorary degree in Humane Letters from Illinois College. Chicago Baseball Cancer Charities has twice conferred its Hallmark Award to Reinsdorf in recognition of his efforts.

In addition to his sports interests, Reinsdorf is an attorney, a certified public accountant, a specialist in real estate securities, a registered mortgage underwriter and a certified review appraiser. In 1997 Reinsdorf completed employment as chairman of the board of a real estate investment firm he co-founded in the early-1970's and sold to American Express. Currently, he is a partner in Bojer Financial Ltd., a real estate investment company. He is a former member of the board of directors of Shearson Lehman Brothers, Inc., the Northwestern University Law School Alumni Association, LaSalle Bank, Equity Office Properties and numerous other corporations and charities. He is presently a Life Trustee of Northwestern University and in 2008 was appointed a Trustee of the National Baseball Hall of Fame & Museum.

Born in Brooklyn, N.Y. on Feb. 25, 1936, Reinsdorf graduated from George Washington University in Washington, D.C. and earned a law degree from Northwestern University after moving to Chicago in 1957. Reinsdorf and his wife, Marty, have four children and eight grandchildren.



ROBERT A. JUDELSON

ALTERNATE NBA GOVERNOR

Robert A. Judelson is a partner of Bojer Financial Ltd. and Chairman of the Michigan Avenue Real Estate Group ... Judelson served as First Vice Chairman and one of the founders of the Balcor Company, one of the country's largest real estate investment firms, which was a subsidiary of American Express ... the firm acted as a fiduciary in various limited partnerships and trusts, with aggregate investments in real estate of approximately \$6 billion ... such partnerships had over four million individual and institutional investors ... he was the founder of JMB Realty in Chicago and left in 1973 to become one of the founders of the Balcor Company ... Judelson is a graduate of Northwestern University ... he is also a member of the Board of Directors for the Chicago White Sox Major League Baseball Team and the Chicago Bulls ... he is a former member of the advisory board of the Moran Eye Clinic at the University of Utah and of the Board of Trustees of the Utah Symphony, a former trustee of Eaglebrook School in Deerfield, Mass., and St. Andrew's Preparatory School in Boca Raton, Fla. ... Bob has two children, Julie Diaz, 48 (husband, Gene), and Hank, 45 (wife, Julie), five grandsons and a granddaughter.

BOARD OF DIRECTORS



STEVEN CROWN



ROBERT A. JUDELSON



JUDD MALKIN



ALLAN B. MUCHIN



DAVID ORTH, M.D.



JERRY REINSDORF



MICHAEL REINSDORF



IRVING STENN



BURTON URY



CHARLES WALSH

CHICAGO BULLS PARTNERS LIST

Carmont Blitz Family

Neil Bluhm

The Fred Brzozowski Trust

The Alvin Cohn Trust

Lester Crown Family

Louis Duman Family

The Fanning Trust

The Marvin Fink Trust

The Lamar Hunt Family

Norman Jacobs

Robert A. Judelson

Lubin Family Limited Partnership

Ann Lurie

Judd Malkin

Allan B. Muchin

Carol P. Norton

David H. Orth, M.D.

Bruce V. Rauner

Jerry Reinsdorf

William Roberts

Irving Stenn

Richard Stern

The Sanford E. Takiff Family

Burton Ury

Charles Walsh

Chicago Stadium Corporation

Sam Zell



MICHAEL REINSDORF

PRESIDENT AND CHIEF OPERATING OFFICER/NBA GOVERNOR

Michael Reinsdorf was named President and Chief Operating Officer of the Chicago Bulls on September 13, 2010 ... Michael has been involved in NBA league matters on behalf of the Bulls since 2001 ... he is an NBA Governor and serves on the NBA Media Committee and the NBA Planning Committee ... Michael is a member of the Young Presidents' Organization (YPO) and serves on the boards of the Ann & Robert H. Lurie Children's Hospital of Chicago Foundation, the Executives' Club of Chicago, NorthShore University Healthsystem, After-School All-Stars, After School Matters, The Chicago Community Trust and on the Board of Trustees for Northwestern University ... Michael is the former Chairman of the Harrisburg Senators, a Double A affiliate of the Washington Nationals ... he is also the former Chairman of the Stockton Thunder, an ECHL hockey team in Stockton, California ...

he is a graduate of the University of Arizona ... Michael, and his wife, Nancy, who serves as President of Chicago Bulls Charities, reside in the northern suburbs with their three children.





KEITH BROWN

VICE PRESIDENT – TICKETING AND PREMIUM SEATING

In his 34th season, Keith Brown is responsible for the marketing and operations of Chicago Bulls' season, group and single game tickets, and for managing the full and part time sales staffs ... he also manages Premium Seating, which includes Executive Suites, Day-of-Event Rental Suites, Theater Boxes and the BMO Harris Club ... he coordinates the team's multi-media ticket advertising ... he manages group sales programs such as Court of Dreams and Preps with Pros ... he oversees production of print materials for ticket sales, including handbooks, brochures and correspondence ... he is responsible for management of the ticket department database which houses information for more than one million fans, and for designing name generation programs ... he directs the team's e-mar-

keting with targeted offers and online programs for ticket sales ... he manages customer service and value-added programs for season ticket holders and group leaders ... he is the Bulls' liaison with the NBA in creating the annual schedule for playing dates in the United Center ... he is a frequent attendee and presenter at the NBA's Team Marketing and Business Operations Workshops ... he is the recipient of four Telly Awards for advertising campaigns ... he began his career with the Bulls as an intern telemarketing season tickets ... in 1984, he had the privilege of representing the Bulls in Madison Square Garden for the drafting of Michael Jordan ... for six years he served as the Editor and principal writer of "BasketBull" magazine ... over the last 25 years the Bulls have enjoyed extended streaks of consecutive sellouts and have led the NBA in home attendance through championship and rebuilding seasons ... Keith graduated from Illinois State University with degrees in Communications and Political Science ... he was raised in Rolling Meadows, is an avid golfer and resides in Chicago.



SUSAN GOODENOW

VICE PRESIDENT – MARKETING & COMMUNICATIONS

Susan Goodenow joined the Chicago Bulls in January 2012 ... she is responsible for developing and managing the team's branding strategy and marketing efforts, coordinating and integrating all team communication, and directing the team's community outreach efforts ... she oversees Marketing, Broadcasting, BullsTV, Community Relations, Corporate Communications, Creative Services, Digital, Public and Media Relations, and Public Affairs ... she also works closely with Chicago Bulls Charities ... prior to joining the Bulls, Susan spent four years with the Boston Red Sox, most recently as Senior Vice President, Public Affairs and Marketing ... she has also worked for Major League Baseball/Office of the Commissioner, the American Red Cross and public affairs firms in Washington, DC ... she graduated from the University of Georgia with a degree in Journal-

ism and from Georgetown University with a Masters in American Studies ... she is a member of the American Red Cross of Greater Chicago Tiffany Circle ... Susan resides in Chicago.



RAM PADMANABHAN

VICE PRESIDENT OF FINANCIAL AND GENERAL COUNSEL

Ram Padmanabhan joined the Chicago Bulls at the beginning of the 2013-14 season as Vice President of Financial and General Counsel ... he is responsible for the team's compliance with legal, regulatory and NBA requirements and oversees the team's financial and human resources functions ... Ram previously served as Vice President, Chief Counsel-Corporate and Company Secretary for Aon plc, where he was responsible for overseeing corporate transactional matters, and also advised Aon management and the Board of Directors on various corporate governance matters ... before joining Aon, Ram was a partner at Katten Muchin Rosenman LLP, where he represented the Chicago Bulls and the United Center, as well as professional sports teams and corporate sponsors of professional sports teams on a variety of promotional, media, sponsorship and general corporate matters ... prior to joining Katten, Ram practiced with the Chicago offices of Kirkland & Ellis LLP and Pattishall, McAuliffe and served as a law clerk to Judge William J. Bauer on the U.S. Court of Appeals for the 7th Circuit ... he received his Bachelor of Arts in Economics from McGill University in 1990, and his Juris Doctor from Northwestern University School of Law in 1993.



SCOTT SONNENBERG

VICE PRESIDENT - CORPORATE SALES

In his 13th season with the Bulls, Scott Sonnenberg is responsible for overseeing Bulls and United Center sponsorships, in-and-out-of-arena advertising sales, Bulls radio broadcast, digital and social media sales, partnership activation, and game entertainment ... he manages the day-to-day sales efforts of the corporate partnerships department ... he is responsible for the game day entertainment experience for fans which includes halftime acts, the Luvabulls, scoreboard promotions, concourse entertainment, etc. ... during his time with the Bulls, the team has consistently been ranked among the top sponsorship revenue teams in the NBA and received multiple awards for account growth, retention, activation and new business, while developing key partnerships with some of the largest brands in the world ... in recent years, he negotiated the United Center and Advocate Center naming rights partnerships ... during the 2014-15 season, the Bulls were recognized by the Sports Business Journal as having one of the top promotions in the NBA ... Scott is a 2003 graduate of San Jose State University, where he majored in Business-Marketing ... he was a member and two-time captain of the San Jose State basketball team (2000-03), and a member of the Brigham Young University basketball team (1996) prior to serving a two-year mission in Las Vegas for the Mormon Church ... prior to joining the Bulls, Scott spent two years working for Northwestern Mutual Financial Network ... Scott resides in Naperville with his four children Ella, Ally, Tyler, and Chelsea.

**JULIE ADLER****DIRECTOR OF PUBLIC AFFAIRS**

Julie Adler joined the Chicago Bulls in January 2013 ... Julie is responsible for overseeing the team's corporate communications efforts, cultivating relationships with civic organizations, and developing and implementing long-term strategy for Chicago Bulls Charities ... prior to joining the Bulls, Julie worked for public affairs and strategic communications firms in Chicago and Washington, DC ... Julie graduated from the University of Pennsylvania with a B.A. in Political Science, with a concentration in American Politics and a minor in Art History ... Julie resides in Chicago.

**DAVID DOWD****SENIOR DIRECTOR OF TICKET SALES**

In his 15th season, David Dowd is responsible for hiring, training, motivating and supervising the seasonal sales staff ... he also manages the full-time sales staff, and collaborates with the Vice President of Ticket Sales on marketing initiatives, sales strategies and customer service programs ... prior to joining the Bulls, David served as an Assistant Vice President in Business Development at MBNA America, and managed the multi-million dollar credit card portfolios of professional sports teams in the Midwest ... David, 44, is a 1995 graduate of the College of the Holy Cross (Worcester, Mass.) where he majored in English, and minored in Business ... David and his wife, Jennifer, have two children, Bryan and Jenna.

**TIM HALLAM****SENIOR DIRECTOR OF PUBLIC AND MEDIA RELATIONS**

Entering his 39th season, Tim Hallam oversees public and media relations efforts for the Bulls organization ... he is responsible for credentialing media personnel at all Bulls events, including home and road games, practices, training camp sessions, media day, draft day and special events ... he coordinates the dissemination of all information to national and local media regarding the club in the form of press releases, statistics and media guides ... he handles press conferences and interview requests for the Bulls team and management ... Tim graduated from Illinois State University in 1977 with a degree in Communications ... Tim and his wife, Nancy, reside in Highwood with their daughter, Emily.

**MICHELLE HARRIS****DIRECTOR OF ENTERTAINMENT**

Entering her fourth season, Michelle and her team are responsible for the Chicago Bulls and Windy City Bulls game entertainment experience, including entertainment programming, production, live entertainment and fan engagement ... she also oversees the cast of performers that comprise Bulls Entertainment, which includes Benny the Bull, Luvabulls, Incredibulls, BullsKidz, Swingin' Seniors and Stampede Drumline, among others ... Michelle's team also collaborates with departments across the organization to support the production of non-game events for corporate partners, Season Ticket Holders, Chicago Bulls Charities, community relations and the team's grassroots marketing efforts ...

prior to joining the Bulls, she worked for the New York Knicks for 13 seasons ... a Chicago native, she graduated from the Stern School of Business at New York University in 2001 with dual Bachelor's Degrees in Marketing and Management ... Michelle resides in Chicago.



KIERAN KELLIHER

DIRECTOR OF FINANCE

Kieran Kelliher joined the Chicago Bulls in January 2014 ... previously, Kieran spent nine years at Deloitte & Touche, LLP, where he was a Senior Manager in the audit practice ... while there, he led the Deloitte audit team serving the Bulls account ... in addition to the Bulls, Kieran served various large and middle-market companies in the construction, retail & distribution, and banking & securities industries while at Deloitte ... Kieran is a CPA, and speaks at various industry and professional conferences ... he graduated from the University of Illinois at Urbana-Champaign with Bachelor's degrees in both Accounting and Finance, and a Master's degree in Accounting ... Kieran also serves on the executive

committee, national board of directors and the local Chicago council of Feed My Starving Children, a nonprofit with food packing sites in Minnesota, Illinois and Arizona ... Kieran resides in the western suburbs with his wife and four children.



MATTHEW KOBE

DIRECTOR OF BUSINESS STRATEGY & ANALYTICS

In his third season with the Bulls, Matthew Kobe provides strategic and analytical support to all areas of the Bulls organization, seeking to improve financial performance, enhance fan engagement, and optimize marketing efforts ... prior to joining the Bulls, Matt worked at Deloitte Consulting within its Strategy practice focusing on pricing, promotion and revenue management for Consumer Goods companies ... he is a 2011 MBA graduate of the Kellogg School of Management (Northwestern) and a 2005 graduate of Indiana University, where he studied Finance and Operations ... Matt resides in Chicago with his wife, Amy, and son, Brendan.



LISA NUCCI

DIRECTOR OF MARKETING

Lisa Nucci joined the Chicago Bulls in January 2013 ... Lisa is responsible for leading the team's overarching brand strategy and integrated marketing efforts ... she also directs the team's grassroots initiatives, advertising and retail marketing plans. ... prior to joining the Bulls, Lisa worked at local advertising agencies and within the nonprofit sector ... a Chicago native, she graduated from the University of Iowa in 2004 with her Bachelor's Degree in Communications ... Lisa resides in Chicago with her husband, Mike.



JOE O'NEIL

SENIOR DIRECTOR OF TICKET OPERATIONS

In his 36th season, Joe O'Neil is responsible for the accounting, printing, processing and delivery of all season, group and individual ticket orders ... Joe is also the Bulls' liaison with TicketMaster, United Center Management and oversees the Bulls' fleet automobile program ... Joe, 57, is a 1979 graduate of Northern Illinois University with degrees in Journalism and Political Science ... Joe and his wife, Susan, reside in Elmhurst with their sons, Justin, Brendan and Kyle.

**DAN MORIARTY****DIRECTOR OF DIGITAL**

In his first season with the Bulls, Dan Moriarty oversees all digital efforts for the organization ... he focuses on driving business impact by ensuring that the organization stays relevant to fans and partners in a rapidly evolving digital landscape ... prior to joining the Bulls, Dan started his career working for digital marketing agencies in both London and Chicago, and then had a five-year run with Hyatt – overseeing first their international digital marketing efforts, and later leading their global social media strategy ... Dan takes continual inspiration from his 6-year-old son, always following curiosity and advocating for simple design.

**TONY ROKITA****DIRECTOR OF COMMUNITY RELATIONS AND PLAYERS PROGRAMS**

In his 26th season, Tony directs the Community Relations Department and community programming activations for the Bulls organization ... while working closely with Chicago Bulls Charities he manages relationships with key community partners as it relates to the Bulls' involvement in the Chicagoland community ... he oversees various philanthropic and educational initiatives, including the Chicago Bulls NBA Cares season long campaign, the Sprite MVP program, annual Thanksgiving Dinner at Pacific Garden Mission and "Bulls Spectacular" event at Ronald McDonald House Charities near Lurie Children's Hospital ... Tony also manages in-kind donations and other forms of charitable giving as well as the team's player,

coaches and alumni appearances ... he received the NBA's 2016 Values of the Game award he serves as a Chicago Community Trust Ambassador and sits on the board of the Michael Barlow Center ... Tony is a graduate of DePaul University and resides in Chicago.

**PAMELA SHER****DIRECTOR OF TICKET TECHNOLOGY**

In her 19th season, Pam Sher oversees the accounting, printing and distribution of all Chicago Bulls tickets ... she began her career with the team in 1998 as a public and media relations intern and later joined the Bulls ticket department in 1999 ... Pam graduated from Ohio University in 1998 with a Bachelor's degree in Journalism ... she and her husband, Marc, reside in Deerfield with their children, Alex and Rachel.

**JON SHOEMAKER****DIRECTOR OF CREATIVE SERVICES**

In his 15th season, Jon Shoemaker is responsible for the creative direction and design of all Bulls' print collateral and other promotional vehicles for the organization ... he also art directs, designs and coordinates production of all Bulls' publications, the Chicago Bulls Yearbook, the Bulls' media guide and Bullpen - The Official Game Program of the Chicago Bulls ... Jon, 40, graduated from Ohio University in 1999 with Bachelor's degrees in Journalism and Visual Communications ... Jon resides in Chicago with his wife, Katie, and their sons, Noah and Leo.

**BRAD SIEGEL****DIRECTOR & EXECUTIVE PRODUCER OF BULLSTV**

Brad Siegel joined the Bulls in September of 2009 ... he is responsible for overseeing Emmy Award-winning BullsTV, the in-house video production department of the Chicago Bulls ... prior to joining the organization, Brad worked for CNN, Fox Sports, and MSNBC in a variety of roles ... Brad is a 1999 graduate of University of Illinois at Chicago ... he and his wife, Stephanie, currently reside in Highland Park, with their two children, Jordyn and Cameron.



HORACE GRANT

SPECIAL ADVISOR TO THE PRESIDENT & C.O.O.

Horace Grant enters his first season as Special Advisor to the President & C.O.O. after joining the Bulls front office in October 2016 ... a 17-year veteran of the NBA, Grant spent seven seasons playing for the Chicago Bulls (1987-94) ... originally selected by the Bulls with the 10th pick in the First Round of the 1987 NBA Draft, he played a key role in the team's first Threepeat Championship run (1991-93) ... he also earned a fourth NBA title in 2001 as a member of the Los Angeles Lakers ... he was an NBA All-Star in 1994 and earned NBA All-Defensive Second Team honors in 1993 and 1994 ... overall, he appeared in 546 games with Chicago and averaged 12.6 points, 8.6 rebounds, 2.2 assists, 1.08 steals and 1.06 blocks ... he also shot .530 from the floor with the Bulls ... he ranks second in team annals for offensive rebounds, fourth in field goal percentage, sixth in steals and blocks, seventh in total rebounds, seventh in defensive boards, eighth in minutes played, 11th in games played and field goals made, and 12th in points ... as an NBA Goodwill Ambassador, Grant has appeared on behalf of the league more than 85 times in 14 countries, including China, Brazil, Spain, Mozambique, and the Philippines ... he continues to work with the NBA and represents the league internationally ... married to wife, Andrea ... has five children – Horace, Jr., Elijah, Eva, Maia and Naomi.



TONI KUKOC

SPECIAL ADVISOR TO THE PRESIDENT & C.O.O.

Toni Kukoc enters his second season as Special Advisor to the President & C.O.O. after joining the Bulls front office in August 2015 ... he is a 13-year veteran of the NBA, including seven seasons with the Bulls (1993-2000) ... in 436 games (217 starts) with the Bulls, he averaged 14.1 ppg, 4.8 rpg, 4.2 apg and 1.09 spg in 29.5 mpg ... for his NBA career, he played in 846 games (259 starts) and posted 11.6 ppg, 4.2 rpg, 3.7 apg and 1.00 spg ... was a member of three World Championship teams (1996-1998) with the Bulls ... won the 1995-96 NBA Sixth Man of the Year when he posted 13.1 ppg, 4.0 rpg and 3.5 apg in 26.0 mpg ... he also earned NBA All-Rookie Second Team honors in 1993-94, when he averaged 10.9 ppg, 4.0 rpg and 3.4 apg in 75 games (eight starts) ... he helped lead Yugoslavia to a silver medal in the 1988 Summer Olympics in Seoul; he followed that up with another silver medal for the Croatian National Team at the Summer Olympics in Barcelona in 1992 ... he and his wife, Renata, have two children, Marin and Stela.



SCOTTIE PIPPEN

SPECIAL ADVISOR TO THE PRESIDENT & C.O.O.

Scottie Pippen enters his second season as Special Advisor to the President & C.O.O. after joining the Bulls front office in July 2010 ... a 17-year NBA veteran, Pippen was inducted into the Naismith Memorial Basketball Hall of Fame on August 13, 2010 ... Scottie was a member of six NBA championship teams with the Chicago Bulls (1991-1993, 1996-1998) ... he was named one of the 50 Greatest Players in NBA history and is one of four players to have his jersey retired by the Chicago Bulls ... was a seven-time NBA All-Star (1990, 1992-97) and was NBA All-Star MVP in 1994 ... he was a three-time All-NBA First Team honoree and was voted to the NBA All-Defensive First Team eight times (1992-1999) ... Pippen won two Olympic gold medals as a member of the 1992 USA Basketball "Dream Team" and returned to help lead the USA to gold at the 1996 Olympics in Atlanta ... Pippen was born in Hamburg, Ark., and graduated from the University of Central Arkansas.



NANCY REINSORF

PRESIDENT OF CHICAGO BULLS CHARITIES

Nancy Reinsdorf was named President of Chicago Bulls Charities in April 2012 ... a Chicago native, she has been actively involved with numerous area nonprofits for more than 20 years ... Nancy serves as a Bulls community liaison working closely with charitable organizations, corporate partners and the Bulls family to identify ways for the team to make a positive impact on the lives of those in need ... under Nancy's leadership, the Chicago Bulls were recognized in 2015 as the inaugural recipient of the ESPN Sports Humanitarian Team of the Year Award ... a graduate of Roosevelt University, Nancy has spent time in California and Chicago as a film producer working on commercials and public service announcement segments ... Nancy, and her husband, Michael, reside in the northern suburbs with their three children.



LESLIE FORMAN

VICE PRESIDENT OF CHICAGO BULLS CHARITIES

Leslie Forman has served as Vice President of Chicago Bulls Charities since April 2012 ... Leslie has been actively involved in the team's charitable efforts for many years and has often served as a representative for the organization working to further the Bulls Community Relations efforts ... Leslie also helped create EmbraceaBulls, a program that donates game tickets to local charities throughout the Chicagoland area ... a graduate of New Mexico State, Leslie holds degrees in elementary and early childhood special education, as well as a Masters in Counseling and Educational Psychology ... a former pre-school and special education teacher and special education administrator, Leslie is currently an avid school and community volunteer ... she has also been a foster parent, juvenile justice monitor and crisis interventionist ... in early 2012, she and her husband, Gar, served as honorary co-chairs of the opening of the new Ronald McDonald House near Lurie Children's ... Leslie and Gar reside in the northern suburbs with their two sons.



SIDNEY GREEN

BULLS AMBASSADOR

Sidney Green joined the Chicago Bulls front office in 2009, first serving as a Player Development Assistant before becoming Goodwill Ambassador for the team ... he is a recipient of the NBA National Spirit of Love Award, which is given to the NBA player who has contributed significant time and energy to the community ... he is a 2014 graduate of the Chicago FBI Citizens Academy for demonstrating a commitment to the FBI mission in Chicago ... he is also an accomplished speaker and has delivered commencement addresses at several area schools ... originally drafted by the Bulls with the fifth overall pick in the 1983 NBA Draft, Sidney played 10 years

in the NBA, including three seasons with the Bulls (1983-1986) ... he also played for the Detroit Pistons (1986-1987), New York Knicks (1987-1989), Orlando Magic (1989-1990), San Antonio Spurs (1990-1993) and the Charlotte Hornets (1993) ... serves on the Board of Directors for the Chicago Police Memorial Foundation, supporting officers who have lost their lives in the line of duty ... he is also on the board for Concerned Christian Men, an organization devoted to violence prevention in Chicago ... after his playing career, Sidney was the head coach at Long Island University (1995-1997), University of North Florida (1997-1999), and Florida Atlantic University (1999-2005) ... Sidney led Florida Atlantic to its only conference championship in school history and was named the Atlantic Sun Conference Men's Basketball Coach of the Year in 2002 ... the Brooklyn, N.Y., native was a McDonald's All-American selection and is a graduate of the University of Nevada, Las Vegas (UNLV) where he was voted a First Team All-American in 1983 by the U.S. Basketball Writers Association ... he was the first player at UNLV to have his uniform number retired and he remains UNLV's all-time leading rebounder and second all-time leading scorer.



BOB LOVE

BULLS AMBASSADOR/DIRECTOR OF COMMUNITY AFFAIRS

Bob Love serves as the Chicago Bulls Goodwill Ambassador and represents the organization at various functions throughout the Chicagoland community ... Bob makes numerous appearances each year, visiting local schools and educational programs, attending various charity organizations and fundraising events, and speaking to numerous nonprofit agencies, community groups and young athletes ... Bob's NBA career spanned 11 years, including eight seasons with the Bulls ... on Jan. 14, 1994, Bob became the second Bull to have his jersey (No. 10) retired by the team ... he was a three-time NBA All-Star and ranks third on the Bulls all-time scor-

ing list with 12,623 points ... Bob serves as an honorary spokesperson for the National Stuttering Federation of America ... he also serves on the board of the National Brain Injury Association of Illinois ... in 2008, he released a documentary about his life titled, "Find Yourself a Dream: The Bob Love Story," and spoke across the country to audiences about the film, which documents his struggles to overcome adversity and his stuttering disability to make his dreams come true ... a native of Bastrop, La., Bob attended Southern University ... he also has been awarded honorary doctoral degrees from Carthage College (Humanities) and the University of Rhode Island (Laws).



FRONT OFFICE STAFF



TODD ABBOTT
Manager of Bulls Entertainment



BEN ADAIR
Manager of Purchasing



DENISE ALEMAN
Executive Assistant to the V.P. of
Financial & General Counsel



JUNHYUN BAE
Manager of Community Relations



BRIANNA BELL
Coordinator of Premium Seating



JOHN BODDIE
Partnership Marketing Coordinator



TINA BREKKE
Community Relations Coordinator



KEVIN BRILLIANT
Manager of
Business Strategy & Analytics



SAMANTHA BROWN
Social Media Coordinator



KATIE CAVANAUGH
Manager of
Partnership Marketing



MICHELE CHAMBERS
Assistant Controller



AMANDA CRUSE
Rental Suite Coordinator



KRISTEN DEAHL
Coordinator of
Public & Media Relations



NANCY DEFAUW
Senior Manager of
Ticket Technology



CARLA DELIO
Assistant to the President & C.O.O.



MARK DIVERDE
Ticket Executive



LUKA DUKICH
Digital Content & Social Manager



BETH ESLER
Manager of Public &
Media Relations



LINDSAY FLASCH
Manager of
Partnership Marketing

FRONT OFFICE

BASKETBALL OPS.

PLAYERS

THE NBA

OPPONENTS

2015-16 SEASON

RECORDS

PLAYOFFS

HISTORY

COMMUNITY

MEDIA



JENNA GALES

Senior Analyst of Business
Strategy & Analytics



MELISSA GOHDE

Premium Seating
Account Executive



DANIELLE GOMBAC

Ticket Executive



MEGAN GRABOWSKI

Senior Manager of
Partnership Marketing



DAN HARDINA

Coordinator of Game Presentation



EMILY HOLMEN

Rental Suite Coordinator



ANTHONY HORTON

Manager of Inside Sales



NATALIE HUDDLESTON

Manager of Human Resources &
Office Administration



ANTHONY HYDE

Senior Manager of Corporate
Communications



JACQUI IORIO

Manager of Guest Services



ERIN JOHNSEN

Manager of Ticket Operations



ROBBY JOSEPH

Manager of Group Ticket Sales



JOSH KAHN

Senior Creative Producer
of BullsTV



ELENA KNETL

Database Administrator



MARK LEVITT

Senior Manager of
Business Development



EMILY LIVAGARI

Manager of Game Presentation



CODY MADSEN

Assistant Producer of BullsTV



JOSEPH MCGHEE

Mascot Assistant



FRONT OFFICE STAFF



MICHELLE MOORE

Financial & Legal Assistant



SEAN MOORE

Manager of
Business Development



MATT MORENO

Senior Product Manager



JOHN NUÑEZ

Coordinator of Entertainment



HALLIE OLSON

Manager of
Business Development



DREW PAXSON

Community Relations Assistant



JEFF PITCOCK

Manager of Creative Services



CHRIS RAMIREZ

Producer of BullsTV



BARB REINCKE

Assistant to the Chairman



SHANTE' ROBERTS

Dance Team Coordinator



STEVE RUCKS

Controller



KATIAN SANDOVAL

Associate Editor of BullsTV



ALICIA SANTANA

Receptionist



TOM SARGENT

Entertainment Assistant



NICK SHORR

Rental Suite Account Executive



SARAH SMITH

Marketing Coordinator

FRONT OFFICE

BASKETBALL OPS.

PLAYERS

THE NBA

OPPONENTS

2015-16 SEASON

RECORDS

PLAYOFFS

HISTORY

COMMUNITY

MEDIA



CLAUDIA STEVENSON

Accountant



RYAN STRAUS

Coordinator of Ticketing



WILL SYRING

Senior Manager of
Business Development



VALERIE TANAKA

Senior Manager of
Premium Seating



HILLARY THOMAS

Manager of Community Relations



MICHAEL VIGAN

Coordinator of Game Presentation



WILLIAM WEAVER

Warehouse Supervisor



NICK WILLIAMS

Coordinator of Corporate
Partner Activation



BRANDON WRIGHT

Manager of Group Ticket Sales



MATT YOB

Senior Manager of
Public & Media Relations



DAVE ZARZYNSKI

Creative Services Coordinator



INVALUABULL

The Chicago Bulls would like to thank the following individuals for their dedication, hard work and enthusiasm. Their contributions are indispensable to both the Bulls' front office and their fans:

TICKET REPRESENTATIVES

Jennifer Hall
Kim Hoefert
Patrick Holman
Michael Martin
Drake Orser
Amanda Philio
Claire Reardo
Mike Roth
Andrew Shapiro

PHOTOGRAPHER

Bill Smith (Team Photographer)
Kena Krutsinger (Photography Assistant)

PRESS ATTENDANTS

Kady Currin
Jason Hospes
Matt Hospes
Nick Hospes
Pam Kunkel
Walt Kunkel
James Lamont
Kevin O'Donovan
Lindsay O'Gea
Karen O'Gea
Greer Rubinstein
John Standing

PROMOTIONAL STAFF

Carlos Ayala
Derryl Bolden
Gabriel Crittenden
Juan Fuentes
Mike Goza
Terrence Grady
Kevin Henderson
Robert Martino
Tom Niemiera
Dagoberto Soto
Ulises Vera
Marlon Vigan

STATS CREW

Joseph Cortino
Marc Grossman
Pam Koch
Chuck Cunningham
Richard Rohatsch
Robert Rosenberg
Chuck Sikaras
Allan Spear
Bill Stewart
Bob Trudeau
Don Weiland
Chris Wilson

VIDEO COACHING PERSONNEL

Mark Blankenship
Luke Connor
Dale Heidloff
Rich Kulefsky
Tim McNeilly
Dave Reinhardt
Jeff Thomas
Alan Whitney

UNITED CENTER EVENT OPERATIONS

Maggie Acevedo
Jerry Aleknus
Chris Aquitania
Derrick Avery
Curtis Baddeley
James Bare
Brianna Bell
Scott Boyke
Susan Brooks
Frank Butler
Brian Canny
Derrick Christian
Luke Dunbar
Joey Eberwein
Juan Fuentes
John Gagnon
James Georgalas
Ted Gill
Bob Gorman

UNITED CENTER EVENT OPERATIONS (CONT.)

Mike Goza
Bob Grmusich
Greg Hanrahan
Alex Hernandez
Kathy Indovina
Dave Jorns
Kevin Kehoe
James Koehler
Judy Lendsey
Sergio Lozano
Lina Martino
Anne Merriman
Rosaleen McElroy
Megan McKenna
Thathina Monelle
Kimbra Moody
Margaret Mazur
Eric McIntyre
Ray Musni
Joe Myhra
Colleen Quinn
Hector Romero
Redrico Rivera
John Sarmiento
Terry Savarise
Erica Schisler
Steve Schulze
Robert Sheppard
Rob Staverman
Karen Sutherland-Ringstad
Ben Sutter
Dawn Swienton
Brady Tieman
Dino Vera
Jerry Wilhelm
Joe Wynne, Jr.

BULLS ENTERTAINMENT




LUVABULLS



Chicago's
BENNY
the Bull



INCREDI
 **BULLS**



BENNY AND THE
ELEVATORS





BULLS
DJs 

Bring Bulls Entertainment to your event!

Bulls.com/Entertainment

312.455.4ENT (4368) ★ Entertainment@bulls.com



**STAMPEDE
DRUMLINE**



**BULLS
KIDZ**



**BUCKET
BOYS**



**C.B.
FLIPPERS**



**SWINGIN'
SENIORS**



312 CREW

TABLE OF
CONTENTS



The card
Benny
would carry
(if he had
pockets).


Get 10% off at the United Center
Team Store with your **BMO Harris
Bulls Debit MasterCard®**.



BMO  **Harris Bank**

Official Bank of the Chicago Bulls

BMO Harris Bank N.A. Member FDIC. BMO Harris Personal Checking Account required. Account opening subject to bank and credit approval. Card design and availability is subject to change without notice. MasterCard® and the MasterCard® Brand Mark are registered trademarks of MasterCard® International Incorporated. The Chicago Bulls identifications are the exclusive property of NBA Properties, Inc., and the Chicago Bulls. © 2015 NBA Properties, Inc.



BASKETBALL OPERATIONS





JOHN PAXSON

EXECUTIVE VICE PRESIDENT - BASKETBALL OPERATIONS

John Paxson remains at the forefront of the organization in his role as Executive Vice President of Basketball Operations and works in tandem with General Manager Gar Forman in an effort to bring an NBA Championship back to Chicago ... Paxson has been a part of the organization as a player, coach, broadcaster or front office executive since 1985 ... Paxson is the sixth individual to head basketball operations in the history of the Chicago Bulls, joining Dick Klein (1966-69), Pat Williams (1969-73), Dick Motta (1973-76), Rod Thorn (1978-85) and Jerry Krause (1985-2003) ... in collaboration with General Manager Gar Forman, Paxson has positively implemented change upon the Bulls roster, coaching staff and basketball operations department, with the Bulls making playoff appearances in 10 of his 13 years as head of

basketball operations (2005-07, 2009-2015) ... in 2004-05, the Bulls won 47 games (a 24-game improvement from the previous season) with 13 of his player acquisitions leading the way ... in overseeing his first five NBA Drafts (the Bulls were without a pick in 2005), Paxson selected four NBA First-Team All-Rookie selections ... in 2003, with his first draft pick, he selected Kansas guard Kirk Hinrich with the seventh selection—Hinrich was selected to the All-Rookie First Team ... in 2004, at the helm for his second draft, Paxson chose Connecticut guard Ben Gordon third overall and traded for the draft rights to Duke forward Luol Deng, selected seventh overall ... in Gordon's rookie season he was named NBA Sixth Man of the Year and he joined Deng on the NBA All-Rookie First Team ... Paxson drafted Memphis guard Derrick Rose with the first overall pick in the 2008 NBA Draft – Rose went on to be named 2009 NBA Rookie of the Year, as well as named to the NBA All-Rookie First Team ... Paxson has also proven to have an eye for untapped potential, as evidenced by his selection of Jimmy Butler with the 30th pick in the 2011 Draft ... Butler has been selected to two All-Star teams (2015, 2016) and was named the NBA's Most Improved Player of 2014-15 ... also active on the free agent front, Paxson signed Spanish League star Andrés Nocioni prior to the 2004-05 season and watched the Argentina native significantly bolster the Bulls' frontline ... Paxson has also proven an adept player in the free agent market, signing four-time All-Star and four-time NBA Defensive Player of the Year Ben Wallace in the summer of 2006 ... Paxson and the basketball operations staff bolstered Chicago's roster in the summer of 2016 with the signings of Rajon Rondo and Dwyane Wade ... Rondo, who helped guide the Boston Celtics to a title in 2008, is a four-time All-Star and three-time league assists leader ... Wade, a four-time NBA champion and 2008 Finals MVP, has been on 12 All-Star teams and is a two-time All-NBA First Team recipient ... John spent seven seasons as a color analyst on both the Bulls' radio and television networks, providing expert analysis to Bulls' broadcasts ... spent one season (1995-96) as an assistant coach, helping the Bulls to a then NBA-record 72-10 mark and the 1996 NBA World Championship ... Paxson spent nine of his 11 NBA seasons as a player with Chicago, helping the Bulls to three consecutive NBA World Championships (1991, 1992, 1993) ... Paxson was also responsible for one of the most memorable shots in NBA history during the 1993 NBA Finals, sinking a game-and-series-winning 3-pointer with 0:3.9 seconds remaining to defeat the Phoenix Suns on the road in Game 6, giving the Bulls their third straight NBA World Championship ... his NBA career began after being selected by the San Antonio Spurs in the first round (19th overall) of the 1983 NBA Draft ... he became a Bull after signing as a free agent on Oct. 30, 1985 ... a 1983 graduate of the University of Notre Dame ... John's father, Jim, played two seasons in the NBA during the 1950's (1956-58) ... John and his wife, Carolyn, reside in Lake Bluff, Ill., and have two sons, Ryan and Drew.



GAR FORMAN

GENERAL MANAGER

Entering his 19th season with the Chicago Bulls and eighth as General Manager, Gar Forman continues to have the team positioned for success in the present and into the future through a combination of careful planning and constant evaluation of staff and personnel from player to administrative levels ... prior to being elevated to his current post, Forman spent 10 years in various capacities with the Bulls, including five seasons as Director of Player Personnel under Executive Vice President John Paxson ... Forman oversees all basketball-related matters, including personnel, coaching, scouting, player development, medical staff, strength/athletic training and administrative staff ... named GM in May of 2009, Forman oversaw his first draft in the GM chair in June of 2009, and as Paxson's trusted advisor, Forman has provided a structured information-gathering system which has hauled a Defensive Player of the Year (Joakim Noah), an eventual MVP and member of the First Team All-NBA (Derrick Rose), a Most Improved Player

(Jimmy Butler), six members of the NBA All-Rookie Team, a Rookie of the Year (Rose), five members of the All-Defensive team (Joakim Noah, Jimmy Butler, Luol Deng, Kirk Hinrich and Thabo Sefolosha) and a Sixth Man of the Year (Ben Gordon) ... Forman headed a plan to build and develop a base of talent through carefully researched draft selections and to augment that core through trades and free agency, while sticking to the long-held organizational emphasis on defense and character, which has resulted in the best record in the NBA two times (2010-11, 2011-12), two Central Division titles (2010-11 and 2011-12) and seven postseason appearances (advanced to the Eastern Conference Finals 2010-11 and the Eastern Conference Semifinals in 2012-13 and 2014-15) ... with Forman at the helm, the Bulls have continued to have success late in the draft, exhibited by standouts Taj Gibson (26th pick-2009), and Jimmy Butler (30th pick-2011); the future looks bright for Doug McDermott (11th pick-2014, acquired from the Denver Nuggets), Nikola Mirotić (23rd pick-2011, acquired from the Minnesota Timberwolves), Bobby Portis (22nd pick-2015) and Denzel Valentine (14th pick-2016) ... awarded the 2011 NBA Executive of the Year (along with Miami's Pat Riley) following a season which saw the Bulls catapult from a 41-win team to a league-best 62-20 following a dizzying array of transactions heading into the 2010-11 campaign ... Forman began his career with the Bulls in 1998, as a scout before being elevated to Special Assistant to the Executive Vice President of Basketball Operations in 2002 ... prior to the Bulls, Forman was an assistant coach/recruiting coordinator at Iowa State from 1994-98, helping lead the Cyclones to the 1996 Big Eight Championship, three consecutive NCAA Tournament appearances and three Top 25 finishes ... prior to Iowa State, he was assistant coach/recruiting coordinator from 1988-94 at New Mexico State, where the team went to five straight NCAA Tournaments, including the Sweet Sixteen in 1992 and earned five consecutive Top 25 finishes ... during that time, NMSU won four Big West Conference Championships, posted a 123-35 overall record and finished as high as 11th in the nation (1991) ... he was assistant coach/recruiting coordinator at Cal Poly Pomona in 1987-88 ... he was an in-house assistant coach at New Mexico State University from 1985-87 ... his first head coaching position was at the College of the Desert (Palm Desert, Calif.) from 1983-85, leading the team to consecutive 20-win seasons and to a school record 13 conference wins in 1984-85 ... he was an assistant coach at the College of the Desert in 1982-83 ... his first coaching position was at his alma mater, Utah State University, as a graduate assistant/JV coach in 1981-82 ... he received his B.A. degree in Marketing and Education in 1982 from Utah State ... Gar is very active with the Chicago Bulls community outreach efforts ... along with Kenny Williams of the Chicago White Sox, Gar participated in a conversation circle with students of Youth Guidance's Becoming a Man - Sports Edition program ... he has fed the homeless during Thanksgiving at the Pacific Garden Mission and participated in the Wounded Warriors "Stars and Strikes" event and the USO/CHA holiday party ... Gar is a member of the Board of Directors for the Turning Pointe Autism Foundation ... he and his wife, Leslie, Vice President of Chicago Bulls Charities, reside in the northern suburbs with their sons, Braeden and Jaxsen.



DRAFT PICKS

2009 James Johnson (16th), Taj Gibson (26th)**2010** Kevin Seraphin (17th)**2011** Norris Cole (28th), Jimmy Butler (30th), Malcolm Lee (43rd)**2012** Marquis Teague (29th)**2013** Tony Snell (20th), Erik Murphy (49th)**2014** Jusuf Nurkic (16th), Gary Harris (19th)**2015** Bobby Portis (22nd)**2016** Denzel Valentine (14th), Paul Zipser (48th)

FREE AGENT SIGNEES

Lou Amundson, D.J. Augustin, Marco Belinelli, Keith Bogans, Carlos Boozer, Ronnie Brewer, Aaron Brooks, Rasual Butler, **Isaiah Canaan**, Daequan Cook, **Spencer Dinwiddie**, Mike Dunleavy, Jr., Jimmer Fredette, Pau Gasol, Aaron Gray, Richard Hamilton, Kirk Hinrich, Mike James, Kyle Korver, John Lucas III, Cartier Martin, **Nikola Mirotić**, Nazr Mohammed, E'Twaun Moore, Jannero Pargo, Lindsey Hunter, Vladimir Radmanovic, Chris Richard, Nate Robinson, **Rajon Rondo**, Brian Scalabrine, Greg Smith, Kurt Thomas, Malcolm Thomas, Jarvis Varnado, **Dwyane Wade**.

Bold indicates free agent signee is still on Chicago's roster

TRADES

JAN. 25, 2010 – Traded Aaron Gray to New Orleans in exchange for Devin Brown.**FEB. 18, 2010** – Traded John Salmons and two second round picks to Milwaukee for Hakim Warrick and Joe Alexander.**FEB. 18, 2010** – Traded Tyrus Thomas to Charlotte for Ronald "Flip" Murray, Acie Law and a future first round pick.**JULY 8, 2010** – Traded Kirk Hinrich, the draft rights to Kevin Seraphin and cash considerations to Washington in exchange to the draft rights to forward Vladimir Veremeenko (Belarus).**JULY 9, 2010** – Signed and traded the contract of Hakim Warrick to Phoenix in exchange for a second round draft choice.**JULY 22, 2010** – Acquired C.J. Watson from Golden State in exchange for a future second round draft choice.**FEB. 22, 2011** – Assigned the contract of forward James Johnson to the Toronto Raptors in exchange for Miami's 2011 regular first-round draft choice held by Toronto.**JUNE 24, 2011** – Acquired the draft rights to No. 23 pick Nikola Mirotic from Minnesota in exchange for the draft rights to the No. 28 pick Norris Cole and the No. 43 pick Malcolm Lee.**JULY 16, 2012** – Traded Kyle Korver to Atlanta in exchange for a trade exception and cash considerations.**JAN. 7, 2014** – Conveyed the contract of Luol Deng to the Cleveland Cavaliers for multiple draft picks, along with the contract of Andrew Bynum.**JAN. 21, 2014** – Acquired forward Tornike Shengelia from the Brooklyn Nets in exchange for guard Marquis Teague.**JUNE 26, 2014** – Acquired the draft rights to the No. 11 pick Doug McDermott and forward Anthony Randolph from the Denver Nuggets in exchange for the draft rights to the No. 16 pick Jusuf Nurkic and the No. 19 pick Gary Harris.**JULY 14, 2014** – Traded forward Greg Smith to the Dallas Mavericks in exchange for the right to Tadija Dragicevic.**JULY 14, 2014** – Traded forward Anthony Randolph, cash considerations and two future second-round picks for the rights to Milovan Rakovic.**FEB. 18, 2016** – Acquired guard Justin Holiday from the Atlanta Hawks and a 2018 second-round pick from the Utah Jazz and sent Kirk Hinrich to Atlanta.**JUNE 17, 2016** – Acquired guard Spencer Dinwiddie from the Detroit Pistons in exchange for Cameron Bairstow.**JUNE 22, 2016** – Traded Derrick Rose, Justin Holiday and a 2017 second-round draft pick to the New York Knicks for center Robin Lopez, guard Jose Calderon and guard Jerian Grant.**JULY 7, 2016** – Traded forward Mike Dunleavy and the draft rights to Vladimir Veremeenko (Washington's 48th-overall selection in 2006) to the Cleveland Cavaliers for draft rights to Albert Miralles (Toronto's 39th-overall selection in 2004).**JULY 7, 2016** – Traded guard Jose Calderon along with Denver's 2018 second round pick and Chicago's own 2019 second round pick to the Los Angeles Lakers for the draft rights to Ater Majok.



FRED HOIBERG

HEAD COACH

Fred Hoiberg enters his second season as Chicago's head coach ... he was named the 19th head coach in franchise history on June 2, 2015 ... he is the only current head coach in the NBA who played in the league, worked in the front office of an NBA team and was also the head coach of a Division I program ... one of only five coaches in Bulls history to register a winning record in a debut season ... Hoiberg holds a vast amount of experience at the pro and collegiate levels, serving as the head coach for five seasons at his alma mater, Iowa State, before joining the Bulls ... while at the helm of the Cyclones program, his teams were nationally ranked on a perennial basis, as they posted a record of 115-56 (.673), highlighted by four consecutive trips to the NCAA Tournament (2012-15) and two Big 12 Conference Tournament Championships (2014, 2015) ... he is the fastest coach to 100 wins in Iowa State history and his


115 wins are the most in a five-year span at the school ... the program's four straight appearances in the NCAA Tournament was a first in school history ... he oversaw the biggest turnaround in Big 12 history, as the Cyclones improved from 3-13 in conference play in 2010-11 to 12-6 in 2011-12 ... during his tenure in Ames, his teams posted four straight 20-win seasons ... in his final two seasons on campus, the Cyclones posted a record of 53-17 (.757) ... he was named Big 12 Co-Coach of the Year in 2012 ... from 2012-15, his teams led the Big 12 in scoring with an average of 77.9 ppg, while ranking in the top-10 nationally in two of the seasons ... the Cyclones were one of two teams in the country to place in the top-15 in offensive efficiency every season from 2012-15 (lowest finish was 11th) ... during his time as coach at Iowa State, the Cyclones also led the country in assists per game (2013-14), 3-point field goals made (2012-13), 3-point field goals attempted (2012-13) and 3-point field goals made per game (2012-13); in 2013-14, the Cyclones ranked second in the country in assist-to-turnover ratio; in his last two seasons in Ames, Iowa State also led the country in wins against top-25 teams with 18 ... prior to his term with the Cyclones program, he worked four seasons in the front office of the Minnesota Timberwolves ... as an executive with the Timberwolves, he served as the team's Vice President of Basketball Operations (2009-10) following three seasons as the team's Assistant General Manager (2006-09) ... as a member of Minnesota's front office, he oversaw the day-to-day operations of basketball programs including college and pro scouting, salary cap management and NBA Draft preparations ... in 10 seasons in the NBA, he played for the Indiana Pacers (1995-99), Chicago Bulls (1999-2003) and the Minnesota Timberwolves (2003-05) ... originally selected by the Indiana Pacers in the second round (52nd overall) of the 1995 NBA Draft, Hoiberg played in 541 regular season games, where he averaged 5.4 ppg, 2.7 rpg and 1.6 rpg in 18.4 mpg ... he was a member of four playoff teams, as he appeared in 24 playoff contests and averaged 5.3 ppg, 3.0 rpg and 1.1 apg in 19.9 mpg ... he played for Indiana (1995-99), Chicago (1999-2003) and Minnesota (2003-05) during his 10-year NBA career ... while with Minnesota in 2004-05, he led the NBA in 3-point field goal percentage (.483) ... he enjoyed a successful four-year college career at Iowa State, as he averaged 15.8 ppg, 5.9 rpg, 2.8 apg, shot .511 from the field, .400 from downtown and .844 from the free-throw line ... upon the conclusion of his playing days in Ames, he left campus ranked third in scoring with 1,993 points ... among the accolades he received in college include: AP Big Eight Freshman of the Year, Second-Team All-Big Eight, First-Team All-Big Eight and All-American, as well as co-Big Eight Male Athlete of the Year ... he had his No. 32 retired by Iowa State in 1997 ... was inducted into the Iowa State Letterwinners' Hall of Fame in 2005 ... in 2008, he was honored as part of the program's All-Century Team ... he was inducted into the College Sports Information Directors of America Academic All-America Hall of Fame in June 2016 in recognition of his professional and community achievements ... graduated from Iowa State in 1995 with a Finance degree ... was a First-Team Academic All-American his senior season and a Second-Team selection his junior campaign ... a native of Ames, the 44-year-old Hoiberg, and his wife, Carol are parents to four children: Paige, Jack, and twins, Sam and Charlie.



JIM BOYLEN **ASSOCIATE HEAD COACH**

In his second season with the Bulls ... Boylen was named associate head coach on June 17, 2015 ... he brings 29 years of coaching experience to the bench, including 18 years of service in the NBA and three NBA championships ... Jim came to the Bulls after spending two seasons on the bench with the San Antonio Spurs ... in 2013-14, his first season with San Antonio, the Spurs defeated Miami (4-1) in the 2014 NBA Finals ... he returned to the NBA in 2011, where he served two seasons on the bench as an assistant coach with the Indiana Pacers (2011-13); while with the Pacers, he helped the team advance to the 2013 Eastern Conference Finals ... from 2007-11, he served as head coach of the University of Utah and compiled an overall record of 69-60 (.534) ... in his second season with the Utes, he led the team to the Mountain West regular season and postseason conference championships; that earned Utah a


No. 5 seed in the NCAA tournament, the highest ever for the conference at that time ... a native of East Grand Rapids, Mich., he served as an assistant coach for Michigan State on two separate occasions (2005-07, 1987-92) ... he has also served as an assistant coach with the Milwaukee Bucks (2004-05), Golden State Warriors (2003-04) and the Houston Rockets (1992-03) ... as a member of the Rockets coaching staff, the organization claimed a pair of NBA Championships in 1994 and 1995 ... he graduated from the University of Maine with a degree in Business in 1987, where he earned All-North Atlantic Conference First Team honors his senior season ... he and his wife, Christine, have two daughters, Ashlen Clare and Layla Blue.



PETE MYERS **ASSISTANT COACH**

Pete Myers returned to the Bulls as an assistant coach on June 25, 2015, and brings more than 20 years of NBA experience as a player, coach and scout ... he previously spent three seasons (2011-14) as an assistant coach with the Golden State Warriors ... in his first stint with Chicago, a span of 11 seasons, he worked in various capacities including nine seasons on the bench ... he resumed his role as assistant coach after conducting scouting duties during early parts of the 2003-04 campaign ... he served as interim head coach for two games (at Dallas, 11/25/03; at San Antonio, 11/26/03) in 2003-04 and one game (at San Antonio, 12/26/07) in 2007-08 ... he has also worked as a scout for the Bulls ... was selected by the Bulls in the sixth round (120th overall) of the 1986 NBA Draft ... played for seven teams over nine seasons in the NBA, including three years with Chicago (1986-87, 1993-95) ... posted a career-best 7.9 ppg and

3.0 apg, and shot a career-high .455 from the field, in 82 games (81 starts) for the Bulls in 1993-94 ... while in the NBA, he also played for the San Antonio Spurs, Philadelphia 76ers, New York Knicks, New Jersey Nets, Miami Heat and Charlotte Hornets ... he also logged time in the CBA and overseas in Italy ... most recently, Myers helped the Bulls capture the 2016 NBA Summer League Championship title as that team's head coach.

**RANDY BROWN** ASSISTANT COACH

Randy Brown enters his second season as assistant coach after having served two seasons as the team's assistant general manager ... from 2011-14, he served as the special assistant to the general manager ... he also was the team's director of player development in 2009-10 ... he spent two seasons on the bench with the Sacramento Kings as an assistant coach (2009-11) ... a 12-year veteran of the NBA, Brown played for the Sacramento Kings (1991-1995), Chicago Bulls (1995-2000), Boston Celtics (2000-02) and Phoenix Suns (2002-03) ... during his five seasons with the Bulls, the Chicago native was a member of three NBA Championship teams (1996, 1997, 1998), including the 1996 squad that won an NBA-record 72 games during the regular season ... he was originally drafted by the Kings in the second round (31st overall) of the 1991 NBA Draft ... he played two seasons at New Mexico State, after starting his collegiate career at the University of Houston ... Brown, 48, and his wife Tamara, have three children: Justin, Janel and Diamond.

**MIKE WILHELM** ASSISTANT COACH

Mike Wilhelm is currently in his 15th season with the Chicago Bulls and his 22nd year overall in the NBA ... prior to joining the Bulls, Wilhelm spent the 2001-02 season as a regional advance scout for the Denver Nuggets ... he first entered the NBA with the Cleveland Cavaliers in 1993-94, as a member of Mike Fratello's staff, where he served as the team's video coordinator ... he held that position until 1999, when he became the team's advance scout on Randy Wittman's staff ... during that time, he also served as an assistant coach for the WNBA's Cleveland Rockers (1997-99), where he helped the Rockers win the Eastern Conference Championship in 1998 ... his coaching career began in Sweden's professional league, where he directed the Sundsvall Dragons for two seasons from 1990-92 ... in 2006, he worked the NBA's Basketball Without Borders in China ... he played basketball at Southampton College in Long Island (1986-90), where he was team captain his junior and

senior seasons ... he graduated with a degree in History ... he received a master's degree in Sports Administration from Ohio University in 1993 ... a native Clevelander, Wilhelm played his high school basketball at St. Ignatius in Cleveland ... he did a post-grad year at Worcester Academy where he played basketball and ran track ... Wilhelm and his wife, Annika, have two children, Max and Isabella.

**CHARLIE HENRY** ASSISTANT COACH

In his second season with the Bulls ... Henry was named an assistant coach on Fred Hoiberg's staff on July 7, 2015 ... he spent the previous three seasons at Iowa State ... was an assistant coach during the 2014-15 season ... while in Ames, he also served as the team's director of player development (2013-14) and as a graduate assistant (2012-13) ... in 2011-12, he was a video intern for the Indiana Pacers ... he worked under Bulls Associate Head Coach Jim Boylen in 2010-11, as a graduate manager at the University of Utah ... in 2009-10, before coaching at the collegiate level, he was a varsity assistant coach at Romulus High School in Detroit; Romulus posted a record of 21-2 and was ranked as high as No. 22 in the country by USA Today ... a native of Canton, Mich., he graduated from Madonna University in Livonia, Mich., in 2009 ... he was a four-year member of the Crusaders basketball team while at Madonna.



BRIAN HAGEN ASSISTANT GENERAL MANAGER

Brian Hagen is in his fifth season with the Chicago Bulls as assistant general manager and his first as General Manager of the Windy City Bulls ... prior to the Bulls, he spent nine seasons in basketball operations with the New Orleans Hornets, most recently as the team's Director of Player Personnel ... in that role, he was responsible for coordinating the team's amateur and professional scouting operations and assisted in the evaluation of free agents and prospective trade acquisitions ... while with the Hornets, he also spent time as the team's video coordinator, Director of Basketball Operations, Director of Scouting and Assistant to the General Manager ... prior to joining the Hornets, he was an Assistant Coach at Texas A&M-Corpus Christi (2002-03) ... a native of Joice, Iowa, he graduated from Iowa State in 2000 with a degree in Management Information Systems ... Brian and his wife, Jamie, reside in Chicago.



IVICA DUKAN

DIRECTOR OF INTERNATIONAL SCOUTING/SPECIAL ASSISTANT TO THE GENERAL MANAGER

In his 26th season with the Bulls, and his fifth as special assistant to the general manager ... Dukan began his role as director of international scouting with the Bulls on Aug. 20, 1992 ... he divides his time between scouting Europe, the NBA and colleges across the country ... in 1991-92, he worked as a scout for the Bulls on a part-time basis ... Dukan, 58, had an outstanding 14 year professional career overseas, as he played in England, Switzerland, France and Yugoslavia ... he was known throughout Europe as a defensive specialist and strong three point shooter ... a native of Croatia, he served as captain of the team in Split ... he also played for the Yugoslavia National Team ... Ivica and his wife, Gordana, reside in Deerfield, Ill. ... they have one son, Duje, who played for Sacramento during the 2015-16 season.



DAVE BOLLWINKEL SCOUT

Dave Bollwinkel is now in his 12th season with the Bulls as a Scout ... he has nearly 30 years of coaching experience, mostly on the collegiate level ... prior to coming to Chicago, he was an Advance Scout for the Philadelphia 76ers during the 2004-05 campaign and with the Boston Celtics from 2001-03 ... he held assistant coaching jobs at the University of California (1976-77), Cal Poly-Pomona (1977-78), Oregon (1978-80), Colorado State (1980-82), San Jose State (1982-87), Dayton (1992-94) and Saint Mary's College in California (1996-97) ... he also served as Head Coach at Cal Poly-Pomona (1987-92) and Saint Mary's College (1997-2001) and was named Coach of the Year at both schools ... he was Associate Head Coach at the University of Wisconsin during the 1994-95 season ... he is a 1972 honors graduate of the University of California-Berkeley with a degree in Political Science and he received his master's in Athletic Administration from St. Mary's College in 1983 ... he is married to Alix Mitgang ... Dave has two children, Stephanie and Aaron.



JAY HILLOCK DIRECTOR OF PRO PERSONNEL

In his 13th season with the Bulls organization ... he was named to his current position on May 3, 2004 ... prior to joining the Bulls, he spent two-plus seasons with the New York Knicks, as Director of Pro Personnel, where he scouted the NBA and other professional leagues ... before joining New York, Hillock spent five years with the Vancouver Grizzlies as the team's Director of Scouting ... he has also served as an Advance Scout, spending three seasons with the Washington Bullets and one with the Utah Jazz ... he began his coaching career as an assistant at Santa Barbara City College and was Head Coach at his alma mater Gonzaga University from 1981-85 ... during his four seasons at Gonzaga, he guided the Bulldogs to a 60-50 record ... in addition, while at Gonzaga, he coached future hall of famer, John Stockton ... in 1990, he was named Head Coach at Loyola Marymount University, where he posted a record of 31-28 ... Hillock is a native of Indianapolis and he was raised in Santa Barbara ... he graduated from Gonzaga in 1971 and received a master's degree from Cal Poly in 1975 ... Jay and his wife, Cindy, reside in Ventura, Calif.

**JIM PAXSON** DIRECTOR OF BASKETBALL OPERATIONS

In his 11th season with the Chicago Bulls ... Paxson spent seven seasons with the Cleveland Cavaliers, first as Vice President of Basketball Operations (1998-99), and then as President and General Manager of the club (1999-2005) ... prior to working in Cleveland, Paxson was Assistant General Manager of the Portland Trail Blazers for three seasons (1995-98) ... he also served as Offensive Skills Coach with the Trail Blazers during the 1993-94 season ... he played 11 seasons in the NBA, where he spent eight-plus seasons in Portland ... Paxson was a two-time NBA All-Star and earned All-NBA Second Team honors in 1984 ... he was the first Trail Blazer in franchise history to score 10,000 points ... he was traded to the Boston Celtics in 1988, where he played his final two NBA seasons before retiring in 1990 ... Jim and his wife, Courtney, reside in Paradise Valley, Arizona. Jim has two sons, Mike and Nick, and Courtney has a son, Tanner, and daughter, Addi.

**CHIP SCHAEFER** DIRECTOR OF SPORTS PERFORMANCE

Robert "Chip" Schaefer returns to Chicago for a second stint with the team as Director of Sports Performance and enters his 25th season in the NBA, during which time he has contributed to 11 NBA Championship teams (six with Chicago, five with the Los Angeles Lakers) ... most recently, he spent the last three seasons with the Sacramento Kings as the team's Director of Sports Science ... following his first term in Chicago as the head athletic trainer, he worked for 13 seasons with the Lakers (1986-87, 1999-2011) ... in his last seven seasons in Los Angeles, he was the team's Director of Athletic Performance/Player Development; while with the Lakers, he also oversaw the transition of the team's young players into the NBA, as well as their professional development ... in addition to his time in the NBA, Schaefer spent two years as Head Trainer for the U.S. Men's Ski Team (1984-86) ... he was the Head Athletic Trainer and Strength Coach at Loyola Marymount for three years (1987-90) ... he also worked on staff at the Kerlan-Jobe Orthopedic Clinic ... from 2011-13, he was the Assistant Athletics Director for Sports Performance at UC Santa Barbara ... Schaefer also served as the Head Athletic Trainer at Pete Newell's Big Man Camp and the California Summer Pro Basketball League ... he received his Bachelor of Science in Physical Education and Sports Medicine from the University of Utah in 1983 and a Master of Arts in Counseling from Loyola Marymount in 1990; he will complete his Doctorate in Health Science from A.T. Still University in March 2017 ... Schaefer is a certified athletic trainer and a certified strength and conditioning specialist ... he is also recognized by the National Academy of Sports Medicine (NASM) as a specialist in performance enhancement, corrective exercise and fitness nutrition ... a native of Deerfield, Ill., Schaefer and his wife, Andra, have a son, Alec (30), and a daughter, Emily (28).

**DR. WENDY BORLABI** PERFORMANCE COACH

In her first season with the Chicago Bulls, Dr. Borlabi joins the team after working at the U.S. Olympic Training Center in San Diego since 2009 ... comes to Chicago with a background in the development of mental preparation of elite athletes with an emphasis in focus, leadership and performance anxiety ... another area of concentration for Borlabi is to prepare athletes to maintain and sustain performance-based mental focus ... while at the Olympic Training Center, she helped train and develop some of the most elite athletic talent in the country in preparation for two Winter Olympics and one Summer Games ... prior to her work with the USOC, Borlabi worked at James Madison University where she was a liaison between the athletics department and the Counseling and Student Development Center ... during this time, she established the JMU Sport Psychology program for student athletes, coaches and the athletic department ... she then transitioned toward servicing more elite-level organizations by providing performance enhancement training to professional baseball players ... Borlabi possesses a Bachelor of Science degree in Psychology from Southwestern Oklahoma State University, and she earned her Master of Science in Kinesiology with a concentration in Sport Psychology from Georgia Southern University ... she also holds a Doctorate in Clinical Psychology with a concentration in Sport Psychology and Exercise Psychology from Argosy University, Phoenix ... born in Accra, Ghana, she was raised in Oklahoma City ... she resides in Chicago with her 3-year-old twins, LB and Scout.



JEFF TANAKA HEAD ATHLETIC TRAINER

Jeff Tanaka enters his ninth season with the Bulls, and his third season as Head Athletic Trainer for the team ... he spent his first six seasons with the Bulls as the team's Assistant Athletic Trainer ... Tanaka is a member of the National Athletic Trainers Association (NATA) and the National Basketball Athletic Trainers Association (NBATA) ... he was named the David Craig Assistant Athletic Trainer of the Year for 2011-12 season by the NBATA ... currently serving as Secretary for the NBATA Executive Committee ... previously served as Eastern Conference Assistant Athletic Trainer Representative from 2011-13 ... Tanaka is certified by the National Academy of Sports Medicine (NASM) as a Corrective Exercise Specialist (CES) ...

before joining the Bulls, he spent nine seasons as an Assistant Athletic Trainer with the San Francisco 49ers ... while with the 49ers, the training staff was named the NFL Athletic Training Staff of the Year in 2001 ... he had four stints in the professional ranks, beginning with a training camp internship with the Los Angeles Raiders in 1994, followed by two seasons as a Graduate Assistant with the 49ers (1995-96) before accepting a position as an Assistant Athletic Trainer for the NFL Europe Amsterdam Admirals in 1997 ... after his time in Amsterdam, Tanaka spent the next two seasons at the University of California, where he was Head Athletic Trainer for men's basketball and the men's and women's swim teams ... he received a bachelor's degree in Physical Education from Cal Poly San Luis Obispo in 1994, and in 2001, he earned a master's degree in Kinesiology from San Jose State ... a Bay Area native from San Jose, Calif., Jeff and his wife, Valerie, reside in Chicago with their daughter, Dylan.



MATTHEW JOHNSON STRENGTH COACH

Matthew Johnson enters his fourth season overall with the Chicago Bulls and first as the strength coach ... spent his previous three seasons with the Bulls as assistant strength coach ... prior to his full time roles, Johnson spent a year interning with the Chicago Bulls Strength and Conditioning department during the 2012-13 NBA season ... was the 2011 summer strength and conditioning intern for the University of Wisconsin Athletic Department ... Johnson received his M.S. from the University of Wisconsin-La Crosse in Human Performance in 2012 and received his B.S. from the University of Wisconsin-La Crosse in Exercise and Sport Science in 2011 ... is a Certified Strength and Conditioning Specialist through the NSCA

and a Level 1 Sports Performance Coach through United States Weightlifting.



KAREN STACK UMLAUF DIRECTOR OF BASKETBALL ADMINISTRATION

In her 32nd season with the Bulls organization ... Karen is the point person for all business and facility matters at the Advocate Center, including team and individual travel arrangements ... she attended Northwestern University and was a member of the women's basketball team ... upon graduation, played in France for one season ... was inducted into the Chicagoland Sports Hall of Fame in 2014 ... Karen resides in Northfield with her husband, Mark, and daughters, Kasey and Lindsay.



MILES ABBETT

Basketball Operations
Coordinator



ERIC BUCK

Director of Team Security



CHASE BUFORD

Player Development
Coordinator



JOHN CAPPS

Team Locker Room Security



SHAUN HICKOMBOTTOM

Senior Manager of Player
Development & Team Services



WENDY KNOLL

Senior Manager, Basketball
Administration



JOHN LIGMANOWSKI

Equipment Manager



PAUL MILLER

Video Coordinator



MIKE ORR

Physical Therapist



ARMANDO RIVAS

Assistant Trainer



CHARROD SADDLER

Assistant Equipment Manager



ED STREIT

Assistant Strength Coach



KRISTINE WATSON

Senior Manager, Basketball
Administration



STEVE WEINMAN

Manager of Basketball
Operations & Analytics



DR. BRIAN COLE
Head Team Physician



DR. KATHY WEBER
Head Primary Care Sports
Medicine Physician



DR. BERNARD BACH
Team Physician



DR. CHARLES BUSH-JOSEPH
Team Physician



DR. WILLIAM KEHOE
Team Physician



DR. JOHN FERNANDEZ
Team Physician



DR. SIMON LEE
Team Physician



DR. GREG NICHOLSON
Team Physician



DR. SCOTT PALMER
Team Physician



DR. ANTHONY ROMEO
Team Physician



DR. NIK VERMA
Team Physician



DR. ADAM YANKE
Team Physician



DR. PETE CHEMELLO
Dental Consultant



DR. STEPHEN DOUGLAS
Dental Consultant



DR. MATTHEW GAUTHIER
Dental Consultant



DR. TODD JENSEN
Dental Consultant



DR. MIKE STEICHEN
Dental Consultant



DR. JACK COHEN
Team Ophthalmologist



DR. DAVID ORTH
Team Ophthalmologist



THE PLAYERS





0 ISAIAH CANAAN

POSITION: GUARD

HT., WT.: 6-0, 201

YEARS PRO: 3

COLLEGE: MURRAY STATE

BIRTH DATE: 05/21/1991

PLACE: BILOXI, MISS.

HIGHLIGHTS

- Owns 12 career games with 20+ points, including one 30+ game
- Recorded eight games with 5+ 3-pointers in 2015-16
- NBA D-League All-Star (2014)

2015-16 (PHILADELPHIA): Played in a career-high 77 games (39 starts, also a career-high) with PHI, averaging a career-best 11.0 ppg ... shot .360 from the field, .363 from 3-point range and .833 from the line ... made 176 threes, good for the fourth-most ever in a single season by a Sixer ... scored 20+ on eight occasions after doing so just four times in his career entering 2015-16 ... made at least 5 threes in eight games ... led the team in scoring 11 times (two ties) ... scored a season-high-tying 24 points (7-15 FG, 5-12 3FG) and had 4 rebounds on 4/2 at IND ... totaled 20 points (5-10 3FG) on 3/15 at BKN after putting up 22 in his previous game on 3/12 at DET ... registered a career-high-tying 4 steals to accompany 18 points and 4 rebounds on 1/30 vs. GSW ... had 22 points (4-8 3FG), 4 rebounds and 3 assists on 12/26 at PHX ... dropped a season-high 24 points (6-8 3FG) on 12/16 at ATL ... scored in double figures in a career-long eight straight games from 11/21-12/15 ... converted on a season-high-tying 6 threes en route to 23 points on 11/7 vs. ORL.

CAREER: In 146 games with 60 starts, holds averages of 9.4 ppg, 2.0 rpg and 1.8 apg in 21.6 mpg ... is a career .368 shooter from the field, .363 from 3-point range and .818 from the free-throw line.

2014-15 (HOUSTON/PHILADELPHIA): Played in 47 games (21 starts) with both HOU and PHI, averaging 9.2 ppg, 2.1 apg and 1.9 rpg in 20.0 mpg ... shot .386 from the field, .370 from 3-point range and .817 from the free throw line ... scored 20+ points four times ... made at least 6 threes on eight occasions ... set single-game career-highs in rebounds (7 on 3/4 at OKC) and assists (8 on 3/7 vs. ATL) ... scored 18 points in consecutive games to end his season (3/30 vs. LAL and 4/1 at WAS) ... posted 20 points (4-8 3FG) on 3/11 vs. CHI ... scored in double figures in five straight games from 3/2-3/11, including hitting a career-best 8 3-pointers en route to his career-high 31 points on 3/4 at OKC ... posted 24 points (6-10 3FG), 6 rebounds and 4 assists on 11/26 vs. SAC ... also played four games for D-League Rio Grande and averaged 21.0 ppg, 3.5 rpg and 8.5 apg.

2013-14 (HOUSTON): In 22 games, averaged 4.6 ppg, .11 rpg and 1.0 apg in 11.5 mpg ... shot .356 from the floor, .327 from long range and .724 from the line ... assigned to Houston's single-affiliation NBA D-League partner Rio Grande Valley on 11/6 and recalled on 12/23 ... took the court in his first NBA game at SAS (12/25) ... scored the first 4 points (1-3 FG, 2-2 FT) of his NBA career at OKC (12/29) ... re-assigned to the Vipers on 1/20 and recalled on 1/30 ... suffered a strained right hamstring in Rio Grande Valley's game vs. the Tulsa 66ers (1/27) ... re-assigned to Rio Grande Valley on 2/17 and recalled 2/21 ... came off the bench with 14 points, 4 rebounds and 3 assists in 20:29 of action vs. LAC (3/29) ... netted 15 points (4-7 3FG) vs. DEN (4/6) ... tallied 15 points (6-8 FG, 3-4 3FG) in a win at LAL (4/8) ... recorded a career-high 6 assists at DEN (4/9) ... blocked a career-high 2 shots vs. DEN (4/9) ... reassigned to Rio Grande Valley on Apr. 14 ... averaged 21.8 ppg, 8.2 rpg and 4.0 rpg in 18 games (17 starts) with the Vipers ... at the time of his last recall, stood 2nd in the D-League in assists per game and ranked 8th in the league in scoring average ... was named along with Pierre Jackson of the Idaho Stampede as the NBA D-League Co-Performers of the Week for games played 12/2-12/8 ... again named along with Terrence Williams of the L.A. D-Fenders as D-League Co-Performers of the Week for games played 1/20-1/26 ... named to the NBA D-League All-Star Game, but was unable to attend due to injury (strained right hamstring).

CAREER TRANSACTIONS: Selected by Houston with the 34th overall pick in the 2013 NBA Draft ... signed with the Rockets (7/14/13) ... traded from Houston (with a second-round pick) to Philadelphia for K.J. McDaniels (2/19/15) ... signed with the Chicago Bulls as a free agent (7/20/16).

COLLEGE CAREER: Played in 132 career games over four seasons at Murray State, averaging 15.5 ppg, 2.8 rpg, 2.2 apg and 1.19 spg in 29.4 mpg ... shot .450 from the field, .419 from downtown and .803 from the



stripe ... first MSU player to be drafted into the NBA since Marcus Brown in 1996 ... finished his career as the sixth Murray State player to reach 2,000 points (2,050) and was 17th all-time in the Ohio Valley Conference ... hit 304-of-725 (.419) from beyond the arc over his collegiate career ... **2012-13:** Averaged 21.8 ppg, 3.5 rpg, 4.3 apg and 1.52 spg in 36.5 mpg ... shot .431 from the floor, .370 from three and .822 from the line ... was named Ohio Valley Conference Co-Player of the Year ... earned Honorable Mention All-America honors from The Associated Press ... scored in double figures in all 31 games ... netted a season-high 35 points against Morehead ... added 22 points, a career-high 10 assists and 9 rebounds against Belmont State. **2011-12:** As a junior, averaged 19.0 ppg, 3.5 rpg, 3.6 apg and 1.36 spg in 33.7 mpg ... shot .468 from the field, .456 from distance and .837 from the line ... ranked 1st on team in scoring and assists ... named Ohio Valley Conference Player of the Year ... guided the Racers to a 23-0 start, the best start in school and conference history ... was a finalist for the Bob Cousy Award and the Oscar Robertson Award. **2010-11:** As a sophomore, averaged 11.7 ppg, 1.9 rpg, 2.4 apg and 1.06 spg in 28.1 mpg ... shot .416 from the field, .403 from three and .744 from the foul line ... helped Murray State earn a NIT berth ... led the Racers to their

second straight OVC regular season championship and advanced to the conference tournament finals. **2009-10:** Averaged 10.4 ppg, 2.3 rpg, 1.6 apg and 0.86 spg in 20.4 mpg in his freshman year ... shot .498 overall, .482 from beyond the arc and .778 from the line ... guided the Racers to a 17-1 conference record and was named the OVC's Freshman of the Year ... named the MVP of the OVC Tournament, scoring 16 points off the bench to help the Racers clinch an automatic berth to the NCAA Tournament.

PERSONAL: Born Isaiah André Canaan on May 21, 1991, in Biloxi, Miss. ... son of Sardi Canaan and Nicole Martin ... grandmother is Bettye Ramsey ... majored in advertising in college ... family lived out of a FEMA trailer for two years after Hurricane Katrina hit Biloxi ... does not know where he got his first and only NBA jersey, but he remembers it fondly as a No. 1 Tracy McGrady Rockets jersey, which he lost in Hurricane Katrina ... played in a summer Adidas Nations camp where his coach was Houston head coach Kelvin Sampson ... was named a finalist for Mississippi Mr. Basketball after leading Biloxi High School to the 5A State championship and a 30-3 record ... was also the Mississippi State Tournament MVP ... named All-State as a junior and senior at Biloxi.

CAREER REGULAR SEASON STATISTICS:


YEAR	TEAM	G	MIN	FG	FGA	PCT	3FG	3FGA	PCT	FT	FTA	PCT	OFF	DEF	TOT	A	PF	DQ	STL	TO	BLK	PTS	RPG	APG	PPG
13-14	HOU	22	252	31	87	.356	18	55	.327	21	29	.724	7	17	24	22	25	0	8	21	4	101	1.1	1.0	4.6
14-15	TOT	47	938	146	378	.386	91	246	.370	49	60	.817	18	69	87	98	83	0	29	62	3	432	1.9	2.1	9.2
14-15	HOU	25	369	53	131	.405	32	84	.381	16	21	.762	11	22	33	29	28	0	14	23	0	154	1.3	1.2	6.2
14-15	PHI	22	569	93	247	.377	59	162	.364	33	39	.846	7	47	54	69	55	0	15	39	3	278	2.5	3.1	12.6
15-16	PHI	77	1966	260	722	.360	176	485	.363	150	180	.833	20	154	174	137	133	0	56	91	12	846	2.3	1.8	11.0
TOTALS		146	3156	437	1187	.368	285	786	.363	220	269	.818	45	240	285	257	241	0	93	174	19	1379	2.0	1.8	9.4

CAREER D-LEAGUE STATISTICS:

YEAR	TEAM	G	MIN	FG	FGA	PCT	3FG	3FGA	PCT	FT	FTA	PCT	OFF	DEF	TOT	A	PF	DQ	STL	TO	BLK	RPG	APG	PPG
13-14	RIO	18	613	124	284	.437	58	157	.369	86	106	.811	18	54	72	147	39	13	54	3	392	4.0	8.2	21.8
14-15	RIO	4	144	25	68	.368	15	43	.349	19	30	.633	2	12	14	34	3	3	19	0	84	3.5	8.5	21.0
TOTALS		22	757	149	352	.423	73	200	.365	105	136	.772	20	66	86	181	42	16	73	3	476	3.9	8.2	21.6

SEASON/CAREER/PLAYOFFS HIGHS:

	2015-16	CAREER	PLAYOFFS
PTS	24 two times	31 at Oklahoma City (3/4/15)	N/A
MIN	38 at Boston (10/28/15)	42 at Oklahoma City (3/4/15)	N/A
FG	9 at Houston (11/27/15)	10 at Oklahoma City (3/4/15)	N/A
FGA	18 at Sacramento (12/30/15)	18 at Sacramento (12/30/15)	N/A
3FG	6 two times	8 at Oklahoma City (3/4/15)	N/A
3FGA	12 five times	13 at Oklahoma City (3/4/15)	N/A
FT	8 vs. Detroit (3/12/16)	8 vs. Detroit (3/12/16)	N/A
FTA	10 vs. Utah (10/30/15)	10 vs. Utah (10/30/15)	N/A
OFF. REB	2 three times	3 vs. Sacramento (11/26/14)	N/A
DEF. REB	6 at Boston (10/28/15)	7 at Oklahoma City (3/4/15)	N/A
REB	7 at Boston (10/28/15)	7 two times	N/A
AST	5 two times	8 vs. Atlanta (3/7/15)	N/A
STL	4 vs. Golden State (1/30/16)	4 two times	N/A
BLK	2 two times	2 three times	N/A



2 JERIAN GRANT

POSITION: GUARD

HT., WT.: 6-4, 198

YEARS PRO: 1

COLLEGE: NOTRE DAME

BIRTH DATE: 10/09/92

PLACE: SILVER SPRING, MD.

HIGHLIGHTS

- Consensus First-Team All-American (2015)
- First-Team All-ACC (2015)
- ACC Tournament MVP (2015)

2015-16 (NEW YORK): Appeared in 76 games (six starts) and averaged 5.6 ppg, 1.9 rpg, 2.3 apg and 0.66 spg in 16.6 mpg ... shot .394 from the field, .220 from behind the arc and .780 from the line ... recorded 13 games with 10+ points ... tallied season-high 8 assists three times ... grabbed season-best 7 boards twice ... averaged 16.8 ppg over his final four games of the season ... scored 18 points with 6 rebounds and 6 dimes at IND (4/12) ... logged a season-high 19 points on 4/10 vs. TOR ... had 16 points and 6 assists at PHI (4/8) ... finished with 16 points and 8 assists on 1/12 vs. BOS.

CAREER TRANSACTIONS: Selected in the first round (19th overall) by the Washington Wizards in the 2015 NBA Draft (6/25/15) ... draft rights acquired by the Atlanta Hawks, along with a 2016 2nd round pick and a 2019 2nd round pick, from Washington in exchange for the draft rights to Kelly Oubre, Jr. (6/25/15) ... draft rights acquired by the New York Knicks, along with a traded-player exception, from Atlanta in exchange for Tim Hardaway, Jr. (6/26/15) ... signed a multi-year contract with New York (7/29/15) ... traded by New York along with Jose Calderon and Robin Lopez, in exchange for Derrick Rose, Justin Holiday and a 2017 2nd round pick (6/22/16).

COLLEGE CAREER: Played in 70 games at Notre Dame and averaged 14.5 ppg, 2.9 rpg, 5.8 apg and 1.46 spg in 36.1 mpg ... posted shooting averages of .436 from the field, .345 from three and .790 from the foul line.

2014-15: In final season with the Irish, earned First-Team All-ACC and team co-MVP (Monogram Club) honors, as he led Notre Dame to its first-ever ACC Championship and first NCAA Championship Elite Eight honors since 1979 ... helped lead Irish to 32-6 mark as he averaged team-high 16.5 ppg with career-high 6.7 apg (7th in nation) and .478 shooting over 37.1 mpg in 38 games (all starts) ... named First-Team All-American by

The AP, USWBA and NABC; Second Team by The Sporting News, and was one of five finalists for the John R. Wooden Award as the National Player of the Year ... recorded 11 20+ scoring games, with career-high 27 vs. Michigan State (12/3) ... had career-high 12 assists vs. Duke on 1/28 ... logged 12 complete games during the season, including four in the NCAA tournament and a career-high 50 minutes on 1/3 vs. Georgia Tech (24 points in 83-76 2OT win). **2013-14:** Averaged career high 19.0 ppg over 35.6 mpg in 12 games (all starts) ... was not enrolled at Notre Dame during the spring semester ... led Irish in scoring and assists (6.2) prior to his departure ... had 20+ points in six of his 12 games, with season-high 26 vs. Miami (Ohio) on 11/8. **2012-13:** Earned Second-Team All-Big East honors with team highs of 13.3 ppg and 5.5 apg over 36.3 mpg in 35 games ... on 12/9, scored 19 points with 6 assists over 39 minutes in 104-101 5OT win vs. eventual national champion Louisville, including 12 points in 28 seconds during the final minute of regulation ... scored season-high 22 points on 11/26 vs. Chicago State. **2011-12:** After playing one game in 2010-11 (then redshirted), scored 12.3 ppg (2nd on team) with team-high 5.0 apg in 34 games (33 starts) ... named to Big East All-Rookie Team ... had four 20+ scoring games ... season-high 22 points on 2/11 vs. DePaul ... hauled in a career-high 11 rebounds on 11/27 vs. Bryant.

PERSONAL: Full name is Holdyn Jerian Grant ... first name is pronounced JARE-in ... older brother Jerai played at Clemson, younger brother Jerami played at Syracuse and was 39th overall pick (by PHI) in 2014 NBA Draft ... youngest brother Jaelin played at DeMatha ... father Harvey Grant played 11 NBA seasons (1988-89-1998-99) for Bulls, Blazers and Sixers ... uncle Horace Grant played 11 NBA seasons (1987-88-2003-04) and was a member of four NBA Championship teams coached by Phil Jackson (Bulls in 1991, 1992, 1993; Lakers in 2001).



FRONT OFFICE

BASKETBALL OPS.

PLAYERS

THE NBA

OPPONENTS

2015-16 SEASON

RECORDS

PLAYOFFS

HISTORY

COMMUNITY


MEDIA

CAREER REGULAR SEASON STATISTICS:

YEAR	TEAM	G	MIN	FG	FBA	PCT	3FG	3FBA	PCT	FT	FTA	PCT	OFF	DEF	TOT	A	PF	DQ	STL	TO	BLK	PTS	RPG	APG	PPG
15-16	NYK	76	1265	154	391	.394	22	100	.220	96	123	.780	23	120	143	177	97	0	50	87	10	426	1.9	2.3	5.6

SEASON/CAREER/PLAYOFFS HIGHS:

	2015-16	CAREER	PLAYOFFS
PTS	19 vs. Toronto (4/10/16)	19 vs. Toronto (4/10/16)	N/A
MIN	38 at Indiana (4/12/16)	38 at Indiana (4/12/16)	N/A
FG	7 two times	7 two times	N/A
FBA	16 vs. Toronto (4/10/16)	16 vs. Toronto (4/10/16)	N/A
3FG	2 four times	2 four times	N/A
3FBA	5 vs. Sacramento (3/20/16)	5 vs. Sacramento (3/20/16)	N/A
FT	6 three times	6 three times	N/A
FTA	9 at Toronto (1/28/16)	9 at Toronto (1/28/16)	N/A
OFF. REB	1 23 times	1 23 times	N/A
DEF. REB	7 at Denver (3/8/16)	7 at Denver (3/8/16)	N/A
REB	7 two times	7 two times	N/A
AST	8 three times	8 three times	N/A
STL	3 four times	3 four times	N/A
BLK	1 10 times	1 10 times	N/A



3 DWYANE WADE

POSITION: GUARD	COLLEGE: MARQUETTE
HT., WT.: 6-4, 220	BIRTH DATE: 01/17/82
YEARS PRO: 13	PLACE: CHICAGO

HIGHLIGHTS

- Three-time NBA Champion (2006, 2012, 2013)
- Named Finals MVP in 2006
- Named to 12 All-Star teams (10 times as a starter) and was the MVP of the 2010 game
- Named to the All-NBA Team eight times – 2005 (2nd), 2006 (2nd), 2007 (3rd), 2009 (1st), 2010 (1st), 2011 (2nd), 2012 (3rd) and 2013 (3rd)
- Voted to the NBA All-Defensive Team three times – 2005 (2nd), 2009 (2nd) and 2010 (2nd)
- Unanimously selected to the All-Rookie First Team in 2004
- Two-time Olympic member of the USA Basketball Team winning a gold medal at the 2008 Summer Games in Beijing and the bronze medal at the 2004 Summer Games in Athens
- Named the 2006 Sports Illustrated Sportsman of the Year, marking just the fifth time an NBA player was selected to receive the award joining Bill Russell (1968), Kareem Abdul-Jabbar (1985), Michael Jordan (1991), and Tim Duncan and David Robinson (2003)
- Four-time recipient of the NBA Community Cares Assist Award (2004, 2007, 2010, 2013)

2015-16 (MIAMI): Appeared in 74 games (73 starts) and averaged 19.0 ppg (.456 FG%, .793 FT%), 4.6 apg, 4.1 rpg, 1.07 spg and 30.5 mpg ... started the All-Star Game in Toronto for the Eastern Conference ... selected NBA Eastern Conference Player of the Week for the week ending 1/31 ... ranked among the NBA leaders in scoring average (24th) and assists per game (28th) ... led the Heat in points scored, FGM and FGA, FTM and FTA, double-figure scoring efforts, 20-point games and steals, and tied for the team lead in starts and 30-point games ... ranked second on the team in scoring average, FT%, assists, blocks and dunks and tied for second in games played ... topped Miami in scoring a team-high 33 times, in assists 30 times, in steals on 24 occasions and in blocks eight times ... scored in double figures 67 times, including 35 games with 20+ points and three games with 30+ points ... recorded two double-doubles ... scored his 20,000th career point on 3/19 vs. CLE becoming the 41st player in NBA history to reach that milestone ... grabbed his 4,000th career rebound on 1/26 at BKN ... connected on his 7,000th career field goal on 12/29 at MEM ... hit his 5,000th career free throw on 1/9 at UTA ... recorded his 750th career block on 3/14 vs. DEN ... recorded his 1,000th career dunk on 11/3 vs. ATL ... grabbed season-high 10 rebounds at LAL (3/30) ... scored season-high 32 points vs. GSW (2/24) ... dished season-high 11 assists at GSW (1/11) ... recorded season-high 5 steals vs. BOS (11/30) ... missed six games due to injury, was a DNP-CD once (3/12) in a game he had a bruised left thigh and missed one game due to personal reasons. **2016 PLAYOFFS:** Started all 14 games for the Heat and aver-

aged 21.4 ppg (.469 FG%, .781 FT%), 5.6 rpg, 4.3 apg and 33.8 mpg ... led the team in points, scoring average, assists, FGM and FGA and FTM and FTA and ranked 2nd in steals and blocks ... topped the Heat in scoring a team-high seven times ... scored in double figures in all 14 games to extend his streak of scoring 10+ points to 49 consecutive postseason games (the second longest streak of his career) ... scored 20+ points in eight of the 14 games and tallied two 30-point games ... handed out double-figure assists once and posted one double-double ... had back-to-back 30-point performances in Game 3 on 5/7 with a game-high 38 points and in Game 4 on 5/9 (both in Miami) with a game-high 30.

CAREER: Has appeared in 855 regular season games (845 starts) in his 13-year NBA career and has averaged 23.7 ppg, 5.8 apg, 4.8 rpg, 1.65 spg, and 35.7 mpg while shooting .488 from the floor, .284 from 3-point range and .767 from the foul line ... in 11 trips to the postseason has played in 166 games (166 starts) and averaged 22.8 ppg, 5.3 rpg, 5.0 apg, 1.6 spg and 1.0 bpg in 38.4 mpg ... is Miami's all-time postseason leader in points, FGM and FGA, FTM and FTA, defensive and total rebounds, assists, double-figure scoring games, 20-point games, 30-point games, 40-point games, steals, games, minutes, starts and dunks ... closed the 2015-16 season ranked 39th on the NBA's all-time scoring list ... left the Heat as Miami's all-time leader in games played, points, FGM and FGA, FTM and FTA, double-figure scoring efforts, assists, steals, starts and minutes.



2014-15 (MIAMI): Played in 62 games (62 starts) and averaged 21.5 ppg (.470 FG%, .768 FT%), 4.8 apg, 3.5 rpg, 1.18 spg and 31.8 mpg ... selected as an Eastern Conference reserve for the NBA All-Star Game in New York but did not play due to right hamstring injury ... selected as the NBA Eastern Conference Player of the Week for the week ending 3/22 ... ranked among the NBA leaders in scoring average (11th) ... led the Heat in points scored, scoring average, FGM and FGA, FTM and FTA, double-figure scoring efforts, 20-point games and 3-point plays (27) ... topped the Heat in scoring a team-high 35 times and also led Miami in assists a team-high 29 times, in steals 18 times, in minutes and blocks seven times each and in rebounds twice ... hit a career-high 31 consecutive free throw attempts from 12/23 to 1/4 ... scored in double figures on 58 occasions, including 37 games with 20+ points, seven games with 30+ points and two 40-point performances ... posted three double-doubles ... recorded season-high 5 steals vs. CLE (3/16) ... blocked season-high 3 shots at IND (12/31) ... scored his 18,000th career point on 12/27 vs. MEM ... scored season-high 42 points vs. UTA (12/17) ... grabbed 11 rebounds vs. TOR (11/2) ... dished season-high 10 assists three times.

2013-14 (MIAMI): Appeared in 54 games (53 starts) and averaged 19.0 ppg (.545 FG%, .733 FT%), 4.7 apg, 4.5 rpg, 1.46 spg and 32.9 mpg ... started the All-Star Game in New Orleans for the Eastern Conference ... was named the Eastern Conference Player of the Week for the week ending 12/22 ... ranked 8th in the NBA in FG%, and it was also his career high for a season ... ranked 2nd on the team in FG%, scoring average and 20-point games ... topped the Heat in scoring 13 times and also led Miami in steals 17 times, assists 13 times and in blocks on 11 occasions ... scored in double figures 48 times, including 28 games with 20+ points and two 30-point efforts ... posted two double-doubles ... connected on his 350th career 3-pointer vs. DET (2/3) ... had his career-best streak of 405 consecutive starts snapped when he came off the bench on 1/26 vs. SAS after sitting out the previous four games to rest ... recorded season-high 3 blocks at PHI (1/17) ... scored his 17,000th career point at NYK (1/9) ... scored season-high 32 points vs. IND (12/18) ... dished season-high 12 assists vs. PHX (11/25) ... recorded a career-high 8 steals vs. DAL (11/15) ... grabbed season-high 10 rebounds twice ... missed 13 games due to assorted injuries and 15 games to rest as part of his maintenance program. **2014 PLAYOFFS:** Started all 20 games for the Eastern Conference Champion Heat and averaged 17.8 ppg (.500 FG%, .767 FT%), 3.9 rpg, 3.9 apg, 1.50 spg and 34.6 mpg ... topped the Heat in scoring three times and in steals eight times, rebounds seven times ... the only member of the team to score in double figures in all 20 games ... had seven 20-point efforts ... averaged 15.2 ppg (.438 FG%, .692 FT%), 3.8 rpg, 2.6 apg, 1.60 spg and 34.4 mpg in the NBA Finals vs. SAS ... became Miami's all-time postseason leader in total rebounds in Game 2 at SAS (6/8).

2012-13 (MIAMI): Played in 69 games (69 starts) and averaged 21.2 ppg (.521 FG%, .725 FT%), 5.1 apg, 5.0 rpg, 1.86 spg and 34.7 mpg ... voted to the starting lineup for the Eastern Conference at the All-Star Game in Houston ... selected the NBA Eastern Conference Player of the Week for the week ending 3/10 ... ranked among the NBA leaders in scoring average (8th), points (13th), steals (6th), FTM (12th) and FTA (10th), FGM (15th) and FG% (19th) ... joined Russell Westbrook and teammate LeBron James as the only players to average at least 20 points, 5 rebounds and

5 assists ... topped the Heat in scoring 16 times and led Miami in steals 23 times, in assists on 20 occasions, in minutes and blocks 15 times each and in rebounds in nine games ... scored in double figures 67 times, including 43 games with 20+ points and eight 30-point performances ... shot at least .500 from the floor and scored 20+ points in 11 consecutive games from 2/23 to 3/13, becoming the first guard to accomplish the feat since Michael Jordan did it in 11 consecutive games from 12/30/95 to 1/23/96 ... recorded a steal in a career-high 23 consecutive games from 1/25 to 3/12 ... scored his 15,000th career point in the season opener vs. BOS ... when he blocked his 50th shot of the season at CHI (3/27) it marked the eighth time in his career he blocked at least 50 shots in a season, joining him with Michael Jordan as the only guards in NBA history to block 50+ shots in eight different seasons ... recorded his 4,000th career assist at TOR (3/17) ... recorded season-high 6 steals vs. IND (3/10) ... tied his career high with 19 FGM vs. SAC (2/26) and scored season-high 39 points ... grabbed season-high 12 rebounds vs. CHA (2/4) ... dished season-high 10 assists twice and recorded season-high four blocks twice ... missed a total of 12 games due to injury and one game (12/28) while serving an NBA suspension. **2013 PLAYOFFS:** Started all 22 games in which he appeared for the NBA Champion Heat and averaged 15.9 ppg (.457 FG%, .750 FT%), 4.8 apg, 4.6 rpg, 1.73 spg, 1.05 bpg and 35.6 mpg ... missed one game due to injury ... tied for the team lead in offensive rebounds and ranked second in minutes, points, scoring average, FGM and FGA, FTM and FTA, assists, steals and blocks ... topped Miami in scoring three times and also led the team in steals eight times, assists and blocks six times each ... scored in double figures 20 times, including five games with 20+ points and one 30-point effort ... posted two double-doubles ... hit 10 consecutive FGA from 5/8-10, tying for the second longest streak by any player in the 2013 NBA Playoffs ... matched his postseason career high with 6 offensive rebounds in the Game 7 victory over IND (6/3) ... had a pair of double-doubles in the Finals, including a 23 pts/10 reb (his 2013 postseason high) performance in Miami's Game 7 victory over SAS (6/20).

2011-12 (MIAMI): Played in 49 games (49 starts) and averaged 22.1 ppg (.497 FG%, .791 FT%), 4.8 rpg, 4.6 apg, 1.67 spg, 1.29 bpg and 33.2 mpg ... started the All-Star Game in Orlando and recorded the third triple-double in All-Star Game history with 24 points (11-15 FGs), a game-high 10 rebounds and a team-high 10 assists in 33 minutes ... ranked among the NBA leaders in FG% (20th) ... topped the Heat in points 16 times, in blocks 20 times, in steals on 18 occasions and in assists in 15 games ... scored in double figures 48 times, including 32 games with 20+ points and eight 30-point performances ... grabbed season-high 11 rebounds at PHI (3/16) ... scored season-high 36 points at CHI (3/14) ... made a season-high 27 consecutive free throw attempts from 2/5-13 ... recorded season-high 5 steals vs. NYK (1/27) ... dished season-high 10 assists three times and recorded 4 blocks twice ... missed a total of 13 games due to injury and was a DNP-CD on four occasions. **2012 PLAYOFFS:** Played in 23 games (23 starts) for the NBA Champion Heat and averaged 22.8 ppg (.462 FG%, .729 FT%), 5.2 rpg, 4.3 apg, 1.70 spg, 1.30 bpg and 39.4 mpg ... led Miami in blocks and ranked second in points, scoring average, FGM and FGA, FTM and FTA, assists, steals and minutes ... topped the Heat in scoring twice and also led Miami in blocks 11 times, in steals 10 times and in assists on seven occasions ... scored in double figures 22 times,



including 17 games with 20+ points, two games with 30-or-more points and one 40-point effort ... grabbed double-figure rebounds once and posted one double-double ... had his left knee drained prior to Game 3 at IND (5/17) and was held to five points in the contest, snapping his streak of scoring in double figures in postseason play at a franchise-record 91 games ... posted his lone double-double of the 2012 postseason with a 41 pts/10-reb effort in Game 6 at IND (5/24).

2010-11 (MIAMI): Played in 76 games (76 starts) and averaged 25.5 ppg (.500 FG%, .758 FT%), 6.4 rpg, 4.6 apg, 1.46 spg, 1.14 bpg and 37.1 mpg ... was a starter for the Eastern Conference in the All-Star Game ... three-time Eastern Conference Player of the Week and shared the Eastern Conference Player of the Month honors for December with teammate LeBron James ... set single-season career highs in offensive, defensive and total rebounds ... ranked among the NBA leaders in scoring average (4th), FTA (6th), FTM (7th), FGM (9th) and FGA (10th), minutes per game (16th), steals per game (17th) and blocks per game (24th) ... led the Heat in conventional 3-point plays and dunks, and tied for the lead in 30-point games and 40-point games ... topped the Heat in scoring 37 times, in steals 34 times, in blocks on 29 occasions, in minutes 24 times, in assists 21 times and rebounds in 19 contests ... scored in double figures 74 times, including 57 games with 20+ points, 25 games of 30+ points and four 40-point performances ... grabbed double-figure rebounds 10 times ... posted 10 double-doubles and one triple-double on 2/4 at CHA (included season-high 10 assists) ... recorded career highs in both defensive (13) and total rebounds (16) at NYK (1/27) ... scored season-high 45 points at HOU (12/29) ... played his 500th career game on 12/20 vs. DAL ... notched season-high 5 blocks three times) ... missed a total of five games due to injury and was a healthy scratch on the Inactive List for the regular season finale (4/13). **2011 PLAYOFFS:** Played in 21 games (21 starts) and averaged 24.5 ppg (.495 FG%, .777 FT%), 7.1 rpg, 4.4 apg, 1.62 spg, 1.33 bpg and 39.4 mpg ... led the team in points, scoring average, FGM, FGM%, FTM and FTA and tied for the team lead in FGA and dunks ... topped Miami in scoring a team-high nine times, in assists eight times, in blocks on seven occasions, in steals six times and in rebounds in five games ... scored in double figures in all 21 games, including 15 games with 20+ points and five 30-point performances ... posted five double-doubles.

2009-10 (MIAMI): Played in 77 games (77 starts) and averaged 26.6 ppg (.476 FG%, .761 FT%), 6.5 apg, 4.8 rpg, 1.84 spg, 1.06 bpg and 36.3 mpg ... started the All-Star Game in Dallas and was named MVP after tallying a game-high 28 points, a team-high 11 assists, 6 rebounds and a game-high 5 steals in 31 minutes to become just the 12th player in NBA history to capture MVP honors in both the NBA Finals and All-Star Game during his career ... was a two-time NBA Eastern Conference Player of the Week (weeks ending 3/7, 3/28) and one-time Eastern Conference Player of the Month ... ranked among the NBA leaders in points (3rd), FGM (4th), FTM (4th) and FTA (4th), steals (4th), scoring average (5th), FGA (5th), total assists (8th), assists per game (10th) and blocks per game (29th) ... joined LeBron James as the only players in the NBA in 2009-10 to finish in the Top 10 in points, assists and steals ... his 62 blocks were tops among guards in the NBA ... led the Heat in points, FGM and FGA, FTM and FTA, assists, steals, dunks and minutes ... topped both 2,000 points and

500 assists in the same season for the third time in his career ... led the Heat in scoring 62 times, in assists 57 times, in minutes 45 times and in steals on 43 occasions ... also led Miami in blocks 22 times ... posted 17 double-doubles ... scored in double figures a team-high 76 times, including 64 games with 20+ points, 27 games with 30+ points and four 40-point performances ... became the Heat's all-time leader in starts on 4/11 at NYK and in minutes on 4/12 at PHI ... became Miami's all-time leader in double-figure scoring efforts on 3/20 vs. CHA while also blocking season-high 5 shots ... handed out a season-high 14 assists vs. LAL (3/4), including the 3,000th of his career ... had his franchise-record streak of scoring in double figures snapped at 148 consecutive games on 2/17 at NJN after suffering a strained left calf just 7 minutes into the game and leaving with 8 points ... on 2/4 became Miami's all-time leader in FGA at CLE ... on 1/16 became Miami's all-time assist leader at OKC ... scored season-high 44 points vs. BOS (1/6) ... became Heat's franchise leader in FTA vs. ORL on 12/17 ... grabbed season-high 11 rebounds vs. DAL (12/11) ... recorded season-high 6 steals vs. NJN (11/14) ... on 11/9 became the Heat's all-time leader in FGM vs. BOS ... scored his 10,000th career point and topped the 15,000 minutes played mark vs. CHI on 11/1 ... missed four games from 2/19-27 due to a strained left calf which occurred in the first quarter at NJN on 2/17 and one game (4/14) as a healthy scratch on the Inactive List. **2010 PLAYOFFS:** Started all five games in Miami's Opening Round series vs. BOS and averaged 33.2 ppg (.564 FG%, .675 FT%), 6.8 apg, 5.6 rpg, 1.60 spg, 1.60 bpg and 42.0 mpg ... led the Heat in minutes, FGM and FGA, FG%, 3PM and 3PA, FTM and FTA, assists and points and tied for the lead in steals ... topped the Heat in scoring, assists and minutes in all five games and also led Miami in blocks on three occasions and in steals twice ... topped the 20-point plateau in all five games, including three with 30+ points and one 40-point effort ... scored at least 26 points in each game of the series and his 33.2 ppg is the highest in franchise history in a five-game series and the second highest in any series ... set Heat postseason records in points scored (46), points in a second half (30) and FGM (16) in the Game 4 win on 4/25.

2008-09 (MIAMI): Played in 79 games (79 starts) and averaged a league-leading 30.2 ppg (.491 FG%, .765 FT%), 7.5 apg, 5.0 rpg, 2.19 spg, 1.34 bpg and 38.6 mpg ... was a two-time NBA Eastern Conference Player of the Month and a three-time NBA Eastern Conference Player of the Week ... finished 3rd in the voting for Most Valuable Player and also for the Defensive Player of the Year ... led the NBA in points and scoring average and ranked among the league leaders in FTM (2nd) and FTA (2nd), steals (2nd), minutes (6th), assists (8th), blocks (16th) and double-doubles (tied-28th) ... his 1.34 bpg average led all guards in the NBA ... became the only player in NBA history to total at least 2,000 points, 500 assists, 150 steals and 100 blocks in a season ... set single-season career highs in games played, starts, minutes, points, scoring average, FGM and FGA, 3PM and 3PA, assists, steals and blocks ... led the Heat in minutes, points, scoring average, FGM and FGA, FTM and FTA, assists, steals, dunks and blocks ... topped the Heat in scoring 71 times, in assists on 60 occasions, in minutes 43 times, in steals in 40 games, in blocks 36 times - all team highs ... became the first NBA player to lead his team in points at least 70 times and assists at least 60 times in the same season since Nate "Tiny" Archibald accomplished the feat for the Kansas City-Omaha Kings in



1972-73 ... scored in double figures in all 79 games he played ... scored 20+ points 71 times, 30+ points in 39 games, 40+ points in an NBA-high 13 outings and hit the 50-point plateau on three occasions (tied for the NBA high in 2008-09) ... scored 30+ points in a franchise-record four consecutive games on three occasions ... posted a career-high 20 double-doubles, tying for the team lead ... matched his franchise record with back-to-back 40-point games on 2/28 and 3/2 ... led the NBA in scoring average in November (28.9 ppg), December (29.2 ppg), January (28.1 ppg), March (33.7 ppg) and April (33.5 ppg) and ranked 2nd in the NBA and 1st in the Eastern Conference in February (30.9 ppg) ... scored a career-high 55 points vs. NYK (4/12) and hit a career-high 6 3-pointers while matching his career high in FGM (19) ... became Miami's all-time leader in points scored on 3/14 vs. UTA ... hit a game-winning 3-pointer at the buzzer vs. CHI (3/7) after recording a steal with 3.6 seconds left in double overtime ... recorded season-high 7 steals vs. CLE (3/2) ... became Miami's all-time leader in steals on 2/28 vs. NYK ... became the Heat's all-time leader in FTM on 2/2 vs. the LAC ... hit at least one 3-point field goal in a career-high 11 consecutive games (2/22 to 3/14) ... in the 2/28 win vs. NYK, tied his career highs for points in a quarter (24 in the 4th) and points in a half (32 in the 2nd) ... recorded season-high 5 blocks vs. TOR (1/19) ... dished season-high 16 assists twice and grabbed season-high 10 rebounds twice ... missed one game due to a right hip flexor strain (3/18 at BOS) and was a healthy scratch on the Inactive List the final two games of the season. **2005 PLAY-**

OFFS: Played in seven games (7 starts) for the Heat in their Opening Round series vs. ATL and averaged 29.1 ppg (.439 FG%, .862 FT%), 5.3 apg, 5.0 rpg, 1.57 bpg and 40.7 mpg ... set Heat postseason records for scoring average, points scored, FGM and FGA and FTM in a seven-game series ... led the Heat in points, minutes, FGM and FGA, 3PM and 3PA, FTM and FTA, assists and blocks ... topped the Heat in scoring in all seven games and also led Miami in minutes and assists five times each ... scored in double figures in all seven games, including six games with 20+ points, three games with 30+ points and one 40-point performance ... recorded a postseason career high in 3PM (6) in the Game 2 win at ATL on 4/22, joining teammate Daequan Cook as the only pair of teammates to each hit at least 6 treys in the same NBA playoff game.

2007-08 (MIAMI): Played in 51 games (49 starts) and averaged 24.6 ppg (.469 FG%, .758 FT%), 6.9 apg, 4.2 rpg, 1.71 spg and 38.3 mpg ... led the Heat in scoring average, points scored, FGM, FTM and FTA, assists, assists per game, steals per game and minutes per game and tied for the team high in steals ... ranked 16th in the NBA in FTA and 18th in FTM ... topped the Heat in scoring a team-high 37 times and also led in assists a team-high 39 times, in steals 21 times, in minutes on 17 occasions and in blocks in 15 contests ... scored in double figures 50 times, including team highs in 20-point games (34), 30-point games (18) and 40-point games (3) ... handed out double-figure assists a team-high eight times ... tallied nine double-doubles, including in four consecutive games from 12/3-9 to match his career high ... dished season-high 12 assists at DET (2/6) ... set franchise individual records for points in a half (32 in the 2nd) and consecutive points scored (18 straight in the 4th quarter) vs. CLE (1/21) and also tied the franchise record for FGA in a half (21 in the 2nd) ... scored season-high 48 points vs. ORL (12/28) and became the first player in Heat history to hit at least 15 FGA and 15 FTA in the same game when he finished with 16 of each ... grabbed season-high 10 rebounds at POR (12/6) ... notched season-high

5 steals at UTA (12/3) ... participated in the Skills Challenge at All-Star Weekend for the third consecutive year and finished in 4th place ... missed 30 games due to injury.

2006-07 (MIAMI): Played in 51 games (50 starts) and averaged 27.4 ppg (.491 FG%, career-high .807 FT%), 7.5 apg, 4.7 rpg, 2.10 spg, 1.22 bpg and 37.9 mpg ... three-time Eastern Conference Player of the Week (weeks ending 1/14, 2/4, 2/11) ... led the Heat in scoring average, points, FGM and FGA, FTM and FTA, assists and steals ... ranked among the NBA leaders in FTM (13th) and FTA (16th) ... led the Heat in scoring 43 times, in assists on 39 occasions, in steals 32 times, in minutes in 31 contests and in blocks 13 times ... scored in double figures a team-high 49 times, including 43 games with 20+ points, 23 games of 30+ points and three 40-point performances ... set a franchise record for consecutive 25-point games with nine (1/30-2/21) and had a streak of 20 consecutive 20-point games (1/7-2/21), marking the second longest consecutive 20-point streak in franchise history ... handed out double-figure assists a team-leading 12 times ... posted 15 double-doubles ... set a franchise record for points in a quarter when he dropped 24 of his game- and season-high 41 points in the 4th vs. CLE (2/1), and also set career highs in both FTM (23) and FTA (24) in that game ... notched season-high 6 steals at UTA (1/13) ... his 33-point, season-high 15-assist performance vs. ORL (11/24) marked the first time in franchise history a Heat player had at least 30 points and 15 assists in the same game ... won the Skills Challenge at All-Star Weekend for the second consecutive year ... recorded season highs with 11 rebounds (twice) and four blocks (twice) ... missed a total of 30 games due to injury and one game (4/18) as a healthy scratch on the inactive list. **2007 PLAYOFFS:** Started all four games for the Heat vs. CHI and averaged 23.5 ppg (.429 FG%, .688 FT%), 6.3 apg, 4.8 rpg, 1.25 spg and 40.5 mpg ... led the Heat in points, FGM and FGA, FTM and FTA, assists and minutes ... had 20+ points in each of the four contests ... in addition to leading the Heat in scoring all four contests, he also topped the club in minutes and assists in all four games and in steals and blocks once each.

2005-06 (MIAMI): Played in 75 games (75 starts) and averaged 27.2 ppg (.495 FG%, .783 FT%), 6.7 apg, 5.7 rpg, 1.95 spg and 38.6 mpg ... named Eastern Conference Player of the Month for February and was a two-time Eastern Conference Player of the Week (weeks ending 12/4, 1/1) ... named a starter in the All-Star Game for the first time and finished with 20 points, 4 rebounds, 3 assists, 2 steals and 1 block, and hit the game-winning shot ... set career highs and franchise single-season records in FTM (629) and FTA (803) ... ranked among the NBA leaders in scoring average (5th), steals (6th), assists per game (tied-10th), minutes per game (tied-18th) and FG% (tied-27th) ... led the Heat in minutes, FGM and FGA, FTM and FTA, assists, steals, points and scoring average ... led the Heat in scoring 58 times, in assists 51 times, in minutes on 46 occasions, in steals in 44 contests, in rebounds 11 times and in blocks on 10 occasions ... scored in double figures 74 times, including 60 games with 20+ points, 34 games with 30+ points and four 40-point efforts ... handed out double-figure assists 10 times ... recorded 16 double-doubles and two triple-doubles (1/4 at NO/OKC and 1/13 at SEA) ... scored season-high 44 points at CLE (4/1) ... became the first Heat player to record back-to-back 40-point games (3/8-10) ... scored Miami's final 17 points, including the game-winning shot with 2.3 seconds remaining vs. DET (2/12) to finish with 37 points; his 17 consecutive points to end the game are a Heat franchise record for consecutive points to end a game



and rank tied for the second longest streak for any point in a game ... posted 4 blocks vs. LAC (1/30) ... dished season-high 14 assists at SEA (1/13) ... notched 6 steals at POR (1/8) ... posted season-high 11 rebounds twice ... won the Skills Challenge at All-Star Weekend ... missed five games due to injury and was a healthy scratch on the Inactive List for the final two games of the regular season. **2006 PLAYOFFS:** Played in 23 games (all starts) for the NBA Champion Heat and averaged 28.4 ppg (.497 FG%, .808 FT%), 5.9 rpg, 5.7 apg, 2.22 spg, 1.13 bpg and 41.7 mpg ... named the NBA Finals MVP, becoming the fifth youngest player in NBA history to receive the honor ... led Miami in minutes, points, FGM and FGA, FTM and FTA, assists and steals ... ranked among the NBA postseason leaders in steals (2nd), scoring average (4th), assists per game (9th), minutes per game (11th), blocks per game (17th), steals-to-turnover ratio (17th) and FG% (tied-17th) ... led the Heat in scoring average in all four series ... topped the Heat in scoring and assists a team-high 18 times each, in minutes on 16 occasions, in steals 15 times, in blocks in 10 contests and in rebounds twice ... scored in double figures in all 23 games ... scored 20+ points in 22 contests, including 11 games with 30+ points and a pair of 40-point performances ... recorded six double-doubles ... his .896 accuracy from the free throw line in the Opening Round series vs. CHI was his highest in a postseason series617 field goal accuracy in the Conference Finals vs. DET marks his highest FG% in a postseason series ... became Miami's all-time postseason scoring leader in Game 2 at DET (5/25) ... his 34.7 ppg vs. DAL in the Finals marked the highest single-series scoring average in Heat postseason history ... scored 43 points and recorded postseason career highs and franchise postseason records in FTM (21) and FTA (25) in Game 5 vs. DAL (6/18) and matched his postseason high in FGA with 28; his 21 FTM in Game 5 set an NBA Finals record ... posted 36 points, 10 rebounds, 5 assists, 4 steals and 3 blocks in the decisive Game 6 victory on 6/20; the double-double was his second of the Finals ... recorded postseason career-high 13 rebounds in Game 3 on 6/13 and also stole a Dirk Nowitzki inbounds pass with 0.3 seconds remaining to secure the Heat's 2-point victory, Miami's first-ever NBA Finals win ... his 16 steals in the Finals vs. DAL tied the NBA Finals record for steals in a six-game series held by Julius Erving (1977), Magic Johnson (1980) and Larry Bird (1986).

2004-05 (MIAMI): Played in 77 games (77 starts) and averaged 24.1 ppg (.478 FG%, .762 FT%), 6.8 apg, 5.2 rpg, 1.57 spg, 1.06 bpg and 38.6 mpg ... selected to first NBA All-Star Game as a reserve and started for the Sophomores in the Rookie Challenge game during All-Star Weekend ... selected NBA Eastern Conference Player of the Month for December and the NBA Eastern Conference Player of the Week (week ending 11/8) ... ranked among the NBA leaders in scoring average (9th), assists (tied-9th), minutes per game (tied-12th) and steals per game (13th) ... ranked 1st in the NBA in blocks (82) among guards ... increased his scoring average by 7.9 points over his rookie year, the largest increase in the NBA by a player who averaged at least 10.0 points the previous season ... joined Allen Iverson and LeBron James as the only players to rank in the top 10 in the NBA in 2004-05 in both points and assists ... led the Heat in minutes, FGA, FTM, assists, steals and scoring average ... was Miami's top scorer a team-leading 43 times and also led the team in assists a team-high 55 times, in minutes 45 times, in steals 39 times and in blocks in 21

games ... scored in double figures a team-high 75 times, including a team-high 56 games with 20+ points, a team-high 16 games with 30+ points and one 40-point effort ... handed out double-figure assists a team-high 13 times and recorded 16 double-doubles ... scored season-high 48 points in season-high 49 minutes at PHI (4/14) ... recorded his first triple-double with 31 points, 10 assists and 10 rebounds in DET (12/30) ... hit a pair of game-winning buzzer-beaters; his shot at the buzzer on 3/15 gave the Heat a 98-96 win at NYK and clinched Miami's first Southeast Division championship ... hit a pair of free throws with one second left vs. UTA (11/19) to force OT and then hit the game-winning shot with 0.1 seconds left in OT to give the Heat a 2-point win over the Jazz ... dished season-high 12 assists three times, grabbed season-high 10 rebounds four times, posted season-high 5 steals twice and blocked season-high 4 blocks twice ... missed four games due to injury and was a DNP-CD once (4/19). **2005 PLAYOFFS:** Started each of the 14 games in which he played and averaged 27.4 ppg (.484 FG%, .799 FT%), 6.6 apg, 5.7 rpg, 1.57 spg, 1.14 bpg and 40.8 mpg ... missed one game (6/4 vs. DET) due to injury with a strained right rib muscle which occurred in the 3rd quarter of Game 5 (6/2) ... led the Heat in scoring average, points, FGM and FGA, FTM and FTA, assists and steals ... scored in double figures in all 14 games, including 11 games with 20+ points, seven 30-point games and a pair of 40-point games ... ranked among the NBA postseason leaders in scoring average (4th), assist average (5th), minutes per game (10th) and steals per game (13th) ... topped the Heat in scoring and minutes nine times each, in assists on 10 occasions, and in blocks and steals six times apiece ... handed out a Heat postseason record 15 assists in Game 2 vs. WAS on 5/10 ... scored a game-high 40 points and established Miami postseason records for FGA (28) and points in a 4th quarter (20) in Game 2 vs. DET on 5/25.

2003-04 (MIAMI): Played in 61 games (56 starts) and averaged 16.2 ppg - a Heat rookie record for scoring (.465 FG%, .747 FT%), 4.5 apg, 4.0 rpg, a team-leading 1.41 spg and 34.9 mpg ... started for the Rookies in the Rookie Challenge at All-Star Weekend in Los Angeles ... named Eastern Conference Player of the Week on 2/23, becoming the first Heat rookie to earn league Player of the Week honors and the 21st in NBA history ... among the NBA's rookie leaders in FG% (2nd), steals per game (2nd), scoring average (3rd), assists per game (4th), minutes per game (4th), blocks per game (7th) and rebounds per game (11th) ... led Miami in scoring 21 times, in assists 22 times, in steals on 21 occasions and in blocks 18 times ... had season-high 6 steals vs. NOH (3/16) ... set a Heat rookie single-game record with 15 FGM vs. ATL (2/15) ... scored in double figures 51 times with 19 games of 20+ points and three 30-point games ... had one double-double with 27 points and a season-high 10 rebounds at ORL (2/11) ... scored season-high 33 points vs. GSW (12/21) ... recorded season highs with 8 assists (five times), 2 blocks (six times) and 44 minutes (twice) ... missed a total of 21 games due to injury. **2004 PLAYOFFS:** Played 19 games (13 starts) for Miami and averaged 18.0 ppg (.455 FG%, .787 FT%), 5.6 apg, 4.0 rpg, 1.31 bpg and 39.2 mpg ... topped the Heat in points, scoring average, FG%, FGM and FGA, FTM and FTA and assists ... led the Heat in scoring seven times, including five of the six Eastern Conference Semifinal games vs. IND and in assists 12 times ... scored in double figures 12 times, including seven 20-point games ... recorded a



pair of double-doubles ... became the only rookie in Heat history to lead the team in scoring average in the postseason ... became just the fourth rookie since the shot clock era began in 1954-55 to lead his team in scoring average and assist average in the playoffs joining Stephon Marbury (1997), Michael Jordan (1985) and Billy Ray Bates (1980) ... his team-high 27-point effort at NOH on 5/2 in Game 6 set a Heat rookie single-game scoring record and was the top single-game scoring performance by a Heat player in the 2004 playoffs ... hit a game-winning 10-foot running jumper with 1.3 seconds left in Game 1 vs. NOH snapping a 79-79 tie and nailed a 3-pointer in Game 5 of the same series that snapped a 80-80 tie with 54.4 seconds left and put Miami ahead to stay ... scored 21 points in his postseason debut vs. NOH on 4/18, marking the highest scoring debut by a Heat rookie in the playoffs.

CAREER TRANSACTIONS: Selected by Miami in the first round (5th overall) of the 2003 NBA Draft ... signed by the Heat on 8/19/03 ... signed a contract extension with Miami (7/12/06) ... re-signed with the Heat (7/9/10) ... again signed with Miami (7/15/14) ... re-signed with the Heat (7/10/15) ... signed by the Bulls as a free agent (7/15/16).

COLLEGE: Played two seasons at Marquette before becoming an early entry candidate after his junior year ... started all 65 games in which he appeared and averaged 19.7 ppg (49.4 FG%, 74.5 FT%), 6.5 rpg, 3.9 apg and 2.31 spg ... had his number (3) retired by Marquette on 2/3/07 and was enshrined into the Marquette M Club Hall of Fame in August 2009 as an individual and also as part of the 2002-03 men's basketball team ... became the first Marquette player since 1978 to be named a First Team All-American by The Associated Press ... earned a spot on the Wooden Award All-America team and was one of five finalists for the Wooden Award after helping lead the Golden Eagles to the 2003 Final Four. **2002-03:** Named the Conference USA Player of the Year, Defensive Player of the Year and First Team All Conference USA ... led Conference USA (22nd nationally) in scoring and set a Marquette single-season scoring record (710 points) ... named the Most Outstanding Player of the 2003 Midwest Regional Final ... in the 83-69 victory vs. Kentucky, which vaulted Marquette into the Final Four and ended UK's 26-game winning streak, he amassed just the ninth triple-double in NCAA Tournament history with 29 points, 11 rebounds and 11 assists. **2001-02:** Earned Honorable Mention All-America honors from The Associated Press and First Team All Conference USA honors ... led the Golden Eagles in scoring (8th in C-USA), rebounding and steals (1st in C-USA) ... sat out the 2000-01 season as an NCAA partial qualifier.

PERSONAL: Full name is Dwyane Tyrone Wade, Jr. ... nickname is "D. Wade" ... married actress Gabrielle Union on 8/30/14 ... has two sons, Zaire and Zion, and a nephew, Dahveon, whom he is raising ... official website is www.dwyanewade.com ... was a broadcasting major at Marquette ...

served as an ABC guest analyst during the 2015 NBA Finals ... completed an executive course in sports and entertainment management at Harvard University in the summer of 2015 ... inducted into the Greater Miami Chamber of Commerce Sports Hall of Champions in September 2015 ... says his dream is to "leave the world a better place than I found it," and to that mission the Wade's World Foundation has a goal of providing support to various education, health and family service programs, in particular those that benefit underserved communities ... received a Humanitarian Award at the 2013 BET Awards for his commitment to excellence and dedication to community and worldly charitable causes ... shared USA Weekend magazine's 15th Annual Most Caring Athlete Award in October 2007 with Steve Nash ... teamed up with Alonzo Mourning to co-host The Summer Groove for three years (2008-10) and to form the Athletes Relief Fund for Haiti in January 2010 to assist the victims of the earthquakes in Haiti ... in August 2007 he hosted "A Week of Wade's World in South Florida," a week-long series of events that touched hundreds of South Florida kids; the week-long event included a basketball camp, fulfilling the dreams of Make-A-Wish children, a reading event and a school supplies shopping spree for local children ... has partnered with the Make-A-Wish Foundation on several occasions ... hosted his annual "3 Under the Tree" holiday events to benefit the South Florida community ... hosts a three-day free camp for over 600 kids in his hometown of Robbins, IL ... also hosts an annual youth camp (The D. Wade All-Star Basketball Camp) each summer in South Florida and the past five years has hosted The Dwyane Wade Fantasy Camp for adults who are at least 35 years old ... his memoirs "A Father First: How My Life Became Bigger Than Basketball" earned a spot on the New York Times Bestseller List ... received the Father of the Year Award in June 2007 from the Father's Day Committee and the National Fatherhood Award in February 2012 from the National Fatherhood Initiative ... in 2011 was appointed to President Obama's fatherhood task force ... was challenged by First Lady Michelle Obama for the fifth anniversary of her Let's Move campaign ... in 2007-08 served as the national spokesperson for the Cartoon Network's Rescuing Recess program to protect and revitalize recess in schools across the country ... named to The Sporting News NBA Good Guys list in July 2004 ... featured in Vogue's June 2012 Olympics issue ... named by the Wall Street Journal as the NBA's Fashion Ambassador in September 2012 ... hosts his annual A Night on the RunWade fashion fundraiser in Miami to benefit his foundation ... received the ESPY Awards for Best Breakthrough Athlete (2005) and Best NBA Player (2006) ... partnered with Staples in the summers of 2007 and 2008 to launch the Staples Dream Park Challenge with D. Wade, a park improvement initiative in South Florida ... also enjoys football and lists the Chicago Bears and the University of Miami as his favorite teams ... enjoys buying and collecting shoes ... wears size 15 sneakers.



CAREER REGULAR SEASON STATISTICS:


YEAR	TEAM	G	MIN	FG	FBA	PCT	3FG	3FBA	PCT	FT	FTA	PCT	OFF	DEF	TOT	A	PF	DQ	STL	TO	BLK	PTS	RPG	APG	PPG
03-04	MIA	61	2126	371	798	.465	16	53	.302	233	312	.747	85	162	247	275	140	0	86	196	34	991	4.0	4.5	16.2
04-05	MIA	77	2974	630	1318	.478	13	45	.289	581	762	.762	110	287	397	520	230	4	121	321	82	1854	5.2	6.8	24.1
05-06	MIA	75	2892	699	1413	.495	13	76	.171	629	803	.783	107	323	430	503	217	0	146	268	58	2040	5.7	6.7	27.2
06-07	MIA	51	1931	472	962	.491	21	79	.266	432	535	.807	51	188	239	384	117	0	107	216	62	1397	4.7	7.5	27.4
07-08	MIA	51	1954	439	937	.469	22	77	.286	354	467	.758	45	169	214	354	137	0	87	224	37	1254	4.2	6.9	24.6
08-09	MIA	79	3048	854	1739	.491	88	278	.317	590	771	.765	89	309	398	589	178	1	173	272	106	2386	5.0	7.5	30.2
09-10	MIA	77	2792	719	1511	.476	73	243	.300	534	702	.761	107	266	373	501	181	0	142	252	82	2045	4.8	6.5	26.6
10-11	MIA	76	2823	692	1384	.500	63	206	.306	494	652	.758	123	362	485	346	197	0	111	237	87	1941	6.4	4.6	25.5
11-12	MIA	49	1625	416	837	.497	15	56	.268	235	297	.791	73	164	237	225	110	1	82	129	63	1082	4.8	4.6	22.1
12-13	MIA	69	2391	569	1093	.521	17	66	.258	308	425	.725	86	258	344	352	140	1	128	194	56	1463	5.0	5.1	21.2
13-14	MIA	54	1775	415	761	.545	9	32	.281	189	258	.733	60	181	241	252	106	0	79	161	29	1028	4.5	4.7	19.0
14-15	MIA	62	1971	509	1084	.470	29	102	.284	284	370	.768	58	161	219	299	105	0	73	209	21	1331	3.5	4.8	21.5
15-16	MIA	74	2258	540	1183	.456	7	44	.159	322	406	.793	82	220	302	344	116	0	79	203	42	1409	4.1	4.6	19.0
TOTALS		855	30560	7325	15020	.488	386	1357	.2845	5185	6760	.767	1076	3050	4126	4944	1974	7	1414	2882	759	20221	4.8	5.8	23.7

CAREER POSTSEASON STATISTICS:

YEAR	TEAM	G	MIN	FG	FBA	PCT	3FG	3FBA	PCT	FT	FTA	PCT	OFF	DEF	TOT	A	PF	DQ	STL	TO	BLK	PTS	RPG	APG	PPG
08-09	CHI	7	313	59	120	.492	0	4	.000	20	25	.800	12	32	44	45	25	1	4	35	5	138	6.3	6.4	19.7
09-10	CHI	5	212	57	125	.456	2	6	.333	18	22	.818	4	13	17	36	8	0	4	13	0	134	3.4	7.2	26.8
10-11	CHI	16	649	149	378	.396	25	101	.248	111	134	.828	20	49	69	123	33	0	22	59	11	434	4.3	7.7	27.1
11-12	CHI	1	37	9	23	.391	3	6	.500	2	2	1.000	3	6	9	9	1	0	1	5	1	23	9.0	9.0	23.0
14-15	CHI	12	454	93	235	.396	23	66	.348	35	39	.897	13	45	58	78	22	0	14	38	6	244	4.8	6.5	20.3

SEASON/CAREER/PLAYOFFS HIGHS:

	2015-16	CAREER	PLAYOFFS
PTS	32 vs. Golden State (2/24/16)	55 vs. New York (4/12/09)	46 vs. Boston (4/25/10)
MIN	39 two times	52 vs. Utah (3/14/09)	51 at Boston (6/3/12)
FG	14 vs. Brooklyn (3/28/16)	19 three times	17 at Indiana (5/24/12)
FBA	24 vs. Boston (11/30/15)	39 vs. Utah (3/14/09)	28 twice
3FG	2 vs. Houston (11/1/15)	6 vs. New York (4/12/09)	6 at Atlanta (4/22/09)
3FBA	4 at Indiana (11/6/15)	12 vs. New York (4/12/09)	11 vs. Boston (4/23/10)
FT	13 vs. Philadelphia (3/6/16)	23 vs. Cleveland (2/1/07)	21 vs. Dallas (6/18/06)
FTA	14 vs. Philadelphia (3/6/16)	24 two times	25 vs. Dallas (6/18/06)
OFF. REB	4 two times	7 vs. Chicago (2/23/14)	6 three times
DEF. REB	8 at L.A. Lakers (3/30/16)	13 at New York (1/27/11)	11 vs. Dallas (6/13/06)
REB	10 at L.A. Lakers (3/30/16)	16 at New York (1/27/11)	13 vs. Dallas (6/13/06)
AST	11 at Golden State (1/11/16)	16 two times	15 vs. Washington (5/10/05)
STL	5 vs. Boston (11/30/15)	8 vs. Dallas (11/15/13)	6 at San Antonio (6/13/13)
BLK	3 two times	5 five times	5 at Philadelphia (4/24/11)



5 BOBBY PORTIS

POSITION: FORWARD

HT., WT.: 6-11, 250

YEARS PRO: 1

COLLEGE: ARKANSAS

BIRTH DATE: 02/10/1995

PLACE: LITTLE ROCK, ARK.

HIGHLIGHTS

• Became the first Bull to record 20 points and 10 rebounds in one of his first five career games since 1999

• Became the 25th player in Bulls history to log a double-digit scoring effort in NBA debut

• Was named the SEC Player of the Year in his second and final season at Arkansas (2015)

2015-16 (CHICAGO): Appeared in 62 games (4 starts) and averaged 7.0 ppg, 5.4 rpg, and 0.8 apg in 17.8 mpg ... shot .427 from the field, .308 from behind the arc and .727 from the line ... made his first career start on 3/31 at HOU ... snatched a career-high 8 offensive rebounds vs. BKN on 3/17 ... dished a season-high 5 assists at ORL on 3/2 ... grabbed a season-high 16 rebounds on 2/27 vs. POR ... had back-to-back double-doubles for first time in his career on 2/10 vs. ATL (13 pts/10 reb) and 2/18 at CLE (13 pts/10 reb) ... blocked a career-high 2 shots versus BOS on 1/7 (tied on 3/19 against UTA and 4/6 at MEM) ... scored 10+ points in three consecutive games for the first time on 12/28 vs. TOR, 12/30 vs. IND and 1/1 vs. NYK ... tallied his first career double-double with 20 points and 11 rebounds on 12/19 at NYK and was the first Bull to post 20 points and 10 boards in one of his first five career games since Elton Brand in 1999 ... made his NBA debut on 11/3 at CHA, and scored 10 points in 10 minutes on 5-of-7 FG ... is the 25th player in Bulls history to have a double-digit scoring career debut, and his FG% of .714 is the highest of any Bull in his first game (min. 5 FGA) ... grabbed 7 offensive rebounds on 2/18 at CLE ... had six double-doubles.

CAREER TRANSACTIONS: Selected in the first round (22nd overall) by the Chicago Bulls in the 2015 NBA Draft (6/25/15).

COLLEGE CAREER: Played in 70 games (all starts) over the span of two seasons for the Razorbacks ... averaged 15.0 ppg, 7.9 rpg, 1.49 bpg, 1.3 apg, 1.06 spg, 28.5 mpg and shot .526 from the field, .365 from behind the arc and .737 from the line. **2014-15:** As a sophomore, ranked in the top five in the SEC in scoring (17.5 ppg, 2nd), rebounding (8.9, 4th) and

FG% (.536, 2nd) ... he was one of only three high-major players to average at least 17.5 ppg and 8.5 rpg ... earned AP All-America Second Team, USBWA All-America Second Team and Sporting News All-America Third Team status ... he also was voted the SEC Player of the Year, USBWA All-District VII Player of the Year and First Team All-SEC ... ranked 6th in nation in FGM (250) and 10th in offensive boards per game (3.69) ... he was a top-five finalist for the Kareem Abdul-Jabbar Center of the Year Award, and was a candidate for the Oscar Robertson Trophy, Lute Olson Award, Wooden Award and Naismith Trophy ... he recorded an SEC-best nine double-doubles in conference play, highlighted by the first five-game streak in school history; he tallied 14 double-doubles on the season (ranked 23rd in the country) ... his 27-game double-figure scoring streak surpassed the 25-game streak of Todd Day in 1991 ... he averaged 13.5 rpg in the NCAA Tournament, the most by any player competing in at least two games ... he grabbed 14 rebounds vs. UNC in the third round, equaling an Arkansas NCAA Tournament record ... he claimed CBS Sports National Player of the Week honors, NCAA.com Player of the Week and Naismith Trophy Player of the Week, as well as SEC Player of the Week honors (twice). **2013-14:** In his freshman season, he posted 12.3 ppg, 6.8 rpg, 1.59 bpg, 1.5 apg and 1.03 spg in 27.0 mpg ... earned All-SEC Second Team honors and was named to the SEC All-Freshman team.

PERSONAL: Son of Tina Edwards ... majored in dietetics and nutrition ... has three younger brothers: Jarod, Jared and Jamaal ... mother played basketball at Hines Community College and at Jackson State University ... uncle Anthony Hicks played basketball at Missouri State.




CAREER REGULAR SEASON STATISTICS:

YEAR	TEAM	G	MIN	FG	FBA	PCT	3FG	3FBA	PCT	FT	FTA	PCT	OFF	DEF	TOT	A	Pf	DQ	STL	TO	BLK	PTS	RPG	APG	PPG
15-16	CHI	62	1102	186	436	.427	16	52	.308	48	66	.727	123	214	337	52	100	0	25	54	22	436	5.4	0.8	7.0

SEASON/CAREER/PLAYOFFS HIGHS:

	2015-16	CAREER	PLAYOFFS
PTS	20 at New York (12/19/15)	20 at New York (12/19/15)	N/A
MIN	30 vs. New York (1/1/16)	30 vs. New York (1/1/16)	N/A
FG	8 at New York (12/19/15)	8 at New York (12/19/15)	N/A
FBA	18 at New York (12/19/15)	18 at New York (12/19/15)	N/A
3FG	3 vs. Los Angeles Lakers (2/21/16)	3 vs. Los Angeles Lakers (2/21/16)	N/A
3FBA	3 three times	3 three times	N/A
FT	4 four times	4 four times	N/A
FTA	4 four times	4 four times	N/A
OFF. REB	8 vs. Brooklyn (3/17/16)	8 vs. Brooklyn (3/17/16)	N/A
DEF. REB	12 vs. Portland (2/27/16)	12 vs. Portland (2/27/16)	N/A
REB	16 vs. Portland (2/27/16)	16 vs. Portland (2/27/16)	N/A
AST	5 at Orlando (3/2/16)	5 at Orlando (3/2/16)	N/A
STL	4 at Miami (4/1/16)	4 at Miami (4/1/16)	N/A
BLK	2 three times	2 three times	N/A



6 CRISTIANO FELÍCIO

POSITION: FORWARD/CENTER

HT., WT.: 6-11, 266

YEARS PRO: 1

TEAM: FLAMENGO/BRAZIL

BIRTH DATE: 07/07/92

PLACE: POUSO ALEGRE, BRAZIL

HIGHLIGHTS

- Member of the Brazil National Team for the 2016 Rio Summer Olympics
- Scored career-high 16 points twice in his rookie season
- In the final eight games (two starts) of the 2015-16 season, averaged 7.5 ppg, 5.6 rpg and 1.4 apg

2015-16 (CHICAGO): Appeared in 31 games (four starts) and averaged 3.4 ppg and 3.3 rpg in 10.4 mpg ... shot .556 from the field and .714 from the free-throw line ... played career-high 29 minutes on 4/13 vs. PHI and recorded career-high 4 assists while tying career-high 2 blocks ... tied career-high of 16 points on 6-of-8 FG in 27 minutes at NOP (4/11) ... tallied 16 points on career-high 7-of-7 shooting (with 2-of-2 FT) and tied career-high 2 blocks on 4/9 vs. CLE ... had 8 points, 5 rebounds and 1 block in just 6:39 of action on 3/29 at IND ... made first career start on 3/19 vs. UTA ... on 3/17 vs. BKN, posted career-high 10 rebounds ... grabbed 5 rebounds in 5 minutes on 3/2 at ORL ... recalled from Canton Charge on 1/16 ... averaged 14.3 points and 5.4 rebounds in 23.3 minutes through four games with the D-League team ... returned to the Charge on 1/15 ... recalled from Canton on 1/13 to join the team for the 1/14 game at PHI ... assigned to Canton Charge of NBA D-League on 12/31 ... saw first NBA action on 11/9 at PHI and recorded 1 assist in 1 minute ... scored first NBA points (2) on 11/27 at IND.

CAREER: 2014-15 (FLAMENGO): With C.R. Flamengo of the NBB (Novo Basquete Brasil), played in 48 games (nine starts) and averaged 5.6 ppg, 4.9 rpg, 15.4 mpg, .652 from the field and .695 from the line.

2013-14 (FLAMENGO): Appeared in 47 games (seven starts) and posted averages of 5.4 ppg, 3.9 rpg, 13.0 mpg, .551 from the floor and .634 from the free-throw line ... posted 7.1 ppg and 5.6 rpg in 14.1 mpg in seven games during the FIBA Americas' club league ... tallied five games with 10+ points.

2011-12 (MINAS TENIS CLUBE): In 26 games (12 starts), averaged 8.8 ppg, 4.6 rpg, 1.04 bpg, .647 from the field and .736 from the line for Minas Tenis Clube of the NBB.

CAREER TRANSACTIONS: Signed as a free agent by Chicago (7/12/15).


PERSONAL: Full name is Cristiano Silva Felício (cree-STEE-YAHN-oh Fell-EE-see-oh) ... attended CCSE Preparatory Academy in Sacramento, Calif., from 2012-13 ... competed in the 2011 FIBA U19 World Championship and the 2011 Nike Global Challenge.

CAREER REGULAR SEASON STATISTICS:

YEAR	TEAM	G	MIN	FG	FBA	PCT	3FG	3FBA	PCT	FT	FTA	PCT	OFF	DEF	TOT	A	PF	DQ	STL	TO	BLK	PTS	RPG	APG	PPG
15-16	CHI	62	1102	186	436	.427	16	52	.308	48	66	.727	123	214	337	52	100	0	25	54	22	436	5.4	0.8	7.0

SEASON/CAREER/PLAYOFFS HIGHS:

	2015-16	CAREER	PLAYOFFS
PTS	16 twice	16 twice	N/A
MIN	29 vs. Philadelphia (4/13/16)	29 vs. Philadelphia (4/13/16)	N/A
FG	7 vs. Cleveland (4/09/16)	7 vs. Cleveland (4/09/16)	N/A
FBA	8 twice	8 twice	N/A
3FG	N/A	N/A	N/A
3FBA	1 four times	1 four times	N/A
FT	4 at New Orleans (4/11/16)	4 at New Orleans (4/11/16)	N/A
FTA	4 three times	4 three times	N/A
OFF. REB	4 four times	4 four times	N/A
DEF. REB	7 at Orlando (3/26/16)	7 at Orlando (3/26/16)	N/A
REB	10 vs. Brooklyn (3/17/16)	10 vs. Brooklyn (3/17/16)	N/A
AST	4 vs. Philadelphia (4/13/16)	4 vs. Philadelphia (4/13/16)	N/A
STL	1 six times	1 six times	N/A
BLK	2 three times	2 three times	N/A



8 ROBIN LOPEZ

POSITION: CENTER

HT., WT.: 7-0, 265

YEARS PRO: 8

COLLEGE: STANFORD

BIRTH DATE: 04/01/88

PLACE: NORTH HOLLYWOOD, CALIF.

HIGHLIGHTS

- Has started each of his last 305 regular season games, spanning four seasons
- Ranked 2nd in the NBA in offensive rebounds in 2015-16 (268)
- Has ranked among NBA's top 20 leaders in blocks per game in each of the last three seasons

2015-16 (NEW YORK): Started all 82 games for the Knicks and averaged 10.3 ppg, 7.3 rpg, 1.4 apg and 1.57 bpg in 27.1 mpg ... shot .539 from the field and .795 from the free throw line ... tallied 15 double-doubles and eight games with 20+ points ... finished with 24 points, 15 rebounds and 3 blocks at PHI (4/8) ... recorded 23 points and a career-best 20 rebounds on 3/20 vs. SAC, his first 20-20 game of his career ... notched a season-high 26 points to go along with 16 rebounds on 2/4 at DET and also on 2/20 at MIN ... snatched 11 offensive rebounds (13 total) to accompany his 17 points on 2/2 vs. BOS ... dished out a season-best 5 assists on 1/3 vs. ATL.

CAREER: Across 547 games (399 starts), holds averages of 8.5 ppg, 5.4 rpg, 0.6 apg and 1.24 bpg in 22.1 mpg ... has shot .533 from the field and .764 from the line ... has started each of his last 305 regular season games ... has shot .500+ from the field in seven of his eight NBA seasons ... holds Trail Blazers single-season record for offensive rebounds (326 in 2013-14) ... has averaged 8.3 ppg and 6.7 rpg over 26.7 mpg in 22 career playoff games (all starts) and has shot .514 from the field and .774 from the foul line.

2014-15 (PORTLAND): Appeared in 59 games (all starts) and averaged 9.6 ppg, 6.7 rpg and 1.42 bpg in 27.8 mpg ... shot .535 from the field and .772 from the free throw line ... led Blazers in rebounds six times and had six double-doubles ... team was 23-6 when Lopez scored in double figures and 5-1 when he logged a double-double ... notched one 20+ scoring game (season-high 21 pts vs. UTA on 4/11) ... swatted a season-high 5 blocks vs. MIN (11/30) ... scored 19 points in 21 minutes and made go-ahead basket with 1.3 seconds left in 105-103 victory at DEN (11/12) ... grabbed a season-best 7 offensive boards vs. OKC (10/29) ... missed 23 games with right hand fracture (12/17-1/21). **2015 PLAYOFFS:** Started all five games of Blazers' first-round playoff loss to MEM ... averaged 5.2 ppg and 4.4 rpg with 9-15 FGA (.600) over 23.4 mpg ... scored 10 points (5-6 FG) in Game 2 loss (4/22).

2013-14 (PORTLAND): Started all 82 games and notched 11.1 ppg, 8.5 rpg and 1.70 bpg in 31.7 mpg ... shot .551 from the floor (7th in NBA) and a career-best .818 from the line ... his 139 blocks set a personal best for a single season ... set a Trail Blazers single-season record for offensive rebounds (326) ... finished with 29 double-doubles after notching just 15 in his first five NBA seasons ... led Blazers in scoring three times and in rebounds 26 times ... recorded 18 points, 13 rebounds and 4 blocks vs. PHX (4/4) ... tallied a season-high 20 points and 13 rebounds at ORL (3/25) ... had 19 points, 16 rebounds (9 offensive) and 3 blocks in 33 minutes vs. LAL (3/3) ... recorded a career-high 7 blocks on vs. DEN (2/25).

2014 PLAYOFFS: Started all 11 postseason games vs. HOU and SAS ... averaged 10.0 ppg, 9.2 rpg and 1.82 bpg in 33.4 mpg ... shot .489 from the floor and .667 from the charity stripe ... recorded six double-digit scoring efforts ... had 13 points and 7 rebounds in Game 3 vs. SAS (5/10) ... registered 17 points, 8 rebounds and 4 blocks in Game 5 at HOU (4/30).

2012-13 (NEW ORLEANS): Started all 82 games for the Hornets and averaged a career-high 11.3 ppg, adding 5.6 rpg and 1.56 bpg with .534 shooting (15th in NBA) over 26.0 mpg ... was one of only 15 NBA players to start every regular season game ... logged 46 double-digit scoring games ... had nine double-doubles ... led Hornets in scoring seven times and in rebounds 11 times ... recorded 23 points, 10 rebounds and 4 blocks vs. MEM (3/22) ... tallied a season-high 29 points (9-10 FGA) on 12/26 vs. ORL ... exploded for 24 points, 11 rebounds, 6 blocks and 2 steals in 38 minutes vs. IND (12/22) ... had 21 points, 13 rebounds and 4 blocks and shot 15-of-17 from the line at IND (11/21).

2011-12 (PHOENIX): Came off the bench in 64 games in lockout-shortened campaign ... registered 5.4 ppg, 3.3 rpg and 0.94 bpg ... shot .461 from the field and .714 from the stripe ... put together 11 double-digit scoring efforts ... tallied 15 multi-block games, including two games with 4 swats ... scored 11 points in 14 minutes on 4/18 vs. OKC ... recorded 14 points and 8 rebounds at ORL (3/21) ... scored 13 points vs. CHA (2/4) ...



registered 16 points and 6 boards in 17 minutes at CHI (1/17) ... poured in a season-high 21 points vs. NO (12/26).

2010-11 (PHOENIX): Appeared in 67 games (56 starts) for the Suns and averaged 6.4 ppg, 3.2 rpg and 0.67 bpg in 14.8 mpg ... shot .501 overall and .740 from the free throw line ... logged 18 double-digit scoring performances and two double-doubles ... the Suns were 13-5 when he scored 10+ points ... finished with 13 points and 13 boards vs. DAL (2/17) ... had 14 points and 6 rebounds in 16 minutes at UTA (2/11) ... tallied 15 points, 6 rebounds and 3 blocks vs. CLE (1/9) ... scored a season-high 19 points at OKC (12/19) ... logged 18 points and 14 rebounds vs. LAL (10/29).

2009-10 (PHOENIX): Played in 51 games (31 starts) and averaged 8.4 ppg, 4.9 rpg and 1.04 bpg in 19.3 mpg ... shot a career-high .588 from the field and .704 from the line ... posted 21 double-digit scoring games and four double-doubles ... scored 19 points and brought down 10 rebounds vs. UTA (3/19) ... netted a career-high 30 points on 13-of-16 from the field and corralled 12 boards on 2/26 vs. LAC ... had 18 points and 10 rebounds on 2/16 at MEM ... missed season's first 15 games with broken fifth metatarsal, left foot; then missed season's final 10 games due to a back injury. **2010 PLAYOFFS:** Played in 6 games and averaged 7.8 ppg and 7.8 rpg ... shot .543 from the floor and 1.000 (9-9) from the free throw line.

2008-09 (PHOENIX): Appeared in 60 games (7 starts) in his rookie season ... averaged 3.2 ppg, 2.0 rpg and 0.68 bpg while shooting .518 from the field and .691 from the line ... scored in double figures three times ... collected 14 points in 17 minutes vs. MEM (4/13) ... pulled down 11 rebounds at MIN (4/11) ... finished with 14 points, 7 rebounds and 2 blocks in just his fourth career NBA game on 11/7 at CHI.

CAREER TRANSACTIONS: Selected by Phoenix in the first round (15th overall) of 2008 NBA Draft ... traded with Hakim Warrick and cash to New

Orleans in three-team trade with Minnesota (7/27/12) ... traded with Terrel Harris to Portland in three-team trade with Sacramento (7/10/13) ... signed by the Knicks as a free agent (7/9/15) ... traded by New York along with Jose Calderon and Jerian Grant to the Chicago Bulls for Derrick Rose, Justin Holiday and a 2017 2nd round draft pick (6/22/16).

COLLEGE CAREER: Two-year career at Stanford, where he played alongside his brother Brook and averaged 9.0 ppg, 5.6 rpg and 2.33 bpg over 24.3 mpg in 67 career games (61 starts) ... finished college career second on all-time school list with 156 blocks (Tim Young 187). **2007-08:** In his second season with the Cardinal, averaged 10.2 ppg, 5.7 rpg and 2.31 bpg in 36 games ... shot .534 from the field and .652 from the free throw line ... helped Stanford advance to the Sweet 16 of the NCAA Men's Basketball Tournament ... earned Honorable Mention All-Pac-10 honors and was named to Pac-10's All-Defensive Team. **2006-07:** As a freshman, played in 31 games and recorded 7.5 ppg, 5.5 rpg and a Pac-10-best 2.35 bpg ... shot .480 from the floor and .545 from the line.

PERSONAL: Full name is Robin Byron Lopez ... mother Deborah Ledford was a collegiate swimmer at Stanford and ranked second in the world in the 400 individual medley, and tried out for the 1968 U.S. Olympic team ... has three brothers, Alexander, Christopher and Brook, and one sister, Ursula Richardson ... oldest brother, Alexander, who is 6-foot-10, played college basketball at Santa Clara and Washington while older brother Christopher, who is 6-foot-7, passed on college basketball scholarships to pursue a career as a movie producer ... selected to 2008 USA Basketball Men's Select Team, and was one of just three rookies (Kevin Love, Jerryd Bayless) named to the squad ... film enthusiast who also enjoys comic books, drawing, writing, playing volleyball and swimming ... would like to work as a designer for film or television in post-NBA career.



CAREER REGULAR SEASON STATISTICS:


YEAR	TEAM	G	MIN	FG	FGA	PCT	3FG	3FGA	PCT	FT	FTA	PCT	OFF	DEF	TOT	A	PF	DQ	STL	TO	BLK	PTS	RPG	APG	PPG
08-09	PHX	60	614	71	137	.518	0	1	.000	47	68	.691	52	66	118	8	97	0	11	28	41	189	2.0	0.1	3.2
09-10	PHX	51	986	171	291	.588	0	0	N/A	88	125	.704	104	144	248	7	117	1	10	41	53	430	4.9	0.1	8.4
10-11	PHX	67	991	179	357	.501	0	0	N/A	74	100	.740	82	134	216	8	143	1	18	48	45	432	3.2	0.1	6.4
11-12	PHX	64	895	124	269	.461	0	0	N/A	100	140	.714	90	119	209	20	128	1	18	43	60	348	3.3	0.3	5.4
12-13	NDH	82	2136	384	719	.534	0	0	N/A	161	207	.778	226	236	462	64	167	1	32	110	128	929	5.6	0.8	11.3
13-14	POR	82	2603	355	644	.551	0	1	.000	198	242	.818	326	374	700	73	196	2	25	84	139	908	8.5	0.9	11.1
14-15	POR	59	1638	234	437	.535	0	1	.000	98	127	.772	190	204	394	55	122	0	16	73	84	566	6.7	0.9	9.6
15-16	NYK	82	2219	357	662	.539	0	1	.000	128	161	.795	268	334	602	114	182	2	16	133	129	842	7.3	1.4	10.3
TOTALS		547	12082	1875	3516	.533	0	4	.000	894	1170	.764	1338	1611	2949	349	1152	8	146	560	679	4644	5.4	0.6	8.5

CAREER POSTSEASON STATISTICS:

YEAR	TEAM	G	MIN	FG	FGA	PCT	3FG	3FGA	PCT	FT	FTA	PCT	OFF	DEF	TOT	A	PF	DQ	STL	TO	BLK	PTS	RPG	APG	PPG
09-10	PHX	6	104	19	35	.543	0	0	N/A	9	9	1.000	12	12	24	0	11	0	2	3	1	47	7.8	0.0	7.8
13-14	POR	11	367	43	88	.489	0	0	N/A	24	36	.667	47	54	101	9	40	2	6	11	20	110	10.0	0.8	10.0
14-15	POR	5	117	9	15	.600	0	0	N/A	8	8	1.000	9	13	22	3	15	0	1	5	5	26	5.2	0.6	5.2
TOTALS		22	588	71	138	.514	0	0	N/A	41	53	.774	68	79	147	12	66	2	9	19	26	183	8.3	0.5	8.3

SEASON/CAREER/PLAYOFFS HIGHS:

	2015-16	CAREER	PLAYOFFS
PTS	26 at Detroit (2/4/15)	30 vs. L.A. Clippers (2/26/10)	20 vs. L.A. Lakers (5/23/10)
MIN	44 at L.A. Clippers (3/11/15)	45 vs. Golden State (4/13/14)	39 vs. Houston (5/2/14)
FG	11 three times	13 vs. L.A. Clippers (2/26/10)	8 vs. L.A. Lakers (5/23/10)
FGA	20 vs. Sacramento (3/20/15)	20 vs. Sacramento (3/20/16)	14 at Houston (4/30/14)
3FG	N/A	N/A	N/A
3FGA	N/A	1 two times	N/A
FT	6 at Philadelphia (4/8/16)	15 at Indiana (11/21/12)	6 at San Antonio (5/6/14)
FTA	12 at Philadelphia (4/8/16)	17 at Indiana (11/21/12)	7 two times
OFF. REB	11 vs. Boston (2/2/16)	11 vs. Boston (2/2/16)	7 at San Antonio (5/8/14)
DEF. REB	13 vs. Sacramento (3/20/16)	13 vs. Sacramento (3/20/16)	8 vs. Houston (4/27/14)
REB	20 vs. Sacramento (3/20/16)	20 vs. Sacramento (3/20/16)	13 vs. San Antonio (5/12/14)
AST	5 vs. Atlanta (1/3/16)	5 vs. Atlanta (1/3/16)	3 vs. San Antonio (5/10/14)
STL	116 times	3 vs. Cleveland (11/4/14)	2 vs. Houston (5/2/14)
BLK	6 two times	6 vs. Indiana (12/22/12)	4 two times



9 RAJON RONDO

POSITION: GUARD	COLLEGE: KENTUCKY
HT., WT.: 6-1, 186	BIRTH DATE: 02/22/86
YEARS PRO: 10	PLACE: LOUISVILLE, KY.

HIGHLIGHTS

- Member of Boston's 2008 NBA Championship team
- Four-time NBA All Star (2010, 2011, 2012, 2013)
- Selected to the All-NBA Third Team in 2012
- Voted to the NBA All-Rookie Second Team in 2007
- Two-time selection to the NBA All-Defensive First Team (2010, 2011)
- Named to the NBA All-Defensive Second Team twice (2009, 2012)
- Entering 2016-17, ranks fourth in the NBA for most postseason triple-doubles with 10

2015-16 (SACRAMENTO): Played in 72 games (72 starts) and averaged 11.9 ppg (.454 FG%, .365 3P%, .580 FT%), 6.0 rpg, a league-leading and team-high 11.7 apg (839 total assists were also a league high), 1.96 spg (7th in the NBA) and 35.2 mpg ... scored in double figures in 45 games, 20+ in seven ... grabbed 10+ rebounds in eight games ... dished out 10+ assists in 51 games (Sacramento-era single-season record) and 20 assists in two ... recorded 37 double-doubles and six triple-doubles (Sacramento-era single-season record) ... led team in scoring in four games, rebounding in seven and assists in 67 ... posted season-high 27 points vs. POR (4/5) in a triple-double effort with 10 rebounds and 12 assists ... tied season-high 20 assists vs. CHA (1/25) to go along with 7 points and 10 rebounds ... set season high of 20 assists to go along with 14 points, 8 rebounds, 4 steals and 1 block at CHA (11/23) ... recorded 300th assist of the season at WAS (12/21), becoming the fastest in Kings franchise history (27 games) to dish out 300+ assists in a season, according to Elias Sports Bureau; also fastest since Steve Nash (25 games) did it in 2007 ... missed one game (12/15) due to NBA suspension, one game (1/5) due to lower back spasm, one game (2/26) due to right thumb tendinitis, one game (3/16) due to right 1st MTP joint sprain; "turf toe," right thumb sprain & right shoulder contusion and six games (3/28, 4/2, 4/7, 4/9, 4/11, 4/13) due to rest.

CAREER: Played in 645 games (592 starts) with averages of 11.0 ppg, 4.8 rpg, 8.7 apg, 1.84 spg and 32.9 mpg in 10 seasons with three teams - BOS (2006-07 - 2014-15), DAL (2014-15) and SAC (2015-16) ... holds career shooting marks of .468 from the field, .289 from three and .606 from the free throw line ... in nine seasons with Boston, averaged 11.0 ppg (.473 FG%, .252 3P%, .614 FT%), 4.7 rpg, 8.5 apg, 1.88 spg and 32.9 mpg in 527 games (started 474) ... in only season with Dallas, averaged 9.3 ppg (.436 FG%, .352 3P%, .452 FT%), 4.5 rpg, 6.5 apg, 1.17 spg and 28.7 mpg in 46 games (46 starts) ... led the league in assists per game in 2011-12 (11.7 apg), 2012-13 (11.1 apg) and 2015-16 (11.7 ppg) ... Celtics' all-time leader in

assists per game (8.5) and steals per game (1.9) ... holds the Celtics' single-season assist record with 794 (2009-10) and single-season assist average with 11.7 apg (2011-12).

2014-15 (BOSTON/DALLAS): Played in 68 games (68 starts) and averaged 8.9 ppg (.426 FG%, .314 3P%, .397 FT%), 5.5 rpg, 7.7 apg (5th in the NBA), 1.34 spg (35th in the league) and 29.7 mpg ... prior to being traded to Dallas, averaged 8.3 ppg (.405 FG%, .250 3P%, .333 FT%), 7.5 rpg, 10.8 apg, 1.68 spg and 31.8 mpg in starting all 22 games he played with the Celtics ... recorded three triple-doubles and 15 double-doubles (six with Dallas) ... had four games with 20+ points (three with Dallas) ... had 29 games with 10+ points (20 with Dallas) ... grabbed 10+ rebounds in seven games (one with Dallas) ... dished 10+ assists 20 times (seven with Dallas) ... scored season-high 29 points at BOS (1/2) ... grabbed a season-high 13 rebounds in a triple-double effort (13 pts/11 ast) vs. WAS (12/7) ... handed out season-high 19 assists to go with 12 rebounds at ATL (12/2) ... missed the game at CHI (11/8) due to a left hand procedure, one game with left Achilles soreness at DEN (1/4), left the game at ORL (1/31) in the first quarter with a left orbital fracture/nasal fracture and did not return and missed six games due to the injury (2/2-2/11), was NWT-team suspension at ATL (2/25), left the game vs. GSW (4/4) in the second half with a hyperextended left knee and did not return, and was DND-inactive (rest) at DEN (4/10). **2015 PLAYOFFS:** Appeared in two games (two starts) for the Mavericks and averaged 9.5 points, 1.0 rebound, 3.0 assists and 18.5 minutes.

2013-14 (BOSTON): Played in 30 games (30 starts) and posted 11.7 ppg (.403 FG%, .289 3P%, .627 FT%), 5.5 rpg, 9.8 apg, 1.33 spg and 33.3 mpg ... led the Celtics in scoring four times, rebounds four times, assists 27 times, steals nine times, blocks once and minutes nine times ... recorded one triple-double and 13 double-doubles ... scored in double figures in 17 games, 20+ points in two games ... made his season debut with 8 points, 4 assists and 2 steals vs. LAL (1/17) ... recorded his 4,000th career



assist vs. DAL (2/9) ... recorded season-high 22 points to go with 11 assists and 3 steals vs. ATL (2/26) ... had double-double with 11 points, 19 assists, 2 steals and no turnovers vs. DET (3/9) and passed Bill Russell for 5th-highest assist total in Celtic franchise history ... missed a total of 42 games due to injury: 39 to rehab from a torn ACL, right knee (10/30-1/13), two games due to a bruised left shin (4/11-4/12) and one game due to a strained left hamstring (4/16).

2012-13 (BOSTON): Played in 38 games (38 starts) and averaged 13.7 ppg (.484 FG%, .240 3P%, .645 FT%), 5.6 rpg, a league-high 11.1 apg, 1.79 spg and 37.4 mpg ... named as a starter for the Eastern Conference in the 2013 NBA All-Star Game in Houston ... scored season-high 30 points vs. CHI (1/18) ... recorded first triple-double of the season (16 pts/season-high 13 reb/14 ast) along with 3 steals and 3 blocks at PHI (12/7) ... tied John Stockton for the second-longest streak with 10+ assists in a game at ORL (11/25) by recording 16 against the Magic, which marked his 37th consecutive game with 10+ assists (also a career-long streak) ... had streak snapped the next game when he was ejected just before halftime for an altercation ... dished out season-high 20 assists vs. TOR (11/17) and vs. PHI (11/9) ... suffered a torn ACL in right knee at Atlanta (1/25) and was ruled out for the remainder of the season on 1/27 (44 games).

2011-12 (BOSTON): Played in 53 games (53 starts) and averaged 11.9 ppg (.448 FG%, .238 3P%, .597 FT%), 4.8 rpg, league-high 11.7 apg, 1.79 spg and 36.9 mpg ... became the first Celtic to lead the NBA in assists per game since Bob Cousy during the 1959-60 season ... named to the Eastern Conference All-Star Team as a replacement for Joe Johnson and had 2 points, 2 rebounds and 8 assists in 16 minutes in the All-Star Game ... was named as a replacement for Stephen Curry for the Taco Bell Skills Challenge at All-Star weekend and finished in 2nd place ... tied season-high 20 assists in triple-double effort (10 pts/10 reb/20 ast) vs. ATL (4/11) ... recorded triple-double with 18 points, a career-high 17 rebounds and a season-high 20 assists vs. NYK (3/4), becoming the first player to hit such numbers since Wilt Chamberlain recorded 22 points, 25 rebounds, 21 assists on 2/2/68; Rondo and Magic Johnson are the only two players since 1983 to record 17+ points, rebounds and assists in a game ... scored career-high 35 points vs. DET (2/15) ... posted 15th career triple-double with 32 points (11-22 FG, 10-13 FT), 10 rebounds and 15 assists vs. CHI (2/12), becoming the first player in more than two decades to record a 30-15-10 triple-double with 10 FGM and 10 FTM in a non-OT game (joining Magic Johnson, Michael Jordan, Hakeem Olajuwon and Larry Bird as the only players to accomplish that feat since 1980 – with Olajuwon's being the most recent in 1989) ... appeared in his 400th career game vs. CHA (2/7) ... recorded his 3,000th career assist vs. CHI (1/13) ... passed K.C. Jones for 8th place on the Celtics all-time assist list on opening night when he recorded 13 assists to go with his 31 points, 5 rebounds and 5 steals at NYK (12/25) ... missed four games due to injury. **2012 PLAYOFFS:** Appeared in 19 games (19 starts) with averages of 17.3 ppg (career playoff high), 6.7 rpg, league postseason-high 11.9 apg and 2.37 spg in 42.6 mpg ... notched four triple-doubles in the postseason ... scored a playoff career-high 44 points to go with 8 rebounds, 10 assists and 3 steals in 53 minutes in Game 2 of the Eastern Conference Finals at MIA (5/30), became the first player in NBA postseason history to record those totals in a game ... became just the second player in NBA playoff

history to record 13+ assists in the first five games of a series (joining Magic Johnson) when he did so in Games 1-5 vs. PHI ... averaged 14.1 ppg, 7.4 rpg and 12.7 apg vs. PHI; only one other player has matched or bettered those totals for a seven-game series: Magic Johnson against BOS in 1984 NBA Finals: 18.0 ppg, 7.7 rpg and 13.6 apg.

2010-11 (BOSTON): Played in 68 games (68 starts) and averaged 10.6 ppg (.475 FG%, .233 3P%, .568 FT%), 4.4 rpg, 11.2 apg (2nd in the NBA), 2.25 spg (2nd in the NBA) and 37.2 mpg ... led the team in scoring four times, rebounds seven times, assists 65 times, steals 37 times, blocks once and minutes 30 times ... posted a team-high 31 double-doubles ... scored in double figures in 36 games, 20+ in five games ... named to his second consecutive All-Star Game as a member of the Eastern Conference reserves ... had second triple-double (12 pts/10 reb/23 ast) to go with a season-high 6 steals vs. SAS (1/5) ... recorded first triple-double of the season (10 pts/10 reb/career-high 24 ast) vs. NYK (10/29) ... set the NBA record for most assists through four games (67) previously held by John Stockton and Magic Johnson (65) ... tallied season-high 26 points vs. ORL (2/6). **2011 PLAYOFFS:** Played in nine games (nine starts) and averaged 14.0 ppg, 5.4 rpg, 9.6 apg, 1.11 spg and 38.3 mpg ... notched sixth career postseason triple-double (15 pts/11 reb/20 ast) at NYK (4/22), joining Magic Johnson as the only other player in NBA history to record a postseason triple-double with 20+ assists ... dislocated his left elbow during the third quarter of Game 3 vs. MIA (5/7) but did not miss any games due to the injury.

2009-10 (BOSTON): Played in a career-high 81 games (81 starts) and averaged 13.7 ppg (.508 FG%, .213 3P%, .621 FT%), 4.4 rpg, 9.8 apg, a league-high 2.33 spg and 36.6 mpg ... led the NBA in total steals (189) ... recorded 10+ assists in 45 games ... led the Celtics in assists in 80 games, in points 14 times, in rebounds 13 times and in steals in 56 games ... had two triple doubles and a career-high 40 double-doubles ... earned his first All-Star Game appearance when he was named as a reserve to the 2010 Eastern Conference team ... became the first Celtic since Sherman Douglas to record five 15+ assist games in one calendar year since Douglas had five in 1993 ... handed out a season-high 18 assists vs. SAC (3/26) ... played his 300th career game vs. DET (3/15) ... tallied season-high 30 points to go with 15 assists and 3 steals at GSW (12/28), becoming just the third Celtic to post 30 points and 15 assists in the same game (joining Larry Bird and Bob Cousy) ... pulled down a season-high 13 boards at ORL (12/25) ... recorded 11 points, 9 rebounds, 13 assists and 5 steals vs. MIL (12/8), becoming the first Celtic to post those numbers since the Elias Sports Bureau began tracking steals during the 1973-74 season ... missed game vs. TOR (1/2) due to a strained left hamstring. **2010 PLAYOFFS:** Played in 24 games (24 starts) and averaged 15.8 ppg (.463 FG%, .375 3P%, .596 FT%), 5.6 rpg, 9.3 apg, 1.92 spg and 40.6 mpg ... had two triple-doubles ... became just the third player in NBA postseason history to record a triple-double of 29 points, 18 rebounds and 13 assists vs. CLE in Game 4 of the Eastern Conference Semifinals (Oscar Robertson, Wilt Chamberlain) ... recorded 21 points, 12 assists and 5 steals in the deciding Game 6 vs. CLE (5/13), marking the fifth time a player recorded those numbers in a deciding game in which his team was the winner (Johnny Moore, Clyde Drexler, Michael Jordan, Jason Kidd) ... moved into 6th place all-time in Celtics postseason history for assists.



2008-09 (BOSTON): Played in 80 games (80 starts) and averaged 11.9 ppg (.505 FG%, .313 3P%, .642 FT%), 5.2 rpg, 8.2 apg, 1.86 spg and 33.0 mpg ... among NBA leaders, ranked 6th in assists and 5th in steals ... finished 5th in the NBA in total assists (659) ... scored in double figures in 43 games, 20+ in 13 games and 30+ in two games ... had 13 double-doubles and two triple-doubles ... scored season-high 32 points on his 23rd birthday at PHX (2/22) ... dished out a season-high 17 assists twice (12/3 vs. IND, 2/27 vs. IND). **2009 PLAYOFFS:** Appeared in 14 games (14 starts) and averaged 16.9 ppg (.417 FG%, .250 3P%, .657 FT%), a playoff career-high 9.7 rpg, 9.8 apg, 2.50 spg and 41.2 mpg ... joined Larry Bird as the only Celtics to have posted three triple-doubles in the same postseason.

2007-08 (BOSTON): Played in 77 games (77 starts) and averaged 10.6 ppg (.492 FG%, .263 3P%, .611 FT%), 4.2 rpg, 5.1 apg, 1.68 spg and 29.9 mpg ... among NBA leaders, ranked 13th in steals, 35th in FG% (.492) and 22nd in assists (5.1) ... named to the T-Mobile Rookie-Sophomore Challenge and Youth Jam where he was a starter recording 6 points and 6 assists in 18 minutes of action ... scored 20+ points in eight games ... dished out 10+ assists in six games ... led Celtics in assists 36 times, in rebounds five times and in scoring twice ... became the first Celtic since Sherman Douglas in 1995 to record 15+ assists in a game when he dished out a season-high 16 assists vs. CHA (2/29) ... tallied season-high 24 points vs. LAC (2/6) ... grabbed season-high 12 boards vs. DAL (1/31) in double-double effort with 14 points. **2008 PLAYOFFS:** Played in 26 games (26 starts) during the Celtics' championship run ... averaged 10.2 ppg (.407 FG%, .250 3P%, .691 FT%), 4.1 rpg, 6.6 apg, 1.73 spg and 32.0 mpg ... had two double-doubles ... recorded second-highest single play-off assist mark by a Celtic in postseason history (172) ... recorded 16 assists in Game 2 of the Finals, the most recorded by a player since Magic Johnson had 20 assists in 1991 ... had 21 points, 7 rebounds, 8 assists and 6 steals in 32 minutes in Game 6 of the NBA Finals vs. LAL (6/17) ... his 6 steals in Game 6 tied for 2nd all-time in steals recorded in a single game (with John Havlicek, Steve Mix and Maurice Cheeks).

2006-07 (BOSTON): Played in 78 games (25 starts) and averaged 6.4 ppg (.418 FG%, .207 3P%, .647 FT%), 3.7 rpg, 3.8 apg, 1.64 spg and 23.5 mpg ... had 14 points, 8 rebounds, 8 assists and a then-career-high 7

steals at IND (4/7) ... grabbed a season-high 14 boards at SAS (3/17) ... had 12 points, 8 assists and 7 boards in a season-high 47 minutes vs. CHI (3/11) ... dished out a season-high 11 assists at DET (2/6) ... in first career start, tied season high of 23 points to go along with 6 rebounds, 6 assists and 4 steals vs. LAC (2/2) ... recorded first career double-double with 10 points, 10 boards and 7 assists at WAS (1/20) ... tallied season-high 23 points with 5 assists and 4 steals vs. TOR (1/12).

CAREER TRANSACTIONS: Selected by Phoenix Suns in the first round (21st pick overall) of 2006 NBA Draft ... draft rights traded by Suns with Brian Grant to Boston Celtics for a first-round pick in 2007 draft (6/28/06) ... traded with Dwight Powell to Dallas in exchange for Brandon Wright, Jae Crowder, Jameer Nelson, a 2015 first round pick and a 2016 second round pick (12/18/14) ... signed as a free agent with the Sacramento Kings (7/13/15) ... signed as a free agent with the Chicago Bulls (7/7/16).

COLLEGE CAREER: 2005-06: Led the SEC in assists (4.9) and ranked second in steals (2.0), while averaging 11.2 ppg and a team-high 6.1 rpg ... scored in double figures in 17 games ... grabbed 10+ rebounds in five games ... tallied career-high 25 points (7-12 FG) and 7 assists vs. Louisville ... recorded a double-double with 15 points and 10 rebounds vs. West Virginia ... pulled down a career-high 19 rebounds vs. Iowa, the highest total ever by a Kentucky guard ... dished out a career-high 12 assists with no turnovers vs. Ole Miss ... recorded 11 points, 8 rebounds and 6 assists vs. Connecticut in the second round of the NCAA Tournament. **2004-05:** Named to the SEC All-Freshman Team ... set Kentucky single-season record for steals with 87 ... had at least 1 steal in each game ... tied Kentucky's single-game record with 8 steals in just 20 minutes vs. Mississippi State ... scored in double figures in his first three NCAA Tourney games ... handed out a season-high 8 assists with no turnovers at Vanderbilt.

PERSONAL: Full name is Rajon Pierre Rondo ... son of Amber Rondo ... attended Louisville's Eastern High School for three years before transferring to Virginia's Oak Hill Academy for his senior year ... favorite NBA player growing up was Isiah Thomas ... enjoys shopping in his spare time ... favorite actor is Will Smith.



FRONT OFFICE

BASKETBALL OPS.

PLAYERS

THE NBA

OPPONENTS

2015-16 SEASON

RECORDS

PLAYOFFS

HISTORY

COMMUNITY

MEDIA

CAREER REGULAR SEASON STATISTICS:


YEAR	TEAM	G	MIN	FG	FBA	PCT	3FG	3FBA	PCT	FT	FTA	PCT	OFF	DEF	TOT	A	PF	DQ	STL	TO	BLK	PTS	RPG	APG	PPG
06-07	BOS	78	1831	188	450	.418	6	29	.207	119	184	.647	74	218	292	297	181	1	128	137	8	501	3.7	3.8	6.4
07-08	BOS	77	2306	351	713	.492	5	19	.263	107	175	.611	78	244	322	393	187	1	129	147	13	814	4.2	5.1	10.6
08-09	BOS	80	2642	383	759	.505	15	48	.313	172	268	.642	100	316	416	659	193	0	149	209	11	953	5.2	8.2	11.9
09-10	BOS	81	2963	459	904	.508	17	80	.213	175	282	.621	100	260	360	794	198	0	189	246	11	1110	4.4	9.8	13.7
10-11	BOS	68	2527	318	670	.475	10	43	.233	75	132	.568	87	210	297	760	120	0	153	234	11	721	4.4	11.2	10.6
11-12	BOS	53	1957	256	572	.448	10	42	.238	108	181	.597	62	195	257	620	99	0	95	193	3	630	4.8	11.7	11.9
12-13	BOS	38	1423	225	465	.484	12	50	.240	60	93	.645	43	169	212	420	96	1	70	148	9	522	5.6	11.1	13.7
13-14	BOS	30	998	141	350	.403	26	90	.289	42	67	.627	22	142	164	294	65	0	40	99	2	350	5.5	9.8	11.7
14-15	BOS/DAL	68	2018	275	645	.426	27	86	.314	31	78	.397	73	300	373	538	153	0	91	210	7	608	5.5	7.9	8.9
15-16	SAC	72	2537	355	782	.454	62	170	.365	87	150	.580	77	358	435	839	175	1	141	278	10	859	6.0	11.7	11.9
TOTALS		645	21202	2951	6310	.468	190	657	.289	976	1610	.606	716	2412	3128	5614	1467	5	1185	1901	85	7068	4.8	8.7	11.0

CAREER POSTSEASON STATISTICS:

YEAR	TEAM	G	MIN	FG	FBA	PCT	3FG	3FBA	PCT	FT	FTA	PCT	OFF	DEF	TOT	A	PF	DQ	STL	TO	BLK	PTS	RPG	APG	PPG
07-08	BOS	26	831	107	263	.407	5	20	.250	47	68	.691	39	68	107	172	74	0	45	47	8	266	4.1	6.6	10.2
08-09	BOS	14	577	93	223	.417	6	24	.250	44	67	.657	32	104	136	137	47	0	35	38	3	236	9.7	9.8	16.9
09-10	BOS	24	975	151	326	.463	9	24	.375	68	114	.598	38	96	134	223	57	0	46	72	3	379	5.6	9.3	15.8
10-11	BOS	9	345	51	107	.477	0	3	.000	24	38	.632	11	38	49	86	16	0	10	33	0	126	5.4	9.6	14.0
11-12	BOS	19	810	141	301	.468	8	30	.267	39	56	.696	35	93	128	227	40	0	45	72	2	329	6.7	11.9	17.3
14-15	DAL	2	37	9	20	.450	1	2	.500	0	0	.000	1	1	2	6	6	0	0	2	0	19	1.0	3.0	9.5
TOTALS		94	3575	552	1240	.445	29	103	.282	222	343	.647	156	400	556	851	240	0	181	264	16	1355	5.9	9.1	14.4

SEASON/CAREER/PLAYOFFS HIGHS:

	2015-16	CAREER	PLAYOFFS
PTS	27 vs. Portland (4/5/16)	35 vs. Detroit (2/15/12)	44 at Miami (5/30/12)
MIN	48 two times	53 vs. Dallas (12/12/12)	58 at Chicago (4/30/09)
FG	11 vs. Portland (4/5/16)	15 vs. Detroit (2/15/12)	16 at Miami (5/30/12)
FBA	20 vs. Golden State (11/7/15)	27 vs. Detroit (2/15/12)	24 at Miami (5/30/12)
3FG	4 two times	5 at Boston (1/2/15)	2 six times
3FBA	7 at New Orleans (3/7/16)	7 three times	4 two times
FT	7 two times	11 two times	12 at Cleveland (5/1/10)
FTA	14 vs. Dallas (11/30/15)	15 vs. Utah (12/15/08)	16 vs. Cleveland (5/9/10)
OFF. REB	5 vs. Denver (2/19/16)	6 three times	7 vs. Chicago (4/20/09)
DEF. REB	10 two times	13 two times	14 vs. Cleveland (5/9/10)
REB	12 two times	17 vs. New York (3/4/12)	18 vs. Cleveland (5/9/10)
AST	20 two times	24 vs. New York (10/29/10)	20 at New York (4/22/11)
STL	6 at Boston (2/7/16)	8 vs. Memphis (3/23/11)	6 vs. LA. Lakers (6/17/08)
BLK	110 times	3 two times	2 two times



11 DOUG McDERMOTT

POSITION: FORWARD**HT., WT.:** 6-8, 223**YEARS PRO:** 2**COLLEGE:** CREIGHTON**BIRTH DATE:** 01/03/92**PLACE:** GRAND FORKS, N.D.**HIGHLIGHTS**

- Received all seven Men's College Basketball National Player of the Year Awards (2014)
- Two-time Missouri Valley Conference Player of the Year (2012, 2013)
- Led the nation in scoring with 26.7 ppg (934) in his senior season (2013-14)
- In 2015-16, recorded five 20+ point performances, including career-high 30-point game

2015-16 (CHICAGO): Played in 81 games on the year (4 starts) and averaged 9.4 ppg, 2.4 rpg and 0.7 apg in 23.0 mpg, and shot .452 from the field, .425 from beyond the arc and .857 from the line ... in four starts, averaged 11.5 ppg and 1.8 rpg in 22.2 mpg, and shot .548 from the field, .533 from 3-point territory and .800 from the stripe ... tallied 37 games with 10+ points and five games with 20+ points ... led the team in scoring five times, minutes three times and in assists once ... posted 18 games with three or more 3FGM ... dished a career-best 4 assists at NOP (4/11) ... tallied a career-high 9 rebounds at HOU on (3/31) ... tied career high of five 3PM vs. BKN (3/17) ... scored 20+ points in consecutive games for the first time in his career (29) at TOR (3/14) and (20) at WAS (3/16) ... posted double-digit scoring for career-long seven-game streak from 2/19 - 3/2 ... went 7-of-7 from FT line at ATL (2/26), a career-high for FTM ... set career high scoring with first 30-point game vs. TOR (2/19); also made career-high 13 FG in the game ... played career-high 37 minutes vs. ATL (2/10) ... grabbed 8 rebounds (Career-high 4 of which were offensive) vs. PHI (12/14) ... made first NBA start vs. OKC (11/5) ... missed one game with a right knee injury (12/28).

CAREER: Throughout two NBA seasons, has played in 117 games (four starts), and has averaged 7.5 ppg, 2.0 rpg and 0.6 apg in 18.6 mpg, and shot .445 from the field, .410 from three and .828 from the free throw line ... has also played in three playoff games.

2014-15 (CHICAGO): Appeared in 36 games on the year and averaged 3.0 ppg and 1.2 rpg in 8.9 mpg and shot .402 from the field, .317 from downtown and .667 from the line ... recorded four games with 10 or more points ... posted 13 points (3-4 3FG) at CHA (3/13) ... recorded a season-high 16 points (8-17 FG) at IND (3/6) ... posted 12 points in 11:39 of action vs. ORL (11/4) ... recorded 18 DNP-CDs and was on the team's Inactive List 28 times ... missed 24 games with a right knee injury (12/2, 12/6-1/17) and three games with back soreness (3/25-4/1). **2015 PLAYOFFS:** Appeared in three games and averaged 1.7 ppg in 3.3 mpg ... recorded nine DNP-CDs.

CAREER TRANSACTIONS: Selected in the first round (11th overall) by the Denver Nuggets in the 2014 NBA Draft (6/26/13) ... traded by Denver, along with Anthony Randolph, in exchange for Jusuf Nurkic (16th overall pick) and Gary Harris (19th overall pick) and the lesser of Chicago's two 2015 second-round picks (6/26/14).

COLLEGE CAREER: Played in 145 games and averaged 21.7 ppg, 7.5 rpg, 1.3 apg in 31.5 mpg ... shot .550 from the field, .458 from the three and .831 from the free throw line ... named the Consensus National Player of the Year in 2014 ... finished his career as one of only three players in NCAA history with 3,000 points and 1,000 rebounds in a career (Lionel Simmons and Harry Kelly) ... was also the eighth player in collegiate basketball history to surpass 3,000 career points, good for fifth all-time with 3,150 career points ... scored in double figures in an NCAA record 135 games ... one of only 11 players to earn three straight First Team AP All-America honors since the inception of the awards in 1947-48 ... was a three-time Wooden and USBWA All-American ... led the Bluejays to three straight NCAA Tournaments (2012-14) ... holds school records for points (3,150), FGM (1,141), 3PM (.458) and FTM (594), as well as the single-season mark for points (934) and FGM (330) ... owns the top three single-season scoring marks in Bluejays history ... in his final season with the Bluejays, he led the nation in scoring with 26.7 ppg, and for the second straight season, he led the country in total points with 934 ... he also ranked second in the country with 330 FGM and ranked ninth in 3PM with a .449 clip ... he led Creighton to a record of 27-8 and a second-place finish in the Big East ... for his efforts, he earned Big East Player of the Year honors, as well as 13 National Player of the Year honors including: Associated Press, The Naismith Trophy, USBWA, Oscar Robertson Trophy, the John R. Wooden Award and the Lute Olson Award ... he became the first player to earn 64 or more of the 65 votes for the Associated Press Player of the Year honor. **2013-14:** Played in 35 games and averaged 26.7 ppg, 7.0 rpg, 1.3 apg in 31.5 mpg ... shot .526 from the



field, .449 from the three and .864 from the free throw line ... he posted 13 games with 30 or more points. **2012-13:** Played in 36 games and averaged 23.2 ppg, 7.7 rpg, 1.6 apg in 31.6 mpg ... shot .548 from the field, .490 from downtown and .875 from the charity stripe ... claimed Missouri Valley Conference Player of the Year for the second straight year ... was named First Team All-American by the Associated Press, NABC, USBWA and Basketball Times and was selected Second Team All-American by ESPN.com and Sporting News ... was a finalist for the Oscar Robertson Trophy, the Wooden Award and Naismith Award ... was selected the USBWA District VI Player of the year and became the first player in Missouri Valley Conference Tournament history to repeat as the Most Outstanding Player. **2011-12:** Played in 35 games and averaged 22.9 ppg, 8.2 rpg, 1.1 apg in 31.9 mpg ... shot .601 from the field, .486 from three and .796 from the charity stripe ... garnered Missouri Valley Conference Player of the Year honors ... named First Team All-American by the Associated Press, the USBWA, NABC and ESPN.com and Second Team All-American by The Sporting News and CBSSports.com ... was a finalist for the Wooden and Naismith National Player of the Year Awards, and won the CollegeInsider.com Lute Olson National Player of the Year

award. 2010-11: Played in 39 games and averaged 14.9 ppg, 7.2 rpg, 1.2 apg in 29.1 mpg ... shot .525 from the field, .405 from downtown and .746 from the free throw line ... in Omaha, his 581 points were the most by a freshman in MVC history ... became the first freshman to be named First Team All-MVC since Wichita State's Cleo Littleton in 1952 ... also became the third freshman (Carmelo Anthony, Kevin Durant) nationally since 2002 to post at least 525 points, 270 rebounds and 40 three-pointers ... was named to USBWA Freshman All-America Second Team.

PERSONAL: Full name is Douglas Richard McDermott ... son of Greg and Theresa ... majored in marketing while at Creighton ... was a high school teammate of Dallas Mavericks forward Harrison Barnes at Ames High School ... helped guide Ames High to 53 straight wins and back-to-back state titles ... named First Team All-State after averaging 20.1 ppg and 7.8 rpg his senior season ... scored a team-high 21 points in Ames High's 2010 state title win over Southeast Polk ... originally signed to play with the University of Northern Iowa, but was released from his letter-of-intent for the chance to play for his father at Creighton ... enjoys playing golf and traveling in his spare time.

CAREER REGULAR SEASON STATISTICS:

YEAR	TEAM	G	MIN	FG	FBA	PCT	3FG	3FBA	PCT	FT	FTA	PCT	OFF	DEF	TOT	A	PF	DQ	STL	TO	BLK	PTS	RPG	APG	PPG
14-15	CHI	36	321	43	107	.402	13	41	.317	10	15	.667	6	37	43	6	29	0	4	17	1	109	1.2	0.2	3.0
15-16	CHI	81	1861	291	644	.452	110	259	.425	72	84	.857	37	158	195	59	127	0	14	53	6	764	2.4	0.7	9.4
TOTALS		117	2182	334	751	.445	123	300	.410	82	99	.828	43	195	238	65	156	0	18	70	7	873	2.0	0.6	7.5

CAREER POSTSEASON STATISTICS:

YEAR	TEAM	G	MIN	FG	FBA	PCT	3FG	3FBA	PCT	FT	FTA	PCT	OFF	DEF	TOT	A	PF	DQ	STL	TO	BLK	PTS	RPG	APG	PPG
14-15	CHI	3	10	1	3	.333	1	2	.500	2	2	1.000	1	1	2	1	0	0	0	1	0	5	0.7	0.3	1.7
TOTALS		3	10	1	3	.333	1	2	.500	2	2	1.000	1	1	2	1	0	0	0	1	0	5	0.7	0.3	1.7

SEASON/CAREER/PLAYOFFS HIGHS:

	2015-16	CAREER	PLAYOFFS
PTS	30 vs. Toronto (2/19/16)	30 vs. Toronto (2/19/16)	5 at Milwaukee (4/30/15)
MIN	37 at Houston (3/31/16)	37 at Houston (3/31/16)	6 at Milwaukee (4/30/15)
FG	13 vs. Toronto (2/19/16)	13 vs. Toronto (2/19/16)	1 at Milwaukee (4/30/15)
FBA	17 vs. Toronto (2/19/16)	17 twice	3 at Milwaukee (4/30/15)
3FG	5 twice	5 twice	1 at Milwaukee (4/30/15)
3FBA	8 three times	8 three times	2 at Milwaukee (4/30/15)
FT	7 twice	7 twice	2 at Milwaukee (4/30/15)
FTA	8 at Toronto (3/14/16)	8 at Toronto (3/14/16)	2 at Milwaukee (4/30/15)
OFF. REB	4 vs. Philadelphia (12/14/15)	4 vs. Philadelphia (12/14/15)	1 at Milwaukee (4/30/15)
DEF. REB	7 twice	7 twice	1 vs. Cleveland (5/14/15)
REB	9 at Houston (3/31/16)	9 at Houston (3/31/16)	1 two times
AST	4 at New Orleans (4/11/16)	4 at New Orleans (4/11/16)	1 vs. Cleveland (5/14/15)
STL	118 times	118 times	N/A
BLK	1 seven times	1 seven times	N/A



16 PAUL ZIPSER

POSITION: GUARD/FORWARD**HT., WT.:** 6-8, 210**YEARS PRO:** ROOKIE**TEAM:** BAYERN MUNICH**BIRTH DATE:** 02/18/94**PLACE:** HEIDELBERG, GERMANY**HIGHLIGHTS**

- Named the Basketball Bundesliga's Best German Young Player of 2015-16
- Named MVP of the 2016 Adidas Eurocamp in Treviso, Italy
- Member of Germany's men's basketball national team since 2015

2015-16 (BAYERN MUNICH): Appeared in 60 games (BBL, Euroleague and Eurocup combined) and averaged 6.9 ppg, 3.6 rpg and 1.4 apg in 18.1 mpg ... shot .495 from the field, .417 from 3-point land and .839 from the free throw line ... in 40 games with Germany's Basketball Bundesliga, averaged 7.1 ppg, 3.6 rpg and 1.4 apg in 18.2 mpg ... shot .494 from the floor, .436 from downtown and .807 from the stripe ... in 20 games of Euroleague and Eurocup competition, posted averages of 6.7 ppg, 3.6 rpg, 1.3 apg and 0.65 bpg in 17.9 mpg ... shot .495 from the field, .378 from long range and .958 from the foul line ... tallied 20 double-digit scoring performances ... had 12 games with multiple 3PM ... grabbed a season-high 8 rebounds on 2/16 vs. Goettingen (and also on 2/10 and 2/7) ... poured in 22 points on a perfect 6-6 FG and grabbed 6 rebounds on 1/27 vs. Bilbao ... recorded 14 points on a perfect 6-6 shooting at Banvitspor (1/6) ... helped Bayern Munich advance to the German Cup championship match ... guided the team to the quarterfinals of the Eurocup.

CAREER TRANSACTIONS: Selected in the second round (48th overall) by the Chicago Bulls in the 2016 NBA Draft (6/23/16).

CAREER: In 159 games spanning the BBL, ProA, Eurocup and Euroleague, averaged 5.6 ppg, 2.7 rpg and 1.1 apg and shot .484 overall, .442 from 3-point range and .786 from the charity stripe ... played three seasons for USC Heidelberg (2010-13) and three seasons for Bayern Munich (2013-16) ... member of the German men's basketball national team and made his debut on 7/30/15 during FIBA EuroBasket 2015 ... averaged 5.2 ppg, 5.2 rpg and 1.2 apg for the tournament ... has played for Germany's national under-16 and under-18 teams ... participated in the Albert Schweitzer Tournament in 2012 and was named to the All-Tournament Team, averaging 14.6 ppg, 5.0 rpg and 2.3 apg.

2014-15 (BAYERN MUNICH): Played in 43 games between BBL, Eurocup and Euroleague action ... averaged 4.4 ppg, 2.2 rpg and 0.8 rpg in 12.3 mpg ... shot .475 overall, .409 from three and .787 from the line ... in BBL play (35 games), posted averages of 4.4 ppg, 2.2 rpg and 0.9 apg in 12.4 mpg ... shot .449 from the floor, .410 from distance and .762 from the foul line ... in Eurocup and Euroleague action (8 games), averaged 4.1 ppg, 2.1 rpg and 0.6 apg in 11.5 mpg ... shot .619 overall, .400 from behind the arc and 5-of-5 on FT.

2013-14 (BAYERN MUNICH): Appeared in 24 games between BBL and Euroleague ... averaged 3.4 ppg, 1.9 rpg and 0.6 apg in 8.5 mpg ... shot .450 from the floor, .429 from behind the arc and .792 from the line ... in BBL play (19 games), averaged 3.2 ppg, 2.2 rpg and 0.6 apg in 8.7 mpg ... shot .477 from the field, .444 from long range and .688 from the free throw line ... in five games, averaged 4.2 ppg, 1.0 rpg and 0.6 apg in 7.7 mpg ... shot .375 overall, .333 from 3-point land and 8-of-8 on FT ... scored in double digits three times.

2012-13 (HEIDELBERG/BAYERN MUNICH): Played in four games between Heidelberg in the ProA league and Bayern Munich in BBL ... averaged 3.8 ppg, 2.0 rpg and 1.3 apg in 9.4 mpg ... shot .286 from the field, .500 from downtown and 4-of-4 on FT.

2011-12 (HEIDELBERG): In 22 games with Heidelberg, averaged 7.9 ppg, 3.0 rpg, 1.2 apg and 1.05 bpg ... shot .558 from the field, .553 from behind the arc and .846 from the foul line.

2010-11 (HEIDELBERG): In 4 games, averaged 1.8 ppg, 0.3 rpg, 0.3 apg and 0.50 bpg ... shot .875 from the free throw line.

PERSONAL: Son of Dieter and Britta ... has two sisters, Anne and Helen ... lists favorite soccer club as FC Bayern Munich.

CAREER REGULAR SEASON STATISTICS:

SEASON	TEAM	G	MIN	FG	FGA	PCT	3FG	3FGA	PCT	FT	FTA	FT%	OFF	DEF	TOT	A	PF	STL	TO	BLK	PTS	RPG	APG	PPG
10-11	Heidel	4		0	4	.000	0	0	2	.000	7	.875			1	1	1	1	2	7	0.3	0.3	1.8	
11-12	Heidel	22		63	113	.558	26	47	.553	22	26	.846			66	26	7	7	23	174	3.0	1.2	7.9	
12-13	Heidel/Bay	4	38	4	14	.286	3	6	.500	4	4	1.000	4	4	8	5	5	1	2	4	15	2.0	1.3	3.8
13-14	Bayern	24	203	27	60	.450	9	21	.429	19	24	.792	13	33	46	15	24	6	16	2	82	1.9	0.6	3.4
14-15	Bayern	43	530	66	139	.475	18	44	.409	37	47	.787	31	62	93	35	71	14	34	12	187	2.2	0.8	4.3
15-16	Bayern	60	1087	137	277	.495	48	115	.417	94	112	.839	44	172	216	81	139	25	55	28	416	3.6	1.4	6.9
TOTALS		157	1858	297	607	.489	104	235	.443	183	221	.828	92	271	363	136	239	46	107	46	700	2.3	0.9	4.5



7 MICHAEL CARTER-WILLIAMS

POSITION: GUARD	COLLEGE: SYRACUSE
HT., WT.: 6-6, 190	BIRTH DATE: 10/10/91
YEARS PRO: 3	PLACE: HAMILTON, MASS.

HIGHLIGHTS

- Joined Oscar Robertson, Magic Johnson, Grant Hill, Steve Francis and LeBron James as only players to average at least 15.0 points, 5.0 rebounds and 6.0 assists through their first two NBA seasons
- 2013-14 Kia NBA Rookie of the Year and unanimous All-Rookie First Team selection
- At 2014 NBA All-Star Weekend, competed in BBVA Rising Stars Challenge and Taco Bell Skills Challenge, selected to 2015 BBVA Rising Stars Challenge but did not play due to injury
- Invited to participate in 2015 USA Basketball Men's National Team minicamp in Las Vegas

2015-16 (MILWAUKEE): Played in 54 games (37 starts) and averaged 11.5 ppg, 5.2 apg, 5.1 rpg and 1.5 spg in 30.5 mpg ... missed the final 23 games of the season after undergoing surgery to repair a torn labrum in his left hip ... posted a season-high 24 points at GSW on 12/18 ... had a season-high 13 assists with 18 points at SAC on 2/1 ... grabbed a season-high 12 rebounds on 1/8 vs. DAL and on 1/22 at HOU ... dished out 6+ assists in 10 straight games from 12/29-1/15 ... logged six double-doubles ... had 32 double-figure scoring games and six 20+ point games.

CAREER: In two NBA seasons (190 games, 170 starts), has averaged 14.5 ppg, 5.6 apg, 6.1 apg 1.69 spg and 0.60 bpg in 32.7 mpg ... shooting .412 from the field, .255 from distance and .690 from the foul line ... has also appeared in six playoff games (all starts) and averaged 12.2 ppg, 4.5 rpg, 4.8 apg, 1.17 spg and 1.00 bpg in 31.8 mpg.

2014-15 (PHILADELPHIA/MILWAUKEE): Appeared in 66 games (63 starts) and averaged 14.6 ppg, 5.3 rpg, 6.7 apg (11th in NBA) and 1.68 spg (15th) in 32.6 mpg ... shot .396 from the floor, .235 from long range and .694 from the stripe ... tied season high of 30 points vs. PHI on 4/13 ... scored season-high 30 points vs. CLE on 4/8 and tied his career high for FGM with 13 ... recorded first double-double in a Bucks uniform on 4/1 vs. CHI with 21 points and 10 rebounds and also set season high for offensive rebounds (4) ... played season-high 46 minutes at BKN on 3/20 ... set career highs in free throws made (12) and attempted (15) on 3/12 at IND ... made Bucks debut on 2/25 vs. PHI, his former team, and recorded 7 points and 2 steals in 18 minutes, along with 8 assists and only 1 turnover ... named to his second straight BBVA Compass Rising Stars Challenge on 1/28 ... scored 20+ points 15 times and in a career-high three straight games from 1/13-16 ... recorded 11 double-doubles and three triple-doubles ... shot .780 (85-of-109) from the free-throw

line in 25 games with MIL after going just .643 (117-of-182) in 41 games with PHI ... one of six players to average at least 14.0 points, 5.0 rebounds and 6.0 assists in 2014-15 (Harden, Westbrook, Bledsoe, James, T. Evans) ... blocked season-high 2 shots seven times ... grabbed season-high 6 steals on 12/23 at MIA ... tied season-high 11 rebounds on 12/13 vs. MEM ... set career high in assists (16) on 11/29 vs. DAL ... missed the entire preseason and the first seven games of the season with a right shoulder injury. **2015 PLAYOFFS:** Averaged 12.2 ppg, 4.5 rpg, 4.8 apg and 1.2 spg in the First Round against CHI ... the 4.8 apg tied for 18th in the NBA during the postseason ... on 4/27 at CHI, set playoffs career highs with 22 points, 10 FGM, 8 rebounds and 3 blocks, and tied postseason career highs of 9 assists and 2 FTM.

2013-14 (PHILADELPHIA): In 70 games (all starts), averaged 16.7 ppg, 6.3 apg (T-11th), 6.2 rpg and 1.86 spg (6th) in 34.5 mpg ... named 2013-14 Kia NBA Rookie of the Year, garnering 104 of a possible 124 first-place votes by a panel of sportswriters and broadcasters ... also voted a unanimous All-Rookie First Team selection ... became first "double-digit" draft pick to be named Rookie of the Year since Mark Jackson (18th overall pick) in 1987-88 and just the fifth all-time ... competed in both the BBVA Compass Rising Stars Challenge and the Taco Bell Skills Challenge during All-Star Weekend ... had 17 points, 9 assists and 6 rebounds in the Rising Stars Challenge and teamed with Victor Oladipo to finish second in the Taco Bell Skills Challenge ... named NBA Eastern Conference Player of the Week for games played from 10/29 to 11/3 ... Shaquille O'Neal is the only other rookie in the history of the award to earn Player of the Week honors to start his career ... named Kia NBA Eastern Conference Rookie of the Month for October/November, January, March and April ... became just the third



player dating back to 1950-51 to lead rookies in points per game, rebounds per game and assists per game, joining Oscar Robertson (1960-61) and Alvan Adams (1975-76) ... joined Oscar Robertson (1960-61) and Magic Johnson (1979-80) as the only players to average at least 16.0 ppg, 6.0 rpg and 6.0 apg in their rookie season ... scored 20+ points 25 times, and became the first Sixer to score 20+ points more than five times his rookie season since Allen Iverson (48 times in 1996-97) ... scored 33 points at CLE on 1/7, becoming the first Sixer rookie to score 30+ points since Allen Iverson had 35 at ATL on 4/19/97 ... notched 16 double-doubles, including two triple-doubles (12/3 and 3/10) ... ranked 2nd in the NBA among guards with 6.2 rpg and averaged 8.2 rpg over the final 23 games ... had 135 total rebounds in March, the most by a guard in a single month since Bobby Suran had 142 in March of 2004 for Atlanta ... recorded 22 points, 12 assists, 7 rebounds and 9 steals in his NBA debut vs. MIA (10/30), becoming one of just three players in NBA history to hit all of those statistical marks in a single game (Rickey Green on 11/27/82 and Johnny Moore on 1/8/85) ... the 9 steals on 10/30 marked most steals by any player in his first career game and tied the PHI record for most steals in a single game ... missed a total of 12 games: four (11/13-11/18/13) with a left foot arch bruise, seven (12/6-12/16/13) with right knee soreness/skin infection and one (2/1/14) with right shoulder soreness.

CAREER TRANSACTIONS: Selected by Philadelphia with the 11th pick in the 2003 NBA Draft (6/27/13) ... acquired by Milwaukee along with Miles Plumlee (Phoenix) and Tyler Ennis (Phoenix) in a three-team deal

that sent Brandon Knight and Kendall Marshall to the Suns (2/19/15) ... acquired by Chicago in exchange for Tony Snell (10/17/16).

COLLEGE CAREER: An early entry candidate for the 2013 NBA Draft following his sophomore season at Syracuse. **2012-13:** Earned All-BIG EAST Second Team honors ... averaged 11.4 points, 7.3 assists (7-3rd in nation), 4.9 rebounds and 2.78 steals (4th in nation) ... scored in double figures in 30 of his 40 games played as a sophomore after doing so just once his freshman season ... had a career-high 24 points against No. 1 seeded Indiana in the Sweet 16 ... tallied 10 double-doubles, including 15 points and a career-high 16 assists vs. Monmouth ... recorded at least one steal in all but two games as a sophomore, including 4+ steals 11 times ... his 111 steals in 2012-13 set a school record for a single season. **2011-12:** Averaged 2.7 ppg, 2.1 apg, 1.5 rpg and 0.77 spg in 26 games.

PERSONAL: Son of Mandy and Zach Zegarowski and Earl and Rosa Williams ... majored in communication and rhetorical studies ... an honor roll student over his final two and a half years at St. Andrews School (RI) ... performed in the school's musical "Aladdin" ... averaged 23.2 points, 8.3 rebounds and 5.5 assists as a senior and played in the 2011 McDonald's All-American game and the Jordan Brand Classic game ... an AAU teammate of Nerlens Noel ... donated the 2015 Kia Sorento LX SUV that he was awarded for being named Rookie of the Year to the Fibrolamellar Cancer Foundation (FCF), which is dedicated to funding research to find treatment options and a cure for fibrolamellar hepatocellular carcinoma ... on Twitter as @MCW1.

CAREER REGULAR SEASON STATISTICS:


YEAR	TEAM	G	MIN	FG	FBA	PCT	3FG	3FBA	PCT	FT	FTA	PCT	OFF	DEF	TOT	A	PF	DQ	STL	TO	BLK	PTS	RPG	APG	PPG
3-14	PHI	70	2414	427	1054	.405	55	208	.264	258	367	.703	101	336	437	441	213	2	130	247	43	1167	6.2	6.3	16.7
14-15	PHI/MIL	66	2149	364	919	.396	36	153	.235	202	291	.694	64	89	253	442	167	3	111	253	30	966	3.8	6.7	14.6
15-16	MIL	54	1649	251	555	.452	15	55	.273	106	162	.654	48	228	276	281	162	0	80	153	41	623	5.1	5.2	11.5
TOTALS		190	6212	1042	2528	.412	106	416	.255	566	820	.690	213	853	1066	1164	542	5	321	653	114	2756	5.6	6.1	14.5

CAREER POSTSEASON STATISTICS:

YEAR	TEAM	G	MIN	FG	FBA	PCT	3FG	3FBA	PCT	FT	FTA	PCT	OFF	DEF	TOT	A	PF	DQ	STL	TO	BLK	PTS	RPG	APG	PPG
15-16	MIL	6	191	33	78	.423	0	5	.000	7	12	.583	1	26	27	29	14	0	7	16	6	73	4.5	4.8	12.2
TOTALS		6	191	33	78	.423	0	5	.000	7	12	.583	1	26	27	29	14	0	7	16	6	73	4.5	4.8	12.2

SEASON/CAREER/PLAYOFFS HIGHS:

	2015-16	CAREER	PLAYOFFS
PTS	24 at Golden State (12/18/15)	33 at Cleveland (1/7/14)	22 at Chicago (4/27/15)
MIN	42 vs. Atlanta (1/8/16)	49 at Cleveland (11/9/13)	43 vs. Chicago (4/23/15)
FG	9 eight times	13 three times	10 at Chicago (4/27/15)
FBA	18 three times	28 at Phoenix (12/28/13)	21 vs. Chicago (4/23/15)
3FG	2 four times	4 vs. Miami (10/30/13)	N/A
3FBA	5 two times	8 two times	3 vs. Chicago (4/23/15)
FT	8 vs. New York (10/28/15)	12 at Indiana (3/12/15)	2 two times
FTA	9 vs. New York (10/28/15)	15 at Indiana (3/12/15)	4 at Chicago (4/18/15)
OFF. REB	4 two times	7 vs. Orlando (12/3/13)	1 vs. Chicago (4/23/15)
DEF. REB	10 vs. Dallas (1/8/16)	13 vs. Boston (4/14/14)	8 at Chicago (4/27/15)
REB	12 two times	14 vs. Boston (4/14/14)	8 at Chicago (4/27/15)
AST	13 at Sacramento (2/1/16)	16 vs. Dallas (11/29/14)	9 at Chicago (4/27/15)
STL	5 two times	9 vs. Miami (10/30/13)	2 two times
BLK	3 five times	3 two times	3 at Chicago (4/27/15)



21 JIMMY BUTLER

POSITION: GUARD/FORWARD

HT., WT.: 6-7, 231

YEARS PRO: 5

COLLEGE: MARQUETTE

BIRTH DATE: 09/14/89

PLACE: HOUSTON

HIGHLIGHTS

- Member of the 2016 USA Basketball Men's National Team that won the gold medal in the Rio Olympics
- Two-time All Star (2015, 2016)
- Voted NBA's Most Improved player after the 2014-15 season
- Named to NBA All-Defensive Second Team three times (2014, 2015, 2016)

2015-16 (CHICAGO): Appeared in 67 games (all starts) and averaged a team-high 20.9 ppg (T-16th in the NBA), 5.3 rpg, 4.8 apg and 1.64 spg in 36.9 mpg (3rd) ... shot .454 from the field, .312 from behind the arc and .832 from the line ... led the team in scoring a team-high 31 times, in assists a team-high 29 times, in boards three times and in minutes a team-high 55 times ... scored 10+ points 62 times, including 36 games with 20+ points and seven games with 30+ points ... earned his second NBA All-Star bid as a reserve on the East squad but did not play due to injury ... recorded second career triple-double vs. PHI (4/13) (10 pts/12 reb/10 ast) ... notched first career triple-double vs. DET (4/2) with 28 points, career-high 17 rebounds and career-high 12 assists ... finished with a career-best 53 points and 21 FTM at PHI (1/14) - first Bull to score 53 in a game since Michael Jordan in 1996 ... dished 10 assists vs. BOS (1/7) after also posting 10 dimes on 1/5 vs. MIL - the first time in his career he's had back-to-back games with 10+ assists ... also the second time in his career posting back-to-back double-doubles (19 pts/10 ast vs. BOS 1/7 and 32 pts/10 ast vs. MIL 1/5) ... scored 40 of his 42 points at TOR on 1/3 in the second half, surpassing Michael Jordan's Bulls record for most points in a half (39 on 2/16/89); his 15 FGM in that game were a career high (tied on 1/14 at PHI) ... scored 43 points on 12/18 vs. DET (40T) ... had a streak of 27 FTM from his final time at the line at GSW (11/20) to 1/12 vs. DEN ... set a career high for first-quarter scoring on 1/15 vs. OKC with 21 points ... his .818 FG% (9-for-11) at BKN (10/28) was the second-highest of his career when attempting at least 10 shots (10-for-12 on 4/9/13) ... hit his 1,000th career field goal on 1/3 at CHA ... streak of 10 games with 4+ assists from 12/19 at NYK to 1/7 vs. BOS was the longest of his career ... streak of 44 games with at least 1 steal from 3/28/15 to 1/11/16 was the longest of his career (prev. 27) and is the second-longest for the Bulls in the last 30 years ... played in his 300th career game on 1/25 vs. MIA ... missed 13 games due to a left knee strain from 2/6 to 3/2, and 3/7 to 3/10 ... played on 3/5 vs. HOU during that stretch and finished with 24 points and 11 rebounds ... had 10 double-doubles this season (including two triple-doubles) - surpassed his previous season-high of five in 2013-14.

CAREER: In five NBA seasons, has played in 323 games (219 starts) and has averaged 13.6 ppg, 4.5 rpg, 2.6 apg, 1.36 spg and 31.2 mpg, and shot .445 from the field, .327 from three and .812 from the free throw line ... has also played in 32 playoff games (29 starts) and averaged 15.7 ppg, 4.8 rpg, 2.5 apg, 1.6 spg, 0.5 bpg, 38.1 mpg and shot .431 from the field, .380 from downtown and .813 from the line.

2014-15 (CHICAGO): Appeared in 65 games (all starts) and averaged a team-high 20.0 ppg (15th in the NBA), 5.8 rpg, 3.3 apg and 1.75 spg (10th) in 38.7 mpg (1st) ... shot .462 from the field, .378 from behind the arc and .834 from the line ... led the team in scoring a team-high 29 times, in assists 16 times, in boards four times and in minutes 58 times ... he scored 10+ points 60 times, including 34 games with at least 20 points and seven games with 30+ points ... posted four double-doubles ... recorded career highs in rebounds, 3P% and free-throw shooting ... earned his first NBA All-Star bid as a reserve on the East squad; he finished with 6 points, 2 steals, 1 rebound and 1 assist in 9:13 on All-Star Sunday in New York ... posted 28 points and a season-high 12 boards vs. MIN (2/27) ... scored 30 points to go along with 5 boards and 5 assists at DET (2/20) ... posted 20 points, 5 rebounds and a career-high-tying 6 steals at ORL (2/8) ... tied his then-career high with 35 points (9-17 FG, 16-18 FT) and added 7 boards and 3 steals at LAL (1/29) ... scored 22 points and added a career-best 6 steals at BOS (1/16) ... dished out a then-career-high 10 assists vs. MIL (1/10) ... posted 33 points and 5 boards vs. NOP (12/27) ... scored a then-career-high 35 points on 11 FGM vs. NYK (12/19) ... missed a total of 17 games (two games with a left thumb sprain: 10/29-31; one game on bereavement leave: 1/3; one game due to illness: 1/27; one game with a right shoulder strain: 2/12; 11 games with a left elbow sprain; one game with a left calf injury: 4/9) ... spent 15 games on the team's Inactive List. **2015 PLAYOFFS:** Appeared in 12 games (all starts) and averaged 22.9 ppg on .441 shooting, 5.6 rpg, 3.2 apg and 2.4 spg in 42.2 mpg ... shot .389 from 3-point land and .819 from the foul line ... recorded a postseason career-high 33 points at MIL (4/25) ... tallied a postseason career-high



5 steals vs. CLE (5/8) ... scored 31 points and grabbed 9 rebounds in Game 2 vs. MIL (4/20) ... logged a double-double (20 pts/10 reb with 6 ast) in Game 1 at CLE (5/4) ... finished with 29 points and 9 rebounds in Game 5 at CLE (5/12) ... scored 20+ points in nine contests and 30+ points twice in the playoffs.

2013-14 (CHICAGO): Played in 67 games (all starts) and posted 13.1 ppg, 4.9 rpg, 2.6 apg and 1.90 spg (4th in the NBA) and a career-high 38.7 mpg (1st in the NBA) ... shot .397 from the field, .283 from behind the arc and .769 from the line ... scored in double digits 54 times, including six games with 20+ points ... led the Bulls in minutes a team-high 42 times, in scoring seven times and in assists four times ... posted five games with 10+ rebounds and five doubles-doubles ... tallied 12 points, 4 rebounds, 4 assists and tied a then-career-high with 5 steals in 47:55 at CHA (4/16) ... tallied his fifth double-double with 16 points and 11 rebounds, also posted a team-high 4 steals vs. MIA (3/9) ... notched his third double-double of the season with 12 points and a season-high 13 boards vs. ATL (2/11) ... set a franchise record when he played 60:20 in triple-overtime game at ORL (1/15) and finished with 21 points, 7 boards and a then-career-high tying 6 assists ... scored a season-high 26 points (12-14 FT) at MEM (12/30) ... tallied his first double-double of the season with 11 points and 10 boards vs. NYK (10/31) ... posted 20 points and a then-career-high-tying 5 steals at MIA (10/29) ... missed 11 games (11/21-12/11) with a right toe injury, one game (12/21) with a right ankle injury, one game (1/11) with a left thigh injury and two games (2/23-25) with a rib injury ... appeared on Chicago's Inactive List six times due to injury. **2014 PLAYOFFS:** Appeared in five games (all starts) and posted 13.6 ppg on .386 shooting, 5.2 rpg, 2.2 apg and 1.20 spg in 43.5 mpg.

2012-13 (CHICAGO): Appeared in all 82 games (20 starts) and averaged 8.6 ppg, 4.0 rpg, 1.4 apg and 0.95 spg in 26.0 mpg, and shot .467 from the field, .381 from beyond the arc and .803 from the line ... in 20 starts, averaged 14.5 ppg, 7.1 rpg, 2.7 apg, and 1.80 spg in 43.2 mpg, and shot .457 from the field, .458 from 3-point territory and .776 from the stripe ... in 41 games after the season's halfway point, he averaged 11.1 ppg, 5.0 rpg, 1.9 apg and 1.30 spg in 32.7 mpg, and shot .458 from the field, .425 from three and .773 from the free-throw line ... scored in double-digits 29 times, including four games with 20+ points ... had five games with double-digit rebounds and three double-doubles ... led the Bulls in scoring five times and in rebounding once ... scored a then-career-high 28 points (10-12 FG, 3-3 3FG, 5-6 FT) vs. TOR (4/9) ... recorded his first career 20-10 game with 22 points and a career-high 14 rebounds against NYK (4/11) ... scored 16 points and had a then-career-high 5 steals against DET (3/31) ... had his first career 20+ point game with 20 at IND (3/3) ... made his first career start against MEM (1/19) and scored 18 points with 8 rebounds. **2013 PLAYOFFS:** Started all 12 games and averaged 13.3 ppg, 5.2 rpg, 2.7 apg, 1.25 spg, 0.50 bpg,

40.8 mpg, .435 from the field, .405 from behind the arc and .818 from the stripe ... played in 48:00 in five games, including three straight (5/2-5/6) ... recorded 21 points, 14 rebounds and 3 assists in 48:00 in Chicago's Game 1 win in the Conference Semifinals at MIA (5/6).

2011-12 (CHICAGO): Appeared in 42 games and averaged 2.6 ppg and 1.3 rpg in 8.5 mpg, and shot .405 from the field and .768 from the line ... tied his season high with 12 points and added 4 boards and 2 assists in 28:35 vs. CLE (4/26) ... scored a season-high 12 points (3-3 FG, 6-6 FT) and grabbed 3 rebounds in 12:00 at ATL (1/7) ... tallied 2 points and 2 rebounds in his NBA debut vs. MEM (1/1) ... recorded 23 DNP-CO's. **2012 PLAYOFFS:** Played a total of 3 minutes in three playoff games.

CAREER TRANSACTIONS: Selected in the first round (30th overall) by the Chicago Bulls in the 2011 NBA Draft (6/23/11) ... re-signed with the Bulls on a multi-year contract extension (7/9/15).

COLLEGE CAREER: A three-year letterwinner at Marquette, he played in 106 games (69 starts) for the Golden Eagles and averaged 12.0 ppg, 5.5 rpg, 1.7 apg and 1.08 spg ... for his career, he shot .508 from the field, .383 from behind the arc and .773 from the line ... was a two-time All-Big East Honorable Mention selection ... he left Marquette as one of 19 players in school history to post at least 1,000 points (1,277) and 500 rebounds (579) ... prior to his arrival at Marquette, he earned NJCAA Honorable Mention All-America honors at Tyler (Texas) Junior College in 2007-08 ... he was a first-team all-region selection and he guided the team to its first outright league title in 21 years. **2010-11:** During his senior season at Marquette, became the 42nd player in school history to score 1,000 career points when he made his first basket of the night vs. Connecticut (1/25/11) en route to 21 points and 8 rebounds ... appeared in 37 games (35 starts) and averaged 15.7 ppg, 6.1 rpg, 2.3 apg, 1.43 spg, 34.6 mpg and shot .490 from the field, .383 from 3-point range and .783 from the stripe. **2009-10:** Named MU's Most Improved Player ... made 34 appearances (all starts), and posted averages of 14.7 ppg, 6.4 rpg, 2.0 apg, 1.32 spg, 34.3 mpg and shot .530 from the floor, .500 from downtown and .766 from the line. **2008-09:** In 35 appearances off of the bench, posted 5.6 ppg and 3.9 rpg in 19.6 mpg and shot .514 from the field and .768 from the free throw line ... he also earned MU's "Super Sub" Award following his first season on campus at Marquette. **2007-08:** As a freshman at Tyler Junior College, he averaged 18.1 ppg (third in the league), 7.7 rpg, 3.1 apg and shot .548 from the field and .422 from behind the arc ... he helped lead the Apaches to a record of 25-4 and a national ranking of 10th in the country (NJCAA) in 2007-08.

PERSONAL: Full name is Jimmy Butler III ... majored in Communication Studies ... was a two-year letterwinner at Tomball High School and earned first-team all district his senior season when he averaged 19.9 ppg and 8.7 rpg.



FRONT OFFICE

BASKETBALL OPS.

PLAYERS

THE NBA

OPPONENTS

2015-16 SEASON

RECORDS

PLAYOFFS

HISTORY

COMMUNITY

MEDIA



CAREER REGULAR SEASON STATISTICS:


YEAR	TEAM	G	MIN	FG	FGA	PCT	3FG	3FGA	PCT	FT	FTA	PCT	OFF	DEF	TOT	A	PF	DQ	STL	TO	BLK	PTS	RPG	APG	PPG
11-12	CHI	42	359	32	79	.405	2	11	.182	43	56	.768	23	33	56	14	20	0	11	14	5	109	1.3	0.3	2.6
12-13	CHI	82	2134	239	512	.467	40	105	.381	187	233	.803	136	192	328	115	97	0	78	62	31	705	4.0	1.4	8.6
13-14	CHI	67	2591	275	693	.397	68	240	.283	260	338	.769	87	243	330	175	106	0	127	102	36	878	4.9	2.6	13.1
14-15	CHI	65	2513	421	912	.462	72	193	.373	386	463	.834	114	265	379	212	108	0	114	93	36	1301	5.8	3.3	20.0
15-16	CHI	67	2474	470	1034	.455	64	206	.311	395	475	.832	79	279	358	321	124	0	110	132	43	1399	5.3	4.8	20.8
TOTALS		323	10071	1437	3230	.445	246	755	.326	1271	1565	.812	439	1012	1451	837	455	0	440	403	151	4392	4.5	2.6	13.6

CAREER POSTSEASON STATISTICS:

YEAR	TEAM	G	MIN	FG	FGA	PCT	3FG	3FGA	PCT	FT	FTA	PCT	OFF	DEF	TOT	A	PF	DQ	STL	TO	BLK	PTS	RPG	APG	PPG
11-12	CHI	3	3	0	0	.000	0	0	.000	0	0	.000	0	0	0	0	1	0	0	0	0	0	0.0	0.0	0.0
12-13	CHI	12	490	50	115	.435	15	37	.405	45	55	.818	9	53	62	32	26	0	15	16	6	160	5.2	2.7	13.3
13-14	CHI	5	218	22	57	.386	6	20	.300	18	23	.783	6	20	26	11	13	0	6	3	0	68	5.2	2.2	13.6
14-15	CHI	12	506	94	213	.441	28	72	.389	59	72	.819	18	49	67	38	27	0	29	21	9	275	5.6	3.2	22.9
TOTALS		32	1217	166	385	.431	49	129	.380	122	150	.813	33	122	155	81	67	0	50	40	15	503	4.8	2.5	15.7

SEASON/CAREER/PLAYOFFS HIGHS:

	2015-16	CAREER	PLAYOFFS
PTS	53 at Philadelphia (1/14/16)	53 at Philadelphia (1/14/16)	33 at Milwaukee (4/25/15)
MIN	56 vs. Detroit (12/18/15)	60 at Orlando (1/15/14)	53 at Milwaukee (4/23/15)
FG	15 two times	15 two times	12 at Milwaukee (4/25/15)
FGA	30 at Philadelphia (1/14/16)	30 at Philadelphia (1/14/16)	22 vs. Cleveland (5/14/15)
3FG	4 two times	4 five times	5 at Milwaukee (4/25/15)
3FGA	7 four times	9 at Orlando (1/15/14)	9 vs. Milwaukee (4/20/15)
FT	21 at Philadelphia (1/14/16)	21 at Philadelphia (1/14/16)	9 at Miami (5/06/13)
FTA	25 at Philadelphia (1/14/16)	25 at Philadelphia (1/14/16)	14 vs. Milwaukee (4/20/15)
OFF. REB	5 two times	7 vs. New York (4/11/13)	5 vs. Milwaukee (4/27/15)
DEF. REB	12 vs. Detroit (4/2/16)	12 vs. Detroit (4/2/16)	12 at Miami (5/6/13)
REB	17 vs. Detroit (4/2/16)	17 vs. Detroit (4/2/16)	14 at Miami (5/6/13)
AST	12 vs. Detroit (4/2/16)	12 vs. Detroit (4/2/16)	6 four times
STL	5 vs. Sacramento (3/21/16)	6 two times	5 vs. Cleveland (5/8/15)
BLK	2 10 times	5 vs. Toronto (12/22/14)	2 two times



22 TAJ GIBSON

POSITION: FORWARD**HT., WT.: 6-9, 245****YEARS PRO: 7****COLLEGE: USC****BIRTH DATE: 06/24/85****PLACE: BROOKLYN, N.Y.****HIGHLIGHTS**

- Named to the 2009-10 All-Rookie First Team
- Enters 2016-17 ranked 5th on the Bulls' All-Time Career Leaders list for blocks with 645 – 130 swats away from passing Scottie Pippen's 774.
- Enters 2016-17 ranked 6th on the Bulls' All-Time Career Leaders list for offensive rebounds with 1,216 – 276 away from passing Artis Gilmore's 1,491.

2015-16 (CHICAGO): Appeared in 73 games (55 starts) and averaged 8.6 ppg, 6.9 rpg, 1.5 apg, 1.05 bpg, 26.5 mpg and shot .525 from the floor and .692 from the free throw line ... led the team in rebounds 12 times, scoring three times and minutes three times ... scored 10 or more points 27 times and grabbed 10 or more rebounds 18 times ... notched seven double-doubles ... recorded season-high 8 FGM on 3/26 at ORL ... dished career-high 7 assists on 2/24 vs. WAS and scored 17 first-half points in the game, the most points in a half in his career ... scored a season-high 18 points at DEN (2/5) ... snatched a game-high 7 offensive rebounds at PHI (1/14) ... 6 blocks vs. MIL (1/5) tied his career high, and 10 defensive rebounds in that game was a season high ... grabbed season-high 14 rebounds vs. IND (12/30), which he tied vs. MIL (1/5) ... made first start of the season at BOS (12/9) ... his three blocks vs. IND (11/16) moved him into 5th place on the Bulls all-time list ... missed eight games with a rib contusion (3/31 – 4/13) and one game with a right hamstring injury (3/2).

CAREER: Has played in 507 games (174 starts) in seven years, and has averaged 9.2 ppg, 6.3 rpg, 1.27 bpg, 1.0 apg and 25.0 mpg and shot .491 from the field and .692 from the free throw line ... has also played in 56 playoff games (seven starts), where he has averaged 8.0 ppg, 4.9 rpg, 1.16 bpg, 0.6 apg and 21.5 mpg, and shot .499 from the floor and .691 from the line.

2014-15 (CHICAGO): Played in 62 games (17 starts) and averaged 10.3 ppg, 6.4 rpg, 1.1 apg, 1.21 bpg and 0.58 spg in 27.3 mpg and shot .502 from the field and .717 from the line ... led the team in minutes six times, in rebounds five times and in scoring twice ... scored 10 or more points 37 times, including three games with 20 or more points ... recorded seven games with 10 or more rebounds and eight double-doubles ... recorded a season-high 17 boards to go along with 15 points at ATL (12/15) ... posted 11 points, 10 rebounds and 6 blocks (tied career high) vs. BKN (12/10) ... posted his first double-double with 23 points and 10 rebounds at MIL (11/5) ... in his first start of the season, posted 16 points, 4 boards and 2

blocks vs. ORL (11/4) ... missed 16 games with a left ankle injury (11/1, 11/24-12/3, 3/1-3/18), two games with a right ankle injury (12/18-12/19) and one game due to illness (2/23) ... spent 18 games on the team's Inactive List due to injuries. **2015 PLAYOFFS:** Played in 12 games (two starts) and averaged 7.4 ppg, 5.5 rpg, 1.0 apg and 1.00 bpg in 23.0 mpg ... shot .472 from the field and .700 from the free-throw line ... posted 12 points and 2 blocks in Game 5 vs. MIL (4/27).

2013-14 (CHICAGO): Played in 82 games (eight starts) and posted a career-high 13.0 ppg, 6.8 rpg, 1.1 apg, 1.37 bpg (16th in the NBA) and 0.50 spg in a career-best 28.7 mpg ... shot .479 from the field and a career-best .751 from the line ... ranked 13th in the NBA with 112 blocks and 21st with 200 offensive rebounds ... led the team in scoring and rebounds 12 times and in minutes six times ... scored in double figures 56 times, including 12 games with 20+ points ... grabbed 10 or more rebounds 17 times and posted 15 double-doubles ... scored a game-high 23 points and grabbed 8 boards vs. IND (3/24) ... recorded 19 points and a game-high 13 rebounds at PHI (3/19) ... tallied 20 points and a season-high 15 boards at DAL (2/28) ... scored a game-high 21 points and grabbed 5 rebounds vs. GSW (2/26) ... scored a team-high 16 points in 30:56 of action vs. BKN (2/13) ... posted his eighth double-double with a team-high 24 points and 12 boards, also tied a career high in assists with 5 vs. ATL (2/11) ... tied his career high with 26 points and added 13 boards, 4 assists, 2 steals and 2 blocks at GSW (2/6) ... tied a career high with 26 points (11-15 FG), grabbed 5 rebounds and blocked 3 shots at CLE (1/22) ... hit a buzzer-beating layup with :00.9 seconds left in overtime to give Chicago a 102-100 victory vs. LAL (1/20) ... tallied a game-high 20 points (9-15 FG) and grabbed 8 boards at BKN (12/25) ... posted a career-high 26 points to go along with 14 rebounds and 5 blocks vs. NOP (12/2). **2014 PLAYOFFS:** In five games vs. WAS, he averaged 18.2 ppg, 6.2 rpg and 2.40 bpg in 30.8 mpg off of the bench ... for the series, he shot .561 from the floor and .750 from the line ... posted 22 points, 10 boards and three blocks in Game 2 vs. WAS (4/22) ...



went for a postseason career-high 32 points (13-16 FG, 6-7 FT) and 7 rebounds in 32:17 in Game 4 at WAS (4/27).

2012-13 (CHICAGO): Played in 65 games (five starts) and averaged 8.0 ppg, 5.3 rpg, 0.9 apg, 1.38 bpg and 0.42 spg in 22.4 mpg and shot .485 from the field and .679 from the free throw line ... led the team in scoring once and in boards four times ... scored in double digits 22 times, including one game with 20 or more points ... grabbed 10+ rebounds five times and notched five double-doubles ... scored 12 points in 21:13 in his first game back after missing seven contests with a left knee injury at ORL (4/15) ... scored 14 points and had 9 boards in his first game back after missing 10 games with a left knee injury vs. POR (3/21) ... made his first start of the season at ORL (1/2) and set season highs with 21 points and 11 rebounds in 44:49 ... missed 17 games with a left ankle injury (2/26-3/18, 4/5-4/14) ... appeared on the team's Inactive List 13 times due to injury. **2013 PLAYOFFS:** In 12 games, he posted 6.5 ppg, 3.0 rpg and 0.50 bpg in 17:2 mpg and shot .470 from the field and .727 from the line.

2011-12 (CHICAGO): Played in 63 games (no starts) and averaged 7.7 ppg, 5.3 rpg, 1.29 bpg (24th in the NBA) and 0.7 apg in 20.4 mpg and shot .495 from the field and .622 from the line ... led the team in rebounds six times and in assists once ... scored 10 or more points 19 times and grabbed 10 or more boards seven times ... recorded four double-doubles ... posted 5 points, 7 rebounds and a season-high 5 blocks vs. NOH (2/28) ... posted his first double-double of the season with 11 points and 12 boards vs. TOR (1/14) ... missed three games with a left ankle sprain (1/21-1/25) ... spent two games on the Bulls' Inactive List due to injury. **2012 PLAYOFFS:** Played in six games and posted 9.5 ppg, 6.5 rpg, 1.67 bpg, 0.7 apg, 0.67 spg, .457 from the field and .682 from the free throw line in 22.8 mpg ... tallied 14 points, 12 boards and 4 blocks at PHI (5/6).

2010-11 (CHICAGO): Played in 80 games (19 starts) and averaged 7.1 ppg, 5.7 rpg, 1.33 bpg, 21.8 mpg, .466 field goal shooting and .676 from the line ... led the Bulls in rebounds eight times on the year ... scored 10 or more points 18 times and grabbed 10 or more rebounds nine times ... recorded six double-doubles ... ranked 17th in the NBA in blocks (106) and 18th in blocks per game (1.33) ... posted 10 points, 7 rebounds and a career-high 6 blocks at MEM (1/17) ... tallied 16 points and 14 boards off the bench vs. TOR (1/4) ... posted 12 points and 10 boards (7 offensive) vs. MIN (12/11) ... had 16 points, 12 boards, 2 blocks and 2 steals at LAL (11/23) ... recorded 17 points and a career-high 18 boards at DAL (11/19) ... scored 14 points, grabbed 7 rebounds and blocked 3 shots in 25:46 vs. GSW (11/11) ... tallied his first double-double of the season with 16 points and 11 boards in the season opener at OKC (10/27) ... missed one game with a right ankle injury at PHX (11/24), and spent one game on the Inactive List with a concussion against PHI (12/21). **2011 PLAYOFFS:** Played in 16 games and averaged 5.9 ppg, 4.1 rpg, 1.38 bpg and shot .566 from the field in 17.8 mpg ... posted 13 points, 11 boards and 2 blocks at ATL (5/6) ... recorded five games with 10+ points off of the bench.

2009-10 (CHICAGO): One of two Bulls to have played in all 82 games (70 starts) ... averaged 8.9 ppg, 7.4 rpg, 0.9 apg and 1.27 bpg in 26.8 mpg, and shot .494 from the floor and .647 from the line ... selected to the T-Mobile NBA All-Rookie First Team ... led the team in scoring four times and in boards 24 times ... scored 10 or more points 35 times and went for 20 or

more points in four games ... grabbed 10+ rebounds in 21 games and posted 18 double-doubles ... topped all rookies in rebounds per game, FG%, double-doubles and was second in blocks per game ... scored 14 points, secured 16 boards and added 4 rejections at WAS (4/2) ... recorded his 15th double-double of the season with 14 points and 10 boards vs. PHX (3/30) ... posted his 13th double-double with 12 points and a team-high 10 boards vs. MIA (3/25) ... posted team highs of 20 points, 13 boards (5 offensive) and 3 steals vs. CLE (3/19) ... scored 20 points and grabbed a game-high 13 boards vs. PHI (2/20) ... posted 14 points and a then-career-high 16 boards (11 offensive) at NYK (2/17) ... posted 6 points, 6 rebounds and a then-career-high 4 blocks vs. LAC (2/2) ... grabbed a season-high 15 rebounds at OKC (1/27) ... posted his fifth double-double of the year with 16 points and 14 boards in a season-high 42:30 at HOU (1/23) ... scored a season-high 20 points to go along with 6 rebounds and 3 blocks vs. NJN (12/8) ... recorded the first double-double of his career with 14 points and 13 boards at CLE (12/4) ... made his NBA debut vs. SAS (10/29) and finished with 6 points and 6 boards in 15:38 of play. **2010 PLAYOFFS:** Started all five first-round games vs. CLE and averaged 7.6 ppg, 7.0 rpg and 28.8 mpg, and shot .421 from the floor and .545 from the line ... scored 11 points (5-7 FG) in Game 2 at CLE (4/19) ... grabbed 11 boards in Game 5 at CLE (4/27).

CAREER TRANSACTIONS: Selected in the first round (26th overall) by the Chicago Bulls in the 2009 NBA Draft (6/25/09) ... signed to a contract extension by the Bulls (10/31/12).

COLLEGE CAREER: Spent three seasons at Southern California and averaged 12.4 ppg, 8.5 rpg, 2.41 bpg, 1.4 apg, and shot .580 from the floor and .629 from the line in 105 games (104 starts) ... left USC as the school's all-time leader in shots blocked with 253, and also ranked third all-time in Pac-10 history ... finished second all-time in Trojan history with 896 boards and 16th on the school's all-time scoring list with 1,307 points ... earned All-Conference Second Team honors his junior year, and also was named the Pac-10 Defensive Player of the Year that same season ... selected All-Conference Third Team and All-Defensive First Team as a sophomore ... named to the Pac-10 All-Freshman Team in 2006-07. **2008-09:** Helped lead the Trojans to the 2009 NCAA Tournament his junior year when he posted averages of 14.3 ppg, team highs of 9.0 rpg and 2.86 bpg, 1.3 apg and shot a team-best .601 from the field (second best in school history) and .659 from the line ... ranked first in the Pac-10 with 100 rejections and was third with 316 rebounds ... scored in double figures in 30 of 35 contests and grabbed eight or more boards 22 times ... notched 15 double-doubles on the year ... set a school record by shooting 10-for-10 from the field en route to 24 points in USC's NCAA Tournament triumph over Boston College ... blocked five shots in a game on five occasions ... twice grabbed a career-high 18 rebounds. **2007-08:** Appeared in 33 contests (32 starts) and averaged 10.8 ppg, team highs of 7.8 rpg and 2.55 bpg, 1.3 apg and shot .580 from the field (third in the Pac-10) and .594 from the line ... finished first in the Pac-10 with 83 blocks ... scored in double figures in 19 games and grabbed eight or more rebounds 16 times ... blocked four or more shots 11 times ... was named Pac-10 Player of the Week (3/33-3/9, when he averaged 20.5 ppg, 8.5 rpg and 4.00 bpg) ... **2006-07:** Started all 37 games that he played in his freshman season



and averaged 12.2 ppg, team highs of 8.7 rpg and 1.86 bpg, 1.5 apg and shot .558 from the field and .623 from the stripe ... set Trojan freshman records with 321 boards and 69 blocks ... scored in double figures in 27 contests and grabbed eight or more boards 27 times ... recorded 11 double-doubles on the year ... posted 16 points and 14 boards in his collegiate debut against South Carolina ... blocked a career-best seven shots against Oregon, and added 18 points and 13 boards ... selected to the Pac-10 Conference All-Tournament Team, when he averaged 12.0 ppg and 9.7 rpg in three games ... posted two double-doubles and averaged 17.0 ppg, 11.3 rpg and 2.67 bpg in USC's three-game NCAA Tournament run ... set the school freshman record with 321 boards his first year on campus, as well as the frosh record for blocks with 69.

PERSONAL: Full name is Taj Jami Gibson ... majored in Communications ... an early-entry candidate for the 2009 NBA Draft ... his father played

basketball for the U.S. Army National Team during the Vietnam War ... played for former Bulls Head Coach Tim Floyd while at USC ... hosted the opening of the EnergizeBulls Fitness and Learning Center at McPherson Elementary School ... hosted a holiday party with the USO and Chicago Housing Authority at the Berto Center ... helped 20 students from Chicago Bulls College Prep high school spend \$100 gift cards courtesy of Dick's Sporting Goods "Shop with a Bull" holiday event ... joined Chicago Public Schools officials to promote the annual Back-to-School campaign to get students to school on the first day of classes in September 2009 ... he went door to door to hand out school supplies to local neighborhood students at Howe Elementary School to tip-off the beginning of the school year, as he co-hosted the Chicago Bulls and Kia Motors Back-to-School supply drive rally ... lists his favorite players as Jamal Tinsley and Lamar Odom ... enjoys listening to music and reading during his spare time.

CAREER REGULAR SEASON STATISTICS:

YEAR	TEAM	G	MIN	FG	FBA	PCT	3FG	3FBA	PCT	FT	FTA	PCT	OFF	DEF	TOT	A	PF	DQ	STL	TO	BLK	PTS	RPB	APB	PPG
09-10	CHI	82	2204	311	629	.494	0	0	.000	113	175	.646	226	365	611	70	282	9	50	114	104	735	7.5	0.9	9.0
10-11	CHI	80	1742	234	502	.466	1	8	.125	100	148	.676	162	296	458	58	203	3	39	71	106	569	5.7	0.7	7.1
11-12	CHI	63	1284	200	404	.495	0	0	.000	84	135	.622	135	197	332	47	131	1	27	60	81	484	5.3	0.7	7.7
12-13	CHI	65	1459	214	441	.485	0	4	.000	89	131	.679	125	220	345	61	166	2	27	76	90	517	5.3	0.9	8.0
13-14	CHI	82	2351	429	896	.479	0	7	.000	211	281	.751	200	358	558	91	207	2	41	150	112	1069	6.8	1.1	13.0
14-15	CHI	62	1692	254	506	.502	0	0	.000	132	184	.717	162	234	396	71	162	1	36	77	75	640	6.4	1.1	10.3
15-16	CHI	73	1936	263	501	.525	0	3	.000	101	146	.692	206	298	504	106	180	1	47	78	77	627	6.9	1.5	8.6
TOTALS		507	12668	1905	3879	.491	1	22	.045	830	1200	.692	1216	1988	3204	504	1151	19	257	626	645	4641	6.3	1.0	9.2

CAREER POSTSEASON STATISTICS:

YEAR	TEAM	G	MIN	FG	FBA	PCT	3FG	3FBA	PCT	FT	FTA	PCT	OFF	DEF	TOT	A	PF	DQ	STL	TO	BLK	PTS	RPB	APB	PPG
09-10	CHI	5	144	16	38	.421	0	0	.000	6	11	.545	9	26	35	3	17	1	1	2	3	38	7.0	0.6	7.6
10-11	CHI	16	283	43	76	.566	0	1	.000	9	15	.600	26	40	66	9	32	1	5	14	22	95	4.1	0.6	5.9
11-12	CHI	6	137	21	46	.457	0	0	.000	15	22	.682	15	24	39	4	19	0	4	3	10	57	6.5	0.7	9.5
12-13	CHI	12	206	31	66	.470	0	2	.000	16	22	.727	15	21	36	4	37	2	4	9	6	78	3.0	0.3	6.5
13-14	CHI	5	154	32	57	.561	0	0	.000	27	36	.750	21	10	31	2	12	0	2	8	12	91	6.2	0.4	18.2
14-15	CHI	12	276	34	72	.472	0	0	.000	21	30	.700	25	41	66	12	25	4	11	12	89	5.5	1.0	7.4	
TOTALS		56	1200	177	355	.499	0	3	.000	94	136	.691	111	162	273	34	142	4	20	47	65	448	4.9	0.6	8.0

SEASON/CAREER/PLAYOFFS HIGHS:

	2015-16	CAREER	PLAYOFFS
PTS	18 twice	26 three times	32 at Washington (4/27/14)
MIN	45 at Utah (2/1/16)	48 at Brooklyn (2/1/13)	36 vs. Washington (4/22/14)
FG	8 at Orlando (3/26/16)	12 vs. Atlanta (2/1/14)	13 at Washington (4/27/14)
FBA	14 at Denver (2/5/16)	23 at Golden State (2/6/14)	16 at Washington (4/27/14)
3FG	N/A	1 at Dallas (11/19/10)	N/A
3FBA	1 three times	1 22 times	1 three times
FT	6 twice	8 five times	6 three times
FTA	7 three times	10 four times	10 vs. Washington (4/22/14)
OFF. REB	7 at Philadelphia (1/14/16)	11 at New York (2/17/10)	9 vs. Washington (4/22/14)
DEF. REB	10 vs. Milwaukee (1/5/16)	13 two times	10 at Philadelphia (5/6/12)
REB	14 twice	19 at Atlanta (2/2/13)	12 at Philadelphia (5/6/12)
AST	7 vs. Washington (2/24/16)	7 vs. Washington (2/24/16)	3 at Milwaukee (4/30/15)
STL	4 vs. Sacramento (3/21/16)	4 vs. Sacramento (3/21/16)	3 vs. Philadelphia (4/28/12)
BLK	6 vs. Milwaukee (1/5/16)	6 four times	4 three times



25 SPENCER DINWIDDIE

POSITION: GUARD

HT., WT.: 6-6, 205

YEARS PRO: 2

COLLEGE: COLORADO

BIRTH DATE: 06/06/93

PLACE: LOS ANGELES

HIGHLIGHTS

- Recorded career highs in points (20) and rebounds (4) at WAS on 2/28/15
- Member of the 2013 USA Basketball Men's World University Games Team in Kazan, Russia
- Guided Colorado to three NCAA Tournament appearances

2015-16 (DETROIT): Played in 12 games (no starts) and averaged 4.8 ppg, 1.4 rpg, 1.8 apg and 0.56 spg in 13.3 mpg ... scored 10+ points twice ... led the team in scoring once and in assists once ... grabbed career-high 5 rebounds and dished out season-high 5 assists in season-high 29 minutes at CLE (4/13) ... recorded season highs in points (17) at LAL (11/15) ... was assigned to the Grand Rapids Drive for 13 games where he averaged 14.7 ppg, 3.5 rpg, 6.0 apg and 2.20 spg in 33.7 mpg ... missed two games with a sore left knee and 15 games with a right ankle ... inactive for 11 games and recorded 26 DNP-CD.

CAREER: Played in 46 NBA games (one start) with averages of 4.4 ppg, 1.4 rpg, 2.7 apg, 0.50 spg and 13.3 mpg ... holds career shooting marks of .314 from the field, .173 from long range and .746 from the foul line ... has scored in double figures six times and eclipsed the 20 point mark once.

2014-15 (DETROIT): Played in 34 games (one start) and averaged 4.3 ppg, 1.4 rpg, 3.1 apg, 0.60 spg and 13.4 mpg ... scored 10+ points four times and 20+ points once ... dished out 10+ assists once and recorded one points/assists double-double ... led the team in assists five times ... blocked career-high 2 shots at BOS (3/22) ... dished out career-high 10 assists vs. CHI (3/21) ... recorded career highs in points (20) and rebounds (4) at WAS (2/28) ... recorded career-high 3 steals and played in a career-high 31 minutes vs. CHI (2/20) ... was assigned to the Grand Rapids Drive for eight games where he averaged 13.0 ppg and 5.4 apg ... missed eight games with left ankle sprain and totaled 32 DNP-CDs.

TRANSACTIONS: Selected by the Detroit Pistons in the second round (38th overall) of the 2014 NBA Draft (6/26/14) ... signed a multi-year contract with Detroit (7/22/14) ... traded to the Chicago Bulls for Cameron Bairstow (6/17/16) ... waived by Chicago (7/7/16) ... signed as a free agent with the Bulls (7/28/16).

COLLEGE CAREER: Played in 86 games over the span of three seasons at Colorado ... averaged 13.0 ppg, 3.3 rpg, 2.6 apg and 1.12 spg in 30.1 mpg ... shot .420 from the field, .386 from three and .830 from the foul line ... guided Colorado to three NCAA Tournament berths. **2013-14:** Appeared in 17 games and averaged 14.7 ppg, 3.8 apg, 3.1 rpg and 1.53 spg in 31.1 mpg

... shot .466 from the field, .413 from downtown and .857 from the charity stripe ... led in assists 11 times, steals eight times and scoring six times ... scored 20+ points three times, all victories ... notched 28 points on 8-14 FG shooting and an 11-11 FT effort at Colorado State ... missed the last 18 games of season because of an ACL injury occurring in a game at Washington (1/14) ... at the time of the injury, Colorado was 14-2 and a No. 15 national ranking ... selected for the Top-50 Preseason Watch Lists of the Bob Cousy Award (nation's top point guard) and the James Naismith and John R. Wooden Awards (Player of the Year) ... a member of the 2013 USA Basketball Men's World University Games Team in Kazan, Russia ... was one of three players on Team USA to start all eight games ... averaged 7.9 ppg and led Team USA with 44 assists (5.5 apg) and 12 steals (1.5 spg). **2012-13:** Played in 33 games and averaged 15.3 ppg, 3.2 rpg, 3.0 apg and 1.33 spg in 32.5 mpg ... shot .415 from the field, .338 from three and .825 from the foul line ... led the team in scoring, assists and free-throw percentage ... named to the Bob Cousy Watch List in December ... helped the Buffaloes to their second consecutive NCAA Tournament appearance for the first time in 50 years ... recorded eight games of 20+ points, including a career-high 29 in home win over Colorado State ... of the major conferences, was one of just six sophomores to lead their teams in points (505), assists (99) and 3-point field goals (47) ... set a school record at Oregon State by scoring the most points ever by a Buffalo without missing a shot (24 points: 6-6 FGs, 4-4 3 FG, 8-8 FTs) ... was an All-Pac-12 Conference First-Team selection and also named to the USBWA All-District VIII First-Team and NABC Coaches' District 20 Second-Team. **2011-12:** Started in all 36 games and averaged 10.0 ppg, 3.6 rpg, 1.8 apg and 0.75 spg in 27.4 mpg ... second on the team with 42 3-pointers ... selected to the Pac-12 Conference All-Freshman Team ... member of the Pac-12 Conference Tournament Championship team and the automatic berth to the NCAA Tournament, winning four games in four days at the Staples Center in Los Angeles.

PERSONAL: Parents are Malcolm and Stephanie Dinwiddie ... has a younger brother ... graduated from Taft High School with honors and chose Colorado over Harvard because he wanted to play in the Pac-12.

**CAREER REGULAR SEASON STATISTICS:**


YEAR	TEAM	G	MIN	FG	FBA	PCT	3FG	3FBA	PCT	FT	FTA	PCT	OFF	DEF	TOT	A	PF	DQ	STL	TO	BLK	PTS	RPG	APG	PPG
14-15	DET	34	455	51	169	.302	12	65	.185	31	34	.912	4	44	48	104	53	1	19	33	6	145	1.4	3.1	4.3
15-16	DET	12	159	19	54	.352	1	10	.100	19	33	.576	4	13	17	22	20	0	3	7	0	58	1.4	1.8	4.8
TOTALS		46	614	70	223	.314	13	75	.173	50	67	.746	8	57	65	126	73	1	22	40	6	203	1.4	2.7	4.4

CAREER POSTSEASON STATISTICS:

YEAR	TEAM	G	MIN	FG	FBA	PCT	3FG	3FBA	PCT	FT	FTA	PCT	OFF	DEF	TOT	A	PF	DQ	STL	TO	BLK	PTS	RPG	APG	PPG
15-16	DET	1	2	1	1.000	0	0	0	NA	0	0	NA	0	0	0	1	0	0	0	0	0	2	0.0	1.0	2.0
TOTALS		1	2	1	1.000	0	0	0	NA	0	0	NA	0	0	0	1	0	0	0	0	0	2	0.0	1.0	2.0

SEASON/CAREER/PLAYOFFS HIGHS:

	2015-16	CAREER	PLAYOFFS
PTS	17 at L.A. Lakers (11/15/15)	20 at Washington (2/28/15)	2 at Cleveland (4/20/16)
MIN	29 at Cleveland (4/13/16)	31 vs. Chicago (2/20/15)	2 at Cleveland (4/20/16)
FG	6 at L.A. Lakers (4/5/16)	8 at Washington (2/28/15)	1 at Cleveland (4/20/16)
FBA	12 at Cleveland (11/15/15)	14 at Washington (2/28/15)	1 at Cleveland (4/20/16)
3FG	1 at L.A. Lakers (11/15/15)	2 at Golden State (3/11/15)	N/A
3FBA	3 at L.A. Lakers (11/15/15)	4 seven times	N/A
FT	6 at Cleveland (4/13/16)	6 at Cleveland (4/13/16)	N/A
FTA	10 at Cleveland (4/13/16)	10 at Cleveland (4/13/16)	N/A
OFF. REB	2 at Cleveland (4/13/16)	2 at Cleveland (4/13/16)	N/A
DEF. REB	3 at Cleveland (4/13/16)	3 seven times	N/A
REB	5 at Cleveland (4/13/16)	5 at Cleveland (4/13/16)	N/A
AST	5 at Cleveland (4/13/16)	10 vs. Chicago (3/21/15)	20 at New York (04/22/11)
STL	1 at Minnesota (11/20/15)	3 vs. Chicago (2/20/15)	N/A
BLK	N/A	2 at Boston (3/22/15)	N/A



44 NIKOLA MIROTIĆ

POSITION: FORWARD

HT., WT.: 6-10, 240

YEARS PRO: 2

TEAM: REAL MADRID

BIRTH DATE: 02/11/91

PLACE: PODGORICA,
MONTENEGRO

HIGHLIGHTS

- Member of the 2016 Spain Men's National Team that won the bronze medal in the Rio Olympics
- Named Eastern Conference Rookie of the Month in Dec. 2014 and March 2015
- Selected to the World Team of the 2015 All-Star Weekend Rising Stars Challenge

2015-16 (CHICAGO): Appeared in 66 games (38 starts) and averaged 11.8 ppg, 5.5 rpg, 1.5 apg, 0.89 spg and 0.70 sgp in 24.9 mpg ... shot .407 from the field, .390 from downtown and .807 from the line ... had 21 games this season with 3+ 3PM ... hit 7 shots from distance on 4/13 vs. PHI en route to 32 points (tied season-high 10 FGM) and posted career-high 5 steals and tied season-high 3 blocks ... had back-to-back games with 28 points off the bench at IND (3/29) and at HOU (3/31) ... scored a career-high 35 points (20 in the 4th quarter) and tied franchise record with 9 3PM vs. NYK (3/23) ... dished career-high 7 assists on 1/1 vs. NYK ... had back-to-back games with double digit rebounds on 12/10 and 12/12 for the second time in his career ... grabbed 11 rebounds in 14 minutes vs. LAC (12/10) – the shortest amount of time it's ever taken him to collect 10+ boards ... suffered concussion and facial laceration after 5 minutes of play vs. DEN (12/2), but returned to action the next game ... scored his 1,000th career point at IND (11/27) ... recorded first double-double of the season at PHI (11/9) with 20 points and 10 rebounds ... hit at least 3 3-pointers in the first four games of the season, and that streak of four such games matched the longest for the Bulls since Derrick Rose did so from 1/14 to 1/19 ... his 14 3PM to start the season were the most by a Bull in the first five games since 1985-86 ... had five double-doubles this season ... missed 16 games due to appendicitis and hematoma removal from 1/25 to 3/2.

CAREER: In two NBA seasons, has played in 148 games (41 starts) and has averaged 10.9 ppg, 5.2 rpg, 1.3 apg, 0.8 spg, 0.7 bpg and 22.3 mpg, and shot .406 from the field, .355 from three and .804 from the free throw line ... has also played in 11 playoff games (no starts) and averaged 5.7 ppg, 2.7 rpg, 0.8 apg, 0.5 spg, 0.5 bpg, 14.9 mpg and shot .303 from the field, .233 from downtown and .800 from the line.

2014-15 (CHICAGO): Appeared in all 82 games (three starts) his rookie season and averaged 10.2 ppg, 4.9 rpg, 1.2 apg, 0.66 bpg and 0.66 spg in 20.2 mpg ... shot .405 from the field, .313 from downtown and .803 from the line ... earned Kia Eastern Conference Rookie of the Month honors for

December and March ... was selected to the World Team at All-Star Weekend in New York, where he finished with 16 points (6-9 FG, 4-6 3FG) and 4 rebounds in 20:36 ... led the team in scoring 10 times and in rebounds five times ... ranks 3rd all-time in the Bulls rookie record books with 99 3PM, 3rd in 3FGA (313), 5th in defensive rebounds (341), 6th in FTM (228) and 8th in FT% (.803) ... scored in double digits 40 times, including 11 games with 20 or more points ... posted eight double-doubles ... recorded 24 points (8-15 FG) vs. NYK (3/28) ... tied his then-career high with 29 points against TOR (3/20) ... recorded 26 points (14-16 FT) vs. OKC (3/5) ... scored a then-career-high 29 points (11-23 FG) to go along with 9 boards vs. LAC (3/1) ... posted 16 points and a career-high 14 rebounds vs. MIL (2/23) ... recorded 27 points, highlighted by a 6-for-6 effort from 3-point range at MEM (12/19) ... finished with 13 points, 8 boards, 5 blocks and 2 steals at BOS (11/28) ... recorded the first double-double of his career with 24 points and 11 rebounds at POR (11/21). **2015 PLAYOFFS:** Appeared in 11 games off the bench ... averaged 5.7 ppg, 2.7 rpg, 0.8 apg, 0.55 spg, 0.55 bpg and 14.9 mpg ... scored 12 points and snatched 8 rebounds in Game 3 vs. CLE (5/8).

EUROLEAGUE: He was a back-to-back winner of the Euroleague Rising Star Award (2010-11 and 2011-12), which is awarded to the league's best player under 22 years of age ... also named to the 2012-13 All-Euroleague Second Team and named the 2014 Spanish Cup Final MVP ... he helped Real Madrid CF win the Spanish National Championship in 2012-13, added the 2012 and 2014 Spanish National Cup (King's Cup) and guided Real Madrid to the 2012 and 2013 Spanish Super Cup.

REAL MADRID: In five seasons with Real Madrid CF, he saw action in 97 Euroleague games (71 starts) and posted averages of 13.1 ppg, 4.5 rpg, 0.9 apg, 0.76 spg, 24.2 mpg, .498 from the floor, .402 from behind the 3-point line and .848 from the free throw line. 2013-14: Played in 31 games (31 starts) and averaged 12.4 ppg, 4.6 rpg, 1.2 apg, 1.06 spg, 24.0 mpg, .508 from the field, .461 from behind the arc and .811 from the line. 2012-13: In 29 Euroleague games, he netted 11.4 ppg and 5.3 rpg and shot .551



from the field and .325 from downtown ... set Euroleague career highs with 31 points and 11 boards against Zalgiris Kaunas (3/7). **2011-12:** Upped his scoring average to 12.5 ppg and grabbed 4.5 rpg in 16 games ... shot .573 from the field and .439 from deep. **2010-11:** In his first season with Real Madrid's senior team, he averaged 6.6 ppg and 3.3 rpg in 20 Euroleague contests ... shot .500 from the field, including .387 from behind the arc. **2009-10:** Spent the season with Faymasa Palencia in Spain's LEB Gold competition ... in 31 games, he tallied 8.0 ppg, 4.6 rpg and 0.80 bpg in 20.3 mpg ... shot .346 from downtown. 2008-09: Played for the junior team again and posted 14.3 ppg, 7.5 rpg and 1.20 spg in 25.8 mpg over 25 games in LEB Bronze ... dressed for Real Madrid's senior team, where he played in five ACB regular and postseason contests and totaled four points in 17 minutes of play ... played in one Euroleague game, where he played two minutes against F.C. Barcelona. **2007-08:** As a member of the junior team, he averaged 9.8 ppg and 5.7 rpg. 2006-07: Was a member of Real Madrid's Junior Team (Under 20 circuit).

CAREER REGULAR SEASON STATISTICS:

YEAR	TEAM	G	MIN	FG	FBA	PCT	3FG	3FBA	PCT	FT	FTA	PCT	OFF	DEF	TOT	A	PF	DQ	STL	TO	BLK	PTS	RPG	APG	PPG
14-15	CHI	82	1654	253	624	.405	99	313	.316	228	284	.803	63	341	404	97	172	1	54	89	54	833	4.9	1.2	10.2
15-16	CHI	66	1646	248	609	.407	135	346	.390	146	181	.807	58	304	362	100	151	0	58	102	46	777	5.5	1.3	11.7
TOTALS		148	3300	501	1233	.406	234	659	.355	374	465	.804	121	645	766	197	323	1	112	191	100	1610	5.2	1.3	10.9

CAREER POSTSEASON STATISTICS:


YEAR	TEAM	G	MIN	FG	FBA	PCT	3FG	3FBA	PCT	FT	FTA	PCT	OFF	DEF	TOT	A	PF	DQ	STL	TO	BLK	PTS	RPG	APG	PPG
14-15	CHI	11	164	20	66	.303	7	30	.233	16	20	.800	7	23	30	9	22	0	6	8	6	63	2.7	0.8	5.7
TOTALS		11	164	20	66	.303	7	30	.233	16	20	.800	7	23	30	9	22	0	6	8	6	63	2.7	0.8	5.7

SEASON/CAREER/PLAYOFFS HIGHS:

	2015-16	CAREER	PLAYOFFS
PTS	35 vs. New York (3/23/16)	35 vs. New York (3/23/16)	12 vs. Cleveland (5/8/15)
MIN	40 at Dallas (12/26/15)	43 at Philadelphia (3/11/15)	22 vs. Milwaukee (4/20/15)
FG	10 two times	11 two times	3 three times
FBA	18 at Indiana (3/29/16)	23 vs. Los Angeles Clippers (3/11/15)	9 two times
3FG	9 vs. New York (3/23/16)	9 vs. New York (3/23/16)	17 times
3FBA	13 two times	13 two times	43 times
FT	7 three times	14 vs. Oklahoma City (3/5/14)	5 two times
FTA	11 at Dallas (12/26/15)	16 vs. Oklahoma City (3/5/14)	6 two times
OFF. REB	4 vs. Phoenix (12/7/15)	4 two times	2 two times
DEF. REB	11 vs. Los Angeles Clippers (12/10/15)	12 two times	6 vs. Cleveland (5/8/15)
REB	11 vs. Los Angeles Clippers (12/10/15)	14 vs. Milwaukee (2/23/15)	8 vs. Cleveland (5/8/15)
AST	7 vs. New York (1/1/16)	7 vs. New York (1/1/16)	3 vs. Milwaukee (4/27/15)
STL	5 vs. Philadelphia (4/13/16)	5 vs. Philadelphia (4/13/16)	2 two times
BLK	3 two times	5 at Boston (11/28/14)	3 vs. Cleveland (5/10/15)

CAREER TRANSACTIONS: Selected in the first round (23rd overall) by the Houston Rockets in the 2011 NBA Draft (6/23/11) ... traded by Houston, along with Brad Miller, a future first-round draft pick and cash considerations to the Minnesota Timberwolves, in exchange for Jonny Flynn, the draft rights to Donatas Motiejunas and the Timberwolves' 2012 second-round draft pick (6/23/11) ... traded by Minnesota to the Chicago Bulls, in exchange for the draft rights to Norris Cole (28th overall), the draft rights to Malcolm Lee (43rd overall) and cash considerations ... signed by Chicago (7/18/14).

PERSONAL: Full name is Nikola Mirotić Stajovic (KNEE-coal-uh MIR-oh-tich) ... he and his wife, Nina, have one son, Alexsej ... was an early-entry candidate for the 2011 NBA Draft ... participated in the Basketball without Borders Europe camp in Turkey in 2008, as well as the Basketball without Borders Europe camp in 2007.



45 DENZEL VALENTINE

POSITION: GUARD	COLLEGE: MICHIGAN STATE
HT., WT.: 6-2, 210	BIRTH DATE: 11/16/93
YEARS PRO: ROOKIE	PLACE: LANSING, MICH.

HIGHLIGHTS

- Named National Player of the Year for 2015-16 by each of the following: Associated Press, National Association of Basketball Coaches, USA Today, NBC Sports and Sports Illustrated
- Unanimous First-Team All-American (2016)
- Big Ten Player of the Year and First-team All-Big Ten (2016)
- Big Ten Tournament's Most Outstanding Player (2016)
- His 7.8 apg in 2015-16 ranked fourth in the nation

CAREER TRANSACTIONS: Selected in the first round (14th overall) by the Chicago Bulls in the 2016 NBA Draft (6/23/16).

COLLEGE CAREER: Played in 144 games for the Spartans and averaged 11.4 ppg, 5.9 rpg, 4.4 apg and 0.92 spg in 29.0 mpg ... shot .442 from the field, .408 from three and .779 from the foul line. **2015-16:** In 31 games averaged 19.2 ppg, 7.5 rpg, 7.8 apg and 1.03 spg in 33.0 mpg ... shot .462 from the floor, .444 from long range and .853 from the free throw line ... scored in double figures in all but one game ... tallied 20+ points 12 times and 30+ twice ... logged 11 double-doubles, including two triple-doubles ... finished the season with a 2.84:1 assist-to-turnover ratio ... received numerous postseason accolades, namely National Player of the Year Honors from the Associated Press, NABC, USA Today and Sports Illustrated ... unanimously named First-Team All-American ... finalist for the Naismith Award and the Wooden Award ... guided the Spartans to their third Big Ten Conference Tournament title in five years and was dubbed the tourney's Most Outstanding Player after averaging 17.3 ppg, 8.7 rpg and 9.0 apg spanning three victories ... poured in 27 points and tied a season best of 13 assists in MSU's win vs. Ohio State (3/5) ... paced the Spartans with 24 points, 7 rebounds and 10 assists vs. Wisconsin (2/18) ... registered 30 points and 13 dimes vs. Indiana (2/14) ... finished with 19 points, season-high 14 rebounds and 8 assists in a win over Maryland (1/23) ... recorded two triple-doubles in a nine-day span, first in a win over fourth-ranked Kansas on 11/17 (29 pts/12 reb/12 ast) ... followed by a 29 pt/11 reb/10 ast effort against Boston College (11/26) ... became the fourth player in program history to record a triple-double ... was named the Naismith Player of the Week for 2/16 and the Lute Olson Award National Player of the Week for 11/30 ... three-time Big Ten Player of the Week (11/23, 2/8, 2/15) ... missed four games from 12/22-1/7 due to knee surgery. **2014-15:** Started all 39 games, averaged 14.5 ppg, 6.3 rpg, 4.3 apg and 0.90 spg in 33.2 mpg ... shot .475 from the floor, .416 from long distance and .826 from the line ... named Third-Team All-Big Ten and MSU's Most Improved Player ... only player in the Big Ten to rank in

the Top 15 in scoring (12th, 14.5 ppg), rebounding (11th, 6.3 rpg) and assists (7th, 4.3 apg) ... only Spartan to start all 39 contests ... ranked fifth in the Big Ten in 3P% (.416) and second in 3PM per game (2.6) ... turned in the third-best single-season total for made 3-pointers in MSU history (102) ... led the Spartans with a .826 free-throw percentage, including .857 in the NCAA Tournament ... scored in double figures in 29 contests, including eight games with 20+ points ... led MSU in scoring in 16 games, in assists in 19 contests and in rebounding seven times ... scored 22 points in Final Four loss to Duke (4/4) ... scored a season-high 27 points vs. Minnesota (2/26), including knocking down 7-of-12 3-pointers ... hit the game-winning shot against Ohio State on 2/14. **2013-14:** As a sophomore, appeared in 38 games (33 starts), averaging 8.0 ppg, 6.0 rpg, 3.8 apg and 0.97 spg in 29.4 mpg ... shot .408 overall, .377 from downtown and .677 from the stripe ... honorable-mention All-Big Ten honoree, as selected by both the league's media and coaches ... only Spartan to appear in all 38 games, ranking second on the team with 33 starts, and third in minutes per game ... only player in the Big Ten to rank in the Top 15 in both rebounding (T-11th) and assists (8th) ... led MSU in rebounding in 11 games and in assists in 16 games, including four games doing both ... recorded three double-doubles. **2012-13:** In his freshman season, played in all 36 games (15 starts) and posted averages of 5.0 ppg, 4.1 rpg and 2.4 apg in 20.8 mpg ... shot .445 from the field, .281 from beyond the arc and .667 from the foul line ... recipient of MSU's Unsung Player Award ... scored in double figures on six occasions ... led MSU in assists in 10 games ... tallied a season-high 14 points against Illinois on 1/31 ... posted a double-double against Oakland (11/23), scoring 10 points and grabbing a season-high 10 rebounds, while dishing out a season-high 6 assists.


PERSONAL: Son of Carlton and Kathy Valentine ... his father was a four-year letterwinner at Michigan State ... his brother Drew played for Oakland University, where he is currently an assistant coach ... communication major.



COLLEGE STATISTICS:

YEAR	TEAM	G	MIN	FG	FGA	PCT	3FG	3FGA	PCT	FT	FTA	PCT	OFF	DEF	TOT	A	PF	DQ	STL	TO	BLK	PTS	RPG	APG	PPG
12-13	Mich St	36	749	69	155	.445	16	57	.281	26	39	.667	39	110	149	87	68	1	28	71	12	180	4.1	2.4	5.0
13-14	Mich St	38	1116	108	265	.408	43	114	.377	44	65	.677	47	181	228	144	98	2	37	69	12	303	6.0	3.8	8.0
14-15	Mich St	39	1295	197	445	.443	102	245	.416	71	86	.826	46	199	245	167	85	3	35	92	9	567	6.3	4.3	14.5
15-16	Mich St	31	1022	205	444	.462	104	234	.444	81	95	.853	25	208	233	241	52	0	32	85	7	595	7.5	7.8	19.2
TOTALS		144	4182	579	1309	.442	265	650	.408	222	285	.779	157	698	855	639	303	6	132	317	40	1645	5.9	4.4	11.4





7 D'VAUNTES SMITH-RIVERA

POSITION: GUARD

HT., WT.: 6-3, 215

YEARS PRO: ROOKIE

COLLEGE: GEORGETOWN

BIRTH DATE: 12/20/92

PLACE: INDIANAPOLIS

HIGHLIGHTS

- Selected to the First Team All-Big East (2015)
- Named to the Big East All-Rookie Team (2013)
- Tabbed the Big East Preseason Player of the Year before his junior season (2014)

CAREER TRANSACTIONS: Signed as a free agent with the Chicago Bulls (9/26/16).


COLLEGE CAREER: Played in 130 games with Georgetown and posted averages of 14.8 ppg, 3.9 rpg, 3.0 apg and 1.27 spg in 32.7 mpg ... shot .423 overall, .362 from long range and .830 from the stripe. **2015-16:** In 33 games with Georgetown, averaged 16.2 ppg, 3.6 rpg, 4.5 apg and 1.45 spg in 35.4 mpg (1st in Big East) ... shot .413 from the field, .330 from 3-point land and .811 from the free throw line ... scored in double digits 28 times, 20+ points eight times and 30+ points twice ... made 73 3-pointers for the season and totaled 12 games with 3+ treys ... scored 10+ points in 14 straight games from 12/22-2/8 ... recorded season-high 9 assists on 3/1 at Marquette ... finished with 26 points and shot a perfect 10-10 FT on 2/27 vs. Butler ... tied a career high of 33 points and made 5 3-pointers at St. John's (1/13) ... poured in 30 points against Maryland-Eastern Shore (12/1) ... named Second Team All-Big East. **2014-15:** In 32 games, averaged 16.3 ppg (4th in Big East), 4.2 rpg, 3.2 apg and 1.59 spg in 34.4 mpg ... posted shooting marks of .421 from the field, .387 from distance and .861 from the line (2nd in Big East) ... named the Big East Preseason Player of the Year and later selected to the All-Big East First Team ... had nine games with 20+ points ... led the team in scoring 21 times ... scored a season-high 29 points three times, against Wisconsin in the Battle 4 Atlantis, against Indiana and at St. John's ... became the 45th player in program history to reach the 1,000-point mark for his career, and finished his junior season ranked 18th all-time at Georgetown with 1,386 points ... record-

ed two double-doubles ... had 10 points and 10 rebounds – along with 6 assists – against Kansas (12/10) ... also had 12 points, 6 rebounds and 6 assists in win over St. John's (2/17). **2013-14:** Appeared in 33 games and averaged 17.6 ppg (3rd in Big East), 5.0 rpg, 2.7 apg and 1.24 spg in 35.5 mpg ... shot .445 from the floor, .393 from behind the arc (7th) and .873 from the line (1st) ... named Second Team All-Big East ... had seven games with 20+ points ... scored 30+ points twice, first with 31 points in win over St. John's (1/4) ... recorded two double-doubles ... first was in a win over Creighton, with 18 points and a career-best 12 rebounds (3/4) ... scored a season-high 32 points and had 10 rebounds in win over West Virginia during the first round of the NIT (3/18). **2012-13:** In 32 contests, averaged 8.9 ppg, 3.0 rpg, 1.4 apg and 0.78 spg in 25.5 mpg ... shot .404 from the field, .336 from distance and .711 from the free throw line ... a Big East All-Rookie selection ... reached double figures in scoring 12 times ... scored 19 points in the season opener, hitting 4 3-pointers (11/1) ... scored a career-high 33 points, hitting 5 3-pointers, against DePaul (2/20).

PERSONAL: Son of Mateo and Kelana Rivera ... has two brothers, Mateo Jr. and Rogelio ... his cousin, Kevin Grant, played basketball at the University of Southern Indiana ... coached by Steve Smith at Oak Hill ... enjoys soccer, swimming and golf ... lists scoring 41 points in the national championship game as the most thrilling moment in his career ... lists his family as the most influential people in his career.

COLLEGE STATISTICS:

YEAR	TEAM	G	MIN	FG	FGA	PCT	3FG	3FGA	PCT	FT	FTA	PCT	OFF	DEF	TOT	A	PF	DQ	STL	TO	BLK	PTS	RPG	APG	PPG
12-13	Grown	32	815	93	230	.404	39	116	.336	59	83	.711	26	69	95	45	29	1	25	37	1	284	3.0	1.4	8.9
13-14	Grown	33	1172	178	400	.445	66	188	.393	158	181	.873	43	121	164	90	64	0	41	57	5	580	5.0	2.7	17.6
14-15	Grown	32	1102	157	373	.421	72	186	.387	136	158	.861	26	108	134	101	67	1	51	52	6	522	4.2	3.2	16.3
15-16	Grown	33	1168	172	416	.413	73	221	.330	116	143	.811	22	98	120	150	78	2	48	69	10	533	3.6	4.5	16.2
TOTALS		130	4257	600	1419	.423	250	691	.362	469	565	.830	117	396	513	386	238	4	165	215	22	1919	3.9	3.0	14.8



15 THOMAS WALKUP

POSITION: GUARD/FORWARD

HT., WT.: 6-4, 195

YEARS PRO: ROOKIE

COLLEGE: STEPHEN F. AUSTIN

BIRTH DATE: 12/30/92

PLACE: PASADENA, TEXAS

HIGHLIGHTS

- Two-time Southland Conference Player of the Year (2015, 2016)
- Three-time Southland Conference Tournament MVP (2014, 2015, 2016)
- Two-time AP All-America Honorable Mention (2015, 2016)

CAREER TRANSACTIONS: Signed with the Chicago Bulls as a free agent (9/26/16).


COLLEGE CAREER: Across 135 games with Stephen F. Austin, posted 12.9 ppg, 5.6 rpg, 2.9 apg and 1.30 spg in 26.2 mpg ... shot .568 from the field, .305 from long range and .759 from the line. **2015-16:** Played in 34 games and averaged 18.1 ppg, 6.9 rpg, 4.5 apg and 2.09 spg in 29.5 mpg ... shot .588 from the field, .256 from three and .817 from the foul line ... set new SFA single-season NCAA Division I-era program highs in points, FGM, FTM and steals ... posted 11 outings of 20+ points and six of 30+ ... captivated the nation with a 33-point performance and finished one rebound shy of a double-double in the 'Jacks opening round NCAA Tournament win over third-seeded West Virginia (3/18); set a new program record for FTM in a game (19) and tied a program best for FTA in a game (20) ... etched his name in the SFA history books by spring for the program's first triple-double in 43 years in a road victory at Incarnate Word (2/15); in that tilt, finished with a triple-double (12pts/15reb/10ast); became only the second NCAA Division I men's basketball player since 2003 to have at least 10pts/15reb/10ast and 5 steals in a game during that triple-double outing ... registered his first 30-point outing of the season at Northern Iowa (11/17) by putting in 30 and collecting 8 rebounds. **2014-15:** In 34 games, averaged 15.6 ppg, 6.5 rpg, 3.7 apg and 1.18 spg in 27.7 mpg ... shot .567 from the floor, .262

from distance and .744 from the stripe ... scored in double figures 28 times, including a career-high 34 points against Houston Baptist (2/7) ... eclipsed 20 points eight times ... matched a career-high with 13 rebounds against Incarnate Word (3/2) and Northwestern State (3/5) ... keyed the Lumberjacks to a 19-game win streak from 11/27-2/9 ... tallied 24 points, 8 rebounds and 5 assists in the SLC Tournament over Sam Houston State (3/14). **2013-14:** Appeared in 35 games and averaged 13.1 ppg, 5.3 rpg, 2.1 apg and 1.09 spg in 28.4 mpg ... shot .568 from the field, .359 from downtown and .733 from the line ... finished 2nd on the team with four double-doubles, recording two across the second and third round of the NCAA Tournament ... recorded double figures in 26 games ... scored 20+ points in six games ... scored 20+ points against Towson (12/6), at Houston Baptist (1/9), at Texas A&M-Corpus Christi (1/11), Central Arkansas (3/8) and 4th-seeded UCLA (3/23) in the third round of the NCAA Tournament as part of his second consecutive double-double performance in the Big Dance. **2012-13:** In 32 contests, averaged 4.4 ppg, 3.6 rpg, 1.3 apg and 0.84 spg in 18.5 mpg ... shot .505 overall, .455 from three and .605 from the foul line. 2011-12: Utilized redshirt year of eligibility.

PERSONAL: Son of Lisa and Raymond Walkup ... attended Deer Park High School in Texas ... older brother Nathan played for Texas A&M basketball from 2007-11.

COLLEGE STATISTICS:

YEAR	TEAM	G	MIN	FG	FBA	PCT	3FG	3FBA	PCT	FT	FTA	PCT	OFF	DEF	TOT	A	PF	DQ	STL	TO	BLK	PTS	RPG	APG	PPG
12-13	SFA	32	593	56	111	.505	5	11	.281	23	38	.605	57	58	115	41	79	3	27	29	3	140	3.6	1.3	4.4
13-14	SFA	35	994	175	308	.568	14	39	.377	96	131	.733	81	105	186	75	111	5	38	55	9	460	5.3	2.1	13.1
14-15	SFA	34	943	185	326	.567	11	42	.416	148	199	.744	84	136	220	126	100	4	40	73	6	529	6.5	3.7	15.6
15-16	SFA	34	1002	217	369	.588	10	39	.444	170	208	.817	79	154	233	153	93	1	71	58	16	614	6.9	4.5	18.1
TOTALS		135	3532	633	1114	.568	40	131	.305	437	576	.779	301	453	754	395	383	13	176	215	34	1743	5.6	2.9	12.9



31 J.J. AVILA

POSITION: FORWARD

HT., WT.: 6-8, 250

YEARS PRO: ROOKIE

COLLEGE: COLORADO STATE

BIRTH DATE: 10/11/91

PLACE: McALLEN, TEXAS

HIGHLIGHTS

- Named First-Team All-Mountain West after senior season (2014-15)
- Invited to attend the 2015 Portsmouth Invitational Tournament
- On 2015 Houston Summer League Roster and 2016 New York Summer League Roster

2015-16 (STELLA ARTOIS LEUVEN BEARS): Signed with Stella Artois Leuven Bears of the Belgium Scoore League on 7/18/15 ... played in 28 games (21 starts) and posted 10.3 ppg, 6.0 rpg and 3.2 apg in 27.2 mpg ... shot .396 from the field (111-of-280), .234 from three (18-of-77) and .803 from the free throw line (49-of-61) ... notched two double-doubles on the season.

CAREER: Played in four games with the Knicks Summer League squad in Orlando in 2016 and averaged 1.3 ppg and 1.5 rpg in 7.8 mpg ... on the Rockets roster for the 2015 Summer League in Las Vegas and posted 1.0 ppg, 1.0 rpg and 1.0 apg in 4.3 mpg through two games.

CAREER TRANSACTIONS: Signed with Chicago as a free agent (9/19/16).

COLLEGE CAREER: Played two seasons (2010-11, 2011-12) at Navy before transferring to Colorado State for his final two seasons (2013-14, 2014-15) ... saw action in 115 games (103 starts) in his four-year career and posted 15.1 ppg, 6.8 rpg, 2.8 apg and 1.6 spg in 31.5 mpg ... shot .475 from the field, .303 from three and .746 from the free throw line. 2014-15: Named First-Team All-Mountain West ... played in 31 games (all starts) and posted 16.7 ppg, 7.5 rpg, 2.8 apg and 2.0 spg in 32.1 mpg ... shot .553 from the field, .243 from beyond the arc and .634 from the free throw line ... was the only player in the NCAA Division I to average better than 16.0 ppg, 7.0 rpg, 2.5 apg and 2.0 spg while shooting better than .550 from the floor. **2013-14:** Earned Mountain West Third-Team All-Conference accolades ... played and started in all 32 contests ... led the team in scoring at 16.6 ppg and also averaged 7.4 rpg, 3.3 apg and

1.1 spg in 33.4 mpg ... tied for the team lead with 27 double-figure scoring games and posted a team-most 12 games with 20+ points including two 30-point contests ... had four double-doubles ... scored season-high 33 points vs. Lamar (12/28) which ranked as the season's top single-game scoring performance for the Rams. **2012-13:** Attended South Texas College in his hometown of McAllen, Texas, but did not compete, using the season away as a redshirt year. **2011-12:** Played in 21 games as a sophomore at Navy, and missed the final eight games after voluntarily resigning from the academy on 1/20/12 ... tallied team-leading averages of 15.9 ppg, 7.2 rpg and 2.9 apg ... recorded double-figures scoring in 19 of 21 games, including 16 straight from 11/22 vs. Tulane to 1/28 vs. Bucknell. **2010-11:** Had one of the top statistical seasons by a freshman in Navy history, ranking second on the team in scoring (11.5), rebounding (5.3), assists (7.4) and FT% (.829), was first in steals (54) and third in 3PM (53) and blocks (18) ... his 357 points were the third most by a freshman in school history, and he became just one of four freshmen, and the first since Vernon Butler in 1983, to average 10.0 ppg and 5.0 rpg ... the only freshman in Navy history to average 10.0 ppg, 5.0 rpg and 2.0 apg ... one of four freshmen nationally to average 10.0 ppg, 5.0 rpg and 2.0 apg ... won eight Patriot League Rookie of the Week awards (the fourth most in league history), while winning five straight awards.

PERSONAL: Son of J.J. Avila and Vicki Simpson ... majored in communication studies at Colorado State.


COLLEGE STATISTICS:

YEAR	TEAM	G	MIN	FG	FBA	PCT	3FG	3FBA	PCT	FT	FTA	PCT	OFF	DEF	TOT	A	PF	DQ	STL	TO	BLK	PTS	RPG	APG	PPG
10-11	Navy	31	651	123	307	.401	53	164	.323	58	70	.829	42	122	164	74	85	54	84	18	357	5.3	2.4	11.5	
11-12	Navy	21	703	124	254	.488	21	76	.276	65	83	.783	52	98	150	59	57	36	52	10	334	7.1	2.8	15.9	
12-13	N/A Transfer Year																								
13-14	Colo St.	32	1070	186	410	.454	24	76	.316	136	171	.795	82	155	237	106	84	35	78	16	532	7.4	3.3	16.6	
14-15	Colo St.	31	995	206	373	.552	9	37	.243	97	153	.634	91	140	231	88	81	62	84	11	518	7.5	2.8	16.7	
TOTALS		115	3619	639	1344	.475	107	353	.303	356	477	.746	267	515	782	327	307	0	187	298	55	1741	6.8	2.8	15.1




NO.	PLAYER	POS	HGT	WGT	BORN	PRIOR TO NBA/HOME COUNTRY	NBA EXP
0	Isaiah Canaan	G	6-0	201	05/21/91	Murray State/USA	3
1	Michael Carter-Williams	G	6'6"	190	10/10/91	Syracuse/USA	3
2	Jerian Grant	G	6-4	198	10/09/92	Notre Dame/USA	1
3	Dwyane Wade	G	6-4	220	01/17/82	Marquette/USA	13
5	Bobby Portis	F	6-11	246	02/10/95	Arkansas/USA	1
6	Cristiano Felicio	F/C	6-9	266	07/07/92	Flamengo/Brazil	1
7	D'Vauntes Smith-Rivera	G	6-3	215	12/20/92	Georgetown/USA	R
8	Robin Lopez	C	7-0	255	04/01/88	Stanford/USA	8
9	Rajon Rondo	G	6-1	186	02/22/86	Kentucky/USA	10
11	Doug McDermott	F	6-8	219	01/03/92	Creighton/USA	2
15	Thomas Walkup	G/F	6-4	195	12/30/92	Stephen F. Austin/USA	R
16	Paul Zipser	F	6-8	210	02/18/94	FC Bayern Munich/Germany	R
21	Jimmy Butler	G/F	6-7	231	09/14/89	Marquette/USA	5
22	Taj Gibson	F	6-9	236	06/24/85	Southern California/USA	7
25	Spencer Dinwiddie	G	6-6	200	04/06/93	Colorado/USA	2
31	J.J. Avila	F	6-8	250	10/11/91	Colorado State/USA	R
44	Nikola Mirotić	F	6-10	238	02/11/91	Real Madrid/Montenegro	2
45	Denzel Valentine	G	6-6	212	11/16/93	Michigan State/USA	R

HEAD COACH:	Fred Hoiberg
ASSOCIATE HEAD COACH:	Jim Boylen
ASSISTANT COACHES:	Pete Myers, Randy Brown, Mike Wilhelm, Charlie Henry
DIRECTOR OF SPORTS PERFORMANCE:	Chip Schaefer
HEAD ATHLETIC TRAINER:	Jeff Tanaka
ASSISTANT ATHLETIC TRAINER:	Armando Rivas
STRENGTH COACH:	Matt Johnson
ASSISTANT STRENGTH COACH:	Ed Streit
EQUIPMENT MANAGER:	John Ligmanowski
VIDEO COORDINATOR:	Paul Miller




0 ISAIAH
CANAAN

Position: Guard
Height: 6-0
Weight: 201



1 MICHAEL
CARTER-WILLIAMS

Position: Guard
Height: 6-6
Weight: 190




2 JERIAN
GRANT

Position: Guard
Height: 6-4
Weight: 198




3 DWYANE
WADE

Position: Guard
Height: 6-4
Weight: 220




5 BOBBY
PORTIS

Position: Forward
Height: 6-11
Weight: 246



6 CRISTIANO
FELICIO

Position: For./Center
Height: 6-9
Weight: 266




7 D'VAUNTES
SMITH-RIVERA

Position: Guard
Height: 6-3
Weight: 215



8 ROBIN
LOPEZ

Position: Guard
Height: 6-1
Weight: 186



9 RAJON
RONDO

Position: Guard
Height: 6-1
Weight: 186



11 DOUG
MCDERMOTT

Position: Forward
Height: 6-8
Weight: 223



15 THOMAS
WALKUP

Position: Guard/For.
Height: 6-4
Weight: 195




16 PAUL
ZIPSER

Position: Forward
Height: 6-8
Weight: 210




21 JIMMY
BUTLER

Position: Guard/For.
Height: 6-7
Weight: 231



22 TAJ
GIBSON

Position: Forward
Height: 6-9
Weight: 236




25 SPENCER
DINWIDDIE

Position: Guard
Height: 6-6
Weight: 200



31 J.J.
AVILA

Position: Forward
Height: 6-8
Weight: 250



44 NIKOLA
MIROTIĆ

Position: Forward
Height: 6-10
Weight: 238



45 DENZEL
VALENTINE

Position: Guard
Height: 6-6
Weight: 212



THE NBA





NBA OFFICES

NEW YORK Olympic Tower
645 Fifth Avenue
New York, NY 10022
Tel: (212) 407-8000
Fax: (212) 832-3861

NEW JERSEY 100 Plaza Drive
Secaucus, NJ 07094
Tel: (201) 865-1500
Fax: (201) 974-5973

EUROPE

HEADQUARTERS Endeavour House
NBA EMEA 189 Shaftesbury Avenue
London, United Kingdom WC2H 8JR
Tel: +44-20-7420-8900

SPAIN pq, Empresarial 'La Finca'
Edif. 17A, 1a
28223 Pozuelo de Alarcon
Madrid, Spain
Tel: +34-911-517-101
Fax: +34-911-517-120

AFRICA

HEADQUARTERS 6th Floor GreenPark Corner,
Cnr West Road South & Lower Road
Morningside 2196
Johannesburg, South Africa
Tel: +27-100-072-6681

INDIA

HEADQUARTERS Tower 1, 10th Floor
Indiabulls Finance Center
Senapati Bapat Marg Mumbai
Maharashtra 400013
Telephone: +91-22-6124-6100

LATIN AMERICA

BRAZIL Av Borges de Medeiros, 633
Sala 301 - Leblon
Rio de Janeiro, RJ, Brazil 22430-041
Tel: +55-21-3206-6400
Fax: +55-21-2586-6001

MEXICO Av Santa Fe 94, Torre A Piso 8,
Colonia Zedec Santa Fe
Mexico DF Mexico 01210
Tel: +52-55-88511159
Fax: +52-55-88511111

CANADA

HEADQUARTERS 50 Bay Street, Suite 1402
Toronto, Ontario
Canada M5J 3A5
Tel: (416) 682-2000
Fax: (416) 364-0205

ASIA/PACIFIC

HONG KONG Room 3101, The Lee Gardens
33 Hysan Avenue
Causeway Bay, Hong Kong
Tel: +852-2843-9600
Fax: +852-2536-4808

TAIWAN Suite 1303, No. 88, Section 2,
Chung Hsiao East Road
Taipei, Taiwan ROC
Tel: +886-2-2397-8000
Fax: +886-2-2358-1098

PHILIPPINES 9/F Regus Office, Net Park
5th Avenue Fort Bonifacio Global City
Taguig, Philippines
Tel: +63-2-795-2446

CHINA – BEIJING 19th Floor, Office Tower 2,
China Central Place,
No. 79 Jianguo Road,
Chaoyang District,
Beijing 100025, China
Tel: +86-10-5200-8200
Fax: +86-10-5200-8202

CHINA – SHANGHAI Unit 2703-08, 27/F,
Tower, 2, Plaza 66
1366 Nanjing West Road
Shanghai 200040, China
Tel: +86-21-6137-2200
Fax: +86-21-6288-9920



NBA DEVELOPMENT LEAGUE

OLYMPIC TOWER, 645 5TH AVENUE; NEW YORK, NY 10022

Media Relations Contact: Joanna Shapiro (jshapiro@nba.com); Mike Perrelli (mperrelli@nba.com)

AUSTIN SPURS (SAN ANTONIO)

13581 Pond Springs Road, Suite 108, Austin, TX 78729

Tel: (512) 236-8333; Fax: (512) 236-8444

Arena: Cedar Park Center

Media Relations Contact: Perri Travillion

(ptravillion@attcenter.com)

Website: www.austinspurs.com

CANTON CHARGE (CLEVELAND)

1101 Market Avenue North; Canton, OH 44702

Tel: (866) 444-1944; Fax: (330) 489-1703

Arena: Canton Memorial Civic Center

Media Relations Contact: Sean Wyatt

(swyatt@cantoncharge.com)

Website: www.cantoncharge.com

DELAWARE 87ERS (PHILADELPHIA)

300 Martin Luther King Blvd, Ste. 200; Wilmington, DE 19801

Tel: (302) 504-7567; Fax: (302) 351-5370

Arena: Bob Carpenter Center

Media Relations Contact: Alex Yoh

(alex.yoh@sevens.com)

Website: www.sevens.com

ERIE BAYHAWKS (ORLANDO)

110 East 8th Street; Erie, PA 16501

Tel: (814) 790-5600; Fax: (814) 790-5608

Arena: Erie Insurance Arena

Media Relations Contact: Iris Rayburn

(iris.rayburn@nbaerie.com)

Website: www.nbaerie.com

FORT WAYNE MAD ANTS (INDIANA)

1910 St. Joe Center Rd, Suite 6; Fort Wayne, IN 46825

Tel: (260) 469-4667; Fax: (260) 469-4674

Arena: Allen County War Memorial Coliseum

Media Relations Contact: Vinessa Needham

(vneedham@fortwaynehoops.com)

Website: www.fortwaynehoops.com

GRAND RAPIDS DRIVE (DETROIT)

40 Monroe Center NW, Ste 1; Grand Rapids MI 49503

Tel: (844) 473-7483; Fax: (260) 469-4674

Arena: DeltaPlex Arena

Media Relations Contact: Sarah Parfet Jbara

(spj@nbagrandsrapids.com)

Website: www.nbagrandsrapids.com

GREENSBORO SWARM (CHARLOTTE)

2411 West Gate City Blvd.; Greensboro, NC 27403

Tel: (336) 907-3600

Arena: The Fieldhouse at the Greensboro Coliseum Complex

Media Relations Contact: Katerina Kienle

(kienle@gsooswarm.com)

Website: www.gsooswarm.com

IOWA ENERGY (MEMPHIS)

730 3rd Street; Des Moines, Iowa 50309

Tel: (515) 564-8550; Fax: (515) 564-8551

Arena: Wells Fargo Arena

Media Relations Contact: Seth Nutting

(sethn@iowanba.com)

Website: www.iowanba.com

LONG ISLAND NETS (BROOKLYN)

168 39th Street, 8th Floor; Brooklyn, NY 11232

Tel: (718) 215-2299; Fax: (718) 522-3544

Arena: Barclays Center

Media Relations Contact: Megan Walsh

(mwals@brooklynets.com)

Website: www.longislandnets.com

LOS ANGELES D-FENDERS (L.A. LAKERS)

555 North Nash Street; El Segundo, CA 90245

Tel: (310) 426-6000; Fax: (310) 426-6031

Arena: Toyota Sports Center

Media Relations Contact: T.C. Greene

(tgreene@d-fenders.com)

Website: www.d-fenders.com

MAINE RED CLAWS (BOSTON)

413 Congress Street; Portland, ME 04101

Tel: 207-210-6655; Fax: 207-210-6659

Arena: Portland Exposition Building

Media Relations Contact: Evans Boston

(eboston@maineredclaws.com)

Website: www.maineredclaws.com

NORTHERN ARIZONA SUNS (PHOENIX)

3201 N. Main Street; Prescott Valley, AZ 86314

Tel: (928) 772-7667

Arena: Prescott Valley Event Center

Media Relations Contact: Ashley Stovall

(astovall@nazsuns.com)

Website: www.nazsuns.com

OKLAHOMA CITY BLUE (OKLAHOMA CITY)

208 Thunder Drive, Oklahoma City, OK 73102

Tel: (405) 208-4800; Fax: (405) 429-7900

Arena: Cox Convention Center

Media Relations Contact: TBD

Website: www.oklahomacityblue.com

RAPTORS 905 (TORONTO)

5600 Rose Cherry Place, Mississauga, ON L4Z4B6

Tel: (416) 915-5423; Fax: (416) 902-4311

Arena: Hershey Centre

Media Relations Contact: TBD

Website: www.raptors905.com

RENO BIGHORNS (SACRAMENTO)

50 West Liberty Street, Ste. 201; Reno, NV 89501

Tel: (775) 853-8200

Arena: Reno Event Center

Media Relations Contact: Kyle Jones

(kjones@renobighorns.com)

Website: www.renobighorns.com

RIO GRANDE VALLEY VIPERS (HOUSTON)

4500 North 10th Street, Suite 315; McAllen, TX 78504

Tel: (956) 972-1144; Fax: (956) 972-1150

Arena: State Farm Arena

Media Relations Contact: Anwar Chagollan

(anwar@rgvfc.com)

Website: www.rgvipers.com

SALT LAKE CITY STARS (UTAH)

301 West South Temple; Salt Lake City, UT 84101

Tel: (801) 325-2500

Arena: Lifetime Activities Center – Bruin Arena

Media Relations Contact: Gina Calvert

(gina.calvert@slcstars.com)

Website: www.rgvipers.com

SANTA CRUZ WARRIORS (GOLDEN STATE)

903 Pacific Avenue, Suite 101; Santa Cruz, CA 95060

Tel: (831) 731-4396; Fax: (831) 466-3201

Arena: Kaiser Permanente Arena

Media Relations Contact: Gina Antonello

(gantonello@santacruzbasketball.com)

Website: www.santacruzbasketball.com

SIOUX FALLS SKYFORCE (MIAMI)

2191 South Minnesota Ave; Sioux Falls, SD 57105

Tel: (605) 332-0605; Fax: (605) 332-2305

Arena: Sanford Pentagon

Media Relations Contact: Matt Dykstra

(mdykstra@skyforceonline.com)

Website: www.skyforceonline.com

TEXAS LEGENDS (DALLAS)

2601 Avenue of the Stars, Suite 300; Frisco, TX 75034

Tel: (214) 469-0822; Fax: (214) 469-0823

Arena: Dr. Pepper Arena

Media Relations Contact: Britney Wynn

(bwynn@texlegends.com)

Website: www.texlegends.com

WESTCHESTER KNICKS (NEW YORK)

198 Central Ave.; White Plains, NY 10606

Tel: (914) 559-8888

Arena: Westchester County Center

Media Relations Contact: Katie Hatch

(katie.hatch@msg.com)

Website: www.westchesterknicks.com

WINDY CITY BULLS (CHICAGO)

5333 Prairie Stone Parkway, Hoffman Estates, IL 60192

Tel: (847) 396-7070

Arena: Sears Centre Arena

Media Relations Contact: Cedric Quackenbush

(cquackenbush@bulls.com)

Website: www.windycitybulls.com

FRONT OFFICE

BASKETBALL OPS

PLAYERS

THE NBA

OPPONENTS

2015-16 SEASON

RECORDS

PLAYERS

HISTORY

COMMUNITY

MEDIA



The Windy City Bulls are the official NBA Development League affiliate of the Chicago Bulls. The new team, which plays its home games at Sears Centre Arena in Hoffman Estates, Ill., is the NBA D-League's 22nd franchise. The league plays a 50-game regular season schedule between November and April and the Chicago Bulls are the 13th NBA team to fully own and operate its D-League affiliate. BMO Harris Bank will serve as the presenting partner of the new team and all Windy City games may be seen via live streaming on Youtube.com.

SEARS CENTRE ARENA INFORMATION

The Sears Centre Arena is an 11,000-seat multipurpose family entertainment, cultural, and sports arena located in Hoffman Estates' 59-90 Entertainment District. The Sears Centre Arena, which opened in 2006, is designed to accommodate a variety of events including concerts, family shows and sporting events.

Sears Centre Arena
5333 Prairie Stone Parkway
Hoffman Estates, IL 60192
(847) 396-7070
WindyCityBulls.com



WINDY CITY BULLS STAFF



BRAD SEYMOUR
 President



BRIAN HAGEN
 General Manager



NATE LOENSER
 Head Coach



JEFF FELD
 Manager of Basketball
 Operations



BRENDAN GILDEA
 Manager of Business
 Operations



BRAD BAUER
 Senior Account Executive,
 Corporate Partnerships



CEDRIC QUACKENBUSH
 Manager of Communications &
 Community Relations



HORACE GRANT, JR.
 Ticket Executive



JUSTIN LONG
 Ticket Executive



NICHOLAS PETRO
 Ticket Executive



NOVEMBER

S	M	T	W	T	F	S
HOME						
AWAY						
6	7	8	9	10	LNG 11 7:00	ERIE 12 8:00
13	14	15	16	17	18	TEX 19 7:00
20	21	22	RAP 23 10:00 AM	24	OKC 25 7:00	DEL 26 7:00
27	28	LNG 29 12:30	30			

DECEMBER

S	M	T	W	T	F	S
HOME						
AWAY						
4	5	6	7	8	GRD 9 8:00	FWN 10 8:00
11	12	13	GRD 14 8:00	15	GBO 16 7:00	DEL 17 7:00
18	19	20	21	22	CAN 23 8:00	24
25	26	27	28	29	30	MNE 31 12:00

JANUARY

S	M	T	W	T	F	S
1	2	FWN 3 8:00	4	5	WES 6 7:00	RAP 7 7:00
8	9	10	ERIE 11 8:00	12	13	14
15	16	17	18	19	20	21
22	23	24	25	26	FWN 27 7:00	ERIE 28 7:00
29	30	31			HOME	AWAY

FEBRUARY

S	M	T	W	T	F	S
HOME			LNG 1 12:30	2	WES 3 8:00	WES 4 4:00
AWAY			GRD 7 7:00	RAP 9 7:00	10	LNG 11 7:00
5	6	GRD 7 7:00	8	RAP 9 7:00	10	LNG 11 7:00
12	13	14	15	16	17	18
19	20	21	ARZ 22 7:30	23	LA 24 9:30	SC 25 9:00
26	SLC 27 8:00	28				

MARCH / APRIL

S	M	T	W	T	F	S
HOME			RENO 1 1:00	2	GRD 3 7:00	SXF 4 7:30
AWAY			CAN 8 10:00 AM	9	10	GBO 11 8:00
5	MNE 6 7:00	7	12	13	14	GBO 15 7:00
12	13	14	15	16	AUS 17 7:00	CAN 18 8:00
19	20	WES 21 7:00	22	IWA 23 7:00	24	DEL 25 8:00
26	27	ERIE 28 7:00	29	RAP 30 8:30	31	MNE APR 1 7:00



EASTERN CONFERENCE

ATLANTIC DIVISION

TEAM	W	L	PCT	GB	HOME	ROAD	LAST-10	STREAK
Toronto	56	26	.683	-	32-9	24-17	7-3	Won 4
Boston	48	34	.585	8	28-13	20-21	6-4	Won 1
New York	32	50	.390	24	18-23	14-27	3-7	Lost 2
Brooklyn	21	61	.256	35	14-27	7-34	0-10	Lost 10
Philadelphia	10	72	.122	46	7-34	3-38	1-9	Lost 4

CENTRAL DIVISION

TEAM	W	L	PCT	GB	HOME	ROAD	LAST-10	STREAK
Cleveland	57	25	.695	-	33-8	24-17	6-4	Lost 1
Indiana	45	37	.549	12	26-15	19-22	7-3	Won 3
Detroit	44	38	.537	13	26-15	18-23	6-4	Won 1
Chicago	42	40	.512	15	26-15	16-25	6-4	Won 3
Milwaukee	33	49	.402	24	23-18	10-31	3-7	Lost 2

SOUTHEAST DIVISION

TEAM	W	L	PCT	GB	HOME	ROAD	LAST-10	STREAK
Atlanta	48	34	.585	-	27-14	21-20	6-4	Lost 2
Charlotte	48	34	.585	-	30-11	18-23	7-3	Won 2
Miami	48	34	.585	-	28-13	20-21	6-4	Lost 1
Washington	41	41	.500	7	22-19	19-22	6-4	Won 3
Orlando	35	47	.427	13	23-18	12-29	6-4	Lost 1

WESTERN CONFERENCE

SOUTHWEST DIVISION

TEAM	W	L	PCT	GB	HOME	ROAD	LAST-10	STREAK
San Antonio	67	15	.817	-	40-1	27-14	6-4	Won 2
Dallas	42	40	.512	25	23-18	19-22	7-3	Lost 1
Memphis	42	40	.512	25	26-15	16-25	1-9	Lost 4
Houston	41	41	.500	26	23-18	18-23	6-4	Won 3
New Orleans	30	52	.366	37	21-20	9-32	4-6	Lost 3

NORTHWEST DIVISION

TEAM	W	L	PCT	GB	HOME	ROAD	LAST-10	STREAK
Oklahoma City	55	27	.671	-	32-9	23-18	5-5	Lost 1
Portland	44	38	.537	11	28-13	16-25	7-3	Won 1
Utah	40	42	.488	15	24-17	16-25	5-5	Lost 2
Denver	33	49	.402	22	18-23	15-26	3-7	Lost 2
Minnesota	29	53	.354	26	14-27	15-26	5-5	Won 1

PACIFIC DIVISION

TEAM	W	L	PCT	GB	HOME	ROAD	LAST-10	STREAK
Golden State	73	9	.890	-	39-2	34-7	8-2	Won 4
L.A. Clippers	53	29	.646	20	29-12	24-17	8-2	Won 1
Sacramento	33	49	.402	40	18-23	15-26	5-5	Lost 1
Phoenix	23	59	.280	50	14-27	9-32	3-7	Won 1
L.A. Lakers	17	65	.207	56	12-29	5-36	2-8	Won 1

2015-16 REGULAR SEASON WIN GRID

ATLANTIC DIVISION

	ATL	BOS	BKN	CHA	CHI	CLE	DAL	DEN	DET	GS	HOU	IND	LAC	LAL	MEM	MIA	MIL	MIN	NO	NY	OKC	ORL	PHI	PHO	POR	SAC	SA	TOR	UTA	WAS
TOR	3	2	4	2	0	2	2	0	2	0	0	3	2	2	2	3	4	1	2	3	1	2	4	1	2	0	1	-	1	4
BOS	1	-	2	2	2	1	0	2	2	1	1	1	1	1	1	3	3	1	2	3	1	2	4	2	1	2	0	1	1	4
NY	2	1	2	1	3	0	0	0	2	0	1	0	0	2	0	1	2	2	1	-	1	1	4	2	1	0	0	1	1	1
BKN	1	2	-	0	1	1	0	2	1	0	2	1	0	0	0	1	0	0	0	2	1	0	2	2	0	1	0	0	1	0
PHI	0	0	2	0	0	0	0	0	0	0	0	0	0	1	0	0	0	1	1	0	0	1	-	2	1	1	0	0	0	0

CENTRAL DIVISION

	ATL	BOS	BKN	CHA	CHI	CLE	DAL	DEN	DET	GS	HOU	IND	LAC	LAL	MEM	MIA	MIL	MIN	NO	NY	OKC	ORL	PHI	PHO	POR	SAC	SA	TOR	UTA	WAS
CLE	3	2	3	3	1	-	2	2	1	0	1	3	2	2	1	1	3	2	1	4	2	4	2	2	1	2	1	1	1	2
IND	2	3	3	0	1	1	2	1	3	0	1	-	1	2	0	2	3	2	2	3	1	3	3	2	0	0	1	1	0	2
DET	1	2	3	1	3	3	1	0	-	1	2	1	0	1	0	2	3	2	0	1	1	3	4	2	2	1	0	1	2	1
CHI	0	1	2	1	-	3	0	1	1	0	2	3	1	2	1	0	3	0	2	1	2	1	4	1	1	2	1	4	1	1
MIL	2	1	3	1	1	1	1	1	1	1	1	1	0	1	1	2	-	2	1	2	0	2	3	2	1	0	0	0	0	1

SOUTHEAST DIVISION

	ATL	BOS	BKN	CHA	CHI	CLE	DAL	DEN	DET	GS	HOU	IND	LAC	LAL	MEM	MIA	MIL	MIN	NO	NY	OKC	ORL	PHI	PHO	POR	SAC	SA	TOR	UTA	WAS
ATL	-	3	2	3	4	0	2	2	3	0	2	2	1	2	2	1	1	0	2	2	1	2	3	1	2	1	0	1	1	2
CHA	1	1	4	-	3	1	1	0	2	0	1	3	0	2	2	2	3	2	1	3	0	3	4	1	1	2	1	1	1	2
MIA	3	0	3	2	4	2	2	2	2	0	1	2	0	1	1	-	1	1	2	3	1	3	3	2	1	2	0	1	1	2
WAS	2	0	3	2	2	2	1	0	3	0	1	1	0	1	1	2	3	1	2	0	4	4	2	0	1	1	0	1	-	1
ORL	2	2	4	1	2	0	1	2	0	0	1	1	0	1	1	1	2	2	2	0	-	3	0	1	1	0	1	2	0	0

SOUTHWEST DIVISION

	ATL	BOS	BKN	CHA	CHI	CLE	DAL	DEN	DET	GS	HOU	IND	LAC	LAL	MEM	MIA	MIL	MIN	NO	NY	OKC	ORL	PHI	PHO	POR	SAC	SA	TOR	UTA	WAS
SA	2	2	2	1	1	1	4	3	2	1	3	1	2	4	4	2	2	3	3	2	2	2	2	4	3	3	-	1	4	1
DAL	0	2	2	1	2	0	-	3	1	1	2	0	1	3	3	0	1	4	2	2	0	1	2	3	2	1	0	0	2	1
MEM	0	1	2	0	1	1	1	3	2	0	2	1	3	-	1	1	2	4	2	2	1	1	2	2	2	3	0	0	1	1
HOU	0	1	0	1	0	1	2	0	0	0	-	1	2	4	2	1	1	3	3	1	2	1	2	2	2	3	1	2	2	1
NO	0	0	2	1	0	1	2	2	2	0	1	0	1	1	0	0	1	2	-	1	1	0	1	2	1	4	1	0	2	1

NORTHWEST DIVISION

	ATL	BOS	BKN	CHA	CHI	CLE	DAL	DEN	DET	GS	HOU	IND	LAC	LAL	MEM	MIA	MIL	MIN	NO	NY	OKC	ORL	PHI	PHO	POR	SAC	SA	TOR	UTA	WAS
OKC	1	1	1	2	0	0	4	4	1	0	2	1	3	4	2	1	2	3	2	1	-	2	2	3	2	2	2	1	4	2
POR	0	1	2	1	1	1	1	3	0	1	2	2	1	3	2	1	1	3	3	1	2	1	2	3	2	1	0	0	3	2
UTA	1	1	1	1	1	1	1	4	0	0	2	2	1	3	2	1	2	3	2	1	0	0	2	4	1	1	0	1	-	1
DEN	0	0	0	2	1	0	1	-	2	1	3	1	1	3	1	0	1	3	1	2	0	0	2	2	1	0	1	2	0	2
MIN	2	1	2	0	2	0	0	1	0	1	0	1	1	2	2	1	0	-	2	0	1	0	1	2	1	4	0	1	1	1

PACIFIC DIVISION

	ATL	BOS	BKN	CHA	CHI	CLE	DAL	DEN	DET	GS	HOU	IND	LAC	LAL	MEM	MIA	MIL	MIN	NO	NY	OKC	ORL	PHI	PHO	POR	SAC	SA	TOR	UTA	WAS
GS	2	1	2	2	2	2	3	3	1	-	3	2	4	3	4	2	1	2	3	2	3	2	2	4	3	4	3	2	4	2
LAC	1	1	2	2	1	0	3	2	2	0	2	1	-	4	2	2	2	3	3	2	1	2	2	2	3	3	1	0	2	2
SAC	1	0	1	0	0	0	3	3	1	0	1	2	1	4	0	0	2	0	2	0	2	1	1	3	0	-	0	2	1	1
PHO	1	0	0	1	1	0	0	2	0	0	1	0	2	3	2	0	0	2	2	0	0	2	0	-	2	1	0	1	0	0
LAL	0	1	2	0	0	0	0	1	1	1	0	0	0	-	1	1	1	1	2	0	0	1	1	1	0	0	0	0	1	1



2015-16 FINAL TEAM STATISTICS

2015-16 FINAL TEAM STATISTICS

TEAM	G	FIELD GOALS			3-PT. FIELD GOALS			FREE THROWS			REBOUNDS			MISCELLANEOUS				SCORING	
		MADE	ATT.	PCT.	MADE	ATT.	PCT.	MADE	ATT.	PCT.	OFF.	DEF.	TOT.	AST	PF	DQ	STL	TO	BLK
G.S.	82	3489	7159	.487	1077	2592	.416	1366	1790	.763	816	2972	3788	2373	1701	9	689	1245	498
OKC.	82	3372	7082	.476	678	1946	.348	1616	2067	.782	1071	2916	3987	1883	1691	7	603	1305	487
Sac.	82	3283	7083	.464	660	1839	.359	1514	2089	.725	868	2760	3628	2009	1676	12	733	1326	368
Hou.	82	3094	6847	.452	878	2533	.347	1671	2407	.694	930	2601	3531	1821	1790	12	821	1307	430
Bos.	82	3216	7318	.439	717	2142	.335	1520	1929	.788	950	2733	3683	1981	1796	7	752	1127	348
Port.	82	3167	7040	.450	864	2335	.370	1424	1889	.754	948	2782	3730	1748	1782	12	562	1200	380
LA-C	82	3141	6759	.465	797	2190	.364	1490	2152	.692	721	2727	3448	1873	1746	5	709	1063	460
Clev.	82	3171	6888	.460	880	2428	.362	1333	1783	.748	873	2777	3650	1861	1666	4	551	1114	317
Wash.	82	3238	7033	.460	708	1893	.358	1349	1849	.730	743	2688	3431	2005	1708	8	708	1186	323
S.A.	82	3289	6797	.484	570	1518	.375	1342	1672	.803	770	2831	3601	2010	1433	1	677	1071	485
Cha.	82	3036	6922	.439	873	2410	.362	1534	1941	.790	734	2869	3603	1778	1487	10	595	1029	438
Arl.	82	3168	6923	.458	815	2326	.350	1282	1638	.783	679	2772	3451	2100	1570	8	747	1226	486
N.D.	82	3153	7040	.448	702	1952	.360	1415	1823	.776	782	2712	3494	1818	1713	6	633	1032	342
Tor.	82	3006	6669	.451	708	1915	.370	1702	2190	.777	836	2724	3560	1536	1610	6	636	1073	449
Minn.	82	3095	6668	.464	455	1347	.338	1753	2213	.792	821	2587	3408	1916	1696	7	656	1231	375
Dall.	82	3064	6900	.444	806	2342	.344	1454	1831	.794	751	2781	3532	1813	1595	4	560	1047	306
Ind.	82	3142	6985	.450	663	1889	.351	1430	1872	.764	847	2779	3626	1741	1641	7	742	1219	391
Orl.	82	3242	7120	.455	636	1818	.350	1249	1649	.757	843	2709	3555	1933	1701	13	673	1155	417
Det.	82	3111	7087	.439	740	2148	.345	1399	2095	.668	1021	2777	3798	1594	1557	5	573	1110	304
Den.	82	3093	7003	.442	658	1943	.338	1513	1974	.766	941	2718	3656	1858	1723	8	608	1202	395
CHI.	82	3165	7170	.441	651	1753	.371	1354	1720	.787	907	2889	3799	1870	1545	6	495	1141	470
Phoe.	82	3051	7018	.435	738	2118	.348	1431	1905	.751	943	2733	3676	1701	1658	17	632	1410	313
Miami	82	3150	6697	.470	498	1480	.336	1408	1889	.744	807	2811	3618	1709	1502	4	553	1155	531
Mem.	82	3019	6859	.440	504	1521	.331	1584	2024	.783	916	2497	3413	1697	1783	4	724	1090	350
Milw.	82	3145	6740	.467	440	1277	.345	1392	1863	.747	858	2559	3477	1895	1695	11	672	1247	475
Bkn.	82	3136	6920	.453	531	1508	.352	1286	1699	.757	863	2614	3477	1829	1476	7	627	1212	332
N.Y.	82	3022	6886	.439	610	1762	.348	1411	1753	.805	850	2788	3638	1682	1616	13	647	1099	466
Utah	82	2957	6593	.449	694	1855	.365	1402	1885	.744	880	2665	3545	1554	1655	9	631	1224	425
Phil.	82	2970	6887	.431	764	2255	.339	1284	1850	.694	777	2605	3382	1765	1780	10	680	1343	495
LA-L	82	2880	6956	.414	639	2016	.317	1583	2028	.781	878	2645	3523	1478	1662	10	593	1124	337

2015-16 FINAL OPPONENT STATISTICS

TEAM	G	FIELD GOALS			3-PT. FIELD GOALS			FREE THROWS			REBOUNDS			MISCELLANEOUS				SCORING	
		MADE	ATT.	PCT.	MADE	ATT.	PCT.	MADE	ATT.	PCT.	OFF.	DEF.	TOT.	AST	PF	DQ	STL	TO	BLK
S.A.	82	2928	6709	.436	541	1634	.331	1221	1611	.758	747	2576	3323	1707	1597	3	592	1214	317
Utah	82	2920	6549	.446	649	1819	.357	1374	1842	.746	764	2522	3286	1568	1629	12	652	1146	385
Tor.	82	2991	6732	.444	717	1922	.373	1354	1809	.748	782	2561	3343	1781	1801	10	534	1094	442
Clev.	82	3019	6736	.448	647	1862	.347	1378	1855	.743	760	2604	3364	1756	1690	13	590	1092	362
Miami	82	3054	6914	.442	605	1742	.347	1356	1761	.770	803	2580	3383	1657	1608	10	612	1060	337
Arl.	82	3046	7058	.432	679	2008	.338	1366	1810	.755	944	2869	3813	1808	1500	5	706	1324	411
LA-C	82	3015	6846	.434	645	1910	.338	1543	2055	.751	968	2861	3829	1740	1842	11	583	1260	259
Ind.	82	3065	6962	.440	678	2035	.334	1428	1901	.751	877	2774	3651	1707	1676	10	634	1297	366
Cha.	82	3098	6971	.444	726	2080	.349	1334	1735	.769	726	2936	3662	1901	1670	9	553	1102	448
N.Y.	82	3114	7035	.443	626	1837	.341	1435	1904	.754	890	2733	3623	1703	1520	6	589	1227	343
Mem.	82	2947	6459	.456	797	2185	.365	1619	2107	.768	830	2711	3541	1922	1732	9	576	1327	4
Det.	82	3182	6903	.461	596	1679	.355	1351	1726	.783	725	2763	3488	1766	1773	9	583	1099	366
Bos.	82	3075	6973	.441	643	1911	.336	1613	2136	.755	932	2838	3770	1715	1718	10	622	1348	450
Dall.	82	3144	6971	.451	743	2170	.342	1382	1873	.738	868	2887	3755	1800	1757	9	617	1142	363
OKC.	82	3150	7192	.438	667	1949	.342	1474	1950	.756	923	2373	3296	1767	1653	12	719	1068	373
CHI.	82	3234	7333	.441	651	1885	.345	1337	1813	.737	969	2798	3767	1848	1535	15	655	974	465
Milw.	82	3097	6817	.454	765	2171	.352	1508	1961	.768	842	2583	3525	2013	1600	6	679	1269	462
Orl.	82	3150	6850	.460	732	2041	.359	1470	1971	.746	832	2800	3632	1899	1497	8	620	1240	448
G.S.	82	3188	7330	.435	640	1828	.332	1523	2013	.757	937	2662	3599	1823	1627	7	710	1185	336
Port.	82	3146	6945	.453	700	1988	.351	1562	2129	.734	867	2716	3583	1757	1597	4	630	1088	424
Wash.	82	3170	6888	.462	737	1987	.371	1498	1947	.769	773	2658	3631	1846	1651	6	661	1325	356
Den.	82	3182	6904	.461	754	2034	.371	1491	1958	.761	799	2700	3499	1924	1712	8	660	1122	517
Minn.	82	3276	6962	.471	742	2089	.355	1394	1842	.757	877	2558	3435	1857	1768	12	638	1220	427
Bkn.	82	3345	6984	.479	775	2100	.369	1227	1608	.763	840	2719	3559	2006	1510	4	720	1162	430
Hou.	82	3200	6977	.459	796	2206	.361	1525	2018	.756	970	2690	3660	2015	1847	11	734	1361	404
N.D.	82	3218	6877	.468	754	2043	.369	1544	1972	.783	730	2912	3642	1899	1630	6	602	1127	423
LA-L	82	3323	7023	.473	700	2016	.347	1420	1942	.731	897	2915	3812	2022	1573	5	617	1037	458
Phoe.	82	3208	6870	.467	770	2041	.377	1631	2177	.749	913	2770	3593	1836	1770	3	782	1224	449
Phil.	82	3253	7005	.464	638	1716	.359	1683	2141	.786	913	2987	3900	1919	1571	9	711	1241	466
Sac.	82	3327	7194	.462	839	2293	.366	1450	1902	.762	926	2765	3691	1986	1800	10	722	1308	437
AVG'S		3136	6935	.452	698	1975	.354	1450	1916	.757	854	2734	3588	1828	1662	8	643	1179	406
TOT		94065			59241			43489			8202			54831	252		35383	252572	1027
		208049			209953			57469			25624			107645			49854	19303	12193

FRONT OFFICE

BASKETBALL OPS.

PLAYERS

THE NBA

OPPONENTS

2015-16 SEASON

RECORDS

PLAYOFFS

HISTORY

COMMUNITY

MEDIA



2015-16 FINAL TEAM STATISTICS

TEAM	POINTS PER GAME		FIELD GOAL PERCENTAGES		TURNOVERS PER GAME		REBOUND PERCENTAGES-			BELOW 100 PTS		OVERTIME GAMES		DECIDED BY 3 PTS. OR LESS		DECIDED BY 10 PTS. OR MORE	
	OWN	OPP.	OWN	OPP.	OWN	OPP.	OFF.	DEF.	TOT.	OWN	OPP.	W	L	W	L	W	L
Atlanta	102.8	99.2	.458	.432*	15.0	16.1	.191	.746	.469	34	42	0	5	5	7	29	17
Boston	105.7	102.5	.439	.441	13.7	16.4	.251	.746	.498	22	36	1	2	5	7	26	13
Brooklyn	98.6	106.0	.453	.479	14.8	14.2	.241	.757	.499	44	16	1	2	7	4	6	34
Charlotte	103.4	100.7	.439	.444	12.5*	13.4	.200	.798*	.499	34	41	5	0	6	5	25	17
CHICAGO	101.6	103.1	.441	.441	13.9	11.9	.245	.749	.497	36	28	2	4	10	4	14	19
Cleveland	104.3	98.3	.460	.448	13.6	13.3	.251	.785	.518	28	41	3	3	4	7	32	8
Dallas	102.3	102.6	.444	.451	12.8	13.9	.206	.762	.484	37	35	8	4	6	11	19	18
Denver	101.9	105.0	.442	.461	14.7	13.7	.258	.773	.516	28	27	2	4	10	5	11	21
Detroit	102.0	101.4	.439	.461	13.5	13.4	.270	.793	.531	37	38	4	1	6	5	21	20
Golden State	114.9*	104.1	.487*	.435	15.2	14.5	.235	.760	.497	7	28	6	1	7	2	44	5
Houston	106.5	106.4	.452	.459	15.9	16.6*	.257	.728	.493	19	20	4	2	5	8	14	18
Indiana	102.2	100.5	.450	.440	14.9	15.8	.234	.760	.497	35	38	1	7	9	9	21	13
L.A. Clippers	104.5	100.2	.465	.434	13.0	15.4	.201	.738	.470	24	43	5	1	8	4	28	15
L.A. Lakers	97.3	106.9	.414	.473	13.7	12.6	.231	.747	.489	48	19	1	1	2	7	4	44
Memphis	99.1	101.3	.440	.456	13.3	16.2	.253	.751	.502	38	39	3	3	8	3	15	23
Miami	100.0	98.4	.470	.442	14.1	12.9	.238	.778	.508	39	48	3	3	7	5	24	20
Milwaukee	99.0	103.2	.467	.454	15.2	15.5	.249	.731	.490	46	27	4	0	6	4	12	27
Minnesota	102.4	106.0	.464	.471	15.0	14.9	.243	.747	.495	33	23	4	3	7	7	9	23
New Orleans	102.7	106.5	.448	.468	13.4	13.7	.212	.788	.500	37	22	1	3	5	5	11	23
New York	98.4	101.1	.439	.443	13.4	11.3	.237	.758	.498	48	40	2	2	4	7	14	23
Oklahoma City	110.2	102.9	.476	.438	15.9	13.0	.311*	.760	.535*	16	34	3	2	8	6	33	5
Orlando	102.1	103.7	.455	.460	14.1	15.1	.231	.765	.498	30	31	3	5	6	10	12	20
Philadelphia	97.4	107.6	.431	.464	16.4	15.1	.206	.740	.473	46	22	0	4	0	6	5	41
Phoenix	100.9	107.5	.435	.467	17.2	14.9	.254	.771	.512	40	15	0	1	4	5	10	32
Portland	105.1	104.3	.450	.453	14.6	13.3	.259	.762	.511	23	27	2	3	2	7	23	21
Sacramento	106.6	109.1	.464	.462	16.2	16.0	.239	.749	.494	24	15	0	3	8	4	11	19
San Antonio	103.5	92.9*	.484	.436	13.1	14.8	.230	.791	.511	30	62	1	0	4	4	44	6
Toronto	102.7	98.2	.451	.444	13.1	13.3	.246	.777	.512	25	50	3	1	6	6	28	10
Utah	97.7	95.9	.449	.446	14.9	14.0	.259	.777	.518	53	50	5	5	6	8	23	13
Washington	104.1	104.6	.460	.462	14.5	16.2	.206	.777	.491	28	32	0	2	7	6	22	22

COMPOSITE:																	
2460 GAMES	102.7		.452		14.4		.238	.762		989	989	77		178		590	

*League Leader
+ REBOUND PERCENTAGES
OFF. - Percentage of a given team's missed shots which that team rebounds.
DEF. - Percentage of opponents' missed shots which a given team rebounds.
TOT. - Average of offensive and defensive rebound percentages.



SCORING AVERAGE

	G	FG	FT	PTS	AVG
Curry, G.S.	79	805	363	2375	30.1
Harden, Hou.	82	710	720	2376	29.0
Durant, OKC.	72	698	447	2029	28.2
Cousins, Sac.	65	601	476	1748	26.9
James, Cle.	76	737	359.1	920	25.3
Lillard, Por.	75	618	414	1879	25.1
Davis, N.O.	61	560	326	1481	24.3
Westbrook, OKC.	80	656	465	1878	23.5
DeRozan, Tor.	78	614	555	1830	23.5
George, Ind.	81	605	454	1874	23.1

REBOUNDS PER GAME

	G	OFF	DEF	TOT	AVG
Drummond, Det.	81	395	803	1198	14.8
Jordan, LA-C	77	267	792	1059	13.8
Whiteside, Mia.	73	238	627	865	11.8
Howard, Hou.	71	238	597	835	11.8
Cousins, Sac.	65	1	58	589	7.7
6. GASOL, CHI.	72	155	638	793	11.0
Gobert, Utah	61	208	460	668	11.0
Towns, Min.	82	229	629	858	10.5
Davis, N.O.	61	130	497	627	10.3
Randle, LA-L	81	172	657	829	10.2

THREE-POINT FIELD GOAL %

	3FG	3GA	PCT
Redick, LA-C	200	421	.475
Curry, G.S.	402	886	.454
Leonard, S.A.	129	291	.443
Bayless, Mil.	101	231	.437
T-5. MCDERMOTT, CHI.	110	259	.425
K. Thompson, G.S.	276	650	.425
Dudley, Was.	100	238	.420
McCollum, Por.	197	472	.417
Parsons, Dal.	104	251	.414
Calderson, N.Y.	84	203	.414

FREE THROW %

	FT	FTA	PCT
Curry, G.S.	363	400	.908
Crawford, LA-C	245	271	.904
Durant, OKC.	447	498	.898
Paul, LA-C	294	328	.896
Nowitzki, Dal.	250	280	.893
Lillard, Por.	414	464	.892
Martin, Min.-S.A.	153	172	.890
Middleton, Mil.	277	312	.888
Redick, LA-C	182	205	.888
Irving, Cle.	169	191	.885

ASSISTS PER GAME

	G	AST	AVG
1. RONDO, SAC.	72	839	11.7
Westbrook, OKC.	80	834.1	0.4
Wall, Was.	77	789	10.2
Paul, LA-C	74	738	10.0
Rubio, Min.	76	657	8.6
Harden, Hou.	82	612	7.5
Green, G.S.	81	598	7.4
Lillard, Por.	75	512	6.8
James, Cle.	76	514	6.8
Curry, G.S.	79	527	6.7

FIELD GOAL %

	FG	FBA	PCT
Jordan, LA-C	357	508	.703
Howard, Hou.	372	600	.620
Whiteside, Mia.	413	682	.606
Kanter, OKC.	414	719	.576
Gortat, Was.	433	764	.567
Valanciunas, Tor.	303	536	.565
Fariied, Den.	349	626	.558
Towns, Min.	625	1153	.542
Lopez, N.Y.	357	662	.539
Dieng, Min.	308	579	.532

STEALS PER GAME

	G	STL	AVG
Curry, G.S.	79	169	2.14
Rubio, Min.	76	162	2.13
Paul, LA-C	74	152	2.05
Lowry, Tor.	77	158	2.05
Westbrook, OKC.	80	163	2.04
Ariza, Hou.	81	160	1.98
Rondo, Sac.	72	141	1.96
Wall, Was.	77	145	1.88
George, Ind.	81	152	1.88
Ellis, Ind.	81	150	1.85

BLOCKS PER GAME

	G	BLK	AVG
Whiteside, Mia.	73	269	3.68
Jordan, LA-C	77	177	2.30
Gobert, Utah	61	135	2.21
Davis, N.O.	61	125	2.05
5. GASOL, CHI.	72	146	2.03
Ibaka, OKC.	78	148	1.90
Porzingis, N.Y.	72	134	1.86
Millsap, Atl.	81	139	1.72
Lopez, Bkn.	73	124	1.70
Towns, Min.	82	138	1.68

MINUTES PER GAME

	G	MIN	AVG
Harden, Hou.	82	3125	38.1
Lowry, Tor.	77	2851	37.0
3. BUTLER, CHI.	67	2474	36.9
Caldwell-Pope, Det.	76	2789	36.7
Hayward, Utah	80	2893	36.2
Wall, Was.	77	2784	36.2
Middleton, Mil.	79	2852	36.1
DeRozan, Tor.	78	2804	35.9
Durant, OKC.	72	2578	35.8
Morris, Det.	80	2856	35.7



SINGLE-GAME HIGHS – PLAYERS

Minutes – 57, Morris, DET at CHI, 12/18 (4 OT)
 Minutes – 48, (3 times, most recently) Frazier, POR at ATL, 12/21
 Field Goals – 24, Davis, NO at DET, 2/21
 FG Attempts – 50, Bryant, LAL vs. UTA, 4/13
 3-Pt. Field Goals – 12, Curry, GS at OKC, 2/27 (OT)
 3-Pt. Field Goals – 11, Curry, GS at WAS, 2/3
 3-Pt. FG Attempts – 21, Bryant, LAL vs. UTA, 4/13
 Free Throws – 24, DeRozan, TOR vs. POR, 3/4
 FT Attempts – 36, Drummond, DET at HOU, 1/20
 Off. Rebounds – 13, Chandler, PHO vs. ATL, 1/23
 Off. Rebounds – 13, Stephenson, MEM at HOU, 3/14
 Def. Rebounds – 19, Drummond, DET vs. MIL, 12/4
 Def. Rebounds – 19, Cousins, SAC vs. DEN, 2/19
 Rebounds – 29, Drummond, DET vs. IND, 11/3
 Assists – 20, Rondo, SAC at CHA, 11/23 (OT)
 Assists – 20, Rondo, SAC vs. CHA, 1/25 (2 OT)
 Assists – 19, (5 times, most recently) Westbrook, OKC vs. LAC, 3/9
 Steals – 8, (4 times, most recently) Harden, HOU vs. UTA, 3/23
 Turnovers – 11, Mudiay, DEN at HOU, 10/28
 Turnovers – 11, Westbrook, OKC vs. DET, 11/27
 Blocks – 11, Whiteside, MIA at DEN, 1/15
 Points – 60, Bryant, LAL vs. UTA, 4/13

SINGLE-GAME HIGHS & LOWS – TEAMS

Field Goals – 56, Detroit, at CHI, 12/18 (4 OT)
 Field Goals – 56, Orlando, vs. BKN, 3/29
 Field Goals – 56, Minnesota, vs. NO, 4/13
 Fewest Field Goals – 19, Philadelphia, vs. UTA, 10/30
 FG Attempts – 124, Detroit, at CHI, 12/18 (4 OT)
 FG Attempts – 107, Sacramento, vs. OKC, 2/29
 FG Attempts – 107, Boston, vs. POR, 3/2
 Fewest FG Attempts – 60, Dallas, vs. MEM, 4/8
 Field Goal Pct. – .684, Minnesota, vs. BKN, 3/5
 Lowest Field Goal Pct. – .271, Memphis, at GS, 11/2
 3-Pt. Field Goals – 22, L.A. Clippers, vs. HOU, 1/18 (OT)
 3-Pt. Field Goals – 22, Golden State, at PHO, 11/27
 3-Pt. Field Goals – 22, Golden State, at DAL, 3/18
 3-Pt. FG Attempts – 47, Golden State, vs. MEM, 4/13
 3-Pt. FG Pct. – .731, Indiana, at WAS, 11/24
 Free Throws – 43, Minnesota, vs. TOR, 2/10
 Free Throws – 43, Toronto, vs. POR, 3/4
 Fewest Free Throws – 1, Golden State, at PHI, 1/30
 FT Attempts – 59, Detroit, at HOU, 1/20
 Fewest FT Attempts – 2, Golden State, at PHI, 1/30
 Free Throw Pct. – 1.000, Minnesota, at WAS, 3/25 (2 OT)
FREE THROW PCT. – 1.000, (19 TIMES, MOST RECENTLY) CHICAGO, VS. BKN, 3/17
 Lowest Free Throw Pct. – .313, Brooklyn, vs. WAS, 12/26
 Off. Rebounds – 28, Memphis, at HOU, 3/14
 Fewest Off. Rebounds – 1, Miami, vs. SA, 2/9
 Def. Rebounds – 55, Golden State, vs. MEM, 11/2
 Def. Rebounds – 55, Charlotte, at PHI, 3/29
 Fewest Def. Rebounds – 16, Milwaukee, at CLE, 11/19
 Rebounds – 67, Golden State, at BOS, 12/11 (2 OT)
 Rebounds – 67, Miami, vs. WAS, 2/20
 Fewest Rebounds – 22, Milwaukee, at CLE, 11/19
 Assists – 41, Minnesota, vs. NO, 4/13
 Fewest Assists – 9, (4 times, most recently) Milwaukee, at UTA, 2/5
 Personal Fouls – 41, Houston, vs. DET, 1/20
 Fewest Personal Fouls – 7, Charlotte, at PHI, 3/29
 Steals – 21, New Orleans, vs. IND, 1/8
 Turnovers – 31, Philadelphia, vs. IND, 11/18
 Fewest Turnovers – 4, (6 times, most recently) Dallas, at DEN, 3/28
 Blocks – 17, Milwaukee, vs. MEM, 3/17
 Points – 147, Detroit, at CHI, 12/18 (4 OT)
 Points – 144, Minnesota, vs. NO, 4/13
 Fewest Points – 68, Philadelphia, vs. SA, 12/07



FIRST ROUND

EASTERN CONFERENCE

CLEVELAND vs. DETROIT (Cleveland won 4-0)

Apr 17	DET	101	@	CLE	106
Apr 20	DET	90	@	CLE	107
Apr 22	CLE	101	@	DET	91
Apr 24	CLE	100	@	DET	98

TORONTO vs. INDIANA (Toronto won 4-3)

Apr 16	IND	100	@	TOR	90
Apr 18	IND	87	@	TOR	98
Apr 21	TOR	101	@	IND	85
Apr 23	TOR	83	@	IND	100
Apr 26	IND	99	@	TOR	102
Apr 29	TOR	83	@	IND	101
May 1	IND	84	@	TOR	89

MIAMI vs. CHARLOTTE (Miami won 4-3)

Apr 17	CHA	91	@	MIA	123
Apr 20	CHA	103	@	MIA	115
Apr 23	MIA	80	@	CHA	96
Apr 25	MIA	85	@	CHA	89
Apr 27	CHA	90	@	MIA	88
Apr 29	MIA	97	@	CHA	90
May 1	CHA	73	@	MIA	106

ATLANTA vs. BOSTON (Atlanta won 4-2)

Apr 16	BOS	101	@	ATL	102
Apr 19	BOS	72	@	ATL	89
Apr 22	ATL	103	@	BOS	111
Apr 24	ATL	95	@	BOS	104 (OT)
Apr 26	BOS	83	@	ATL	110
Apr 28	ATL	104	@	BOS	92

CONFERENCE SEMIFINALS

EASTERN CONFERENCE

CLEVELAND vs. ATLANTA (Cleveland won 4-0)

May 2	ATL	93	@	CLE	104
May 4	ATL	98	@	CLE	123
May 6	CLE	121	@	ATL	108
May 8	CLE	100	@	ATL	99

TORONTO vs. MIAMI (Toronto won 4-3)

May 3	MIA	102	@	TOR	96 (OT)
May 5	MIA	92	@	TOR	96 (OT)
May 7	TOR	95	@	MIA	91
May 9	TOR	87	@	MIA	94 (OT)
May 11	MIA	91	@	TOR	99
May 13	TOR	91	@	MIA	103
May 15	MIA	89	@	TOR	116

CONFERENCE FINALS

EASTERN CONFERENCE

CLEVELAND vs. TORONTO (Cleveland won 4-2)

May 17	TOR	84	@	CLE	115
May 19	TOR	89	@	CLE	108
May 21	CLE	84	@	TOR	99
May 23	CLE	99	@	TOR	105
May 25	TOR	78	@	CLE	116
May 27	CLE	113	@	TOR	87

NBA FINALS

GOLDEN STATE vs. CLEVELAND (Cleveland won 4-3)

June 2	CLE	89	@	GS	104
June 5	CLE	77	@	GS	110
June 8	GS	90	@	CLE	120
June 10	GS	108	@	CLE	97
June 13	CLE	112	@	GS	97
June 16	GS	101	@	CLE	115
June 19	CLE	93	@	GS	89

WESTERN CONFERENCE

GOLDEN STATE vs. HOUSTON (Golden State won 4-1)

Apr 16	HOU	78	@	GS	104
Apr 18	HOU	106	@	GS	115
Apr 21	GS	96	@	HOU	97
Apr 24	GS	121	@	HOU	94
Apr 27	HOU	81	@	GS	114

SAN ANTONIO vs. MEMPHIS (San Antonio won 4-0)

Apr 17	MEM	74	@	SA	106
Apr 19	MEM	68	@	SA	94
Apr 22	SA	96	@	MEM	87
Apr 24	SA	116	@	MEM	95

OKLAHOMA CITY vs. DALLAS (Oklahoma City won 4-1)

Apr 16	DAL	70	@	OKC	108
Apr 18	DAL	85	@	OKC	84
Apr 21	OKC	131	@	DAL	102
Apr 23	OKC	119	@	DAL	108
Apr 25	DAL	104	@	OKC	118

L.A. CLIPPERS vs. PORTLAND (Portland won 4-2)

Apr 17	POR	95	@	LAC	115
Apr 20	POR	81	@	LAC	102
Apr 23	LAC	88	@	POR	96
Apr 25	LAC	84	@	POR	98
Apr 27	POR	108	@	LAC	98
Apr 29	LAC	103	@	POR	106

WESTERN CONFERENCE

GOLDEN STATE vs. PORTLAND (Golden State won 4-1)

May 1	POR	106	@	GS	118
May 3	POR	99	@	GS	110
May 7	GS	108	@	POR	120
May 9	GS	132	@	POR	125 (OT)
May 11	POR	121	@	GS	125

SAN ANTONIO vs. OKLAHOMA CITY (Oklahoma City won 4-2)

Apr 30	OKC	92	@	SA	124
May 2	OKC	98	@	SA	97
May 6	SA	100	@	OKC	96
May 8	SA	97	@	OKC	111
May 10	OKC	95	@	SA	91
May 12	SA	99	@	OKC	113

WESTERN CONFERENCE

GOLDEN STATE vs. OKLAHOMA CITY (Golden State won 4-3)

May 16	OKC	108	@	GS	102
May 18	OKC	91	@	GS	118
May 22	GS	105	@	OKC	133
May 24	GS	94	@	OKC	118
May 26	OKC	111	@	GS	120
May 28	GS	108	@	OKC	101
May 30	OKC	88	@	GS	96



TEAM	HOME ATTENDANCE		
	G	ATT	AVG
Atlanta Hawks	41	690,150	16,833
Boston Celtics	41	749,076	18,270
Brooklyn Nets	41	620,142	15,125
Charlotte Hornets	41	716,894	17,485
CHICAGO BULLS	41	894,659	21,821
Cleveland Cavaliers	41	843,042	20,562
Dallas Mavericks	41	825,901	20,144
Denver Nuggets	41	577,898	14,095
Detroit Pistons	41	677,138	16,516
Golden State Warriors	41	803,436	19,596
Houston Rockets	41	737,244	17,982
Indiana Pacers	41	690,733	16,847
Los Angeles Clippers	41	786,910	19,193
Los Angeles Lakers	41	778,877	18,997
Memphis Grizzlies	41	701,894	17,119
Miami Heat	41	809,350	19,740
Milwaukee Bucks	41	621,808	15,166
Minnesota Timberwolves	41	581,178	14,175
New Orleans Pelicans	41	688,549	16,794
New York Knickerbockers	41	812,292	19,812
Oklahoma City Thunder	41	746,323	18,203
Orlando Magic	41	719,275	17,543
Philadelphia 76ers	41	610,121	14,881
Phoenix Suns	41	701,405	17,107
Portland Trail Blazers	41	794,085	19,368
Sacramento Kings	41	707,526	17,257
San Antonio Spurs	41	756,445	18,450
Toronto Raptors	41	812,863	19,826
Utah Jazz	41	791,489	19,305
Washington Wizards	41	725,426	17,693
TOTALS	1230	21,972,129	17,864

ROAD ATTENDANCE		
G	ATT	AVG
41	722,066	17,611
41	715,023	17,440
41	742,352	18,106
41	729,157	17,784
41	744,400	18,156
41	775,317	18,910
41	726,812	17,727
41	729,120	17,783
41	730,383	17,814
41	784,499	19,134
41	727,368	17,741
41	731,930	17,852
41	729,503	17,793
41	785,143	19,150
41	721,186	17,590
41	739,821	18,044
41	722,548	17,623
41	731,110	17,832
41	731,893	17,851
41	756,070	18,441
41	748,617	18,259
41	704,188	17,175
41	717,170	17,492
41	709,412	17,303
41	725,852	17,704
41	711,569	17,355
41	735,470	17,938
41	703,668	17,163
41	712,518	17,378
41	729,274	17,787
1230	21,973,439	17,865



REGULAR SEASON DIVISION WINNERS

EASTERN CONFERENCE

SEASON	TEAM	W	L
1946-47	Washington	49	11
1947-48	Philadelphia	27	21
1948-49	Washington	38	22
1949-50	Syracuse	51	13
1950-51	Philadelphia	40	26
1951-52	Syracuse	40	26
1952-53	New York	47	23
1953-54	New York	44	28
1954-55	Syracuse	43	29
1955-56	Philadelphia	45	27
1956-57	Boston	44	28
1957-58	Boston	49	23
1958-59	Boston	52	20
1959-60	Boston	59	16
1960-61	Boston	57	22
1961-62	Boston	60	20
1962-63	Boston	58	22
1963-64	Boston	59	21
1964-65	Boston	62	18
1965-66	Philadelphia	55	25
1966-67	Philadelphia	68	13
1967-68	Philadelphia	62	20
1968-69	Baltimore	57	25
1969-70	New York	60	22

ATLANTIC DIVISION

SEASON	TEAM	W	L
1970-71	New York	52	30
1971-72	Boston	56	26
1972-73	Boston	68	14
1973-74	Boston	56	26
1974-75	Boston	60	22
1975-76	Boston	54	28
1976-77	Philadelphia	50	32
1977-78	Philadelphia	55	27
1978-79	Washington	54	28
1979-80	Boston	61	21
1980-81	Boston	62	20
1981-82	Boston	63	19
1982-83	Philadelphia	65	17
1983-84	Boston	62	20
1984-85	Boston	63	19
1985-86	Boston	67	15
1986-87	Boston	59	23
1987-88	Boston	57	25
1988-89	New York	52	30
1989-90	Philadelphia	53	29
1990-91	Boston	56	26
1991-92	Boston	51	31
1992-93	New York	60	22
1993-94	New York	57	25
1994-95	Orlando	57	25
1995-96	Orlando	60	22
1996-97	Miami	61	21
1997-98	Miami	55	27
1998-99	Miami	33	17
1999-00	Miami	52	30
2000-01	Philadelphia	56	26
2001-02	New Jersey	52	30
2002-03	New Jersey	49	33
2003-04	New Jersey	47	35
2004-05	Boston	45	37
2005-06	New Jersey	49	33
2006-07	Toronto	47	35
2007-08	Boston	66	16
2008-09	Boston	62	20
2009-10	Boston	50	32
2010-11	Boston	56	26
2011-12	Boston	39	27
2012-13	New York	54	28

ATLANTIC DIVISION (CONT.)

SEASON	TEAM	W	L
2013-14	Toronto	48	34
2014-15	Toronto	49	33
2015-16	Toronto	56	26

CENTRAL DIVISION

SEASON	TEAM	W	L
1949-50	Rochester	51	17
1970-71	Baltimore	42	40
1971-72	Baltimore	38	44
1972-73	Baltimore	52	30
1973-74	Capital	47	35
1974-75	Washington	60	22
1975-76	Cleveland	49	33
1976-77	Houston	49	33
1977-78	San Antonio	52	30
1978-79	San Antonio	48	34
1979-80	Atlanta	50	32
1980-81	Milwaukee	60	22
1981-82	Milwaukee	55	27
1982-83	Milwaukee	51	31
1983-84	Milwaukee	50	32
1984-85	Milwaukee	59	23
1985-86	Milwaukee	57	25
1986-87	Atlanta	57	25
1987-88	Detroit	54	28
1988-89	Detroit	63	19
1989-90	Detroit	59	23
1990-91	CHICAGO	61	21
1991-92	CHICAGO	67	15
1992-93	CHICAGO	57	25
1993-94	Atlanta	57	25
1994-95	Indiana	52	30
1995-96	CHICAGO	72	10
1996-97	CHICAGO	69	13
1997-98	CHICAGO	62	20
1998-99	Indiana	33	17
1999-00	Indiana	56	26
2000-01	Milwaukee	52	30
2001-02	Detroit	50	32
2002-03	Detroit	50	32
2003-04	Indiana	61	21
2004-05	Detroit	54	28
2005-06	Detroit	64	16
2006-07	Detroit	53	29
2007-08	Detroit	59	23
2008-09	Cleveland	66	16
2009-10	Cleveland	61	21
2010-11	CHICAGO	62	20
2011-12	CHICAGO	50	16
2012-13	Indiana	49	32
2013-14	Indiana	56	26
2014-15	Cleveland	53	29
2015-16	Cleveland	57	26

SOUTHEAST DIVISION

SEASON	TEAM	W	L
2004-05	Miami	59	23
2005-06	Miami	52	30
2006-07	Miami	44	38
2007-08	Orlando	52	30
2008-09	Orlando	59	23
2009-10	Orlando	59	23
2010-11	Miami	58	24
2011-12	Miami	46	20
2012-13	Miami	66	16
2013-14	Miami	54	28
2014-15	Atlanta	60	22
2015-16	Miami	48	34

FRONT OFFICE

BASKETBALL OPS.

PLAYERS

THE NBA

OPPONENTS

2015-16 SEASON

RECORDS

PLAYOFFS

HISTORY

COMMUNITY

MEDIA



WESTERN CONFERENCE

SEASON	TEAM	W	L
1946-47	CHICAGO	39	22
1947-48	St. Louis	29	19
1948-49	Rochester	45	15
1949-50	Indianapolis	39	25
1950-51	Minneapolis	44	24
1951-52	Rochester	41	25
1952-53	Minneapolis	48	22
1953-54	Minneapolis	46	26
1954-55	Ft. Wayne	43	29
1955-56	Ft. Wayne	37	35
1956-57	St. Louis/Minn./Ft. Wayne	34	38
1957-58	St. Louis	41	31
1958-59	St. Louis	49	23
1959-60	St. Louis	46	29
1960-61	St. Louis	51	28
1961-62	Los Angeles	54	26
1962-63	Los Angeles	53	27
1963-64	San Francisco	48	32
1964-65	Los Angeles	49	31
1965-66	Los Angeles	45	35
1966-67	San Francisco	44	37
1967-68	St. Louis	56	26
1968-69	Los Angeles	55	27
1969-70	Atlanta	48	34

MIDWEST DIVISION

SEASON	TEAM	W	L
1970-71	Milwaukee	66	16
1971-72	Milwaukee	63	19
1972-73	Milwaukee	60	22
1973-74	Milwaukee	59	23
1974-75	CHICAGO	47	35
1975-76	Milwaukee	38	44
1976-77	Denver	50	32
1977-78	Denver	48	34
1978-79	Kansas City	48	34
1979-80	Milwaukee	49	33
1980-81	San Antonio	52	30
1981-82	San Antonio	48	34
1982-83	San Antonio	53	29
1983-84	Utah	45	37
1984-85	Denver	52	30
1985-86	Houston	51	31
1986-87	Dallas	55	27
1987-88	Denver	54	28
1988-89	Utah	51	31
1989-90	San Antonio	56	26
1990-91	San Antonio	55	27
1991-92	Utah	55	27
1992-93	Houston	55	27
1993-94	Houston	58	24
1994-95	San Antonio	62	20
1995-96	San Antonio	59	23
1996-97	Utah	64	18
1997-98	Utah	62	20
1998-99	San Antonio	37	13
1999-00	Utah	55	27
2000-01	San Antonio	58	24
2001-02	San Antonio	58	24
2002-03	San Antonio	60	22
2003-04	Minnesota	58	24

SOUTHWEST DIVISION

SEASON	TEAM	W	L
2004-05	San Antonio	59	23
2005-06	San Antonio	63	19
2006-07	Dallas	67	15
2007-08	New Orleans	56	26
2008-09	San Antonio	54	28

SOUTHWEST DIVISION (CONT.)

2009-10	Dallas	55	27
2010-11	San Antonio	61	21
2011-12	San Antonio	50	16
2012-13	San Antonio	58	24
2013-14	San Antonio	62	20
2014-15	Houston	56	26
2015-16	San Antonio	67	15

NORTHWEST DIVISION

SEASON	TEAM	W	L
2004-05	Seattle	52	30
2005-06	Denver	44	38
2006-07	Utah	51	31
2007-08	Utah	54	28
2008-09	Denver	54	28
2009-10	Denver	53	29
2010-11	Oklahoma City	55	27
2011-12	Oklahoma City	47	19
2012-13	Oklahoma City	60	22
2013-14	Oklahoma City	59	23
2014-15	Portland	51	3
2015-16	Oklahoma City	55	27

PACIFIC DIVISION

SEASON	TEAM	W	L
1970-71	Los Angeles	48	34
1971-72	Los Angeles	69	13
1972-73	Los Angeles	60	22
1973-74	Los Angeles	47	35
1974-75	Golden State	48	34
1975-76	Golden State	59	23
1976-77	Los Angeles	53	29
1977-78	Portland	58	24
1978-79	Seattle	52	30
1979-80	Los Angeles	60	22
1980-81	Phoenix	57	25
1981-82	Los Angeles	57	25
1982-83	Los Angeles	58	24
1983-84	Los Angeles	54	28
1984-85	L.A. Lakers	62	20
1985-86	L.A. Lakers	62	20
1986-87	L.A. Lakers	65	17
1987-88	L.A. Lakers	62	20
1988-89	L.A. Lakers	57	25
1989-90	L.A. Lakers	63	19
1990-91	Portland	63	19
1991-92	Portland	57	25
1992-93	Phoenix	62	20
1993-94	Seattle	63	19
1994-95	Phoenix	59	23
1995-96	Seattle	64	18
1996-97	Seattle	57	25
1997-98	Seattle	61	21
1998-99	Portland	35	15
1999-00	L.A. Lakers	67	15
2000-01	L.A. Lakers	56	26
2001-02	Sacramento	61	21
2002-03	Sacramento	59	23
2003-04	L.A. Lakers	56	26
2004-05	Phoenix	62	20
2005-06	Phoenix	54	28
2006-07	Phoenix	61	21
2007-08	L.A. Lakers	57	25
2008-09	L.A. Lakers	65	17
2009-10	L.A. Lakers	57	25
2010-11	L.A. Lakers	57	25
2011-12	L.A. Lakers	41	25
2012-13	L.A. Clippers	56	26
2013-14	L.A. Clippers	57	25
2014-15	Golden State	67	15
2015-16	Golden State	73	9



COACH OF THE YEAR

1962-63	Harry Gallatin	St. Louis
1963-64	Alex Hannum	San Francisco
1964-65	Red Auerbach	Boston
1965-66	Dolph Schayes	Philadelphia
1966-67	JOHNNY KERR	CHICAGO
1967-68	Richie Guerin	St. Louis
1968-69	Gene Shue	Baltimore
1969-70	Red Holzman	New York
1970-71	DICK MOTTA	CHICAGO
1971-72	Bill Sharman	Los Angeles
1972-73	Tom Heinsohn	Boston
1973-74	Ray Scott	Detroit
1974-75	Phil Johnson	Kansas City
1975-76	Bill Fitch	Cleveland
1976-77	Tom Nissalke	Houston
1977-78	Hubie Brown	Atlanta
1978-79	Cotton Fitzsimmons	Kansas City
1979-80	Bill Fitch	Boston
1980-81	Jack McKinney	Indiana
1981-82	Gene Shue	Washington
1982-83	Don Nelson	Milwaukee
1983-84	Frank Layden	Utah
1984-85	Don Nelson	Milwaukee
1985-86	Mike Fratello	Atlanta
1986-87	Mike Schuler	Portland
1987-88	Doug Moe	Denver
1988-89	Cotton Fitzsimmons	Phoenix
1989-90	Pat Riley	L.A. Lakers
1990-91	Don Chaney	Houston
1991-92	Don Nelson	Golden State
1992-93	Pat Riley	New York
1993-94	Lenny Wilkens	Atlanta
1994-95	Del Harris	L.A. Lakers
1995-96	PHIL JACKSON	CHICAGO
1996-97	Pat Riley	Miami
1997-98	Larry Bird	Indiana
1998-99	Mike Dunleavy	Portland
1999-00	Doc Rivers	Orlando
2000-01	Larry Brown	Philadelphia
2001-02	Rick Carlisle	Detroit
2002-03	Gregg Popovich	San Antonio
2003-04	Hubie Brown	Memphis
2004-05	Mike D'Antoni	Phoenix
2005-06	Avery Johnson	Dallas
2006-07	Sam Mitchell	Toronto
2007-08	Byron Scott	New Orleans
2008-09	Mike Brown	Cleveland
2009-10	Scott Brooks	Oklahoma City
2010-11	TOM THIBODEAU	CHICAGO
2011-12	Gregg Popovich	San Antonio
2012-13	George Karl	Denver
2013-14	Gregg Popovich	San Antonio
2014-15	Mike Budenholzer	Atlanta
2015-16	Steve Kerr	Golden State

MOST VALUABLE PLAYER

1955-56	Bob Pettit	St. Louis
1956-57	Bob Cousy	Boston
1957-58	Bill Russell	Boston
1958-59	Bob Pettit	St. Louis
1959-60	Wilt Chamberlain	Philadelphia
1960-61	Bill Russell	Boston
1961-62	Bill Russell	Boston
1962-63	Bill Russell	Boston
1963-64	Oscar Robertson	Cincinnati
1964-65	Bill Russell	Boston
1965-66	Wilt Chamberlain	Philadelphia
1966-67	Wilt Chamberlain	Philadelphia
1967-68	Wilt Chamberlain	Philadelphia
1968-69	Wes Unseld	Baltimore
1969-70	Willis Reed	New York
1970-71	Kareem Abdul-Jabbar	Milwaukee
1971-72	Kareem Abdul-Jabbar	Milwaukee
1972-73	Dave Cowens	Boston
1973-74	Kareem Abdul-Jabbar	Los Angeles
1974-75	Bob McAdoo	Buffalo
1975-76	Kareem Abdul-Jabbar	Los Angeles
1976-77	Kareem Abdul-Jabbar	Los Angeles
1977-78	Bill Walton	Portland
1978-79	Moses Malone	Houston
1979-80	Kareem Abdul-Jabbar	Los Angeles
1980-81	Julius Erving	Philadelphia
1981-82	Moses Malone	Houston
1982-83	Moses Malone	Philadelphia
1983-84	Larry Bird	Boston
1984-85	Larry Bird	Boston
1985-86	Larry Bird	Boston
1986-87	Magic Johnson	L.A. Lakers
1987-88	MICHAEL JORDAN	CHICAGO
1988-89	Magic Johnson	L.A. Lakers
1989-90	Magic Johnson	L.A. Lakers
1990-91	MICHAEL JORDAN	CHICAGO
1991-92	MICHAEL JORDAN	CHICAGO
1992-93	Charles Barkley	Phoenix
1993-94	Hakeem Olajuwon	Houston
1994-95	David Robinson	San Antonio
1995-96	MICHAEL JORDAN	CHICAGO
1996-97	Karl Malone	Utah
1997-98	MICHAEL JORDAN	CHICAGO
1998-99	Karl Malone	Utah
1999-00	Shaquille O'Neal	L.A. Lakers
2000-01	Allen Iverson	Philadelphia
2001-02	Tim Duncan	San Antonio
2002-03	Tim Duncan	San Antonio
2003-04	Kevin Garnett	Minnesota
2004-05	Steve Nash	Phoenix
2005-06	Steve Nash	Phoenix
2006-07	Dirk Nowitzki	Dallas
2007-08	Kobe Bryant	L.A. Lakers
2008-09	LeBron James	Cleveland
2009-10	LeBron James	Cleveland
2010-11	DERICK ROSE	CHICAGO
2011-12	LeBron James	Miami
2012-13	LeBron James	Miami
2013-14	Kevin Durant	Oklahoma City
2014-15	Stephen Curry	Golden State
2015-16	Stephen Curry	Golden State



ROOKIE OF THE YEAR

1952-53	Don Meineke	Fort Wayne
1953-54	Ray Felix	Baltimore
1954-55	Bob Pettit	Milwaukee
1955-56	Maurice Stokes	Rochester
1956-57	Tom Heinsohn	Boston
1957-58	Woody Sauldsberry	Philadelphia
1958-59	Elgin Baylor	Minneapolis
1959-60	Wilt Chamberlain	Philadelphia
1960-61	Oscar Robertson	Cincinnati
1961-62	Walt Bellamy	Chicago
1962-63	Terry Dischinger	Chicago
1963-64	Jerry Lucas	Cincinnati
1964-65	Willis Reed	New York
1965-66	Rick Barry	San Francisco
1966-67	Dave Bing	Detroit
1967-68	Earl Monroe	Baltimore
1968-69	Wes Unseld	Baltimore
1969-70	Kareem Abdul-Jabbar	Milwaukee
1970-71	Geoff Petrie	Portland
	Dave Cowens	Boston
1971-72	Sidney Wicks	Portland
1972-73	Bob McAdoo	Buffalo
1973-74	Ernie DiGregorio	Buffalo
1974-75	Keith Wilkes	Golden State
1975-76	Alvan Adams	Phoenix
1976-77	Adrian Dantley	Buffalo
1977-78	Walter Davis	Phoenix
1978-79	Phil Ford	Kansas City
1979-80	Larry Bird	Boston
1980-81	Darrell Griffith	Utah
1981-82	Buck Williams	New Jersey
1982-83	Terry Cummings	San Diego
1983-84	Ralph Sampson	Houston
1984-85	MICHAEL JORDAN	CHICAGO
1985-86	Patrick Ewing	New York
1986-87	Chuck Person	Indiana
1987-88	Mark Jackson	New York
1988-89	Mitch Richmond	Golden State
1989-90	David Robinson	San Antonio
1990-91	Derrick Coleman	New Jersey
1991-92	Larry Johnson	Charlotte
1992-93	Shaquille O'Neal	Orlando
1993-94	Chris Webber	Golden State
1994-95	Grant Hill	Detroit
	Jason Kidd	Dallas
1995-96	Damon Stoudamire	Toronto
1996-97	Allen Iverson	Philadelphia
1997-98	Tim Duncan	San Antonio
1998-99	Vince Carter	Toronto
1999-00	ELTON BRAND	CHICAGO
	Steve Francis	Houston
2000-01	Mike Miller	Orlando
2001-02	Pau Gasol	Memphis
2002-03	Amare Stoudemire	Phoenix
2003-04	LeBron James	Cleveland
2004-05	Emeka Okafor	Charlotte
2005-06	Chris Paul	N.O./Okla. City
2006-07	Brandon Roy	Portland
2007-08	Kevin Durant	Seattle
2008-09	DERRICK ROSE	CHICAGO
2009-10	Tyrese Evans	Sacramento
2010-11	Blake Griffin	L.A. Clippers
2011-12	Kyrie Irving	Cleveland
2012-13	Damian Lillard	Portland
2013-14	Michael Carter-Williams	Philadelphia
2014-15	Andrew Wiggins	Minnesota
2015-16	Karl-Anthony Towns	Minnesota

EXECUTIVE OF THE YEAR

1972-73	Joe Axelson	Kansas City
1973-74	Eddie Donovan	Buffalo
1974-75	Dick Vertlieb	Golden State
1975-76	Jerry Colangelo	Phoenix
1976-77	Ray Patterson	Houston
1977-78	Angelo Drossos	San Antonio
1978-79	Bob Ferry	Boston
1979-80	Red Auerbach	Boston
1980-81	Jerry Colangelo	Phoenix
1981-82	Bob Ferry	Washington
1982-83	Zollie Volchok	Seattle
1983-84	Frank Layden	Utah
1984-85	Vince Boryla	Denver
1985-86	Stan Kasten	Atlanta
1986-87	Stan Kasten	Atlanta
1987-88	JERRY KRAUSE	CHICAGO
1988-89	Jerry Colangelo	Phoenix
1989-90	Bob Bass	San Antonio
1990-91	Bucky Buckwalter	Portland
1991-92	Wayne Embry	Cleveland
1992-93	Jerry Colangelo	Phoenix
1993-94	Bob Whitsitt	Seattle
1994-95	Jerry West	L.A. Lakers
1995-96	JERRY KRAUSE	CHICAGO
1996-97	Bob Bass	Charlotte
1997-98	Wayne Embry	Cleveland
1998-99	Geoff Petrie	Sacramento
1999-00	John Gabriel	Orlando
2000-01	Geoff Petrie	Sacramento
2001-02	Rod Thorn	New Jersey
2002-03	Joe Dumars	Detroit
2003-04	Jerry West	Memphis
2004-05	Bryan Colangelo	Phoenix
2005-06	Elgin Baylor	L.A. Clippers
2006-07	Bryan Colangelo	Toronto
2007-08	Danny Ainge	Boston
2008-09	Mark Warkentien	Denver
2009-10	John Hammond	Milwaukee
2010-11	GAR FORMAN	CHICAGO
	Pat Riley	Miami
2011-12	Larry Bird	Indiana
2012-13	Masai Ujiri	Denver
2013-14	R.C. Buford	San Antonio
2014-15	Bob Myers	Golden State
2015-16	R.C. Buford	San Antonio

DEFENSIVE PLAYER OF THE YEAR

1982-83	Sidney Moncrief	Milwaukee
1983-84	Sidney Moncrief	Milwaukee
1984-85	Mark Eaton	Utah
1985-86	Alvin Robertson	San Antonio
1986-87	Michael Cooper	L.A. Lakers
1987-88	MICHAEL JORDAN	CHICAGO
1988-89	Mark Eaton	Utah
1989-90	Dennis Rodman	Detroit
1990-91	Dennis Rodman	Detroit
1991-92	David Robinson	San Antonio
1992-93	Hakeem Olajuwon	Houston
1993-94	Hakeem Olajuwon	Houston
1994-95	Dikembe Mutombo	Denver
1995-96	Gary Payton	Seattle
1996-97	Dikembe Mutombo	Atlanta
1997-98	Dikembe Mutombo	Atlanta
1998-99	Alonzo Mourning	Miami
1999-00	Alonzo Mourning	Miami
2000-01	Dikembe Mutombo	Philadelphia
2001-02	Ben Wallace	Detroit



DEFENSIVE PLAYER OF THE YEAR (CONT.)

2002-03	Ben Wallace	Detroit
2003-04	Ron Artest	Indiana
2004-05	Ben Wallace	Detroit
2005-06	Ben Wallace	Detroit
2006-07	Marcus Camby	Denver
2007-08	Kevin Garnett	Boston
2008-09	Dwight Howard	Orlando
2009-10	Dwight Howard	Orlando
2010-11	Dwight Howard	Orlando
2011-12	Tyson Chandler	New York
2012-13	Marc Gasol	Memphis
2013-14	JOAKIM NOAH	CHICAGO
2014-15	Kawhi Leonard	San Antonio
2015-16	Kawhi Leonard	San Antonio

SIXTH MAN AWARD

1982-83	Bobby Jones	Philadelphia
1983-84	Kevin McHale	Boston
1984-85	Kevin McHale	Boston
1985-86	Bill Walton	Boston
1986-87	Ricky Pierce	Milwaukee
1987-88	Roy Tarpley	Dallas
1988-89	Eddie Johnson	Phoenix
1989-90	Ricky Pierce	Milwaukee
1990-91	Detlef Schrempf	Indiana
1991-92	Detlef Schrempf	Indiana
1992-93	Cliff Robinson	Portland
1993-94	Dell Curry	Charlotte
1994-95	Anthony Mason	New York
1995-96	TONI KUKOC	CHICAGO
1996-97	John Starks	New York
1997-98	Danny Manning	Phoenix
1998-99	Darrell Armstrong	Orlando
1999-00	Rodney Rogers	Phoenix
2000-01	Aaron McKie	Philadelphia
2001-02	Corliss Williamson	Detroit
2002-03	Bobby Jackson	Sacramento
2003-04	Antawn Jamison	Dallas
2004-05	BEN GORDON	CHICAGO
2005-06	Mike Miller	Memphis
2006-07	Leandro Barbosa	Phoenix
2007-08	Manu Ginobili	San Antonio
2008-09	Jason Terry	Dallas
2009-10	Jamal Crawford	Atlanta
2010-11	Lamar Odom	L.A. Lakers
2011-12	James Harden	Oklahoma City
2012-13	J.R. Smith	New York
2013-14	Jamal Crawford	L.A. Clippers
2014-15	Lou Williams	Toronto
2015-16	Jamal Crawford	L.A. Clippers

NBA FINALS MOST VALUABLE PLAYER

1969	Jerry West	L.A. Lakers
1970	Willis Reed	New York
1971	Kareem Abdul Jabbar	Milwaukee
1972	Wilt Chamberlain	L.A. Lakers
1973	Willis Reed	New York
1974	John Havlicek	Boston
1975	Rick Barry	Golden State
1976	Jo Jo White	Boston
1977	Bill Walton	Portland
1978	Wes Unseld	Washington
1979	Dennis Johnson	Seattle
1980	Magic Johnson	L.A. Lakers
1981	Cedric Maxwell	Boston
1982	Magic Johnson	L.A. Lakers

1983	Moses Malone
1984	Larry Bird
1985	Kareem Abdul Jabbar
1986	Larry Bird
1987	Magic Johnson
1988	James Worthy
1989	Joe Dumars
1990	Isiah Thomas
1991	MICHAEL JORDAN
1992	MICHAEL JORDAN
1993	MICHAEL JORDAN
1994	Hakeem Olajuwon
1995	Hakeem Olajuwon
1996	MICHAEL JORDAN
1997	MICHAEL JORDAN
1998	MICHAEL JORDAN
1999	Tim Duncan
2000	Shaquille O'Neal
2001	Shaquille O'Neal
2002	Shaquille O'Neal
2003	Tim Duncan
2004	Chauncey Billups
2005	Tim Duncan
2006	Dwyane Wade
2007	Tony Parker
2008	Paul Pierce
2009	Kobe Bryant
2010	Kobe Bryant
2011	Dirk Nowitzki
2012	LeBron James
2013	LeBron James
2014	Kawhi Leonard
2015	Andre Iguodala
2016	LeBron James

MOST IMPROVED PLAYER

1985-86	Alvin Robertson	San Antonio
1986-87	Dale Ellis	Seattle
1987-88	Kevin Duckworth	Portland
1988-89	Kevin Johnson	Phoenix
1989-90	Rony Seikaly	Miami
1990-91	Scott Skiles	Orlando
1991-92	Pervis Ellison	Washington
1992-93	Mahmoud Abdul Rauf	Denver
1993-94	Don MacLean	Washington
1994-95	Dana Barros	Philadelphia
1995-96	Gheorghe Muresan	Washington
1996-97	Isaac Austin	Miami
1997-98	Alan Henderson	Atlanta
1998-99	Darrell Armstrong	Orlando
1999-00	Jalen Rose	Indiana
2000-01	Tracy McGrady	Orlando
2001-02	Jermaine O'Neal	Indiana
2002-03	Gilbert Arenas	Golden State
2003-04	Zach Randolph	Portland
2004-05	Bobby Simmons	L.A. Clippers
2005-06	Boris Diaw	Phoenix
2006-07	Monta Ellis	Golden State
2007-08	Hedo Turkoglu	Orlando
2008-09	Danny Granger	Indiana
2009-10	Aaron Brooks	Houston
2010-11	Kevin Love	Minnesota
2011-12	Ryan Anderson	Orlando
2012-13	Paul George	Indiana
2013-14	Goran Dragic	Phoenix
2014-15	JIMMY BUTLER	CHICAGO
2015-16	C.J. McCollum	Portland



IBM AWARD

1983-84	Magic Johnson	L.A. Lakers
1984-85	Michael Jordan	Chicago
1985-86	Charles Barkley	Philadelphia
1986-87	Charles Barkley	Philadelphia
1987-88	Charles Barkley	Philadelphia
1988-89	MICHAEL JORDAN	CHICAGO
1989-90	David Robinson	San Antonio
1990-91	David Robinson	San Antonio
1991-92	Dennis Rodman	Detroit
1992-93	Hakeem Olajuwon	Houston
1993-94	David Robinson	San Antonio
1994-95	David Robinson	San Antonio
1995-96	David Robinson	San Antonio
1996-97	Grant Hill	Detroit
1997-98	Karl Malone	Utah
1998-99	Dikembe Mutombo	Atlanta
1999-00	Shaquille O'Neal	L.A. Lakers
2000-01	Shaquille O'Neal	L.A. Lakers
2001-02	Tim Duncan	San Antonio

CITIZENSHIP AWARD

1974-75	Wes Unseld	Washington
1975-76	Slick Watts	Seattle
1976-77	Dave Bing	Washington
1977-78	Bob Lanier	Detroit
1978-79	Calvin Murphy	Houston
1979-80	Austin Carr	Cleveland
1980-81	Mike Glenn	New York
1981-82	Kent Benson	Detroit
1982-83	Julius Erving	Philadelphia
1983-84	Frank Layden	Utah
1984-85	Dan Issel	Denver
1985-86	Michael Cooper	L.A. Lakers
	Rory Sparrow	New York
1986-87	Isiah Thomas	Detroit
1987-88	Alex English	Denver
1988-89	Thurl Bailey	Utah
1989-90	Doc Rivers	Atlanta
1990-91	Kevin Johnson	Phoenix
1991-92	Magic Johnson	L.A. Lakers
1992-93	Terry Porter	Portland
1993-94	Joe Dumars	Detroit
1994-95	Joe O'Toole	Atlanta
1995-96	Chris Dudley	Portland
1996-97	P.J. Brown	Miami
1997-98	Steve Smith	Atlanta
1998-99	Brian Grant	Portland
1999-00	Vlade Divac	Sacramento
2000-01	Dikembe Mutombo	Philadelphia
2001-02	Alonzo Mourning	Miami
2002-03	David Robinson	San Antonio
2003-04	Reggie Miller	Indiana
2004-05	Eric Snow	Cleveland
2005-06	Kevin Garnett	Minnesota
2006-07	Steve Nash	Phoenix
2007-08	Chauncey Billups	Detroit
2008-09	Dikembe Mutombo	Houston
2009-10	Samuel Dalembert	Philadelphia
2010-11	Ron Artest	L.A. Lakers
2011-12	Pau Gasol	L.A. Lakers
2012-13	Kenneth Faried	Denver
2013-14	Stephen Curry	Golden State
2014-15	JOAKIM NOAH	CHICAGO
2015-16	Wayne Ellington	Brooklyn

SPORTSMANSHIP AWARD

Inaugural	Joe Dumars	Detroit
1996-97	Terrell Brandon	Cleveland
1997-98	Avery Johnson	San Antonio
1998-99	Hersey Hawkins	Seattle
1999-00	Eric Snow	Philadelphia
2000-01	David Robinson	San Antonio
2001-02	Steve Smith	San Antonio
2002-03	Ray Allen	Seattle
2003-04	P.J. Brown	New Orleans
2004-05	Grant Hill	Orlando
2005-06	Eltton Brand	L.A. Clippers
2006-07	LUOL DENG	CHICAGO
2007-08	Grant Hill	Phoenix
2008-09	Chauncey Billups	Denver
2009-10	Grant Hill	Phoenix
2010-11	Stephen Curry	Golden State
2011-12	Jason Kidd	Dallas Mavericks
2012-13	Jason Kidd	New York
2013-14	Mike Conley	Memphis
2014-15	Kyle Korver	Atlanta
2015-16	Mike Conley	Memphis



NBA CHAMPIONS YEAR-BY-YEAR

SEASON	WINNING TEAM	COACH	LOSING TEAM	SERIES
1946-47	Philadelphia	Eddie Gottlieb	Chicago	4-1
1947-48	Baltimore	Buddy Jeannette	Philadelphia	4-2
1948-49	Minneapolis	John Kundla	Washington	4-2
1949-50	Minneapolis	John Kundla	Syracuse	4-2
1950-51	Rochester	Les Harrison	New York	4-3
1951-52	Minneapolis	John Kundla	New York	4-3
1952-53	Minneapolis	John Kundla	New York	4-1
1953-54	Minneapolis	John Kundla	Syracuse	4-3
1954-55	Syracuse	Al Cervi	Fort Wayne	4-3
1955-56	Philadelphia	George Senesky	Fort Wayne	4-1
1956-57	Boston	Red Auerbach	St. Louis	4-3
1957-58	St. Louis	Alex Hannum	Boston	4-2
1958-59	Boston	Red Auerbach	Minneapolis	4-0
1959-60	Boston	Red Auerbach	St. Louis	4-3
1960-61	Boston	Red Auerbach	St. Louis	4-1
1961-62	Boston	Red Auerbach	Los Angeles	4-3
1962-63	Boston	Red Auerbach	Los Angeles	4-2
1963-64	Boston	Red Auerbach	San Francisco	4-1
1964-65	Boston	Red Auerbach	Los Angeles	4-1
1965-66	Boston	Red Auerbach	Los Angeles	4-3
1966-67	Philadelphia	Alex Hannum	San Francisco	4-2
1967-68	Boston	Bill Russell	Los Angeles	4-2
1968-69	Boston	Bill Russell	Los Angeles	4-3
1969-70	New York	Red Holzman	Los Angeles	4-3
1970-71	Milwaukee	Larry Costello	Baltimore	4-0
1971-72	Los Angeles	Bill Sharman	New York	4-1
1972-73	New York	Red Holzman	Los Angeles	4-1
1973-74	Boston	Tom Heinsohn	Milwaukee	4-3
1974-75	Golden State	Al Attles	Washington	4-0
1975-76	Boston	Tom Heinsohn	Phoenix	4-2
1976-77	Portland	Jack Ramsay	Philadelphia	4-2
1977-78	Washington	Dick Motta	Seattle	4-3
1978-79	Seattle	Lenny Wilkens	Washington	4-1
1979-80	Los Angeles	Paul Westhead/Jack McKinney	Philadelphia	4-2
1980-81	Boston	Bill Fitch	Houston	4-2
1981-82	Los Angeles	Pat Riley	Philadelphia	4-2
1982-83	Philadelphia	Billy Cunningham	L.A. Lakers	4-0
1983-84	Boston	KC Jones	L.A. Lakers	4-3
1984-85	L.A. Lakers	Pat Riley	Boston	4-2
1985-86	Boston	KC Jones	Houston	4-2
1986-87	L.A. Lakers	Pat Riley	Boston	4-2
1987-88	L.A. Lakers	Pat Riley	Detroit	4-3
1988-89	Detroit	Chuck Daly	L.A. Lakers	4-0
1989-90	Detroit	Chuck Daly	Portland	4-1
1990-91	CHICAGO	PHIL JACKSON	L.A. LAKERS	4-1
1991-92	CHICAGO	PHIL JACKSON	PORTLAND	4-2
1992-93	CHICAGO	PHIL JACKSON	PHOENIX	4-2
1993-94	Houston	Rudy Tomjanovich	New York	4-3
1994-95	Houston	Rudy Tomjanovich	Orlando	4-0
1995-96	CHICAGO	PHIL JACKSON	SEATTLE	4-2
1996-97	CHICAGO	PHIL JACKSON	UTAH	4-2
1997-98	CHICAGO	PHIL JACKSON	UTAH	4-2
1998-99	San Antonio	Gregg Popovich	New York	4-1
1999-00	L.A. Lakers	Phil Jackson	Indiana	4-2
2000-01	L.A. Lakers	Phil Jackson	Philadelphia	4-1
2001-02	L.A. Lakers	Phil Jackson	New Jersey	4-0
2002-03	San Antonio	Gregg Popovich	New Jersey	4-2
2003-04	Detroit	Larry Brown	L.A. Lakers	4-1
2004-05	San Antonio	Gregg Popovich	Detroit	4-3
2005-06	Miami	Pat Riley	Dallas	4-2
2006-07	San Antonio	Gregg Popovich	Cleveland	4-0
2007-08	Boston	Glenn "Doc" Rivers	L.A. Lakers	4-2
2008-09	L.A. Lakers	Phil Jackson	Orlando	4-1
2009-10	L.A. Lakers	Phil Jackson	Boston	4-3
2010-11	Dallas	Rick Carlisle	Miami	4-2
2011-12	Miami	Erik Spoelstra	Oklahoma City	4-1
2012-13	Miami	Erik Spoelstra	San Antonio	4-3
2013-14	San Antonio	Gregg Popovich	Miami	4-1
2014-15	Golden State	Steve Kerr	Cleveland	4-2
2015-16	Cleveland	Tyronn Lue	Golden State	4-3



2016 NBA DRAFT FIRST ROUND

PICK	PLAYER	TEAM	COLLEGE/COUNTRY
1	Ben Simmons	Philadelphia 76ers	LSU
2	Brandon Ingram	Los Angeles Lakers	Duke
3	Jaylen Brown	Boston Celtics	California
4	Dragan Bender	Phoenix Suns	Israel
5	Kris Dunn	Minnesota Timberwolves	Providence
6	Buddy Hield	New Orleans Pelicans	Oklahoma
7	Jamal Murray	Denver Nuggets	Kentucky
8	Marquese Chriss	Sacramento Kings	Washington
9	Jakob Pöltl	Toronto Raptors	Utah
10	Thon Maker	Milwaukee Bucks	Canada
11	Domantas Sabonis	Orlando Magic	Gonzaga
12	Taurean Prince	Utah Jazz	Baylor
13	Georgios Papagiannis	Phoenix Suns	Greece
14	Denzel Valentine	Chicago Bulls	Michigan State
15	Juan Hernangómez	Denver Nuggets	Spain
16	Guerschon Yabusele	Boston Celtics	France
17	Wade Baldwin IV	Memphis Grizzlies	Vanderbilt
18	Henry Ellenson	Detroit Pistons	Marquette
19	Malik Beasley	Denver Nuggets	Florida State
20	Caris LeVert	Indiana Pacers	Michigan
21	DeAndre' Bembry	Atlanta Hawks	Saint Joseph's
22	Malachi Richardson	Charlotte Hornets	Syracuse
23	Ante Zizic	Boston Celtics	Croatia
24	Timothé Luwawu-Cabarrot	Philadelphia 76ers	Serbia
25	Brice Johnson	Los Angeles Clippers	North Carolina
26	Furkan Korkmaz	Philadelphia 76ers	Turkey
27	Pascal Siakam	Toronto Raptors	New Mexico State
28	Skal Labissière	Phoenix Suns	Kentucky
29	Dejounte Murray	San Antonio Spurs	Washington
30	Damian Jones	Golden State Warriors	Vanderbilt

2016 NBA DRAFT SECOND ROUND

PICK	PLAYER	TEAM	COLLEGE/COUNTRY
31	Deyonta Davis	Boston Celtics	Michigan State
32	Ivica Zubac	Los Angeles Lakers	Serbia
33	Cheick Diallo	Los Angeles Clippers	Kansas
34	Tyler Ulis	Phoenix Suns	Kentucky
35	Rade Zagorac	Boston Celtics	Serbia
36	Malcolm Brogdon	Milwaukee Bucks	Virginia
37	Chinanu Oluwaku	Houston Rockets	Louisville
38	Patrick McCaw	Milwaukee Bucks	UNLV
39	David Michineau	New Orleans Pelicans	France
40	Diamond Stone	New Orleans Pelicans	Maryland
41	Stephen Zimmerman	Orlando Magic	UNLV
42	Isaiah Whitehead	Utah Jazz	Seton Hall
43	Zhou Qi	Houston Rockets	China
44	Isaia Cordinier	Atlanta Hawks	France
45	Demetrius Jackson	Boston Celtics	Notre Dame
46	A.J. Hammons	Dallas Mavericks	Purdue
47	Jake Layman	Orlando Magic	Maryland
48	Paul Zipser	Chicago Bulls	Germany
49	Michael Gbinije	Detroit Pistons	Syracuse
50	Georges Niang	Indiana Pacers	Iowa State
51	Ben Bentil	Boston Celtics	Providence
52	Joel Bolomboy	Utah Jazz	Weber State
53	Petr Cornelie	Denver Nuggets	France
54	Kay Felder	Atlanta Hawks	Oakland
55	Marcus Paige	Brooklyn Nets	North Carolina
56	Daniel Hamilton	Denver Nuggets	Connecticut
57	Wang Zhelin	Memphis Grizzlies	China
58	Abdel Nader	Boston Celtics	Iowa State
59	Isaiah Cousins	Sacramento Kings	Oklahoma
60	Tyrone Wallace	Utah Jazz	California

**2016-17 NBA OFFICIATING STAFF**

3	Buchert, Nick
4	Wright, Sean
5	Fitzgerald, Kane
6	Brown, Tony
7	Holtkamp, Lauren
8	Davis, Marc
9	Stafford, Derrick
10	Garretson, Ron
11	Collins, Derrick
13	McCutchen, Monty
14	Malloy, Ed
15	Zarba, Zach
16	Guthrie, David
18	Boland, Matt
19	Capers, James
20	Richardson, Leroy
21	Taylor, Dedric
22	Spooner, Bill
23	Phillips, Jason
24	Callahan, Mike
25	Brothers, Tony
26	Fraher, Pat
27	Mitchell, Ervin
28	Scott, Kevin
29	Lindsay, Mark
30	Goble, John
31	Wall, Scott
32	Kogut, Marat
33	Corbin, Sean
34	Cutler, Kevin
35	Anderson, Steve
36	Barnaky, Brent
37	Dalen, Eric
38	Smith, Michael
39	Ford, Tyler
40	Wood, Leon
41	Mauer, Ken

42	Lewis, Eric
43	Crawford, Dan
44	Nansel, Brett
45	Forte, Brian
46	Taylor, Ben
47	Adams, Bennie
48	Foster, Scott
49	Washington, Tom
50	Petrailtis, Gediminas
51	Smith, Aaron
52	Twardoski, Scott
53	Washington, CJ
55	Kennedy, Bill
56	Ayotte, Mark
58	Tiven, Josh
59	Zielinski, Gary
60	Williams, James
61	Kirkland, Courtney
63	Richardson, Derek
64	Van Duyn, Justin
66	Workman, Haywoode
71	Mott, Rodney
72	Orr, J.T.
73	Maddox, Tre
74	Blair, Curtis
77	Lane, Karl

NON-STAFF OFFICIALS:

54	Acosta, Ray
62	DeRosa, JB
65	Goldenberg, Jason
67	Adair, Brandon
68	Goble, Jacyn
70	Ransom, Phenizee
75	Sterling, Jonathan
76	Voyard-Tadal, Vladimir



OPPONENTS





Office: Centennial Tower, 101 Marietta Street, Suite 1900, Atlanta, GA 30303
Phone: (404) 878-3800
Home Court: Phillips Arena (18,047 – opened in 1999)
Principle Owner & Chair of Board of Directors and NBA Governor: Tony Ressler
Vice Chair of Board of Directors: Grant Hill
Alternate NBA Governor: Steven Price
CEO/Atlanta Hawks Basketball Club & Phillips Arena: Steve Koonin
President of Basketball Operations/Head Coach: Mike Budenholzer
General Manager: Wes Wilcox
Assistant Coaches: Darvin Ham, Taylor Jenkins, Charles Lee, Neven Spahija, Ben Sullivan
Executive Director of Player Performance: Keke Lyles
Head Athletic Trainer: Art Horne
Director of Rehabilitation: Mike Roncarati
Athletic Performance Coach: Chris Chase
Senior VP of Public Relations: Garin Narain
Director of Media Relations: Jon Steinberg
Team Colors: Torch Red, Georgia Granite Gray, Volt Green
TV: FOX Sports Southeast (Bob Rathbun, Dominique Wilkins, Andre Aldridge, Olivia Harlan)
Radio: WZLG/92.9 The Game (Steve Holman)

BULLS STREAKS:

Overall: 4-1
Home: 2-1
Road: 3-1

2016-17 MEETINGS:

11/09 @ Atlanta
01/20 @ Atlanta
01/25 @ Chicago
04/01 @ Chicago

CHICAGO VS. ATLANTA 2015-16 SERIES: 4 GAMES, 0-4

DATE	SITE	BULLS	HAWKS	BULLS HI-SCORER	HAWKS HI-SCORER	BULLS HI-REBOUND	HAWKS HI-REBOUND
01/09	ATL	105	120	Butler-27	Horford-33	Mirotic-10	Horford-10
02/10	CHI	90	113	Gasol-20	Schröder-18	Gasol/Portis-10	Four with 6
02/26	ATL	88	103	McDermott-20	Teague-19	Gasol-17	Millsap-13
03/28	CHI	100	102	Rose-20	Teague-26	Gasol/Gibson-12	Millsap-11
TOTALS	4	383	438				
AVERAGE		95.8	109.5				

BULLS ALL-TIME VS. HAWKS: 123-108 (.532)

SEASON	HOME W-L	ROAD W-L	NEUTRAL W-L	SEASON	HOME W-L	ROAD W-L	NEUTRAL W-L
(St. Louis)				1991-92	2-0	3-0	
1966-67	1-3	2-2	1-0	1992-93	1-1	1-1	
1967-68	0-3	1-3	0-1	1993-94	3-0	0-2	
(Atlanta)				1994-95	1-1	3-0	
1968-69	1-3	0-3		1995-96	2-0	2-0	
1969-70	1-1	0-3	1-1	1996-97	2-0	1-1	
1970-71	3-0	1-1		1997-98	2-0	1-1	
1971-72	2-0	3-0		1998-99	0-2	1-1	
1972-73	1-1	1-1		1999-00	1-1	0-2	
1973-74	2-0	1-1		2000-01	1-1	1-1	
1974-75	2-0	2-0		2001-02	0-2	1-1	
1975-76	1-1	1-1		2002-03	1-1	1-1	
1976-77	2-0	0-2		2003-04	1-1	0-2	
1977-78	2-0	0-1	1-0	2004-05	2-0	2-0	
1978-79	1-1	0-2		2005-06	1-0	2-0	
1979-80	1-0	0-1		2006-07	2-0	2-0	
1980-81	2-1	2-1		2007-08	2-0	0-2	
1981-82	2-1	1-1		2008-09	0-2	0-1	
1982-83	1-2	0-3		2009-10	1-1	0-2	
1983-84	2-1	0-3		2010-11	1-0	1-1	
1984-85	1-2	2-1		2011-12	2-0	1-1	
1985-86	1-2	0-3		2012-13	1-0	1-1	
1986-87	2-1	0-3		2013-14	2-0	2-0	
1987-88	2-1	1-1		2014-15	1-1	0-1	
1988-89	1-2	1-2		2015-16	0-2	0-2	
1989-90	2-0	3-0		Totals	71-42	49-84	3-2
1990-91	3-0	1-1					



BIGGEST WIN/WORST LOSS:

	DATE	LOCATION	SCORE	MARGIN
Biggest Win (ATL)	01/14/13	Chicago	97-58	39
Worst Loss (ATL)	04/08/83	Atlanta	101-138	37
Biggest Win (STL)	11/06/66	Chicago	134-102	32
Worst Loss (STL)	10/20/67	Chicago	99-126	27

LAST WIN/LOSS:

	DATE	LOCATION	SCORE
Last Win:	04/15/15	Chicago	91-85
Last Loss:	03/28/16	Chicago	100-102

2015-16 SEASON SERIES (0-4) CHICAGO BULLS VS. ATLANTA

PLAYER	G-GS	MIN	FG-FGA	PCT	3FG-FGA	PCT	FT-FTA	PCT	OFF	DEF	TOT	AST	PF-QD	STL	TO	BLK	PTS	AVG	HI
Butler	2-2	75	13-33	.394	3-10	.300	13-15	.867	8	9	17	6	6-0	1	3	1	42	21.0	27
Rose	3-3	98	19-58	.328	4-6	.667	9-10	.900	6	7	13	13	4-0	5	9	2	51	17.0	20
Gasol	4-4	129	27-66	.409	0-5	.000	11-15	.733	11	34	45	18	4-0	1	12	1	65	16.3	20
Mitrović	2-1	55	10-23	.435	6-12	.500	3-4	.750	2	11	13	3	6-0	1	1	2	29	14.5	24
McDermott	4-0	112	15-32	.469	3-11	.273	11-12	.917	3	12	15	1	5-0	1	4	0	44	11.0	20
Brooks	4-0	66	14-25	.560	4-7	.571	2-2	1.000	2	6	8	12	12-0	2	10	0	34	8.5	16
Gibson	4-4	111	14-23	.609	0-0	---	6-7	.857	10	16	26	4	9-0	0	6	7	34	8.5	11
Portis	4-0	70	11-31	.355	1-5	.200	5-6	.833	11	16	27	2	1-0	2	6	2	28	7.0	12
Moore	3-2	59	7-20	.350	0-2	.000	2-4	.500	2	5	7	6	6-0	2	7	0	16	5.3	8
Dunleavy	3-3	56	4-17	.235	2-7	.286	3-5	.600	1	13	14	2	5-0	2	2	1	13	4.3	6
Snell	3-1	56	6-15	.400	1-6	.167	0-0	---	2	4	6	4	4-0	1	3	0	13	4.3	7
Holiday (TOT)	2-0	33	2-10	.200	1-2	.500	0-0	---	0	2	2	2	2-0	1	0	0	5	2.5	3
Holiday (CHI)	2-0	33	2-10	.200	1-2	.500	0-0	---	0	2	2	2	2-0	1	0	0	5	2.5	3
Hinrich	1-0	10	1-1	1.000	0-0	---	0-0	---	0	0	0	2	1-0	0	1	0	2	2.0	2
Baird	3-0	20	2-6	.333	1-1	1.000	0-0	---	0	4	4	2	2-0	2	1	0	5	1.7	3
Felicio	2-0	10	1-2	.500	0-0	---	0-0	---	0	1	1	1	0-0	0	2	0	2	1.0	2
BULLS	4	960	146-362	.403	26-74	.351	65-80	.813	58	140	198	78	67-0	21	71	16	383	95.8	105
HAWKS	4	960	165-358	.461	35-113	.310	73-82	.890	39	142	181	108	70-0	50	48	43	438	109.5	120

2015-16 SEASON SERIES (4-0) ATLANTA HAWKS VS. CHICAGO

PLAYER	G-GS	MIN	FG-FGA	PCT	3FG-FGA	PCT	FT-FTA	PCT	OFF	DEF	TOT	AST	PF-QD	STL	TO	BLK	PTS	AVG	HI
Horford	4-4	133	36-54	.667	5-10	.500	4-6	.667	6	23	29	15	5-0	2	3	11	81	20.3	33
Teague	4-4	114	27-56	.482	4-9	.444	16-18	.889	2	15	17	30	4-0	7	7	1	74	18.5	26
Millisap	4-4	127	21-52	.404	2-11	.182	12-12	1.000	11	25	36	12	12-0	7	10	18	56	14.0	18
Schroder	4-0	72	19-38	.500	5-12	.417	9-11	.818	0	11	11	16	6-0	4	8	2	52	13.0	18
Korver	4-4	121	14-32	.438	8-20	.400	4-4	1.000	0	12	12	10	6-0	3	3	4	40	10.0	13
Humphries (TOT)	1-0	14	3-4	.750	1-2	.500	2-2	1.000	1	5	6	0	3-0	0	0	1	9	9.0	9
Humphries (ATL)	1-0	14	3-4	.750	1-2	.500	2-2	1.000	1	5	6	0	3-0	0	0	1	9	9.0	9
Bazemore	4-4	104	11-41	.268	2-15	.133	9-10	.900	3	18	21	5	8-0	7	5	2	33	8.3	17
Scott	4-0	67	12-22	.545	5-10	.500	4-4	1.000	4	8	12	8	6-0	5	2	2	33	8.3	14
Sefolosha	3-0	61	8-12	.667	1-3	.333	3-3	1.000	3	5	8	1	4-0	2	1	1	20	6.7	10
Muscala	3-0	34	7-12	.583	1-3	.333	4-4	1.000	6	5	11	3	6-0	3	0	1	19	6.3	11
Splitter	1-0	15	1-6	.167	0-1	.000	2-2	1.000	1	1	2	2	2-0	1	0	0	4	4.0	4
Hardaway	4-0	73	5-21	.238	1-12	.083	4-4	1.000	1	12	13	4	5-0	4	5	0	15	3.8	9
Holiday	2-0	14	1-3	.333	0-1	.000	0-2	.000	1	2	3	0	3-0	3	1	0	2	1.0	2
Hinrich (TOT)	1-0	2	0-1	.000	0-1	.000	0-0	---	0	0	0	0	0-0	0	0	0	0	0.0	0
Hinrich (ATL)	1-0	2	0-1	.000	0-1	.000	0-0	---	0	0	0	0	0-0	0	0	0	0	0.0	0
Mack	2-0	5	0-3	.000	0-2	.000	0-0	---	0	0	0	1	0-0	1	1	0	0	0.0	0
Patterson	1-0	2	0-1	.000	0-1	.000	0-0	---	0	0	0	1	0-0	1	0	0	0	0.0	0
HAWKS	4	960	165-358	.461	35-113	.310	73-82	.890	39	142	181	108	70-0	50	48	43	438	109.5	120
BULLS	4	960	146-362	.403	26-74	.351	65-80	.813	58	140	198	78	67-0	21	71	16	383	95.8	105

BULLS VS. HAWKS IN OVERTIME:

DATE	LOCATION	SCORE	W-L
11/06/69	Chicago	137-142	L
03/19/71	Atlanta	111-112	L
12/07/72	Chicago	89-94	L
10/18/74	Chicago	120-115	W
12/21/75	Atlanta	97-90	W
01/31/78	Chicago	106-103	W
12/21/82 (2 OT)	Chicago	124-116	W
12/20/84 (2 OT)	New Orleans	132-129	W
11/18/88	Chicago	115-112	W
12/16/06	Atlanta	106-104	W
12/19/09	Chicago	101-98	W
TOTAL	11 GAMES		8-3 (.727)



Office: 226 Causeway Street, Fourth Floor, Boston, MA 02114
Phone: (617) 854-8000
Home Court: TD Garden (18,624 – opened in 1995)
Managing Partner, Governor & CEO: Wyc Grousbeck
President: Rich Gotham
President of Basketball Operations: Danny Ainge
Head Coach: Brad Stevens
Assistant Coaches: Jay Larranaga, Walter McCarty, Micah Shrewsberry, Jamie Young, Jerome Allen
Athletic Trainer: Ed Lacerte
Sr. Vice President, Communications: Christian Megliola
Vice President, Media Services/Alumni Relations: Jeff Twiss
Sr. Director, Public Relations: Heather Walker
Media Services Manager: Brian Olive
Radio: CBS Radio Boston – Sean Grande, Cedric Maxwell
Television: Comcast SportsNet – Mike Gorman, Tom Heinsohn, Brian Scalabrine, Abby Chin
Team Colors: Green, Gold, Black, Brown, Beige and White
Division: Atlantic

BULLS STREAKS:

Overall: 1-L
Home: 2-W
Road: 2-L

2016-17 MEETINGS:

10/27 @ Chicago
11/02 @ Boston
02/16 @ Chicago
03/12 @ Boston

CHICAGO VS. BOSTON 2015-16 SERIES: 3 GAMES, 1-2

DATE	SITE	BULLS	CELTICS	BULLS HI-SCORER	CELTICS HI-SCORER	BULLS HI-REBOUND	CELTICS HI-REBOUND
12/09	BOS	100	105	Butler-36	Thomas-20	Gasol-15	Sullinger-16
01/07	CHI	101	92	Butler-19	Crowder-17	Gasol-18	Sullinger-11
01/22	BOS	101	110	Butler-28	Thomas-22	Butler-14	Sullinger-12
TOTALS	3	438	415				
AVERAGE		109.5	103.8				

BULLS ALL-TIME VS. CELTICS: 100-117 (.461)

SEASON	HOME	ROAD	NEUTRAL	SEASON	HOME	ROAD	NEUTRAL
	W-L	W-L	W-L		W-L	W-L	W-L
1966-67	1-3	0-2	0-3	1992-93	2-0	1-1	
1967-68	2-2	0-3		1993-94	0-2	2-0	
1968-69	1-2	0-2	1-0	1994-95	2-0	2-0	
1969-70	3-0	0-2	0-1	1995-96	2-0	1-0	
1970-71	1-2	0-2		1996-97	2-0	2-0	
1971-72	1-1	1-2		1997-98	2-0	1-1	
1972-73	0-2	1-1		1998-99	0-1	1-1	
1973-74	2-0	0-2		1999-00	2-0	0-2	
1974-75	0-2	1-1		2000-01	0-1	1-1	
1975-76	1-1	1-1		2001-02	2-0	0-2	
1976-77	2-0	0-1	0-1	2002-03	1-1	1-1	
1977-78	2-0	1-1		2003-04	1-1	1-0	
1978-79	1-0	1-1		2004-05	1-1	1-1	
1979-80	0-1	0-1		2005-06	2-0	2-0	
1980-81	1-2	0-3		2006-07	2-0	1-0	
1981-82	1-2	1-2		2007-08	0-2	0-2	
1982-83	1-1	1-2		2008-09	1-0	0-2	
1983-84	0-3	0-2		2009-10	1-1	1-1	
1984-85	1-2	1-1	0-1	2010-11	2-0	0-2	
1985-86	1-2	0-3		2011-12	2-0	1-1	
1986-87	0-3	0-3		2012-13	1-1	1-1	
1987-88	2-1	1-2		2013-14	2-0	1-0	
1988-89	2-0	1-1		2014-15	1-1	2-0	
1989-90	1-1	1-1		2015-16	1-0	0-2	
1990-91	1-1	1-1		Totals	62-46	37-65	1-6
1991-92	2-0	1-1					

**BIGGEST WIN/WORST LOSS:**

	DATE	LOCATION	SCORE	MARGIN
Biggest Win:	03/11/92	Chicago	119-85	34
Worst Loss:	03/10/00	Boston	74-104	30

LAST WIN/LOSS:

	DATE	LOCATION	SCORE
Last Win:	01/07/16	Chicago	101-92
Last Loss:	01/22/16	Boston	101-110

2015-16 SEASON SERIES (1-2) CHICAGO BULLS VS. BOSTON

PLAYER	G-GS	MIN	FG-FGA	PCT	3FG-FGA	PCT	FT-FTA	PCT	OFF	DEF	TOT	AST	PF-DQ	STL	TO	BLK	PTS	AVG	HI
Butler	3-3	116	27-58	.466	1-11	.091	28-31	.903	4	22	26	13	4-0	4	8	1	83	27.7	36
Rose	3-3	107	24-48	.500	4-8	.500	5-8	.625	4	12	16	12	6-0	0	9	1	57	19.0	27
Gasol	3-3	99	22-49	.449	0-2	.000	7-9	.778	13	31	44	11	6-0	1	12	3	51	17.0	18
Gibson	3-3	70	12-21	.571	0-0	---	3-4	.750	8	10	18	5	10-0	1	2	2	27	9.0	10
Miročić	3-1	75	8-27	.296	4-15	.267	6-8	.750	4	12	16	3	4-0	4	6	3	26	8.7	11
McDermott	3-0	70	7-20	.350	6-9	.667	0-0	---	1	9	10	0	7-0	2	3	0	20	6.7	11
Portis	2-0	42	6-21	.286	0-1	.000	0-2	.000	4	7	11	0	3-0	1	1	3	12	6.0	8
Noah	1-0	21	2-5	.400	0-0	---	1-2	.500	2	3	5	6	2-0	2	2	1	5	5.0	5
Brooks	1-0	20	2-6	.333	0-3	.000	0-0	---	0	0	0	0	4-0	0	1	0	4	4.0	4
Snell	3-2	59	4-12	.333	2-5	.400	2-2	1.000	1	3	4	5	3-0	3	6	0	12	4.0	10
Hinrich	2-0	25	2-4	.500	1-2	.500	0-0	---	0	2	2	1	4-0	0	2	0	5	2.5	3
Moore	2-0	18	0-3	.000	0-0	---	0-0	---	1	1	2	0	2-0	0	0	0	0	0.0	0
BULLS	3	720	116-274	.423	18-56	.321	52-66	.788	42	112	154	56	55-0	18	54	14	302	100.7	101
CELTICS	3	720	116-286	.406	18-71	.254	57-71	.803	44	98	142	65	63-1	35	35	13	307	102.3	110

2015-16 SEASON SERIES (2-1) BOSTON CELTICS VS. CHICAGO

PLAYER	G-GS	MIN	FG-FGA	PCT	3FG-FGA	PCT	FT-FTA	PCT	OFF	DEF	TOT	AST	PF-DQ	STL	TO	BLK	PTS	AVG	HI
Thomas	3-3	96	17-47	.362	5-16	.313	17-21	.810	2	8	10	11	5-0	3	7	0	56	18.7	22
Bradley	2-2	75	13-29	.448	2-10	.200	3-4	.750	1	2	3	7	2-0	5	4	0	31	15.5	21
Olynyk	3-2	79	16-36	.444	5-11	.455	6-7	.857	6	16	22	6	11-0	1	2	2	43	14.3	16
Sullinger	3-2	83	17-43	.395	0-6	.000	7-10	.700	11	28	39	8	9-0	4	3	5	41	13.7	18
Crowder	3-3	105	14-37	.378	3-9	.333	6-9	.667	4	5	9	5	12-0	9	1	3	37	12.3	17
Johnson	2-2	48	12-17	.706	0-0	---	0-0	---	4	7	11	2	9-1	1	1	1	24	12.0	12
Lee	1-0	18	5-11	.455	0-0	---	2-2	1.000	2	4	6	2	2-0	1	1	0	12	12.0	12
Turner	3-1	86	11-27	.407	0-5	.000	11-12	.917	4	9	13	18	5-0	7	10	0	33	11.0	13
Smart	2-0	58	6-23	.261	2-11	.182	4-4	1.000	6	4	10	4	3-0	3	1	1	18	9.0	10
Zeller	2-0	25	3-8	.375	0-0	---	1-2	.500	2	9	11	1	2-0	1	3	0	7	3.5	7
Jerebko	3-0	27	2-5	.400	1-1	1.000	0-0	---	2	5	7	1	3-0	0	2	1	5	1.7	5
Young	2-0	20	0-3	.000	0-2	.000	0-0	---	0	1	1	0	0-0	0	0	0	0	0.0	0
CELTICS	3	720	116-286	.406	18-71	.254	57-71	.803	44	98	142	65	63-1	35	35	13	307	102.3	110
BULLS	3	720	116-274	.423	18-56	.321	52-66	.788	42	112	154	56	55-0	18	54	14	302	100.7	101

BULLS VS. CELTICS IN OVERTIME:

DATE	LOCATION	SCORE	W-L
12/06/69	Chicago	116-114	W
03/11/75	Chicago	115-121	L
12/03/76	Boston	109-115	L
01/09/81	Boston	111-117	L
03/31/91 (2 OT)	Boston	132-135	L
04/07/91	Chicago	111-114	L
04/22/94 (2 OT)	Chicago	104-94	W
03/21/99	Boston	95-92	W
11/05/10	Boston	105-110	L
01/18/13	Boston	100-99	W
01/03/15	Chicago	109-104	W
TOTALS	11 GAMES		5-6 (.455)



Office: 15 MetroTech Center, 11th Floor, Brooklyn, NY 11201
Phone: (718) 933-3000
Home Court: Barclays Center (17,732) – opened in 2012
Principal Owner: Mikhail Prokhorov
Chairman of the Board of Directors: Dmitry Razumov
President, ONEXIM Sports and Entertainment Holding USA, Inc.: Irina Pavlova
Chief Executive Officer: Brett Yormark
General Manager: Sean Marks
Assistant General Manager: Trajan Langdon
Head Coach: Kenny Atkinson
Assistant Coaches: Jacque Vaughn, Chris Fleming, Bret Brielmaier
Head Athletic Trainer/Physical Therapist: Lloyd Beckett
Senior Director of Public Relations: Aaron Harris
Senior Manager of Public Relations: Eli Pearlstein
Senior Manager of Public Relations: Mitch Heckart
Public Relations Coordinator: Megan Walsh
Radio: WFAN (660 AM/101.9 FM) – Chris Carrino, Tim Capstraw
Television: YES Network (cable) – Ian Eagle, Mike Fratello, Sarah Kustok, Donny Marshall, Ryan Ruocco, Jim Spanarkel
Team Colors: Black and White
Division: Atlantic

BULLS STREAKS:

Overall: 1-W
 Home: 1-W
 Road: 3-W

2016-17 MEETINGS:

10/31 @ Brooklyn
 12/28 @ Chicago
 04/08 @ Brooklyn
 04/12 @ Chicago

CHICAGO VS. BROOKLYN 2015-16 SERIES: 3 GAMES, 2-1

DATE	SITE	BULLS	NETS	BULLS HI-SCORER	NETS HI-SCORER	BULLS HI-REBOUND	NETS HI-REBOUND
10/28	BKN	115	100	Butler-24	Lopez-26	Gasol/Mirotic-9	Johnson-10
12/21	CHI	102	105	Butler-24	Lopez-21	Gasol/Gibson-9	Young-13
03/17	CHI	118	102	McDermott-25	Bogdanovic-26	Portis-14	Young-14
TOTALS	3	335	307				
AVERAGE		111.7	102.3				

BULLS ALL-TIME VS. NETS: 89-70 (.560)

SEASON	HOME W-L	ROAD W-L	NEUTRAL W-L	SEASON	HOME W-L	ROAD W-L	NEUTRAL W-L
(New York)				1997-98	2-0	2-0	
1976-77	2-0	0-1		1998-99	2-0	0-1	
(New Jersey)				1999-00	2-0	0-1	
1977-78	1-0	0-2		2000-01	1-1	1-1	
1978-79	1-1	1-1		2001-02	0-2	0-2	
1979-80	1-0	0-1		2002-03	2-0	0-2	
1980-81	2-1	1-1		2003-04	0-1	0-2	
1981-82	1-2	1-2		2004-05	0-2	0-2	
1982-83	2-1	0-3		2005-06	2-0	0-1	
1983-84	1-2	1-2		2006-07	1-1	0-2	
1984-85	2-1	0-3		2007-08	1-0	0-2	
1985-86	1-1	1-2		2008-09	2-0	1-1	
1986-87	3-0	0-2		2009-10	1-1	0-1	
1987-88	3-0	2-1		2010-11	2-0	1-1	
1988-89	2-0	0-2		2011-12	1-1	1-0	
1989-90	2-0	1-1		(Brooklyn)			
1990-91	2-0	1-1		2012-13	2-0	1-1	
1991-92	2-0	2-0		2013-14	1-0	1-1	
1992-93	2-0	2-0		2014-15	1-1	2-0	
1993-94	2-0	1-1		2015-16	1-1	1-0	
1994-95	1-1	1-1		Totals	60-21	29-49	0-0
1995-96	1-0	2-0					
1996-97	2-0	1-1					



BIGGEST WIN/WORST LOSS:

	DATE	LOCATION	SCORE	MARGIN
Biggest Win (NUN):	01/04/92	Chicago	140-96	44
Worst Loss (NUN):	02/23/93	New Jersey	86-119	33
Biggest Win (BKN):	12/25/13	Brooklyn	95-78	17
Worst Loss (BKN):	03/03/14	Brooklyn	80-96	16

LAST WIN/LOSS:

	DATE	LOCATION	SCORE
Last Win:	03/17/16	Chicago	118-102
Last Loss:	12/21/15	Chicago	102-105

2015-16 SEASON SERIES (2-1) CHICAGO BULLS VS. BROOKLYN

PLAYER	G-GS	MIN	FG-FGA	PCT	3FG-FGA	PCT	FT-FTA	PCT	OFF	DEF	TOT	AST	PF-DQ	STL	TO	BLK	PTS	AVG	HI
Butler	3-3	104	27-43	.628	4-10	.400	12-14	.857	2	8	10	17	2-0	4	4	1	70	23.3	24
Gasol	2-2	63	15-27	.556	0-0	—	6-8	.750	3	15	18	6	4-0	0	6	3	36	18.0	20
McDermott	3-0	74	15-32	.469	10-18	.556	4-4	1.000	2	8	10	4	4-0	0	5	0	44	14.7	25
Mirrotic	3-3	72	12-25	.480	6-15	.400	5-6	.833	1	15	16	2	6-0	5	5	5	35	11.7	18
Rose	3-3	91	13-34	.382	2-5	.400	7-8	.875	1	8	9	13	4-0	4	6	0	35	11.7	15
Brooks	3-0	47	13-22	.591	6-13	.462	0-0	—	0	1	1	8	7-0	3	3	0	32	10.7	12
Snell	1-1	22	3-7	.429	2-4	.500	2-2	1.000	0	5	5	0	3-0	0	0	0	10	10.0	10
Portis	2-0	42	9-25	.360	0-3	.000	0-0	—	8	8	16	2	3-0	1	1	1	18	9.0	12
Gibson	3-2	78	12-23	.522	0-0	—	1-2	.500	11	5	16	6	7-0	1	6	3	25	8.3	12
Felicio	1-0	21	2-3	.667	0-0	—	2-2	1.000	4	6	10	3	1-0	1	0	2	6	6.0	6
Moore	2-0	19	4-5	.800	1-2	.500	0-0	—	0	1	1	0	1-0	1	2	0	9	4.5	9
Holiday (TOT)	4-0	75	6-21	.286	2-9	.222	0-0	—	0	8	8	4	4-0	3	3	4	14	3.5	6
Holiday (CHI)	1-0	16	2-8	.250	1-3	.333	0-0	—	0	3	3	2	1-0	0	0	0	5	5.0	5
Dunleavy	1-1	20	1-4	.250	1-3	.333	0-0	—	0	4	4	2	1-0	1	1	1	3	3.0	3
Noah	2-0	34	2-7	.286	0-0	—	0-2	.000	4	10	14	10	8-0	2	2	3	4	2.0	4
Hinrich	2-0	17	1-2	.500	1-2	.500	0-0	—	0	1	1	3	3-0	0	0	0	3	1.5	3
BULLS	3	720	131-267	.491	34-78	.436	39-48	.813	36	98	134	78	55-0	23	42	19	335	111.7	118
NETS	3	720	122-273	.447	13-50	.260	50-62	.806	43	92	135	67	49-0	27	36	12	307	102.3	105

2015-16 SEASON SERIES (1-2) BROOKLYN NETS VS. CHICAGO

PLAYER	G-GS	MIN	FG-FGA	PCT	3FG-FGA	PCT	FT-FTA	PCT	OFF	DEF	TOT	AST	PF-DQ	STL	TO	BLK	PTS	AVG	HI
Lopez	3-3	100	22-43	.512	0-0	—	12-14	.857	8	14	22	6	7-0	2	7	4	56	18.7	26
Bogdanovic	3-2	84	18-33	.545	4-11	.364	7-7	1.000	2	4	6	6	6-0	1	3	0	47	15.7	26
Young	3-3	87	21-38	.553	0-0	—	2-2	1.000	13	19	32	3	7-0	6	6	2	44	14.7	16
Bargnani	2-0	41	9-21	.429	0-3	.000	7-8	.875	2	10	12	1	5-0	1	2	1	25	12.5	17
Kilpatrick (TOT)	1-0	21	3-7	.429	1-3	.333	5-6	.833	0	1	1	1	1-0	1	0	0	12	12.0	12
Kilpatrick (BRK)	1-0	21	3-7	.429	1-3	.333	5-6	.833	0	1	1	1	1-0	1	0	0	12	12.0	12
Johnson	2-2	70	9-30	.300	2-8	.250	2-3	.667	4	9	13	8	6-0	3	0	0	22	11.0	12
Karasev	1-1	32	4-11	.364	1-7	.143	2-2	1.000	0	5	5	5	2-0	0	1	0	11	11.0	11
Reed	1-0	13	4-5	.800	0-0	—	3-3	1.000	3	2	5	0	2-0	0	1	0	11	11.0	11
Hollis-Jefferson	1-0	24	4-6	.667	0-0	—	0-0	—	0	5	5	0	0-0	2	1	1	8	8.0	8
Sloan	3-1	63	9-21	.429	1-3	.333	2-2	1.000	2	4	6	9	6-0	3	4	0	21	7.0	13
Ellington	2-1	40	5-12	.417	3-6	.500	0-0	—	0	6	6	3	1-0	1	0	1	13	6.5	13
Jack	1-1	32	2-9	.222	0-2	.000	2-2	1.000	1	2	3	8	0-0	1	4	1	6	6.0	6
McCullough	1-0	15	2-4	.500	1-1	1.000	0-0	—	2	1	3	1	2-0	1	0	0	5	5.0	5
Robinson	2-0	32	3-9	.333	0-0	—	4-8	.500	5	6	11	2	0-0	2	4	1	10	5.0	6
Brown	2-0	26	3-11	.273	0-3	.000	2-4	.500	1	2	3	2	1-0	0	1	0	8	4.0	6
Larkin	2-1	41	4-13	.308	0-3	.000	0-1	.000	0	2	2	12	3-0	3	2	1	8	4.0	6
NETS	3	720	122-273	.447	13-50	.260	50-62	.806	43	92	135	67	49-0	27	36	12	307	102.3	105
BULLS	3	720	131-267	.491	34-78	.436	39-48	.813	36	98	134	78	55-0	23	42	19	335	111.7	118

BULLS VS. NETS IN OVERTIME:

DATE	LOCATION	SCORE	W-L
02/11/81	New Jersey	133-135	L
12/16/81	New Jersey	98-97	W
02/25/90	New Jersey	107-106	W
01/23/98	New Jersey	100-98	W
11/05/04 (2 OT)	Chicago	106-111	L
10/31/07	New Jersey	103-112	L
02/20/08	New Jersey	102-110	L
04/09/10 (2 OT)	New Jersey	127-116	L
TOTALS	8 GAMES		3-5 (.375)



Office: 333 E. Trade Street, Charlotte, NC 28202
Phone: (704) 688-8600
Home Court: Spectrum Center (19,077 – opened in 2005)
Chairman: Michael Jordan
Vice Chairman: Curtis Polk
General Manager: Rich Cho
Assistant General Manager: Chad Buchanan
Head Coach: Steve Clifford (Maine-Farmington)
Associate Head Coach: Patrick Ewing
Assistant Coaches: Stephen Silas, Pat Delany, Bob Weiss, Steve Hetzel, Bruce Kruetzer
Head Athletic Trainer: Steve Stricker
Communications: Mike Cristaldi, Josh Rosen, Brian Travis, Danny Franks
Team Colors: Purple, Teal, Black, Cool Gray and Light Blue
Radio: WFNZ – Steve Martin, Matt Carroll
Television: FOX Sports Southeast – Eric Collins, Dell Curry, Stephanie Ready
Division: Southeast

BULLS STREAKS:

Overall: 2-L
Home: 1-L
Road: 3-L

2016-17 MEETINGS:

12/23 @ Charlotte
01/02 @ Chicago
03/13 @ Charlotte

CHICAGO VS. CHARLOTTE 2015-16 SERIES: 4 GAMES, 1-3

DATE	SITE	BULLS	HORNETS	BULLS HI-SCORER	HORNETS HI-SCORER	BULLS HI-REBOUND	HORNETS HI-REBOUND
11/03	CHA	105	130	Butler-26	Lamb-20	Gasol-8	Williams-10
11/13	CHI	102	97	Butler-27	Batum-28	Noah-18	Lamb/Walker-10
12/05	CHI	96	102	Butler-25	Batum-24	Gasol-11	Batum-11
02/08	CHA	91	108	Gasol-22	Walker-30	Gasol-10	Batum-13
TOTALS	4	394	437				
AVERAGE		98.5	109.3				

BULLS ALL-TIME VS. HORNETS: 64-37 (.634)

SEASON	HOME W-L	ROAD W-L	NEUTRAL W-L	SEASON	HOME W-L	ROAD W-L	NEUTRAL W-L
1988-89	2-0	2-1		(Bobcats)			
1989-90	1-0	1-0		2004-05	2-0	2-0	
1990-91	2-0	3-0		2005-06	1-1	1-1	
1991-92	2-0	2-0		2006-07	2-0	0-1	
1992-93	2-1	1-1		2007-08	1-1	2-0	
1993-94	2-0	2-1		2008-09	1-0	0-2	
1994-95	2-0	0-2		2009-10	2-0	1-1	
1995-96	1-1	2-0		2010-11	1-1	1-1	
1996-97	2-0	2-0		2011-12	1-0	2-0	
1997-98	2-0	1-1		2012-13	1-1	1-0	
1998-99	1-0	0-2		2013-14	2-0	1-1	
1999-00	0-2	0-2		(Hornets)			
2000-01	1-1	0-2		2014-15	1-1	1-1	
2001-02	0-2	0-2		2015-16	1-1	0-2	
				Totals	36-13	28-24	0-0



BIGGEST WIN/WORST LOSS:

	DATE	LOCATION	SCORE	MARGIN
Biggest Win:	12/23/06	Chicago	115-76	39
Worst Loss:	03/24/99	Charlotte	81-110	29

LAST WIN/LOSS:

	DATE	LOCATION	SCORE
Last Win:	11/13/15	Chicago	102-97
Last Loss:	02/08/16	Charlotte	91-108

2015-16 SEASON SERIES (1-3) CHICAGO BULLS VS. CHARLOTTE

PLAYER	G-GS	MIN	FG-FGA	PCT	3FG-FGA	PCT	FT-FTA	PCT	OFF	DEF	TOT	AST	PF-DQ	STL	TO	BLK	PTS	AVG	HI
Butler	3-3	108	26-50	.520	5-15	.333	21-29	.724	4	10	14	7	7-0	5	7	1	78	26.0	27
Gasol	4-4	110	27-51	.529	3-6	.500	10-12	.833	5	37	42	17	5-0	2	4	9	67	16.8	22
McDermott	4-1	112	20-38	.526	10-18	.556	2-3	.667	0	10	10	4	7-0	1	2	0	52	13.0	17
Rose	3-3	93	14-39	.359	3-11	.273	2-3	.667	0	10	10	18	4-0	1	7	1	33	11.0	19
Gibson	4-1	82	17-30	.567	0-0	---	3-5	.600	5	11	16	5	7-0	1	4	0	37	9.3	12
Moore	4-1	83	16-27	.593	4-7	.571	0-0	---	1	8	9	6	6-0	2	3	1	36	9.0	12
Dunleavy	1-1	16	3-7	.429	2-3	.667	0-0	---	0	1	1	2	0-0	0	1	0	8	8.0	8
Portis	2-0	30	7-14	.500	1-1	1.000	1-2	.500	4	4	8	1	6-0	0	1	1	16	8.0	10
Brooks	3-0	43	7-22	.318	4-7	.571	1-2	.500	2	2	4	9	8-0	1	0	1	19	6.3	14
Mirošić	3-3	74	5-25	.200	2-13	.154	3-6	.500	3	16	19	7	5-0	2	4	0	15	5.0	7
Baird	2-0	24	3-10	.300	0-2	.000	2-2	1.000	0	3	3	2	3-0	0	0	2	8	4.0	6
Hinrich	3-1	48	5-17	.294	2-8	.250	0-0	---	0	5	5	8	6-0	2	3	0	12	4.0	5
Snell	4-2	74	2-15	.133	1-5	.200	3-4	.750	1	8	9	7	4-0	1	2	1	8	2.0	5
Noah	3-0	62	1-8	.125	0-0	---	3-4	.750	9	24	33	14	8-0	1	6	2	5	1.7	3
Felicio	1-0	2	0-0	---	0-0	---	0-0	---	0	0	0	0	0-0	0	0	0	0	0.0	0
BULLS	4	960	153-353	.433	37-96	.385	51-72	.708	34	149	183	107	76-0	19	45	19	394	98.5	105
HORNETS	4	960	155-355	.437	53-126	.421	74-91	.813	44	159	203	90	69-2	31	40	19	437	109.3	130

2015-16 SEASON SERIES (3-1) CHARLOTTE HORNETS VS. CHICAGO

PLAYER	G-GS	MIN	FG-FGA	PCT	3FG-FGA	PCT	FT-FTA	PCT	OFF	DEF	TOT	AST	PF-DQ	STL	TO	BLK	PTS	AVG	H
Batum	4-4	142	30-57	.528	13-20	.650	16-18	.889	3	37	40	18	4-0	4	10	1	89	22.3	28
Kidd-Gilchrist	1-1	30	7-14	.500	1-2	.500	5-6	.833	3	4	7	0	0-0	0	0	2	20	20.0	20
Walker	4-4	137	26-65	.400	8-21	.381	13-17	.765	7	17	24	25	6-0	9	9	5	73	18.3	30
Lamb	4-0	96	19-39	.487	5-15	.333	7-9	.778	3	12	15	7	4-0	2	2	0	50	12.5	20
Hawes	4-0	87	15-26	.577	7-11	.636	5-6	.833	6	16	22	7	11-1	0	5	1	42	10.5	14
Jefferson	2-2	52	10-21	.476	0-0	---	0-0	---	2	6	8	7	7-0	3	0	1	20	10.0	14
Zeller	3-2	68	10-18	.556	1-3	.333	7-11	.636	6	15	21	4	10-1	2	4	3	28	9.3	17
M. Williams	4-4	120	13-36	.361	7-20	.350	1-1	1.000	6	23	29	8	6-0	4	1	3	34	8.5	14
Lin	4-0	80	10-31	.323	2-10	.200	8-9	.889	3	11	14	10	7-0	5	2	2	30	7.5	15
Hairston	3-3	54	5-12	.417	4-10	.400	2-2	1.000	0	6	6	0	6-0	1	1	0	16	5.3	10
Kaminsky	4-0	70	5-24	.208	3-10	.300	5-6	.833	2	11	13	4	6-0	1	1	1	18	4.5	6
Hansbrough	2-0	10	2-5	.400	0-0	---	4-4	1.000	3	0	3	0	1-0	0	1	0	8	4.0	6
Daniels	2-0	8	2-4	.500	2-3	.667	1-2	.500	0	1	1	0	1-0	0	1	0	7	3.5	4
Roberts	1-0	6	1-3	.333	0-1	.000	0-0	---	0	0	0	0	0-0	0	0	0	2	2.0	2
HORNETS	4	960	155-355	.437	53-126	.421	74-91	.813	44	159	203	90	69-2	31	40	19	437	109.3	130
BULLS	4	960	153-353	.433	37-96	.385	51-72	.708	34	149	183	107	76-0	19	45	19	394	98.5	105

BULLS VS. HORNETS IN OVERTIME:

DATE	LOCATION	SCORE	W-L
11/05/93	Charlotte	124-123	W
01/09/01 (3 OT)	Charlotte	95-102	L
03/23/01	Chicago	93-90	W
11/02/05	Chicago	109-105	W
12/16/08	Charlotte	101-110	L
04/16/14	Charlotte	86-91	L
TOTALS	6 GAMES		3-3 (.500)



BULLS STREAKS:

Overall: 1-W
Home: 3-W
Road: 1-L

2016-17 MEETINGS:

12/02 @ Chicago
01/04 @ Cleveland
02/25 @ Cleveland
03/30 @ Chicago

CHICAGO VS. CLEVELAND 2015-16 SERIES: 4 GAMES, 3-1

DATE	SITE	BULLS	CAVS	BULLS HI-SCORER	CAVS HI-SCORER	BULLS HI-REBOUND	CAVS HI-REBOUND
10/27	CHI	97	95	Miročić-19	James-25	Gibson-10	Thompson-12
01/23	CLE	96	83	Gasol-25	James-26	Gasol-10	James-13
02/18	CLE	95	106	Rose-28	James-25	Portis-10	Love-14
04/09	CHI	105	102	Butler-21	James-33	Gasol-12	Love-13
TOTALS	4	393	386				
AVERAGE		98.3	96.5				

BULLS ALL-TIME VS. CAVALIERS: 118-85 (.581)

SEASON	HOME W-L	ROAD W-L	NEUTRAL W-L	SEASON	HOME W-L	ROAD W-L	NEUTRAL W-L
1970-71	2-0	2-0		1994-95	2-1	0-2	
1971-72	2-0	2-0		1995-96	2-0	2-0	
1972-73	2-0	1-1		1996-97	2-0	1-1	
1973-74	2-0	2-0		1997-98	2-0	0-2	
1974-75	1-1	1-1		1998-99	0-2	0-1	
1975-76	0-2	0-2		1999-00	0-2	1-1	
1976-77	2-0	1-1		2000-01	1-1	0-2	
1977-78	2-0	1-1		2001-02	1-1	0-2	
1978-79	1-1	0-2		2002-03	2-0	1-1	
1979-80	1-0	1-0		2003-04	1-1	1-1	
1980-81	2-1	3-0		2004-05	2-0	0-2	
1981-82	3-0	2-1		2005-06	0-2	0-2	
1982-83	2-1	3-0		2006-07	1-1	1-1	
1983-84	1-2	1-2		2007-08	2-0	1-1	
1984-85	2-1	0-3		2008-09	1-1	0-2	
1985-86	2-1	1-2		2009-10	1-1	1-1	
1986-87	3-0	2-1		2010-11	2-0	2-0	
1987-88	2-1	1-2		2011-12	1-0	2-0	
1988-89	0-3	0-3		2012-13	1-1	2-0	
1989-90	3-0	2-0		2013-14	2-0	1-1	
1990-91	2-0	3-0		2014-15	1-1	0-2	
1991-92	2-1	1-1		2015-16	2-0	1-1	
1992-93	1-1	1-2		TOTALS	70-32	48-53	0-0
1993-94	1-1	0-2					



BIGGEST WIN/WORST LOSS:

	DATE	LOCATION	SCORE	MARGIN
Biggest Win:	12/22/70	Chicago	121-80	41
Worst Loss:	01/24/87	Cleveland	84-114	30

LAST WIN/LOSS:

	DATE	LOCATION	SCORE
Last Win:	04/09/16	Chicago	105-102
Last Loss:	02/18/16	Cleveland	95-106

2015-16 SEASON SERIES (3-1) CHICAGO BULLS VS. CLEVELAND

PLAYER	G-GS	MIN	FG-FGA	PCT	3FG-FGA	PCT	FT-FTA	PCT	OFF	DEF	TOT	AST	PF-DQ	STL	TO	BLK	PTS	AVG	HI
Butler	3-3	118	21-47	.447	4-9	.444	12-12	1.000	4	12	16	9	6-0	5	2	1	58	19.3	21
Rose	4-4	130	29-76	.382	2-8	.250	8-10	.800	1	13	14	14	1-0	2	8	1	68	17.0	28
Mirošić	3-2	68	16-31	.516	9-16	.563	8-9	.889	4	17	21	2	10-0	3	5	1	49	16.3	19
Gasol	4-4	120	22-43	.512	1-4	.250	7-11	.636	8	25	33	11	10-0	3	6	9	52	13.0	25
Gibson	3-2	83	10-22	.455	0-0	—	7-12	.583	10	16	26	2	12-1	0	3	5	27	9.0	15
Felicio	2-0	27	7-8	.875	0-1	.000	3-4	.750	3	6	9	2	4-0	1	2	2	17	8.5	16
Holiday (TOT)	2-0	38	4-14	.286	2-7	.286	6-7	.857	0	3	3	4	2-0	2	0	1	16	8.0	9
Holiday (CHI)	1-0	22	1-6	.167	0-3	.000	5-5	1.000	0	2	2	4	1-0	2	0	1	7	7.0	7
Snell	3-2	88	9-21	.429	3-9	.333	1-2	.500	1	13	14	5	6-0	0	2	2	22	7.3	11
Portis	3-0	64	10-29	.345	1-2	.500	0-1	.000	13	9	22	1	7-0	0	5	0	21	7.0	13
Brooks	4-0	62	9-24	.375	3-7	.429	2-4	.500	2	6	8	6	5-0	2	5	0	23	5.8	9
Dunleavy	2-2	43	4-16	.250	2-8	.250	1-1	1.000	0	3	3	1	5-0	0	1	1	11	5.5	6
Moore	3-1	40	7-16	.438	1-5	.200	1-2	.500	0	5	5	1	4-0	0	1	1	16	5.3	11
McDermott	4-0	75	7-16	.438	4-10	.400	2-4	.500	0	12	12	3	9-0	1	3	1	20	5.0	8
Bairstow	1-0	4	0-1	.000	0-0	—	2-2	1.000	0	0	0	0	0-0	0	1	0	2	2.0	2
Noah	1-0	17	0-0	—	0-0	—	0-2	.000	2	7	9	4	1-0	1	1	0	0	0.0	0
BULLS	4	960	152-356	.427	30-82	.366	59-81	.728	48	146	194	65	81-1	20	46	25	393	98.3	105
CAVALIERS	4	960	151-362	.417	39-117	.333	45-74	.608	50	142	192	88	79-0	23	42	25	386	96.5	106

2015-16 SEASON SERIES (1-3) CLEVELAND CAVALIERS VS. CHICAGO

PLAYER	G-GS	MIN	FG-FGA	PCT	3FG-FGA	PCT	FT-FTA	PCT	OFF	DEF	TOT	AST	PF-DQ	STL	TO	BLK	PTS	AVG	HI
James	4-4	149	47-85	.553	5-17	.294	10-17	.588	8	31	39	26	10-0	3	8	3	109	27.3	33
Love	4-4	133	29-56	.411	10-27	.370	11-16	.688	9	31	40	11	8-0	1	6	3	67	16.8	20
Irving	3-3	101	16-51	.314	2-7	.286	7-7	1.000	5	3	8	15	6-0	6	6	1	41	13.7	19
Smith	4-4	135	19-52	.365	10-28	.357	5-11	.455	3	21	24	12	9-0	2	2	1	53	13.3	24
Williams	2-1	40	7-16	.438	3-7	.429	2-3	.667	0	5	5	7	2-0	1	1	1	19	9.5	19
Mozgov	4-2	76	10-22	.455	0-0	—	4-7	.571	10	8	18	2	5-0	0	4	8	24	6.0	11
Thompson	4-2	108	10-19	.526	0-0	—	2-9	.222	10	25	35	3	15-0	4	2	5	22	5.5	16
Dellavedova	4-0	86	8-26	.308	3-12	.250	2-2	1.000	2	6	8	9	7-0	1	4	0	21	5.3	7
Jefferson	3-0	41	6-12	.500	3-7	.429	0-0	—	0	2	2	1	6-0	3	3	0	15	5.0	10
Frye (TOT)	2-0	24	2-8	.250	2-7	.286	1-2	.500	1	2	3	1	2-0	0	0	0	7	3.5	6
Frye (CLE)	1-0	15	2-6	.333	2-5	.400	0-0	—	0	1	1	0	2-0	0	0	0	6	6.0	6
Shumpert	2-0	48	3-12	.250	1-5	.200	0-0	—	2	8	10	2	5-0	2	3	0	7	3.5	5
Varejao	1-0	12	0-1	.000	0-0	—	2-2	1.000	1	1	2	0	1-0	0	0	1	2	2.0	2
Cunningham	1-0	3	0-2	.000	0-0	—	0-0	—	0	0	0	0	0-0	0	0	0	0	0.0	0
Jones	2-0	10	0-2	.000	0-2	.000	0-0	—	0	0	0	0	2-0	0	0	2	0	0.0	0
Kaun	1-0	3	0-0	—	0-0	—	0-0	—	0	0	0	0	1-0	0	0	0	0	0.0	0
CAVALIERS	4	960	151-362	.417	39-117	.333	45-74	.608	50	142	192	88	79-0	23	42	25	386	96.5	106
BULLS	4	960	152-356	.427	30-82	.366	59-81	.728	48	146	194	65	81-1	20	46	25	393	98.3	105

BULLS VS. CAVALIERS IN OVERTIME:

DATE	LOCATION	SCORE	W-L
03/20/84	Chicago	104-108	L
02/26/85	Chicago	118-123	L
10/25/85	Chicago	116-115	W
11/16/85	Chicago	128-132	L
01/14/88	Cleveland	88-91	L
03/25/88	Cleveland	110-111	L
11/03/89	Chicago	124-119	W
03/28/90	Cleveland	117-113	W
03/15/99	Chicago	85-89	L
03/02/00	Chicago	110-114	L
03/31/05	Chicago	102-90	W
03/31/07	Chicago	108-112	L
01/15/09	Chicago	102-93	W
10/31/14	Chicago	108-114	L
TOTALS	14 GAMES		5-9 (.357)



Office: 2500 Victory Avenue, Dallas, TX 75219
Phone: (214) 665-4660
Home court: American Airlines Center (19,200 - opened in 2001)
Owner: Mark Cuban
President of Basketball Operations/General Manager: Don Nelson
Head Coach: Rick Carlisle
Assistant Coaches: Kaleb Canales, Melvin Hunt, Jamahl Mosley, Darrell Armstrong, Larry Shyatt
Head Athletic Trainer: Casey Smith
Communications staff: Sarah Meltron, Scott Tomlin, Alan Rakowski
Radio: ESPN Radio (103.3 FM); Chuck Cooperstein, Brad Davis; ESPN Deportes (1540 AM - Spanish): Victor Villalba
Television: FOX Sports Southwest: Mark Followill, Derek Harper, Jeff Wade
Team Colors: Blue, Black and Silver
Division: Southwest

BULLS STREAKS:

Overall: 2-1
Home: 3-1
Road: 1-1

2016-17 MEETINGS:

12/03 @ Dallas
01/17 @ Chicago

CHICAGO VS. DALLAS 2015-16 SERIES: 2 GAMES, 0-2

DATE	SITE	BULLS	MAVS	BULLS HI-SCORER	MAVS HI-SCORER	BULLS HI-REBOUND	MAVS HI-REBOUND
12/26	DAL	111	118	Rose-25	Barea-26	Gasol-9	Pachulia-12
01/15	CHI	77	83	Rose-18	Nowitzki-21	Gibson-11	Pachulia-10
TOTALS	2	188	201				
AVERAGE		94.0	100.5				

BULLS ALL-TIME VS. MAVERICKS: 34-36 (.486)

SEASON	HOME W-L	ROAD W-L	NEUTRAL W-L	SEASON	HOME W-L	ROAD W-L	NEUTRAL W-L
1980-81	1-0	0-1		1999-00	0-1	0-1	
1981-82	0-1	1-0		2000-01	0-1	0-1	
1982-83	1-0	0-1		2001-02	0-1	0-1	
1983-84	1-0	0-1		2002-03	0-1	0-1	
1984-85	1-0	1-0		2003-04	0-1	0-1	
1985-86	0-1	0-1		2004-05	0-1	1-0	
1986-87	1-0	0-1		2005-06	0-1	0-1	
1987-88	0-1	0-1		2006-07	1-0	0-1	
1988-89	1-0	1-0		2007-08	0-1	0-1	
1989-90	1-0	1-0		2008-09	1-0	0-1	
1990-91	1-0	1-0		2009-10	0-1	0-1	
1991-92	1-0	1-0		2010-11	1-0	1-0	
1992-93	1-0	1-0		2011-12	1-0	0-0	
1993-94	1-0	1-0		2012-13	1-0	0-1	
1994-95	0-1	1-0		2013-14	0-1	1-0	
1995-96	1-0	1-0		2014-15	0-1	1-0	
1996-97	1-0	1-0		2015-16	0-1	0-1	
1997-98	1-0	0-1		TOTALS	19-16	15-20	0-0
1998-99	0-0	0-1					



BIGGEST WIN/WORST LOSS:

	DATE	LOCATION	SCORE	MARGIN
Biggest Win:	01/26/93	Dallas	123-88	35
Worst Loss:	11/08/02	Chicago	87-114	27

LAST WIN/LOSS:

	DATE	LOCATION	SCORE
Last Win:	01/23/15	Dallas	102-98
Last Loss:	01/15/16	Chicago	77-83

2015-16 SEASON SERIES (0-2) CHICAGO BULLS VS. DALLAS

PLAYER	G-GS	MIN	FG-FGA	PCT	3FG-FGA	PCT	FT-FTA	PCT	OFF	DEF	TOT	AST	PF-DQ	STL	TO	BLK	PTS	AVG	HI
Rose	2-2	70	20-38	.526	0-3	.000	3-3	1.000	2	7	9	6	2-0	2	4	0	43	21.5	25
Gasol	2-2	74	14-24	.583	0-0	—	7-8	.875	6	11	17	7	8-0	2	3	5	35	17.5	18
Miročić	2-1	55	6-14	.429	4-9	.444	9-13	.692	2	7	9	2	7-0	2	0	3	25	12.5	23
Butler	2-2	73	6-22	.273	2-9	.222	7-8	.875	0	9	9	14	3-0	5	5	0	21	10.5	17
Gilson	2-2	63	10-18	.556	0-0	—	1-4	.250	8	11	19	2	7-0	0	2	0	21	10.5	12
Moore	1-0	22	4-6	.667	0-2	.000	0-0	—	0	3	3	1	2-0	0	1	0	8	8.0	8
Brooks	2-0	23	4-13	.308	1-4	.250	0-0	—	1	2	3	2	2-0	0	2	0	9	4.5	7
Hinrich	2-0	18	1-6	.167	0-5	.000	5-5	1.000	1	2	3	1	3-0	1	1	0	7	3.5	7
McDermott	2-0	39	3-8	.375	1-3	.333	0-0	—	1	3	4	1	0-0	0	1	1	7	3.5	7
Portis	2-0	16	3-7	.429	1-1	1.000	0-0	—	3	2	5	0	4-0	1	5	0	7	3.5	5
Snell	1-1	20	1-6	.167	1-4	.250	0-0	—	0	5	5	0	2-0	0	1	0	3	3.0	3
Noah	1-0	6	1-2	.500	0-0	—	0-0	—	1	1	2	0	2-0	0	0	0	2	2.0	2
Baird	1-0	2	0-0	—	0-0	—	0-0	—	0	0	0	0	0-0	0	0	0	0	0.0	0
BULLS	2	480	73-164	.445	10-40	.250	32-41	.780	25	63	88	36	42-0	13	27	9	188	94.0	111
MAVERICKS	2	480	70-164	.427	24-55	.436	37-45	.822	23	62	85	44	41-2	11	22	7	201	100.5	118

2015-16 SEASON SERIES (2-0) DALLAS MAVERICKS VS. CHICAGO

PLAYER	G-GS	MIN	FG-FGA	PCT	3FG-FGA	PCT	FT-FTA	PCT	OFF	DEF	TOT	AST	PF-DQ	STL	TO	BLK	PTS	AVG	HI
Nowitzki	2-2	67	11-26	.423	5-12	.417	10-11	.909	3	10	13	2	6-0	1	2	1	37	18.5	21
Williams	1-1	36	6-12	.500	4-5	.800	2-3	.667	0	3	3	6	1-0	0	1	2	18	18.0	18
Barea	2-1	53	12-21	.571	8-11	.727	3-4	.750	0	2	2	8	2-0	0	1	1	35	17.5	26
Parsons	2-1	68	12-24	.500	2-7	.286	2-3	.667	2	6	8	9	1-0	2	5	0	28	14.0	20
Pachulia	2-2	64	10-23	.435	0-0	—	6-7	.857	8	14	22	5	11-1	1	3	0	26	13.0	17
Matthews	2-2	73	8-21	.381	2-13	.154	0-0	—	1	9	10	3	3-0	1	3	2	18	9.0	10
Felton	2-1	31	2-8	.250	1-3	.333	8-8	1.000	0	5	5	5	0-0	1	1	0	13	6.5	13
Harris	2-0	32	3-11	.273	2-3	.667	4-5	.800	3	3	6	6	6-0	3	3	0	12	6.0	7
Powell	2-0	35	4-8	.500	0-0	—	1-3	.333	3	6	9	0	6-1	2	1	0	9	4.5	9
McGee	2-0	16	2-6	.333	0-0	—	1-1	1.000	2	4	6	0	2-0	0	0	1	5	2.5	5
Villanueva	2-0	6	0-4	.000	0-1	.000	0-0	—	1	0	1	0	3-0	0	0	0	0	0.0	0
MAVERICKS	2	480	70-164	.427	24-55	.436	37-45	.822	23	62	85	44	41-2	11	22	7	201	100.5	118
BULLS	2	480	73-164	.445	10-40	.250	32-41	.780	25	63	88	36	42-0	13	27	9	188	94.0	111

BULLS VS. MAVERICKS IN OVERTIME:

DATE	LOCATION	SCORE	W-L
03/08/87	Chicago	115-105	W
11/12/94	Chicago	120-124	L
11/21/95	Dallas	108-102	W
03/12/98	Dallas	97-104	L
02/07/09	Dallas	114-115	L
12/02/14	Chicago	129-132 (2 OT)	L
TOTALS	6 GAMES		2-4 (.333)



Office: Pepsi Center, 1000 Chopper Circle, Denver, CO 80204
Phone: (303) 405-1100
Home Court: Pepsi Center (19,155 – opened in 1999)
Owner: E. Stanley Kroenke
President and Governor: Josh Kroenke
General Manager & Exec. V.P. of Basketball Operations: Tim Connelly
Head Coach: Michael Malone
Assistant Coaches: Wes Unseld Jr., Micah Nori, Jordi Fernandez, Ryan Bowen, Chris Finch
Head Athletic Trainer: Dan Shimensky
Media Relations Director: Tim Gelt
Media Relations Manager: Nick O'Hayre
Media Relations Coordinator: Cody Wise
Radio: Altitude Radio Network – Jason Kosmicki
Television: Altitude Sports & Entertainment – Chris Marlowe, Scott Hastings, Ally Sturm
Team Colors: Light Blue, Dark Blue and Yellow
Division: Northwest

BULLS STREAKS:

Overall: 1-L
 Home: 3-W
 Road: 9-L

2016-17 MEETINGS:

11/22 @ Denver
 02/28 @ Chicago

CHICAGO VS. DENVER 2015-16 SERIES: 2 GAMES, 1-1

DATE	SITE	BULLS	NUGGETS	BULLS HI-SCORER	NUGGETS HI-SCORER	BULLS HI-REBOUND	NUGGETS HI-REBOUND
12/02	CHI	99	90	Gasol-26	Barton-16	Gasol-19	Barton-16
02/05	DEN	110	115	Rose-30	Gallinari-33	Rose-9	Jokic-12
TOTALS	2	209	205				
AVERAGE		104.5	102.5				

BULLS ALL-TIME VS. NUGGETS: 40-47 (.460)

SEASON	HOME W-L	ROAD W-L	NEUTRAL W-L
1976-77	1-1	0-2	
1977-78	2-0	0-2	
1978-79	1-1	1-1	
1979-80	1-2	1-2	
1980-81	0-1	1-0	
1981-82	1-0	0-1	
1982-83	1-0	0-1	
1983-84	0-1	0-1	
1984-85	1-0	0-1	
1985-86	1-0	1-0	
1986-87	1-0	0-1	
1987-88	1-0	0-1	
1988-89	1-0	0-1	
1989-90	1-0	0-1	
1990-91	1-0	1-0	
1991-92	1-0	1-0	
1992-93	1-0	0-1	
1993-94	0-1	1-0	
1994-95	1-0	0-1	
1995-96	1-0	0-1	
1996-97	1-0	1-0	
1997-98	1-0	1-0	
1998-99	0-0	0-0	

SEASON	HOME W-L	ROAD W-L	NEUTRAL W-L
1999-00	1-0	0-1	
2000-01	0-1	0-1	
2001-02	0-1	0-1	
2002-03	1-0	0-1	
2003-04	0-1	0-1	
2004-05	1-0	0-1	
2005-06	0-1	1-0	
2006-07	1-0	0-1	
2007-08	1-0	0-1	
2008-09	1-0	0-1	
2009-10	0-1	0-1	
2010-11	1-0	0-1	
2011-12	0-1	0-0	
2012-13	0-1	0-1	
2013-14	1-0	0-1	
2014-15	1-0	0-1	
2015-16	1-0	0-1	
TOTALS	30-14	10-33	0-0



BIGGEST WIN/WORST LOSS:

	DATE	LOCATION	SCORE	MARGIN
Biggest Win:	02/02/98	Denver	111-72	39
Worst Loss:	11/20/79	Chicago	91-124	33

LAST WIN/LOSS:

	DATE	LOCATION	SCORE
Last Win:	12/02/15	Chicago	99-90
Last Loss:	02/05/16	Denver	110-115

2015-16 SEASON SERIES (1-1) CHICAGO BULLS VS. DENVER

PLAYER	G-S	MIN	FG-FGA	PCT	3FG-FGA	PCT	FT-FTA	PCT	OFF	DEF	TOT	AST	PF-DQ	STL	TO	BLK	PTS	AVG	HI
Gasol	1-1	36	12-19	.632	0-0	---	2-4	.500	2	17	19	3	2-0	0	3	4	26	26.0	26
Rose	2-2	72	16-44	.364	0-5	.000	10-14	.714	2	9	11	17	3-0	1	4	0	42	21.0	30
Butler	2-2	58	11-24	.458	1-4	.250	16-17	.882	3	5	8	8	2-0	3	2	1	38	19.0	19
Gibson	2-1	56	11-22	.500	0-0	---	4-6	.667	5	13	18	0	5-0	1	1	3	26	13.0	18
McDermott	2-0	55	11-20	.550	4-7	.571	0-0	---	2	3	5	2	4-0	0	2	0	26	13.0	15
Noah	1-0	35	3-5	.600	0-0	---	3-4	.750	5	6	11	1	3-0	0	3	4	9	9.0	9
Portis	1-0	27	4-12	.333	0-0	---	0-2	.000	4	3	7	2	5-0	2	0	4	8	8.0	8
Moore	2-1	42	4-11	.364	3-4	.750	0-0	---	0	4	4	0	4-0	0	4	1	11	5.5	8
Bairdstow	1-1	10	1-4	.250	0-1	.000	2-2	1.000	0	4	4	1	5-0	0	0	0	4	4.0	4
Brooks	2-0	27	2-7	.286	0-2	.000	4-5	.800	1	2	3	7	6-0	0	3	3	8	4.0	6
Snell	2-1	38	3-9	.333	2-3	.667	0-0	---	0	5	5	1	5-0	0	0	1	8	4.0	6
Mirošić	1-1	5	1-2	.500	1-2	.500	0-0	---	1	2	3	0	0-0	1	0	0	3	3.0	3
Felicio	1-0	4	0-0	---	0-0	---	0-0	---	0	0	0	1	2-0	0	0	0	0	0.0	0
Himrich	1-0	16	0-3	.000	0-1	.000	0-0	---	1	3	4	0	2-0	0	2	0	0	0.0	0
BULLS	2	480	79-182	.434	11-29	.379	40-54	.741	26	76	102	43	48-0	8	25	17	209	104.5	110
NUGGETS	2	480	75-180	.417	11-33	.333	44-66	.667	26	71	97	48	46-1	13	17	16	205	102.5	115

2015-16 SEASON SERIES (1-1) DENVER NUGGETS VS. CHICAGO

PLAYER	G-S	MIN	FG-FGA	PCT	3FG-FGA	PCT	FT-FTA	PCT	OFF	DEF	TOT	AST	PF-DQ	STL	TO	BLK	PTS	AVG	HI
Gallinari	2-2	70	12-27	.444	2-6	.333	20-22	.909	1	7	8	6	4-0	2	1	1	46	23.0	33
Barton	2-0	57	14-29	.483	3-8	.375	3-4	.750	3	10	13	3	5-0	0	1	1	34	17.0	18
Arthur	1-0	19	6-10	.600	0-0	---	1-2	.500	2	0	2	0	2-0	1	0	1	13	13.0	13
Mudray	2-2	69	10-31	.323	1-4	.250	5-13	.385	1	2	3	12	2-0	4	4	3	26	13.0	22
Faried	2-2	55	11-15	.733	0-0	---	3-11	.273	8	12	20	6	6-0	0	7	1	25	12.5	14
Jokić	2-2	36	8-19	.421	3-3	1.000	2-2	1.000	4	11	15	3	7-1	0	1	3	21	10.5	14
Lauvergne	2-0	35	4-19	.211	1-2	.500	5-6	.833	2	8	10	2	6-0	0	0	1	14	7.0	11
Harris	1-1	35	3-7	.429	0-3	.000	0-0	---	2	4	6	1	0-0	0	0	0	6	6.0	6
Foye	2-1	44	4-10	.400	1-5	.200	2-2	1.000	0	3	3	10	3-0	3	0	2	11	5.5	6
Hickson	2-0	17	2-5	.400	0-0	---	1-2	.500	2	4	6	1	4-0	3	1	0	5	2.5	5
Miller	1-0	14	1-2	.500	0-1	.000	0-0	---	0	3	3	0	1-0	0	0	1	2	2.0	2
Nurkic	1-0	12	0-4	.000	0-0	---	2-2	1.000	1	5	6	1	3-0	0	2	2	2	2.0	2
Nelson	1-0	18	0-2	.000	0-1	.000	0-0	---	0	2	2	3	3-0	0	0	0	0	0.0	0
NUGGETS	2	480	75-180	.417	11-33	.333	44-66	.667	26	71	97	48	46-1	13	17	16	205	102.5	115
BULLS	2	480	79-182	.434	11-29	.379	40-54	.741	26	76	102	43	48-0	8	25	17	209	104.5	110

BULLS VS. NUGGETS IN OVERTIME:

DATE	LOCATION	SCORE	W-L
03/21/80 (3 OT)	Chicago	128-134	L
11/08/80 (2 OT)	Chicago	126-130	L
03/26/01	Chicago	104-109	L
02/04/03	Denver	100-102	L
03/16/13	Chicago	118-119	L
TOTALS	5 GAMES		0-5 (.000)



Office: 6 Championship Drive, Auburn Hills, MI 48326
Phone: (248) 377-0100
Home Court: The Palace of Auburn Hills (22,076 – opened in 1998)
Principal Owner: Tom Gores
Vice Chairman: Arn Tellem
President & CEO, Palace Sports & Entertainment/Pistons: Dennis Mannion
President of Basketball Operations/Head Coach: Stan Van Gundy
General Manager: Jeff Bower
Assistant General Manager: Jeff Nix
Associate General Manager: Pat Garrity
Associate Head Coach: Bob Beyer
Assistant Coaches: Malik Allen, Tim Hardaway, Charles Klask, Aaron Gray
Director of Sports Medicine/Head Athletic Trainer: Jon Ishop
Vice President, Public Relations: Kevin Grigg
Sr. Director, Public Relations: Cletus Lewis
Manager, Public Relations: Michelle Fikany
Manager, Public Relations: Michael Horan
Radio: WGMC 105.1 FM – George Blaha, Mark Champion, Rick Mahorn
Television: FOX Sports Detroit – George Blaha, Greg Kelsner
Team Colors: Red, White and Blue
Division: Central

BULLS STREAKS:

Overall: 1-L
Home: 2-L
Road: 1-W

2016-17 MEETINGS:

12/06 @ Detroit
12/19 @ Chicago
03/06 @ Detroit
03/22 @ Chicago

CHICAGO VS. DETROIT 2015-16 SERIES: 4 GAMES, 1-3

DATE	SITE	BULLS	PISTONS	BULLS HI-SCORER	PISTONS HI-SCORER	BULLS HI-REBOUND	PISTONS HI-REBOUND
10/30	DET	94	98 (OT)	Butler-23	Morris-26	Gasol-12	Drummond-20
12/18	CHI	144	147 (4OT)	Butler-43	Drummond-33	Gasol-15	Drummond-21
01/18	DET	111	101	Gasol-31	Jackson/Ilyasova-19	Gasol-12	Drummond-16
04/02	CHI	90	94	Butler-29	Jackson-22	Butler-17	Drummond-11
TOTALS	4	439	440				
AVERAGE		109.8	110.0				

BULLS ALL-TIME VS. PISTONS: 126-124 (.504)

SEASON	HOME W-L	ROAD W-L	NEUTRAL W-L	SEASON	HOME W-L	ROAD W-L	NEUTRAL W-L
1966-67	1-3	2-1	1-1	1992-93	2-0	1-1	
1967-68	2-1	0-3	1-0	1993-94	2-0	3-0	
1968-69	2-1	1-2		1994-95	3-0	2-0	
1969-70	2-0	1-2	0-1	1995-96	2-0	2-0	
1970-71	2-1	1-2		1996-97	2-0	1-1	
1971-72	3-0	2-1		1997-98	2-0	1-1	
1972-73	2-1	1-3		1998-99	0-2	0-1	
1973-74	4-0	1-2		1999-00	1-1	0-2	
1974-75	3-1	1-4		2000-01	0-2	0-2	
1975-76	2-2	1-2		2001-02	0-2	1-1	
1976-77	1-1	1-1		2002-03	0-2	0-2	
1977-78	1-1	1-1		2003-04	0-2	0-2	
1978-79	1-1	1-1		2004-05	0-2	2-0	
1979-80	1-0	0-1		2005-06	0-2	0-2	
1980-81	3-0	2-1		2006-07	2-0	1-1	
1981-82	0-3	0-3		2007-08	2-0	1-1	
1982-83	2-1	0-3		2008-09	2-0	1-1	
1983-84	1-2	0-3		2009-10	2-0	2-0	
1984-85	2-1	1-2		2010-11	2-0	2-0	
1985-86	2-1	0-3		2011-12	2-0	2-0	
1986-87	2-1	1-2		2012-13	2-0	1-1	
1987-88	1-2	1-2		2013-14	1-1	2-0	
1988-89	0-3	0-3		2014-15	2-0	0-2	
1989-90	1-2	0-2		2015-16	0-2	1-1	
1990-91	2-0	1-2		TOTALS	77-47	47-75	2-2
1991-92	3-0	1-1					



BIGGEST WIN/WORST LOSS:

	DATE	LOCATION	SCORE	MARGIN
Biggest Win:	12/21/71	Chicago	127-92	35
Worst Loss:	03/23/69	Detroit	114-158	44

LAST WIN/LOSS:

	DATE	LOCATION	SCORE
Last Win:	01/18/16	Detroit	111-101
Last Loss:	04/02/16	Chicago	90-94

2015-16 SEASON SERIES (1-3) CHICAGO BULLS VS. DETROIT

PLAYER	G-S	MIN	FG-FGA	PCT	3FG-FGA	PCT	FT-FTA	PCT	OFF	DEF	TOT	AST	PF-DQ	STL	TO	BLK	PTS	AVG	HI
Butler	4-4	174	34-86	.395	3-17	.176	39-46	.848	6	33	39	23	14-0	10	12	4	110	27.5	43
Gasol	4-4	150	37-74	.500	3-8	.375	16-19	.842	13	40	53	14	15-0	3	4	15	93	23.3	31
Rose	3-3	116	27-64	.422	2-6	.333	6-6	1.000	0	7	7	18	8-0	1	10	0	62	20.7	34
Mirnic	4-1	107	13-33	.394	8-17	.471	9-12	.750	2	12	14	1	7-0	2	6	1	43	10.8	22
Gibson	3-2	99	12-23	.522	0-0	—	6-9	.667	11	18	29	0	10-0	0	3	7	30	10.0	14
Brooks	4-0	66	11-25	.440	2-8	.250	3-3	1.000	1	8	9	17	9-0	2	5	0	27	6.8	14
McDermott	4-0	77	8-18	.444	5-9	.556	2-2	1.000	0	5	5	2	9-0	1	3	0	23	5.8	11
Moore	4-1	72	6-16	.375	4-9	.444	3-4	.750	1	5	6	1	5-0	1	2	3	19	4.8	8
Noah	2-0	43	4-6	.667	0-0	—	0-2	.000	5	9	14	6	1-0	1	5	1	8	4.0	6
Snell	3-3	84	4-16	.250	2-12	.167	0-0	—	2	7	9	2	9-0	2	2	1	10	3.3	4
Felicio	1-0	14	1-2	.500	0-0	—	1-2	.500	1	3	4	1	2-0	0	0	1	3	3.0	3
Holiday (TOT)	1-0	25	1-3	.333	1-2	.500	0-0	—	0	3	3	1	4-0	1	2	0	3	3.0	3
Holiday (CHI)	1-0	25	1-3	.333	1-2	.500	0-0	—	0	3	3	1	4-0	1	2	0	3	3.0	3
Portis	2-1	17	3-6	.500	0-1	.000	0-0	—	3	2	5	0	1-0	0	1	0	6	3.0	6
Dunleavy	1-1	28	1-3	.333	0-0	—	0-0	—	0	0	0	2	3-0	1	1	0	2	2.0	2
Hinrich	1-0	13	0-1	.000	0-1	.000	0-0	—	0	0	0	0	3-0	0	0	0	0	0.0	0
BULLS	4	1085	162-376	.431	30-90	.333	85-105	.810	45	152	197	88	100-0	25	60	33	439	109.8	144
PISTONS	4	1085	169-399	.424	29-103	.282	73-128	.570	66	154	220	81	86-3	32	47	10	440	110.0	147

2015-16 SEASON SERIES (3-1) DETROIT PISTONS VS. CHICAGO

PLAYER	G-S	MIN	FG-FGA	PCT	3FG-FGA	PCT	FT-FTA	PCT	OFF	DEF	TOT	AST	PF-DQ	STL	TO	BLK	PTS	AVG	HI
Jackson	4-4	154	35-88	.398	4-14	.286	20-27	.741	7	13	20	30	10-0	5	14	0	94	23.5	31
Morris	4-4	177	30-59	.508	7-18	.389	13-22	.591	7	17	24	6	17-1	2	6	2	80	20.0	26
Drummond	4-4	155	32-63	.508	0-0	—	13-40	.325	28	40	68	9	15-1	8	8	5	77	19.3	33
Harris (TOT)	2-2	60	14-31	.452	1-5	.200	3-4	.750	5	9	14	6	5-0	2	4	1	32	16.0	21
Harris (DET)	1-1	38	9-17	.529	1-3	.333	2-2	1.000	1	6	7	4	3-0	2	1	1	21	21.0	21
Ilyasova	3-3	111	15-38	.395	4-19	.211	5-8	.625	9	16	25	5	10-0	1	3	1	39	13.0	19
Caldwell-Pope	4-4	160	19-53	.358	5-17	.294	7-12	.583	2	20	22	7	10-0	5	5	1	50	12.5	17
Johnson	4-0	81	11-31	.355	1-6	.167	8-9	.889	6	11	17	3	11-1	4	7	0	31	7.8	16
Tolliver	4-0	65	7-19	.368	5-15	.333	0-0	—	1	7	8	4	3-0	3	0	0	19	4.8	11
Baynes	3-0	48	6-10	.600	0-0	—	2-4	.500	1	11	12	1	4-0	0	1	0	14	4.7	8
Blake	3-0	48	4-14	.286	2-8	.250	1-2	.500	2	7	9	10	0-0	2	0	0	11	3.7	8
Anthony	1-0	14	0-0	—	0-0	—	2-2	1.000	0	3	3	0	2-0	0	0	0	2	2.0	2
Jennings	1-0	16	1-6	.167	0-2	.000	0-0	—	1	2	3	2	0-0	0	1	0	2	2.0	2
Bullock	1-0	15	0-1	.000	0-1	.000	0-0	—	1	1	2	0	1-0	0	0	0	0	0.0	0
Hilliard	1-0	3	0-0	—	0-0	—	0-0	—	0	0	0	0	0-0	0	0	0	0	0.0	0
PISTONS	4	1085	169-399	.424	29-103	.282	73-128	.570	66	154	220	81	86-3	32	47	10	440	110.0	147
BULLS	4	1085	162-376	.431	30-90	.333	85-105	.810	45	152	197	88	100-0	25	60	33	439	109.8	144

BULLS VS. PISTONS IN OVERTIME:

DATE	LOCATION	SCORE	W-L	DATE	LOCATION	SCORE	W-L
01/20/67	Chicago	125-124	W	04/07/89	Chicago	112-114	L
02/20/68	New York	124-121	W	11/11/92	Chicago	98-96	W
02/19/71	Chicago	115-114	W	04/22/93	Chicago	109-103	W
11/24/73	Chicago	114-112	W	02/15/96	Detroit	112-109	W
04/03/76	Chicago	97-93	W	03/31/98	Chicago	106-101	W
02/09/82	Detroit	123-128	L	04/09/03	Detroit	102-111	L
01/04/83 (2 OT)	Chicago	147-138	W	04/11/05	Chicago	84-85	L
02/12/85	Chicago	139-126	W	12/26/10	Detroit	95-92	W
03/04/87	Detroit	125-120	W	04/15/12	Detroit	100-94	W
12/15/87	Detroit	123-127	L	10/30/15	Detroit	94-98	L
11/21/87	Chicago	132-144	L	12/18/15 (4 OT)	Chicago	144-147	L
01/31/89	Chicago	98-104	L	TOTALS	23 GAMES	14-9 (.609)	



Office: 1011 Broadway, Oakland, CA 94607
Phone: (510) 986-2200
Home court: ORACLE Arena (19,596 - opened in 1997)
Co-Executive Chairman & CEO: Joe Lacob
Owner: Peter Gruber
President & COO: Rick Welts
President, Basketball Operations/General Manager: Bob Myers
Head Coach: Steve Kerr
Assistant Coaches: Ron Adams, Mike Brown, Jarron Collins
Assistant Coaches/Player Development: Chris DeMarco, Bruce Fraser, Willie Green
Head Athletic Trainer: Drew Yoder
Vice Presiden, Communications: Raymond Ridder
Senior Director, Public Relations: Dan Martinez
Director, Publications & Statistical Information: Darryl Arata
Senior Manager, Public Relations: Brett Winkler
Assistant, Public Relations: Matt de Nesnera
Radio: KGMZ-FM (95.7 The Game) – Tim Roye
Television: Comcast SportsNet Bay Area – Bob Fitzgerald, Jim Barnett, Rosalyn Gold
Team Colors: Warriors Royal Blue & California Golden Yellow
Division: Pacific

BULLS STREAKS:

Overall: 2-L
Home: 2-L
Road: 1-L

2016-17 MEETINGS:

02/08 @ Golden State
03/02 @ Chicago

CHICAGO VS. GOLDEN STATE 2015-16 SERIES: 2 GAMES, 0-2

DATE	SITE	BULLS	WARRIORS	BULLS HI-SCORER	WARRIORS HI-SCORER	BULLS HI-REBOUND	WARRIORS HI-REBOUND
11/20	GS	94	106	Burlier-28	Curry-27	Gasol/Mirotic-10	Three with nine
01/20	CHI	94	125	Rose-29	Curry-25	Gasol/Portis-8	Bogut-12
TOTALS	2	188	231				
AVERAGE		94.0	115.5				

BULLS ALL-TIME VS. WARRIORS: 83-67 (.553)

SEASON	HOME W-L	ROAD W-L	NEUTRAL W-L	SEASON	HOME W-L	ROAD W-L	NEUTRAL W-L
(San Francisco)				1991-92	0-1	1-0	
1966-67	2-2	0-1	1-3	1992-93	1-0	1-0	
1967-68	1-3	1-1	0-2	1993-94	1-0	1-0	
1968-69	1-2	3-1		1994-95	1-0	1-0	
1969-70	1-1	2-1	1-0	1995-96	1-0	1-0	
1970-71	1-2	2-0	1-0	1996-97	1-0	1-0	
(Golden State)				1997-98	1-0	1-0	
1971-72	2-1	1-1	0-1	1998-99	0-0	0-0	
1972-73	1-2	2-1		1999-00	0-1	0-1	
1973-74	2-1	2-1		2000-01	0-1	0-1	
1974-75	2-0	1-1		2001-02	1-0	0-1	
1975-76	1-2	0-2		2002-03	1-0	0-1	
1976-77	1-1	1-1		2003-04	1-0	0-1	
1977-78	0-2	1-1		2004-05	1-0	0-1	
1978-79	1-1	2-0		2006-07	1-0	0-1	
1979-80	2-1	2-1		2007-08	0-1	1-0	
1980-81	1-0	0-1		2008-09	1-0	1-0	
1981-82	0-1	0-1		2009-10	1-0	0-1	
1982-83	1-0	1-0		2010-11	1-0	0-1	
1983-84	1-0	1-0		2011-12	0-0	0-1	
1984-85	1-0	0-1		2013-14	1-0	0-1	
1985-86	1-0	1-0		2014-15	0-1	1-0	
1986-87	0-1	0-1		2015-16	0-1	0-1	
1987-88	1-0	1-0		TOTALS	44-29	36-32	3-6
1988-89	1-0	0-1					
1989-90	1-0	1-0					
1990-91	1-0	0-1					



BIGGEST WIN/WORST LOSS:

	DATE	LOCATION	SCORE	MARGIN
Biggest Win (GS):	2/22/97	Chicago	120-87	33
Worst Loss (GS):	01/19/73	Chicago	80-115	35
Biggest Win (SF):	03/05/71	San Diego	130-103	27
Worst Loss (SF):	02/05/70	Chicago	105-127	22

LAST WIN/LOSS:

	DATE	LOCATION	SCORE
Last Win:	01/27/15	Golden State	113-111 (OT)
Last Loss:	01/20/16	Chicago	94-125

2015-16 SEASON SERIES (0-2) CHICAGO BULLS VS. GOLDEN STATE

PLAYER	G-S	MIN	FG-FGA	PCT	3FG-FGA	PCT	FT-FTA	PCT	OFF	DEF	TOT	AST	PF-DQ	STL	TO	BLK	PTS	AVG	HI
Rose	1-1	30	12-22	.545	0-2	.000	5-5	1.000	0	1	1	2	3-0	0	2	0	29	29.0	29
Butler	2-2	74	18-37	.486	2-6	.333	13-19	.684	4	10	14	9	1-0	3	3	0	51	25.5	28
Hinrich	1-1	34	6-11	.545	3-4	.750	2-2	1.000	1	1	2	1	6-1	2	2	0	17	17.0	17
Portis	1-0	24	7-14	.500	0-2	.000	2-2	1.000	5	3	8	0	2-0	0	0	1	16	16.0	16
Moore	2-0	41	9-17	.529	1-3	.333	3-6	.500	0	3	3	4	4-0	4	2	0	22	11.0	13
Miročić	2-1	50	6-22	.273	0-9	.000	6-6	1.000	3	11	14	7	5-0	2	2	0	18	9.0	18
Gasol	2-2	50	6-20	.300	0-0	---	3-4	.750	2	16	18	5	5-0	1	4	2	15	7.5	14
Gibson	2-1	36	3-10	.300	0-1	.000	1-2	.500	6	2	8	1	2-0	1	2	7	3.5	4	
Brooks	1-0	11	1-4	.250	1-3	.333	0-0	---	0	1	1	1	2-0	1	0	0	3	3.0	3
McDermott	2-0	51	2-11	.182	1-5	.200	1-1	1.000	3	2	5	2	2-0	0	1	0	6	3.0	3
Snell	2-2	54	2-15	.133	0-6	.000	0-0	---	1	7	8	4	1-0	0	0	0	4	2.0	2
Bairdrow	1-0	4	0-1	.000	0-0	---	0-0	---	1	1	2	0	1-0	0	1	1	0	0.0	0
Felicio	1-0	2	0-1	.000	0-1	.000	0-0	---	0	1	1	0	0-0	0	0	0	0.0	0	
Noah	1-0	17	0-3	.000	0-0	---	0-0	---	5	2	7	0	2-0	1	4	0	0	0.0	0
BULLS	2	480	72-188	.383	8-42	.190	36-47	.766	31	61	92	36	36-1	15	22	6	188	94.0	94
WARRIORS	2	480	89-174	.511	22-61	.361	31-44	.705	23	81	104	58	32-0	15	26	15	231	115.5	125

2015-16 SEASON SERIES (2-0) GOLDEN STATE WARRIORS VS. CHICAGO

PLAYER	G-S	MIN	FG-FGA	PCT	3FG-FGA	PCT	FT-FTA	PCT	OFF	DEF	TOT	AST	PF-DQ	STL	TO	BLK	PTS	AVG	HI
Curry	2-2	70	17-38	.447	6-20	.300	12-12	1.000	2	10	12	15	4-0	6	8	1	52	26.0	27
Barnes	2-2	64	15-26	.577	6-11	.545	3-4	.750	2	10	12	2	1-0	1	2	0	39	19.5	20
K. Thompson	2-2	68	13-30	.433	5-12	.417	4-6	.667	1	7	8	4	5-0	0	1	4	35	17.5	20
Iguodala	2-0	52	9-16	.563	3-7	.429	1-3	.333	0	12	12	4	2-0	1	4	1	22	11.0	12
Livingston	2-0	29	9-11	.818	0-0	---	0-0	---	0	3	3	6	1-0	2	2	0	18	9.0	12
Barbosa	2-0	25	6-14	.429	1-3	.333	2-3	.667	0	1	1	3	3-0	2	1	0	15	7.5	12
Green	2-2	64	6-16	.375	0-5	.000	3-6	.500	3	16	19	14	3-0	1	3	0	15	7.5	9
Ezeli	2-0	33	4-6	.667	0-0	---	2-4	.500	6	8	14	1	3-0	0	1	2	10	5.0	7
Speights	1-0	7	2-5	.400	1-1	1.000	0-0	---	1	0	1	0	1-0	0	0	0	5	5.0	5
Bogut	2-2	39	4-5	.800	0-0	---	1-2	.500	8	8	16	4	7-0	2	2	6	9	4.5	6
McAdoo	1-0	7	1-1	1.000	0-0	---	2-2	1.000	0	1	1	0	0-0	0	1	0	4	4.0	4
Clark	2-0	7	2-2	1.000	0-0	---	0-0	---	0	2	2	3	1-0	0	0	0	4	2.0	4
Rush	1-0	12	1-4	.250	0-2	.000	0-0	---	0	0	0	1	1-0	0	0	0	2	2.0	2
J. Thompson	1-0	4	0-0	---	0-0	---	1-2	.500	0	3	3	1	0-0	0	0	1	1	1.0	1
WARRIORS	2	480	89-174	.511	22-61	.361	31-44	.705	23	81	104	58	32-0	15	26	15	231	115.5	125
BULLS	2	480	72-188	.383	8-42	.190	36-47	.766	31	61	92	36	36-1	15	22	6	188	94.0	94

BULLS VS. WARRIORS IN OVERTIME:

DATE	LOCATION	SCORE	W-L
02/05/67	Chicago	141-142	L
02/06/68	Chicago	124-126	L
10/13/79	Golden State	102-96	W
03/17/00 (2OT)	Chicago	92-95	L
02/28/04	Chicago	87-81	W
02/09/07	Golden State	121-123	L
12/11/09	Chicago	96-91	W
01/27/15	Golden State	113-111	W
TOTALS	8 GAMES		4-4 (.500)



Office: Toyota Center, 1510 Polk Street, Houston, TX 77002
Phone: (713) 758-7200
Home Court: Toyota Center (18,055) – opened in 2003)
Owner: Leslie Alexander
Chief Executive Officer: Tad Brown
General Manager: Daryl Morey
Head Coach: Mike D'Antoni
Assistant Coaches: Jeff Bzdelik, Roy Rogers, Brett Gunning
Senior Consultant: Carroll Dawson
Senior Vice President of Basketball Operations: Keith Jones
Head Athletic Trainer: Jason Biles
Senior Director, Media & Player Relations: Tracey Hughes
Manager, Media Relations: Sean McCloskey
Coordinator, Media Relations: Jenny Zehentner
Radio: SportsTalk 790 (KBME 790 AM) – Craig Ackerman, Matt Thomas
Spanish Radio: La Ranchera (KEYH 850 AM) – Adrian Chavarria
Television: FOX Sports Houston (cable) – Bill Worrell, Matt Bullard, Clyde Drexler, Craig Ackerman
Team Colors: Red, White and Silver
Division: Southwest

BULLS STREAKS:

Overall: 2-W
Home: 3-W
Road: 1-W

2016-17 MEETINGS:

02/03 @ Houston
03/10 @ Chicago

CHICAGO VS. HOUSTON 2015-16 SERIES: 2 GAMES, 2-0

DATE	SITE	BULLS	ROCKETS	BULLS HI-SCORER	ROCKETS HI-SCORER	BULLS HI-REBOUND	ROCKETS HI-REBOUND
03/05	CHI	108	100	Gasol-28	Harden-36	Gasol-17	Howard-12
03/31	HOU	103	100	Mirotic-28	Harden-24	Gasol-10	Howard-13
TOTALS	2	211	200				
AVERAGE		105.5	100.0				

BULLS ALL-TIME VS. ROCKETS: 68-64 (.515)

SEASON	HOME W-L	ROAD W-L	NEUTRAL W-L	SEASON	HOME W-L	ROAD W-L	NEUTRAL W-L
(San Diego)				1994-95	1-0	0-1	
1967-68	2-1	2-2	0-1	1995-96	1-0	1-0	
1968-69	2-1	1-2		1996-97	1-0	0-1	
1969-70	2-1	0-3	1-0	1997-98	1-0	1-0	
1970-71 (Houston)	3-0	2-0	1-0	1998-99	0-0	0-0	
1971-72	2-1	1-0	2-0	1999-00	0-1	0-1	
1972-73	2-0	2-0		2000-01	0-1	0-1	
1973-74	2-0	2-0		2001-02	1-0	1-0	
1974-75	2-0	0-2		2002-03	1-0	0-1	
1975-76	1-1	0-2		2003-04	0-1	0-1	
1976-77	1-1	0-2		2004-05	0-1	0-1	
1977-78	2-0	1-1		2005-06	0-1	1-0	
1978-79	1-1	1-1		2006-07	0-1	0-1	
1979-80	0-1	1-0		2007-08	0-1	0-1	
1980-81	1-0	0-1		2008-09	1-0	0-1	
1981-82	1-0	0-1		2009-10	1-0	1-0	
1982-83	1-0	0-1		2010-11	1-0	1-0	
1983-84	0-1	0-1		2011-12	0-1	0-0	
1984-85	0-1	0-1		2012-13	0-1	0-1	
1985-86	1-0	0-1		2013-14	1-0	0-1	
1986-87	0-1	0-1		2014-15	1-0	0-1	
1987-88	1-0	1-0		2015-16	1-0	1-0	
1988-89	1-0	0-1		TOTALS	43-22	21-41	4-1
1989-90	1-0	0-1					
1990-91	0-1	0-1					
1991-92	1-0	0-1					
1992-93	0-1	0-1					
1993-94	1-0	0-1					

**BIGGEST WIN/WORST LOSS:**

	DATE	LOCATION	SCORE	MARGIN
Biggest Win (HOU):	02/02/83	Chicago	129-76	53
Worst Loss (HOU):	03/26/00	Houston	78-123	45
Biggest Win (SD):	11/29/68	San Diego	110-89	21
Worst Loss (SD):	01/04/70	San Diego	121-140	19

LAST WIN/LOSS:

	DATE	LOCATION	SCORE
Last Win:	03/31/16	Houston	103-100
Last Loss:	02/04/15	Houston	90-101

2015-16 SEASON SERIES (2-0) CHICAGO BULLS VS. HOUSTON

PLAYER	G-GS	MIN	FG-FGA	PCT	3FG-FGA	PCT	FT-FTA	PCT	OFF	DEF	TOT	AST	PF-DQ	STL	TO	BLK	PTS	AVG	HI
Butler	2-2	73	14-26	.538	2-4	.500	15-16	.938	1	18	19	12	7-1	3	8	1	45	22.5	24
Gasol	2-2	70	15-32	.469	0-5	.000	10-14	.714	6	21	27	9	6-0	3	14	3	40	20.0	28
Mirčić	2-0	54	10-19	.526	7-13	.538	8-10	.800	0	6	6	4	6-0	1	2	1	35	17.5	28
McDermott	2-0	59	9-23	.391	2-7	.286	2-2	1.000	3	10	13	3	5-0	0	3	0	22	11.0	15
Moore	2-0	48	7-15	.467	3-4	.750	0-0	---	1	4	5	6	8-0	1	1	0	17	8.5	9
Rose	2-2	41	6-10	.600	2-4	.500	3-4	.750	0	3	3	11	1-0	0	9	1	17	8.5	17
Dunleavy	2-2	39	4-8	.500	2-5	.400	3-4	.750	0	4	4	1	4-0	1	2	0	13	6.5	12
Felicio	1-0	15	2-4	.500	0-0	---	1-2	.500	0	4	4	3	1-0	0	0	1	5	5.0	5
Gibson	1-1	38	2-7	.286	0-0	---	0-0	---	4	3	7	2	0-0	2	0	1	4	4.0	4
Holiday (TOT)	2-0	14	2-2	1.000	1-1	1.000	3-4	.750	0	4	4	1	0-0	1	0	0	8	4.0	8
Holiday (CHI)	2-0	14	2-2	1.000	1-1	1.000	3-4	.750	0	4	4	1	0-0	1	0	0	8	4.0	8
Brooks	1-0	16	1-4	.250	1-1	1.000	0-0	---	0	0	0	3	1-0	1	0	0	3	3.0	3
Portis	2-1	14	1-6	.167	0-1	.000	0-0	---	2	1	3	1	2-0	0	1	0	2	1.0	2
BULLS	2	480	73-156	.468	20-45	.444	45-56	.804	17	78	95	56	41-1	13	43	8	211	105.5	108
ROCKETS	2	480	71-177	.401	18-60	.300	40-52	.769	24	61	85	41	46-1	22	29	9	200	100.0	100

2015-16 SEASON SERIES (0-2) HOUSTON ROCKETS VS. CHICAGO

PLAYER	G-GS	MIN	FG-FGA	PCT	3FG-FGA	PCT	FT-FTA	PCT	OFF	DEF	TOT	AST	PF-DQ	STL	TO	BLK	PTS	AVG	HI
Harden	2-2	82	18-46	.391	6-19	.316	18-22	.818	1	8	9	16	6-0	0	13	2	60	30.0	36
Beverley	2-2	68	13-21	.619	5-9	.625	1-1	1.000	1	6	7	11	7-0	4	1	0	32	16.0	22
Ariza	2-2	75	7-23	.304	4-16	.250	7-7	1.000	0	7	7	4	2-0	6	1	1	25	12.5	14
Beasley	2-0	35	8-23	.348	0-0	---	6-6	1.000	5	6	11	3	4-0	0	2	0	22	11.0	20
Howard	2-2	63	6-13	.462	0-0	---	3-8	.375	6	19	25	1	7-1	2	4	3	15	7.5	8
Capela	2-0	32	7-11	.636	0-0	---	0-0	---	4	6	10	0	5-0	2	0	0	14	7.0	8
Brewer	2-0	40	4-12	.333	2-4	.500	2-4	.500	2	3	5	2	4-0	6	3	1	12	6.0	12
Smith (TOT)	2-0	29	5-14	.357	2-6	.333	0-0	---	3	8	11	4	3-0	0	4	2	12	6.0	8
Smith (HOU)	1-0	10	2-6	.333	0-3	.000	0-0	---	3	1	4	1	1-0	0	1	1	4	4.0	4
Motiejunas	2-2	27	3-11	.273	0-2	.000	2-2	1.000	1	3	4	1	6-0	0	0	0	8	4.0	6
Harrell	1-0	13	1-2	.500	0-0	---	1-2	.500	1	1	2	0	0-0	0	1	0	3	3.0	3
Terry	2-0	35	2-9	.222	1-8	.125	0-0	---	0	1	1	2	4-0	2	1	1	5	2.5	3
ROCKETS	2	480	71-177	.401	18-60	.300	40-52	.769	24	61	85	41	46-1	22	29	9	200	100.0	100
BULLS	2	480	73-156	.468	20-45	.444	45-56	.804	17	78	95	56	41-1	13	43	8	211	105.5	108

BULLS VS. ROCKETS IN OVERTIME:

DATE	LOCATION	SCORE	W-L
12/09/83	Chicago	112-115	L
03/16/02 (2 OT)	Houston	114-112	W
01/20/06 (2 OT)	Chicago	108-109	L
12/04/10	Chicago	119-116	W
TOTALS	4 GAMES		2-2 (.500)



Office: 125 S. Pennsylvania Street, Indianapolis, IN 46204

Phone: (317) 917-2500

Home court: Bankers Life Fieldhouse (18,165 – opened in 1999)

Owner, Chairman and Chief Executive Officer: Herbert Simon

Vice Chairman: Jim Morris

President of Basketball Operations: Larry Bird

Executive Vice President of Basketball Operations/General Manager: Kevin Pritchard

Head Coach: Nate McMillan

Assistant Coaches: Bill Bayno, Dan Burke, Popeye Jones

Vice President of Basketball Operations: Peter Dinwiddie

Director of Scouting: Ryan Carr

Senior Director of Medical Operations/Head Athletic Trainer: Josh Corbeil

Director of Indiana Pacers Media Relations: David Benner

Senior Media Relations Manager: Krissy Myers

Media Relations Assistant: Wes Kaminski

Radio: 1070 The Fan/93.5 FM – Mark Boyle, Bob Leonard

Television: FSN Indiana – Quinn Buckner, Chris Denari, Jeremiah Johnson

Team Colors: Blue and Gold

Division: Central

BULLS STREAKS:

Overall: 2-W

Home: 3-W

Road: 1-W

2016-17 MEETINGS:

10/29 @ Chicago

11/05 @ Indiana

12/26 @ Chicago

12/30 @ Indiana

CHICAGO VS. INDIANA 2015-16 SERIES: 4 GAMES, 3-1

DATE	SITE	BULLS	PACERS	BULLS HI-SCORER	PACERS HI-SCORER	BULLS HI-REBOUND	PACERS HI-REBOUND
11/16	CHI	96	95	Rose-23	George-26	Gasol-13	J. Hill/Mahinmi-12
11/27	IND	92	104	Mirotić-25	George-23	Gasol-11	G. Hill/Allen-10
12/30	CHI	102	100	Brooks-29	G. Hill-20	Gibson-14	Allen-12
03/29	IND	98	96	Mirotić-28	George-20	Gasol-11	George-9
TOTALS	4	388	395				
AVERAGE		97.0	98.8				

BULLS ALL-TIME VS. PACERS: 94-82 (.534)

SEASON	HOME W-L	ROAD W-L	NEUTRAL W-L	SEASON	HOME W-L	ROAD W-L	NEUTRAL W-L
1976-77	2-0	0-2		1997-98	1-1	1-1	
1977-78	2-0	1-1		1998-99	0-1	0-2	
1978-79	2-0	0-2		1999-00	1-1	0-2	
1979-80	0-1	0-1		2000-01	0-2	0-2	
1980-81	1-1	2-1		2001-02	0-2	0-2	
1981-82	3-0	0-3		2002-03	2-0	0-2	
1982-83	2-1	2-1		2003-04	1-1	0-2	
1983-84	2-1	1-2		2004-05	2-0	0-2	
1984-85	1-2	1-2		2005-06	1-1	1-1	
1985-86	2-1	1-2		2006-07	2-0	1-1	
1986-87	2-0	1-2		2007-08	1-1	1-1	
1987-88	2-1	1-2		2008-09	2-0	0-2	
1988-89	3-0	1-2		2009-10	2-0	1-1	
1989-90	2-0	0-3		2010-11	2-0	1-1	
1990-91	3-0	1-1		2011-12	1-1	1-0	
1991-92	1-1	2-0		2012-13	1-1	0-2	
1992-93	2-0	3-0		2013-14	2-0	0-2	
1993-94	2-1	2-0		2014-15	1-1	1-1	
1994-95	2-0	0-2		2015-16	2-0	1-1	
1995-96	1-1	1-1		TOTALS	63-24	31-58	0-0
1996-97	2-0	2-0					



BIGGEST WIN/WORST LOSS:

	DATE	LOCATION	SCORE	MARGIN
Biggest Win:	03/13/89	Chicago	122-90	32
Worst Loss:	03/28/03	Indiana	89-140	51

LAST WIN/LOSS:

	DATE	LOCATION	SCORE
Last Win:	03/29/16	Indiana	98-96
Last Loss:	11/27/15	Indiana	92-104

2015-16 SEASON SERIES (3-1) CHICAGO BULLS VS. INDIANA

PLAYER	G-GS	MIN	FG-FGA	PCT	3FG-FGA	PCT	FT-FTA	PCT	OFF	DEF	TOT	AST	PF-DQ	STL	TO	BLK	PTS	AVG	HI
Butler	4-4	155	24-48	.500	3-9	.333	24-29	.828	1	15	16	16	14-0	8	9	4	75	18.8	28
Brooks	2-0	61	14-26	.538	5-9	.556	3-4	.750	1	0	1	9	4-0	1	7	0	36	18.0	29
Mirovic	4-3	102	19-41	.463	10-21	.476	11-13	.846	5	22	27	5	8-0	1	8	2	59	14.8	28
Rose	3-3	93	17-49	.347	4-9	.444	3-4	.750	2	7	9	15	6-0	3	3	2	41	13.7	23
Gasol	4-4	124	14-54	.259	0-4	.000	9-14	.643	11	35	46	15	9-0	0	13	8	37	9.3	13
Portis	3-0	38	11-18	.611	0-2	.000	5-5	1.000	3	6	9	0	3-0	1	3	1	27	9.0	16
Hinrich	3-1	48	6-16	.375	4-7	.571	7-8	.875	0	2	2	3	6-0	2	4	1	23	7.7	11
McDermott	4-0	59	8-25	.320	2-7	.286	4-5	.800	2	7	9	2	4-0	0	1	1	22	5.5	11
Felicio	2-0	9	4-4	1.000	0-0	—	2-2	1.000	4	1	5	0	1-0	0	0	1	10	5.0	8
Gibson	4-2	98	8-24	.333	0-1	.000	3-6	.500	13	21	34	9	9-0	2	3	6	19	4.8	9
Moore	3-0	67	6-16	.375	1-5	.200	1-2	.500	1	6	7	3	4-0	5	2	1	14	4.7	7
Snell	3-2	71	5-18	.278	4-10	.400	0-0	—	1	12	13	2	6-0	2	4	3	14	4.7	6
Noah	2-0	40	4-9	.444	0-0	—	0-1	.000	1	10	11	4	4-0	1	2	2	8	4.0	8
Dunleavy	1-1	17	1-3	.333	0-1	.000	1-2	.500	0	0	0	1	4-0	1	0	0	3	3.0	3
Holiday (TOT)	1-0	3	0-0	—	0-0	—	0-0	—	0	0	0	0	0-0	0	0	0	0	0.0	0
Holiday (CHI)	1-0	3	0-0	—	0-0	—	0-0	—	0	0	0	0	0-0	0	0	0	0	0.0	0
BULLS	4	985	141-351	.402	33-85	.388	73-95	.768	45	144	189	84	81-0	27	62	32	388	97.0	102
PACERS	4	985	148-361	.410	27-90	.300	72-94	.766	48	143	191	75	76-0	35	51	22	395	98.8	104

2015-16 SEASON SERIES (1-3) INDIANA PACERS VS. CHICAGO

PLAYER	G-GS	MIN	FG-FGA	PCT	3FG-FGA	PCT	FT-FTA	PCT	OFF	DEF	TOT	AST	PF-DQ	STL	TO	BLK	PTS	AVG	HI
George	4-4	156	34-80	.425	13-31	.419	17-20	.850	3	26	29	16	12-0	8	17	1	98	24.5	33
Miles	3-2	71	14-31	.452	9-20	.450	5-7	.714	1	5	6	2	6-0	1	0	1	42	14.0	19
Ellis	4-4	133	21-64	.328	1-12	.083	12-14	.857	5	10	15	20	9-0	9	7	2	55	13.8	20
Mahinmi	4-4	110	18-30	.600	0-0	—	8-13	.615	11	24	35	9	11-0	3	5	6	44	11.0	18
G. Hill	3-3	102	14-29	.483	3-8	.375	1-2	.500	6	14	20	10	1-0	5	4	1	32	10.7	20
Allen	4-1	106	19-30	.633	0-0	—	1-3	.333	9	25	34	2	8-0	1	5	3	39	9.8	12
Stuckey	3-0	76	8-23	.348	1-3	.333	8-11	.727	1	6	7	3	9-0	4	4	1	25	8.3	13
Lawson (TOT)	1-0	17	4-7	.571	0-1	.000	0-0	—	0	1	1	3	0-0	1	0	0	8	8.0	8
Lawson (IND)	1-0	17	4-7	.571	0-1	.000	0-0	—	0	1	1	3	0-0	1	0	0	8	8.0	8
Turner	2-1	37	5-16	.313	0-0	—	4-6	.667	2	8	10	1	9-0	0	1	4	14	7.0	8
J. Hill	2-0	34	4-12	.333	0-0	—	3-4	.750	6	8	14	3	1-0	0	1	1	11	5.5	6
S. Hill	4-0	72	5-19	.263	0-8	.000	6-6	1.000	4	7	11	6	3-0	2	2	2	16	4.0	8
Young	2-0	14	1-5	.200	0-2	.000	3-4	.750	0	1	1	0	1-0	0	0	0	5	2.5	5
Robinson	2-0	18	1-7	.143	0-2	.000	2-2	1.000	0	1	1	0	3-0	0	0	0	4	2.0	4
Budinger	3-1	40	0-8	.000	0-3	.000	2-2	1.000	0	7	7	0	3-0	1	2	0	2	0.7	2
PACERS	4	985	148-361	.410	27-90	.300	72-94	.766	48	143	191	75	76-0	35	51	22	395	98.8	104
BULLS	4	985	141-351	.402	33-85	.388	73-95	.768	45	144	189	84	81-0	27	62	32	388	97.0	102

BULLS VS. PACERS IN OVERTIME:

DATE	LOCATION	SCORE	W-L
12/08/81	Chicago	118-116	W
01/14/83	Indiana	126-123	W
03/19/95	Indiana	96-103	L
03/18/11	Indiana	108-115	L
12/30/15	Chicago	102-100	W
TOTALS	5 GAMES		3-2 (.600)



Office: 6951 South Centinela Boulevard, Playa Vista, CA 90094
Phone: (310) 862-6000
Home Court: STAPLES Center (19,060 – opened in 1999)
Owner: Steve Ballmer
President, Basketball Operations & Head Coach: Glenn "Doc" Rivers
Executive Vice President, Basketball Operations: Lawrence Frank
General Manager: Dave Wohl
Assistant General Manager: Gerald Madkins
Assistant General Manager: Gary Sacks
Assistant Coaches: Mike Woodson, Sam Cassell, Brenden O'Connor, Armond Hill, Patrick Sullivan, John Welch
Director of Medical Services/ Head Athletic Trainer: Jasen Powell
Strength & Conditioning Coach: Richard Williams
Asst. Athletic Trainer/Travel Manager: Joe Resendez
Vice President, Basketball Communications: Seth Burton
Director, Communications: Dennis Rogers
Assistant Directors, Communications: Ta'Nisha Cooper, Steven Esparza
Communications Manager: Aubrey Freckman
Radio: AM 570, LA Sports: Broadcasters: Brian Sieman
Spanish Radio: ESPN Deportes (1330 AM): Broadcaster: Armando Garcia

BULLS STREAKS:

Overall: 1-L
 Home: 1-W
 Road: 1-L

2016-17 MEETINGS:

11/19 @ L.A. Clippers
 03/04 @ Chicago

CHICAGO VS. L.A. CLIPPERS 2015-16 SERIES: 2 GAMES, 1-1

DATE	SITE	BULLS	CLIPPERS	BULLS HI-SCORER	CLIPPERS HI-SCORER	BULLS HI-REBOUND	CLIPPERS HI-REBOUND
12/10	CHI	83	80	Gasol-24	Griffin-18	Noah-13	Jordan-14
01/31	LAC	93	120	Butler-23	Crawford-26	Gasol-14	Jordan-20
TOTALS	2	176	200				
AVERAGE		88.0	100.0				

BULLS ALL-TIME VS. CLIPPERS: 65-47 (.580)

SEASON	HOME W-L	ROAD W-L	NEUTRAL W-L	SEASON	HOME W-L	ROAD W-L	NEUTRAL W-L
(Buffalo)				1994-95	0-1	1-0	
1970-71	2-0	1-0	1-0	1995-96	1-0	1-0	
1971-72	2-0	1-1		1996-97	1-0	1-0	
1972-73	2-0	0-2		1997-98	1-0	1-0	
1973-74	2-0	0-1	1-0	1998-99	0-0	1-0	
1974-75	2-0	1-1		1999-00	1-0	1-0	
1975-76	0-2	1-1		2000-01	0-1	0-1	
1976-77	2-0	1-1		2001-02	0-1	0-1	
1977-78	0-2	1-1		2002-03	0-1	0-1	
(San Diego)				2003-04	1-0	0-1	
1978-79	0-2	0-2		2004-05	0-1	0-1	
1979-80	3-0	1-2		2005-06	0-1	1-0	
1980-81	1-0	0-1		2006-07	0-1	0-1	
1981-82	1-0	1-0		2007-08	0-1	1-0	
1982-83	1-0	0-1		2008-09	1-0	1-0	
1983-84	1-0	0-1		2009-10	0-1	0-1	
(Los Angeles)				2010-11	0-1	1-0	
1984-85	1-0	1-0		2011-12	0-0	1-0	
1985-86	1-0	0-1		2012-13	0-1	0-1	
1986-87	1-0	1-0		2013-14	0-1	0-1	
1987-88	1-0	1-0		2014-15	0-1	1-0	
1988-89	1-0	0-1		2015-16	1-0	0-1	
1989-90	1-0	0-1		TOTALS	36-18	27-29	2-0
1990-91	1-0	1-0					
1991-92	1-0	1-0					
1992-93	1-0	1-0					
1993-94	1-0	1-0					



BIGGEST WIN/WORST LOSS:

	DATE	LOCATION	SCORE	MARGIN
Biggest Win (LA):	12/14/90	Chicago	128-88	40
Worst Loss (LA):	11/24/13	Los Angeles	82-121	39
Biggest Win (SD):	11/06/81	Chicago	114-93	21
Worst Loss (SD):	02/17/81	San Diego	95-129	33
Biggest Win (BUF):	02/05/72	Chicago	130-96	34
Worst Loss (BUF):	11/06/71	Buffalo	90-115	31

LAST WIN/LOSS:

	DATE	LOCATION	SCORE
Last Win:	12/10/15	Chicago	83-80
Last Loss:	01/31/16	Los Angeles	93-120

2015-16 SEASON SERIES (1-1) CHICAGO BULLS VS. L.A. CLIPPERS

PLAYER	G-S	MIN	FG-FGA	PCT	3FG-FGA	PCT	FT-FTA	PCT	OFF	DEF	TOT	AST	PF-DQ	STL	TO	BLK	PTS	AVG	HI
Gasol	2-2	62	17-29	.586	3-3	1.000	2-2	1.000	3	17	20	5	3-0	2	5	2	39	19.5	24
Butler	2-2	74	12-36	.333	2-6	.333	11-15	.733	2	4	6	8	0-0	3	0	2	37	18.5	23
Rose	2-2	61	15-28	.536	1-3	.333	0-0	---	0	8	8	6	2-0	1	6	0	31	15.5	20
Moore	1-1	30	4-7	.571	1-2	.500	1-1	1.000	0	1	1	5	5-0	0	0	1	10	10.0	10
Gibson	2-2	58	7-17	.412	0-0	---	5-6	.833	8	11	19	3	5-0	0	0	2	19	9.5	12
Portis	1-0	18	4-9	.444	0-2	.000	0-0	---	2	4	6	1	0-0	0	0	0	8	8.0	8
Brooks	2-0	38	4-14	.286	1-5	.200	3-3	1.000	1	1	2	5	3-0	1	2	0	12	6.0	10
Mirotic	1-0	14	2-8	.250	1-5	.200	0-0	---	0	11	11	1	1-0	1	0	0	5	5.0	5
McDermott	2-0	37	2-12	.167	2-6	.333	0-0	---	0	1	1	0	2-0	0	1	0	6	3.0	6
Noah	1-0	20	1-5	.200	0-0	---	0-0	---	6	7	13	2	3-0	1	3	2	2	2.0	2
Snell	2-1	32	2-8	.250	0-2	.000	0-0	---	1	3	4	0	4-0	0	2	1	4	2.0	2
Hinrich	2-0	31	1-6	.167	1-4	.250	0-0	---	1	2	3	3	4-0	1	1	0	3	1.5	3
Bairdrow	1-0	4	0-1	.000	0-0	---	0-0	---	0	2	2	0	0-0	0	0	0	0	0.0	0
BULLS	2	480	71-180	.394	12-38	.316	22-27	.815	24	72	96	39	32-0	10	20	10	176	88.0	93
CLIPPERS	2	480	75-172	.436	27-54	.500	23-31	.742	22	76	98	48	30-0	12	24	10	200	100.0	120

2015-16 SEASON SERIES (1-1) LOS ANGELES CLIPPERS VS. CHICAGO

PLAYER	G-S	MIN	FG-FGA	PCT	3FG-FGA	PCT	FT-FTA	PCT	OFF	DEF	TOT	AST	PF-DQ	STL	TO	BLK	PTS	AVG	HI
Griffin	1-1	25	7-14	.500	0-1	.000	4-4	1.000	1	10	11	2	3-0	0	2	2	18	18.0	18
Paul	2-2	63	13-32	.406	3-8	.375	2-2	1.000	0	1	1	12	3-0	3	5	0	31	15.5	19
Redick	2-2	57	9-22	.409	4-6	.667	7-9	.778	0	6	6	5	2-0	1	0	0	29	14.5	21
Crawford	2-0	48	12-20	.600	2-4	.500	2-2	1.000	0	1	1	5	1-0	1	2	1	28	14.0	26
Jordan	2-2	72	10-14	.714	0-0	---	7-11	.636	11	23	34	4	3-0	3	1	5	27	13.5	17
Johnson	2-0	36	7-14	.500	6-9	.667	0-1	.000	2	4	6	1	2-0	0	0	0	20	10.0	11
Rivers	2-0	38	6-13	.462	6-8	.750	1-2	.500	2	4	6	2	2-0	0	4	0	19	9.5	16
Smith	1-0	19	3-8	.375	2-3	.667	0-0	---	0	7	7	3	2-0	0	3	1	8	8.0	8
Mbah a Moute	2-2	47	4-15	.267	2-4	.500	0-0	---	5	3	8	3	5-0	2	2	0	10	5.0	5
Stephenson	2-0	27	3-7	.429	1-3	.333	0-0	---	1	8	9	5	4-0	2	2	0	7	3.5	5
Prigioni	1-0	12	1-1	1.000	1-1	1.000	0-0	---	0	3	3	0	1-0	0	0	0	3	3.0	3
Aldrich	1-0	10	0-1	.000	0-0	---	0-0	---	0	4	4	3	1-0	0	2	0	0	0.0	0
Ayres	1-0	3	0-0	---	0-0	---	0-0	---	0	1	1	1	0-0	0	0	1	0	0.0	0
Pierce	2-1	21	0-8	.000	0-6	.000	0-0	---	0	1	1	2	1-0	0	1	0	0	0.0	0
Wilcox	1-0	3	0-3	.000	0-1	.000	0-0	---	0	0	0	0	0-0	0	0	0	0	0.0	0
CLIPPERS	2	480	75-172	.436	27-54	.500	23-31	.742	22	76	98	48	30-0	12	24	10	200	100.0	120
BULLS	2	480	71-180	.394	12-38	.316	22-27	.815	24	72	96	39	32-0	10	20	10	176	88.0	93

BULLS VS. CLIPPERS IN OVERTIME:

DATE	LOCATION	SCORE	W-L
01/18/69	Chicago	107-102	W
11/04/73	Toronto	101-95	W
03/11/83 (2 OT)	San Diego	123-130	L
01/03/89	Chicago	126-121	W
11/20/92	Los Angeles	118-120	L
02/04/93	Los Angeles	107-105	W
11/21/97 (2 OT)	Los Angeles	111-102	W
04/02/04	Chicago	114-110	W
12/17/08	Chicago	115-109	W
TOTALS	9 GAMES		7-2 (.778)



BULLS STREAKS:

Overall: 2-W
Home: 5-W
Road: 1-W

2016-17 MEETINGS:

11/20 @ L.A. Lakers
11/30 @ Chicago

CHICAGO VS. L.A. LAKERS 2015-16 SERIES: 2 GAMES, 2-0

DATE	SITE	BULLS	LAKERS	BULLS HI-SCORER	LAKERS HI-SCORER	BULLS HI-REBOUND	LAKERS HI-REBOUND
01/28	LAL	114	91	Butler-26	Clarkson-16	Gasol-12	Randle-18
02/21	CHI	126	115	Rose/Moore-24	Bryant/Randle-22	Gibson-8	Randle-12
TOTALS	2	240	206				
AVERAGE		120.0	103.0				

BULLS ALL-TIME VS. LAKERS: 62-86 (.419)

SEASON	HOME W-L	ROAD W-L	NEUTRAL W-L	SEASON	HOME W-L	ROAD W-L	NEUTRAL W-L
1966-67	3-1	3-2		1992-93	0-1	0-1	
1967-68	0-2	1-3	0-2	1993-94	0-1	1-0	
1968-69	2-2	1-2		1994-95	0-1	1-0	
1969-70	2-0	1-2	1-0	1995-96	1-0	1-0	
1970-71	2-1	0-3		1996-97	1-0	0-1	
1971-72	0-2	1-1		1997-98	1-0	0-1	
1972-73	1-2	0-3		1998-99	0-0	0-0	
1973-74	1-2	0-3		1999-00	0-1	0-1	
1974-75	1-1	2-0		2000-01	0-1	0-1	
1975-76	2-1	1-1		2001-02	1-0	1-0	
1976-77	2-0	1-1		2002-03	1-0	0-1	
1977-78	1-1	1-1		2003-04	0-1	0-1	
1978-79	0-2	1-1		2004-05	1-0	0-1	
1979-80	0-3	1-2		2005-06	0-1	1-0	
1980-81	0-1	1-0		2006-07	1-0	0-1	
1981-82	1-0	1-0		2007-08	0-1	0-1	
1982-83	0-1	0-1		2008-09	0-1	0-1	
1983-84	0-1	0-1		2009-10	0-1	0-1	
1984-85	0-1	1-0		2010-11	1-0	0-1	
1985-86	0-1	0-1		2011-12	0-0	1-0	
1986-87	0-1	0-1		2012-13	1-0	0-1	
1987-88	1-0	0-1		2013-14	1-0	1-0	
1988-89	1-0	1-0		2014-15	1-0	0-1	
1989-90	1-0	0-1		2015-16	1-0	1-0	
1990-91	1-0	0-1		TOTALS	34-37	27-47	1-2
1991-92	0-1	1-0					

Office: 555 N. Nash Street, El Segundo, CA 90245
Phone: (310) 426-6000
Home court: STAPLES Center (18,997 - opened in 1999)
President/Governor: Jeanie Buss
Executive Vice President, Basketball Operations / Alternate Governor: Jim Buss
General Manager: Mitch Kupchak
Head Coach: Luke Walton
Associate Head Coach: Brian Shaw
Assistant Coaches: Brian Keefe, Jesse Mermuys, Mark Madsen
Athletic Trainer: Marco Nuñez
Vice President, Public Relations: John Black
Senior Managers, Public Relations: Alison Bogli, Calder Hynes
Coordinator, Public Relations: Will Patterson
Assistant, Public Relations: Matt Fleer
Television: Spectrum SportsNet; Bill Macdonald, Stu Lantz
Spanish Television: Spectrum Deportes; Adrian Garcia Marquez, Francisco Pinto
Radio: ESPNLA Radio (710 AM); John Ireland, Mychal Thompson
Spanish Radio: ESPN Deportes (1330 AM); Fernando Gonzalez, Jose "Pepe" Mantilla
Team Colors: Purple and Gold
Division: Pacific



BIGGEST WIN/WORST LOSS:

	DATE	LOCATION	SCORE	MARGIN
Biggest Win:	02/18/75	Chicago	128-105	23
	01/29/16	Los Angeles	114-91	23
Worst Loss:	11/18/07	Los Angeles	78-106	28

LAST WIN/LOSS:

	DATE	LOCATION	SCORE
Last Win:	02/21/16	Chicago	126-115
Last Loss:	01/29/15	Los Angeles	118-123 (2 OT)

2015-16 SEASON SERIES (2-0) CHICAGO BULLS VS. L.A. LAKERS

PLAYER	G-S	MIN	FG-FGA	PCT	3FG-FGA	PCT	FT-FTA	PCT	OFF	DEF	TOT	AST	PF-DQ	STL	TO	BLK	PTS	AVG	HI
Butler	1-1	31	11-17	.647	1-2	.500	3-3	1.000	1	4	5	10	1-0	4	0	0	26	26.0	26
Gasol	2-2	68	16-32	.500	1-1	1.000	9-9	1.000	1	18	19	12	5-0	1	3	6	42	21.0	21
Rose	2-2	60	15-27	.556	0-3	.000	10-10	1.000	3	11	14	11	4-0	1	3	0	40	20.0	24
Dumleavy	1-1	25	4-6	.667	2-3	.667	7-7	1.000	1	0	1	2	3-0	0	0	0	17	17.0	17
Moore	2-2	78	13-23	.565	4-7	.571	2-2	1.000	3	3	6	2	1-0	3	2	2	32	16.0	24
McDermott	2-0	46	12-24	.500	6-10	.600	1-1	1.000	0	2	2	1	5-0	0	1	0	31	15.5	16
Portis	2-0	47	7-13	.538	3-3	1.000	4-4	1.000	4	10	14	4	7-0	2	2	0	21	10.5	17
Gibson	2-2	65	6-15	.400	0-0	—	2-4	.500	6	13	19	5	7-0	2	3	3	14	7.0	9
Brooks	2-0	36	3-13	.231	2-7	.286	0-0	—	0	5	5	10	3-0	1	2	1	8	4.0	6
Snell	2-0	14	3-3	1.000	0-0	—	0-0	—	0	1	1	0	1-0	0	1	0	6	3.0	6
Baird	1-0	4	1-1	1.000	0-0	—	0-0	—	0	2	2	1	2-0	0	1	0	2	2.0	2
Felicio	2-0	7	0-0	—	0-0	—	1-2	.500	1	0	1	1	1-0	0	0	0	1	0.5	1
BULLS	2	480	91-174	.523	19-36	.528	39-42	.929	20	69	89	59	40-0	14	19	12	240	120.0	126
LAKERS	2	480	75-178	.421	16-46	.348	40-56	.714	28	57	85	34	37-0	11	23	8	206	103.0	115

2015-16 SEASON SERIES (0-2) LOS ANGELES LAKERS VS. CHICAGO

PLAYER	G-S	MIN	FG-FGA	PCT	3FG-FGA	PCT	FT-FTA	PCT	OFF	DEF	TOT	AST	PF-DQ	STL	TO	BLK	PTS	AVG	HI
Clarkson	2-2	64	12-30	.400	4-8	.500	8-11	.727	6	7	13	8	4-0	1	3	0	36	18.0	20
Randle	2-2	59	14-27	.519	0-1	.000	8-9	.889	4	16	20	1	6-0	1	3	1	36	18.0	22
Bryant	2-2	53	12-33	.364	3-14	.214	5-7	.714	2	6	8	4	3-0	2	2	0	32	16.0	22
Williams	1-0	25	3-6	.500	1-2	.500	4-7	.571	0	2	2	1	0-0	1	1	0	11	11.0	11
Bass	2-0	49	6-10	.600	0-0	—	7-8	.875	5	6	11	4	3-0	1	1	4	19	9.5	13
Russell	2-1	58	7-20	.350	3-6	.500	1-2	.500	1	5	6	10	3-0	2	5	0	18	9.0	15
Young	2-0	49	6-16	.375	4-10	.400	1-2	.500	2	2	4	0	3-0	0	3	0	17	8.5	14
A. Brown	1-1	35	3-9	.333	1-4	.250	0-0	—	0	3	3	1	1-0	1	1	0	7	7.0	7
Hibbert	2-2	40	6-12	.500	0-0	—	0-0	—	2	2	4	1	8-0	0	1	2	12	6.0	6
Kelly	1-0	5	2-2	1.000	0-0	—	2-4	.500	1	2	3	0	0-0	0	0	0	6	6.0	6
Nance	2-0	34	4-9	.444	0-0	—	2-4	.500	4	5	9	1	4-0	1	1	1	10	5.0	7
Black	1-0	5	0-2	.000	0-0	—	2-2	1.000	0	0	0	0	2-0	1	0	0	2	2.0	2
Huertas	1-0	5	0-2	.000	0-1	.000	0-0	—	1	1	2	3	0-0	0	0	0	0	0.0	0
LAKERS	2	480	75-178	.421	16-46	.348	40-56	.714	28	57	85	34	37-0	11	23	8	206	103.0	115
BULLS	2	480	91-174	.523	19-36	.528	39-42	.929	20	69	89	59	40-0	14	19	12	240	120.0	126

BULLS VS. LAKERS IN OVERTIME:

DATE	LOCATION	SCORE	W-L
11/05/68	Chicago	109-112	L
11/30/69	Los Angeles	116-114	W
01/10/70	Chicago	116-112	W
02/27/72	Los Angeles	118-123	L
12/12/72	Chicago	105-106	L
12/17/96	Chicago	129-123	W
01/12/02	Chicago	106-104	W
01/20/14	Chicago	102-100	W
01/29/15	Los Angeles	118-123 (2 OT)	L
TOTALS		9 GAMES	5-4 (.556)



Office: 191 Beale Street, Memphis, TN 38103
Phone: (901) 205-1234
Home Court: FedExForum (18,119 – opened in 2004)
Controlling Owner: Robert Pera
Director: Joseph Abadi
General Manager: Chris Wallace
Vice President of Basketball Operations: John Hollinger
Head Coach: David Fizdale
Associate Head Coach: J.B. Bickerstaff
Assistant Coaches: Keith Smart, Bob Bender, Nick Van Exel, Adam Mazarei
Head Athletic Trainer: Jim Scholler
Director of Communications and Publications: Jason Wallace
Manager of Communications and Publications: Ross Wooden
Senior Coordinator of Communications and Publications: Kerri Harper
Radio: (ESPN 92.9 FM/680 AM) - Eric Hasseltine, Hank McDowell, Elliot Perry
Television: FOX Sports Southeast - Pete Pranic, Brevin Knight, Sean Tuohy, Rob Fischer, Chris Vernon
Team Colors: Memphis Midnight, Beale Street Blue, Smoke Blue and Grizzlies Gold
Division: Southwest

BULLS STREAKS:

Overall: 1-L
Home: 1-W
Road: 1-L

2016-17 MEETINGS:

01/15 @ Memphis
03/15 @ Chicago

CHICAGO VS. MEMPHIS 2015-16 SERIES: 2 GAMES, 1-1

DATE	SITE	BULLS	GRIZZLIES	BULLS HI-SCORER	GRIZZLIES HI-SCORER	BULLS HI-REBOUND	GRIZZLIES HI-REBOUND
12/16	CHI	98	85	Butler-24	Lee-18	Gasol-14	Randolph-11
04/05	MEM	92	108	Mirotic-20	Randolph-27	Gasol-10	Randolph-10
TOTALS	2	190	193				
AVERAGE		95.0	96.5				

BULLS ALL-TIME VS. GRIZZLIES: 22-19 (.537)

SEASON	HOME W-L	ROAD W-L	NEUTRAL W-L
(Vancouver)			
1995-96	1-0	1-0	
1996-97	1-0	1-0	
1997-98	1-0	1-0	
1998-99	1-0	0-0	
1999-00	0-1	0-1	
2000-01	1-0	0-1	
(Memphis)			
2001-02	1-0	0-1	
2002-03	1-0	0-1	
2003-04	0-1	0-1	
2004-05	1-0	1-0	
2005-06	1-0	0-1	
2006-07	1-0	0-1	
2007-08	1-0	0-1	
2008-09	1-0	0-1	
2009-10	0-1	0-1	
2010-11	1-0	1-0	
2011-12	1-0	0-1	
2012-13	0-1	0-1	
2013-14	0-1	0-1	
2014-15	0-1	1-0	
2015-16	1-0	0-1	
TOTALS	15-5	7-14	0-0



BIGGEST WIN/WORST LOSS:

	DATE	LOCATION	SCORE	MARGIN
Biggest Win:	01/13/07	Chicago	111-86	45
Worst Loss:	03/12/03	Memphis	95-124	29

LAST WIN/LOSS:

	DATE	LOCATION	SCORE
Last Win:	12/16/15	Chicago	98-95
Last Loss:	04/05/16	Memphis	92-108

2015-16 SEASON SERIES (1-1) CHICAGO BULLS VS. MEMPHIS

PLAYER	G-GS	MIN	FG-FGA	PCT	3FG-FGA	PCT	FT-FTA	PCT	OFF	DEF	TOT	AST	PF-DQ	STL	TO	BLK	PTS	AVG	HI
Rose	2-2	68	14-34	.412	0-6	.000	3-5	.600	2	5	7	13	2-0	2	8	0	31	15.5	19
Butler	2-2	74	12-30	.400	1-8	.125	4-5	.800	3	5	8	6	1-0	2	3	1	29	14.5	24
Gasol	2-2	69	10-19	.526	0-1	.000	7-10	.700	2	22	24	4	3-0	1	5	6	27	13.5	17
McDermott	2-0	47	9-17	.529	5-10	.500	1-1	1.000	0	2	2	1	6-0	1	3	1	24	12.0	17
Portis	1-1	19	5-11	.455	0-1	.000	2-2	1.000	6	1	7	1	2-0	0	0	2	12	12.0	12
Mirnic	2-0	44	7-11	.636	7-11	.636	2-2	1.000	2	8	10	5	5-0	3	2	1	23	11.5	20
Holiday (TOT)	1-0	17	3-7	.429	2-3	.667	1-1	1.000	0	1	1	1	0-0	0	2	1	9	9.0	9
Holiday (CHI)	1-0	17	3-7	.429	2-3	.667	1-1	1.000	0	1	1	1	0-0	0	2	1	9	9.0	9
Gibson	1-1	19	3-6	.500	0-0	---	2-2	1.000	3	3	6	1	1-0	1	1	0	8	8.0	8
Brooks	2-0	29	3-12	.250	3-8	.375	1-2	.500	2	1	3	5	4-0	0	5	1	10	5.0	7
Dunleavy	1-1	19	2-5	.400	1-3	.333	0-0	---	0	1	1	0	4-0	1	0	2	5	5.0	5
Hinrich	1-0	11	2-3	.667	1-1	1.000	0-0	---	0	1	1	2	2-0	0	1	0	5	5.0	5
Noah	1-0	29	1-4	.250	0-0	---	1-4	.250	2	4	6	5	4-0	0	2	1	3	3.0	3
Felicio	1-0	14	0-0	---	0-0	---	2-4	.500	0	5	5	0	3-0	0	1	1	2	2.0	2
Snell	1-1	22	1-4	.250	0-1	.000	0-0	---	0	6	6	0	0-0	0	1	0	2	2.0	2
BULLS	2	480	72-163	.442	20-53	.377	26-38	.684	22	65	87	44	37-0	11	35	17	190	95.0	98
GRIZZLIES	2	480	71-163	.436	12-38	.316	39-54	.722	17	66	83	45	35-0	19	28	6	193	96.5	108

2015-16 SEASON SERIES (1-1) MEMPHIS GRIZZLIES VS. CHICAGO

PLAYER	G-GS	MIN	FG-FGA	PCT	3FG-FGA	PCT	FT-FTA	PCT	OFF	DEF	TOT	AST	PF-DQ	STL	TO	BLK	PTS	AVG	HI
Randolph	2-1	65	14-28	.500	0-1	.000	9-10	.900	5	16	21	9	5-0	2	3	0	37	18.5	27
Lee	1-1	37	8-11	.727	2-2	1.000	0-0	---	0	7	7	6	2-0	2	1	0	18	18.0	18
V. Carter	1-0	25	7-15	.467	2-4	.500	1-1	1.000	2	3	5	4	1-0	2	1	1	17	17.0	17
Farmar	1-1	31	6-12	.500	1-4	.250	2-2	1.000	1	1	2	4	0-0	1	2	0	15	15.0	15
Barnes	2-2	63	6-17	.353	2-10	.200	9-10	.900	0	8	8	2	6-0	1	2	1	23	11.5	16
Je. Green	1-1	33	4-12	.333	1-3	.333	2-4	.500	0	1	1	2	1-0	1	0	1	11	11.0	11
Ja. Green	2-0	38	6-16	.375	0-2	.000	7-10	.700	4	3	7	1	4-0	4	4	0	19	9.5	11
Chalmers (TOT)	1-0	27	2-5	.400	0-1	.000	4-8	.500	0	3	3	4	3-0	0	2	1	8	8.0	8
Chalmers (MEM)	1-0	27	2-5	.400	0-1	.000	4-8	.500	0	3	3	4	3-0	0	2	1	8	8.0	8
Conley	1-1	34	3-14	.214	1-8	.125	1-2	.500	1	6	7	2	2-0	1	1	1	8	8.0	8
Gasol	1-1	34	4-10	.400	0-0	---	0-0	---	2	5	7	7	4-0	0	3	0	8	8.0	8
Munford	1-0	18	3-7	.429	2-2	1.000	0-0	---	0	3	3	0	1-0	0	2	0	8	8.0	8
Marlin	1-0	14	3-3	1.000	0-0	---	1-1	1.000	0	0	0	1	2-0	0	0	0	7	7.0	7
Allen	1-1	30	3-10	.300	0-0	---	0-2	.000	1	8	9	1	2-0	4	2	0	6	6.0	6
Hairston (TOT)	3-3	54	5-12	.417	4-10	.400	2-2	1.000	0	6	6	0	6-0	1	1	0	16	5.3	10
Andersen (TOT)	1-1	22	1-1	1.000	0-0	---	2-2	1.000	0	1	1	1	2-0	1	0	0	4	4.0	4
Andersen (MEM)	1-1	22	1-1	1.000	0-0	---	2-2	1.000	0	1	1	1	2-0	1	0	0	4	4.0	4
Ennis	1-0	9	1-2	.500	1-1	1.000	1-2	.500	1	1	2	1	0-0	0	1	1	4	4.0	4
Stephenson (TOT)	2-0	27	3-7	.429	1-3	.333	0-0	---	1	8	9	5	4-0	2	2	0	7	3.5	5
Cotton (TOT)	1-0	0	0-0	---	0-0	---	0-0	---	0	0	0	0	0-0	0	0	0	0.0	0	0
Cotton (MEM)	1-0	0	0-0	---	0-0	---	0-0	---	0	0	0	0	0-0	0	0	0	0.0	0	0
Hollins (TOT)	1-0	0	0-0	---	0-0	---	0-0	---	0	0	0	0	0-0	0	0	0	0.0	0	0
Hollins (MEM)	1-0	0	0-0	---	0-0	---	0-0	---	0	0	0	0	0-0	0	0	0	0.0	0	0
GRIZZLIES	2	480	71-163	.436	12-38	.316	39-54	.722	17	66	83	45	35-0	19	28	6	193	96.5	108
BULLS	2	480	72-163	.442	20-53	.377	26-38	.684	22	65	87	44	37-0	11	35	17	190	95.0	98

BULLS VS. GRIZZLIES IN OVERTIME:

DATE	LOCATION	SCORE	W-L
01/19/13	Chicago	82-85	L
TOTALS	1 GAME		0-1 (0.00)



Office: 601 Biscayne Blvd., Miami, FL 33132
Phone: (786) 777-HEAT
Home Court: American Airlines Arena (19,600 - opened in 2000)
Managing General Partner: Micky Arison
Chief Executive Officer: Nick Arison
President: Pat Riley
Senior Vice President, Basketball Operations/General Manager: Andy Elisburg
Vice President, Player Personnel: Chet Kammerer
Vice President, Player Programs: Alonzo Mourning
Assistant General Manager/General Manager Sioux Falls Skyforce: Adam Simon
Head Coach: Erik Spoelstra
Assistant Coaches: Dan Craig, Juwan Howard
Assistant Coach/Director of Player Development: Chris Quinn
Assistant Coach/Player Development: Octavio de la Grana
Head Athletic Trainer: Jay Sabol
Vice President, Sports Media Relations: Tim Donovan
Senior Director, Sports Media Relations: Rob Wilson
Director of Sports Media Relations: Michael Lissack
Radio: 790 The Ticket (AM 790/FM 104.3 HD-2) - Mike Inglis, John Crotty, Ron Rothstein
Spanish Radio: WAQI (710 AM) - José Pañeda, Joe Pujala
Television: FOX Sports Sun - Eric Reid, Tony Fiorentino, Jason Jackson
Colors: Red, Yellow, Black and White
Division: Southeast

BULLS STREAKS:

Overall: 4-L
 Home: 3-L
 Road: 2-L

2016-17 MEETINGS:

11/10 @ Miami
 12/10 @ Chicago
 01/27 @ Chicago

CHICAGO VS. MIAMI 2015-16 SERIES: 4 GAMES, 0-4

DATE	SITE	BULLS	HEAT	BULLS HI-SCORER	HEAT HI-SCORER	BULLS HI-REBOUND	HEAT HI-REBOUND
01/25	CHI	84	89	Gasol-19	Wade-28	Gasol-17	Stoudemire-10
03/01	MIA	111	129	Rose-17	Whiteside-26	Gasol-9	Whiteside-14
03/11	CHI	96	118	Gasol-17	Dragic-26	Gasol-12	Whiteside-16
04/07	MIA	98	106	Burter-25	Wade-21	Gasol-12	Whiteside/Dragic-12
TOTALS	4	389	442				
AVERAGE		97.3	110.5				

BULLS ALL-TIME VS. HEAT: 55-48 (.534)

SEASON	HOME W-L	ROAD W-L	NEUTRAL W-L	SEASON	HOME W-L	ROAD W-L	NEUTRAL W-L
1988-89	1-0	1-0		2003-04	0-2	0-2	
1989-90	2-0	2-0		2004-05	1-1	0-2	
1990-91	2-0	2-0		2005-06	0-2	1-0	
1991-92	2-0	2-0		2006-07	2-0	1-1	
1992-93	2-0	1-1		2007-08	1-0	1-1	
1993-94	0-2	2-0		2008-09	1-1	0-2	
1994-95	2-0	1-1		2009-10	1-1	0-2	
1995-96	2-0	1-1		2010-11	2-0	1-0	
1996-97	1-1	1-1		2011-12	2-0	0-2	
1997-98	2-0	0-1		2012-13	1-1	1-1	
1998-99	0-1	1-1		2013-14	2-0	0-2	
1999-00	1-1	1-1		2014-15	0-1	2-0	
2000-01	1-1	0-2		2015-16	0-2	0-2	
2001-02	1-1	0-2		TOTALS	33-18	22-30	0-0
2002-03	1-0	0-2					



BIGGEST WIN/WORST LOSS:

	DATE	LOCATION	SCORE	MARGIN
Biggest Win:	12/30/94	Chicago	133-88	45
Worst Loss:	04/10/99	Chicago	49-82	33
	03/07/07	Miami	70-103	33

LAST WIN/LOSS:

	DATE	LOCATION	SCORE
Last Win:	04/09/15	Miami	89-78
Last Loss:	04/07/16	Miami	98-106

2015-16 SEASON SERIES (0-4) CHICAGO BULLS VS. MIAMI

PLAYER	G-GS	MIN	FG-FGA	PCT	3FG-FGA	PCT	FT-FTA	PCT	OFF	DEF	TOT	AST	PF-PQ	STL	TO	BLK	PTS	AVG	HI
Butler	2-2	80	12-32	.375	2-5	.400	12-12	1.000	1	6	7	10	2-0	0	6	1	38	19.0	25
Gasol	4-4	130	29-54	.537	3-6	.500	11-14	.786	11	39	50	19	5-0	0	11	9	72	18.0	21
Brooks	3-0	75	14-39	.359	6-15	.400	6-8	.750	0	5	5	10	6-0	3	2	0	40	13.3	16
Rose	3-3	73	15-33	.455	1-1	1.000	7-11	.636	1	2	3	7	0-0	3	5	0	38	12.7	17
Gibson	3-3	78	12-19	.632	0-0	—	7-10	.700	5	11	16	3	5-0	2	6	1	31	10.3	13
Holiday (TOT)	4-1	98	15-36	.417	4-13	.308	3-3	1.000	2	7	9	8	4-0	5	4	5	37	9.3	14
Holiday (CHI)	3-1	85	12-29	.414	3-8	.375	3-3	1.000	2	5	7	7	3-0	4	3	5	30	10.0	14
McDermott	4-0	100	14-36	.389	4-12	.333	2-2	1.000	2	5	7	3	5-0	2	5	0	34	8.5	11
Miročić	3-1	68	9-21	.429	1-6	.167	6-7	.857	3	9	12	4	8-1	5	4	1	25	8.3	15
Moore	2-2	46	6-14	.429	2-6	.333	0-0	—	0	4	4	7	5-0	2	3	1	14	7.0	8
Dunleavy	3-3	73	7-13	.538	3-7	.429	3-3	1.000	1	7	8	3	4-0	1	2	0	20	6.7	10
Portis	4-0	72	11-22	.500	1-3	.333	1-2	.500	10	13	23	4	12-0	5	1	0	24	6.0	11
Snell	3-1	53	5-17	.294	1-7	.143	2-2	1.000	0	4	4	4	9-0	1	3	0	13	4.3	6
Felicio	3-0	25	3-8	.375	0-0	—	3-5	.600	3	8	11	2	2-0	0	1	0	9	3.0	8
Bairdow	1-0	1	0-0	—	0-0	—	1-2	.500	0	1	1	0	0-0	0	0	0	1	1.0	1
BULLS	4	960	149-337	.442	27-76	.355	64-81	.790	39	119	158	83	66-1	28	55	18	389	97.3	111
HEAT	4	960	180-341	.528	23-58	.397	59-79	.747	34	140	174	95	71-1	34	45	22	442	110.5	129

2015-16 SEASON SERIES (4-0) MIAMI HEAT VS. CHICAGO

PLAYER	G-GS	MIN	FG-FGA	PCT	3FG-FGA	PCT	FT-FTA	PCT	OFF	DEF	TOT	AST	PF-PQ	STL	TO	BLK	PTS	AVG	HI
Dragic	3-3	96	25-46	.543	1-7	.143	8-10	.800	4	15	19	24	4-0	3	5	2	59	19.7	26
Wade	4-4	132	30-67	.448	0-0	—	16-21	.762	5	16	21	21	8-0	2	12	4	76	19.0	28
Whiteside	3-0	91	19-35	.543	0-0	—	17-20	.850	9	33	42	3	7-1	2	1	8	55	18.3	26
Bosh	1-1	36	8-16	.500	1-4	.250	1-4	.250	1	6	7	3	3-0	1	0	0	18	18.0	18
J. Johnson (TOT)	5-5	166	31-63	.492	9-18	.500	7-9	.778	7	17	24	18	12-0	8	6	1	78	15.6	24
J. Johnson (MIA)	3-3	96	22-33	.667	7-10	.700	5-6	.833	3	8	11	10	6-0	5	6	1	56	18.7	24
Deng	4-4	133	25-44	.568	7-12	.583	4-6	.667	3	13	16	7	10-0	6	5	1	61	15.3	20
Richardson	3-0	91	17-28	.607	6-12	.500	2-3	.667	1	6	7	7	10-0	3	0	0	42	14.0	22
Stroudemire	4-4	71	14-21	.667	0-0	—	3-4	.750	4	13	17	3	6-0	4	3	6	31	7.8	10
Winslow	4-0	123	12-25	.480	0-4	.000	2-4	.500	4	19	23	8	10-0	6	5	0	26	6.5	8
T. Johnson	1-0	27	3-5	.600	0-1	.000	0-0	—	0	3	3	3	1-0	0	3	0	6	6.0	6
Green	2-0	28	4-13	.308	0-5	.000	1-1	1.000	0	3	3	2	2-0	0	1	0	9	4.5	9
Udrih (TOT)	1-1	21	1-6	.167	1-2	.500	0-0	—	0	2	2	1	2-0	2	3	0	3	3.0	3
Udrih (MIA)	1-1	21	1-6	.167	1-2	.500	0-0	—	0	2	2	1	2-0	2	3	0	3	3.0	3
Haslem	3-0	12	0-1	.000	0-0	—	0-0	—	0	3	3	1	1-0	0	0	0	0.0	0.0	0
McRoberts	1-0	3	0-1	.000	0-1	.000	0-0	—	0	0	0	2	1-0	0	0	0	0	0.0	0
HEAT	4	960	180-341	.528	23-58	.397	59-79	.747	34	140	174	95	71-1	34	45	22	442	110.5	129
BULLS	4	960	149-337	.442	27-76	.355	64-81	.790	39	119	158	83	66-1	28	55	18	389	97.3	111

BULLS VS. HEAT IN OVERTIME:

DATE	LOCATION	SCORE	W-L
01/18/00	Miami	92-85	W
01/18/03	Miami	101-102	L
02/22/05	Chicago	105-101	W
03/09/09	Miami	127-130	L
04/12/12	Chicago	96-86	W
03/09/14	Chicago	95-88	W
TOTALS	6 GAMES		4-2 (.667)



Office: 1001 North Fourth Street, Milwaukee, WI 53203
Phone: (414) 227-0500
Home Court: BMO Harris Bradley Center (18,717 - opened in 1988)
Owners: Wes Edens, Marc Lasry and Jamie Dinan
General Manager: John Hammond
Assistant General Manager: Justin Zanik
Head Coach: Jason Kidd
Assistant Coaches: Joe Prunty, Eric Hughes, Greg Foster, Sean Sweeney, Stacey Augmon
Director of Performance: Troy Flanagan
Director of Medical Services: Michael Snelling
Athletic Trainer: Scott Faust
Vice President of Public Relations: Dan Smyczek
Director of Communications: Mark Rosenberg
Public Relations Coordinator: Erika Johnson
Radio: 620 WTMJ – Ted Davis, Dennis Krause (analyst for home games)
Television: FOX Sports Wisconsin – Jim Paschke, Gus Johnson, Marques Johnson, Jon McGlocklin
Team Colors: Good Land Green, Cream City Cream, Great Lakes Blue, Bucks Black
Division: Central

BULLS STREAKS:

Overall: 2-W
Home: 5-W
Road: 1-W

2016-17 MEETINGS:

12/15 @ Milwaukee
12/16 @ Chicago
12/31 @ Chicago
03/26 @ Milwaukee

CHICAGO VS. MILWAUKEE 2015-16 SERIES: 4 GAMES, 3-1

DATE	SITE	BULLS	BUCKS	BUCKS HI-SCORER	BUCKS HI-SCORER	BULLS HI-REBOUND	BUCKS HI-REBOUND
01/05	CHI	117	106	Burlier-32	Middleton-26	Gibson-14	Monroe-12
01/12	MIL	101	106	Burlier-30	Anetokounmpo-30	Gasol-14	Monroe-12
03/07	CHI	100	90	Rose-22	Bayless-20	Gasol-17	Monroe-14
04/03	MIL	102	98	Burlier-25	Anetokounmpo-34	Gasol-8	Parker-11
TOTALS	4	420	400				
AVERAGE		105.0	100.0				

BULLS ALL-TIME VS. BUCKS: 128-108 (.542)

SEASON	HOME W-L	ROAD W-L	NEUTRAL W-L	SEASON	HOME W-L	ROAD W-L	NEUTRAL W-L
1968-69	2-1	3-0		1993-94	2-0	2-0	
1969-70	2-1	1-1	1-0	1994-95	1-1	0-3	
1970-71	1-2	0-2	0-1	1995-96	2-0	2-0	
1971-72	2-1	0-3		1996-97	2-0	2-0	
1972-73	2-1	0-3		1997-98	2-0	2-0	
1973-74	1-2	2-1		1998-99	1-1	0-2	
1974-75	2-2	1-3		1999-00	1-1	0-2	
1975-76	1-2	2-2		2000-01	0-2	0-2	
1976-77	2-0	1-1		2001-02	2-0	0-2	
1977-78	1-1	0-2		2002-03	2-0	0-2	
1978-79	1-1	0-2		2003-04	1-1	0-2	
1979-80	1-2	0-3		2004-05	2-0	2-0	
1980-81	2-1	1-2		2005-06	1-1	1-1	
1981-82	0-3	1-2		2006-07	2-0	2-0	
1982-83	0-3	1-2		2007-08	2-0	1-1	
1983-84	1-2	1-2		2008-09	2-0	1-1	
1984-85	3-0	0-3		2009-10	1-1	0-2	
1985-86	1-2	0-3		2010-11	2-0	2-0	
1986-87	2-1	2-1		2011-12	2-0	2-0	
1987-88	2-1	3-0		2012-13	0-2	2-0	
1988-89	3-0	3-0		2013-14	1-1	2-0	
1989-90	2-0	2-1		2014-15	2-0	1-1	
1990-91	3-0	1-1		2015-16	2-0	1-1	
1991-92	2-0	1-2		TOTALS	77-40	50-67	1-1
1992-93	3-0	1-1					



BIGGEST WIN/WORST LOSS:

	DATE	LOCATION	SCORE	MARGIN
Biggest Win:	04/11/76	Milwaukee	111-77	34
Worst Loss:	01/02/01	Chicago	70-104	34

LAST WIN/LOSS:

	DATE	LOCATION	SCORE
Last Win:	04/03/16	Milwaukee	102-98
Last Loss:	01/12/16	Milwaukee	101-106

2015-16 SEASON SERIES (3-1) CHICAGO BULLS VS. MILWAUKEE

PLAYER	G-GS	MIN	FG-FGA	PCT	3FG-FGA	PCT	FT-FTA	PCT	OFF	DEF	TOT	AST	PF-Q	STL	TO	BLK	PTS	AVG	HI
Butler	3-3	118	30-53	.568	5-12	.417	22-24	.917	3	12	15	24	2-0	2	8	2	87	29.0	32
Gasol	4-4	140	25-51	.490	4-8	.500	10-13	.769	6	44	50	31	10-0	4	9	14	64	16.0	26
Miročić	4-2	115	21-47	.447	9-26	.346	13-14	.929	3	20	23	7	10-0	2	7	5	64	16.0	19
Rose	3-3	96	20-44	.455	3-13	.231	4-4	1.000	2	1	3	16	4-0	2	14	0	47	15.7	22
Dunleavy	2-2	53	9-13	.692	6-10	.600	3-6	.500	0	5	5	2	6-0	1	1	1	27	13.5	18
Snell	2-0	49	11-18	.611	3-8	.375	0-0	—	1	7	8	2	6-0	1	3	0	25	12.5	17
Moore	2-2	63	9-18	.500	2-5	.400	2-2	1.000	0	3	3	10	5-0	3	1	0	22	11.0	16
Gibson	3-3	101	13-19	.684	0-0	—	3-4	.750	11	22	33	4	5-0	2	5	9	29	9.7	12
Brooks	3-0	40	6-12	.500	2-6	.333	2-3	.667	0	2	2	4	5-0	1	3	0	16	5.3	9
Felicio	1-0	14	1-5	.200	0-0	—	2-2	1.000	4	1	5	1	1-0	1	2	0	4	4.0	4
Noah	1-0	15	1-3	.333	0-0	—	1-2	.500	4	3	7	2	3-0	0	0	0	3	3.0	3
Portis	4-1	43	4-8	.500	0-2	.000	4-4	1.000	2	8	10	1	5-0	1	2	1	12	3.0	8
McDermott	4-0	46	5-15	.333	0-4	.000	1-1	1.000	1	5	6	0	4-0	0	0	0	11	2.8	7
Holiday (TOT)	3-0	42	3-10	.300	0-3	.000	1-2	.500	2	4	6	5	2-0	3	5	1	7	2.3	5
Holiday (CHI)	2-0	42	3-10	.300	0-3	.000	1-2	.500	2	4	6	5	2-0	3	5	1	7	3.5	5
Hinrich	2-0	25	1-4	.250	0-2	.000	0-0	—	0	4	4	5	2-0	0	1	0	2	1.0	2
BULLS	4	960	159-320	.497	34-99	.343	68-91	.840	39	141	180	114	70-0	23	62	33	420	105.0	117
BUCKS	4	960	165-371	.445	18-54	.333	52-79	.658	64	111	175	108	74-0	33	41	24	400	100.0	106

2015-16 SEASON SERIES (1-3) MILWAUKEE BUCKS VS. CHICAGO

PLAYER	G-GS	MIN	FG-FGA	PCT	3FG-FGA	PCT	FT-FTA	PCT	OFF	DEF	TOT	AST	PF-Q	STL	TO	BLK	PTS	AVG	HI
Antetokounmpo	4-4	147	37-66	.561	1-5	.200	18-28	.643	5	22	27	26	12-0	9	7	4	93	23.3	34
Bayless	1-0	38	7-15	.467	5-8	.625	1-2	.500	1	1	2	4	1-0	1	0	0	20	20.0	20
Middleton	3-3	122	23-58	.397	8-21	.381	6-7	.857	4	11	15	19	10-0	3	8	2	60	20.0	26
Parker	4-4	144	29-64	.453	0-2	.000	11-15	.733	13	19	32	4	12-0	5	6	1	69	17.3	24
Carter-Williams	2-2	74	13-27	.481	1-1	1.000	4-6	.667	0	7	7	18	4-0	5	2	0	31	15.5	20
Monroe	4-3	118	21-56	.375	0-0	—	10-13	.769	20	23	43	10	8-0	2	5	3	52	13.0	17
Plumlee	2-1	44	8-16	.500	0-0	—	1-4	.250	10	5	15	0	2-0	0	0	1	17	8.5	11
Ennis	1-0	31	3-7	.429	0-1	.000	1-1	1.000	0	4	4	8	3-0	2	4	0	7	7.0	7
Henson	3-0	50	7-15	.467	0-0	—	0-2	.000	5	3	8	4	7-0	0	3	8	14	4.7	8
Mayo	3-1	72	6-22	.273	1-9	.111	0-1	.000	1	5	6	9	5-0	1	4	1	13	4.3	6
Vaughn	4-1	61	6-14	.429	2-6	.333	0-0	—	0	5	5	3	4-0	2	0	3	14	3.5	7
O'Bryant	3-0	44	5-8	.625	0-0	—	0-0	—	5	5	10	1	6-0	2	0	1	10	3.3	6
Cunningham (TOT)-0	3	0-2	.000	0-0	—	0-0	—	—	0	0	0	0	0-0	0	0	0	0.0	0.0	0
Inglis	1-1	9	0-1	.000	0-0	—	0-0	—	0	1	1	1	0-0	1	1	0	0	0.0	0
Vasquez	1-0	6	0-2	.000	0-1	.000	0-0	—	0	0	0	1	0-0	0	0	0	0	0.0	0
BUCKS	4	960	165-371	.445	18-54	.333	52-79	.658	64	111	175	108	74-0	33	41	24	400	100.0	106
BULLS	4	960	159-320	.497	34-99	.343	68-91	.840	39	141	180	114	70-0	23	62	33	420	105.0	117

BULLS VS. BUCKS IN OVERTIME:

DATE	LOCATION	SCORE	W-L
01/17/70	Milwaukee	132-130	W
03/09/71	Chicago	110-103	W
03/16/73	Chicago	91-93	L
11/30/74	Milwaukee	99-101	L
02/24/78	Milwaukee	109-112	L
11/03/79	Chicago	134-136	L
01/15/83 (2 OT)	Chicago	126-128	L
03/17/85	Chicago	119-117	W
03/15/86	Chicago	116-125	L
03/03/01 (2 OT)	Milwaukee	122-126	L
01/10/03	Milwaukee	85-93	L
04/05/03	Chicago	117-115	W
03/04/07	Milwaukee	126-121	W
TOTALS	13 GAMES		5-8 (.385)



FRONT OFFICE

BASKETBALL OPS.

PLAYERS

THE NBA

OPPONENTS

2015-16 SEASON

RECORDS

PLAYOFFS

HISTORY

COMMUNITY

MEDIA



Office: 600 First Avenue North, Minneapolis, MN 55403
Phone: (612) 673-1600
Home Court: Target Center (19,356 – opened in 1990)
Owner: Glen Taylor
Chief Executive Officer: Ethan Casson
President: Chris Wright
President of Basketball Operations/Head Coach: Tom Thibodeau
General Manager: Scott Layden
Assistant General Manager: Noah Groom
Assistant Coaches: Andy Greer, Ryan Saunders, Rick Brunson
Director of Medical Operations/Head Athletic Trainer: Gregg Farnam
Vice President of Communications: Brad Rutter
Sr. Public Relations Manager: Aaron Seehusen
Communications Manager: Dan Bell
Public Relations Coordinator: Alex King
Radio: WCCO- AM 830 – Alan Horton
Television: FOX Sports North – Dave Benz, Jim Petersen
Team Colors: Green, Blue and Silver
Division: Northwest

BULLS STREAKS:

Overall: 2-L
Home: 1-L
Road: 1-L

2016-17 MEETINGS:

12/13 @ Chicago
02/12 @ Minnesota

CHICAGO VS. MINNESOTA 2015-16 SERIES: 2 GAMES, 0-2

DATE	SITE	BULLS	T-WOLVES	BULLS HI-SCORER	T-WOLVES HI-SCORER	BULLS HI-REBOUND	T-WOLVES HI-REBOUND
11/07	CHI	93	102 (OT)	Gasol-21	Wiggins-31	Gasol-14	Towns-13
02/06	MIN	105	112	Gasol-25	Towns-26	Gasol/Gibson-8	Towns-17
TOTALS	2	198	214				
AVERAGE		99.0	107.0				

BULLS ALL-TIME VS. TIMBERWOLVES: 31-20 (.608)

SEASON	HOME W-L	ROAD W-L	NEUTRAL W-L	SEASON	HOME W-L	ROAD W-L	NEUTRAL W-L
1989-90	1-0	1-0		2004-05	1-0	1-0	
1990-91	1-0	1-0		2005-06	1-0	0-1	
1991-92	1-0	1-0		2006-07	0-1	0-1	
1992-93	1-0	1-0		2007-08	1-0	0-1	
1993-94	1-0	1-0		2008-09	0-1	0-1	
1994-95	1-0	1-0		2009-10	1-0	1-0	
1995-96	1-0	1-0		2010-11	1-0	1-0	
1996-97	1-0	1-0		2011-12	0-0	1-0	
1997-98	1-0	0-1		2012-13	1-0	1-0	
1998-99	0-0	0-0		2013-14	0-1	1-0	
1999-00	0-1	0-1		2014-15	1-0	1-0	
2000-01	0-1	0-1		2015-16	0-1	0-1	
2001-02	0-1	0-1		TOTALS	16-9	15-11	0-0
2002-03	0-1	0-1					
2003-04	0-1	0-1					



BIGGEST WIN/WORST LOSS:

	DATE	LOCATION	SCORE	MARGIN
Biggest Win:	03/12/91	Chicago	131-99	32
Worst Loss:	11/08/01	Minnesota	127-74	53

LAST WIN/LOSS:

	DATE	LOCATION	SCORE
Last Win:	02/27/15	Chicago	102-87
Last Loss:	02/06/16	Minnesota	105-112

2015-16 SEASON SERIES (0-2) CHICAGO BULLS VS. MINNESOTA

PLAYER	G-GS	MIN	FG-FGA	PCT	3FG-FGA	PCT	FT-FTA	PCT	OFF	DEF	TOT	AST	PF-DQ	STL	TO	BLK	PTS	AVG	HI
Gasol	2-2	73	16-35	.457	2-4	.500	12-13	.923	4	18	22	5	4-0	3	2	3	46	23.0	25
Portis	1-0	28	7-9	.778	0-0	---	1-1	1.000	1	2	3	0	3-0	1	0	1	15	15.0	15
Rose	2-2	71	9-33	.273	1-7	.143	10-12	.833	3	5	8	15	4-0	2	8	0	29	14.5	18
Butler	1-1	41	4-15	.267	0-7	.000	3-6	.500	0	8	8	2	5-0	1	5	2	11	11.0	11
Moore	2-1	53	9-17	.529	4-7	.571	0-0	---	0	2	2	8	2-0	0	0	0	22	11.0	17
McDermott	2-1	47	7-13	.538	3-7	.429	2-2	1.000	0	5	5	0	3-0	0	0	0	19	9.5	11
Hinrich	1-0	17	3-6	.500	2-3	.667	0-0	---	0	3	3	3	0-0	0	0	0	8	8.0	8
Snell	2-1	38	6-11	.545	4-6	.667	0-0	---	0	6	6	0	3-0	0	3	1	16	8.0	14
Brooks	2-0	24	4-11	.364	2-5	.400	0-0	---	0	1	1	2	2-0	1	2	1	10	5.0	10
Dunleavy	1-0	14	2-4	.500	1-1	1.000	0-0	---	0	0	0	0	2-0	0	1	0	5	5.0	5
Gibson	2-1	57	4-10	.400	0-0	---	2-4	.500	6	3	9	5	6-0	2	4	1	10	5.0	7
Mitrović	1-1	17	1-8	.125	0-5	.000	2-2	1.000	0	3	3	0	5-0	1	1	0	4	4.0	4
Noah	1-0	25	1-6	.167	0-0	---	1-2	.500	5	6	11	7	4-0	1	3	1	3	3.0	3
BULLS	2	505	73-178	.410	19-52	.365	33-42	.786	19	62	81	47	43-0	12	31	10	198	98.0	105
TIMBERWOLVES	2	505	84-183	.459	8-28	.286	38-49	.776	28	75	103	50	38-0	15	24	11	214	107.0	112

2015-16 SEASON SERIES (2-0) MINNESOTA TIMBERWOLVES VS. CHICAGO

PLAYER	G-GS	MIN	FG-FGA	PCT	3FG-FGA	PCT	FT-FTA	PCT	OFF	DEF	TOT	AST	PF-DQ	STL	TO	BLK	PTS	AVG	HI
Wiggins	2-2	74	19-44	.432	4-6	.667	10-16	.625	2	3	5	4	3-0	0	2	1	52	26.0	31
Towns	2-2	68	20-37	.541	0-2	.000	3-3	1.000	12	18	30	3	7-0	1	2	7	43	21.5	26
Bjelica	1-0	40	5-9	.556	2-6	.333	5-6	.833	1	10	11	5	2-0	1	2	1	17	17.0	17
Dieng	2-1	64	13-19	.684	0-1	.000	4-4	1.000	8	12	20	7	5-0	2	3	1	30	15.0	24
LaVine	2-0	55	8-25	.320	2-7	.286	3-3	1.000	1	4	5	7	3-0	2	4	0	21	10.5	13
Rubio	2-2	70	6-16	.375	0-1	.000	9-10	.900	1	12	13	16	6-0	6	6	0	21	10.5	14
Muhammad	2-0	36	4-12	.333	0-1	.000	4-4	1.000	2	4	6	4	4-0	1	2	0	12	6.0	8
Prince	2-2	51	5-11	.455	0-1	.000	0-1	.000	1	4	5	0	1-0	0	2	1	10	5.0	8
Miller	1-0	16	2-4	.500	0-1	.000	0-0	---	0	1	1	2	1-0	0	0	0	4	4.0	4
Garrett	1-1	12	1-2	.500	0-0	---	0-2	.000	0	5	5	2	1-0	1	0	0	2	2.0	2
Payne	1-0	4	1-2	.500	0-0	---	0-0	---	0	0	0	0	3-0	0	0	0	2	2.0	2
Rudez	1-0	14	0-2	.000	0-2	.000	0-0	---	0	2	2	0	2-0	1	1	0	0	0.0	0
TIMBERWOLVES	2	505	84-183	.459	8-28	.286	38-49	.776	28	75	103	50	38-0	15	24	11	214	107.0	112
BULLS	2	505	73-178	.410	19-52	.365	33-42	.786	19	62	81	47	43-0	12	31	10	198	98.0	105

BULLS VS. TIMBERWOLVES IN OVERTIME:

DATE	LOCATION	SCORE	W-L
11/13/03	Chicago	89-92	L
01/25/09	Minnesota	108-109	L
11/07/15	Chicago	93-102	L
TOTALS	3 GAMES		0-3 (.000)



Office: 5800 Airline Drive, Metairie, LA 70003

Phone: (504) 593-4700

Home Court: Smoothie King Center (16,867 – opened in 1999)

Owner/Chairman of the Board: Tom Benson

Executive Officer: Gayle Benson

President: Dennis Lauscha

Executive Vice President: Mickey Loomis

General Manager: Dell Demps

Head Coach: Alvin Gentry

Assistant Coaches: Phil Weber, Robert Pack, Fred Vinson, Kevin Hanson

Head Athletic Trainer: Duane Brooks

Senior Vice President of Communications/Broadcasting: Greg Bensel

Director of Basketball Communications: Matt Ryan

Basketball Communications Manager: Will McClaran

Basketball Communications Coordinator: Chris Trahan

Communications/Broadcasting Manager: Doug Miller

Radio: WRNO (99.5 FM) – Sean Kelley, John DeShazier

Television: FOX Sports New Orleans – Joel Meyers, David Wesley, Jen Hale

Team Colors: Creole Blue, Purple and Mardi Gras Gold

Division: Southwest

BULLS STREAKS:

Overall: 4-W

Home: 2-W

Road: 2-W

2016-17 MEETINGS:

01/14 @ Chicago

04/02 @ New Orleans

CHICAGO VS. NEW ORLEANS 2015-16 SERIES: 2 GAMES, 2-0

DATE	SITE	BULLS	PELICANS	BULLS HI-SCORER	PELICANS HI-SCORER	BULLS HI-REBOUND	PELICANS HI-REBOUND
12/12	CHI	98	94	Gasol-18	Davis-Evans-22	Gasol-11	Davis-13
04/11	NO	121	116	Butler-23	Ennis-29	Portis-8	Asik-7
TOTALS	2	218	210				
AVERAGE		109.0	105.0				

BULLS ALL-TIME VS. PELICANS: 20-12 (.625)

SEASON	HOME W-L	ROAD W-L	NEUTRAL W-L
(New Orleans)			
2002-03	1-1	0-2	
2003-04	1-1	1-1	
2004-05	0-1	1-0	
(New Orleans/Oklahoma City)			
2005-06	1-0	0-1	
(New Orleans)			
2006-07	1-0	1-0	
2007-08	0-1	0-1	
2008-09	1-0	1-0	
2009-10	1-0	1-0	
2010-11	1-0	1-0	
2011-12	1-0	1-0	
2012-13	0-1	1-0	
2013-14	0-1	0-1	
2014-15	1-0	1-0	
2015-16	1-0	1-0	
TOTALS	10-6	10-6	0-0



BIGGEST WIN/WORST LOSS:

	DATE	LOCATION	SCORE	MARGIN
Biggest Win (NO):	02/07/15	New Orleans	107-72	35
Worst Loss (NO):	12/03/02	Chicago	90-115	25

LAST WIN/LOSS:

	DATE	LOCATION	SCORE
Last Win:	04/11/16	New Orleans	121-116
Last Loss:	02/01/14	New Orleans	79-88

2015-16 SEASON SERIES (2-0) CHICAGO BULLS VS. NEW ORLEANS

PLAYER	G-GS	MIN	FG-FGA	PCT	3FG-FGA	PCT	FT-FTA	PCT	OFF	DEF	TOT	AST	PF-DQ	STL	TO	BLK	PTS	AVG	HI
Butler	2-2	67	12-27	.444	1-2	.500	13-16	.813	0	6	6	11	2-0	2	5	2	38	19.0	23
Gasol	1-1	31	6-15	.400	0-1	.000	6-8	.750	2	9	11	2	2-0	0	3	0	18	18.0	18
Felicio	1-1	27	6-8	.750	0-1	.000	4-4	1.000	1	5	6	0	3-0	0	0	0	16	16.0	16
Mirčić	2-1	55	9-21	.429	4-10	.400	8-10	.800	2	12	14	5	4-0	2	4	0	30	15.0	20
Portis	1-0	29	5-7	.714	1-2	.500	2-2	1.000	2	6	8	2	0-0	1	0	0	13	13.0	13
Dunleavy	1-1	21	5-7	.714	1-2	.500	1-1	1.000	0	2	2	1	1-0	1	0	1	12	12.0	12
Brooks	2-0	39	8-17	.471	5-9	.556	2-2	1.000	0	2	2	5	5-0	0	2	1	23	11.5	17
McDermott	2-0	52	9-20	.450	2-7	.286	2-2	1.000	1	5	6	1-0	0	2	0	22	11.0	12	
Noah	1-0	30	3-4	.750	0-0	---	4-4	1.000	3	6	9	2	4-0	0	0	4	10	10.0	10
Rose	1-1	29	4-10	.400	0-0	---	1-2	.500	0	3	3	3	0-0	1	1	0	9	9.0	9
Holiday (TOT)	3-1	46	8-13	.615	2-5	.400	0-0	---	0	7	7	4	8-0	0	1	0	18	6.0	14
Holiday (CHI)	1-1	26	6-8	.750	2-3	.667	0-0	---	0	4	4	3	5-0	0	0	0	14	14.0	14
Gibson	1-1	17	1-3	.333	0-0	---	2-2	1.000	1	5	6	0	1-0	1	1	0	4	4.0	4
Snell	2-1	42	2-7	.286	1-5	.200	2-2	1.000	0	4	4	4	2-0	2	2	1	7	3.5	7
Hinrich	1-0	15	1-1	1.000	1-1	1.000	0-0	---	0	2	2	2	0-0	1	2	0	3	3.0	3
BULLS	2	480	77-155	.497	18-43	.419	47-55	.855	12	71	83	46	30-0	11	23	9	219	109.5	121
PELICANS	2	480	81-169	.479	18-42	.429	30-39	.769	15	59	74	54	45-0	17	21	8	210	105.0	116

2015-16 SEASON SERIES (0-2) NEW ORLEANS PELICANS VS. CHICAGO

PLAYER	G-GS	MIN	FG-FGA	PCT	3FG-FGA	PCT	FT-FTA	PCT	OFF	DEF	TOT	AST	PF-DQ	STL	TO	BLK	PTS	AVG	HI
Davis	1-1	42	8-24	.333	0-2	.000	6-9	.667	0	13	13	2	1-0	1	4	4	22	22.0	22
Evans	1-1	36	10-22	.455	2-6	.333	0-0	—	1	2	3	8	3-0	0	1	0	22	22.0	22
Douglas	1-1	33	8-13	.615	3-6	.500	2-2	1.000	0	2	2	3	1-0	1	0	0	21	21.0	21
Frazier (TOT)	1-0	33	6-15	.400	1-3	.333	7-9	.778	1	5	6	11	5-0	3	2	0	20	20.0	20
Frazier (NO)	1-0	33	6-15	.400	1-3	.333	7-9	.778	1	5	6	11	5-0	3	2	0	20	20.0	20
Ennis (TOT)	2-1	49	10-16	.625	6-9	.667	7-9	.778	3	4	7	5	3-0	1	2	2	33	16.5	29
Ennis (NO)	1-1	40	9-14	.643	5-8	.625	6-7	.857	2	3	5	4	3-0	1	1	1	29	29.0	29
Hamilton	1-0	24	5-10	.500	3-6	.500	2-3	.667	0	3	3	2	4-0	0	2	0	15	15.0	15
Gordon	1-1	34	5-15	.333	2-6	.333	2-2	1.000	0	0	0	2	2-0	1	1	0	14	14.0	14
Asik	2-1	37	9-11	.818	0-0	—	2-4	.500	3	8	11	3	5-0	4	1	0	20	10.0	14
Cole	1-0	21	5-9	.556	0-0	—	0-0	—	0	6	6	6	0-0	0	1	0	10	10.0	10
Gee	1-1	37	4-6	.667	1-1	1.000	0-0	—	1	4	5	2	5-0	5	1	0	9	9.0	9
Babbitt	1-1	35	2-10	.200	0-2	.000	3-3	1.000	4	1	5	4	3-0	0	3	0	7	7.0	7
Cunningham	2-1	52	6-10	.600	1-2	.500	0-0	—	0	2	2	2	8-0	0	0	0	13	6.5	10
Ajina	1-1	26	3-7	.429	0-0	—	0-0	—	2	4	6	2	3-0	0	1	2	6	6.0	6
Smith	1-0	13	1-2	.500	0-0	—	0-0	—	0	3	3	2	0-0	1	0	0	2	2.0	2
Perkins	2-0	17	0-1	.000	0-0	—	0-0	—	1	3	4	1	2-0	0	2	1	0	0.0	0
PELICANS	2	480	81-169	.479	18-42	.429	30-39	.769	15	59	74	54	45-0	17	21	8	210	105.0	116
BULLS	2	480	77-155	.497	18-43	.419	47-55	.855	12	71	83	46	30-0	11	23	9	219	109.5	121

BULLS VS. PELICANS IN OVERTIME:

DATE	LOCATION	SCORE	W-L
03/03/04	New Orleans	97-100	L
01/29/10	New Orleans	108-106	W
12/02/13 (3 OT)	Chicago	128-131	L
TOTALS	3 GAMES		1-2 (.333)



Office: Madison Square Garden, Two Pennsylvania Plaza, New York, NY 10121-0091
Phone: (212) 465-6471
Home Court: Madison Square Garden (19,812 - opened in 1968)
Executive Chairman: James L. Dolan
President: Phil Jackson
General Manager: Steve Mills
Head Coach: Jeff Hornacek
Associate Head Coach: Kurt Rambis
Assistant Coaches: Howard Eisley, Corey Gaines, Joshua Longstaff, Jerry Sichting
Head Athletic Trainer: Roger Hinds
Vice President, Public Relations: Jonathan Supranowitz
Director, Media Relations: Gregg Schwartz
Manager, Public Relations: Derek Lapinski
Coordinator, Media Relations: Shakeemah Simmons
Radio: ESPN Radio (98.7 FM): Mike Crispino, Brendan Brown
Television: MSG Network (Cable): Mike Breen, Walt Frazier
Team Colors: Orange, Blue, White
Division: Atlantic

BULLS STREAKS:

Overall: 2-L
Home: 1-L
Road: 2-L

2016-17 MEETINGS:

11/04 @ Chicago
01/12 @ New York
04/04 @ New York

CHICAGO VS. NEW YORK 2015-16 SERIES: 4 GAMES, 1-3

DATE	SITE	BULLS	KNICKS	BULLS HI-SCORER	KNICKS HI-SCORER	BULLS HI-REBOUND	KNICKS HI-REBOUND
12/19	NY	91	107	Noah-21	Anthony-27	Portis-11	O'Quinn-10
01/01	CHI	108	81	Butler-23	Anthony-20	Portis-10	Porzingis-9
03/23	CHI	107	115	Mirotić-35	Porzingis-29	Mirotić-8	Lopez-13
03/24	NY	94	106	Rose-30	Anthony-26	Gibson/Mirotić-8	Porzingis-10
TOTALS	4	400	409				
AVERAGE		100.0	102.3				

BULLS ALL-TIME VS. KNICKS: 118-101 (.539)

SEASON	HOME W-L	ROAD W-L	NEUTRAL W-L	SEASON	HOME W-L	ROAD W-L	NEUTRAL W-L
1966-67	2-2	0-2	1-2	1994-95	2-0	1-1	
1967-68	1-1	0-2	1-2	1995-96	2-0	1-1	
1968-69	1-2	1-1	0-1	1996-97	1-1	1-1	
1969-70	0-3	0-3		1997-98	2-0	2-0	
1970-71	1-1	2-1		1998-99	1-1	0-1	
1971-72	2-1	1-1		1999-00	0-1	0-2	
1972-73	2-0	1-1		2000-01	1-1	0-2	
1973-74	1-1	1-1		2001-02	2-0	1-1	
1974-75	1-1	2-0		2002-03	2-0	0-1	
1975-76	0-2	0-2		2003-04	1-1	1-1	
1976-77	2-0	0-2		2004-05	2-0	2-0	
1977-78	1-1	0-2		2005-06	1-0	1-1	
1978-79	1-1	2-0		2006-07	2-0	1-1	
1979-80	0-1	0-1		2007-08	1-1	1-1	
1980-81	2-1	1-2		2008-09	2-0	0-1	
1981-82	1-1	2-1		2009-10	2-0	1-1	
1982-83	1-2	0-2		2010-11	0-1	1-1	
1983-84	1-2	1-2		2011-12	2-0	1-1	
1984-85	3-0	1-2		2012-13	2-0	2-0	
1985-86	2-1	2-1		2013-14	2-0	0-2	
1986-87	2-1	2-1		2014-15	2-0	1-0	
1987-88	2-0	1-2		2015-16	1-1	0-2	
1988-89	3-0	0-2		TOTALS	73-35	43-61	2-5
1989-90	2-0	1-1					
1990-91	2-0	2-0					
1991-92	2-0	2-0					
1992-93	1-1	0-2					
1993-94	1-1	0-2					



BIGGEST WIN/WORST LOSS:

	DATE	LOCATION	SCORE	MARGIN
Biggest Win:	02/16/10	Chicago	118-85	33
Worst Loss:	11/28/92	New York	75-112	37

LAST WIN/LOSS:

	DATE	LOCATION	SCORE
Last Win:	01/01/16	Chicago	108-81
Last Loss:	03/24/16	New York	94-106

2015-16 SEASON SERIES (1-3) CHICAGO BULLS VS. NEW YORK

PLAYER	G-GS	MIN	FG-FGA	PCT	3FG-FGA	PCT	FT-FTA	PCT	OFF	DEF	TOT	AST	PF-DQ	STL	TO	BLK	PTS	AVG	HI
Noah	1-1	29	9-16	.563	0-0	—	3-4	.750	6	4	10	2	1-0	1	1	0	21	21.0	21
Rose	3-3	92	25-50	.500	3-11	.273	4-6	.667	2	5	7	8	2-0	2	3	0	57	19.0	30
Miročić	4-1	113	19-42	.452	13-27	.481	11-13	.846	4	16	20	10	13-0	4	4	2	62	15.5	35
Butler	4-4	142	22-55	.400	2-7	.286	15-22	.682	5	8	13	22	8-0	7	5	3	61	15.3	23
Gasol	2-2	54	7-24	.292	0-1	.000	7-7	1.000	2	11	13	8	2-0	1	1	3	21	10.5	17
Porris	4-0	87	17-37	.459	4-7	.571	4-8	.500	10	19	29	7	8-0	2	9	1	42	10.5	20
Brooks	4-0	68	13-26	.500	4-11	.364	4-4	1.000	1	3	4	11	7-0	3	3	0	34	8.5	11
Gibson	4-4	92	11-23	.478	0-0	—	11-13	.846	8	11	19	3	9-0	4	0	3	33	8.3	10
Dunleavy	2-2	57	6-17	.353	4-11	.364	0-0	—	0	8	8	4	1-0	1	3	0	16	8.0	9
Felicio	1-1	21	3-5	.600	0-0	—	0-0	—	0	1	1	0	0-0	0	0	1	6	6.0	6
Snell	2-1	41	5-13	.385	1-2	.500	0-0	—	2	8	10	2	3-0	0	0	1	11	5.5	7
McDermott	4-0	64	7-20	.350	4-12	.333	3-4	.750	0	6	6	2	4-0	0	0	1	21	5.3	13
Moore	2-0	30	3-7	.429	0-0	—	0-0	—	2	6	8	3	1-0	1	3	2	6	3.0	4
Holiday (TOT)	5-0	44	4-9	.444	1-4	.250	0-0	—	1	8	9	4	3-0	1	2	1	9	1.8	5
Holiday (CHI)	2-0	26	2-6	.333	1-3	.333	0-0	—	1	6	7	3	2-0	1	0	1	5	2.5	5
Bairdow	2-0	8	1-5	.200	0-0	—	0-0	—	2	3	5	0	1-0	0	0	0	2	1.0	2
Hinrich	2-1	37	1-4	.250	0-2	.000	0-0	—	0	9	9	3	3-0	0	2	0	2	1.0	2
BULLS	4	960	151-350	.431	36-94	.383	62-81	.765	45	124	169	88	65-0	27	35	17	400	100.0	108
KNICKS	4	960	156-329	.474	38-94	.404	59-72	.819	40	143	183	82	68-0	17	54	24	409	102.3	115

2015-16 SEASON SERIES (3-1) NEW YORK KNICKS VS. CHICAGO

PLAYER	G-GS	MIN	FG-FGA	PCT	3FG-FGA	PCT	FT-FTA	PCT	OFF	DEF	TOT	AST	PF-DQ	STL	TO	BLK	PTS	AVG	HI
Anthony	4-4	146	39-77	.506	9-22	.409	10-11	.909	6	18	24	15	6-0	2	8	0	97	24.3	27
Porzingis	4-4	124	26-54	.481	6-17	.353	9-12	.750	5	31	36	5	14-0	2	5	5	67	16.8	29
Thomas	2-0	51	7-14	.500	2-4	.500	8-8	1.000	0	0	0	3	4-0	2	1	0	24	12.0	13
Wroten (TOT)	1-1	18	4-11	.364	2-4	.500	2-4	.500	0	3	3	0	0-0	1	2	0	12	12.0	12
Calderon	4-4	127	15-29	.517	9-17	.529	7-9	.778	2	15	17	24	10-0	3	3	0	46	11.5	18
Affalo	4-2	127	20-45	.444	3-9	.333	2-3	.667	1	15	16	12	5-0	0	6	0	45	11.3	18
Williams	4-0	65	13-25	.520	1-7	.143	11-15	.733	3	8	11	3	2-0	0	4	0	38	9.5	13
Lopez	4-4	107	12-25	.480	0-0	—	3-3	1.000	14	15	29	6	9-0	0	8	9	27	6.8	11
Vujacic	3-2	36	5-8	.625	5-6	1.000	0-0	—	0	7	7	4	3-0	3	2	1	15	5.0	9
Galloway	4-0	66	6-14	.429	1-4	.250	5-5	1.000	0	10	10	5	4-0	2	2	1	18	4.5	7
Grant	4-0	46	7-19	.368	2-8	.250	2-2	1.000	2	4	6	0	1-0	0	4	1	18	4.5	8
O'Quinn	2-0	32	3-7	.429	0-0	—	0-0	—	3	12	15	1	6-0	1	4	3	6	3.0	4
Seraphin	3-0	34	3-12	.250	0-1	.000	2-4	.500	4	8	12	4	4-0	2	2	4	8	2.7	4
KNICKS	4	960	156-329	.474	38-94	.404	59-72	.819	40	143	183	82	68-0	17	54	24	409	102.3	115
BULLS	4	960	151-350	.431	36-94	.383	62-81	.765	45	124	169	88	65-0	27	35	17	400	100.0	108

BULLS VS. KNICKS IN OVERTIME:

DATE	LOCATION	SCORE	W-L
11/21/67 (2 OT)	New York	123-125	L
02/17/72	Chicago	99-102	L
03/24/79 (2 OT)	New York	148-143	W
01/23/82	New York	140-139	W
01/30/88	Chicago	97-95	W
03/30/90	Chicago	107-106	W
12/25/94	Chicago	107-104	W
04/11/02	New York	104-101	W
01/18/06	Chicago	106-104	W
04/08/12	New York	99-100	L
TOTALS	10 GAMES	7-3 (.700)	



Office: Leadership Square, 211 N. Robinson, Suite 300, Oklahoma City, OK 73102
Phone: (405) 208-4800
Home Court: Chesapeake Energy Arena (18,203 – opened in 2002)
Chairman: Clayton I. Bennett
Executive Vice President and General Manager: Sam Presti
Assistant General Manager/Vice President: Troy Weaver
Assistant General Manager/ Legal and Administration: Michael Winger
Head Coach: Billy Donovan
Assistant Coaches: Mark Bryant, Vin Bhavnani, Maurice Cheeks, Anthony Grant, Adrian Griffin, Royal Ivey, Darko Rajakovic
Head Athletic Trainer: Joe Sharpe
Director of Basketball Communications: Brian Facchini
Manager of Basketball Communications: Michael Ravina
Manager of Basketball Communications: John Read
Radio: WWLS 98.1FM/640 AM – Matt Pinto
Spanish Radio: WKY 930 AM – Eleno Ornelas
Television: FOX Sports Oklahoma (Cable): Michael Cage, Brian Davis, Lesley McCaslin
Team Colors: Blue, Red, Yellow and Dark Blue
Division: Northwest

BULLS STREAKS:

Overall: 2-W
Home: 2-W
Road: 1-W

2016-17 MEETINGS:

01/09 @ Chicago
02/01 @ Oklahoma City

CHICAGO VS. OKLAHOMA CITY 2015-16 SERIES: 2 GAMES, 2-0

DATE	SITE	BULLS	THUNDER	BULLS HI-SCORER	THUNDER HI-SCORER	BULLS HI-REBOUND	THUNDER HI-REBOUND
11/05	CHI	104	98	Rose-29	Durant-33	Gasol-10	Kanter/Westbrook-8
12/25	OKC	105	96	Butler-23	Durant-29	Gasol-13	Kanter-18
TOTALS	2	209	194				
AVERAGE		104.5	97.0				

BULLS ALL-TIME VS. THUNDER: 72-69 (.511)

SEASON	HOME W-L	ROAD W-L	NEUTRAL W-L	SEASON	HOME W-L	ROAD W-L	NEUTRAL W-L
(Seattle)				1995-96	1-0	0-1	
1967-68	0-3	1-2	2-0	1996-97	1-0	1-0	
1968-69	3-0	1-3		1997-98	1-0	0-1	
1969-70	2-1	2-1	0-1	1998-99	0-1	0-0	
1970-71	2-0	1-2		1999-00	0-1	1-0	
1971-72	1-2	1-1		2000-01	0-1	0-1	
1972-73	3-0	2-1		2001-02	0-1	1-0	
1973-74	2-1	2-1		2002-03	0-1	0-1	
1974-75	2-0	2-0		2003-04	0-1	0-1	
1975-76	2-0	0-3		2004-05	0-1	1-0	
1976-77	2-0	0-2		2005-06	0-1	0-1	
1977-78	1-1	1-1		2006-07	1-0	1-0	
1978-79	0-2	0-2		2007-08	1-0	1-0	
1979-80	1-2	1-2					
1980-81	1-0	0-1		(Oklahoma City)			
1981-82	1-0	0-1		2008-09	0-1	1-0	
1982-83	0-1	0-1		2009-10	0-1	1-0	
1983-84	0-1	0-1		2010-11	1-0	0-1	
1984-85	1-0	1-0		2011-12	0-0	0-1	
1985-86	1-0	0-1		2013-14	0-1	0-1	
1986-87	1-0	1-0		2014-15	1-0	0-1	
1987-88	1-0	0-1		2015-16	1-0	1-0	
1988-89	1-0	1-0		TOTALS	41-27	29-41	2-1
1989-90	1-0	0-1					
1990-91	1-0	1-0					
1991-92	1-0	1-0					
1992-93	1-0	1-0					
1993-94	1-0	0-1					
1994-95	0-1	0-1					



BIGGEST WIN/WORST LOSS:

	DATE	LOCATION	SCORE	MARGIN
Biggest Win (SEA):	01/11/69	Chicago	119-86	33
Worst Loss (SEA):	02/28/70	Seattle	104-140	36
Biggest Win (OKC):	01/27/10	Oklahoma City	96-86	10
Biggest Loss (OKC):	02/24/13	Oklahoma City	72-102	30

LAST WIN/LOSS:

	DATE	LOCATION	SCORE
Last Win:	12/25/15	Oklahoma City	105-96
Last Loss:	03/15/15	Oklahoma City	100-109

2015-16 SEASON SERIES (2-0) CHICAGO BULLS VS. OKLAHOMA CITY

PLAYER	G-GS	MIN	FG-FGA	PCT	3FG-FBA	PCT	FT-FTA	PCT	OFF	DEF	TOT	AST	PF-DQ	STL	TO	BLK	PTS	AVG	HI
Butler	2-2	81	17-40	.425	5-8	.625	10-10	1.000	4	6	10	6	6-0	5	3	2	49	24.5	26
Rose	2-2	68	19-43	.442	0-2	.000	10-12	.833	2	7	9	7	7-1	0	6	0	48	24.0	29
Gasol	2-2	69	13-28	.464	0-1	.000	6-10	.600	10	13	23	8	3-0	1	4	3	32	16.0	21
Gibson	2-1	56	10-13	.769	0-0	—	2-2	1.000	3	11	14	5	4-0	1	1	3	22	11.0	13
Brooks	2-0	23	6-12	.500	3-5	.600	0-0	—	1	5	6	1	2-0	0	0	1	15	7.5	9
McDermott	2-1	46	5-12	.417	2-7	.286	2-2	1.000	1	3	4	1	1-0	1	1	0	14	7.0	9
Portis	1-0	20	3-8	.375	1-1	1.000	0-0	—	1	4	5	3	2-0	1	1	0	7	7.0	7
Mirrotic	2-2	32	2-10	.200	1-8	.125	3-3	1.000	1	10	11	3	3-0	1	3	2	8	4.0	6
Noah	1-0	26	2-5	.400	0-0	—	0-0	—	4	3	7	5	4-0	0	1	1	4	4.0	4
Snell	2-0	20	2-8	.250	2-4	.500	2-2	1.000	0	6	6	1	1-0	0	2	0	8	4.0	5
Hinrich	1-0	17	1-2	.500	0-0	—	0-0	—	0	0	0	2	2-0	0	0	0	2	2.0	2
Moore	1-0	22	0-1	.000	0-0	—	0-0	—	0	5	5	0	1-0	1	0	1	0	0.0	0
BULLS	2	480	80-182	.440	14-36	.389	35-41	.854	27	73	100	42	36-1	11	22	13	209	104.5	105
THUNDER	2	480	75-180	.417	11-37	.297	33-43	.767	27	65	92	41	33-0	14	23	11	194	97.0	98

2015-16 SEASON SERIES (0-2) OKLAHOMA CITY THUNDER VS. CHICAGO

PLAYER	G-GS	MIN	FG-FGA	PCT	3FG-FBA	PCT	FT-FTA	PCT	OFF	DEF	TOT	AST	PF-DQ	STL	TO	BLK	PTS	AVG	HI
Durant	2-2	83	24-50	.480	4-12	.333	10-11	.909	2	13	15	12	3-0	1	5	3	62	31.0	33
Westbrook	2-2	79	16-41	.390	1-9	.111	13-19	.684	3	12	15	18	5-0	7	8	0	46	23.0	26
Kanter	2-0	48	9-19	.474	0-0	—	7-7	1.000	11	10	21	2	4-0	0	1	1	25	12.5	14
Idaka	2-2	75	11-26	.423	1-3	.333	0-2	.000	3	10	13	1	6-0	2	3	4	23	11.5	17
Adams	2-2	38	4-8	.500	0-0	—	1-2	.500	1	9	10	1	3-0	0	0	2	9	4.5	6
Morrow	2-0	26	3-6	.500	3-6	.500	0-0	—	0	1	1	0	0-0	1	0	0	9	4.5	9
Augustin	2-0	27	2-8	.250	1-3	.333	2-2	1.000	0	4	4	2	1-0	1	2	1	7	3.5	4
Walters	2-0	46	3-9	.333	0-0	—	0-0	—	1	4	5	3	3-0	1	2	0	6	3.0	4
Roberson	2-2	35	2-9	.222	1-3	.333	0-0	—	4	2	6	2	4-0	1	0	0	5	2.5	3
Collison	2-0	20	1-2	.500	0-0	—	0-0	—	2	0	2	0	3-0	0	1	0	2	1.0	2
Singler	1-0	4	0-2	.000	0-1	.000	0-0	—	0	0	0	0	1-0	0	0	0	0	0.0	0
THUNDER	2	480	75-180	.417	11-37	.297	33-43	.767	27	65	92	41	33-0	14	23	11	194	97.0	98
BULLS	2	480	80-182	.440	14-36	.389	35-41	.854	27	73	100	42	36-1	11	22	13	209	104.5	105

BULLS VS. THUNDER IN OVERTIME:

DATE	LOCATION	SCORE	W-L
10/18/69	Chicago	131-126	W
01/04/74	Seattle	101-103	L
01/12/75 (2 OT)	Seattle	127-123	W
12/21/76 (2 OT)	Chicago	103-101	W
02/22/86 (3 OT)	Chicago	129-125	W
12/02/86	Seattle	115-109	W
02/23/88	Chicago	104-97	W
11/22/91	Seattle	112-109	W
02/09/95	Seattle	118-126	L
03/18/97	Chicago	89-87	W
04/01/03	Chicago	94-101	L
01/10/09	Chicago	98-109	L
TOTALS	12 GAMES		8-4 (.667)



Office: 8701 Maitland Summit Boulevard, Orlando, FL 32810
Phone: (407) 916-2400
Home court: Amway Center (18,846 – opened in 2010)
Senior Chairman: Rich DeVos
Chairman: Dan DeVos
Chief Executive Officer: Alex Martins
General Manager: Rob Hennigan
VP/Assistant General Manager: Scott Perry
Assistant General Manager: Matt Lloyd
Head Coach: Frank Vogel
Assistant Coaches: Chad Forcier, Corliss Williamson, David Adelman
Athletic Trainer: Keon Weise
Vice President of Communications: Joel Glass
Director of Communications: George Galante
Radio: ESPN 580 Orlando (580 AM) – Dennis Neumann, Richie Adubatu
Spanish Radio: Salsa 98.1 FM (WNUE-FM) - Joey Colon
Television: FOX Sports Florida - David Steele, Matt Guokas
Team Colors: Blue, Silver and Black
Division: Southeast

BULLS STREAKS:

Overall: 2-L
 Home: 1-W
 Road: 3-L

2016-17 MEETINGS:

11/07 @ Chicago
 01/24 @ Orlando
 03/08 @ Orlando
 04/10 @ Chicago

CHICAGO VS. ORLANDO 2015-16 SERIES: 3 GAMES, 1-2

DATE	SITE	BULLS	MAGIC	BULLS HI-SCORER	MAGIC HI-SCORER	BULLS HI-REBOUND	MAGIC HI-REBOUND
11/01	CHI	92	87	Gasol/Mirotic-16	Fournier-19	Noah-9	Vucevic-11
03/02	ORL	89	102	Rose-16	Vucevic-24	Dunleavy/Portis-6	Gordon-15
03/26	ORL	89	111	Gibson-16	Dedmon-18	Felicio/Portis-7	Dedmon-13
TOTALS	3	270	300				
AVERAGE		90.0	100.0				

BULLS ALL-TIME VS. MAGIC: 51-47 (.526)

SEASON	HOME	ROAD	NEUTRAL	SEASON	HOME	ROAD	NEUTRAL
	W-L	W-L	W-L		W-L	W-L	W-L
1989-90	3-0	0-2		2003-04	1-1	2-0	
1990-91	1-0	1-0		2004-05	2-0	1-0	
1991-92	1-1	2-0		2005-06	1-1	2-0	
1992-93	1-1	2-0		2006-07	0-1	1-1	
1993-94	2-0	0-2		2007-08	0-2	0-2	
1994-95	1-1	0-2		2008-09	1-1	0-2	
1995-96	2-0	1-1		2009-10	1-1	0-1	
1996-97	2-0	1-0		2010-11	1-1	2-0	
1997-98	2-0	1-1		2011-12	0-1	2-0	
1998-99	0-2	0-1		2012-13	2-0	2-0	
1999-00	0-2	0-2		2013-14	1-1	1-0	
2000-01	1-1	0-2		2014-15	1-1	1-1	
2001-02	0-1	0-2		2015-16	1-0	0-2	
2002-03	1-1	0-2		TOTALS	29-21	22-26	0-0



BIGGEST WIN/WORST LOSS:

	DATE	LOCATION	SCORE	MARGIN
Biggest Win:	04/15/05	Chicago	117-77	40
Worst Loss:	04/02/99	Chicago	68-115	47

LAST WIN/LOSS:

	DATE	LOCATION	SCORE
Last Win:	11/01/15	Chicago	92-87
Last Loss:	03/26/16	Orlando	89-111

2015-16 SEASON SERIES (1-2) CHICAGO BULLS VS. ORLANDO

PLAYER	G-GS	MIN	FG-FGA	PCT	3FG-FGA	PCT	FT-FTA	PCT	OFF	DEF	TOT	AST	PF-DQ	STL	TO	BLK	PTS	AVG	HI
Butler	2-2	62	9-20	.450	0-3	.000	6-12	.667	0	9	9	6	2-0	6	1	3	26	13.0	14
Gasol	3-3	74	15-33	.455	0-4	.000	5-6	.833	4	14	18	10	5-0	1	3	4	35	11.7	16
McDermott	3-0	72	15-35	.429	5-11	.455	0-2	.000	5	3	8	0	4-0	0	2	0	35	11.7	12
Gibson	2-1	46	10-12	.833	0-0	---	2-2	1.000	3	6	9	2	2-0	0	2	0	22	11.0	16
Rose	3-3	87	13-36	.361	1-5	.200	4-6	.667	2	12	14	16	1-0	1	9	0	31	10.3	16
Mirvic	2-1	48	5-19	.263	4-15	.267	6-8	.750	1	6	7	0	1-0	0	3	2	20	10.0	16
Dunleavy	2-2	43	6-16	.375	3-5	.600	3-3	1.000	3	5	8	4	3-0	0	1	0	18	9.0	10
Baird	1-1	10	4-5	.800	0-0	---	0-0	---	0	2	2	0	2-0	0	0	0	8	8.0	8
Noah	1-0	24	3-6	.500	0-0	---	2-2	1.000	3	6	9	4	3-0	1	2	1	8	8.0	8
Portis	2-0	45	5-19	.263	0-1	.000	3-4	.750	3	10	13	5	5-0	0	1	0	13	6.5	9
Brooks	3-0	50	9-27	.333	1-10	.100	0-0	---	2	5	7	6	5-0	2	3	1	19	6.3	7
Snell	3-1	51	5-12	.417	4-8	.500	0-0	---	0	9	9	1	5-0	0	1	1	14	4.7	8
Moore	2-1	47	4-16	.250	0-3	.000	1-1	1.000	1	4	5	6	4-0	0	2	0	9	4.5	9
Holiday (TOT)	3-0	53	3-19	.158	1-8	.125	4-6	.667	0	6	6	6	8-0	3	0	1	11	3.7	6
Holiday (CHI)	2-0	46	3-16	.188	1-6	.167	3-4	.750	0	5	5	6	6-0	3	0	1	10	5.0	6
Felicio	2-0	15	1-2	.500	0-0	---	0-0	---	0	12	12	1	1-0	0	2	0	2	1.0	2
BULLS	3	720	107-274	.391	19-71	.268	37-50	.740	27	108	135	67	49-0	15	36	13	270	90.0	92
MAGIC	3	720	122-276	.442	21-63	.333	35-51	.686	32	120	152	78	54-0	17	40	24	300	100.0	111

2015-16 SEASON SERIES (2-1) ORLANDO MAGIC VS. CHICAGO

PLAYER	G-GS	MIN	FG-FGA	PCT	3FG-FGA	PCT	FT-FTA	PCT	OFF	DEF	TOT	AST	PF-DQ	STL	TO	BLK	PTS	AVG	HI
Vucevic	2-2	67	16-36	.444	1-1	1.000	6-6	1.000	5	13	18	7	1-0	3	6	3	39	19.5	24
Fournier	2-2	61	13-24	.542	2-6	.333	3-5	.600	0	6	6	3	6-0	1	2	0	31	15.5	19
Oladipo	2-2	74	11-25	.440	2-8	.250	6-8	.750	1	9	10	6	2-0	3	3	4	30	15.0	17
Ilyasova (TOT)	4-3	123	18-46	.391	5-20	.250	6-11	.545	10	22	32	5	11-0	2	3	1	47	11.8	19
Ilyasova (ORL)	1-0	12	3-8	.375	1-1	1.000	1-3	.333	1	6	7	0	1-0	1	0	0	8	8.0	8
Harris	1-1	22	5-14	.357	0-2	.000	1-2	.500	4	3	7	2	2-0	0	3	0	11	11.0	11
Smith	3-0	51	14-26	.538	1-3	.333	1-2	.500	3	11	14	4	4-0	0	3	5	30	10.0	14
Payton	3-3	86	13-25	.520	1-3	.333	1-1	1.000	1	7	8	25	8-0	1	9	4	28	9.3	15
Dedmon	2-1	25	9-14	.643	0-0	---	0-0	---	4	10	14	2	4-0	0	2	1	18	9.0	18
A. Gordon	3-2	85	8-22	.364	2-8	.250	8-10	.800	6	21	27	10	9-0	4	4	3	26	8.7	13
Hezonja	3-2	64	11-23	.478	4-8	.500	0-0	---	1	6	7	3	4-0	2	1	2	26	8.7	21
Nicholson	3-0	28	5-15	.333	1-5	.200	3-5	.600	2	7	9	0	3-0	0	1	1	14	4.7	14
Marble	2-0	28	3-7	.429	1-3	.333	1-1	1.000	1	6	7	0	2-0	0	1	0	8	4.0	8
Jennings (TOT)	3-0	41	5-16	.313	1-4	.250	0-0	---	2	6	8	10	3-0	1	1	0	11	3.7	7
Jennings (ORL)	2-0	25	4-10	.400	1-2	.500	0-0	---	1	4	5	8	3-0	1	0	0	9	4.5	7
Watson	3-0	59	4-15	.267	2-5	.400	1-4	.250	1	9	10	5	2-0	0	1	1	11	3.7	6
Napier	3-0	24	3-10	.300	2-6	.333	2-2	1.000	0	1	1	2	3-0	1	3	0	10	3.3	7
Frye	1-0	9	0-2	.000	0-2	.000	1-2	.500	1	1	2	1	0-0	0	0	0	1	1.0	1
MAGIC	3	720	122-276	.442	21-63	.333	35-51	.686	32	120	152	78	54-0	17	40	24	300	100.0	111
BULLS	3	720	107-274	.391	19-71	.268	37-50	.740	27	108	135	67	49-0	15	36	13	270	90.0	92

BULLS VS. MAGIC IN OVERTIME:

DATE	LOCATION	SCORE	W-L
02/14/90	Orlando	129-135	L
01/16/93	Chicago	124-128	L
03/20/00	Chicago	86-88	L
04/06/05	Orlando	102-101	W
04/17/06	Orlando	116-112	W
12/31/07	Chicago	110-112	L
01/15/14 (3 OT)	Chicago	128-125	W
TOTALS	7 GAMES		3-4 (.429)



Office: 3 Crescent Drive, Suite 300, Philadelphia, PA 19112
Phone: (215) 339-7600
Home Court: Wells Fargo Center (20,328 – opened in 1996)
Managing General Partner: Josh Harris
Co-Managing General Partner: David Blitzer
Chief Executive Officer: Scott O'Neil
President of Basketball Operations: Bryan Colangelo
Head Coach: Brett Brown
Assistant Coaches: Jim O'Brien, Lloyd Pierce, Kevin Young, Billy Lange, John Townsend, Todd Wright
Head Athletic Trainer: Kevin Johnson
Director of Public Relations: Mike Preston
Radio: The Fanatic (97.5 FM) – Tom McGinnis
Television: Comcast SportsNet / The Comcast Network – Marc Zumoff, Alaa Abdelnaby, Molly Sullivan
Team Colors: Red, White, Blue
Division: Atlantic

BULLS STREAKS:

Overall: 10-W
Home: 8-W
Road: 5-W

2016-17 MEETINGS:

11/25 @ Philadelphia
01/29 @ Chicago
03/24 @ Chicago
04/06 @ Philadelphia

CHICAGO VS. PHILADELPHIA 2015-16 SERIES: 4 GAMES, 4-0

DATE	SITE	BULLS	SIXERS	BULLS HI-SCORER	SIXERS HI-SCORER	BULLS HI-REBOUND	SIXERS HI-REBOUND
11/09	PHI	111	88	Mirotic-20	Okafor-21	Mirotic-10	Okafor-15
12/14	CHI	115	96	Butler-23	Okafor-22	Noah-15	Okafor-8
01/14	PHI	115	111 (OT)	Butler-53	Covington-25	Noah-16	Noel/Covington-6
04/13	CHI	115	105	Mirotic-32	Covington-27	Portis-14	Three with six
TOTALS	4	456	400				
AVERAGE		114.0	100.0				

BULLS ALL-TIME VS. SIXERS: 101-116 (.465)

SEASON	HOME W-L	ROAD W-L	NEUTRAL W-L	SEASON	HOME W-L	ROAD W-L	NEUTRAL W-L
1966-67	0-3	0-3	1-2	1993-94	2-0	1-1	
1967-68	0-4	1-1	0-1	1994-95	2-0	2-0	
1968-69	1-2	0-3		1995-96	2-0	2-0	
1969-70	3-0	0-2	0-1	1996-97	2-0	2-0	
1970-71	3-0	0-2		1997-98	1-0	1-1	
1971-72	1-1	3-0		1998-99	1-1	0-1	
1972-73	2-0	1-0	1-0	1999-00	0-2	0-2	
1973-74	2-0	1-1		2000-01	0-2	1-1	
1974-75	2-0	0-2		2001-02	0-2	1-0	
1975-76	0-2	0-2		2002-03	1-1	0-2	
1976-77	1-1	1-1		2003-04	0-2	0-2	
1977-78	2-0	1-1		2004-05	1-1	1-0	
1978-79	1-1	0-2		2005-06	1-1	1-1	
1979-80	1-0	0-1		2006-07	1-0	1-1	
1980-81	1-2	1-2		2007-08	0-2	1-1	
1981-82	1-2	0-3		2008-09	1-1	1-1	
1982-83	1-2	0-3		2009-10	2-0	1-1	
1983-84	1-1	1-2		2010-11	1-0	0-2	
1984-85	0-3	0-2		2011-12	1-0	1-1	
1985-86	1-2	0-3		2012-13	1-0	2-0	
1986-87	3-0	0-3		2013-14	2-0	1-1	
1987-88	2-1	2-1		2014-15	1-0	2-0	
1988-89	1-1	0-2		2015-16	2-0	2-0	
1989-90	2-0	0-2		TOTALS	60-47	39-65	2-4
1990-91	0-2	1-1					
1991-92	2-0	1-1					
1992-93	1-1	1-1					



BIGGEST WIN/WORST LOSS:

	DATE	LOCATION	SCORE	MARGIN
Biggest Win:	12/21/10	Chicago	121-76	45
Worst Loss:	11/11/80	Chicago	80-121	41

LAST WIN/LOSS:

	DATE	LOCATION	SCORE
Last Win:	04/13/16	Chicago	115-105
Last Loss:	11/02/13	Philadelphia	104-107

2015-16 SEASON SERIES (4-0) CHICAGO BULLS VS. PHILADELPHIA

PLAYER	G-GS	MIN	FG-FGA	PCT	3FG-FGA	PCT	FT-FTA	PCT	OFF	DEF	TOT	AST	PF-QD	STL	TO	BLK	PTS	AVG	HI
Burke	4-4	129	29-62	.468	3-8	.375	32-37	.865	10	21	31	24	6-0	6	10	2	93	23.3	53
Milotic	4-3	110	24-51	.471	16-31	.516	12-15	.800	3	21	24	4	13-0	7	14	5	76	19.0	32
McDermott	4-1	119	27-54	.500	5-13	.385	5-6	.833	6	8	14	5	7-0	1	0	0	64	16.0	18
Gasol	2-2	55	12-24	.500	0-0	—	5-5	1.000	1	15	16	7	4-0	0	2	8	29	14.5	16
Holiday (TOT)	3-1	52	9-17	.529	5-9	.556	7-10	.700	1	2	3	6	3-0	3	5	1	30	10.0	29
Holiday (CHI)	1-1	37	9-15	.600	5-7	.714	6-8	.750	1	2	3	5	2-0	2	4	1	29	29.0	29
Snell	4-2	111	12-29	.414	5-12	.417	10-11	.909	2	23	25	4	5-0	2	6	2	39	9.8	16
Rose	2-2	54	8-17	.471	0-3	.000	2-3	.667	2	4	6	12	1-0	0	4	1	18	9.0	12
Gibson	3-2	81	10-19	.526	0-0	—	4-8	.500	12	11	23	5	5-0	4	4	3	24	8.0	11
Moore	3-0	57	10-17	.588	3-3	1.000	0-0	—	1	5	6	4	6-0	1	2	0	23	7.7	14
Noah	2-1	60	5-15	.333	0-1	.000	1-2	.500	8	23	31	16	6-0	3	8	3	11	5.5	6
Portis	4-0	52	7-17	.412	1-1	1.000	3-4	.750	4	11	15	2	1-0	2	6	1	18	4.5	9
Brooks	4-0	37	5-14	.357	0-3	.000	6-6	1.000	1	7	8	6	4-0	0	3	0	16	4.0	10
Hinrich	2-1	46	3-6	.500	2-4	.500	0-0	—	0	4	4	1	3-0	2	2	0	8	4.0	5
Felicio	2-1	30	2-8	.250	0-1	.000	2-2	1.000	4	5	9	5	2-0	0	2	2	6	3.0	6
Baird	2-0	7	1-4	.250	0-1	.000	0-0	—	1	1	2	0	2-0	0	0	0	2	1.0	2
BULLS	4	985	164-352	.466	40-88	.455	88-107	.822	56	161	217	100	67-0	30	68	28	456	114.0	115
76ERS	4	985	152-366	.415	45-118	.381	51-74	.689	39	114	153	89	81-1	35	55	29	400	100.0	111

2015-16 SEASON SERIES (0-4) PHILADELPHIA 76ERS VS. CHICAGO

PLAYER	G-GS	MIN	FG-FGA	PCT	3FG-FGA	PCT	FT-FTA	PCT	OFF	DEF	TOT	AST	PF-QD	STL	TO	BLK	PTS	AVG	HI
Covington	3-2	98	21-49	.429	15-34	.441	10-11	.909	7	11	18	4	10-1	3	4	2	67	22.3	27
Okafor	3-3	99	23-53	.434	0-1	.000	9-15	.600	10	17	27	4	5-0	2	4	4	55	18.3	22
Grant	3-3	95	13-34	.382	2-6	.333	9-14	.643	4	11	15	5	7-0	3	3	10	37	12.3	20
Smith (TOT)	3-2	87	15-40	.375	4-11	.364	2-2	1.000	2	10	12	18	8-0	3	5	1	36	12.0	24
Smith (PHI)	2-2	73	14-38	.368	4-11	.364	2-2	1.000	2	7	9	16	8-0	2	5	1	34	17.0	24
Wroten	1-1	18	4-11	.364	2-4	.500	2-4	.500	0	3	3	0	0-0	1	2	0	12	12.0	12
Marshall	1-1	37	4-8	.500	3-4	.750	0-0	—	1	2	3	5	2-0	1	1	0	11	11.0	11
Pressey	1-0	13	4-6	.667	2-2	1.000	1-2	.500	0	0	0	5	1-0	0	3	0	11	11.0	11
H. Thompson	4-0	112	15-34	.441	6-17	.353	2-3	.667	1	7	8	6	13-0	2	3	1	38	9.5	21
Landry	1-1	19	4-8	.500	0-1	.000	0-0	—	0	3	3	1	4-0	0	2	1	8	8.0	8
McConnell	4-1	90	14-30	.467	2-6	.333	2-3	.667	1	16	17	23	2-0	7	9	2	32	8.0	10
Wood	2-0	30	7-15	.467	1-3	.333	1-2	.500	3	7	10	0	1-0	2	1	0	16	8.0	9
Noel	2-1	57	6-17	.353	0-1	.000	3-4	.750	4	8	12	2	8-0	4	2	6	15	7.5	8
Stauskas	3-2	93	8-28	.286	5-16	.313	1-2	.500	0	8	8	8	6-0	6	4	0	22	7.3	12
Sampson	3-1	52	7-13	.538	1-3	.333	5-6	.833	3	9	12	2	5-0	1	4	0	20	6.7	9
Holmes	3-1	44	6-12	.500	0-3	.000	3-5	.600	3	1	4	4	7-0	0	1	2	15	5.0	11
Canaan	3-1	55	2-10	.200	2-6	.333	1-1	1.000	0	4	4	4	2-0	1	1	0	7	2.3	4
76ERS	4	985	152-366	.415	45-118	.381	51-74	.689	39	114	153	89	81-1	35	55	29	400	100.0	111
BULLS	4	985	164-352	.466	40-88	.455	88-107	.822	56	161	217	100	67-0	30	68	28	456	114.0	115

BULLS VS. SIXERS IN OVERTIME:

DATE	LOCATION	SCORE	W-L
12/28/77	Philadelphia	125-129	L
11/17/79	Chicago	106-103	W
12/12/81	Philadelphia	114-117	L
01/17/86	Chicago	118-120	L
04/10/87	Philadelphia	96-98	L
01/27/88	Philadelphia	119-109	W
12/08/93	Philadelphia	95-88	W
02/12/03	Philadelphia	111-119	L
12/02/08	Chicago	95-103	L
02/03/10	Philadelphia	103-106	L
03/11/15	Philadelphia	104-95	W
01/14/16	Philadelphia	115-111	W
TOTALS	12 GAMES		5-7 (.417)



Office: 201 East Jefferson St., Phoenix, AZ 85004 **Phone:** (602) 379-7900
Home court: Talking Stick Resort Arena (18,055 – opened in 1992)
Managing Partner: Robert Sarver
General Manager: Ryan McDonough
Head Coach: Earl Watson
Associate Head Coach: Jay Triano
Assistant Coaches: Tyrone Corbin, Nate Bjorkgren, Marlon Garnett
Vice President, Athletic Care/Head Athletic Trainer: Aaron Nelson
Strength & Cond. Coach/Asst. Athletic Trainer/Dir. of Performance: Mike Elliott
Equipment Manager: Jay Gaspar
Vice President, Basketball Communications: Julie Fie
Senior Manager, Basketball Communications: Cole Mickelson
Manager, Basketball Communications: DC Headley
Assistant to VP of Basketball Communications: Lori Cook
Radio: Arizona Sports 98.7 FM – Al McCoy, Tim Kempton
Spanish Radio: KSJN 1400 AM – Arturo Ochoa, Jorge Moreno, Enrique Cortez
Television: FOX Sports Arizona (cable) – Steve Albert, Eddie Johnson, Ann Meyers Drysdale, Kevin Ray
Team Colors: Purple, Orange, Black, Gray and Yellow
Division: Pacific

BULLS STREAKS:

Overall: 1-L
 Home: 1-L
 Road: 1-W

2016-17 MEETINGS:

02/10 @ Phoenix
 02/24 @ Chicago

CHICAGO VS. PHOENIX 2015-16 SERIES: 2 GAMES, 1-1

DATE	SITE	BULLS	SUNS	BULLS HI-SCORER	SUNS HI-SCORER	BULLS HI-REBOUND	SUNS HI-REBOUND
11/18	PHX	103	97	Butler-32	Knight-23	Noah-11	Chandler-9
12/07	CHI	101	103	Gasol-22	Knight-21	Gasol-10	Bledsoe-9
TOTALS	2	204	200				
AVERAGE		102.0	100.0				

BULLS ALL-TIME VS. SUNS: 68-65 (.511)

SEASON	HOME W-L	ROAD W-L	NEUTRAL W-L
1968-69	2-0	1-2	1-0
1969-70	3-0	2-1	0-1
1970-71	2-1	1-2	
1971-72	2-1	3-0	
1972-73	2-1	2-1	
1973-74	2-1	2-1	
1974-75	1-1	1-1	
1975-76	2-1	0-2	
1976-77	1-1	1-1	
1977-78	2-0	0-2	
1978-79	1-1	0-2	
1979-80	1-2	0-3	
1980-81	0-1	0-1	
1981-82	0-1	0-1	
1982-83	0-1	0-1	
1983-84	1-0	0-1	
1984-85	1-0	0-1	
1985-86	1-0	0-1	
1986-87	1-0	0-1	
1987-88	1-0	1-0	
1988-89	0-1	1-0	
1989-90	1-0	1-0	
1990-91	1-0	0-1	
1991-92	1-0	0-1	
1992-93	0-1	1-0	

SEASON	HOME W-L	ROAD W-L	NEUTRAL W-L
1993-94	1-0	0-1	
1994-95	1-0	0-1	
1995-96	1-0	0-1	
1996-97	1-0	1-0	
1997-98	1-0	0-1	
1998-99	0-0	0-0	
1999-00	0-1	0-1	
2000-01	0-1	0-1	
2001-02	1-0	0-1	
2002-03	1-0	0-1	
2003-04	1-0	0-1	
2004-05	0-1	0-1	
2005-06	0-1	0-1	
2006-07	0-1	1-0	
2007-08	0-1	0-1	
2008-09	1-0	1-0	
2009-10	0-1	1-0	
2010-11	1-0	1-0	
2011-12	1-0	0-0	
2012-13	0-1	1-0	
2013-14	1-0	1-0	
2014-15	1-0	0-1	
2015-16	0-1	1-0	
TOTALS	42-24	25-40	1-1



BIGGEST WIN/WORST LOSS:

	DATE	LOCATION	SCORE	MARGIN
Biggest Win:	02/19/74	Chicago	130-96	34
Worst Loss:	11/25/83	Phoenix	94-120	26

LAST WIN/LOSS:

	DATE	LOCATION	SCORE
Last Win:	11/18/75	Phoenix	103-97
Last Loss:	12/07/75	Phoenix	101-103

2015-16 SEASON SERIES (1-1) CHICAGO BULLS VS. PHOENIX

PLAYER	G-GS	MIN	FG-FGA	PCT	3FG-FGA	PCT	FT-FTA	PCT	OFF	DEF	TOT	AST	PF-DQ	STL	TO	BLK	PTS	AVG	HI
Butler	2-2	79	17-35	.486	5-10	.500	12-14	.857	3	7	10	5	6-0	2	4	1	51	25.5	32
Gasol	2-2	53	14-26	.538	1-1	1.000	10-12	.833	6	12	18	7	3-0	4	6	4	39	19.5	22
Rose	1-1	34	7-18	.389	0-3	.000	0-0	---	1	5	6	4	3-0	3	5	1	14	14.0	14
Brooks	1-0	20	5-7	.714	2-2	1.000	0-0	---	0	1	1	5	2-0	0	4	0	12	12.0	12
Miročić	2-2	49	10-25	.400	3-12	.250	0-0	---	5	7	12	7	3-0	3	3	1	23	11.5	13
McDermott	2-0	48	8-14	.571	0-4	.000	0-0	---	1	4	5	3	3-0	0	2	0	16	8.0	8
Gibson	2-0	49	7-17	.412	0-0	---	0-0	---	7	8	15	3	7-0	2	4	2	14	7.0	8
Hinrich	2-1	37	6-12	.500	2-3	.667	0-0	---	0	3	3	6	2-0	1	2	0	14	7.0	14
Snell	2-2	42	4-9	.444	2-4	.500	0-0	---	0	3	3	3	2-0	0	3	0	10	5.0	10
Moore	2-0	28	3-5	.600	0-1	.000	2-2	1.000	0	2	2	1	2-0	2	2	0	8	4.0	4
Noah	2-0	41	1-5	.200	0-0	---	1-4	.250	4	16	20	8	3-0	1	4	1	3	1.5	3
BULLS	2	480	82-173	.474	15-40	.375	25-32	.781	27	68	95	52	36-0	18	40	10	204	102.0	103
SUNS	2	480	78-183	.426	15-44	.341	29-38	.763	24	59	83	34	31-1	24	31	8	200	100.0	103

2015-16 SEASON SERIES (1-1) PHOENIX SUNS VS. CHICAGO

PLAYER	G-GS	MIN	FG-FGA	PCT	3FG-FGA	PCT	FT-FTA	PCT	OFF	DEF	TOT	AST	PF-DQ	STL	TO	BLK	PTS	AVG	HI
Knight	2-2	74	15-34	.441	2-6	.333	12-13	.923	2	4	6	7	3-0	2	8	0	44	22.0	23
Bledsoe	2-2	72	14-39	.359	2-9	.222	7-10	.700	3	12	15	10	3-0	5	4	0	37	18.5	21
Teletovic	2-0	44	9-17	.529	6-11	.545	2-2	1.000	1	6	7	3	0-0	0	1	2	26	13.0	20
Len	2-1	40	9-17	.529	0-0	---	3-5	.600	4	7	11	3	8-1	2	2	2	21	10.5	15
Brooker	2-0	48	8-13	.615	4-4	1.000	0-0	---	0	4	4	5	3-0	1	1	2	20	10.0	14
Tucker	2-2	52	8-16	.500	1-4	.250	3-3	1.000	4	4	8	0	3-0	2	4	0	20	10.0	20
Leuer	2-1	37	6-16	.375	0-5	.000	1-2	.500	2	8	10	0	2-0	3	2	1	13	6.5	12
Chandler	1-1	31	3-7	.429	0-0	---	0-0	---	5	4	9	0	1-0	2	2	1	6	6.0	6
Warren	1-0	25	2-8	.250	0-0	---	1-1	1.000	1	2	3	3	3-0	2	2	0	5	5.0	5
Mark Morris	2-1	36	3-11	.273	0-2	.000	0-0	---	1	7	8	1	3-0	3	4	0	6	3.0	6
Price	2-0	15	1-3	.333	0-2	.000	0-0	---	1	1	2	2	2-0	2	0	0	2	1.0	2
Goodwin	1-0	7	0-2	.000	0-1	.000	0-2	.000	0	0	0	0	0-0	0	0	0	0	0.0	0
Jefferson	1-0	0	0-0	---	0-0	---	0-0	---	0	0	0	0	0-0	0	0	0	0	0.0	0
SUNS	2	480	78-183	.426	15-44	.341	29-38	.763	24	59	83	34	31-1	24	31	8	200	100.0	103
BULLS	2	480	82-173	.474	15-40	.375	25-32	.781	27	68	95	52	36-0	18	40	10	204	102.0	103

BULLS VS. SUNS IN OVERTIME:

DATE	LOCATION	SCORE	W-L
03/06/69	Carbondale, Ill.	125-117	W
10/24/69	Phoenix	116-115	W
12/23/71	Phoenix	117-108	W
03/04/73	Phoenix	118-117	W
01/06/74	Chicago	120-116	W
02/17/76	Chicago	114-111	W
03/02/77	Phoenix	108-104	W
10/27/78	Chicago	110-115	L
03/09/80	Phoenix	103-113	L
02/03/03	Phoenix	111-115	L
12/31/05	Chicago	98-107	L
11/24/10	Phoenix	123-115	W
11/14/12	Phoenix	112-106	W
TOTALS	13 GAMES		9-4 (.692)



Office: One Center Court, Suite 200, Portland, OR 97227
Phone: (503) 234-9291
Home Court: Moda Center (19,441 – opened in 1995)
Owner: Paul Allen
President of Basketball Operations: Neil Olshey
President & CEO: Chris McGowan
Head Coach: Terry Stotts
Assistant Coaches: David Vanterpool, Nate Tibbetts, Dale Osbourne, John McCullough and Jim Moran
Director of Player Health and Performance: Chris Stackpole
Head Athletic Trainer: Geoff Clark
Sports Performance Specialists: Todd Forcier and Ben Kenyon
Assistant General Managers: Bill Branch, Steve Rosenberry
Director of Player Personnel: Joe Cronin
Vice President of Basketball Communications: Jim Taylor
Basketball Communications Director: Collin Romer
Radio: Rip City Radio (620 AM) – Brian Wheeler
Television: KGW (Ch. 8)/Comcast SportsNet (cable) – Kevin Calabro, Lamar Hurd
Team Colors: Scarlet, Black and White
Division: Northwest

BULLS STREAKS:

Overall: 1-L
Home: 1-L
Road: 1-W

2016-17 MEETINGS:

11/15 @ Portland
12/05 @ Chicago

CHICAGO VS. PORTLAND 2015-16 SERIES: 2 GAMES, 1-1

DATE	SITE	BULLS	BLAZERS	BULLS HI-SCORER	BLAZERS HI-SCORER	BULLS HI-REBOUND	BLAZERS HI-REBOUND
11/24	POR	93	88	Butler-22	Lillard-19	Gasol-14	Plumlee-17
02/27	CHI	95	103	Gasol-22	Lillard-31	Gasol/Portis-16	Plumlee/Davis-9
TOTALS	2	188	191				
AVERAGE		94.0	95.5				

BULLS ALL-TIME VS. TRAIL BLAZERS: 60-58 (.508)

SEASON	HOME W-L	ROAD W-L	NEUTRAL W-L	SEASON	HOME W-L	ROAD W-L	NEUTRAL W-L
1970-71	1-1	2-0		1994-95	1-0	0-1	
1971-72	3-0	3-0		1995-96	1-0	1-0	
1972-73	2-1	3-0		1996-97	1-0	1-0	
1973-74	3-0	1-2		1997-98	0-1	1-0	
1974-75	2-0	0-2		1998-99	0-0	0-0	
1975-76	1-1	0-3		1999-00	0-1	0-1	
1976-77	0-2	0-2		2000-01	0-1	0-1	
1977-78	1-1	0-2		2001-02	0-1	0-1	
1978-79	2-0	2-0		2002-03	1-0	0-1	
1979-80	2-1	1-2		2003-04	0-1	0-1	
1980-81	0-1	0-1		2004-05	1-0	1-0	
1981-82	1-0	0-1		2005-06	1-0	0-1	
1982-83	0-1	1-0		2006-07	1-0	1-0	
1983-84	1-0	1-0		2007-08	0-1	0-1	
1984-85	1-0	0-1		2008-09	0-1	0-1	
1985-86	1-0	0-1		2009-10	1-0	0-1	
1986-87	1-0	0-1		2010-11	1-0	0-1	
1987-88	0-1	1-0		2011-12	0-1	0-0	
1988-89	1-0	1-0		2012-13	0-1	0-1	
1989-90	1-0	0-1		2013-14	0-1	0-1	
1990-91	0-1	0-1		2014-15	1-0	0-1	
1991-92	1-0	1-0		2015-16	0-1	1-0	
1992-93	1-0	1-0		TOTALS	36-23	24-35	0-0
1993-94	0-1	0-1					



BIGGEST WIN/WORST LOSS:

	DATE	LOCATION	SCORE	MARGIN
Biggest Win:	02/20/76	Chicago	130-74	56
Worst Loss:	11/19/08	Portland	74-116	42

LAST WIN/LOSS:

	DATE	LOCATION	SCORE
Last Win:	11/24/15	Portland	93-88
Last Loss:	02/27/16	Chicago	95-103

2015-16 SEASON SERIES (1-1) CHICAGO BULLS VS. PORTLAND

PLAYER	G-GS	MIN	FG-FGA	PCT	3FG-FGA	PCT	FT-FTA	PCT	OFF	DEF	TOT	AST	PF-DQ	STL	TO	BLK	PTS	AVG	HI
Butler	1-1	36	6-13	.462	2-3	.667	8-8	1.000	1	1	2	4	1-0	4	2	0	22	22.0	22
Gasol	2-2	66	14-31	.452	0-0	—	6-7	.857	5	25	30	14	4-0	1	3	4	34	17.0	22
Rose	1-1	35	7-20	.350	1-3	.333	2-2	1.000	0	4	4	6	3-0	0	2	0	17	17.0	17
Dunleavy	1-1	28	5-12	.417	2-7	.286	1-1	1.000	0	5	5	5	3-0	0	3	0	13	13.0	13
Mirotic	1-1	29	4-8	.500	3-4	.750	2-4	.500	2	6	8	3	2-0	0	4	0	13	13.0	13
McDermott	2-0	57	8-20	.400	2-7	.286	4-5	.800	0	3	3	2	3-0	2	1	0	22	11.0	18
Portis	1-0	28	5-12	.417	0-1	.000	0-0	—	4	12	16	2	1-0	0	0	1	10	10.0	10
Moore	2-1	47	9-23	.391	1-3	.333	0-0	—	0	3	3	3	1-0	1	1	0	19	9.5	19
Gibson	2-1	38	7-12	.583	0-0	—	3-3	1.000	1	9	10	1	1-0	1	0	2	17	8.5	10
Noah	1-0	20	3-6	.500	0-0	—	1-2	.500	0	6	6	1	3-0	0	1	2	7	7.0	7
Brooks	1-0	11	2-7	.286	2-3	.667	0-0	—	0	0	0	3	3-0	1	2	0	6	6.0	6
Hinrich	1-0	26	1-4	.250	0-1	.000	1-1	1.000	0	1	1	3	4-0	0	0	0	3	3.0	3
Snell	2-2	41	1-11	.091	1-7	.143	2-2	1.000	3	1	4	4	4-0	0	0	0	5	2.5	5
Felicio	1-0	2	0-0	—	0-0	—	0-0	—	0	1	1	1	0-0	0	0	0	0	0.0	0
Holiday (TOT)	1-0	16	0-1	.000	0-1	.000	0-0	—	0	1	1	0	0-0	0	0	0	0	0.0	0
Holiday (CHI)	1-0	16	0-1	.000	0-1	.000	0-0	—	0	1	1	0	0-0	0	0	0	0	0.0	0
BULLS	2	480	72-180	.400	14-40	.350	30-35	.857	16	78	94	52	39-0	10	23	9	188	94.0	95
TRAIL BLAZERS	2	480	69-175	.394	11-43	.256	42-54	.778	24	78	102	38	38-0	11	25	16	191	95.5	103

2015-16 SEASON SERIES (1-1) PORTLAND TRAIL BLAZERS VS. CHICAGO

PLAYER	G-GS	MIN	FG-FGA	PCT	3FG-FGA	PCT	FT-FTA	PCT	OFF	DEF	TOT	AST	PF-DQ	STL	TO	BLK	PTS	AVG	HI
Lillard	2-2	74	16-48	.333	0-0	.000	18-20	.900	1	13	14	12	5-0	0	6	1	50	25.0	31
Plumlee	2-2	63	8-18	.444	0-0	—	11-15	.733	6	20	26	3	10-0	1	3	3	27	13.5	16
McCollum	2-2	64	8-29	.276	2-11	.182	6-6	1.000	1	4	5	11	4-0	0	3	1	24	12.0	18
Davis	2-0	60	9-14	.643	0-0	—	3-6	.500	7	15	22	3	4-0	6	4	7	21	10.5	12
Crabbe	2-0	65	8-15	.533	2-5	.400	2-2	1.000	0	5	5	3	3-0	2	1	0	20	10.0	11
Henderson	2-0	44	8-18	.444	2-4	.500	0-2	.000	0	5	5	2	1-0	1	3	0	18	9.0	13
Leonard	1-0	21	3-5	.600	2-3	.667	0-0	—	1	7	8	0	3-0	0	0	0	8	8.0	8
Vonleh	2-2	25	5-11	.455	2-3	.667	0-1	.000	3	3	6	0	5-0	0	1	2	12	6.0	7
Aminu	2-2	43	2-12	.167	1-4	.250	2-2	1.000	3	5	8	2	3-0	1	2	1	7	3.5	5
Harkless	2-0	20	2-5	.400	0-3	.000	0-0	—	2	1	3	2	0-0	0	1	1	4	2.0	2
Roberts (TOT)	1-0	6	1-3	.333	0-1	.000	0-0	—	0	0	0	0	0-0	0	0	0	2	2.0	2
TRAIL BLAZERS	2	480	69-175	.394	11-43	.256	42-54	.778	24	78	102	38	38-0	11	25	16	191	95.5	103
BULLS	2	480	72-180	.400	14-40	.350	30-35	.857	16	78	94	52	39-0	10	23	9	188	94.0	95

BULLS VS. TRAIL BLAZERS IN OVERTIME:

DATE	LOCATION	SCORE	W-L
11/19/74	Portland	92-98	L
11/24/76	Portland	115-117	L
03/16/84 (4 OT)	Portland	156-155	W
11/29/91 (2 OT)	Portland	116-114	W
01/31/04	Portland	95-102	L
01/03/08 (2 OT)	Chicago	109-115	L
02/26/10	Chicago	115-111	W
TOTALS	7 GAMES		3-4 (.429)



Office: 500 David J. Stern Walk, Sacramento, CA 95814
Phone: (916) 928-0000
Home Court: Golden 1 Center (17,500 – opened in 2016)
Ownership: Vivek Ranadive
Vice President of Basketball Operations and GM: Vlade Divac
President: Chris Granger
Head Coach: Dave Joerges
Assistant Coaches: Elston Turner, Bryan Gates, Bob Thornton, Jason March, Duane Ticknor, Nancy Lieberman
Director of Sports Medicine: Pete Youngman
Head Athletic Trainer: Manny Romero
Vice President, Communication: Joelle Terry
Director, Media Relations: Chris Clark
Manager of Media Relations: Raheem Gethers
Radio: KHTK 1140 (1140 AM) – Gary Gerould
Television: Comcast SportsNet – Grant Napear, Jerry Reynolds, Kayte Christensen
Team Colors: Purple, Black and Silver
Division: Pacific

BULLS STREAKS:

Overall: 3-W
Home: 6-W
Road: 1-W

2016-17 MEETINGS:

01/21 @ Chicago
02/06 @ Sacramento

CHICAGO VS. SACRAMENTO 2015-16 SERIES: 2 GAMES, 2-0

DATE	SITE	BULLS	KINGS	BULLS HI-SCORER	KINGS HI-SCORER	BULLS HI-REBOUND	KINGS HI-REBOUND
02/03	SAC	107	102	Moore-24	Cousins-30	Gasol-13	Cousins-11
03/21	CHI	109	102	Gibson/Rose-18	Cousins/Collison-19	Gasol-14	Cousins-18
TOTALS	2	216	204				
AVERAGE		108.0	102.0				

BULLS ALL-TIME VS. KINGS: 79-75 (.513)

SEASON	HOME W-L	ROAD W-L	NEUTRAL W-L	SEASON	HOME W-L	ROAD W-L	NEUTRAL W-L
(Cincinnati)				1991-92	1-0	1-0	
1966-67	3-2	1-2	1-0	1992-93	1-0	1-0	
1967-68	1-1	2-1	2-0	1993-94	1-0	0-1	
1968-69	1-2	0-2	0-1	1994-95	0-1	0-1	
1969-70	2-0	0-2	1-1	1995-96	1-0	1-0	
1970-71	2-0	1-0	1-0	1996-97	1-0	1-0	
1971-72	2-0	1-1		1997-98	1-0	1-0	
(K.C.-Omaha)				1998-99	0-0	0-0	
1972-73	3-1	2-1		1999-00	0-1	0-1	
1973-74	2-1	3-1		2000-01	0-1	0-1	
1974-75	3-2	1-3		2001-02	0-1	0-1	
1975-76	1-2	0-4		2002-03	0-1	0-1	
1976-77	1-1	1-1		2003-04	0-1	0-1	
1977-78	0-2	0-2		2004-05	1-0	0-1	
1978-79	0-2	0-2		2005-06	0-1	0-1	
1979-80	3-0	0-2	0-1	2006-07	0-1	0-1	
1980-81	1-0	1-0		2007-08	1-0	0-1	
1981-82	1-0	0-1		2008-09	1-0	1-0	
1982-83	0-1	0-1		2009-10	0-1	1-0	
1983-84	1-0	0-1		2010-11	1-0	1-0	
1984-85	1-0	1-0		2011-12	1-0	1-0	
(Sacramento)				2012-13	1-0	0-1	
1985-86	0-1	0-1		2013-14	1-0	0-1	
1986-87	0-1	1-0		2014-15	1-0	0-1	
1987-88	1-0	0-1		2015-16	1-0	1-0	
1988-89	1-0	1-0		TOTALS	46-29	28-43	5-3
1989-90	0-1	1-0					
1990-91	1-0	1-0					



BIGGEST WIN/WORST LOSS:

	DATE	LOCATION	SCORE	MARGIN
Biggest Win	02/22/91	Chicago	129-82	47
Worst Loss	03/13/93	Sacramento	79-121	42
Biggest Win (KC):	01/10/76	Chicago	111-94	27
Worst Loss (KC):	02/18/79	Kansas City	107-130	23
	03/28/78	Chicago	105-128	23
Biggest Win (CIN):	01/31/71	Chicago	131-99	32
Worst Loss (CIN):	03/11/67	Cincinnati	119-147	28

LAST WIN/LOSS:

	DATE	LOCATION	SCORE
Last Win:	03/21/16	Chicago	109-102
Last Loss:	11/20/14	Sacramento	88-103

2015-16 SEASON SERIES (2-0) CHICAGO BULLS VS. SACRAMENTO

PLAYER	G-GS	MIN	FG-FGA	PCT	3FG-FGA	PCT	FT-FTA	PCT	OFF	DEF	TOT	AST	PF-DQ	STL	TO	BLK	PTS	AVG	HI
Moore	1-1	38	9-16	.563	4-5	.800	2-4	.500	1	4	5	4	5-0	2	1	0	24	24.0	24
Rose	2-2	68	15-30	.500	0-2	.000	9-12	.750	2	9	11	13	1-0	3	8	0	39	19.5	21
Gasol	2-2	61	10-26	.385	2-2	1.000	8-10	.800	5	22	27	7	6-0	3	6	3	30	15.0	16
Gibson	2-2	67	12-22	.545	0-0	---	6-7	.857	5	6	11	4	7-0	5	3	1	30	15.0	18
McDermott	2-0	46	10-21	.476	6-13	.462	1-2	.500	0	3	3	1	4-0	0	1	0	27	13.5	16
Butler	1-1	35	3-10	.300	0-1	.000	5-7	.714	2	1	3	8	0-0	5	0	0	11	11.0	11
Dunleavy	1-1	27	3-8	.375	3-6	.500	0-0	---	0	1	1	1	3-0	1	1	0	9	9.0	9
Snell	1-1	21	4-6	.667	1-2	.500	0-0	---	1	6	7	0	0-0	1	0	0	9	9.0	9
Holiday (TOT)	2-1	33	5-13	.385	5-9	.556	0-0	---	1	3	4	1	1-0	1	2	1	15	7.5	9
Holiday (CHI)	1-0	15	3-6	.500	3-4	.750	0-0	---	0	1	1	0	1-0	0	0	1	9	9.0	9
Portis	2-0	36	7-14	.500	0-1	.000	0-0	---	3	6	9	2	2-0	0	1	0	14	7.0	8
Mirnic	1-0	21	2-8	.250	2-4	.500	0-0	---	0	3	3	2	3-0	0	3	2	6	6.0	6
Hinrich	1-0	19	1-2	.500	1-1	1.000	0-0	---	1	3	4	5	3-0	0	0	0	3	3.0	3
Brooks	2-0	26	2-10	.200	1-4	.250	0-2	.000	1	3	4	7	2-0	1	2	0	5	2.5	3
BULLS	2	480	81-179	.453	23-45	.511	31-44	.705	21	68	89	54	37-0	21	26	7	216	108.0	109
KINGS	2	480	82-176	.466	15-49	.306	25-35	.714	23	72	95	44	38-1	18	37	10	204	102.0	102

2015-16 SEASON SERIES (0-2) SACRAMENTO KINGS VS. CHICAGO

PLAYER	G-GS	MIN	FG-FGA	PCT	3FG-FGA	PCT	FT-FTA	PCT	OFF	DEF	TOT	AST	PF-DQ	STL	TO	BLK	PTS	AVG	HI
Cousins	2-2	73	18-39	.462	0-4	.000	13-18	.722	7	22	29	7	5-0	4	14	4	49	24.5	30
Collison	2-0	62	14-21	.667	4-7	.571	6-7	.857	1	5	6	6	2-0	0	1	0	38	19.0	19
Gay	2-2	64	12-24	.500	3-6	.500	3-3	1.000	4	7	11	2	10-1	1	2	1	30	15.0	18
Belinelli	2-1	58	11-24	.458	4-12	.333	1-3	.333	1	5	6	4	4-0	4	4	0	27	13.5	18
Butler	1-0	21	5-11	.455	0-5	.000	0-0	---	0	2	2	1	1-0	3	0	0	10	10.0	10
Rondo	2-2	62	10-22	.455	0-2	.000	0-0	---	3	3	6	14	6-0	3	10	0	20	10.0	14
Casspi	2-0	46	6-13	.462	3-6	.500	2-4	.500	3	11	14	4	1-0	2	0	1	17	8.5	10
McLemore	1-0	18	2-4	.500	1-2	.500	0-0	---	0	4	4	3	1-0	1	1	0	5	5.0	5
Acy	1-1	11	1-2	.500	0-1	.000	0-0	---	0	1	1	0	2-0	0	0	2	2.0	2	2
Anderson	1-1	16	1-6	.167	0-4	.000	0-0	---	0	2	2	2	0-0	0	2	0	2	2.0	2
Caulley-Stein	2-1	23	1-6	.167	0-0	---	0-0	---	3	3	6	0	3-0	0	1	2	2	1.0	2
Koufos	2-0	27	1-4	.250	0-0	---	0-0	---	1	7	8	1	3-0	0	0	2	2	1.0	2
KINGS	2	480	82-176	.466	15-49	.306	25-35	.714	23	72	95	44	38-1	18	37	10	204	102.0	102
BULLS	2	480	81-179	.453	23-45	.511	31-44	.705	21	68	89	54	37-0	21	26	7	216	108.0	109

BULLS VS. KINGS IN OVERTIME:

DATE	LOCATION	SCORE	W-L
02/12/68	Cleveland	112-104	W
03/16/70	Omaha	142-140	W
01/09/72	Chicago	108-104	W
12/01/72	Kansas City	106-97	W
01/25/80	Chicago	113-117	L
03/07/82 (2 OT)	Kansas City	122-124	L
02/16/87	Chicago	120-124	L
TOTALS		7 GAMES	4-3 (.571)



Office: AT&T Center, One AT&T Center, San Antonio, TX 78219
Phone: (210) 444-5000
Home court: AT&T Center (18,581 – opened in 2002)
Chairman & CEO: Hawn Holt
President of Business Operations: Rick Pych
President of Basketball Operations/Head Coach: Gregg Popovich
President of Sports Franchises/General Manager: R.C. Buford
Vice President of Basketball Operations: Monty Williams
Assistant General Manager: Brian Wright
Assistant Coaches: Ettore Messina, Ime Udoka, James Borrego, Chip Engelland, Becky Hammon, Will Hardy
Senior Director of Communications: Tom James
Basketball Communications Manager: Kris Davis
Basketball Communications Coordinator: Jordan Howenstine
Radio: WQAI (1200 AM) – Bill Schoening
Spanish Radio: KCOR (1350 AM) – Paul Castro
Television: KENS (Ch. 5)/KMYS (Ch. 35)/FOX Sports Southwest (Ch. 26) – Bill Land, Sean Elliott, Andrew Monaco
Team Colors: Metallic Silver and Black
Division: Southwest

BULLS STREAKS:

Overall: 1-L
Home: 2-W
Road: 2-L

2016-17 MEETINGS:

12/08 @ Chicago
12/25 @ San Antonio

CHICAGO VS. SAN ANTONIO 2015-16 SERIES: 2 GAMES, 1-1

DATE	SITE	BULLS	SPURS	BULLS HI-SCORER	SPURS HI-SCORER	BULLS HI-REBOUND	SPURS HI-REBOUND
11/30	CHI	92	89	Gasol-18	Leonard-25	Gasol-13	Aldridge/Duncan-12
03/10	SAS	101	109	Gasol/Rose-21	Leonard-29	Gasol-12	Aldridge-10
TOTALS	2	193	198				
AVERAGE		96.5	99.0				

BULLS ALL-TIME VS. SPURS: 32-51 (.386)

SEASON	HOME W-L	ROAD W-L	NEUTRAL W-L
1976-77	2-0	1-1	
1977-78	2-0	0-2	
1978-79	0-2	0-1	
1979-80	0-1	0-1	
1980-81	0-1	0-1	
1981-82	1-0	0-1	
1982-83	0-1	0-1	
1983-84	0-1	0-1	
1984-85	1-0	0-1	
1985-86	0-1	1-0	
1986-87	1-0	0-1	
1987-88	1-0	0-1	
1988-89	1-0	1-0	
1989-90	1-0	0-1	
1990-91	0-1	0-1	
1991-92	1-0	0-1	
1992-93	0-1	0-1	
1993-94	1-0	0-1	
1994-95	0-1	1-0	
1995-96	1-0	1-0	

SEASON	HOME W-L	ROAD W-L	NEUTRAL W-L
1996-97	1-0	1-0	
1997-98	1-0	1-0	
1998-99	0-1	0-0	
1999-00	0-1	0-1	
2000-01	1-0	0-1	
2001-02	0-1	0-1	
2002-03	0-1	0-1	
2003-04	0-1	0-1	
2005-06	0-1	1-0	
2006-07	1-0	0-1	
2007-08	0-1	0-1	
2008-09	0-1	0-1	
2009-10	1-0	1-0	
2010-11	1-0	0-1	
2011-12	0-0	1-0	
2012-13	0-1	0-1	
2013-14	0-1	1-0	
2014-15	1-0	0-1	
2015-16	1-0	0-1	
TOTALS	21-21	11-30	0-0



BIGGEST WIN/WORST LOSS:

	DATE	LOCATION	SCORE	MARGIN
Biggest Win:	03/05/97	Chicago	111-69	42
Worst Loss:	12/20/78	San Antonio	102-131	29
	12/02/83	San Antonio	94-123	29

LAST WIN/LOSS:

	DATE	LOCATION	SCORE
Last Win:	11/30/15	Chicago	92-89
Last Loss:	03/10/16	San Antonio	101-109

2015-16 SEASON SERIES (1-1) CHICAGO BULLS VS. SAN ANTONIO

PLAYER	G-GS	MIN	FG-FGA	PCT	3FG-FGA	PCT	FT-FTA	PCT	OFF	DEF	TOT	AST	PF-DQ	STL	TO	BLK	PTS	AVG	HI
Gasol	2-2	64	14-34	.412	1-1	1.000	10-12	.833	8	17	25	8	2-0	1	8	5	39	19.5	21
Rose	2-2	70	14-38	.368	1-4	.250	3-4	.750	2	5	7	12	1-0	1	3	1	32	16.0	21
Butler	1-1	40	5-9	.556	0-2	.000	4-4	1.000	1	2	3	3	3-0	1	5	2	14	14.0	14
Moore	2-1	53	11-18	.611	4-7	.571	0-3	.000	0	8	8	5	4-0	1	4	1	26	13.0	20
Snell	1-1	23	4-5	.800	3-3	1.000	0-0	---	0	6	6	1	1-0	0	0	0	11	11.0	11
McDermott	2-0	52	6-16	.375	1-3	.333	3-3	1.000	0	5	5	2	3-0	0	0	0	16	8.0	12
Miročić	2-1	52	6-15	.400	4-10	.400	0-0	---	2	13	15	4	6-0	2	5	1	16	8.0	8
Noah	1-0	23	4-6	.667	0-0	---	0-2	.000	4	7	11	7	5-0	0	0	0	8	8.0	8
Dumleavy	1-1	29	2-8	.250	1-5	.200	2-3	.667	0	6	6	3	3-0	0	1	0	7	7.0	7
Gibson	2-1	41	5-12	.417	0-0	---	2-2	1.000	5	4	9	2	6-0	2	2	0	12	6.0	8
Holiday (TOT)	3-0	36	7-12	.583	3-6	.500	0-0	---	1	3	4	1	3-0	1	3	1	17	5.7	12
Holiday (CHI)	1-0	21	5-8	.625	2-3	.667	0-0	---	1	1	2	1	3-0	1	3	1	12	12.0	12
Portis	1-0	11	0-3	.000	0-0	---	0-0	---	0	4	4	0	2-0	0	0	0	0	0.0	0
BULLS	2	480	76-172	.442	17-38	.447	24-33	.727	23	78	101	48	39-0	9	32	11	193	96.5	101
SPURS	2	480	81-183	.443	8-31	.258	28-37	.757	21	66	87	49	29-0	19	17	8	198	99.0	109

2015-16 SEASON SERIES (1-1) SAN ANTONIO SPURS VS. CHICAGO

PLAYER	G-GS	MIN	FG-FGA	PCT	3FG-FGA	PCT	FT-FTA	PCT	OFF	DEF	TOT	AST	PF-DQ	STL	TO	BLK	PTS	AVG	HI
Leonard	2-2	79	19-36	.528	4-8	.500	12-14	.857	4	11	15	5	5-0	4	3	2	54	27.0	29
Aldridge	2-2	66	20-37	.541	0-0	---	7-9	.778	2	20	22	1	3-0	2	3	2	47	23.5	26
Parker	2-2	63	16-28	.571	0-2	.000	1-3	.333	0	5	5	21	2-0	1	2	0	33	16.5	20
Duncan	2-2	58	6-14	.429	0-0	---	1-3	.333	5	10	15	7	4-0	2	2	1	13	6.5	7
Green	2-2	57	5-16	.313	1-7	.143	2-2	1.000	3	3	6	2	4-0	4	1	1	13	6.5	9
West	2-0	35	4-13	.308	0-0	---	2-2	1.000	5	4	9	2	6-0	0	1	2	10	5.0	8
Mills	2-0	34	4-17	.235	1-7	.143	0-0	---	0	0	0	5	0-0	0	1	0	9	4.5	5
Ginobili	2-0	37	3-10	.300	0-3	.000	2-2	1.000	0	2	2	4	2-0	3	2	0	8	4.0	4
Diaw	2-0	21	3-7	.429	1-3	.333	0-0	---	2	7	9	0	1-0	0	2	0	7	3.5	5
Miller (TOT)	2-0	19	2-4	.500	0-1	.000	0-0	---	0	1	1	2	1-0	0	0	0	4	2.0	4
Miller (SA)	1-0	3	0-0	---	0-0	---	0-0	---	0	0	0	0	0-0	0	0	0	0	0.0	0
Anderson	2-0	19	1-4	.250	1-1	1.000	0-0	---	0	4	4	2	2-0	2	0	0	3	1.5	3
Martin (TOT)	1-0	8	0-0	---	0-0	---	1-2	.500	0	0	0	0	0-0	1	0	0	1	1.0	1
Martin (SA)	1-0	8	0-0	---	0-0	---	1-2	.500	0	0	0	0	0-0	1	0	0	1	1.0	1
Marjanovic	1-0	1	0-1	.000	0-0	---	0-0	---	0	0	0	0	0-0	0	0	0	0	0.0	0
SPURS	2	480	81-183	.443	8-31	.258	28-37	.757	21	66	87	49	29-0	19	17	8	198	99.0	109
BULLS	2	480	76-172	.442	17-38	.447	24-33	.727	23	78	101	48	39-0	9	32	11	193	96.5	101

BULLS VS. SPURS IN OVERTIME:

DATE	LOCATION	SCORE	W-L
01/30/79	Chicago	108-112	L
03/05/93	Chicago	102-107	L
01/24/95	Chicago	102-104	L
11/03/97 (2 OT)	Chicago	87-83	W
11/07/05	Chicago	95-104	L
TOTALS	5 GAMES		1-4 (.200)



Office: 50 Bay Street, Suite 400, Toronto, Ontario M5J 2L2

Phone: (416) 815-5600

Home Court: Air Canada Centre (19,800 – opened in 1999)

Chairman of the Board & NBA Governor: Larry Tanenbaum

President: Masai Ujiri

General Manager: Jeff Weltman

Head Coach: Dwane Casey

Assistant Coaches: Rex Kalamian, Nick Nurse, Jama Mahlelela, Patrick Mutombo, Jim Sann

Assistant Coach/Director of Sports Science: Alex McKechnie

Head Athletic Trainer: Scott McCullough

Director, Media Relations: Jim LaBumbard

Manager, Media Relations: Roven Yau

Coordinators, Media Relations: Phil Summers

Radio: TSN Radio 1050, Sportsnet 590 The FAN - Paul Jones, Eric Smith, Jack Armstrong, Sherman Hamilton

Television: TSN, TSN2, Sportsnet and Sportsnet ONE - Matt Devlin, Leo Rautins, Jack Armstrong, Sherman Hamilton

Team Colors: Red, Black and Silver

Division: Atlantic

BULLS STREAKS:

Overall: 9-W

Home: 4-W

Road: 6-W

2016-17 MEETINGS:

01/07 @ Chicago

02/14 @ Chicago

03/21 @ Toronto

CHICAGO VS. TORONTO 2015-16 SERIES: 4 GAMES, 4-0

DATE	SITE	BULLS	RAPTORS	BULLS HI-SCORER	RAPTORS HI-SCORER	BULLS HI-REBOUND	RAPTORS HI-REBOUND
12/28	CHI	104	97	Gasol/Snell-22	Lowry-28	Gibson-11	Thompson-12
01/03	TOR	115	113	Butler-42	DeRozan-24	Gasol-13	Valanciunas-9
02/19	CHI	116	106	McDermott-30	Lowry-27	Gasol-11	Valanciunas-12
03/14	TOR	109	107	McDermott-29	Lowry-33	Gibson-10	Lowry-11
TOTALS	4	444	423				
AVERAGE		111.0	105.8				

BULLS ALL-TIME VS. RAPTORS: 46-32 (.590)

SEASON	HOME W-L	ROAD W-L	NEUTRAL W-L
1995-96	2-0	1-1	
1996-97	2-0	1-1	
1997-98	2-0	2-0	
1998-99	0-1	1-1	
1999-00	0-2	0-2	
2000-01	0-2	0-2	
2001-02	0-2	0-2	
2002-03	2-0	0-2	
2003-04	2-0	2-0	
2004-05	1-0	2-0	
2005-06	2-0	2-0	
2006-07	1-1	1-1	
2007-08	1-1	0-1	
2008-09	0-2	1-1	
2009-10	0-1	1-1	
2010-11	2-0	1-1	
2011-12	2-0	1-0	
2012-13	0-1	1-1	
2013-14	0-2	2-0	
2014-15	2-0	2-0	
2015-16	2-0	2-0	
TOTALS	23-15	23-17	0-0

**BIGGEST WIN/WORST LOSS:**

	DATE	LOCATION	SCORE	MARGIN
Biggest Win:	02/19/98	Toronto	123-86	37
Worst Loss:	12/05/09	Chicago	78-110	32

LAST WIN/LOSS:

	DATE	LOCATION	SCORE
Last Win:	03/14/16	Toronto	109-107
Last Loss:	12/31/13	Chicago	79-85

2015-16 SEASON SERIES (4-0) CHICAGO BULLS VS. TORONTO

PLAYER	G-GS	MIN	FG-FGA	PCT	3FG-FGA	PCT	FT-FTA	PCT	OFF	DEF	TOT	AST	PF-DQ	STL	TO	BLK	PTS	AVG	HI
Rose	2-2	63	19-36	.528	4-7	.571	4-6	.667	2	2	4	10	2-0	0	5	1	46	23.0	26
Butler	3-3	108	22-48	.458	2-8	.250	14-17	.824	3	10	13	16	6-0	3	5	5	60	20.0	42
Gasol	3-3	96	21-46	.457	0-0	—	17-21	.810	3	28	31	18	5-0	1	5	8	59	19.7	22
McDermott	3-0	78	22-32	.688	8-12	.667	7-8	.875	2	3	5	2	6-0	0	1	1	59	19.7	30
Mirčić	3-3	78	10-27	.370	6-18	.333	10-10	1.000	2	13	15	3	7-0	2	5	2	36	12.0	17
Moore	3-2	82	13-21	.619	2-4	.500	2-2	1.000	3	9	12	10	7-0	2	1	1	30	10.0	17
Gibson	4-4	126	16-26	.615	0-0	—	3-8	.375	15	17	32	9	12-0	3	3	6	35	8.8	13
Brooks	4-0	82	11-35	.314	2-13	.154	8-10	.800	1	10	11	15	12-0	1	5	0	32	8.0	17
Snell	4-0	69	12-27	.444	5-11	.455	2-2	1.000	0	12	12	4	4-0	0	2	2	31	7.8	22
Portis	4-0	90	15-30	.500	0-3	.000	0-1	.000	4	26	30	4	8-0	1	3	2	30	7.5	12
Dunleavy	1-1	23	2-5	.400	1-2	.500	0-0	—	1	2	3	1	3-0	0	1	1	5	5.0	5
Holiday (TOT)	1-1	14	2-4	.500	1-2	.500	0-0	—	0	3	3	1	4-0	0	2	1	5	5.0	5
Holiday (CHI)	1-1	14	2-4	.500	1-2	.500	0-0	—	0	3	3	1	4-0	0	2	1	5	5.0	5
Felicio	2-0	20	3-4	.750	0-0	—	2-4	.500	1	4	5	3	4-0	0	0	1	8	4.0	8
Hinrich	2-1	30	3-4	.750	2-3	.667	0-0	—	1	1	2	5	2-0	1	0	0	8	4.0	8
BULLS	4	960	171-345	.496	33-83	.398	69-89	.775	38	140	178	101	82-0	14	40	31	444	111.0	116
RAPTORS	4	960	155-351	.442	30-89	.337	83-108	.769	45	125	170	78	75-0	23	31	29	423	105.8	113

2015-16 SEASON SERIES (0-4) TORONTO RAPTORS VS. CHICAGO

PLAYER	G-GS	MIN	FG-FGA	PCT	3FG-FGA	PCT	FT-FTA	PCT	OFF	DEF	TOT	AST	PF-DQ	STL	TO	BLK	PTS	AVG	HI
Lowry	4-4	157	36-75	.480	10-25	.400	28-33	.848	2	23	25	34	9-0	8	10	2	110	27.5	33
DeRozan	4-4	150	30-74	.405	4-11	.364	28-33	.848	6	13	19	17	9-0	4	5	0	92	23.0	27
Valanciunas	4-3	86	19-29	.655	0-0	—	12-14	.857	12	15	27	3	7-0	1	7	7	50	12.5	25
Scola	4-4	87	18-36	.500	2-6	.333	3-5	.600	7	13	20	4	10-0	2	1	4	41	10.3	22
Carroll	2-2	49	8-19	.421	4-10	.400	0-2	.000	1	6	7	0	6-0	1	0	0	20	10.0	10
Patterson	4-0	108	15-39	.385	7-19	.368	2-3	.667	4	18	22	7	4-0	1	0	2	39	9.8	13
Joseph	4-0	95	13-30	.433	1-5	.200	6-7	.857	3	7	10	9	4-0	1	3	0	33	8.3	13
Thompson (TOT)	2-0	16	2-2	1.000	0-0	—	4-5	.800	1	6	7	1	1-0	1	0	1	8	4.0	7
Thompson (TOR)	1-0	12	2-2	1.000	0-0	—	3-3	1.000	1	3	4	0	1-0	1	0	0	7	7.0	7
Ross	4-0	93	6-24	.250	2-11	.182	0-0	—	1	8	9	1	8-0	3	0	3	14	3.5	6
Biyombo	4-1	75	5-9	.556	0-0	—	1-4	.250	8	15	23	1	14-0	0	2	8	11	2.8	6
Bennett	1-0	5	1-2	.500	0-0	—	0-0	—	0	1	1	0	0-0	1	0	0	2	2.0	2
J. Johnson	3-2	39	2-10	.200	0-1	.000	0-4	.000	0	2	2	2	2-0	0	0	3	4	1.3	2
Powell	1-0	4	0-2	.000	0-1	.000	0-0	—	0	1	1	0	1-0	0	0	0	0	0.0	0
RAPTORS	4	960	155-351	.442	30-89	.337	83-108	.769	45	125	170	78	75-0	23	31	29	423	105.8	113
BULLS	4	960	171-345	.496	33-83	.398	69-89	.775	38	140	178	101	82-0	14	40	31	444	111.0	116

BULLS VS. RAPTORS IN OVERTIME:

DATE	LOCATION	SCORE	W-L
02/28/99	Toronto	90-88	W
11/04/02	Toronto	102-105	L
04/11/04	Toronto	114-108	W
03/29/09	Toronto	129-134	L
03/24/12	Chicago	102-101	W
01/16/13	Toronto	107-105	W
TOTALS	6 GAMES	4-2 (.667)	



Office: 301 West South Temple, Salt Lake City, UT 84101

Phone: (801) 325-2500

Home Court: Vivint Smart Home Arena (19,911 – opened in 1991)

Owner: Gail Miller

President: Steve Starks

General Manager: Dennis Lindsey

Vice President of Player Personnel: Walt Perrin

Vice President of Basketball Operations: Linda Luchetti

Executive Director of International Scouting: Richard Smith

Director of Pro Player Personnel: David Fredman

Director of Scouting (Jazz)/V.P. of Basketball Operations (Stars): Bart Taylor

Head Coach: Quin Snyder

Assistant Coaches: Johnnie Bryant, Alex Jensen, Igor Kokoskov, Antonio Lang, Mike Wells

Head Athletic Trainer: Brian Zettler

Senior Vice President, Communications: Frank Zang

Vice President, Communications: Jonathan Rinehart

Director, Communications: Derek Garduño

Radio: KZNS (1280 AM/97.5 FM "The Zone") – David Locke, Ron Boone

Television: ROOT Sports (cable) – Craig Bolerjack, Matt Harpring, Kristen Kenney

Team Colors: Navy, Dark Yellow, Dark Green and Gray

Division: Northwest

BULLS STREAKS:

Overall: 1-W

Home: 1-W

Road: 1-L

2016-17 MEETINGS:

11/17 @ Utah

03/18 @ Chicago

CHICAGO VS. UTAH 2015-16 SERIES: 2 GAMES, 1-1

DATE	SITE	BULLS	JAZZ	BULLS HI-SCORER	JAZZ HI-SCORER	BULLS HI-REBOUND	JAZZ HI-REBOUND
02/01	UTA	96	105 (OT)	Butler: 26	Hayward: 27	Gibson: 11	Gobert/Hayward: 12
03/19	CHI	92	85	Rose: 22	Favors: 24	Gibson: 10	Gobert: 7
TOTALS	2	188	187				
AVERAGE		94.0	93.5				

BULLS ALL-TIME VS. JAZZ: 50-46 (.521)

SEASON	HOME W-L	ROAD W-L	NEUTRAL W-L
(New Orleans)			
1974-75	2-0	2-0	
1975-76	0-2	2-0	
1976-77	2-0	2-0	
1977-78	2-0	0-2	
1978-79 (Utah)	2-0	0-2	
1979-80	2-1	0-3	
1980-81	1-0	1-0	
1981-82	0-1	1-0	
1982-83	1-0	0-1	
1983-84	0-1	1-0	
1984-85	0-1	0-1	
1985-86	1-0	0-1	
1986-87	0-1	0-1	
1987-88	1-0	1-0	
1988-89	0-1	0-1	
1989-90	0-1	0-1	
1990-91	1-0	1-0	
1991-92	1-0	0-1	
1992-93	1-0	1-0	
1993-94	1-0	1-0	
1994-95	0-1	0-1	

SEASON	HOME W-L	ROAD W-L	NEUTRAL W-L
1995-96	1-0	1-0	
1996-97	1-0	0-1	
1997-98	0-1	0-1	
1998-99	0-0	0-1	
1999-00	0-1	0-1	
2000-01	0-1	0-1	
2001-02	0-1	0-1	
2002-03	1-0	0-1	
2003-04	0-1	1-0	
2004-05	1-0	1-0	
2005-06	1-0	0-1	
2006-07	0-1	0-1	
2007-08	1-0	0-1	
2008-09	1-0	1-0	
2009-10	0-1	0-1	
2010-11	1-0	1-0	
2011-12	1-0	0-0	
2012-13	1-0	1-0	
2013-14	1-0	0-1	
2014-15	0-1	1-0	
2015-16	1-0	0-1	
TOTALS	30-18	20-28	0-0



BIGGEST WIN/WORST LOSS:

	DATE	LOCATION	SCORE	MARGIN
Biggest Win (UTA):	02/26/80	Chicago	105-85	20
	12/12/80	Chicago	118-98	20
Worst Loss (UTA):	11/18/00	Utah	64-109	45
Biggest Win (NO):	12/13/74	Chicago	109-76	33
Worst Loss (NO):	11/01/77	New Orleans	88-99	11

LAST WIN/LOSS:

	DATE	LOCATION	SCORE
Last Win:	03/19/16	Chicago	92-85
Last Loss:	02/01/16	Utah	96-105 (OT)

2015-16 SEASON SERIES (1-1) CHICAGO BULLS VS. UTAH

PLAYER	G-S	MIN	FG-FGA	PCT	3FG-FGA	PCT	FT-FTA	PCT	OFF	DEF	TOT	AST	PF-DQ	STL	TO	BLK	PTS	AVG	HI
Butler	2-2	80	16-31	.516	2-5	.400	5-9	.556	0	12	12	12	4-0	0	4	0	39	19.5	26
Gasol	1-1	40	8-13	.615	0-0	---	3-4	.750	0	8	8	3	6-1	1	2	1	19	19.0	19
Rose	2-2	67	16-36	.444	3-6	.500	1-2	.500	2	4	6	8	5-0	1	6	1	36	18.0	22
Mirošić	1-0	33	5-12	.417	2-6	.333	3-4	.750	0	6	6	3	2-0	0	0	2	15	15.0	15
Gibson	2-2	76	9-15	.600	0-1	.000	4-5	.800	11	10	21	7	7-0	3	3	5	22	11.0	15
Portis	2-0	40	6-14	.429	1-3	.333	4-6	.667	4	6	10	2	0-0	0	0	2	17	8.5	9
Moore	1-1	27	4-12	.333	0-3	.000	0-0	---	0	2	2	0	2-0	0	1	2	8	8.0	8
McDermott	2-0	42	6-15	.400	2-5	.400	0-0	---	1	6	7	2	3-0	0	2	0	14	7.0	7
Felicio	1-1	12	2-3	.667	0-0	---	0-0	---	0	2	2	0	1-0	1	1	0	4	4.0	4
Brooks	2-0	25	3-8	.375	0-4	.000	0-0	---	0	1	1	4	3-0	1	2	0	6	3.0	4
Snell	1-0	7	1-1	1.000	1-1	1.000	0-0	---	0	1	1	0	1-0	0	0	0	3	3.0	3
Hinrich	1-0	15	1-3	.333	0-1	.000	0-0	---	1	2	3	0	2-0	0	1	0	2	2.0	2
Dunleavy	1-1	26	0-3	.000	0-3	.000	1-1	1.000	0	3	3	1	1-0	1	2	0	1	1.0	1
Holiday (TOT)	2-0	25	1-5	.200	0-3	.000	0-0	---	0	2	2	2	1-0	1	1	0	2	1.0	2
Holiday (CHI)	1-0	15	1-4	.250	0-2	.000	0-0	---	0	2	2	1	0-0	0	1	0	2	2.0	2
BULLS	2	505	78-170	.459	11-40	.275	21-31	.677	19	65	84	43	37-1	8	27	13	188	94.0	96
JAZZ	2	505	73-171	.427	15-45	.333	29-45	.644	25	65	90	41	37-1	10	25	8	190	95.0	105

2015-16 SEASON SERIES (1-1) UTAH JAZZ VS. CHICAGO

PLAYER	G-S	MIN	FG-FGA	PCT	3FG-FGA	PCT	FT-FTA	PCT	OFF	DEF	TOT	AST	PF-DQ	STL	TO	BLK	PTS	AVG	HI
Favors	2-2	73	15-32	.469	0-0	---	7-13	.538	2	12	14	2	6-0	1	5	6	37	18.5	24
Hayward	2-2	81	13-33	.394	2-10	.200	8-10	.800	3	12	15	12	4-0	1	4	0	36	18.0	27
Hood	2-2	71	12-33	.364	5-13	.385	4-4	1.000	2	6	8	4	6-1	1	3	0	33	16.5	19
Neto	2-1	45	10-13	.769	3-3	1.000	0-2	.000	0	4	4	3	3-0	2	2	0	23	11.5	14
Burke	1-0	19	4-11	.364	2-6	.333	0-0	---	2	0	2	1	0-0	0	0	0	10	10.0	10
Gobert	2-2	70	7-14	.500	0-0	---	4-8	.500	5	14	19	3	3-0	2	2	1	18	9.0	16
Mack (TOT)	3-1	39	5-14	.357	2-5	.400	3-4	.750	2	3	5	9	0-0	2	3	0	15	5.0	15
Mack (UTA)	1-1	34	5-11	.455	2-3	.667	3-4	.750	2	3	5	8	0-0	1	2	0	15	15.0	15
Lyles	2-0	26	3-6	.500	0-2	.000	0-0	---	2	4	6	2	3-0	0	0	0	6	3.0	4
Ingle	2-0	36	2-8	.250	1-5	.200	0-0	---	2	4	6	4	4-0	2	3	1	5	2.5	3
Johnson	2-0	25	1-6	.167	0-2	.000	3-4	.750	4	2	6	0	4-0	0	2	0	5	2.5	3
Booker	2-0	25	1-4	.250	0-1	.000	0-0	---	1	4	5	2	4-0	0	1	0	2	1.0	2
JAZZ	2	505	73-171	.427	15-45	.333	29-45	.644	25	65	90	41	37-1	10	25	8	190	95.0	105
BULLS	2	505	78-170	.459	11-40	.275	21-31	.677	19	65	84	43	37-1	8	27	13	188	94.0	96

BULLS VS. JAZZ IN OVERTIME:

DATE	LOCATION	SCORE	W-L
02/03/92 (3 OT)	Utah	123-126	L
01/05/02	Chicago	111-113	L
02/06/06	Utah	107-109	L
11/25/13	Utah	83-87	L
02/01/16	Utah	96-105	L
TOTALS	5 GAMES		0-5 (.000)



Office: 601 F Street NW, Washington, DC 20004
Phone: (202) 661-5000
Home Court: Wells Fargo Center (20,328 – opened in 1996)
Majority Owner: Ted Leonsis
President: Ernie Grunfeld
Head Coach: Scott Brooks
Assistant Coaches: Tony Brown, Sidney Lowe, Chad Iske, Mike Terpstra, Maz Trakh
Athletic Trainer: Corey Bennett
Communications: Scott Hall, Patrick Rees, DeAndre Phillips
Radio: TBD – Dave Johnson, Glenn Consor
Television: Comcast SportsNet – Steve Buckhantz, Phil Chenier, Chris Miller
Team Colors: Red, White and Blue
Division: Southeast

BULLS STREAKS:

Overall: 1-L
Home: 1-W
Road: 2-L

2016-17 MEETINGS:

11/12 @ Chicago
12/21 @ Chicago
01/10 @ Washington
03/17 @ Washington

CHICAGO VS. WASHINGTON 2015-16 SERIES: 3 GAMES, 1-2

DATE	SITE	BULLS	WIZARDS	BULLS HI-SCORER	WIZARDS HI-SCORER	BULLS HI-REBOUND	WIZARDS HI-REBOUND
01/11	CHI	100	114	Rose-23	Wall-17	Gasol-10	Gooden-12
02/24	CHI	109	104	Gibson/Moore-17	Beal-19	Gasol-15	Morris-10
03/16	WAS	96	117	McDermott-20	Wall-29	Three with six	Wall-10
TOTALS	3	305	335				
AVERAGE		101.7	111.7				

BULLS ALL-TIME VS. WIZARDS: 116-99 (.540)

SEASON	HOME W-L	ROAD W-L	NEUTRAL W-L	SEASON	HOME W-L	ROAD W-L	NEUTRAL W-L
(Baltimore)				1990-91	2-0	1-1	
1966-67	4-0	1-2	1-1	1991-92	2-0	2-0	
1967-68	2-1	3-1		1992-93	2-0	2-0	
1968-69	0-3	0-2	0-1	1993-94	2-0	2-0	
1969-70	0-2	0-2	1-1	1994-95	1-1	1-1	
1970-71	2-0	1-2		1995-96	2-0	2-0	
1971-72	2-1	2-0		1996-97	1-0	1-1	
1972-73	2-0	1-0	1-0	1997-98	1-1	2-0	
(Capital)				1998-99	1-0	0-2	
1973-74	2-0	1-1		1999-00	1-1	1-1	
(Washington)				2000-01	1-1	1-0	
1974-75	1-1	0-2		2001-02	1-1	0-2	
1975-76	0-2	0-2		2002-03	1-1	0-2	
1976-77	0-1	1-1		2003-04	1-1	0-2	
1977-78	2-0	0-1		2004-05	1-0	0-2	
1978-79	1-1	0-2		2005-06	2-0	1-1	
1979-80	0-1	0-1		2006-07	2-0	1-1	
1980-81	3-0	2-1		2007-08	0-2	1-0	
1981-82	2-1	0-3		2008-09	2-0	1-1	
1982-83	0-3	1-2		2009-10	1-0	1-1	
1983-84	2-1	0-3		2010-11	2-0	2-0	
1984-85	2-0	1-2		2011-12	1-1	1-0	
1985-86	1-2	0-2		2012-13	2-0	0-2	
1986-87	3-0	0-3		2013-14	0-1	1-1	
1987-88	2-1	1-2		2014-15	1-1	1-1	
1988-89	2-0	1-1		2015-16	1-1	0-1	
1989-90	2-0	1-1		TOTALS	71-34	42-62	3-3



BIGGEST WIN/WORST LOSS:

	DATE	LOCATION	SCORE	MARGIN
Biggest Win (WAS):	04/15/07	Washington	101-68	33
Worst Loss (WAS):	01/26/78	Washington	107-135	28
Biggest Win (CAP):	10/19/73	Chicago	117-103	14
Worst Loss (CAP):	12/26/73	Largo, Md.	81-82	1
Biggest Win (BAL):	10/15/71	Chicago	106-82	24
Worst Loss (BAL):	12/13/66	New York	94-122	28

LAST WIN/LOSS:

	DATE	LOCATION	SCORE
Last Win:	02/24/16	Chicago	109-104
Last Loss:	03/16/16	Washington	96-117

2015-16 SEASON SERIES (1-2) CHICAGO BULLS VS. WASHINGTON

PLAYER	G-GS	MIN	FG-FGA	PCT	3FG-FGA	PCT	FT-FTA	PCT	OFF	DEF	TOT	AST	PF-DQ	STL	TO	BLK	PTS	AVG	HI
Rose	2-2	60	15-32	.469	2-4	.500	7-7	1.000	0	3	3	5	0-0	2	8	1	39	19.5	23
Butler	2-2	67	10-27	.370	1-5	.200	15-18	.833	3	7	10	10	3-0	6	3	0	36	18.0	19
McDermott	3-0	79	14-25	.560	5-12	.417	10-10	1.000	0	8	8	4	7-0	1	3	1	43	14.3	20
Gasol	2-2	60	9-16	.563	0-1	.000	7-8	.875	2	23	25	10	2-0	1	5	1	25	12.5	15
Brooks	3-0	45	12-28	.429	3-11	.273	2-4	.500	1	0	1	7	4-0	1	4	0	29	9.7	11
Gibson	3-3	56	9-18	.500	0-0	---	6-7	.857	5	11	16	8	6-0	3	5	0	24	8.0	17
Holiday (TOT)	3-0	53	9-18	.500	4-9	.444	0-0	---	3	7	10	3	5-0	1	4	1	22	7.3	13
Holiday (CHI)	2-0	37	7-12	.583	2-4	.500	0-0	---	1	6	7	2	4-0	0	4	1	16	8.0	13
Moore	3-1	54	10-22	.455	2-5	.400	0-0	---	1	8	9	3	6-0	2	5	0	22	7.3	17
Dunleavy	2-2	46	6-13	.462	2-7	.286	0-0	---	1	5	6	1	8-0	0	1	2	14	7.0	14
Mirnic	2-2	52	6-14	.429	2-6	.333	0-2	.000	1	9	10	3	1-0	1	1	2	14	7.0	7
Snell	3-1	56	7-16	.438	4-8	.500	2-2	1.000	0	5	5	3	6-0	0	3	0	20	6.7	16
Portis	3-0	55	6-19	.316	0-2	.000	7-8	.875	3	11	14	3	5-0	1	5	2	19	6.3	8
Felicio	2-0	29	2-5	.400	0-0	---	0-0	---	4	6	10	1	2-0	2	0	1	4	2.0	2
Bairstow	1-0	5	0-2	.000	0-0	---	0-0	---	0	1	1	0	1-0	0	0	0	0	0.0	0
Noah	1-0	19	0-7	.000	0-0	---	0-0	---	4	5	9	4	3-0	1	2	0	0	0.0	0
BULLS	3	720	113-256	.441	23-65	.354	56-66	.848	26	108	134	64	58-0	21	51	11	305	101.7	109
WIZARDS	3	720	129-277	.466	31-73	.425	46-60	.767	31	101	132	75	64-0	33	37	17	335	111.7	117

2015-16 SEASON SERIES (2-1) WASHINGTON WIZARDS VS. CHICAGO

PLAYER	G-GS	MIN	FG-FGA	PCT	3FG-FGA	PCT	FT-FTA	PCT	OFF	DEF	TOT	AST	PF-DQ	STL	TO	BLK	PTS	AVG	HI
Wall	3-3	105	24-53	.453	5-11	.455	9-12	.750	1	18	19	29	6-0	9	11	2	62	20.7	29
Beal	2-1	65	14-36	.389	1-9	.111	10-11	.909	2	7	9	4	4-0	4	4	0	39	19.5	20
Temple	3-2	86	17-30	.567	11-18	.611	2-4	.500	2	7	9	7	7-0	3	3	2	47	15.7	18
Neal	1-0	15	4-9	.444	1-1	1.000	2-2	1.000	2	0	2	3	2-0	2	2	0	11	11.0	11
Hillario	3-2	64	13-23	.565	0-0	---	6-10	.600	2	9	11	5	5-0	5	3	4	32	10.7	14
Sessions	3-0	61	12-25	.480	1-4	.250	7-9	.778	0	7	7	8	3-0	1	2	0	32	10.7	16
Gooden	1-0	27	4-10	.400	0-4	.000	2-2	1.000	7	5	12	3	3-0	0	0	1	10	10.0	10
Porter	3-3	85	12-25	.480	5-9	.556	1-2	.500	2	13	15	4	7-0	3	0	2	30	10.0	14
Anderson	1-0	16	3-4	.750	2-3	.667	1-1	1.000	0	3	3	1	2-0	0	1	0	9	9.0	9
Gortat	2-1	46	8-16	.500	0-0	---	1-1	1.000	6	8	14	0	6-0	1	0	2	17	8.5	9
Blair	1-0	13	4-6	.667	0-0	---	0-0	---	0	3	3	1	2-0	0	0	0	8	8.0	8
Morris (TOT)	4-2	78	9-26	.346	1-4	.250	3-4	.750	5	19	24	4	10-0	4	6	1	22	5.5	11
Morris (WAS)	2-1	42	6-15	.400	1-2	.500	3-4	.750	4	12	16	3	7-0	1	2	1	16	8.0	11
Dudley	3-2	65	6-15	.400	3-10	.300	0-0	---	2	6	8	6	9-0	2	6	0	15	5.0	8
Thornton (TOT)	1-0	7	1-1	1.000	1-1	1.000	0-0	---	0	1	1	0	0-0	0	0	1	3	3.0	3
Thornton (WAS)	1-0	7	1-1	1.000	1-1	1.000	0-0	---	0	1	1	0	0-0	0	0	1	3	3.0	3
Hickson (TOT)	3-0	23	2-8	.250	0-0	---	3-4	.750	2	4	6	2	4-0	4	1	0	7	2.3	5
Hickson (WAS)	1-0	6	0-3	.000	0-0	---	2-2	1.000	0	0	0	1	0-0	1	0	0	2	2.0	2
Oubre	2-0	15	1-6	.167	0-1	.000	0-0	---	1	2	3	0	1-0	1	1	2	2	1.0	2
Eddie	1-0	2	0-0	---	0-0	---	0-0	---	0	0	0	0	0-0	0	0	0	0	0.0	0
WIZARDS	3	720	129-277	.466	31-73	.425	46-60	.767	31	101	132	75	64-0	33	37	17	335	111.7	117
BULLS	3	720	113-256	.441	23-65	.354	56-66	.848	26	108	134	64	58-0	21	51	11	305	101.7	109

BULLS VS. WIZARDS IN OVERTIME:

DATE	LOCATION	SCORE	W-L
01/02/76	Chicago	99-107	L
12/15/79	Chicago	113-115	L
11/11/83	Washington	124-125	L
01/06/84	Washington	89-96	L
04/09/84 (2 OT)	Washington	134-136	L
03/14/87	Washington	105-106	L
11/05/95	Chicago	99-100	L
12/30/99	Washington	117-112	W
01/15/10 (2 OT)	Chicago	121-119	W
TOTALS	9 GAMES		2-7 (.222)



2015-16 SEASON





JUNE, 2015

- June 2, 2015** — Named Fred Hoiberg head coach.
- June 17, 2015** — Named Jim Boylen associate head coach.
- June 25, 2015** — Named Pete Myers assistant coach.
- June 25, 2015** — Drafted Bobby Portis (22nd overall) in the 2015 NBA Draft.
- June 29, 2015** — Kirk Hinrich exercised his player option for the 2015-16 season.

JULY, 2015

- July 8, 2015** — Signed Bobby Portis.
- July 8, 2015** — Named Randy Brown and Charlie Henry assistant coaches.
- July 8, 2015** — Retained Mike Wilhelm as an assistant coach.
- July 9, 2015** — Re-signed Jimmy Butler to a multi-year contract extension.
- July 12, 2015** — Signed Cristiano Felicio.
- July 14, 2015** — Re-signed Aaron Brooks and Mike Dunleavy.

SEPTEMBER, 2015

- Sept. 28, 2015** — Signed Jake Anderson, Jordan Crawford and Marcus Simmons as free agents.

OCTOBER, 2015

- Oct. 1, 2015** — Signed Stephon Hannah as a free agent.
- Oct. 13, 2015** — Waived Jake Anderson and Stephon Hannah.
- Oct. 22, 2015** — Waived Jordan Crawford and Marcus Simmons.
- Oct. 27, 2015** — The Bulls tipped off their 50th season by defeating the Cleveland Cavaliers, 97-95, at the United Center. Nikola Mirotić scored 11 of his 19 points in the first quarter, and Derrick Rose finished with 18 points. Fred Hoiberg earned his first career NBA coaching victory. Chicago improved to 5-1 all-time against Cleveland in opening night contests.
- Oct. 28, 2015** — The Bulls used 14 3-pointers and .538 shooting from the field to upend the Brooklyn Nets on the road, 115-100. The Bulls led for the entire game. All five Chicago starters scored in double digits, led by Jimmy Butler's 24 points and six assists. The Nets misfired on all nine of their long range tries. Brook Lopez paced Brooklyn with 26 points and seven rebounds.
- Oct. 30, 2015** — Exercised options for Tony Snell (4th year) and Doug McDermott (3rd year).

NOVEMBER, 2015

- Nov. 1, 2015** — Chicago held on for a 92-87 victory against the Orlando Magic at the United Center. Pau Gasol and Nikola Mirotić each netted 16 points to guide the Bulls. Chicago withstood a 14-0 Orlando run in the fourth quarter by shooting 7-of-8 from the foul line to close the game. Evan Fournier led the Magic with 19 points.
- Nov. 5, 2015** — The Bulls improved to 3-0 at home with a 104-98 triumph over the Oklahoma City Thunder. Derrick Rose tallied a season-high 29 points (12 in the fourth quarter) on 12-of-25 shooting. Chicago committed only six turnovers, resulting in just four Thunder points. Kevin Durant scored 33 points, and Russell Westbrook had 20 points, 10 rebounds and eight assists.

Nov. 9, 2015 — Powered by Nikola Mirotić's 20 points and 10 boards, along with 27 team fast break points, the Bulls stomped the Philadelphia 76ers, 111-88, at the Wells Fargo Center. Six Bulls scored in double figures, and Chicago handed out 28 assists. Doug McDermott finished with 18 points and connected on 3-of-6 3-pointers. Chicago held Philadelphia to .350 shooting overall and led by as many as 26 points.

Nov. 13, 2015 — The Bulls evened the season series against the Hornets with a 102-97 win at the United Center. Jimmy Butler scored a team-high 27 points. Pau Gasol notched his fourth double-double of the year (19 points and 13 rebounds) and recorded his 1,000th rebound in a Bulls uniform. Chicago limited Charlotte to 22 points in the paint.

Nov. 16, 2015 — Chicago pulled off its third straight win in a 96-95 squeaker over the Indiana Pacers at the United Center. Derrick Rose guided the Bulls with a 23-point and six-assist effort. The Bulls held a 15-point lead in the third quarter before Indiana knotted the game at 93 with two minutes left in regulation. The Pacers had a chance to win on the final possession, but Jimmy Butler blocked Paul George as time expired to preserve the victory. Butler chipped in 17 points for the night.

Nov. 18, 2015 — The Bulls kept their win streak rolling, picking up their fourth victory in a row with a 103-97 win over Phoenix. Jimmy Butler poured in 32 points on 11-of-23 shooting. Chicago jumped out to a 31-18 lead after one quarter on 13-of-18 (72%) from the field and maintained control for the rest of the contest. The Suns backcourt of Brandon Knight and Eric Bledsoe combined for 44 points.

Nov. 22, 2015 — Assigned Cameron Bairstow to the Austin Spurs.

Nov. 24, 2015 — The Bulls overcame .384 shooting from the floor and used Jimmy Butler's 22 points and four steals to escape with a 93-88 win in Portland. Derrick Rose tallied 17 points, and Pau Gasol finished with 12 points and 14 rebounds. Chicago never trailed and forced the Blazers to shoot .352 overall. The Bulls translated 15 Portland turnovers into 21 points. Damian Lillard led the Blazers with 19 points, 10 rebounds and eight assists.

Nov. 30, 2015 — Behind a balanced scoring effort and effective defense, the Bulls prevailed against the San Antonio Spurs in Chicago, 92-89. Pau Gasol logged 18 points, 13 rebounds, four assists and three blocks to lead four other Bulls in double figures. The Bulls trailed by three heading into the fourth quarter but held the Spurs to .286 shooting in the frame to move ahead. San Antonio finished just 2-of-14 (.143) from long range. Kawhi Leonard led the Spurs with 25 points and eight rebounds.

DECEMBER, 2015

Dec. 2, 2015 — Chicago improved to 7-1 at the United Center with a 99-90 victory over the Denver Nuggets. The Bulls outscored the Nuggets in the fourth quarter, 31-18, to seal the win. Pau Gasol enjoyed a monster game, finishing with 26 points, 19 rebounds and four blocks. Jimmy Butler recorded 19 points and six boards, while Derrick Rose totaled 12 points and nine assists. Chicago pulled down a season-best 62 rebounds. Will Barton paced Denver with 16 points and eight boards.

Dec. 5, 2015 — Pau Gasol became the 116th player in NBA history to log 1,000 regular season games played in a 102-96 defeat to the Charlotte Hornets. Gasol finished with 13 points, 11 rebounds and four blocks in 28 minutes of action. Jimmy Butler led all scorers with 25 points and eight boards as Charlotte took a 2-1 lead in the season series.

Dec. 7, 2015 — Recalled Cameron Bairstow from the Austin Spurs.

Dec. 10, 2015 — The Bulls escaped with an 83-80 triumph against the Los Angeles Clippers in Chicago. Chicago (.356 shooting) and Los Angeles (.341) struggled on the offensive end, but Pau Gasol (24 points, 10-of-19 FG) provided a solid effort to propel the Bulls. The Clippers made eight 3-pointers in the fourth quarter to attempt a comeback. Blake Griffin had 18 points and 11 rebounds for Los Angeles.



DECEMBER, 2015 (CONT.)

Dec. 12, 2015 — The reserves came through for the Bulls in their 98-94 win versus New Orleans at the United Center. Chicago's bench accounted for 52 of the team's 98 points, led by Aaron Brooks' 17 points (15 in the fourth quarter). Pau Gasol led the offensive front with 18 points and 11 rebounds, while Jimmy Butler (15 points) knocked down his 1,000th career free throw. The Bulls overcame a 10-point deficit entering the final quarter.

Dec. 14, 2015 — Chicago notched its third straight win using a strong second half to upend the 76ers, 115-96, at the United Center. The Bulls outscored Philadelphia 64-40 in the second half after trailing by five at halftime. Chicago shot .545 in the second half and held the 76ers to .341. Tony Snell logged his second career double-double (16 points and a career-high 11 rebounds), while Jimmy Butler tallied 19 of his 23 points before intermission. 76ers rookie Jahlil Okafor totaled 22 points.

Dec. 16, 2015 — The Bulls moved to 15-8 on the year with a 98-95 win against the Memphis Grizzlies. Jimmy Butler (24 points) and Derrick Rose (19 points) provided an offensive spark in the backcourt, and Doug McDermott tallied 17 points. Chicago forced Memphis to shoot .333 in the second half en route to 32 points allowed, a season low for either half.

Dec. 18, 2015 — Chicago's 147-144 four-overtime loss to Detroit at the United Center marked just the second such game in Bulls history and the first at home. The Bulls set season highs in points, rebounds (62), field goals made (50), field goal attempts (120), free throws made (39) and free throw attempts (44). Jimmy Butler poured in 43 points, including 13 in the fourth overtime, and shot 14-of-16 from the line. Derrick Rose (34 points) and Pau Gasol (30 points, 15 rebounds and five blocks) rounded out the Bulls' scoring effort. It was the first time since 1996 that three Bulls scored 30 or more points in the same game.

Dec. 25, 2015 — The Bulls swept the season series against the Thunder for the first time since 2007-08, pulling out a 105-96 Christmas Day win at Chesapeake Energy Arena. Jimmy Butler netted 23 points, and Pau Gasol (21 points and 13 rebounds) and Taj Gibson (13 points and 10 rebounds) each picked up double-doubles. Chicago came out of halftime firing on all cylinders, outscoring the Thunder 32-16 in the third quarter behind .577 shooting. Kevin Durant registered 29 points for Oklahoma City.

Dec. 28, 2015 — Chicago utilized a 19-4 run spanning the third and fourth quarters to defeat Toronto for a sixth straight time, 104-97, at the United Center. Tony Snell exploded for a season-high 22 points off the bench (16 in the fourth quarter), Pau Gasol finished with 22 points, Derrick Rose with 20 points, and Aaron Brooks with 17 points. The Bulls improved to 16-1 for the season when limiting their foes to under 100 points. Kyle Lowry carried the Raptors with 28 points and nine assists.

Dec. 30, 2015 — The Bulls pocketed their first overtime win of the year in a 102-100 squeaker over the Pacers. Aaron Brooks recorded a season-best 29 points in 41 minutes off the bench. Chicago's bench owned a 52-31 edge in reserve points and climbed to 13-1 when holding the bench scoring advantage. The two teams combined for 30 offensive rebounds and 49 second-chance points. George Hill tallied 20 points and seven boards for Indiana.

Dec. 31, 2015 — Assigned Cristiano Felicio to the Canton Charge.

JANUARY, 2016

Jan. 1, 2016 — Playing in their first game of 2016 and the 4,000th regular season contest in team history, the Bulls dominated the Knicks, 108-81. Chicago eclipsed the century mark in scoring for the sixth straight game. Bobby Portis earned his second career double-double (16 points and 10 rebounds), and Jimmy Butler led all scorers with 23 points. New York shot .369 from the field, moving Chicago to 9-1 for the season when opponents shoot under 40 percent. The Bulls won their fifth straight New Year's Day game. Their last New Year's loss was in 1978.

Jan. 3, 2016 — Chicago earned its fourth consecutive win by edging Toronto, 115-113, at the Air Canada Centre. Jimmy Butler put forth a historic performance, scoring 40 of his 42 points in the second half, the most points by a Bull in a half in team history. Michael Jordan held the previous record of 39 set in 1989. Butler finished 15-of-23 from the field (14-of-19 after halftime) and propelled the Bulls to 67 second-half points. Pau Gasol logged a well-rounded game for Chicago, finishing with 19 points, 13 rebounds, six assists and four blocks.

Jan. 5, 2016 — The Bulls took the first matchup against division rival Milwaukee, 117-106. Jimmy Butler continued his torrid offensive output, leading Chicago with 32 points and 10 assists for his second double-double of the season. Pau Gasol powered his way to 26 points, 11 rebounds and five dimes. Taj Gibson finished with 11 points and tied his season best with 14 rebounds and tied his career high with six blocks.

Jan. 7, 2016 — Behind Pau Gasol (17 points and 18 rebounds) and Jimmy Butler (19 points and 10 rebounds), the Bulls beat the Boston Celtics, 101-92, and increased their win streak to six games overall and five at home. All five Chicago starters scored in double digits, and the defense forced Boston to shoot .357 overall. Butler also tallied one steal, extending his steal streak to 42 straight games and tying him with Scottie Pippen for the second-most consecutive games with a swipe since 1995. The victory was Chicago's 100th all-time against Boston.

Jan. 13, 2016 — Recalled Cristiano Felicio from the Canton Charge.

Jan. 14, 2016 — In Chicago's 115-111 overtime win at Philadelphia, Jimmy Butler (53 points) scored the most points by a Bull since April 27, 1997, when Michael Jordan went for 55 against Washington. Butler also became the fourth Bull to score at least 50 in a game. He also became the fifth player in the last 30 years to produce at least 50 points, 10 boards and five assists in a single game. Butler shot 21-of-25 from the foul line. The Bulls rallied from a 24-point deficit to snap their three-game skid.

Jan. 15, 2016 — Assigned Cristiano Felicio to the Canton Charge.

Jan. 16, 2016 — Recalled Cristiano Felicio from the Canton Charge.

Jan. 18, 2016 — The Bulls picked up their first win in the season series with Detroit, besting the Pistons at the Palace of Auburn Hills, 111-101. Pau Gasol posted a season-high 31 points, 12 rebounds and three blocks. Chicago finished .524 from the field and dished 28 assists, led by Aaron Brooks' 10. The Bulls shot .556 from the field in the last quarter while holding the Pistons to .259. Ersan Ilyasova and Reggie Jackson each chipped in 19 points to pace Detroit.

Jan. 23, 2016 — Chicago took a 2-0 season series lead against division rival Cleveland, emerging with a 96-83 triumph at Quicken Loans Arena. Pau Gasol logged a double-double, posting 25 points, 10 rebounds and six assists. The Bulls won despite forcing the Cavaliers into only four turnovers. It was just the third time in the last 30 years the Bulls won when their opponent committed four or fewer miscues. Cleveland, led by LeBron James' 26 points, had eight bench points.

Jan. 28, 2016 — Jimmy Butler (26 points and 10 assists) and Pau Gasol (21 points and 12 rebounds) each finished with double-doubles in Chicago's 114-91 domination of the Los Angeles Lakers at the Staples Center. The Bulls held the lead for the duration of the game. Chicago proved to be too much for the Lakers in the low post, owning a 56-28 edge in paint points. Doug McDermott netted 15 points in 24 minutes off bench. Jordan Clarkson's 16 points led the way for Los Angeles.



FEBRUARY, 2016

Feb. 1, 2016 – Chicago assigned Mike Dunleavy to the Santa Cruz Warriors in advance of his return to the team after rehabbing from back surgery.

Feb. 3, 2016 – ETwan Moore scored a career-high 24 points (tied on Feb. 21 vs. L.A. Lakers) to lead the Bulls to a 107-102 victory in Sacramento. Moore started in place of Jimmy Butler, who missed his first game of the season with left knee tendinitis. Chicago was also without Nikola Mirotić, Joakim Noah and Mike Dunleavy due to injury. Derrick Rose led the team with nine dimes, and moved past John Paxson (2,394) for sixth in Bulls franchise history for assists.

Feb. 3, 2016 – Recalled Mike Dunleavy from Santa Cruz.

Feb. 18, 2016 – Chicago acquired Justin Holiday from the Atlanta Hawks and a 2018 second-round pick from the Utah Jazz, and sent Kirk Hinrich to Atlanta.

Feb. 19, 2016 – A 116-106 win versus Toronto ended a five-game losing streak. The Bulls overcame a 13-point second quarter deficit and outscored the Raptors 64-48 in the second half to get the victory. Doug McDermott poured in a career-high 30 points (20 of which came in the second half) on 13-of-17 shooting, including 4-of-5 from long range. Pau Gasol nearly notched a triple-double with 18 points, 11 rebounds and nine assists.

Feb. 21, 2016 – According to Basketball-Reference, Chicago's 126-115 win versus the Lakers marked the first time in team history that the Bulls shot at least .550 from the field, .650 from long range and .950 from the free throw line in a single game. The last time Chicago finished with 120 or more points in regulation was Dec. 22, 2014, versus Toronto (129). The Bulls connected on 13 of their 19 3-point attempts (.684), and it was the team's highest 3-point percentage with at least 15 attempts since Dec. 21, 2013. The Bulls handed out 30 assists compared to the Lakers' 13.

Feb. 24, 2016 – Chicago won its third game in a row versus Washington, 109-104. The Bulls shot .500 (44-of-88) for the third game in a row, which is the longest such streak since Feb. 11 to Feb. 21, 2014, when they did it four straight times. Chicago had seven players score in double figures including all five of its starters. The Bulls' starters combined for a plus/minus of plus-66, while Washington's starters were minus-61.

MARCH, 2016

March 5, 2016 – The Bulls snapped a four-game losing streak with a 108-100 win versus the Rockets. Chicago's starters finished with a plus-minus of plus-76 and accounted for 86 of the team's total points. Pau Gasol registered 28 points, 17 rebounds and six dimes to lead Chicago. The Bulls handed out 28 assists, out-rebounded Houston, 53-40, and won despite committing 26 turnovers.

March 7, 2016 – The Bulls prevailed versus Milwaukee, 100-90, behind Pau Gasol's second triple-double effort of the season (12 point, 17 rebounds, 13 assists and 5 blocks). The Bulls shot .500 for the game and had a season-high 35 assists on 39 made field goals. All five Chicago starters scored in double figures, tallying 80 of the team's 100 points, and the team snapped a 16-game streak of allowing 100 or more points.

March 14, 2016 – Chicago ended an eight-game road losing streak with a 109-107 win at Toronto. Doug McDermott led the Bulls with 29 points, 24 of which came in the first half from a perfect 7-for-7 from the field and 7-for-8 at the free throw line with three 3-pointers. DeMar DeRozan had his game-tying lay-up blocked by Jimmy Butler with one second remaining. The Bulls had 23 assists compared to 12 for Toronto. Chicago has won the last nine meetings with Toronto and swept the season-series (4-0) for the second straight year.

March 17, 2016 – The Bulls tipped off a four-game home stand with a win versus Brooklyn, 118-102. Chicago scored 39 points in the fourth quarter, which was the most they scored in any period this season. The Bulls were a perfect 15-of-15 from the foul line, marking the second time of the year that the Bulls made all their free throws (20-of-20 on Jan. 5 versus MIL). Derrick Rose finished with 12 points and five assists, passing Reggie Theus for fifth-most assists in team history.

March 19, 2016 – Chicago beat Utah at home, 92-85, in a game in which the team never trailed. Derrick Rose led the Bulls in scoring with 22 points (10-of-15 FG), while Taj Gibson posted a double-double of 15 points and 10 rebounds. The Jazz scored 50 of their 85 points in the paint.

March 21, 2016 – The Bulls picked up their third win in a row with a home victory over Sacramento, 109-102. Chicago ended the game on a 19-7 run, overcoming a 95-90 deficit midway through the fourth quarter. Pau Gasol played after missing the previous four games and contributed 14 points, 14 rebounds and three blocks.

March 29, 2016 – A four-game losing streak came to an end with a tight road victory in Indiana, 98-96. Nikola Mirotić contributed 28 points from the bench, hitting seven 3-pointers, to go along with 10 rebounds. The Pacers went on a 10-0 run in the fourth quarter to take a three-point lead, 98-93, with 3:03 remaining in the game, but the Bulls countered with a small 5-0 run of their own to close out the game. Indiana missed six shots in the last three minutes and had one turnover.

March 31, 2016 – The Bulls got back-to-back wins on the two-game road trip to Indiana and Houston, beating the Rockets 103-100 and sweeping this season's series. Chicago out-shot Houston, 481 to 400, and made 11 3-pointers to the Rockets' nine. Nikola Mirotić again scored 28 points off the bench for the second game in a row. The Bulls were down 80-71 entering the fourth quarter, but outscored Houston 32-20 in the final frame off of .825 shooting (10-of-16).

APRIL, 2016

April 3, 2016 – Chicago's 102-98 win at Milwaukee gave the team a 3-1 record in the season series versus the Bucks, and its ninth victory in the last 11 games between the two franchises. Jimmy Butler led the Bulls in scoring with 25 games and shot 10-of-11 from the field. His .909 field goal percentage was the highest of his career when attempting 10+ shots. As a team, the Bulls shot .527 on the night (39-of-74).

April 9, 2016 – The Bulls closed out the season series with the Cavaliers with a victory, 105-102, and won the series 3-1. Chicago's bench contributed 44 points and combined for a plus/minus of plus-75. Cleveland connected on 19 3-pointers, a new Bulls all-time opponent high that marked just the ninth time in league history that a team lost when making 19 or more threes in a game. Cristiano Felicio finished the game with a career-high 16 points on a perfect 7-of-7 shooting from the field. Felicio also set a career high for minutes played with 23:29.

April 11, 2016 – After trailing by as many as 14 points in the game, 67-53 in the third quarter, Chicago fought back and tied New Orleans at 108 with 3:07 remaining. The Bulls then scored seven unanswered points to take the lead and eventually won the game, 121-116. Jimmy Butler scored 12 of his team-high 23 points in the final frame. The Bulls connected on their first seven field goal attempts of the game, not missing until the 7:04 mark of the first quarter, and the team's .571 field goal percentage (44-of-77) for the game was the highest of the season.



APRIL, 2016 (CONT.)

April 13, 2016 – The Bulls ended their season with a win over the 76ers, 115-105 – their third in a row. Chicago overcame a 24-point deficit in the second quarter by putting together a 32-4 run spanning the second and third periods, which tied the Bulls' third-largest comeback in team history. The Bulls made 15 3-pointers in the game, which tied a season high (15 versus New York on March 23). The five bench players who appeared in the game between the two teams were the fewest in a game in the league this season.

MAY, 2016

May 25, 2016 – Jimmy Butler was selected to the NBA All-Defensive Second Team for the third straight season.

NOTE: The Chicago Bulls led the NBA in home attendance for the seventh straight season with an average of 21,821 fans per game (894,659 overall). During the 2015-16 campaign, the Bulls sold out every game at the United Center. Chicago has now recorded 266 sellouts in a row (last non-sellout game: April 13, 2010).



CHICAGO BULLS 2015-16 REGULAR SEASON STATISTICS (42-40)

PLAYER	G GS MIN			- FIELD GOALS -			- 3-POINT FG -			- FREE THROWS -			- REBOUNDS -			AST	PF	DQ	STL	TO	BLK	PTS	AVG
				FG	FBA	PCT	FG	FBA	PCT	FT	FTA	PCT	OFF	DEF	TOT								
Butler	67	67	2474	470	1035	.454	64	205	.312	395	475	.832	79	279	358	321	124	1	110	132	43	1399	20.9
Gasol	72	72	2291	467	995	.469	24	69	.348	229	289	.792	155	638	793	294	148	1	42	164	146	1187	16.5
Rose	66	66	2097	447	1048	.427	44	150	.293	142	179	.793	46	179	225	311	84	1	44	175	14	1080	16.4
Mirotic	66	38	1646	248	609	.407	135	346	.390	146	181	.807	58	304	362	100	151	1	58	102	46	777	11.8
McDermott	81	4	1861	291	644	.452	110	259	.425	72	84	.857	37	158	195	59	127	0	14	53	6	764	9.4
Gibson	73	55	1936	263	500	.526	0	3	.000	101	146	.692	206	298	504	106	180	1	47	78	77	627	8.6
Moore	59	22	1263	187	389	.481	47	104	.452	22	35	.629	19	114	133	99	103	0	37	53	18	443	7.5
Dunleavy	31	30	703	77	188	.410	39	99	.394	29	37	.784	8	75	83	39	66	0	14	26	10	222	7.2
Brooks	69	0	1108	188	469	.401	66	185	.357	49	64	.766	21	80	101	180	132	0	30	82	10	491	7.1
Portis	62	4	1102	186	436	.427	16	52	.308	48	66	.727	123	214	337	52	100	0	25	54	22	436	7.0
Snell	64	33	1301	126	339	.372	58	155	.361	30	33	.909	19	180	199	63	100	0	16	52	17	338	5.3
Holiday (TOT)	53	5	773	88	228	.386	38	105	.343	27	37	.730	12	78	90	56	61	0	32	39	19	239	4.5
Holiday (CHI)	27	4	510	64	155	.413	26	60	.433	22	27	.815	8	55	63	45	40	0	19	26	15	176	6.5
Noah	29	2	635	51	133	.383	0	1	.000	22	45	.489	87	168	255	110	77	0	18	52	29	124	4.3
Hinrich	35	7	555	47	118	.398	23	56	.411	15	16	.938	7	51	58	59	63	1	13	27	1	132	3.8
Felicio	31	4	321	40	72	.556	0	4	.000	25	35	.714	30	72	102	26	31	0	6	13	13	105	3.4
Bairstow	18	2	103	13	40	.325	1	5	.200	7	8	.875	4	24	28	6	19	0	2	4	3	34	1.9
BULLS	82	-	19905	3165	7170	.441	651	1753	.371	1354	1720	.787	907	2889	3796	1870	1545	6	495	1141	470	8335	101.6
OPPONENTS	82	-	19905	3234	7333	.441	651	1885	.345	1337	1813	.737	969	2798	3767	1848	1535	15	655	974	465	8456	103.1

PLAYER	- SINGLE-GAME HIGHS -							- AVERAGE PER GAME -							- CAREER HIGHS (O-SET, T-TIED THIS SEASON) -						
	MIN	REB	AST	STL	TO	BLK	PTS	MIN	REB	AST	STL	TO	BLK	PTS	FG	FBA	FT	FTA	REB	AST	PTS
Butler	56	17	12	5	5	2	53	36.9	5.3	4.8	1.64	2.0	0.64	20.9	16C	30C	21C	25C	17C	12C	53C
Gasol	48	19	14	2	8	6	31	31.8	11.0	4.1	0.58	2.3	2.03	16.5	17	30	15	20	22	14C	46
Rose	54	9	10	3	7	1	34	31.8	3.4	4.7	0.67	2.7	0.21	16.4	18	34C	18	21	12	17	42
Mirotic	40	11	7	5	5	3	35	24.9	5.5	1.5	0.88	1.5	0.70	11.8	11	23	14	16	14	7C	35C
McDermott	37	9	4	1	3	1	30	23.0	2.4	0.7	0.17	0.7	0.07	9.4	13C	17T	7C	8C	9C	4C	30C
Gibson	45	14	7	4	4	6	18	26.5	6.9	1.5	0.64	1.1	1.05	8.6	12	23	8	10	19	7C	26
Moore	41	7	7	3	4	2	24	21.4	2.3	1.7	0.63	0.9	0.31	7.5	10C	22C	6	6	9	11	24C
Dunleavy	35	8	5	1	3	2	18	22.7	2.7	1.3	0.45	0.8	0.32	7.2	13	24	13	16	20	9	36
Brooks	41	8	10	3	6	2	29	16.1	1.5	2.6	0.43	1.2	0.14	7.1	14	30	12	13	10	17	43
Portis	30	16	5	4	5	2	20	17.8	5.4	0.8	0.40	0.9	0.35	7.0	8C	18C	4C	4C	16C	5C	20C
Snell	44	11	4	2	3	2	22	20.3	3.1	1.0	0.25	0.8	0.27	5.3	9	15	5T	7	11C	5	24
Holiday (TOT)	38	6	5	3	4	4	29	14.6	1.7	1.1	0.60	0.7	0.36	4.5	9T	16	6T	8C	6C	5T	29C
Holiday (CHI)	38	6	5	3	4	2	29	18.9	2.3	1.7	0.70	1.0	0.56	6.5							
Noah	38	18	8	2	7	4	21	21.9	8.8	3.8	0.62	1.8	1.00	4.3	12	19	11	14	23	14	30
Hinrich	34	5	6	2	2	1	17	15.9	1.7	1.7	0.37	0.8	0.03	3.8	14	30	17	22	13	17	38
Felicio	29	10	4	1	2	2	16	10.3	3.3	0.8	0.19	0.4	0.42	3.4	7C	8C	4C	4C	10C	4C	16C
Bairstow	19	4	2	1	1	2	8	5.7	1.6	0.3	0.11	0.2	0.17	1.9	4C	8C	2T	2T	4C	2C	8C
BULLS	340	62	35	13	26	11	144	242.7	46.3	22.8	6.04	13.9	5.73	101.6	67	131	56	71	82	52	156
OPPONENTS	340	64	38	17	20	13	147	242.7	45.9	22.5	7.99	11.9	5.67	103.1	67	124T	48	64	81	47	158



BREAKDOWN & INDIVIDUAL HIGHS

RECORDS

	RECORD	HOME	ROAD	OT
OVERALL	42-40	26-15	16-25	2-4
Atlantic	12-6	7-2	5-4	1-0
Central	10-6	6-2	4-4	1-2
Southeast	3-15	3-6	0-9	
EASTERN	25-27	16-10	9-17	2-2
Southwest	6-4	4-1	2-3	
Northwest	5-5	3-2	2-3	0-2
Pacific	6-4	3-2	3-2	
WESTERN	17-13	10-5	7-8	0-2

BY FIELD GOAL PERCENTAGE

	OVERALL	HOME	ROAD
-44%	18-30	13-11	5-19
45-49%	13-9	7-4	6-5
50-54%	8-1	4-0	4-1
55-59%	3-0	2-0	1-0
+60%	0-0	0-0	0-0

AT START OF:

	OVERALL	HOME	ROAD
2nd Qtr.			
-Ahead:	24-11	14-8	10-3
-Behind:	13-25	10-6	3-19
-Tied:	5-4	2-1	3-3
3rd Qtr.			
-Ahead:	31-10	19-2	12-8
-Behind:	10-29	7-12	3-17
-Tied:	1-1	0-1	1-0
4th Qtr.			
-Ahead:	33-9	21-6	12-3
-Behind:	8-28	5-9	3-19
-Tied:	1-3	0-0	1-3

STREAKS

	OVERALL	HOME	ROAD
Current	3 Wins	2 Wins	1 Wins
Long Win	6 Wins	5 Wins	3 Wins
Long Loss	5 Losses	5 Losses	8 Losses
Last Win	04/13/16	04/13/16	04/11/16
Last Loss	04/07/16	04/02/16	04/07/16

INDIVIDUAL SEASON HIGHS

CATEGORY	BULLS	OPPONENTS
POINTS, GAME	53 – Jimmy Butler @ PHI on 01/14	36 – James Harden vs. HOU on 03/05
POINTS, 1ST HALF	25 – Jimmy Butler @ PHI on 01/14	22 – Andrew Wiggins vs. MIN on 11/07
POINTS, 2ND HALF	40 – Jimmy Butler @ TOR on 01/03	24 – Paul George @ IND on 11/27
POINTS, 1ST QUARTER	14 – Pau Gasol vs. LAC on 12/10	16 – Giannis Antetokounmpo @ MIL on 04/03
POINTS, 2ND QUARTER	15 – Nikola Mirotić @ IND on 03/29	14 – Robert Covington vs. PHI on 04/13
POINTS, 3RD QUARTER	21 – Jimmy Butler @ TOR on 01/03	15 – Marcus Morris @ DET on 10/30
POINTS, 4TH QUARTER	20 – Nikola Mirotić vs. NYK on 03/23	17 – Brandon Knight vs. PHX on 12/07
POINTS, OVERTIME	13 – Jimmy Butler vs. DET on 12/18	13 – Reggie Jackson vs. DET on 12/18
FIELD GOALS	15 (2) – Jimmy Butler @ PHI on 01/14	15 – Al Horford @ ATL on 01/09
3-PT. FIELD GOALS	9 – Nikola Mirotić vs. NYK on 03/23	7 (2) – J.R. Smith vs. CLE on 04/09
FREE THROWS	21 – Jimmy Butler @ PHI on 01/14	18 – Danilo Gallinari @ DEN on 02/05
TOTAL REBOUNDS	19 – Pau Gasol vs. DEN on 12/02	21 – Andre Drummond vs. DET on 12/18
DEFENSIVE REBOUNDS	17 (2) – Pau Gasol vs. MIL on 03/07	15 – DeAndre Jordan @ LAC on 01/31
OFFENSIVE REBOUNDS	8 – Bobby Portis vs. BKN on 03/17	10 – Andre Drummond vs. DET on 12/18
ASSISTS	14 – Pau Gasol vs. POR on 02/27	13 – Reggie Jackson vs. DET on 12/18
STEALS	5 (2) – Nikola Mirotić vs. PHI on 04/13	6 (2) – Corey Brewer vs. HOU on 03/05
TURNOVERS	8 – Pau Gasol vs. HOU on 03/05	9 – James Harden vs. HOU on 03/05
BLOCKS	6 (3) – Taj Gibson vs. MIL on 01/05	6 (3) – Paul Millsap vs. ATL on 03/28

* Most recent

FRONT OFFICE

BASKETBALL OPS.

PLAYERS

THE NBA

OPPONENTS

2015-16 SEASON

RECORDS

PLAYOFFS

HISTORY

COMMUNITY

MEDIA



2015-16 TEAM SEASON HIGHS & LOWS

CATEGORY	BULLS HIGH	OPPONENTS HIGH	BULLS LOW	OPPONENTS LOW
Field Goals	50 vs. DET on 12/18	56 vs. DET on 12/18	31 (2) vs. DAL on 01/15	30 (2) vs. DAL on 01/15
Field Goal Attempts	120 vs. DET on 12/18	124 vs. DET on 12/18	74 @ MIL on 04/03	76 (3) vs. DET on 04/03
Field Goal Percentage	.571 @ NOP on 04/11	.675 @ MIA on 03/01	.348 @ IND on 11/27	.341 vs. LAC on 12/10
3-pt. Field Goals	15 (2) vs. PHI on 04/13	19 vs. CLE on 04/09	1 vs. GSW on 01/20	0 @ BKN on 10/28
3-pt. Field Goal Attempts	32 (2) vs. NYK on 03/23	40 vs. CLE on 04/09	12 @ DEN on 02/05	7 @ MIL on 04/03
3-pt. Field Goal Percentage	.684 vs. LAL on 02/21	.619 @ WAS on 03/16	.050 vs. GSW on 01/20	.000 @ BKN on 10/28
Free Throws	39 vs. DET on 12/18	31 @ DEN on 02/05	3 @ CHA on 11/03	7 vs. UTA on 03/19
Free Throw Attempts	44 vs. DET on 12/18	46 vs. DET on 12/18	8 @ CHA on 11/03	10 vs. WAS on 01/11
Free Throw Percentage	1.000 (2) vs. BKN on 03/17	.957 @ CHA on 11/03	.375 @ CHA on 11/03	.409 @ CLE on 01/23
Rebounds	62 (2) vs. DET on 12/18	64 vs. DET on 12/18	29 @ MIA on 03/01	31 vs. PHI on 04/13
Offensive Rebounds	20 (2) @ MIL on 01/12	20 (2) @ DET on 01/18	4 @ CHA on 11/03	4 (2) vs. PHI on 04/13
Defensive Rebounds	47 (2) vs. DEN on 12/02	51 @ ORL on 03/02	21 @ MIA on 03/01	23 (2) @ NOP on 04/11
Assists	35 vs. MIL on 03/07	38 vs. GSW on 01/20	11 @ BOS on 01/22	12 @ TOR on 03/14
Personal Fouls	35 vs. DET on 12/18	35 vs. DET on 12/18	10 vs. NOP on 12/12	11 @ CHA on 11/03
Steals	13 vs. SAC on 03/21	17 vs. HOU on 03/05	2 (5) @ ORL on 03/26	1 vs. DAL on 01/15
Turnovers	26 vs. HOU on 03/05	20 vs. SAC on 03/21	6 (2) vs. NYK on 03/23	4 @ CLE on 01/23
Blocks	11 (2) @ MEM on 04/05	13 (2) vs. ATL on 03/28	0 (2) @ SAC on 02/03	1 (2) @ MEM on 04/05

FRONT OFFICE

BASKETBALL OPS.

PLAYERS

THE NBA

OPPONENTS

2015-16 SEASON

RECORDS

PLAYOFFS

HISTORY

COMMUNITY

MEDIA



2015-16 SCORING BREAKDOWN

FRONT OFFICE
BASKETBALL OPS.
PLAYERS
THE NBA
OPPONENTS
2015-16 SEASON
RECORDS
PLAYOFFS
HISTORY
COMMUNITY
MEDIA

DATE	OPPONENT	W/L	SCORE	FG	FGA	FG%	3P	3PA	3P%	FT	FTA	FT%	BENCH	PAINT	2CH	FB	OTO	BL	L/T
10/27	BULLS	W	97	37	87	.425	7	19	.368	16	23	.696	30	28	13	15	15	13	3
	vs. CLE		95	38	94	.404	9	29	.310	10	17	.588	20	42	12	13	13	6	2
10/28	BULLS	W	115	42	78	.538	14	28	.500	17	20	.850	32	42	9	10	22	19	0
	at BKN		100	39	93	.419	0	9	.000	22	28	.786	46	46	15	8	12	0	0
10/30	BULLS	L	94	34	84	.405	7	22	.318	19	26	.731	21	40	10	16	21	4	15
	at DET		98	39	104	.375	6	28	.214	14	28	.500	22	52	15	12	19	9	18
11/10	BULLS	W	92	33	87	.379	7	28	.250	19	22	.864	32	34	14	6	9	15	4
	vs. ORL		87	35	90	.389	7	23	.304	10	17	.588	25	40	16	12	17	3	5
11/03	BULLS	L	105	44	90	.489	14	30	.467	3	8	.375	57	40	4	13	20	0	0
	at CHA		130	47	91	.516	14	23	.609	22	23	.957	71	40	15	6	16	35	1
11/05	BULLS	W	104	40	90	.444	7	18	.389	17	21	.810	27	44	15	5	4	10	3
	vs. OKC		98	38	84	.452	5	13	.385	17	20	.850	19	38	11	6	10	9	5
11/07	BULLS	L	93	33	93	.355	11	32	.344	16	23	.696	35	36	14	4	16	6	18
	vs. MIN		102	39	96	.406	7	16	.438	17	27	.630	37	50	18	17	19	9	15
11/09	BULLS	W	111	41	96	.427	10	25	.400	19	23	.826	38	38	20	27	16	26	6
	at PHI		88	35	100	.350	5	25	.200	13	23	.565	34	50	13	14	21	3	1
11/13	BULLS	W	102	37	84	.440	4	16	.250	24	31	.774	35	36	12	13	11	9	9
	vs. CHA		97	36	95	.379	15	33	.455	10	12	.833	30	22	11	6	9	5	8
11/16	BULLS	W	96	35	86	.407	6	15	.400	20	32	.625	39	36	11	15	12	15	0
	vs. IND		95	35	87	.402	9	21	.429	16	24	.667	26	38	14	8	14	0	1
11/18	BULLS	W	103	41	83	.494	9	19	.474	12	14	.857	30	38	10	7	17	17	6
	at PHX		97	37	91	.407	8	27	.296	15	21	.714	21	46	11	23	7	1	3
11/20	BULLS	L	94	35	88	.398	7	22	.318	17	23	.739	15	34	11	8	12	11	18
	at GSW		106	39	79	.494	10	29	.345	18	24	.750	32	40	15	20	17	12	17
11/24	BULLS	W	93	33	86	.384	7	18	.389	20	23	.870	24	34	6	9	10	13	0
	at POR		88	31	88	.352	6	22	.273	20	27	.741	28	44	11	9	21	0	2
11/27	BULLS	L	92	32	92	.348	11	26	.423	17	20	.850	26	28	9	5	20	5	1
	at IND		104	37	87	.425	8	28	.286	22	29	.759	20	42	16	21	10	17	0
11/30	BULLS	W	92	37	86	.430	6	16	.375	12	20	.600	30	44	15	10	8	6	14
	vs. SAS		89	37	90	.411	2	14	.143	13	18	.722	15	44	11	4	13	9	14
12/02	BULLS	W	99	36	89	.404	6	17	.353	21	27	.778	33	34	30	10	17	11	8
	vs. DEN		90	36	93	.387	5	15	.333	13	22	.591	47	40	17	15	8	4	7
12/05	BULLS	L	96	37	89	.416	9	25	.360	13	19	.684	32	36	16	8	13	5	8
	vs. CHA		102	37	89	.416	10	34	.294	18	25	.720	37	36	17	6	13	9	13
12/07	BULLS	L	101	41	90	.456	6	21	.286	13	18	.722	23	54	18	20	18	16	5
	vs. PHX		103	41	92	.446	7	17	.412	14	17	.824	39	52	28	7	21	3	9
12/09	BULLS	L	100	39	91	.429	6	21	.286	16	23	.696	28	44	18	11	25	8	10
	at BOS		105	38	92	.413	5	23	.217	24	28	.857	40	54	17	11	13	10	13
12/10	BULLS	W	83	31	87	.356	7	23	.304	14	16	.875	20	26	2	4	5	16	1
	vs. LAC		80	30	88	.341	10	22	.455	10	12	.833	27	18	18	9	15	8	2
12/12	BULLS	W	98	33	78	.423	8	20	.400	24	29	.828	52	38	9	4	14	4	10
	vs. NOP		94	40	89	.449	6	16	.375	8	11	.727	21	46	8	22	5	14	5
12/14	BULLS	W	115	43	85	.506	8	22	.364	21	26	.808	51	48	11	11	13	28	10
	vs. PHI		96	38	92	.413	11	31	.355	9	13	.692	37	40	13	5	20	5	12
12/16	BULLS	W	98	38	86	.442	9	24	.375	13	19	.684	35	46	14	13	16	13	4
	vs. MEM		85	32	76	.421	5	19	.263	16	28	.571	34	36	7	12	17	4	7
12/18	BULLS	L	144	50	120	.417	5	22	.227	39	44	.886	20	64	17	17	11	7	16
	vs. DET		147	56	124	.452	8	29	.276	27	46	.587	28	68	20	7	13	8	16
12/19	BULLS	L	91	37	94	.394	5	21	.238	12	17	.706	39	48	23	4	12	10	1
	at NYK		107	41	82	.500	5	20	.250	20	24	.833	39	46	11	20	17	22	0
12/21	BULLS	L	102	43	95	.453	9	26	.346	7	13	.538	32	40	11	16	15	2	8
	vs. BKN		105	43	94	.457	7	20	.350	12	14	.857	38	44	16	6	19	12	5
12/25	BULLS	W	105	40	92	.435	7	18	.389	18	20	.900	23	56	20	13	26	18	0
	at OKC		96	37	96	.385	6	24	.250	16	23	.696	30	48	14	17	16	0	0
12/26	BULLS	L	111	42	78	.538	8	21	.381	19	26	.731	16	38	19	8	28	11	15
	at DAL		118	40	87	.460	16	33	.485	22	28	.786	36	44	30	17	11	9	11
12/28	BULLS	W	104	40	87	.460	8	21	.381	16	24	.667	51	40	11	12	12	14	11
	vs. TOR		97	38	88	.432	6	20	.300	15	24	.625	27	46	9	21	9	9	4
12/30	BULLS	W	102	37	86	.430	6	18	.333	22	27	.815	52	42	26	4	27	14	12
	vs. IND		100	37	97	.381	7	22	.318	19	24	.792	31	42	23	13	18	7	15
01/01	BULLS	W	108	39	85	.459	10	16	.625	20	25	.800	42	34	16	12	8	27	2
	vs. NYK		81	31	84	.369	6	19	.316	13	17	.765	26	30	8	3	15	2	1

2015-16 SCORING BREAKDOWN



FRONT OFFICE

BASKETBALL OPS.

PLAYERS

THE NBA

OPPONENTS

2015-16 SEASON

RECORDS

PLAYOFFS

HISTORY

COMMUNITY

MEDIA

DATE	OPPONENT	W/L	SCORE	FG	FGA	FG%	3P	3PA	3P%	FT	FTA	FT%	BENCH	PAINT	2CH	FB	OTO	BL	L/T
01/03	BULLS	W	115	42	82	.512	9	21	.429	22	25	.880	20	42	14	0	15	7	7
	at TOR		113	42	92	.457	13	30	.433	16	19	.842	27	42	21	8	9	15	7
01/05	BULLS	W	117	46	83	.554	5	19	.263	20	20	1.000	18	56	11	12	15	13	0
	vs. MIL		106	46	102	.451	6	16	.375	8	14	.571	18	54	16	11	6	0	0
01/07	BULLS	W	101	39	94	.415	9	22	.409	14	17	.824	26	38	23	7	12	12	4
	vs. BOS		92	35	98	.357	5	25	.200	17	22	.773	23	44	14	17	9	10	2
01/09	BULLS	L	105	36	83	.434	7	18	.389	26	31	.839	17	40	15	16	25	0	0
	at ATL		120	49	94	.521	10	24	.417	12	15	.800	35	66	10	15	20	19	0
01/11	BULLS	L	100	34	81	.420	9	22	.409	23	27	.852	32	42	7	13	17	2	4
	vs. WAS		114	48	99	.485	9	24	.375	9	10	.900	47	46	21	20	9	18	2
01/12	BULLS	L	101	35	85	.412	12	29	.414	19	24	.792	29	32	14	4	30	11	3
	at MIL		106	43	93	.462	3	13	.231	17	28	.607	17	62	14	17	6	8	6
01/14	BULLS	W	115	41	88	.466	7	17	.412	26	31	.839	33	50	17	13	28	5	15
	at PHI		111	42	93	.452	12	27	.444	15	20	.750	50	38	15	13	21	24	3
01/15	BULLS	L	77	31	86	.360	2	19	.105	13	15	.867	26	44	11	13	5	10	13
	vs. DAL		83	30	77	.390	8	22	.364	15	17	.882	19	24	8	7	13	7	3
01/18	BULLS	W	111	44	84	.524	9	21	.429	14	20	.700	33	34	16	6	11	11	14
	at DET		101	42	95	.442	5	26	.192	12	20	.600	18	46	17	19	14	13	8
01/20	BULLS	L	94	37	100	.370	1	20	.050	19	24	.792	35	46	19	8	13	4	3
	vs. GSW		125	50	95	.526	12	32	.375	13	20	.650	49	58	15	21	11	33	1
01/22	BULLS	L	101	38	89	.427	3	13	.231	22	26	.846	17	54	25	6	26	0	0
	at BOS		110	43	96	.448	8	23	.348	16	21	.762	30	44	15	17	14	16	1
01/23	BULLS	W	96	38	87	.437	7	17	.412	13	15	.867	22	28	13	2	16	17	1
	at CLE		83	35	94	.372	4	24	.167	9	22	.409	8	50	14	15	5	6	2
01/25	BULLS	L	84	35	88	.398	5	18	.278	9	12	.750	37	40	10	8	14	9	11
	vs. MIA		89	37	81	.457	3	14	.214	12	17	.706	23	40	8	13	15	5	13
01/28	BULLS	W	114	47	95	.495	6	17	.353	14	16	.875	34	56	16	21	12	28	0
	at LAL		91	32	85	.376	9	25	.360	18	23	.783	38	26	8	21	19	0	0
01/31	BULLS	L	93	40	93	.430	5	15	.333	8	11	.727	18	56	10	11	9	6	3
	at LAC		120	45	84	.536	17	32	.531	13	19	.684	58	36	17	13	12	27	8
02/01	BULLS	L	96	39	90	.433	5	21	.238	13	20	.650	22	34	16	4	14	7	15
	at UTA		105	38	85	.447	7	18	.389	22	33	.667	16	50	20	13	22	9	16
02/03	BULLS	W	107	40	88	.455	11	21	.524	16	21	.762	25	36	14	19	15	13	3
	at SAC		102	42	88	.477	6	20	.300	12	19	.632	34	46	9	12	24	2	4
02/05	BULLS	L	110	43	93	.462	5	12	.417	19	27	.704	31	52	12	13	16	18	8
	at DEN		115	39	87	.448	6	18	.333	31	44	.705	31	42	11	15	6	8	15
02/06	BULLS	L	105	40	85	.471	8	20	.400	17	19	.895	36	46	13	7	16	6	25
	at MIN		112	45	87	.517	1	12	.083	21	22	.955	25	58	13	20	9	7	16
02/08	BULLS	L	91	35	90	.389	10	25	.400	11	14	.786	35	36	9	11	13	0	0
	at CHA		108	35	80	.438	14	36	.389	24	31	.774	25	28	17	13	6	25	0
02/10	BULLS	L	90	38	86	.442	5	14	.357	9	12	.750	42	42	10	4	25	7	7
	vs. ATL		113	43	90	.478	13	33	.394	14	15	.933	53	44	18	19	12	23	6
02/18	BULLS	L	95	37	93	.398	8	21	.381	13	22	.591	36	40	17	10	21	2	1
	at CLE		106	42	91	.462	7	24	.292	15	17	.882	28	48	13	18	10	20	1
02/19	BULLS	W	116	48	93	.516	7	16	.438	13	20	.650	49	48	16	12	17	12	5
	vs. TOR		106	38	88	.432	5	18	.278	25	34	.735	28	50	13	21	8	13	6
02/21	BULLS	W	126	44	79	.557	13	19	.684	25	26	.962	35	46	13	20	15	19	6
	vs. LAL		115	43	93	.462	7	21	.333	22	33	.667	30	50	25	14	15	3	11
02/24	BULLS	W	109	44	88	.500	8	23	.348	13	16	.813	35	54	9	10	17	15	10
	vs. WAS		104	38	90	.422	9	28	.321	19	26	.731	55	42	13	22	16	6	6
02/26	BULLS	L	88	32	88	.364	5	20	.250	19	22	.864	45	30	21	6	27	1	2
	at ATL		103	37	89	.416	7	34	.206	22	24	.917	32	48	23	20	9	18	3
02/27	BULLS	L	95	39	94	.415	7	22	.318	10	12	.833	34	40	7	2	10	7	4
	vs. POR		103	38	87	.437	5	21	.238	22	27	.815	43	44	13	19	10	15	2
03/01	BULLS	L	111	41	90	.456	11	23	.478	18	26	.692	48	48	13	11	14	2	5
	at MIA		129	52	77	.675	6	12	.500	19	25	.760	43	74	8	17	24	22	7
03/02	BULLS	L	89	38	99	.384	6	19	.316	7	11	.636	36	36	4	12	12	1	2
	at ORL		102	39	97	.402	7	21	.333	17	22	.773	18	42	9	19	11	22	2
03/05	BULLS	W	108	36	79	.456	9	21	.429	27	34	.794	23	42	8	24	25	18	4
	vs. HOU		100	35	87	.402	9	35	.257	21	30	.700	29	40	12	19	29	3	8
03/07	BULLS	W	100	39	78	.500	10	25	.400	12	15	.800	20	42	17	12	23	13	2
	vs. MIL		90	36	91	.396	7	18	.389	11	17	.647	34	42	5	6	12	3	0



2015-16 SCORING BREAKDOWN

DATE	OPPONENT	W/L	SCORE	FG	FGA	FG%	3P	3PA	3P%	FT	FTA	FT%	BENCH	PAINT	2CH	FB	OTO	BL	L/T
03/10	BULLS at SAS	L	101	39	86	.453	11	22	.500	12	13	.923	24	36	17	9	16	3	2
			109	44	93	.473	6	17	.353	15	19	.789	23	46	12	8	11	13	4
03/11	BULLS vs. MIA	L	96	38	81	.469	8	21	.381	12	15	.800	38	40	13	10	19	10	5
			118	47	91	.516	10	18	.556	14	20	.700	43	62	15	22	13	27	4
03/14	BULLS at TOR	W	109	41	83	.494	9	25	.360	18	20	.900	44	42	6	6	13	13	1
			107	37	83	.446	6	20	.300	27	31	.871	35	52	18	18	7	2	4
03/16	BULLS at WAS	L	96	35	87	.402	6	20	.300	20	23	.870	53	38	13	11	23	5	4
			117	43	88	.489	13	21	.619	18	24	.750	31	42	12	25	9	24	4
03/17	BULLS vs. BKN	W	118	46	94	.489	11	24	.458	15	15	1.000	60	50	18	15	14	24	7
			102	40	86	.465	6	21	.286	16	20	.800	27	50	14	12	9	2	1
03/19	BULLS vs. UTA	W	92	39	80	.488	6	19	.316	8	11	.727	37	36	10	5	9	15	0
			85	35	86	.407	8	27	.296	7	12	.583	21	50	13	9	14	0	0
03/21	BULLS vs. SAC	W	109	41	91	.451	12	24	.500	15	23	.652	39	40	16	10	15	12	9
			102	40	88	.455	9	29	.310	13	16	.813	47	40	11	16	21	5	4
03/23	BULLS vs. NYK	L	107	38	82	.463	15	32	.469	16	21	.762	58	34	10	19	10	7	16
			115	45	87	.517	14	25	.560	11	15	.733	34	28	19	6	10	22	7
03/24	BULLS at NYK	L	94	37	89	.416	6	25	.240	14	18	.778	20	38	4	10	7	1	2
			106	39	76	.513	13	30	.433	15	16	.938	36	22	11	12	20	17	0
03/26	BULLS at ORL	L	89	36	88	.409	6	24	.250	11	17	.647	35	44	13	6	15	0	0
			111	48	89	.539	7	19	.368	8	12	.667	52	58	10	11	11	29	1
03/28	BULLS vs. ATL	L	100	40	105	.381	9	22	.409	11	15	.733	32	38	19	6	7	13	3
			102	36	85	.424	5	22	.227	25	28	.893	34	44	9	17	4	15	2
03/29	BULLS at IND	W	98	37	87	.425	10	26	.385	14	16	.875	63	36	18	5	22	10	14
			96	39	90	.433	3	19	.158	15	17	.882	38	52	14	15	6	7	12
03/31	BULLS at HOU	W	103	37	77	.481	11	24	.458	18	22	.818	67	30	6	5	16	8	8
			100	36	90	.400	9	25	.360	19	22	.864	31	48	13	16	7	14	10
04/02	BULLS vs. DET	L	90	34	88	.386	9	25	.360	13	15	.867	30	40	10	8	15	6	15
			94	32	76	.421	10	20	.500	20	34	.588	11	26	12	5	10	7	13
04/03	BULLS at MIL	W	102	39	74	.527	7	26	.269	17	22	.773	42	58	6	13	13	19	0
			98	40	85	.471	2	7	.286	16	20	.800	22	62	19	15	16	0	3
04/05	BULLS at MEM	L	92	34	77	.442	11	29	.379	13	19	.684	41	30	20	15	38	2	8
			108	39	87	.448	7	19	.368	23	26	.885	40	44	17	11	10	22	5
04/07	BULLS at MIA	L	98	35	78	.449	3	14	.214	25	28	.893	29	44	11	6	16	7	9
			106	44	92	.478	4	14	.286	14	17	.824	29	64	24	15	8	10	8
04/09	BULLS vs. CLE	W	105	40	89	.449	8	25	.320	17	21	.810	44	36	20	12	9	13	5
			102	36	83	.434	19	40	.475	11	18	.611	11	22	17	11	26	11	9
04/11	BULLS at NOP	W	121	44	77	.571	10	23	.435	23	26	.885	36	40	12	9	11	8	11
			116	41	80	.513	12	26	.462	22	28	.786	35	50	7	6	12	14	11
04/13	BULLS vs. PHI	W	115	39	83	.470	15	24	.625	22	27	.815	25	38	18	9	25	19	3
			105	37	81	.457	17	35	.486	14	18	.778	30	32	7	14	18	24	1

FRONT OFFICE

BASKETBALL OPS.

PLAYERS

THE NBA

OPPONENTS

2015-16 SEASON

RECORDS

PLAYOFFS

HISTORY

COMMUNITY

MEDIA

RECORD VS. EACH TEAM



BULLS RECORD:	W-42	L-40	PCT. .512
HOME:	W-26	L-15	PCT. .634
AWAY:	W-16	L-25	PCT. .390

EASTERN CONFERENCE

OPPONENT	HOME		ROAD		TOTAL	
	W-L	PCT.	W-L	PCT.	W-L	PCT.
Atlanta	0-2	.000	0-2	.000	0-4	.000
Boston	1-0	1.000	0-2	.000	1-2	.333
Brooklyn	1-0	1.000	1-1	.500	2-1	.667
Charlotte	1-1	.500	0-2	.000	1-3	.250
Cleveland	2-0	1.000	1-1	.500	3-1	.750
Detroit	0-2	.000	1-1	.500	1-3	.250
Indiana	2-0	1.000	1-1	.500	3-1	.750
Miami	0-2	.000	0-2	.000	0-4	.000
Milwaukee	2-0	1.000	1-1	.500	3-1	.750
New York	1-1	.500	0-2	.000	1-3	.250
Orlando	1-0	1.000	0-2	.000	1-2	.333
Philadelphia	2-0	1.000	2-0	1.000	4-0	1.000
Toronto	2-0	1.000	2-0	1.000	4-0	1.000
Washington	1-1	.500	0-1	.000	1-2	.333
TOTALS	16-10	.615	9-17	.346	25-27	.481

WESTERN CONFERENCE

OPPONENT	HOME		ROAD		TOTAL	
	W-L	PCT.	W-L	PCT.	W-L	PCT.
Dallas	0-1	.000	0-1	.000	0-2	.000
Denver	1-0	1.000	0-1	.000	1-1	.500
Golden State	0-1	.000	0-1	.000	0-2	.000
Houston	1-0	1.000	1-0	1.000	2-0	1.000
L.A. Clippers	1-0	1.000	0-1	.000	1-1	.500
L.A. Lakers	1-0	1.000	1-0	1.000	2-0	1.000
Memphis	1-0	1.000	0-1	.000	1-1	.500
Minnesota	0-1	.000	0-1	.000	0-2	.000
New Orleans	1-0	1.000	1-0	1.000	2-0	1.000
Oklahoma City	1-0	1.000	1-0	1.000	2-0	1.000
Phoenix	0-1	.000	1-0	1.000	1-1	.500
Portland	0-1	.000	1-0	1.000	1-1	.500
Sacramento	1-0	1.000	1-0	1.000	2-0	1.000
San Antonio	1-0	1.000	0-1	.000	1-1	.500
Utah	1-0	1.000	0-1	.000	1-1	.500
TOTALS	10-5	.667	7-8	.467	17-13	.567

RECORDS BY MONTH

MONTH	HOME		ROAD		TOTAL	
	W-L	PCT.	W-L	PCT.	W-L	PCT.
October	1-0	1.000	1-1	.500	2-1	.667
November	5-1	.833	3-3	.500	8-4	.667
December	7-4	.636	1-3	.250	8-7	.533
January	3-4	.429	5-4	.556	8-8	.500
February	3-2	.600	1-6	.143	4-8	.333
March	5-3	.625	3-6	.333	8-9	.471
April	2-1	.667	2-2	.500	4-3	.571

TABLE OF
CONTENTS



RECORDS





MOST POINTS

Game (4 OT)	156	at POR	03/16/84
Game	155	vs. PHX	12/04/90
Half	86	vs. PHX (2nd)	12/04/90
Qtr.	49*	vs. TOR (4th)	12/22/14
OT	20	at ORL	04/17/06

MOST FIELD GOALS MADE

Game	67	vs. PHX	12/04/90
Half	35	vs. PHX (2nd)	12/04/90
Qtr.	21	vs. DET (4th)	02/06/68
OT	7*	vs. KC	01/25/80

MOST FIELD GOALS ATTEMPTED

Game	131	vs. BAL	03/10/67
Half	71	at DET (2nd)	03/23/69
Qtr.	36*	at DET (3rd)	03/23/69
OT	13*	vs. DET (2nd)	12/18/15

HIGHEST FIELD GOAL PERCENTAGE

Game	.705 (43-61)	at GSW	12/02/81
	.699 (58-83)	vs. DET	01/22/80
	.684 (52-76)	at CHA	02/22/89
	.671 (47-70)	vs. DEN	04/14/95
	.670 (63-94)	at MIL	04/14/08
	.670 (63-94)	at MIL	04/14/08
Half	.785 (33-42)	vs. GSW (2nd)	02/23/85
Qtr.	.895 (17-19)*	at LAC (3rd)	11/26/91
OT	1.000 (- 5)	vs. POR	02/26/10

MOST FREE THROWS MADE

Game	56	vs. PHX	01/08/70
Half	36	vs. PHX (2nd)	01/08/70
Qtr.	22	vs. DEN (4th)	12/29/78
OT	14	at ORL	04/17/06

MOST FREE THROWS ATTEMPTED

Game	71	vs. PHX	01/08/70
Half	48	vs. PHX (2nd)	01/08/70
Qtr.	27	vs. PHX (4th)	01/08/70
OT	16	at ORL	04/17/06

HIGHEST FREE THROW PERCENTAGE

1,000 (25-25)	at HOU	02/09/77
1,000 (22-22)	vs. GSW	01/27/81
1,000 (19-19)	vs. PHI	04/09/09
1,000 (20-20)	vs. MIL	01/05/16
1,000 (18-18)	vs. NYK	12/08/12
1,000 (17-17)	at LAL	02/09/14
1,000 (15-15)	at POR	11/16/05
1,000 (15-15)	at IND	03/25/07
1,000 (14-14)	vs. BKN	03/02/13
1,000 (14-14)	at DET	02/27/02
1,000 (13-13)	vs. GSW	12/16/75
1,000 (13-13)	vs. NYK	04/19/05
1,000 (12-12)	at CLE	02/22/07
1,000 (10-10)	at IND	04/25/12
1,000 (8-8)*	at SASN	03/06/13

MOST 3-POINT FIELD GOALS MADE

Game	18	vs. UTA	03/12/11
Half	13	vs. UTA (1st)	03/12/11
Qtr.	8	vs. UTA (1st)	03/12/11
OT	2*	at ORL (1st)	01/15/14

MOST 3-POINT FIELD GOALS ATTEMPTED

Game (2 OT)	34	vs. NJN	11/05/04
Game (3 OT)	33	at ORL	01/15/14
Game (OT)	32	vs. MIN	11/07/15
Game	32*	vs. NYKK	03/23/16
Half	20	vs. UTA (1st)	03/12/11
Qtr.	13*	vs. ORL (4th)	01/12/15
OT	7	vs. MIN	11/07/15

HIGHEST 3-POINT FIELD GOAL PERCENTAGE

Pct.	1.000 (3-3)	vs. NJN	03/04/83
------	-------------	---------	----------

MOST REBOUNDS

Game	82	vs. LAL	02/12/71
Half	49	at LAL (2nd)	03/02/73
Qtr.	27*	vs. PHX (4th)	01/08/70
OT	10*	vs. DET (2nd)	12/18/15

MOST OFFENSIVE REBOUNDS

Game	33*	vs. LAC	12/23/97
Half	21	vs. LAC (2nd)	12/23/97
Qtr.	13*	vs. LAC (3rd)	12/23/97
OT	6	vs. DET (2nd)	12/18/15

MOST DEFENSIVE REBOUNDS

Game (OT)	51	vs. GSW	02/28/04
Game	47	vs. DEN	12/02/15
	47	vs. CHA	11/13/15
Half	28	at ATL (1st)	02/27/75
Qtr.	18*	vs. NJN (2nd)	12/31/00
OT	8*	at PHX	11/24/10

MOST ASSISTS

Game	52	vs. ATL	03/20/71
Half	29	vs. ATL (2nd)	03/20/71
Qtr.	16	vs. ATL (4th)	03/20/71
OT	5*	at MIL (1st OT)	03/03/01

MOST PERSONAL FOULS

Game (OT)	44	vs. DET	11/21/87
Game	41	at LAL	11/19/99
Half	24*	at NYK (2nd)	11/30/05
Qtr.	16	at PHI (4th)	02/25/83
	16	at SAS (4th)	03/14/02
OT	9*	vs. CLE	10/31/14

MOST DISQUALIFICATIONS

Game (4 OT)	5	at POR	03/16/84
-------------	---	--------	----------

MOST STEALS

Game	21	at KC	10/10/73
Half	12*	vs. MIL (2nd)	12/19/80
Qtr.	8*	vs. DEN (4th)	03/26/01
OT	3	vs. CLE	03/31/05

MOST TURNOVERS

Game (OT)	38	vs. PHX	10/27/78
Game	34	several	
Half	23	vs. NJN (1st)	03/13/79
Qtr.	16	vs. NJN (1st)	03/13/79
OT	6	vs. PHI	12/12/81

MOST BLOCKED SHOTS

Game	18*	vs. DEN	01/01/15
Half	13	at CLE (2nd)	01/20/12
Qtr.	9	at CLE (4th)	01/20/12
OT	3*	at ORL (3rd)	01/15/14

MOST TECHNICALS

Game	6	at BOS	02/02/72
------	---	--------	----------

MOST CONSECUTIVE POINTS

Game	26 (2-28)	vs. CLE	12/15/90
Start of Game	20 (20-0)	at CHA	04/05/96
Start of Game	19 (19-0)	vs. NJN	12/08/77
OT	15 (124-139)	vs. DET	02/12/85

MOST CONSECUTIVE FREE THROWS

2 Games	38	at DET (32)	03/03/68
		vs. DET (6)	03/05/68
1 Game	33	vs. SAS	12/10/77
		2nd Qtr. (7-7); 3rd Qtr. (8-8); 4th Qtr. (18-18)	

MOST CONSECUTIVE WINS

Year	16	12/29/95 vs. IND - 02/02/96 at LAL
Home	37	11/03/95 vs. CHA - 04/04/96 vs. MIA
Road	9	01/04/96 at CHA - 02/02/96 at LAL

MOST CONSECUTIVE LOSSES

Year	16	01/08/01 vs. DAL - 02/06/01 at PHX
------	----	------------------------------------

MOST OT GAMES WON

Season	7	1969-70
--------	---	---------

MOST CONSECUTIVE 3-POINT FIELD GOALS

Game	7	vs. PHI (3rd & 4th qtrs.)	04/15/03
		5:23 Crawford, 3:54 Williams, 3:26 Crawford, 1:32 Williams, 27:0 Crawford, 6:33 Crawford, 5:06 Rose	
	6	at DAL (4th qtr) 03/30/13	
		11:46 Robinson, 10:03 Robinson, 8:33 Robinson, 8:00 Robinson, 4:50 Deng, 4:08 Deng	

MOST PERSONAL FOULS BOTH TEAMS

Game (4 OT)	87	CHI (43) at POR (44)	03/16/84
-------------	----	----------------------	----------

BIGGEST WIN

130-74 (56 points)	vs. POR	02/20/76
--------------------	---------	----------

* most recently



REGULAR SEASON RECORDS (FEWEST)

FEWEST POINTS SCORED

Game	49	vs. MIA	04/10/99
Half	23*	vs. MIA (1st)	04/10/99
Qtr.	6	vs. MIA (2nd)	11/06/93
	6	at NJN (3rd)	11/27/01
OT	0	vs. MIN	11/07/15

FEWEST FIELD GOALS MADE

Game	18	vs. MIA	04/10/99
Half	7	vs. MIL (1st)	12/13/86
	7	vs. WAS (1st)	01/19/02
Qtr.	0	vs. KC (at PHI) (2nd)	12/28/77
OT	0*	vs. MIN	11/07/15

FEWEST FIELD GOALS ATTEMPTED

Game	58*	at MIA	03/30/00
Half	27*	at MIL (1st)	01/10/14
Qtr.	10*	vs. NJN (4th)	11/07/81
OT	4	vs. SEA (1st)	12/21/76

LOWEST FIELD GOAL PERCENTAGE

Game	.234 (18-77)	vs. MIA	04/10/99
Half	.167 (7-42)	vs. WAS (1st)	01/19/02
Qtr.	.000 (0-15)	at KC (2nd)	01/10/80
OT	.000 (0-6)	at PHI	12/26/77
	.000 (0-7)	vs. NJN (1st)	11/05/04
	.000 (0-9)	vs. MIN	11/07/15

FEWEST FREE THROWS MADE

Game	2	vs. SEA	03/13/73
Half	0*	vs. WAS (1st)	01/19/94
Qtr.	0	several	
OT	0	several	

FEWEST FREE THROWS ATTEMPTED

Game	4	at MIL	02/04/12
Half	0*	vs. PHX (1st)	01/22/88
Qtr.	0	several	
OT	0	several	

LOWEST FREE THROW PERCENTAGE

Game	.368 (7-19)	at CLE	03/05/06
	.375 (6-16)	at CHA	12/28/05
	.375 (3-8)	at CHA	11/03/15
	.400 (6-15)	at PHI	03/14/07
	.429 (3-7)	vs. SEA	03/16/01
	.438 (14-32)	at IND	12/26/92

FEWEST REBOUNDS

Game	21	vs. ORL	12/01/10
Half	8	at SAC (2nd)	02/03/14
Qtr.	1	vs. PHI (3rd)	02/10/83
OT	1*	at MIL (1st)	03/03/01

FEWEST OFFENSIVE REBOUNDS

Game	2*	at TOR	03/25/15
Half	0*	at TOR (2nd)	03/25/14
Qtr.	0	several	
OT	0	several	

FEWEST DEFENSIVE REBOUNDS

Game	14	vs. ORL	12/01/10
Half	4	vs. NYK (2nd)	11/03/99
Qtr.	0	vs. NYK (3rd)	11/03/99
	0	at PHX (1st)	01/29/02
OT	0	several	

FEWEST ASSISTS

Game	8	several	
Half	2	three times	
Qtr.	0	several	
OT	0*	at UTA	11/25/13

FEWEST PERSONAL FOULS

Game	7*	at NO	02/07/15
Half	1	vs. ATL (2nd)	02/11/14
Qtr.	0*	at NO	02/07/15
OT	0*	at NO	01/29/10

FEWEST STEALS

Game	0	at BOS	03/24/76
Half	0	several	
Qtr.	0	several	
OT	0	several	

FEWEST TURNOVERS

Game	3	vs. NYK	03/02/14
Half	0	vs. ATL (1st)	04/06/87
	0	at DEN (1st)	11/13/01
	0	vs. NYK (1st)	03/23/16
Qtr.	0	several	
OT	0	several	

FEWEST BLOCKED SHOTS

Game	0	several	
Half	0	several	
Qtr.	0	several	
OT	0	several	

FEWEST FIELD GOAL ATTEMPTS (BOTH TEAMS)

Game	132	CHI (65) vs. NYK (67)	12/27/83
------	-----	-----------------------	----------

MOST CONSECUTIVE LOSSES

Year	16	01/08/01-02/06/01	
Home	9	03/06/02-04/05/02	
Road	25	12/21/00 - 04/10/01	

BIGGEST LOSS

53 points	74-127	at MIN	11/08/01
-----------	--------	--------	----------

* most recently

FRONT OFFICE

BASKETBALL OPS.

PLAYERS

THE NBA

OPPONENTS

2015-16 SEASON

RECORDS

PLAYOFFS

HISTORY

COMMUNITY

MEDIA

INDIVIDUAL REGULAR-SEASON RECORDS



FRONT OFFICE

BASKETBALL OPS.

PLAYERS

THE NBA

OPPONENTS

2015-16 SEASON

RECORDS

PLAYOFFS

HISTORY

COMMUNITY

MEDIA

MOST POINTS

Game (OT)	69	Michael Jordan	at CLE	03/28/90
Game	61	Michael Jordan	vs. ATL	04/16/87
Half	40	JIMMY BUTLER	at TOR (2nd)	01/03/16
Qtr.	30	Michael Jordan	at DEN (4th)	11/26/89
OT	13	JIMMY BUTLER	VS. DET (4TH)	12/18/15

MOST MINUTES

GAME (3 OT) 60	JIMMY BUTLER	AT ORL	01/15/14
Game (2 OT) 58	Ron Mercer	at CHA	01/09/01
57	David Greenwood	at POR	03/16/84
56*	Jalen Rose	at HOU	03/16/02

MOST FIELD GOALS MADE

Game (OT)	27	Michael Jordan	vs. ORL	01/16/93
Game	22*	Michael Jordan	vs. WAS	12/23/92
Half	15	Michael Jordan	vs. ORL (1st)	01/16/93
Qtr.	11*	Michael Jordan	vs. ORL (1st)	01/16/93
OT	5	JIMMY BUTLER	VS. DET (4TH)	12/18/15

MOST FIELD GOALS ATTEMPTED

Game (OT)	49	Michael Jordan	vs. ORL	01/16/93
Game	43*	Michael Jordan	vs. ORL	02/14/90
Half	24*	Michael Jordan	vs. ORL (2nd)	01/16/93
Qtr.	16*	Bob Love	at BOS (3rd)	12/29/72
OT	8	Michael Jordan	vs. SEA	02/23/88

HIGHEST FIELD GOAL PERCENTAGE

Game	.941 (16-17)	Scottie Pippen	vs. CHA	02/23/91
------	--------------	----------------	---------	----------

MOST FREE THROWS MADE

Game	26	Michael Jordan	vs. NJN	02/26/87
Half	20	Michael Jordan	at MIA (2nd)	12/30/92
Qtr.	14*	Michael Jordan	at MIA (4th)	12/30/92
OT	8	Kirk Hinrich	at ORL	04/17/06

MOST FREE THROWS ATTEMPTED

Game	27	Michael Jordan	vs. NJN	02/26/87
Half	23	Michael Jordan	at MIA (2nd)	12/30/92
Qtr.	16	Michael Jordan	at MIA (4th)	12/30/92
OT	10	Kirk Hinrich	at ORL	04/17/06

MOST 3-POINT FIELD GOALS MADE

Game	9*	Ben Gordon	vs. WAS	04/14/06
Half	8 (2 OT)*	Ben Gordon	at MIA	03/09/09
Qtr.	7 (2 OT)*	Ben Gordon	at MIA (2nd)	03/09/09
OT	5*	Derrick Rose	vs. UTA (1st)	03/12/11
	2*	Luol Deng	vs. CLE	01/15/09

MOST 3-POINT FIELD GOALS ATTEMPTED

Game	13 (2 OT)	Kirk Hinrich	vs. NJN	11/05/04
	13*	NIKOLA MIROTIĆ	AT IND	03/29/16
Half	9 (2 OT)*	Ben Gordon	at MIA (2nd)	03/09/09
	9	Ben Gordon	at MIL (2nd)	04/14/08
Qtr.	8	Reggie Theus	vs. DET (4th)	01/12/82
OT	4	Ben Gordon	at GSW	02/09/07

MOST REBOUNDS

Game	37	Tom Boerwinkle	vs. PHX	01/08/70
Half	21*	Charles Oakley	vs. CLE (2nd)	04/22/88
Qtr.	14*	Dennis Rodman	vs. ORL (1st)	01/03/97
OT	6	Pau Gasol	vs. DET (2nd)	12/18/15

MOST OFFENSIVE REBOUNDS

Game (OT)	18	Charles Oakley	vs. MIL	03/15/86
Half	10*	Dennis Rodman	vs. LAC (2nd)	02/23/97
Qtr.	7	Elton Brand	at PHI (4th)	01/17/01
OT	4	Joakim Noah	at DET	04/15/12

MOST DEFENSIVE REBOUNDS

Game	25	Artis Gilmore	vs. SAS	12/22/78
Half	14*	Artis Gilmore	vs. SAS (1st)	12/22/78
Qtr.	11	T. Boerwinkle	at MIL (1st)	04/11/76
OT	5	Chet Walker	vs. LAL	12/12/72

MOST ASSISTS

Game	24	Guy Rodgers	vs. NYK (Int. Amph.)	12/21/66
Half	13*	Guy Rodgers	vs. NYK (1st)	12/21/66
Qtr.	9*	Ennis Whatley	vs. NYK (2nd)	01/14/84
OT	3	several		

MOST PERSONAL FOULS

Game	6	several		
Half	6*	Joakim Noah	at DET (2nd)	02/20/15
Qtr.	6	Michael Jordan	vs. DET (4th)	01/31/89
OT	3	several		

MOST STEALS

Game	10	Michael Jordan	vs. NJN	01/29/88
Half	8	Michael Jordan	at BOS (1st)	11/09/88
Qtr.	6	Michael Jordan	vs. NJN (3rd)	01/29/88
OT	2	several		

MOST TURNOVERS

Game	12*	Scottie Pippen	at NJN	02/25/90
Half	7	several		
Qtr.	5*	Pau Gasol	vs. HOU (1st)	03/05/16
OT	3	Jamal Crawford	at DET	04/09/03

MOST BLOCKED SHOTS

Game (OT)	12	Nate Thurmond	vs. ATL	10/18/74
Game	11*	Joakim Noah	vs. PHI	02/28/13
Half	9	Artis Gilmore	vs. ATL (2nd)	12/20/77
Qtr.	6*	Artis Gilmore	vs. DET (3rd)	02/07/81
OT	3*	TAJ GIBSON	VS. NO (1ST)	12/02/13

MOST TECHNICALS

Game	3	Dick Motta	vs. BOS (at NYK)	10/29/68
	3	Dick Motta	vs. SEA	02/02/71

MOST CONSECUTIVE POINTS

Game	23	Michael Jordan	vs. ATL	04/16/87
	18	Michael Jordan	vs. NYK (4th)	11/21/86
OT	9	Chet Walker	vs. LAL	01/10/70

CONSECUTIVE FIELD GOALS MADE

Game	14	Elton Brand	vs. WAS	04/13/00
	11	Clem Haskins	at DET	02/15/70
	10	Artis Gilmore	at DET	11/10/78
	10	Derrick Rose	at OKC	03/16/09

CONSECUTIVE FREE THROWS MADE

49	Ricky Sobers	at HOU (last 2)	01/14/81
		vs. POR (2-2)	01/16/81
		vs. CLE (2-2)	01/17/81
		vs. IND (0-0)	01/20/81
		at DET (2-2)	01/22/81
		vs. DAL (6-6)	01/23/81
		at ATL (4-4)	01/24/81
		vs. GSW (2-2)	01/27/81
		vs. BOS (4-4)	01/29/81
		at CLE (5-5)	02/04/81
		vs. NYK (4-4)	02/06/81
		vs. DET (2-2)	02/07/81
		at MIL (1-1)	02/08/81
		vs. KC (12-12)	02/10/81
		at NJN (misses 2nd)	02/11/81

CONSECUTIVE 3-POINT FIELD GOALS MADE

Season	10	Ben Gordon	04/14/06 - 04/16/06	
	10	Ben Gordon	01/10/07 - 01/11/07	
	9	Craig Hodges	02/03/90 - 02/08/90	
	9	NIKOLA MIROTIĆ	12/18/14 - 12/22/14	
Game	9-9	Ben Gordon	vs. WAS	04/14/06
	7-7	Nate Robinson	at DAL	03/30/13
	6-6	Trent Tucker	vs. ATL	02/27/93

CONSECUTIVE GAMES WITH A BLOCKED SHOT

Season	29	Tyrus Thomas	01/15/09-03/17/09
--------	----	--------------	-------------------

CONSECUTIVE GAMES WITH 10 OR MORE REBOUNDS

Season	43	Dennis Rodman	11/23/96 - 03/25/94
	21	Dennis Rodman	01/23/96 - 03/02/96
	20	Artis Gilmore	11/18/77 - 12/28/77
	18	Joakim Noah	12/28/13 - 02/10/14
	15	Dennis Rodman	12/10/97 - 01/07/98
	14	Pau Gasol	01/16/15 - 02/12/15
	13	Tyson Chandler	01/27/06 - 02/24/06

LONGEST SHOT

84 feet	Norm Van Lier	at SAS	01/19/77
---------	---------------	--------	----------

* most recently



OPPONENT TEAM AGAINST BULLS (MOST)

MOST POINTS

Game	158	at DET	03/23/69
Half	91	at LAL (2nd)	11/23/66
Qtr.	50	vs. DET (4th)	01/22/80
OT	22	vs. DET (1st)	11/21/87

MOST FIELD GOALS MADE

Game	67	at DET	03/23/69
Half	36	vs. LAL (2nd)	01/29/67 (Int. Amph.)
Qtr.	22*	at DET (4th)	03/23/69
OT	7*	vs. DET (4th)	12/18/15

MOST FIELD GOALS ATTEMPTED

Game (4 OT)	124	vs. DET	12/18/15
Game	124*	vs. PHX	01/08/70
Half	76	vs. PHX (2nd)	01/08/70
Qtr.	43	vs. PHX (4th)	01/08/70
OT	16	vs. MIL	04/05/03

HIGHEST FIELD GOAL PERCENTAGE

Game	.875 (52-77)	at MIA	03/01/16
Half	.732 (30-41)	at MIN (1st)	11/08/01
Qtr.	.875 (14-16)	at DET (1st)	02/09/82
	.875 (14-16)	at MIA	03/01/16
OT	.857 (6-7)*	vs. PHX	10/27/78

MOST FREE THROWS MADE

Game	48	at DET	11/07/86
Half	30	vs. BAL (1st)	12/21/67
Qtr.	21	at LAL (3rd)	11/25/66
OT	11*	at TOR	11/04/02

MOST FREE THROWS ATTEMPTED

Game	64	at LAL	11/19/99
Half	39	vs. BAL (1st)	12/21/67
Qtr.	27*	at LAL (3rd)	11/26/66
OT	13*	at CHA	12/16/08

HIGHEST FREE THROW PERCENTAGE

Game	1.000 (25-25)	at NJN	02/25/09
	1.000 (18-18)*	at DAL	01/23/15
	1.000 (16-16)	vs. BOS	11/12/12

MOST 3-POINT FIELD GOALS MADE

Game	19	vs. CLE	04/09/16
Half	12	at SAC (1st)	11/23/03
Qtr.	8	vs. LAC (4th)	12/10/15
OT	3	vs. MIA	02/22/05

MOST 3-POINT FIELD GOALS ATTEMPTED

Game	47	vs. NYK	12/17/09
Half	29	vs. NYK (1st)	12/17/09
Qtr.	16	vs. NYK (2nd)	12/17/09
OT	6*	at ORL (2nd)	01/15/14

HIGHEST 3-POINT FIELD GOAL PERCENTAGE

Game	1.000 (11-11)*	at TOR	03/21/12
------	----------------	--------	----------

MOST REBOUNDS

Game	81	at SF	02/16/67
Half	42	vs. BAL (2nd)	01/21/69
Qtr.	26	vs. DET (1st)	01/24/67
OT	10	vs. MIL	03/16/73

MOST OFFENSIVE REBOUNDS

Game (OT)	32	at DAL	11/21/95
Half	17	vs. IND (1st)	03/01/77
Qtr.	12	at DET (4th)	01/14/16
OT	7	vs. MIL	04/05/03

MOST DEFENSIVE REBOUNDS

Game	51	at ORL	03/02/16
Half	27*	at ORL	03/02/16
Qtr.	16*	at MIA (1st)	12/26/08
OT	8	vs. MIL	03/16/73

MOST ASSISTS

Game	47*	at ATL	04/08/83
Half	27*	vs. SAS (1st)	02/17/84
Qtr.	16*	at DET (1st)	04/01/99
OT	6*	at PHX	03/09/80

MOST PERSONAL FOULS

Game (4 OT)	44	at POR	03/16/84
Game	44	vs. PHX	01/08/70
Half	29	vs. PHX (2nd)	01/08/70
Qtr.	20	at KC (2nd)	12/01/82
OT	9*	at ORL	04/17/06

MOST DISQUALIFICATIONS

Game (OT)	4	vs. SEA	10/18/69
Game	4*	vs. SEA	10/28/75

MOST STEALS

Game (OT)	22	vs. PHX	10/27/78
Game	21	vs. BOS	03/26/83
Half	14	vs. NJN (1st)	03/13/79
Qtr.	9	several	
OT	5	at DET	04/09/03

MOST TURNOVERS

Game	40	at ATL	10/23/68
Half	21	at LAL (1st)	11/20/77
Qtr.	13	vs. IND (3rd)	12/19/83
OT	5	at PHX	12/23/71

MOST BLOCKED SHOTS

Game	20*	at SAS	11/26/99
Half	14	at DET (1st)	11/03/82
Qtr.	11	at LAL	03/12/82
OT	4	at TOR	11/04/02

MOST TECHNICALS

Team	6	at NYK	12/21/12
	5	vs. BAL	01/13/68
	5	vs. IND	03/26/05
	5	vs. DET	02/24/06

MOST CONSECUTIVE POINTS

Game	23	at IND	02/12/78
Score was Bulls 22, Indiana 19 (3:35 left in the 1st Qtr.)			
Bulls 22, Indiana 29 (end of 1st Qtr.)			
Bulls 24, Indiana 42 (Bulls scored)			
OT	10	vs. WAS (96-105)	01/02/76

MOST CONSECUTIVE POINTS AT START OF GAME

Game	15 (15-0)	vs. MIA	04/10/99
Game	14 (14-0)	vs. PHI	01/25/83
Game	14 (14-0)	at ATL	12/10/86

* most recently

FRONT OFFICE

BASKETBALL OPS.

PLAYERS

THE NBA

OPPONENTS

2015-16 SEASON

RECORDS

PLAYOFFS

HISTORY

COMMUNITY

MEDIA

OPPONENT TEAM AGAINST BULLS (FEWEST) ★ ★ ★ ★



FEWEST POINTS

Game	58	vs. ATL	01/14/13
Half	20	vs. ATL (1st)	01/14/13
Qtr.	5*	vs. ATL (2nd)	01/14/13
OT	2*	vs. MIA	03/09/14

FEWEST FIELD GOALS MADE

Game	19	vs. NYK	03/12/99
Half	7	vs. NYK (1st)	03/12/99
Qtr.	0	at ATL (3rd)	02/20/07
OT	0*	vs. MIA	04/12/12

FEWEST FIELD GOALS ATTEMPTED

Game	59*	at ORL	11/01/06
Half	22	at ORL (2nd)	11/01/06
Qtr.	9	vs. POR (4th)	01/23/01
OT	5	several	

LOWEST FIELD GOAL PERCENTAGE

Game	.273 (27-99)	vs. GSW	02/28/04
Half	.205 (8-39)	vs. ATL (1st)	01/14/13
Qtr.	.000 (0-16)	at ATL (3rd)	02/20/07
OT	.000 (0-8)	at KC	12/01/72
	.000 (0-6)	vs. CLE	03/31/05
	.000 (0-5)	vs. MIA	04/12/12

FEWEST FREE THROWS MADE

Game	1	vs. TOR	01/14/12
Half	0	several	
Qtr.	0	several	
OT	0	several	

FEWEST FREE THROWS ATTEMPTED

Game	4	at GSW	03/06/77
Half	0	several	
Qtr.	0	several	
OT	0	several	

LOWEST FREE THROW PERCENTAGE

Game	.143 (1-7)	vs. TOR	01/14/12
------	------------	---------	----------

FEWEST REBOUNDS

Game	21	vs. IND	12/11/06
Half	8*	at NO (2nd)	02/12/11
Qtr.	2*	at DET (2nd)	03/21/15
OT	0	vs. CLE	03/31/05

* most recently

FEWEST OFFENSIVE REBOUNDS

Game	1	at CHA	01/05/10
Half	0*	vs. BKN (1st)	02/13/14
Qtr.	0	several	
OT	0	several	

FEWEST DEFENSIVE REBOUNDS

Game	13	vs. PHI	03/20/81
Half	4	vs. WAS (2nd)	01/04/01
Qtr.	1*	vs. WAS (4th)	01/04/01
OT	0	several	

FEWEST ASSISTS

Game	3	vs. CIN (Evansville)	12/06/67
Half	0	vs. CIN (Evansville - 1st)	12/06/67
Qtr.	0	several	
OT	0	several	

FEWEST PERSONAL FOULS

Game	9*	at SAS	03/06/13
Half	2	vs. IND (1st)	02/10/04
Qtr.	0*	at MIN (1st)	04/09/14
OT	0	several	

FEWEST STEALS

Game	1*	vs. DAL	01/15/16
Half	0	several	
Qtr.	0	several	
OT	0	several	

FEWEST TURNOVERS

Game	4*	at CLE	01/23/16
Half	0	several	
Qtr.	0	several	
OT	0	several	

FEWEST BLOCKED SHOTS

Game	0	several	
Half	0	several	
Qtr.	0	several	
OT	0	several	



OPPONENT PLAYER AGAINST BULLS (MOST)

MOST POINTS

Game	68	Wilt Chamberlain	vs. PHI	12/16/67
Half	39	Wilt Chamberlain	vs. PHI (2nd)	12/16/67
Qtr.	24*	LeBron James	vs. CLE (1st)	04/11/08
OT	14	Dirk Nowitzki	at DAL	02/07/09

MOST FIELD GOALS MADE

Game	30	Wilt Chamberlain	vs. PHI	12/16/67
Half	17	Wilt Chamberlain	vs. PHI (2nd)	12/16/67
Qtr.	10*	LaMarcus Aldridge	vs. POR (1st)	12/12/14
OT	5	Dirk Nowitzki	at DAL	02/07/09

MOST FIELD GOALS ATTEMPTED

Game (OT)	50	Rick Barry	vs. SF	02/06/67
Half	27	Rick Barry	vs. SF (1st)	02/06/67
Qtr.	16	J.R. Smith	vs. DEN (4th)	02/22/08
OT	7*	Dirk Nowitzki	at DAL	02/07/09

MOST FREE THROWS MADE

Game	23	Dominique Wilkins	at ATL	12/08/92
Half	13*	Nate Archibald	at KC (2nd)	03/23/75
	13	Shaquille O'Neal	at LAL (2nd)	11/19/99
Qtr.	11*	Julius Erving	at PHI (1st)	03/26/79
OT	6	Kevin Durant	vs. OKC	01/10/09

MOST FREE THROWS ATTEMPTED

Game	31	Shaquille O'Neal	at LAL	11/19/99
Half	17	Shaquille O'Neal	at LAL (2nd)	11/19/99
Qtr.	16	Pete Maravich	vs. ATL (2nd)	01/02/73
OT	6*	Reggie Jackson	vs. DET (4th)	12/18/15

MOST 3-POINT FIELD GOALS MADE

Game	9	Rex Chapman	at MIA	02/23/96
Half	8	J.R. Smith	vs. DEN (2nd)	02/22/08
Qtr.	7	J.R. Smith	vs. DEN (4th)	02/22/08
OT	2	Rodney Stuckey	at DET	04/15/12

MOST 3-POINT FIELD GOALS ATTEMPTED

Game	17*	J.R. Smith	at CLE	04/05/15
Half	13	J.R. Smith	vs. DEN (2nd)	02/22/08
Qtr.	12	J.R. Smith	vs. DEN (4th)	02/22/08
OT	5	Brad Miller	vs. HOU	12/04/10

MOST REBOUNDS

Game (OT)	34	Jerry Lucas	vs. CIN (at CLE)	02/12/68
Game	34	Wilt Chamberlain	vs. PHI	12/16/67
Half	21	Wilt Chamberlain	vs. PHI (2nd)	12/16/67
Qtr.	15	Wilt Chamberlain	vs. PHI (4th)	12/16/67
OT	7	Walt Bellamy	vs. ATL	12/07/72

MOST OFFENSIVE REBOUNDS

Game (OT)	12*	Tristan Thompson	vs. CLE	10/31/14
Game	12*	Andre Drummond	vs. DET	04/11/14
Half	9	Happy Hairston	vs. LAL (2nd)	02/16/75
Qtr.	7*	Keon Clark	vs. TOR (2nd)	01/27/01
OT	5*	Tristan Thompson	vs. CLE (1st)	10/31/14

MOST DEFENSIVE REBOUNDS

Game	21	Bob McAdoo	at BUF	02/08/74
Half	14	Marcus Camby	at DEN (1st)	01/28/04
Qtr.	9	Tyson Chandler	vs. NYK (4th)	04/10/12
OT	6	Walt Bellamy	vs. ATL	12/07/72

MOST ASSISTS

Game	24	Ramon Sessions	at MIL	04/14/08
Half	14*	Kevin Porter	vs. DET (1st)	02/27/79
Qtr.	12	John Lucas	vs. GSW (1st)	11/17/78
OT	3*	Jameer Nelson	at ORL (1st)	01/15/14

MOST PERSONAL FOULS

Game	6	several		
Half	6*	Tyrone Hill	vs. CLE (2nd)	12/07/02
Qtr.	6	Paul Mokeski	at DET (1st)	01/22/81
OT	4	Jameer Nelson	at ORL	04/17/06

MOST STEALS

Game	9	Mike Richardson	vs. NYK	12/23/80
Half	7	Chde Drexler	vs. POR (1st)	02/28/88
Qtr.	5	Ed Jordan	vs. NJN (1st)	10/23/79
OT	2	several		

MOST TURNOVERS

Game	12	Damon Stoudamire	vs. TOR	01/25/97
Half	7	Damon Stoudamire	vs. TOR	01/25/97
Qtr.	5*	Eric Bledsoe	vs. PHX (1st)	02/21/15
OT	3*	Tayshaun Prince	at DET	12/26/10

MOST BLOCKED SHOTS

Game (OT)	13	Ralph Sampson	vs. HOU	12/09/83
Game	12*	Hassan Whiteside	vs. MIA	01/25/15
Half	9	Dikembe Mutombo	vs. PHI (2nd)	12/01/01
Qtr.	8	Dikembe Mutombo	vs. PHI (3rd)	12/01/01
OT	3	Mamadou N'diaye	at TOR	11/04/02

MOST CONSECUTIVE FIELD GOALS

Game	14	Greg Ballard (16-20)	at WAS (2 OT)	04/09/83
------	----	----------------------	---------------	----------

MOST CONSECUTIVE POINTS

Game	18	David Wesley (83-101) (4th Qtr.)	vs. BOS	04/01/97
Game	18	Gilbert Arenas (62-79) (3rd & 4th Qtrs.)	vs. WAS	02/23/07

* most recently

FRONT OFFICE

BASKETBALL OPS.

PLAYERS

THE NBA

OPPONENTS

2015-16 SEASON

RECORDS

PLAYOFFS

HISTORY

COMMUNITY

MEDIA



MOST POINTS

Game (4 OT)	147	DET vs. CHI	12/18/15
Game	134	CHI vs. DEN	02/18/97
Half	74	CHI vs. MIA (2nd)	12/30/94
Qtr.	49	CHI vs. TOR (4th)	12/22/14
OT	20	DET vs. CHI (4th)	12/18/15

MOST FIELD GOALS MADE

Game (4 OT)	56	DET vs. CHI	12/18/15
Game	53*	PHI vs. CHI	04/07/97
Half	31	CHI vs. PHI (1st)	01/16/96
Qtr.	18*	CHI vs. PHX (1st)	01/17/12
OT	7	DET vs. CHI (4th)	12/18/15

MOST FIELD GOALS ATTEMPTED

Game (4 OT)	124	DET vs. CHI	12/18/15
Game (3 OT)	113	NO vs. CHI	12/02/13
Game	108	CHI vs. SAS	11/03/97
Half	58	CHI vs. SAS (1st)	03/05/97
Qtr.	33	CHI vs. DEN (2nd)	02/18/97
OT	16	MIL vs. CHI	04/05/03

MOST FREE THROWS MADE

Game	43	CHI vs. TOR	12/22/14
Half	24*	CHI vs. TOR (2nd)	12/22/14
Qtr.	20	ATL vs. CHI (4th)	12/02/94
OT	10	CLE vs. CHI	10/31/14

MOST FREE THROWS ATTEMPTED

Game	53	UTA vs. CHI	01/05/02
Half	32	CHI vs. PHX (2nd)	12/15/97
Qtr.	24	CHI vs. PHX (4th)	12/15/97
OT	11	CLE vs. CHI	10/31/14

MOST 3-POINT FIELD GOALS MADE

Game	18	CHI vs. UTA	03/12/11
Half	13	CHI vs. UTA (1st)	03/12/11
Qtr.	8	CHI vs. UTA (1st)	03/12/11
OT	4	CHA vs. CHI	03/23/01

MOST 3-POINT FIELD GOALS ATTEMPTED

Game	47	NYK vs. CHI	12/17/09
Half	29	NYK vs. CHI (1st)	12/17/09
Qtr.	16	NYK vs. CHI (2nd)	12/17/09
OT	6*	CHI vs. ORL	12/31/07

MOST REBOUNDS

Game	66	CHI vs. PHI	04/07/97
Half	38	CHI vs. SAS (2nd)	03/05/97
Qtr.	23	CHI vs. PHI (1st)	04/07/97
OT	10	CHI vs. DET (4th)	12/18/15

MOST OFFENSIVE REBOUNDS

Game	33	CHI vs. LAC	12/23/97
Half	21	CHI vs. LAC (2nd)	12/23/97
Qtr.	13	CHI vs. LAC (3rd)	12/23/97
OT	7	MIL vs. CHI	04/05/03

MOST DEFENSIVE REBOUNDS

Game	48	CHI vs. CLE	04/26/12
Game (OT)	47	ORL vs. CHI	03/20/00
Half	26*	CHI vs. DEN (2nd)	12/02/15
Qtr.	18	CHI vs. NJN (2nd)	12/31/00
OT	8	CHI vs. GSW	02/28/04

*most recently

MOST ASSISTS

Game	44	CHI vs. TOR	04/14/97
Half	24	CHI vs. TOR (2nd)	04/14/97
Qtr.	15	CHI vs. TOR (3rd)	04/14/97
	15	ORL vs. CHI (1st)	02/26/02
OT	4*	several	

MOST PERSONAL FOULS

Game	36*	DET vs. CHI	02/17/95
Half	24	MIA vs. CHI (2nd)	01/26/96
Qtr.	15*	CHI vs. CHA (4th)	12/31/12
OT	9	CHI vs. CLE	10/31/14

MOST DISQUALIFICATIONS

Game	2	several	
------	---	---------	--

MOST STEALS

Game	19*	CHI vs. CHA	01/19/00
Half	13	BOS vs. CHI (1st)	04/01/97
Qtr.	11	BOS vs. CHI (2nd)	04/01/97
OT	3*	several	

MOST TURNOVERS

Game	31	POR vs. CHI	01/03/00
Half	18	POR vs. CHI	01/03/00
Qtr.	11	POR vs. CHI	01/03/00
OT	5	CHI vs. CLE	10/31/14

MOST BLOCKED SHOTS

Game	18	CHI vs. DEN	01/01/15
Half	10	DET vs. CHI (1st)	01/06/07
Qtr.	8*	MIL vs. CHI (4th)	04/27/15
OT	3	CHI vs. NO (1st)	12/02/13

MOST CONSECUTIVE WINS

37 11/03/95 - 04/04/96

MOST CONSECUTIVE LOSSES

9 03/06/02 - 04/05/02

MOST CONSECUTIVE POINTS FROM START OF GAME

15 MIA vs. CHI 04/10/99

MOST CONSECUTIVE POINTS IN A GAME

24 CHI vs. CLE 12/30/06
(3rd - 4th Qtrs. 60-67 to 84-67)
21 CHI vs. PHI 02/20/10
(2nd Qtr. 35-38 to 56-38)
21 CHI vs. SAC 03/19/96
(4th Qtr. 64-64 to 85-64)

FEWEST POINTS

Game	49	CHI vs. MIA	04/10/99
Half	20	ATL vs. CHI (1st)	01/14/13
Qtr.	5*	ATL vs. CHI (2nd)	01/14/13
	5	CHI vs. MIA (2nd)	04/10/99

FEWEST FIELD GOALS MADE

Game	18	CHI vs. MIA	04/10/99
Half	7	NYK vs. CHI (1st)	03/12/99
	7	CHI vs. WAS (1st)	01/19/02
Qtr.	1	NYK vs. CHI (2nd)	03/12/99

FEWEST FIELD GOALS ATTEMPTED

Game	60	ATL vs. CHI	12/02/94
------	----	-------------	----------

FEWEST REBOUNDS

Game	21*	CHI vs. ORL	12/01/10
------	-----	-------------	----------



INDIVIDUAL PLAYER UNITED CENTER RECORDS

MOST POINTS

Game	57	Jerry Stackhouse, DET	CHI	04/03/01
Half	34	Michael Jordan, CHI	DET (2nd)	03/07/96
Qtr.	25	Jalen Rose, CHI	IND (4th)	12/21/02
OT	13	JIMMY BUTLER, CHI	DET (4TH)	12/18/15
		Reggie Jackson, DET	CHI (4th)	12/18/15

MOST FIELD GOALS MADE

Game	21*	Jerry Stackhouse, DET	CHI	04/03/01
Half	14	Michael Jordan, CHI	CHI (2nd)	03/07/96
Qtr.	10*	LaMarcus Aldridge, POR	CHI (1st)	12/12/14
OT	5	JIMMY BUTLER, CHI	DET (4TH)	12/18/15

MOST FIELD GOALS ATTEMPTED

Game (OT)	39	Michael Jordan, CHI	SAS	11/03/97
Game	36	Jerry Stackhouse, DET	CHI	04/03/01
Half	22	Jerry Stackhouse, DET	CHI (2nd)	04/03/01
Qtr.	16	J.R. Smith, DEN	CHI (4th)	02/22/08
OT	7	JIMMY BUTLER, CHI	DET (4TH)	12/18/15

MOST FREE THROWS MADE

Game	19*	Ben Gordon, CHI	NJN	04/11/06
Half	15	Michael Jordan, CHI	NYK (1st)	04/18/98
Qtr.	13*	Michael Jordan, CHI	NYK (2nd)	04/18/98
OT	6*	Kevin Durant, OKC	OKC	01/10/09

MOST FREE THROWS ATTEMPTED

Game	21	Ben Gordon, CHI	NJN	04/11/06
Half	16	Michael Jordan, CHI	NYK (1st)	04/18/98
Qtr.	14	Michael Jordan, CHI	NYK (2nd)	04/18/98
OT	6*	Reggie Jackson, DET	CHI (4th)	12/18/15

MOST 3-POINT FIELD GOALS MADE

Game	9	Ben Gordon, CHI	WAS	04/14/06
Half	8	J.R. Smith, DEN	CHI (2nd)	02/22/08
Qtr.	7	J.R. Smith, DEN	CHI (4th)	02/22/08
OT	2*	Luol Deng, CHI	CLE	01/15/09

MOST 3-POINT FIELD GOALS ATTEMPTED

Game	15	Danilo Gallinari, NYK	CHI	12/17/09
Half	13	J.R. Smith, DEN	CHI (2nd)	02/22/08
Qtr.	12	J.R. Smith, DEN	CHI (4th)	02/22/08
OT	5	Brad Miller, HOU	CHI	12/04/10

MOST REBOUNDS

Game	29	Dennis Rodman, CHI	ATL	12/27/97
Half	19	Andre Drummond, DET	CHI (1st)	04/11/14
Qtr.	14	Dennis Rodman, CHI	ORL (1st)	01/03/97
OT	6	Pau Gasol, CHI	DET (2nd)	12/18/15

MOST OFFENSIVE REBOUNDS

Game	15	Dennis Rodman, CHI	LAC	12/23/97
Half	10	Dennis Rodman, CHI	LAC (2nd)	12/23/97
Qtr.	7	Keon Clark, TOR	CHI (2nd)	01/27/01
OT	5	Tristan Thompson, CLE	CHI	10/31/14

MOST DEFENSIVE REBOUNDS

Game	20	DeAndre Jordan, LAC	CHI	03/01/15
Half	13	Ben Wallace, DET	CHI (1st)	02/11/03
Qtr.	9*	Tyson Chandler, CHI	NYK (4th)	04/10/12
OT	4*	Richard Jefferson, NJN	CHI (1st)	11/05/04

MOST ASSISTS

Game	22	George McCloud, DEN	CHI	03/26/01
Half	13*	George McCloud, DEN	CHI (2nd)	03/26/01
Qtr.	10	Robert Pack, NJN	CHI (1st)	12/23/96
OT	3*	C.J. Watson, CHI	MIA	04/12/12

MOST PERSONAL FOULS

Half	6*	Andre Drummond, DET	CHI (2nd)	04/03/15
Qtr.	5*	Aaron Brooks, CHI	WAS (4th)	01/14/15
OT	3*	Joakim Noah, CHI	BOS	01/03/15

MOST STEALS

Game	8	Ron Artest, CHI	VAN	02/24/01
	8	Jerome Williams, TOR	CHI	02/26/03
Half	7	Jerome Williams, TOR	CHI	02/26/03
Qtr.	6	Jerome Williams, TOR	CHI	02/26/03
OT	2	several		

MOST TURNOVERS

Game	12	Damon Stoudamire, TOR	CHI	01/25/97
Half	7	Damon Stoudamire, TOR	CHI (2nd)	01/25/97
Qtr.	5*	Eric Bladosoe, PHX	CHI (1st)	02/21/15
OT	2	several		

MOST BLOCKED SHOTS

Game	12*	Hassan Whiteside, MIA	CHI	01/25/15
Half	9	Dikembe Mutombo, PHI	CHI (2nd)	12/01/01
Qtr.	8	Dikembe Mutombo, PHI	CHI (3rd)	12/01/01
OT	3	TAJ GIBSON, CHI	NOP (1ST)	12/02/13

MOST MINUTES

Game (4 OT)	57	Marcus Morris, DET	CHI	12/18/15
Game (2 OT)	57	Richard Jefferson, NJN	CHI	11/05/04
	56	Caron Butler, WAS	CHI	01/15/10
	55	Kirk Hinrich, CHI	NJN	11/05/04

MOST CONSECUTIVE POINTS

18 (83-101) (4th)	David Wesley, BOS	CHI	04/01/97
18 (62-79) (3rd - 4th Qtrs.)	Gilbert Arenas, WAS	CHI	02/23/07

CONSECUTIVE FIELD GOALS MADE

14	Elton Brand, CHI	WAS	04/13/00
----	------------------	-----	----------

CONSECUTIVE 3-POINT FIELD GOALS MADE

Season	7	Steve Kerr, CHI		
	(1-1)		IND	12/23/94
	(1-1)		NYK	12/26/94
	(4-4)		MIA	12/30/94
	(1-1)		DEN	01/01/95
Game	7	J.R. Smith, DEN	CHI	02/22/08
	(8-14, made seven in a row in the second half)			
	5	B.J. Armstrong, CHI		
	(5-5)		MIA	12/30/94
	5	Ben Gordon, CHI		
	(5-6, made first five)		NJN	01/11/07

CONSECUTIVE FREE THROWS MADE

32	Jalen Rose, CHI			
	(7-7)		CLE	01/04/03
	(3-3)		UTA	01/06/03
	(8-8)		NYK	01/13/03
	(3-3)		WAS	01/24/03
	(11-11)		HOU	01/26/03
31	Michael Jordan, CHI			
	(1-1)		ORL	12/13/95
	(10-10)		LAL	12/16/95
	(8-8)		DAL	12/19/95
	(7-7)		TOR	12/22/95
	(5-5)		UTA	12/23/95

* most recently

FRONT OFFICE

BASKETBALL OPS.

PLAYERS

THE NBA

OPPONENTS

2015-16 SEASON

RECORDS

PLAYOFFS

HISTORY

COMMUNITY

MEDIA



MINUTES

PLAYER	YEAR	MINUTES
Bob Love	1970-71	3,482
Jalen Rose	2002-03	3,351
Michael Jordan	1987-88	3,311
Bob Love	1973-74	3,292
Michael Jordan	1988-89	3,255
Michael Jordan	1986-87	3,281
Artis Gilmore	1978-79	3,265
Clem Haskins	1969-70	3,214
Luol Deng	2010-11	3,208
Michael Jordan	1989-90	3,197
Michael Jordan	1997-98	3,181

POINTS PER GAME

PLAYER	YEAR	PPG
Michael Jordan	1986-87	37.1
Michael Jordan	1987-88	35.0
Michael Jordan	1992-93	32.6
Michael Jordan	1988-89	32.5
Michael Jordan	1990-91	31.5
Michael Jordan	1995-96	30.4
Michael Jordan	1991-92	30.1
Michael Jordan	1996-97	29.6
Michael Jordan	1997-98	28.7
Michael Jordan	1984-85	28.2

TOTAL POINTS

PLAYER	YEAR	POINTS
Michael Jordan	1986-87	3,041
Michael Jordan	1987-88	2,868
Michael Jordan	1989-90	2,753
Michael Jordan	1988-89	2,633
Michael Jordan	1990-91	2,580
Michael Jordan	1992-93	2,541
Michael Jordan	1995-96	2,491
Michael Jordan	1996-97	2,431
Michael Jordan	1991-92	2,404
Michael Jordan	1997-98	2,357

FREE THROWS MADE

PLAYER	YEAR	FTM
Michael Jordan	1986-87	833
Michael Jordan	1987-88	723
Michael Jordan	1988-89	674
Michael Jordan	1984-85	630
Michael Jordan	1989-90	593
Michael Jordan	1990-91	571
Michael Jordan	1997-98	565
Michael Jordan	1995-96	548
Bob Love	1970-71	513
Reggie Theus	1979-80	500

FREE THROW % (MIN. 100 FTM)

PLAYER	YEAR	FT-FTA	PCT.
Ricky Sobers	1980-81	231-247	.935
Ben Gordon	2007-08	266-293	.908
Hersey Hawkins	1999-00	107-119	.899
B.J. Armstrong	1994-95	206-233	.884
D.J. Augustin	2013-14	195-221	.882
George Gervin	1985-86	283-322	.879
Chet Walker	1973-74	439-502	.875
Fred Hoiberg	2000-01	156-167	.866
Jack Marin	1975-76	134-155	.865
Ben Gordon	2008-09	330-382	.864
Ben Gordon	2006-07	380-440	.864

3-POINT FIELD GOALS MADE

PLAYER	YEAR	3-PT. FGM
Ben Gordon	2008-09	173
Ben Gordon	2005-06	166
Jamal Crawford	2003-04	165
Scottie Pippen	1996-97	156
Ben Gordon	2006-07	155
Scottie Pippen	1995-96	150
Kirk Hinrich	2004-05	145
Kirk Hinrich	2003-04	144
Ben Gordon	2007-08	142
Nate Robinson	2012-13	141
Kirk Hinrich	2006-07	140
NIKOLA MIROTIĆ	2015-16	135

3-POINT FIELD GOAL % (MIN. 25 3-FGM)

PLAYER	YEAR	FG-FGA	PCT.
Steve Kerr	1994-95	89-170	.524
Steve Kerr	1995-96	122-237	.515
Steve Kerr	1996-97	110-237	.464
B.J. Armstrong	1992-93	62-139	.453
Jamal Crawford	2001-02	26-58	.448
B.J. Armstrong	1993-94	60-135	.444
Jud Buechler	1995-96	40-90	.444
John Paxson	1990-91	42-96	.438
Steve Kerr	1997-98	57-130	.438
Ben Gordon	2005-06	166-382	.435
Kyle Korver	2011-12	118-271	.435
DOUG McDERMOTT	2015-16	110-259	.425

REBOUNDS

PLAYER	YEAR	REBOUNDS
Dennis Rodman	1997-98	1,201
Tom Boerwinkle	1970-71	1,133
Charles Oakley	1986-87	1,074
Artis Gilmore	1977-78	1,071
Artis Gilmore	1976-77	1,070
Charles Oakley	1987-88	1,066
Artis Gilmore	1978-79	1,043
Tom Boerwinkle	1969-70	1,016
Clifford Ray	1973-74	977
Dennis Rodman	1995-96	952

REBOUNDS PER GAME

PLAYER	YEAR	RPG
Dennis Rodman	1996-97	16.1
Dennis Rodman	1997-98	15.0
Dennis Rodman	1995-96	14.9
Tom Boerwinkle	1970-71	13.8
Artis Gilmore	1977-78	13.1
Charles Oakley	1986-87	13.1
Artis Gilmore	1976-77	13.0
Charles Oakley	1987-88	13.0
Artis Gilmore	1978-79	12.7
Tom Boerwinkle	1969-70	12.5

OFFENSIVE REBOUNDS

PLAYER	YEAR	OFF. REBS.
Dennis Rodman	1997-98	421
Dennis Rodman	1995-96	356
Elton Brand	1999-00	348
Horace Grant	1991-92	344
Horace Grant	1992-93	341
Charles Oakley	1987-88	326
Dennis Rodman	1996-97	320
Artis Gilmore	1977-78	318
Artis Gilmore	1976-77	313
Horace Grant	1993-94	306



ALL-TIME SINGLE-SEASON LEADERBOARD

DEFENSIVE REBOUNDS

PLAYER	YEAR	DEF. REBS.
Dennis Rodman	1997-98	780
Charles Oakley	1986-87	775
Artis Gilmore	1976-77	757
Artis Gilmore	1977-78	753
Artis Gilmore	1978-79	750
Charles Oakley	1987-88	740
Pau Gasol	2014-15	699
Clifford Ray	1973-74	692
Nate Thurmond	1974-75	645
Pau Gasol	2015-16	638

ASSISTS

PLAYER	YEAR	ASSISTS
Guy Rodgers	1966-67	908
Ennis Whatley	1963-64	662
Michael Jordan	1988-89	650
Norm Van Lier	1976-77	636
Derrick Rose	2010-11	623
Clem Haskins	1969-70	624
Scottie Pippen	1991-92	572
Norm Van Lier	1972-73	567
Norm Van Lier	1973-74	548
Norm Van Lier	1977-78	531

STEALS

PLAYER	YEAR	STLS
Michael Jordan	1987-88	259
Michael Jordan	1986-87	236
Michael Jordan	1988-89	234
Scottie Pippen	1994-95	232
Michael Jordan	1989-90	227
Michael Jordan	1990-91	223
Michael Jordan	1992-93	221
Scottie Pippen	1989-90	211
Michael Jordan	1993-94	211
Michael Jordan	1984-85	196

BLOCKS

PLAYER	YEAR	BLOCKS
Artis Gilmore	1981-82	221
Artis Gilmore	1976-77	203
Artis Gilmore	1980-81	198
Nate Thurmond	1974-75	195
Artis Gilmore	1977-78	181
Cliff Ray	1973-74	173
Artis Gilmore	1978-79	156
Ben Wallace	2006-07	156
Tyrus Thomas	2008-09	151
Pau Gasol	2014-15	147



SEASONS PLAYED

PLAYER	SEASONS
Michael Jordan	13
Scottie Pippen	12
Kirk Hinrich	11
Tom Boerwinkle	10
Jerry Sloan	10
Luol Deng	10
Joakim Noah	9
John Paxson	9
Bob Love	8
B.J. Armstrong	7
Dave Corzine	7
TAJ GIBSON	7
Artis Gilmore	7
Horace Grant	7
Toni Kukoc	7
Norm Van Lier	7

GAMES PLAYED

PLAYER	GAMES
Michael Jordan	930
Scottie Pippen	856
Kirk Hinrich	748
Jerry Sloan	696
John Paxson	645
Luol Deng	637
Tom Boerwinkle	635
Bob Love	592
Joakim Noah	572
Dave Corzine	556
Horace Grant	546
Norm Van Lier	535
B.J. Armstrong	518
Will Perdue	518

MINUTES

PLAYER	MINUTES
Michael Jordan	35,887
Scottie Pippen	30,269
Jerry Sloan	24,798
Kirk Hinrich	23,545
Luol Deng	22,882
Bob Love	22,073
Norm Van Lier	19,122
Horace Grant	18,204
Joakim Noah	16,848
Artis Gilmore	16,777
Chet Walker	15,809
John Paxson	15,540
Dave Corzine	15,039

POINTS

PLAYER	POINTS
Michael Jordan	29,277
Scottie Pippen	15,123
Bob Love	12,623
Luol Deng	10,286
Jerry Sloan	10,233
Chet Walker	9,788
Artis Gilmore	9,288
Kirk Hinrich	8,536
Reggie Theus	8,279
Derrick Rose	8,001
Ben Gordon	7,372
Horace Grant	6,866
Norm Van Lier	6,505
Toni Kukoc	6,148

SCORING AVERAGE (MIN. 100 GAMES)

PLAYER	G	PTS	PPG
Michael Jordan	930	29,277	31.5
Jalen Rose	128	2,742	21.4
Bob Love	578	12,623	21.3
Chet Walker	474	9,788	20.6
Bob Boozer	236	4,807	20.4
Elton Brand	155	2,117	20.1
Derrick Rose	406	8,001	19.7
Artis Gilmore	482	9,288	19.3
Reggie Theus	441	8,279	18.8
Ron Mercer	101	1,875	18.6
Ben Gordon	398	7,372	18.5
Scottie Pippen	856	15,123	17.7
Pau Gasol	150	2,633	17.6
Orlando Woolridge	354	6,146	17.4

FIELD GOALS MADE

PLAYER	FGM
Michael Jordan	10,962
Scottie Pippen	5,991
Bob Love	4,948
Jerry Sloan	3,996
Luol Deng	3,987
Chet Walker	3,558
Artis Gilmore	3,466
Derrick Rose	3,102
Kirk Hinrich	3,101
Reggie Theus	3,047
Kirk Hinrich	2,912
Horace Grant	2,844
Ben Gordon	2,591
Norm Van Lier	2,475
Orlando Woolridge	2,352

FIELD GOALS ATTEMPTED

PLAYER	FGA
Michael Jordan	21,686
Scottie Pippen	12,444
Bob Love	11,497
Jerry Sloan	9,357
Luol Deng	8,675
Kirk Hinrich	7,593
Chet Walker	7,374
Derrick Rose	6,920
Reggie Theus	6,386
Norm Van Lier	5,949
Ben Gordon	5,930
Artis Gilmore	5,907
Horace Grant	5,371
Toni Kukoc	5,064

FIELD GOAL % (MIN. 100 GAMES)

PLAYER	FG-FGA	PCT.
Artis Gilmore	3,466-5,907	.587
Steve Johnson	394-714	.552
Orlando Woolridge	2,352-4,417	.532
Horace Grant	2,844-5,371	.530
Eddy Curry	1,334-2,520	.529
Omer Asik	157-297	.529
Gene Banks	605-1,150	.526
Tyson Chandler	842-1,648	.511
Ollie Johnson	543-1,067	.509
Steve Kerr	1,178-2,323	.507
Dwight Jones	841-1,659	.507
Michael Jordan	10,962-21,686	.505
Othella Harrington	352-697	.505

3-POINT FIELD GOALS MADE

PLAYER	3FGM
Kirk Hinrich	1,049
Ben Gordon	770
Scottie Pippen	664
Michael Jordan	555
Steve Kerr	430
Andrés Nocioni	403
Luol Deng	387
Toni Kukoc	351
Derrick Rose	350
Chris Duhon	336
Jamal Crawford	318
B.J. Armstrong	297

3-POINT FIELD GOALS ATTEMPTED

PLAYER	3FGA
Kirk Hinrich	2,792
Scottie Pippen	2,031
Ben Gordon	1,856
Michael Jordan	1,670
Luol Deng	1,170
Derrick Rose	1,158
Andrés Nocioni	1,099
Toni Kukoc	1,072
Chris Duhon	943
Jamal Crawford	938
Steve Kerr	898
JIMMY BUTLER	754
John Paxson	714

3-POINT FG % (MIN. 100 GAMES, 75 3FGM)

PLAYER	3FG-3FGA	PCT.
Steve Kerr	430-898	.479
B.J. Armstrong	297-679	.437
Craig Hodges	238-560	.425
Kyle Korver	238-560	.425
Ben Gordon	770-1,856	.415
DOUG McDERMOTT	123-300	.410
C.J. Watson	112-285	.393
Mike Dunleavy	269-686	.392
Jud Buechler	98-257	.381
Jalen Rose	193-513	.376
Aaron Brooks	187-498	.376
Kirk Hinrich	1,049-2,792	.376
Andrés Nocioni	403-1,099	.367
John Paxson	259-714	.363
Fred Holberg	164-457	.359

FREE THROWS MADE

PLAYER	FTM
Michael Jordan	6,798
Bob Love	2,727
Chet Walker	2,672
Scottie Pippen	2,477
Artis Gilmore	2,365
Jerry Sloan	2,241
Reggie Theus	2,090
Luol Deng	1,925
Norm Van Lier	1,555
Derrick Rose	1,447
Orlando Woolridge	1,437
Ben Gordon	1,420
Mickey Johnson	1,279



FREE THROWS ATTEMPTED

PLAYER	FTA
Michael Jordan	8,115
Scottie Pippen	3,576
Bob Love	3,343
Artis Gilmore	3,307
Chet Walker	3,129
Jerry Sloan	3,100
Reggie Theus	2,593
Luol Deng	2,490
Norm Van Lier	2,011
Orlando Woolridge	1,953
Joakim Noah	1,780
Derrick Rose	1,780
Horace Grant	1,742

FREE THROW % (MIN. 100 GAMES)

PLAYER	FT-FTA	PCT.
Craig Hodges	117-130	.900
Kyle Korver	132-153	.863
Fred Hoiberg	325-377	.862
B.J. Armstrong	822-954	.862
Ben Gordon	1,420-1,653	.859
Steve Kerr	323-378	.854
Chet Walker	2,672-3,129	.854
Jannero Pargo	99-116	.853
Jack Marin	165-194	.851
Ricky Sobers	626-740	.846
Jalen Rose	563-667	.844
Michael Jordan	6,798-8,115	.838

OFFENSIVE REBOUNDS

PLAYER	OFF REB
Joakim Noah	1,910
Horace Grant	1,888
Scottie Pippen	1,687
Michael Jordan	1,547
Artis Gilmore	1,491
TAJ GIBSON	1,216
David Greenwood	1,197
Dave Corzine	1,135
Luol Deng	1,109
Dennis Rodman	1,097
Mickey Johnson	1,019
Charles Oakley	952
Tyson Chandler	891

DEFENSIVE REBOUNDS

PLAYER	DEF REB
Michael Jordan	4,289
Scottie Pippen	4,039
Artis Gilmore	3,851
Joakim Noah	3,477
David Greenwood	3,025
Luol Deng	2,969
Horace Grant	2,833
Dave Corzine	2,394
Charles Oakley	2,195
Mickey Johnson	2,026
Kirk Hinrich	2,004
TAJ GIBSON	1,988
Carlos Boozer	1,976
Dennis Rodman	1,939
Tyson Chandler	1,725

TOTAL REBOUNDS

PLAYER	REB
Michael Jordan	5,836
Tom Boerwinkle	5,745
Scottie Pippen	5,726
Joakim Noah	5,387
Jerry Sloan	5,385
Artis Gilmore	5,342
Horace Grant	4,721
David Greenwood	4,222
Luol Deng	4,078
Bob Love	3,998
Dave Corzine	3,529
TAJ GIBSON	3,204
Charles Oakley	3,147
Mickey Johnson	3,045

ASSISTS

PLAYER	AST
Michael Jordan	5,012
Scottie Pippen	4,494
Kirk Hinrich	3,811
Norm Van Lier	3,676
Derrick Rose	2,516
Reggie Theus	2,472
John Paxson	2,394
Bob Weiss	2,008
Tom Boerwinkle	2,007
Toni Kukoc	1,840
Jerry Sloan	1,815

PERSONAL FOULS

PLAYER	PF
Scottie Pippen	2,534
Jerry Sloan	2,524
Michael Jordan	2,493
Kirk Hinrich	2,201
Norm Van Lier	1,849
Tom Boerwinkle	1,811
Bob Love	1,741
Joakim Noah	1,637
Artis Gilmore	1,610
David Greenwood	1,603
Horace Grant	1,483
Reggie Theus	1,392

DISQUALIFICATIONS

PLAYER	DQS
Jerry Sloan	54
Norm Van Lier	39
Mickey Johnson	36
Kirk Hinrich	36
Scottie Pippen	32
Tom Boerwinkle	31
David Greenwood	29
Tyson Chandler	24
Luc Longley	23
Artis Gilmore	21

STEALS

PLAYER	STL
Michael Jordan	2,306
Scottie Pippen	1,792
Kirk Hinrich	857
Norm Van Lier	724
Luol Deng	639
Horace Grant	587
Reggie Theus	580
Joakim Noah	481
Toni Kukoc	476
John Paxson	462
Ron Harper	456
Wilbur Holland	455

TURNOVERS

PLAYER	TO
Michael Jordan	2,589
Scottie Pippen	2,401
Reggie Theus	1,567
Kirk Hinrich	1,435
Artis Gilmore	1,300
Derrick Rose	1,186
Luol Deng	1,157
Joakim Noah	1,015
Ben Gordon	965
David Greenwood	948
Dave Corzine	947
Toni Kukoc	887
Orlando Woolridge	804
Charles Oakley	802

BLOCKED SHOTS

PLAYER	BLK
Artis Gilmore	1029
Michael Jordan	828
Joakim Noah	803
Scottie Pippen	774
TAJ GIBSON	645
Horace Grant	579
Dave Corzine	573
David Greenwood	529
Tyson Chandler	487
Luol Deng	360
Jawaan Oldham	350
Tyrus Thomas	347
Pau Gasol	293
Will Perdue	288
Luc Longley	278



MINUTES PLAYED

SEASON	PLAYER	G	MIN	AVG
1966-67	Guy Rodgers	81	3,063	37.8
1967-68	Bob Boozer	77	2,988	38.8
1968-69	Jerry Sloan	78	2,939	37.7
1969-70	Clem Haskins	82	3,214	39.2
1970-71	Bob Love	81	3,482	43.0
1971-72	Bob Love	79	3,108	39.3
1972-73	Bob Love	82	3,033	37.0
1973-74	Bob Love	82	3,292	40.1
1974-75	Nate Thurmond	80	2,756	34.4
1975-76	Norm Van Lier	76	3,026	39.8
1976-77	Norm Van Lier	82	3,097	37.8
1977-78	Artis Gilmore	82	3,067	37.4
1978-79	Artis Gilmore	82	3,265	39.8
1979-80	Reggie Theus	82	3,029	36.9
1980-81	Artis Gilmore	82	2,832	34.5
1981-82	David Greenwood	82	2,914	35.5
1982-83	Reggie Theus	82	2,856	34.8
1983-84	David Greenwood	78	2,718	34.8
1984-85	Michael Jordan	82	3,144	38.3
1985-86	Kyle Macy	82	2,426	29.6
1986-87	Michael Jordan	82	3,281	40.0
1987-88	Michael Jordan	82	3,311	40.4
1988-89	Michael Jordan	81	3,255	40.2
1989-90	Michael Jordan	82	3,197	39.0
1990-91	Michael Jordan	82	3,034	37.0
1991-92	Scottie Pippen	82	3,164	38.6
1992-93	Scottie Pippen	81	3,123	38.6
1993-94	Scottie Pippen	72	2,759	38.3
1994-95	Scottie Pippen	79	3,014	38.2
1995-96	Michael Jordan	82	3,090	37.7
1996-97	Michael Jordan	82	3,106	37.9
1997-98	Michael Jordan	82	3,181	38.8
1998-99	Toni Kukoc	44	1,654	37.6
1999-00	Elton Brand	81	2,999	37.0
2000-01	Elton Brand	74	2,906	39.3
2001-02	Trenton Hassell	78	2,237	28.7
2002-03	Jalen Rose	82	3,351	40.9
2003-04	Jamal Crawford	80	2,811	35.1
2004-05	Kirk Hinrich	77	2,800	36.4
2005-06	Kirk Hinrich	81	2,955	36.5
2006-07	Luol Deng	82	3,071	37.5
2007-08	Kirk Hinrich	75	2,380	31.7
2008-09	Derrick Rose	81	3,000	37.0
2009-10	Derrick Rose	78	2,871	36.8
2010-11	Luol Deng	82	3,208	39.1
2011-12	Luol Deng	54	2,129	39.4*
2012-13	Luol Deng	75	2,903	38.7*
2013-14	JIMMY BUTLER	67	2,581	38.7*
2014-15	JIMMY BUTLER	65	2,513	38.7*
2015-16	JIMMY BUTLER	67	2,474	36.9

SCORING

SEASON	PLAYER	G	PTS	AVG
1966-67	Guy Rodgers	81	1,459	18.0
1967-68	Bob Boozer	77	1,655	21.5
1968-69	Bob Boozer	79	1,716	21.7
1969-70	Bob Love	82	1,722	21.0
1970-71	Bob Love	81	2,043	25.2
1971-72	Bob Love	79	2,037	25.8
1972-73	Bob Love	82	1,895	23.1
1973-74	Bob Love	82	1,785	21.8
1974-75	Bob Love	61	1,342	22.0
1975-76	Bob Love	76	1,448	19.1
1976-77	Artis Gilmore	82	1,527	18.6
1977-78	Artis Gilmore	82	1,879	22.9
1978-79	Artis Gilmore	82	1,940	23.7
1979-80	Reggie Theus	82	1,660	20.2
1980-81	Reggie Theus	82	1,549	18.9
1981-82	Artis Gilmore	82	1,517	18.5
1982-83	Reggie Theus	82	1,953	23.8
1983-84	Orlando Woolridge	75	1,444	19.3
1984-85	Michael Jordan	82	2,313	28.2
1985-86	Orlando Woolridge	70	1,448	20.7
1986-87	Michael Jordan	82	3,041	37.1*
1987-88	Michael Jordan	82	2,868	35.0*
1988-89	Michael Jordan	81	2,633	32.5*
1989-90	Michael Jordan	82	2,753	33.6*
1990-91	Michael Jordan	82	2,580	31.5*
1991-92	Michael Jordan	80	2,404	30.1*
1992-93	Michael Jordan	78	2,541	32.6*
1993-94	Scottie Pippen	72	1,587	22.0
1994-95	Scottie Pippen	79	1,692	21.4
1995-96	Michael Jordan	82	2,491	30.4*
1996-97	Michael Jordan	82	2,431	29.6*
1997-98	Michael Jordan	82	2,357	28.7*
1998-99	Toni Kukoc	44	828	18.8
1999-00	Elton Brand	81	1,627	20.1
2000-01	Elton Brand	74	1,490	20.1
2001-02	Marcus Fizer	76	938	12.3
2002-03	Jalen Rose	82	1,816	22.1
2003-04	Jamal Crawford	80	1,383	17.3
2004-05	Eddy Curry	63	1,012	16.1
2005-06	Ben Gordon	80	1,349	16.9
2006-07	Ben Gordon	82	1,753	21.4
2007-08	Ben Gordon	72	1,336	18.6
2008-09	Ben Gordon	82	1,699	20.7
2009-10	Derrick Rose	78	1,619	20.8
2010-11	Derrick Rose	81	2,026	25.0
2011-12	Derrick Rose	39	852	21.8
2012-13	Luol Deng	75	1,237	16.5
2013-14	TAJ GIBSON	82	1,069	13.0
2014-15	JIMMY BUTLER	65	1,301	20.0
2015-16	JIMMY BUTLER	67	1,399	20.9

* league leader



FIELD GOAL %

SEASON	PLAYER	FGM	FBA	PCT
1966-67	Bob Boozer	538	1,104	.487
1967-68	Bob Boozer	622	1,265	.492
1968-69	Bob Boozer	661	1,375	.481
1969-70	Chet Walker	586	1,249	.477
1970-71	Tom Boerwinkle	357	736	.485
1971-72	Chet Walker	619	1,225	.505
1972-73	Chet Walker	597	1,248	.478
1973-74	Cliff Ray	313	612	.511
1974-75	Chet Walker	524	1,076	.487
1975-76	Mickey Johnson	478	1,033	.463
1976-77	Artis Gilmore	570	1,091	.522
1977-78	Artis Gilmore	704	1,260	.559
1978-79	Artis Gilmore	753	1,310	.575
1979-80	Artis Gilmore	305	513	.595
1980-81	Artis Gilmore	547	816	.670*
1981-82	Artis Gilmore	546	837	.652*
1982-83	Orlando Woolridge	361	622	.580
1983-84	Orlando Woolridge	570	1,086	.525
1984-85	Orlando Woolridge	679	1,225	.554
1985-86	Charles Oakley	281	541	.519
1986-87	Gene Banks	249	462	.539
1987-88	Michael Jordan	1,069	1,998	.535
1988-89	Michael Jordan	966	1,795	.538
1989-90	Michael Jordan	1,034	1,964	.526
1990-91	John Paxson	317	578	.548
1991-92	Horace Grant	457	790	.578
1992-93	Horace Grant	421	829	.508
1993-94	Horace Grant	460	878	.524
1994-95	Toni Kukoc	487	967	.504
1995-96	Michael Jordan	916	1,850	.495
1996-97	Michael Jordan	920	1,892	.486
1997-98	Michael Jordan	881	1,893	.465
1998-99	Mark Bryant	168	348	.483
1999-00	Elton Brand	630	1,306	.482
2000-01	Elton Brand	578	1,215	.476
2001-02	Eddy Curry	189	377	.501
2002-03	Eddy Curry	335	573	.585*
2003-04	Eddy Curry	417	840	.496
2004-05	Eddy Curry	393	730	.538
2005-06	Tyson Chandler	160	283	.565
2006-07	Luol Deng	630	1,218	.517
2007-08	Aaron Gray	103	204	.505
2008-09	Joakim Noah	207	372	.556
2009-10	Joakim Noah	262	520	.504
2010-11	Joakim Noah	211	402	.525
2011-12	Carlos Boozer	448	842	.532
2012-13	TAJ GIBSON	214	441	.485
2013-14	TAJ GIBSON	429	896	.479
2014-15	TAJ GIBSON	254	506	.502
2015-16	TAJ GIBSON	263	500	.526

FREE THROW %

SEASON	PLAYER	FTM	FTA	PCT
1966-67	Guy Rodgers	383	475	.806
1967-68	Flynn Robinson	285	344	.828
1968-69	Bob Boozer	394	489	.806
1969-70	Chet Walker	483	568	.850
1970-71	Chet Walker	480	559	.859*
1971-72	Chet Walker	481	568	.846
1972-73	Bob Weiss	159	189	.841
1973-74	Chet Walker	439	502	.875
1974-75	Chet Walker	413	480	.860
1975-76	Bob Love	362	452	.801
1976-77	Scott May	188	227	.828
1977-78	Mickey Johnson	362	446	.812
1978-79	Mickey Johnson	273	329	.830
1979-80	Reggie Theus	500	597	.838
1980-81	Ricky Sobers	231	247	.935
1981-82	David Greenwood	240	291	.825
1982-83	Reggie Theus	434	542	.801
1983-84	Dave Corzine	231	275	.840
1984-85	Michael Jordan	630	746	.845
1985-86	George Gervin	283	322	.879
1986-87	Michael Jordan	833	972	.857
1987-88	Michael Jordan	723	860	.841
1988-89	Michael Jordan	674	793	.850
1989-90	Michael Jordan	543	699	.848
1990-91	Michael Jordan	571	671	.851
1991-92	Michael Jordan	491	590	.832
1992-93	B.J. Armstrong	130	151	.861
1993-94	B.J. Armstrong	194	227	.855
1994-95	B.J. Armstrong	206	233	.884
1995-96	Michael Jordan	548	657	.834
1996-97	Michael Jordan	480	576	.833
1997-98	Michael Jordan	565	721	.784
1998-99	Kornel David	90	111	.811
1999-00	Fred Hoiberg	69	76	.908
2000-01	Fred Hoiberg	136	157	.866
2001-02	Travis Best	47	51	.922
2002-03	Jalen Rose	399	467	.854
2003-04	Jamal Crawford	200	240	.833
2004-05	Ben Gordon	233	270	.863
2005-06	Andrés Nocioni	204	242	.843
2006-07	Ben Gordon	380	440	.864
2007-08	Ben Gordon	266	293	.908
2008-09	Ben Gordon	330	382	.864
2009-10	Jamero Pargo	42	45	.933
2010-11	Kyle Korver	77	87	.885
2011-12	John Lucas	28	32	.875
2012-13	Richard Hamilton	66	77	.857
2013-14	D.J. Augustin	195	221	.882
2014-15	JIMMY BUTLER	386	463	.834
2015-16	TONY SNELL	30	33	.909

* league leader



3-POINT FIELD GOAL %

(APPEAR IN AT FEWEST 50% OF TEAM GAMES AND 1.0 3FGA/GAME)

SEASON	PLAYER	3FGM	3FGA	PCT
1979-80	Reggie Theus	28	105	.267
1980-81	Reggie Theus	18	90	.200
1981-82	Reggie Theus	25	100	.250
1982-83	Reggie Theus	21	91	.231
1983-84	None qualified			
1984-85	None qualified			
1985-86	Kyle Macy	58	140	.414
1986-87	John Paxson	52	140	.371
1987-88	John Paxson	33	95	.347
1988-89	Craig Hodges	71	168	.423
1989-90	Craig Hodges	87	181	.481
1990-91	John Paxson	42	96	.438
1991-92	B.J. Armstrong	35	87	.402
1992-93	B.J. Armstrong	63	139	.453*
1993-94	B.J. Armstrong	60	135	.444
1994-95	Steve Kerr	89	170	.524*
1995-96	Steve Kerr	122	237	.515
1996-97	Steve Kerr	110	237	.440
1997-98	Steve Kerr	57	130	.438
1998-99	Rusty LaRue	30	89	.337
1999-00	Hersey Hawkins	55	141	.390
2000-01	Fred Hoiberg	103	250	.412
2001-02	A.J. Guyton	46	123	.374
2002-03	Donyell Marshall	33	87	.379
2003-04	Kirk Hinrich	144	369	.390
2004-05	Ben Gordon	134	331	.405
2005-06	Ben Gordon	166	382	.435
2006-07	Kirk Hinrich	140	337	.415
2007-08	Ben Gordon	142	346	.410
2008-09	Ben Gordon	173	422	.410
2009-10	Luol Deng	32	83	.386
2010-11	Kyle Korver	120	289	.415
2011-12	Kyle Korver	118	271	.435
2012-13	Nate Robinson	141	348	.405
2013-14	D.J. Augustin	132	321	.411
2014-15	Mike Dunleavy	107	263	.407
2015-16	DOUG McDERMOTT	110	259	.425

* league leader

3-POINT FIELD GOALS MADE

SEASON	PLAYER	3FGM
1979-80	Reggie Theus	28
1980-81	Reggie Theus	18
1981-82	Reggie Theus	25
1982-83	Reggie Theus	21
1983-84	Mitchell Wiggins	7
1984-85	Rod Higgins	10
1985-86	Kyle Macy	58
1986-87	John Paxson	52
1987-88	John Paxson	33
1988-89	Craig Hodges	71
1989-90	Michael Jordan	92
1990-91	Craig Hodges	44
1991-92	Craig Hodges	36
1992-93	Michael Jordan	81
1993-94	Scottie Pippen	63
1994-95	Scottie Pippen	109
1995-96	Scottie Pippen	150
1996-97	Scottie Pippen	156
1997-98	Toni Kukoc	63
1998-99	Brent Barry	52
1999-00	Matt Maloney	62
2000-01	Fred Hoiberg	103
2001-02	Trenton Hassell	60
2002-03	Jalen Rose	133
2003-04	Jamal Crawford	165
2004-05	Kirk Hinrich	144
2005-06	Ben Gordon	166
2006-07	Ben Gordon	155
2007-08	Ben Gordon	142
2008-09	Ben Gordon	173
2009-10	Kirk Hinrich	104
2010-11	Derrick Rose	128
2011-12	Kyle Korver	118
2012-13	Nate Robinson	141
2013-14	D.J. Augustin	132
2014-15	Aaron Brooks	121
2015-16	NIKOLA MIROTIĆ	135



REBOUNDING

SEASON	PLAYER	G	REB	AVG
1966-67	Jerry Sloan	80	726	9.1
1967-68	Jim Washington	82	825	10.1
1968-69	Tom Boerwinkle	80	889	11.1
1969-70	Tom Boerwinkle	81	1,016	12.5
1970-71	Tom Boerwinkle	82	1,133	13.8
1971-72	Tom Boerwinkle	80	897	11.2
1972-73	Clifford Ray	73	797	10.9
1973-74	Clifford Ray	80	977	12.2
1974-75	Nate Thurmond	80	904	11.3
1975-76	Tom Boerwinkle	74	792	10.7
1976-77	Artis Gilmore	82	1,070	13.0
1977-78	Artis Gilmore	82	1,071	13.1
1978-79	Artis Gilmore	82	1,043	12.7
1979-80	David Greenwood	82	773	9.4
1980-81	Artis Gilmore	82	828	10.1
1981-82	Artis Gilmore	82	835	10.2
1982-83	David Greenwood	79	765	9.7
1983-84	David Greenwood	78	786	10.1
1984-85	Michael Jordan	82	534	6.5
1985-86	Charles Oakley	77	664	8.6
1986-87	Charles Oakley	82	1,074	13.1
1987-88	Charles Oakley	82	1,066	13.0
1988-89	Horace Grant	79	691	8.6
1989-90	Horace Grant	80	629	7.9
1990-91	Horace Grant	78	659	8.4
1991-92	Horace Grant	81	807	10.0
1992-93	Horace Grant	77	729	9.5
1993-94	Horace Grant	70	769	10.9
1994-95	Scottie Pippen	79	639	8.1
1995-96	Dennis Rodman	64	952	14.9*
1996-97	Dennis Rodman	55	863	16.1*
1997-98	Dennis Rodman	80	1,201	15.0*
1998-99	Toni Kukoc	44	310	7.0
1999-00	Elton Brand	81	810	10.0
2000-01	Elton Brand	74	746	10.1
2001-02	Marcus Fizer	76	427	5.6
2002-03	Donyell Marshall	78	699	9.0
2003-04	Antonio Davis	65	528	8.1
2004-05	Tyson Chandler	80	775	9.7
2005-06	Tyson Chandler	79	714	9.0
2006-07	Ben Wallace	77	821	10.7
2007-08	Ben Wallace	50	441	8.8
2008-09	Joakim Noah	80	606	7.6
2009-10	Joakim Noah	64	705	11.0
2010-11	Carlos Boozer	59	565	9.6
2011-12	Joakim Noah	64	629	9.8
2012-13	Joakim Noah	66	733	11.1
2013-14	Joakim Noah	80	900	11.3
2014-15	Pau Gasol	78	919	11.8
2015-16	Pau Gasol	72	793	11.0

OFFENSIVE REBOUNDS

SEASON	PLAYER	G	ORB	AVG
1973-74	Clifford Ray	80	285	3.6
1974-75	Nate Thurmond	80	259	3.2
1975-76	Mickey Johnson	81	279	3.4
1976-77	Artis Gilmore	82	313	3.8
1977-78	Artis Gilmore	82	318	3.9
1978-79	Artis Gilmore	82	293	3.6
1979-80	David Greenwood	82	223	2.7
1980-81	David Greenwood	82	243	3.0
1981-82	Artis Gilmore	82	224	2.7
1982-83	Dave Corzine	82	243	3.0
1983-84	David Greenwood	78	214	2.7
1984-85	Michael Jordan	78	214	2.7
1985-86	Charles Oakley	77	255	3.3
1986-87	Charles Oakley	82	299	3.6
1987-88	Charles Oakley	82	326	4.0
1988-89	Horace Grant	79	240	3.0
1989-90	Horace Grant	80	236	2.9
1990-91	Horace Grant	78	266	3.4
1991-92	Horace Grant	81	344	4.2
1992-93	Horace Grant	77	341	4.4
1993-94	Horace Grant	70	306	4.4
1994-95	Will Perdue	78	211	2.7
1995-96	Dennis Rodman	64	356	5.6*
1996-97	Dennis Rodman	55	320	5.8*
1997-98	Dennis Rodman	80	421	5.3*
1998-99	Dickey Simpkins	50	110	2.2
1999-00	Elton Brand	81	348*	4.3*
2000-01	Elton Brand	74	285	3.9
2001-02	Marcus Fizer	76	128	1.7
2002-03	Donyell Marshall	78	234*	3.0
2003-04	Antonio Davis	65	158	2.4
2004-05	Tyson Chandler	80	261	3.3
2005-06	Tyson Chandler	79	265	3.4
2006-07	Ben Wallace	77	303	3.9
2007-08	Ben Wallace	50	175	3.5
2008-09	Joakim Noah	80	244	3.1
2009-10	TAJ GIBSON	82	226	2.8
2010-11	Joakim Noah	48	182	3.8
2011-12	Joakim Noah	64	242	3.8
2012-13	Joakim Noah	66	260	3.9
2013-14	Joakim Noah	80	282	3.5
2014-15	Joakim Noah	67	219	3.3
2015-16	TAJ GIBSON	73	206	2.8

* league leader



DEFENSIVE REBOUNDS

SEASON	PLAYER	G	DRB	AVG
1973-74	Clifford Ray	80	692	8.7
1974-75	Nate Thurmond	80	645	8.1
1975-76	Tom Boerwinkle	74	529	7.1
1976-77	Artis Gilmore	82	757	9.2
1977-78	Artis Gilmore	82	753	9.2
1978-79	Artis Gilmore	82	750	9.1
1979-80	David Greenwood	82	550	6.7
1980-81	Artis Gilmore	82	608	7.4
1981-82	Artis Gilmore	82	611	7.5
1982-83	David Greenwood	79	548	6.9
1983-84	David Greenwood	78	572	7.3
1984-85	Michael Jordan	82	367	4.5
1985-86	Sidney Green	80	450	5.6
1986-87	Charles Oakley	82	775	9.5
1987-88	Charles Oakley	82	740	9.0
1988-89	Michael Jordan	81	503	6.2
1989-90	Michael Jordan	82	422	5.1
1990-91	Scottie Pippen	82	432	5.3
1991-92	Horace Grant	81	463	5.7
1992-93	Scottie Pippen	81	418	5.2
1993-94	Horace Grant	70	463	6.6
1994-95	Scottie Pippen	79	464	5.9
1995-96	Dennis Rodman	64	596	9.3
1996-97	Dennis Rodman	55	563	10.2
1997-98	Dennis Rodman	80	780	9.8
1998-99	Toni Kukoc	44	245	5.6
1999-00	Elton Brand	81	462	5.7
2000-01	Elton Brand	74	461	6.2
2001-02	Marcus Fizer	76	299	3.9
2002-03	Donyell Marshall	78	465	6.0
2003-04	Antonio Davis	65	370	5.7
2004-05	Tyson Chandler	80	514	6.4
2005-06	Tyson Chandler	79	449	5.7
2006-07	Ben Wallace	77	518	6.7
2007-08	Ben Wallace	50	266	5.3
2008-09	Joakim Noah	80	362	4.5
2009-10	Joakim Noah	64	485	7.6
2010-11	Carlos Boozer	59	435	7.4
2011-12	Carlos Boozer	66	450	6.8
2012-13	Carlos Boozer	79	596	7.5
2013-14	Joakim Noah	80	618	7.7
2014-15	Pau Gasol	78	699	9.0
2015-16	Pau Gasol	72	638	8.9

* league leader

ASSISTS

SEASON	PLAYER	G	AST	AVG
1966-67	Guy Rodgers	81	908	11.2*
1967-68	Keith Erickson	78	267	3.4
1968-69	Clem Haskins	79	306	3.9
1969-70	Clem Haskins	82	624	7.6
1970-71	Tom Boerwinkle	82	397	4.8
1971-72	Bob Weiss	82	377	4.6
1972-73	Norm Van Lier	80	567	7.1
1973-74	Norm Van Lier	80	548	6.9
1974-75	Norm Van Lier	70	403	5.8
1975-76	Norm Van Lier	76	500	6.6
1976-77	Norm Van Lier	82	636	7.8
1977-78	Norm Van Lier	78	531	6.8
1978-79	Reggie Theus	82	429	5.2
1979-80	Reggie Theus	82	515	6.3
1980-81	Reggie Theus	82	426	5.2
1981-82	Reggie Theus	82	476	5.8
1982-83	Reggie Theus	82	484	5.9
1983-84	Ennis Whatley	80	662	8.3
1984-85	Michael Jordan	82	481	5.9
1985-86	Kyle Macy	82	446	5.4
1986-87	John Paxson	82	467	5.7
1987-88	Michael Jordan	82	485	5.9
1988-89	Michael Jordan	81	650	8.0
1989-90	Michael Jordan	82	519	6.3
1990-91	Scottie Pippen	82	511	6.2
1991-92	Scottie Pippen	82	572	7.0
1992-93	Scottie Pippen	81	507	6.3
1993-94	Scottie Pippen	72	403	5.6
1994-95	Scottie Pippen	79	409	5.2
1995-96	Scottie Pippen	77	452	5.9
1996-97	Scottie Pippen	82	467	5.7
1997-98	Toni Kukoc	74	314	4.2
1998-99	Toni Kukoc	44	235	5.3
1999-00	Randy Brown	59	202	3.4
	Ron Artest	72	202	2.8
2000-01	Fred Hoiberg	74	263	3.9
2001-02	Trenton Hassell	78	172	2.2
2002-03	Jalen Rose	82	395	4.8
2003-04	Kirk Hinrich	76	517	6.8
2004-05	Kirk Hinrich	77	494	6.4
2005-06	Kirk Hinrich	81	514	6.3
2006-07	Kirk Hinrich	80	500	6.3
2007-08	Kirk Hinrich	75	452	6.0
2008-09	Derrick Rose	81	512	6.3
2009-10	Derrick Rose	78	469	6.0
2010-11	Derrick Rose	81	623	7.7
2011-12	Derrick Rose	39	307	7.9
2012-13	Kirk Hinrich	60	314	5.2
2013-14	Joakim Noah	80	431	5.4
2014-15	Derrick Rose	51	251	4.9
2015-16	JIMMY BUTLER	67	321	4.8



STEALS

SEASON	PLAYER	G	STL	AVG
1973-74	Jerry Sloan	77	183	2.38
1974-75	Jerry Sloan	78	171	2.19
1975-76	Norm Van Lier	76	150	1.97
1976-77	Wilbur Holland	79	169	2.14
1977-78	Wilbur Holland	82	164	2.00
1978-79	Wilbur Holland	82	122	1.49
1979-80	Ricky Sobers	82	136	1.66
1980-81	Reggie Theus	82	122	1.49
1981-82	Reggie Theus	82	87	1.06
1982-83	Reggie Theus	82	143	1.74
1983-84	Ennis Whatley	80	119	1.49
1984-85	Michael Jordan	82	196	2.39
1985-86	Gene Banks	82	81	0.99
	Kyle Macy	82	81	0.99
1986-87	Michael Jordan	82	236	2.88
1987-88	Michael Jordan	82	259	3.16*
1988-89	Michael Jordan	81	234	2.89
1989-90	Michael Jordan	82	227	2.77*
1990-91	Michael Jordan	82	223	2.72
1991-92	Michael Jordan	80	182	2.28
1992-93	Michael Jordan	78	221	2.83*
1993-94	Scottie Pippen	72	211	2.93
1994-95	Scottie Pippen	79	232	2.94
1995-96	Michael Jordan	82	180	2.20
1996-97	Scottie Pippen	82	154	1.88
1997-98	Michael Jordan	82	141	1.72
1998-99	Randy Brown	39	68	1.74
1999-00	Ron Artest	72	119	1.65
2000-01	Ron Artest	76	152	2.00
2001-02	Trenton Hassell	78	55	0.71
2002-03	Donyell Marshall	78	95	1.22
2003-04	Jamal Crawford	80	111	1.39
2004-05	Kirk Hinrich	77	122	1.58
2005-06	Kirk Hinrich	81	94	1.16
2006-07	Ben Wallace	77	111	1.44
2007-08	Ben Wallace	50	69	1.38
2008-09	Tyrus Thomas	79	91	1.15
2009-10	Kirk Hinrich	74	85	1.15
2010-11	Ronnie Brewer	81	106	1.31
2011-12	Ronnie Brewer	66	72	1.09
2012-13	Joakim Noah	66	78	1.18
2013-14	JIMMY BUTLER	67	127	1.90
2014-15	JIMMY BUTLER	65	114	1.75
2015-16	JIMMY BUTLER	67	110	1.64

* league leader

BLOCKED SHOTS

SEASON	PLAYER	G	BLK	AVG
1973-74	Clifford Ray	80	173	2.16
1974-75	Nate Thurmond	80	195	2.44
1975-76	Mickey Johnson	81	66	0.81
1976-77	Artis Gilmore	82	203	2.48
1977-78	Artis Gilmore	82	181	2.21
1978-79	Artis Gilmore	82	156	1.90
1979-80	David Greenwood	82	129	1.57
1980-81	Artis Gilmore	82	198	2.41
1981-82	Artis Gilmore	82	221	2.70
1982-83	Dave Corzine	82	109	1.33
1983-84	Dave Corzine	82	120	1.46
1984-85	Jawann Oldham	63	127	2.02
1985-86	Jawann Oldham	52	134	2.58
1986-87	Michael Jordan	82	125	1.52
1987-88	Michael Jordan	82	131	1.60
1988-89	Brad Sellers	80	69	0.86
1989-90	Michael Jordan	82	101	1.23
1990-91	Scottie Pippen	82	93	1.13
1991-92	Horace Grant	81	131	1.62
1992-93	Horace Grant	77	96	1.25
1993-94	Horace Grant	70	84	1.20
1994-95	Scottie Pippen	79	89	1.13
1995-96	Luc Longley	62	84	1.35
1996-97	Luc Longley	59	66	1.12
1997-98	Luc Longley	58	62	1.07
1998-99	Ron Harper	35	35	1.00
1999-00	Elton Brand	81	132	1.63
2000-01	Elton Brand	74	118	1.59
2001-02	Tyson Chandler	71	93	1.31
2002-03	Tyson Chandler	75	106	1.41
2003-04	Eddy Curry	73	83	1.14
2004-05	Tyson Chandler	80	141	1.76
2005-06	Tyson Chandler	79	104	1.32
2006-07	Ben Wallace	77	156	2.03
2007-08	Ben Wallace	50	80	1.60
2008-09	Tyrus Thomas	79	151	1.91
2009-10	TAJ GIBSON	82	104	1.27
2010-11	TAJ GIBSON	80	106	1.33
2011-12	Joakim Noah	64	92	1.44
2012-13	Joakim Noah	66	141	2.14
2013-14	Joakim Noah	80	121	1.51
2014-15	Pau Gasol	78	114	1.88
2015-16	Pau Gasol	72	146	2.03



BULLS SELECT SCORING CIRCLE

PTS.	PLAYER	OPP.	DATE	FG-FGA	FT-FTA
69*	M. Jordan	at CLE	03/28/90	23-37	21-23
64*	M. Jordan	vs. ORL	01/16/93	27-49	9-11
63**	M. Jordan	at BOS (PO)	04/20/86	22-41	19-21
61*	M. Jordan	at DET	03/04/87	22-39	17-18
61	M. Jordan	vs. ATL	04/16/87	22-38	17-21
59	M. Jordan	at DET	04/03/88	21-27	17-19
58	M. Jordan	vs. NUN	02/26/87	16-25	26-27
57	M. Jordan	vs. WAS	12/23/92	22-37	7-8
56	C. Walker	vs. CIN	02/06/72	22-30	12-13
56	M. Jordan	vs. PHI	03/24/87	22-32	12-15
56	M. Jordan	at MIA (PO)	04/29/92	20-30	16-18
55	M. Jordan	vs. CLE (PO)	05/01/88	24-45	7-7
55	M. Jordan	vs. PHX (PO)	06/16/93	21-37	13-18
55	M. Jordan	at NYK	03/28/95	21-37	10-11
55	M. Jordan	at WAS (PO)	04/27/87	22-35	10-10
54	M. Jordan	vs. CLE	11/03/89	19-31	15-17
54*	M. Jordan	at LAL	11/20/92	21-39	11-14
54	M. Jordan	vs. NYK (PO)	05/31/93	18-30	12-14
53	M. Jordan	vs. POR	01/08/87	20-34	13-16
53	M. Jordan	vs. IND	04/12/87	19-27	15-18
53	M. Jordan	vs. PHX	01/21/89	20-28	13-15
53	M. Jordan	vs. DET	03/07/96	21-28	9-10
53	J. BUTLER	AT PHI	01/14/16	15-30	21-25
52	M. Jordan	vs. CLE	12/17/87	20-31	12-12
52	M. Jordan	vs. POR	02/26/88	21-34	10-12
52	M. Jordan	at BOS	11/09/88	18-33	14-16
52	M. Jordan	at PHI	11/16/88	24-29	4-4
52	M. Jordan	at DEN	11/26/88	19-27	11-14
52	M. Jordan	at ORL	12/20/89	20-37	10-10
52	M. Jordan	vs. CHA	03/12/93	21-35	8-9
51	M. Jordan	at WAS	03/19/92	19-30	12-15
51	M. Jordan	vs. NYK	01/21/87	18-30	10-11
50	M. Jordan	at NYK	11/01/86	15-31	20-22
50	M. Jordan	at MIL	04/13/87	16-31	18-22
50	M. Jordan	vs. BOS	03/18/88	19-32	11-11
50	M. Jordan	vs. CLE (PO)	04/28/88	19-35	12-12
50	M. Jordan	vs. MIL	02/16/89	16-26	17-18
50	M. Jordan	vs. CLE (PO)	05/05/89	14-28	22-27
50	M. Jordan	vs. DEN	03/24/92	18-31	12-13
50	M. Jordan	at MIA	11/06/96	18-33	13-14
50	J. Crawford	at TOR	04/11/04	18-34	8-11
49	B. Love	vs. MIL	02/04/73	19-33	11-13
49	B. Love	vs. KC	02/06/73	16-28	17-20
49*	M. Jordan	vs. DET	02/12/85	19-31	11-13
49*	M. Jordan	at BOS (PO)	04/17/86	18-36	13-15
49	M. Jordan	at PHI	01/30/87	19-35	11-12
49	M. Jordan	at PHI	03/11/87	19-34	10-11
49*	M. Jordan	vs. DET	11/21/87	17-38	15-17
49	M. Jordan	vs. SAC	02/19/88	19-27	11-14
49	M. Jordan	at PHI	03/23/88	20-35	9-12
49*	M. Jordan	at ORL	02/14/90	21-43	7-10
49*	M. Jordan	vs. NYK	03/30/90	20-34	8-9
49	M. Jordan	at PHI (PO)	05/11/90	19-34	7-9
49	M. Jordan	at GSW	11/24/92	18-30	12-14
49**	M. Jordan	at LAC	11/21/97	18-38	13-19
48	M. Jordan	vs. BOS	11/14/86	17-33	13-14
48	M. Jordan	at ATL	01/10/89	17-29	14-16
48	M. Jordan	at MIL (PO)	05/01/90	20-35	7-9
48	M. Jordan	at CHA (PO)	04/28/95	18-32	11-11
48	M. Jordan	at PHI	01/13/96	18-28	7-7
48*	B. Gordon	at MIL	03/04/07	18-32	6-7
47	B. Love	vs. MIL at Madison	03/15/70	20-27	7-8
47	M. Jordan	vs. DET	01/03/87	16-35	15-17
47	M. Jordan	vs. PHI	01/17/87	17-34	13-14
47	M. Jordan	at UTA	12/02/87	17-27	13-16

PTS.	PLAYER	OPP.	DATE	FG-FGA	FT-FTA
47	M. Jordan	at NYK	04/19/88	18-27	11-13
47	M. Jordan	at IND	04/13/89	17-30	13-14
47	M. Jordan	vs. NYK (PO)	05/14/89	12-18	23-28
47	M. Jordan	vs. MIA	04/01/90	20-29	6-9
47	M. Jordan	vs. DET (PO)	05/26/90	17-32	11-13
47	M. Jordan	at WAS	03/20/93	16-27	13-15
47	M. Jordan	vs. MIL	04/16/93	15-25	17-21
47	S. Phippen	vs. DEN	02/18/97	19-27	7-7
47	M. Jordan	vs. ATL	12/27/97	18-26	11-13
46**	R. Theus	at BOS	12/22/82	16-33	12-13
46	M. Jordan	at POR	03/22/87	14-26	18-20
46	M. Jordan	at CLE	02/21/88	16-31	14-15
46	M. Jordan	vs. BOS	04/24/88	16-25	14-15
46	M. Jordan	vs. DET (PO)	05/27/89	16-26	14-15
46	M. Jordan	vs. MIL	04/15/91	17-27	12-14
46	M. Jordan	at PHI (PO)	05/10/91	20-34	6-9
46	M. Jordan	at MIL	11/02/91	19-29	7-7
46	M. Jordan	vs. CLE	02/17/92	21-32	4-5
46	M. Jordan	vs. MIA (PO)	04/24/92	21-34	4-4
46	M. Jordan	at POR (PO)	06/12/92	14-23	16-19
46	M. Jordan	at WAS	01/15/96	16-31	11-11
46	M. Jordan	at NYK (PO)	05/11/96	17-35	10-13
46	P. Gasol	vs. MIL	01/10/15	17-30	12-13
45	M. Jordan	vs. SAS	11/13/84	18-27	8-11
45	M. Jordan	vs. CLE	12/27/84	20-33	5-5
45	M. Jordan	vs. ATL	01/26/85	17-24	11-11
45	G. Gervin	at DAL	01/27/86	15-29	15-16
45	M. Jordan	at UTA	12/03/86	17-33	11-13
45	M. Jordan	vs. SEA	02/13/87	14-28	17-19
45	M. Jordan	vs. UTA	01/09/88	17-23	11-14
45	M. Jordan	at MIN	11/08/89	15-24	14-14
45	M. Jordan	at CHA	01/12/90	19-28	7-9
45	M. Jordan	vs. IND	03/10/90	17-27	10-10
45	M. Jordan	at BOS	04/20/90	21-29	3-3
45	M. Jordan	vs. PHI (PO)	05/09/90	18-36	8-8
45	M. Jordan	at PHI (PO)	05/13/90	16-31	12-13
45	M. Jordan	at MIL	12/09/95	16-28	13-16
45	M. Jordan	at ORL (PO)	05/27/96	16-23	10-14
45	M. Jordan	vs. CLE	12/28/96	13-25	19-20
45	M. Jordan	at SEA	02/02/97	19-28	5-6
45	M. Jordan	vs. HOU	01/18/98	16-29	11-12
45	M. Jordan	at UTA (PO)	06/14/98	15-35	12-15
44*	C. Walker	vs. CIN at Omaha	03/16/70	16-31	12-12
44*	C. Walker	vs. DET	02/19/71	14-20	16-16
44	B. Love	vs. SF at SD	03/05/71	17-32	10-14
44	B. Love	at CLE	02/04/73	15-28	14-17
44	Q. Dailey	at NYK	04/02/84	17-26	9-9
44	O. Woolridge	vs. PHX	01/25/86	18-27	7-10
44	M. Jordan	vs. IND	12/27/86	20-29	4-4
44	M. Jordan	at HOU	03/16/87	15-28	14-14
44	M. Jordan	vs. HOU	12/12/87	16-28	12-12
44	M. Jordan	vs. MIL	04/17/88	17-29	10-14
44	M. Jordan	at CLE (PO)	05/05/88	18-25	8-9
44	M. Jordan	vs. CLE (PO)	05/03/89	18-34	7-9
44	M. Jordan	at CLE (PO)	05/07/89	17-32	9-13
44	M. Jordan	vs. GSW	01/18/90	17-30	3-3
44	M. Jordan	at SAS	02/03/90	17-32	8-8
44	M. Jordan	vs. ORL	04/02/91	17-26	10-12
44	M. Jordan	at BOS	11/06/91	16-26	9-9
44	M. Jordan	at MIL	01/03/92	19-29	6-8
44	M. Jordan	vs. CLE	03/28/92	21-32	2-2
44	M. Jordan	vs. PHX	03/30/93	19-31	6-7
44	M. Jordan	vs. PHX (PO)	06/13/93	19-43	3-6
44	M. Jordan	at IND	02/18/96	16-29	9-10
44	M. Jordan	vs. NYK (PO)	05/05/96	17-35	9-9



BULLS SELECT SCORING CIRCLE

BULLS SELECT SCORING CIRCLE

PTS.	PLAYER	OPP.	DATE	F8-FGA	FT-FTA
44	M. Jordan	at UTA	11/23/96	17-32	10-12
44	M. Jordan	vs. MIL	01/02/98	15-22	13-15
44	M. Jordan	at NYK	01/09/98	17-33	9-10
44	M. Jordan	vs. NYK	04/18/98	11-24	22-24
44	E. Brand	vs. WAS	04/13/00	16-21	12-15
44**	J. Rose	at HOU	03/16/02	18-34	5-5
44	D. Rose	at ATL (PO)	05/06/11	16-27	8-9
43	J. Sloan	at MIL	03/05/69	19-36	5-6
43	M. Jordan	at PHX	12/05/86	15-37	13-17
43	M. Jordan	at SAS	12/06/86	18-33	7-7
43	M. Jordan	vs. CLE	12/23/86	18-33	7-7
43	M. Jordan	vs. HOU	01/15/87	17-43	8-9
43	M. Jordan	vs. SAC	02/16/87	13-30	17-18
43	M. Jordan	vs. CLE	02/22/87	16-29	11-15
43	M. Jordan	vs. CLE	12/27/88	18-30	6-6
43	M. Jordan	vs. ORL	01/05/90	19-31	3-3
43	M. Jordan	vs. MIL	02/27/80	13-25	17-19
43	M. Jordan	vs. UTA	03/08/90	12-29	19-22
43	M. Jordan	vs. SAC	03/24/90	16-28	9-10
43	M. Jordan	at DAL	04/07/90	15-26	10-13
43	S. Phippen	vs. CHA	02/23/91	16-17	11-15
43	M. Jordan	at PHI	03/24/93	20-29	1-2
43	M. Jordan	vs. CLE (PO)	05/11/93	16-30	11-11
43	M. Jordan	vs. CHA	02/11/97	16-24	10-14
43**	B. Gordon	at MIA	03/09/09	14-23	7-8
43****	J. BUTLER	VS. DET	12/16/15	14-29	14-16
42	D. Kojis	at LAL	02/12/67	17-27	8-12
42	B. Boozer	at LAL	10/27/67	16-29	10-12
42	B. Love	at BAL	12/25/70	16-28	10-11
42*	N. Van Lier	at SEA	01/12/75	18-32	6-8
42	A. Gilmore	vs. KC	03/18/77	11-14	20-25
42	R. Theus	vs. UTA	11/19/82	17-24	8-11
42	M. Jordan	at NYK	01/05/85	16-25	10-11
42	M. Jordan	at BOS (PO)	04/26/87	14-29	12-14
42	M. Jordan	vs. BOS	01/12/88	19-35	4-5
42	M. Jordan	vs. PHX	01/22/88	17-25	8-8
42	M. Jordan	at NJN	11/12/88	17-31	8-12
42	M. Jordan	vs. LAL	12/20/88	11-23	18-22
42	M. Jordan	vs. BOS	01/15/89	13-23	16-17
42	M. Jordan	vs. NYK	01/12/90	10-17	18-20
42	M. Jordan	vs. DET (PO)	05/28/90	13-26	16-19
42	M. Jordan	vs. GSW	12/27/90	17-25	7-7
42	M. Jordan	at NJN	03/28/91	16-26	10-11
42	M. Jordan	vs. NYK (PO)	05/17/92	15-29	12-13
42	M. Jordan	at SAS	01/24/93	16-35	10-11
42	M. Jordan	at PHX (PO)	06/11/93	18-36	4-5
42	M. Jordan	vs. CHA	11/03/95	16-29	7-9
42	M. Jordan	at NYK	03/08/98	17-33	7-9
42	J. Crawford	vs. WAS	12/27/03	16-27	5-5
42	B. Gordon	at BOS (PO)	04/20/09	14-24	8-9
42	D. Rose	vs. SAS	02/17/11	18-28	6-6
42*	D. Rose	at IND	03/18/11	11-27	18-21
42	J. BUTLER	AT TOR	01/03/16	15-23	10-11
41	F. Robinson	vs. LAL (PO)	03/27/68	18-33	5-8
41	B. Love	vs. MIL	12/28/71	14-25	13-13
41	B. Love	at BOS	12/28/72	17-32	7-10
41**	A. Gilmore	at NYK	03/24/79	15-26	11-18
41	R. Theus	at DET	11/03/82	14-26	12-13
41	M. Jordan	vs. BOS	02/05/85	14-25	13-14
41	M. Jordan	at CLE	11/02/86	16-31	9-12
41	M. Jordan	at LAL	11/28/86	19-43	3-4
41	M. Jordan	at ATL	12/10/86	15-25	11-12
41	M. Jordan	at MIL	12/12/86	16-24	9-11

PTS.	PLAYER	OPP.	DATE	F8-FGA	FT-FTA
41	M. Jordan	vs. NJN	12/16/86	13-29	15-18
41	M. Jordan	at IND	12/18/86	15-27	11-12
41*	M. Jordan	vs. LAC	01/03/89	15-30	11-15
41	M. Jordan	vs. DAL	12/12/89	18-29	3-4
41	M. Jordan	vs. CLE	03/23/90	18-32	5-6
41	M. Jordan	at BOS	01/09/90	17-25	7-8
41	M. Jordan	vs. NJN	01/08/91	18-28	4-5
41	M. Jordan	vs. PHI	04/07/91	16-27	9-14
41	M. Jordan	at CHA	04/19/91	15-22	11-13
41	S. Phippen	at MIL	02/28/92	17-24	7-7
41	M. Jordan	vs. PHX (PO)	06/18/93	16-29	7-10
41	M. Jordan	vs. DAL	12/29/97	16-29	9-11
41	M. Jordan	at MIN	04/03/98	16-25	7-8
41	M. Jordan	vs. IND (PO)	05/19/98	13-22	15-18
41	B. Gordon	vs. PHX	01/02/07	13-25	13-14
40	B. Boozer	at NYK	12/25/86	15-23	10-10
40	B. Love	at NYK	02/06/71	16-32	8-8
40	B. Love	vs. BOS	11/20/71	18-32	4-5
40	B. Love	vs. CLE	12/07/71	16-28	8-11
40	B. Love	at PHI	01/05/72	19-38	2-6
40	B. Love	vs. NO	01/06/76	13-23	14-17
40	R. Theus	vs. CLE	11/04/82	16-22	8-9
40	R. Theus	vs. DET	11/20/82	18-26	4-8
40	M. Jordan	at PHI	04/05/85	13-21	14-15
40	M. Jordan	vs. NYK	11/21/86	14-26	12-15
40	M. Jordan	at GSW	11/29/86	11-30	18-19
40	M. Jordan	at SEA	12/02/86	13-30	14-15
40	M. Jordan	vs. DEN	12/09/86	16-30	8-9
40	M. Jordan	at LAC	03/19/87	14-23	11-11
40	M. Jordan	at SAC	03/21/87	13-25	14-15
40	M. Jordan	at NJN	03/26/87	14-30	12-14
40	M. Jordan	at SAS	12/05/87	15-22	10-12
40	M. Jordan	vs. NYK	04/08/88	13-24	14-18
40	M. Jordan	vs. SAC	02/02/89	15-21	10-12
40*	M. Jordan	vs. DET	04/07/89	11-18	18-21
40	M. Jordan	at ATL	04/09/89	13-29	14-14
40	M. Jordan	vs. NYK (PO)	05/13/89	14-25	11-13
40	M. Jordan	vs. NYK (PO)	05/19/89	14-22	11-12
40	M. Jordan	vs. DET	11/07/89	13-24	14-17
40	M. Jordan	at UTA	11/16/89	12-26	16-19
40	M. Jordan	at PHI	01/09/91	16-27	8-11
40	M. Jordan	vs. WAS	02/19/91	15-27	10-10
40	M. Jordan	at DET	04/12/91	13-24	13-15
40	M. Jordan	vs. GSW	11/05/91	17-22	5-8
40**	M. Jordan	at POR	11/29/91	16-39	8-10
40	M. Jordan	at MIA	01/08/92	17-27	6-9
40	M. Jordan	at NJN	03/17/92	16-32	8-12
40	M. Jordan	at PHX	11/22/92	16-27	8-8
40	M. Jordan	vs. IND	02/10/93	16-27	7-9
40	M. Jordan	vs. NJN	04/02/93	16-24	8-9
40	S. Phippen	vs. LAL	03/11/95	16-26	4-5
40	M. Jordan	at GSW	02/07/96	15-31	10-13
40	S. Phippen	at IND	02/18/96	14-26	8-10
40	M. Jordan	vs. MIA	04/04/96	13-24	13-16
40	M. Jordan	vs. CHA	04/08/96	13-27	13-19
40	M. Jordan	at LAC	11/25/96	14-26	11-12
40	M. Jordan	at MIL	12/03/96	13-27	14-17
40	M. Jordan	vs. SEA	01/13/98	12-27	16-18
40	M. Jordan	at UTA	02/04/98	17-37	5-6
40	M. Jordan	at HOU	04/05/98	18-31	4-4
40	B. Gordon	vs. MIA	12/27/06	11-17	17-19
40	L. Deng	vs. POR	11/01/10	14-19	9-11

* OT Game ** 2 OT Game **** 4 OT Game

FRONT OFFICE
BASKETBALL OPS.
PLAYERS
THE NBA
OPPONENTS
2015-16 SEASON
RECORDS
PLAYOFFS
HISTORY
COMMUNITY
MEDIA



ALL-TIME SINGLE-GAME REBOUNDING BESTS

RBS.	PLAYER	DATE	OPPONENT	RBS.	PLAYER	DATE	OPPONENT
37	T. Boerwinkle	01/08/70	vs. PHX	22	D. Rodman	01/03/97	vs. ORL
35	C. Oakley	04/22/88	vs. CLE	22	D. Rodman	11/03/97	vs. SAS
33*	T. Boerwinkle	03/09/71	vs. MIL	22	D. Rodman	01/27/98	at VAN
29	M. Landsberger	01/28/79	at DEN	22	D. Rodman	01/30/98	vs. GSW
29	D. Rodman	12/27/97	vs. ATL	22	D. Rodman	03/12/98	at DAL
28	T. Boerwinkle	11/13/71	vs. HOU	22	T. Chandler	02/15/03	vs. DEN
28	A. Gilmore	12/22/78	vs. SAS	22	T. Chandler	10/31/03	vs. ATL
27	J. Washington	03/15/69	vs. SEA	22	T. Chandler	04/06/05	at ORL
27	D. Rodman	12/29/97	vs. DAL	22	A. Gray	04/16/08	vs. TOR
27	B. Wallace	12/15/07	vs. MIL	22	C. Boozer	04/12/11	at NYK
26	A. Gilmore	11/11/77	at NJN	21	T. Boerwinkle	02/03/69	at BAL
26	A. Gilmore	12/13/77	vs. DEN	21	J. Washington	02/07/69	vs. NYK
26*	C. Oakley	03/15/86	vs. MIL	21	T. Boerwinkle	11/28/69	vs. SO
26	D. Rodman	01/10/97	at MIL	21*	J. Sloan	11/30/69	at LAL
25	T. Boerwinkle	04/11/76	at MIL	21*	T. Boerwinkle	01/10/70	vs. LAL
25	A. Gilmore	02/11/78	vs. KC	21	T. Boerwinkle	02/01/70	vs. CIN
25*	A. Gilmore	12/12/81	vs. PHI	21	T. Boerwinkle	02/02/71	vs. SEA
25	D. Rodman	12/23/97	vs. LAC	21	T. Boerwinkle	02/14/71	vs. CLE
24	J. Washington	01/17/67	vs. BOS	21	T. Boerwinkle	02/16/71	vs. ATL
24	T. Boerwinkle	01/11/69	vs. SEA	21	C. Ray	12/03/71	vs. NYK
24	T. Boerwinkle	11/15/69	vs. SF	21	J. Sloan	01/22/72	vs. HOU
24	T. Boerwinkle	11/26/69	at DET	21	C. Ray	01/12/73	vs. LAL
24	T. Boerwinkle	12/15/70	vs. BAL	21	M. Johnson	11/28/75	vs. MIL
24	T. Boerwinkle	04/16/75	vs. KC (PO)	21*	T. Boerwinkle	04/03/76	vs. DET
24	C. Oakley	11/18/87	at WAS	21	A. Gilmore	12/17/76	vs. SAS
24	D. Rodman	02/27/96	vs. MIN	21	A. Gilmore	03/25/77	vs. NYK
24	D. Rodman	12/20/97	at NJN	21	A. Gilmore	03/27/77	vs. CLE
23	J. Washington	01/05/68	vs. NYK at PHI	21	A. Gilmore	01/17/78	vs. IND
23	T. Boerwinkle	01/06/70	vs. LAL at KC	21	A. Gilmore	03/31/78	vs. DET
23	T. Boerwinkle	03/20/70	vs. BAL	21	D. Greenwood	02/26/82	at ATL
23	T. Boerwinkle	03/13/71	vs. PHX	21	D. Greenwood	03/06/83	vs. IND
23	T. Boerwinkle	03/18/71	vs. SF	21	C. Oakley	11/28/86	at LAL
23	A. Gilmore	02/08/77	vs. SAS	21	C. Oakley	03/31/87	vs. WAS
23	A. Gilmore	12/16/77	vs. PHI	21*	C. Oakley	04/10/87	at PHI
23	M. Landsberger	11/10/78	at DET	21	C. Oakley	11/07/87	vs. PHI
23	H. Grant	11/19/93	at LAL	21	C. Oakley	04/15/88	at NJN
23	D. Rodman	02/02/96	at LAL	21	C. Oakley	04/24/88	vs. BOS
23	D. Rodman	02/18/96	at IND	21	D. Rodman	12/08/95	vs. SAS
23	D. Rodman	12/14/96	vs. CHA	21	D. Rodman	12/09/95	at MIL
23	J. Noah	02/07/12	at DET	21	D. Rodman	12/30/95	vs. ATL
22	T. Boerwinkle	11/25/69	vs. DET at KC	21	D. Rodman	01/16/96	vs. PHI
22	T. Boerwinkle	01/16/70	vs. SEA at KC	21	D. Rodman	02/01/96	at SAC
22	T. Boerwinkle	10/17/70	at NYK	21	D. Rodman	05/19/96	vs. ORL (PO)
22	T. Boerwinkle	12/11/70	vs. ATL	21	D. Rodman	12/30/96	vs. IND
22	T. Boerwinkle	12/20/70	at CLE	21	D. Rodman	03/25/97	vs. DAL
22	T. Boerwinkle	12/10/71	vs. BAL	21	D. Rodman	12/15/97	vs. PHX
22	C. Ray	12/15/73	vs. HOU	21	D. Rodman	01/02/98	vs. MIL
22	C. Ray	02/24/74	at LAL	21	D. Rodman	05/13/98	vs. CHA (PO)
22	A. Gilmore	12/08/77	vs. NJN	21	E. Brand	02/20/01	vs. MIL
22*	A. Gilmore	01/31/78	vs. ATL	21	T. Chandler	12/04/04	at WAS
22*	M. Landsberger	01/30/79	vs. SAS	21	T. Chandler	04/09/05	vs. TOR
22	D. Corzine	01/21/82	vs. BOS	21	T. Chandler	03/24/06	vs. NO/OKC
22	D. Corzine	12/27/82	at WAS	21	J. Noah	11/10/09	vs. DEN
22	D. Corzine	01/21/83	vs. BOS	21	J. Noah	12/22/09	at NYK
22	D. Greenwood	01/07/84	vs. WAS	21	J. Noah	12/31/09	at DET
22	D. Rodman	11/06/96	at MIA	21	J. Noah	02/28/13	vs. PHI
22	D. Rodman	11/11/96	vs. PHX	21	J. Noah	01/20/14	vs. LAL
22	D. Rodman	12/25/96	vs. DET				

* OT Game



MOST INDIVIDUAL POINTS AGAINST BULLS

MOST INDIVIDUAL POINTS AGAINST BULLS

POINTS	PLAYER	DATE	BULLS OPP.	FG-FGA	FT-FTA
68	Wilt Chamberlain	12/16/67	vs. PHI	30-40	8-22
57	Lou Hudson	11/10/69	vs. ATL (at Auburn, Ala.)	26-34	7-8
57	Adrian Dantley	12/04/82	at UTA	20-27	17-22
57	Dominique Wilkins	12/10/86	at ATL	19-28	19-21
57	Jerry Stackhouse	04/03/01	vs. DET	21-36	11-13
56	Kelly Tripucka	01/29/83	at DET	18-26	20-22
54	Dave Bing	02/21/71	at DET	22-38	10-10
52	Tracy McGrady	02/21/03	at ORL	15-32	16-20
52	Rick Barry	02/16/67	vs. SF (at Fresno)	18-40	16-19
52	Michael Redd	03/04/07	at MIL	18-32	8-9
50*	Jamal Mashburn	11/13/94	vs. DAL	19-31	9-13
48*	Rick Barry (OT)	02/05/67	vs. SF	17-50	14-16
48**	DWAYNE WADE	03/09/09	AT MIA	15-21	13-18
47	Adrian Dantley	02/05/80	at UTA	15-23	17-17
45	Elgin Baylor	10/19/66	vs. LAL	17-27	11-12
45	Moses Malone	11/13/79	vs. PHI	17-25	11-13
45*	Adrian Dantley	11/21/87	vs. DET	13-17	19-22
44	Wally Szczerbiak	04/13/03	at MIN	19-26	0-0
44	Kareem Abdul Jabbar	02/20/72	at MIL	16-30	12-15
44	Kareem Abdul Jabbar (PO)	04/18/74	vs. MIL	20-29	4-4
44	Rick Barry	10/25/77	vs. GSW	17-30	10-11
44	George Gervin	11/26/82	at SAS	17-31	10-12
44	Larry Bird	04/21/88	at BOS	19-29	6-6
44	Reggie Miller	01/10/90	at IND	13-22	14-15
44	Bernard King	11/03/90	at WAS	14-30	16-21
44	Allen Iverson	04/07/97	vs. PHI	16-32	6-8
44*	Dirk Nowitzki	02/07/09	at DAL	16-34	11-11
43	Rick Barry	10/20/66	vs. SF (at San Jose)	13-29	17-18
43	Oscar Robertson	01/07/67	at CIN	13-21	17-18
43	Oscar Robertson	03/13/67	vs. CIN	14-18	15-15
43	Gail Goodrich	02/21/69	at PHX	18-37	7-7
43	Jeff Mullins	01/24/72	vs. GSW	18-22	7-9
43	Rick Barry	03/02/74	at GSW	18-25	7-7
43	Toby Knight	12/15/78	vs. NYK	19-30	5-6
43*	Dominique Wilkins	12/21/91	vs. ATL	16-26	10-12
43	Danny Manning	01/27/93	vs. LAC	21-31	1-3
43	Allen Iverson	01/17/01	at PHI	15-25	11-12
43	Kobe Bryant	11/20/05	at LAL	17-34	8-12
43	Paul Pierce	12/02/05	at BOS	12-21	14-18
43	Vince Carter	04/11/06	vs. NJN	12-27	13-17
43	J.R. Smith	02/22/08	vs. DEN	15-25	5-8
43*	Carmelo Anthony	04/08/12	at NYK	16-31	7-9
42	Allen Iverson	04/15/03	vs. PHI	11-28	17-18
42	Elgin Baylor	02/27/70	at LAL	19-29	4-5
42*	Tom Van Arsdale	03/16/70	vs. CIN (at Omaha)	19-32	4-6
42	Nate Archibald	12/01/71	at CIN	16-22	10-13
42	Charlie Scott	01/24/72	at PHX	15-27	12-15
42	Nate Archibald	02/10/73	at KC	16-33	10-11
42	Nate Archibald	10/10/73	at KC	16-23	10-11
42	Bernard King	01/14/84	vs. NYK	18-26	6-9
42	Moses Malone	02/25/86	vs. PHI	13-25	16-16
42	Dominique Wilkins	03/07/86	vs. ATL	14-32	14-15
42	Clyde Drexler	02/26/88	vs. POR	18-33	5-6
42	Patrick Ewing	04/08/88	vs. NYK	16-20	10-13
42	Charles Barkley	11/16/88	at PHI	18-25	6-8
42	Dominique Wilkins	12/08/92	at ATL	9-22	23-23
42	Glenn Robinson	01/02/98	vs. MIL	17-29	5-6
42	Gilbert Arenas	12/10/05	at WAS	11-22	16-20
42	Devin Harris	02/25/09	at NJN	14-23	11-11
42	Kobe Bryant	12/15/09	vs. LAL	15-26	11-15
42	LaMarcus Aldridge	02/07/11	at POR	15-23	12-14
41	Nate Thurmond	11/19/68	vs. SF	17-27	7-7
41	Earl Monroe	03/21/69	vs. BAL	20-33	1-3

FRONT OFFICE

BASKETBALL OPS.

PLAYERS

THE NBA

OPPONENTS

2015-16 SEASON

RECORDS

PLAYOFFS

HISTORY

COMMUNITY

MEDIA

MOST INDIVIDUAL POINTS AGAINST BULLS ★ ★ ★ ★



MOST INDIVIDUAL POINTS AGAINST BULLS

41	Oscar Robertson	11/21/69	at CIN	15-20	11-14
41	Kareem Abdul Jabbar	12/04/71	at MIL	15-24	11-16
41	Bob McAdoo	10/26/74	at BUF	17-26	7-7
41	John Williamson	01/17/78	vs. BUF	18-28	5-5
41	Moses Malone	01/14/81	at HOU	17-27	7-9
41****	Jim Paxson	03/16/84	at POR	16-33	8-10
41	Bernard King	03/01/85	vs. NYK	17-31	7-8
41	Kelly Tripucka	02/24/86	vs. DET	17-26	4-5
41	Larry Bird	03/27/87	vs. BOS	17-29	6-6
41	Dominique Wilkins	01/19/88	at ATL	17-34	7-10
41	Shaquille O'Neal	11/19/99	at LAL	11-13	19-31
41	LeBron James	11/05/08	at CLE	13-23	15-16
41	LeBron James	11/08/08	vs. CLE	13-29	11-13
41	Joe Johnson	12/27/08	at ATL	16-31	5-6
40	Rick Barry	11/29/66	at SF	14-30	12-15
40	Oscar Robertson	01/03/67	vs. CIN	15-27	10-10
40	Dave Bing	12/06/67	at DET	17-31	6-8
40	Oscar Robertson	02/02/68	vs. CIN	12-23	16-17
40	Elvin Hayes	11/12/68	vs. SD	15-29	10-16
40	Don Kojis	12/03/69	at SD	17-19	6-6
40	Walt Hazzard	01/18/70	at ATL	18-25	4-5
40	Rick Barry	01/11/75	at GSW	19-43	2-2
40	Rick Barry	01/31/75	vs. GSW	17-30	6-7
40	Bob McAdoo	02/16/75	vs. BUF	16-36	8-8
40	Pete Maravich	03/13/76	vs. NO	14-27	12-12
40	Truck Robinson	12/09/80	vs. PHX	18-25	4-5
40	Darrell Griffith	03/09/85	vs. UT	15-29	9-11
40	Jeff Malone	01/19/86	at WAS	15-21	10-12
40	Charles Barkley	01/30/87	at PHI	12-17	16-22
40	Reggie Miller	03/02/91	at IND	14-20	11-13
40	Ron Seikaly	02/13/90	at MIA	15-23	10-15
40	Karl Malone	02/01/93	at UTA	14-18	12-15
40**	Dee Brown	04/22/94	vs. BOS	12-22	14-15
40	Sam Cassell	03/03/01	at MIL	18-24	2-2
40	Joe Johnson	01/28/06	vs. ATL	16-25	4-4
40	Baron Davis	01/18/08	vs. GSW	13-23	6-8
40	Rodney Stuckey	12/23/08	at DET	15-24	9-11
40*	Joe Johnson	12/19/09	vs. ATL	16-32	3-4
40	Dwight Howard	01/28/11	vs. ORL	14-20	12-16

* OT Game ** 2 OT Game **** 4 OT Game

FRONT OFFICE

BASKETBALL OPS.

PLAYERS

THE NBA

OPPONENTS

2015-16 SEASON

RECORDS

PLAYOFFS

HISTORY

COMMUNITY

MEDIA



ALL-TIME TRIPLE-DOUBLES

PLAYER	OPPONENT	DATE	PTS-REB-AST
G. Rodgers	vs. SF	10/18/66	22-10-21
G. Rodgers	vs. BOS	01/17/67	13-10-10
J. Sloan	at PHI	11/25/67	22-16-13
J. Sloan	at PHX	12/05/69	21-13-11
T. Boerwinkle	vs. LA	01/10/70	14-21-10
C. Haskins	vs. DET	03/14/70	24-10-15
T. Boerwinkle	at POR	01/21/71	10-16-10
T. Boerwinkle	vs. SEA	02/02/71	13-21-10
N. Van Lier	vs. NYK	02/17/72	21-11-14
C. Ray	at POR	12/22/72	10-12-10
N. Van Lier	vs. GSW	02/11/73	12-11-15
N. Van Lier	vs. BOS	12/08/73	26-13-11
N. Thurmond*	vs. ATL	10/18/74	22-14-13
N. Thurmond	at BUF	10/26/74	11-11-10
T. Boerwinkle	at BUF	04/01/75	12-11-11
T. Boerwinkle	vs. LAL	01/13/76	21-18-11
M. Johnson	vs. HOU	12/02/78	14-10-10
M. Johnson	vs. CLE	12/16/78	19-12-10
M. Johnson	vs. POR	02/20/79	13-12-12
M. Johnson	at NYK	03/24/79	33-13-10
W. Holland	at DET	04/08/79	18-11-11
R. Theus	vs. PHI	11/17/79	28-17-10
M. Jordan	vs. DEN	01/14/85	35-14-15
M. Jordan	vs. NYK	03/01/85	21-10-10
M. Jordan	vs. MIL	03/17/85	32-11-16
G. Banks	vs. HOU	02/01/86	18-10-10
C. Oakley	vs. PHI	02/10/87	20-12-11
C. Oakley	vs. NYK	03/29/87	15-14-10
M. Jordan	vs. NJN	01/02/88	25-10-10
M. Jordan	vs. DET	01/16/88	36-10-10
M. Jordan	vs. LAC	01/03/89	41-10-11
S. Pippen	vs. LAC	01/03/89	15-10-12
M. Jordan	vs. DEN	01/13/89	38-12-11
M. Jordan	vs. DET	01/31/89	21-12-10
M. Jordan	vs. IND	03/13/89	21-14-14
M. Jordan	at SEA	03/25/89	21-12-12
M. Jordan	vs. GSW	03/28/89	33-12-11
M. Jordan	at MIL	03/29/89	32-10-10
M. Jordan	vs. CLE	03/31/89	37-10-10
M. Jordan	vs. NJN	04/02/89	28-14-12
M. Jordan	vs. CHA	04/04/89	33-10-12
M. Jordan	at DET	04/06/89	31-13-10
M. Jordan	at ATL	04/09/89	40-10-12
M. Jordan	at IND	04/13/89	47-11-13
M. Jordan	at NJN	04/14/89	29-10-12
M. Jordan	vs. WAS	04/21/89	34-14-11
M. Jordan	at NYK (PO)	05/09/89	34-10-12
M. Jordan	vs. POR	02/23/90	35-10-10
S. Pippen	vs. MIL (PO)	04/27/90	17-10-13
S. Pippen	at LAC	11/23/90	13-13-12
S. Pippen	vs. IND	12/22/90	18-10-11

PLAYER	OPPONENT	DATE	PTS-REB-AST
S. Pippen	at NYK	04/04/91	20-10-12
S. Pippen	vs. CLE	12/04/91	28-15-10
M. Jordan	vs. CHA	12/06/91	19-11-10
M. Jordan	at ATL	02/21/92	33-10-14
S. Pippen	vs. CHA	04/01/92	18-10-12
S. Pippen	vs. NYK (PO)	05/17/92	17-11-11
S. Pippen	at CLE	11/06/92	22-10-10
S. Pippen	vs. DET	11/11/92	16-12-10
M. Jordan	vs. CLE	12/09/92	28-11-10
M. Jordan	vs. PHI	12/19/92	23-10-10
M. Jordan	at CHA	12/29/92	28-12-11
S. Pippen	at ORL	01/12/93	13-10-10
S. Pippen	at SAS	03/05/93	38-13-10
M. Jordan	at NYK (PO)	06/02/93	29-10-14
S. Pippen	at PHX (PO)	06/11/93	15-12-12
S. Pippen	vs. CHA	12/20/93	22-11-10
S. Pippen	vs. DET	12/23/93	16-10-10
S. Pippen	vs. ORL	01/10/95	26-10-11
T. Kukoc	vs. BOS	03/30/95	14-10-11
S. Pippen	at CLE	11/09/95	18-13-12
S. Pippen	at SAS	11/22/95	15-10-13
D. Rodman	vs. PHI	01/16/96	10-21-10
S. Pippen	at MIA (PO)	05/01/96	22-18-10
M. Jordan+	All Star Game (CLE)	02/09/97	14-11-11
M. Jordan	vs. TOR	04/14/97	30-11-10
J. Williams	vs. NJN	11/09/02	26-14-13
J. Rose	vs. PHX	02/24/03	21-14-11
K. Hinrich	vs. GSW	02/28/04	11-12-10
C. Duhoon	vs. CHA	11/02/05	18-10-12
K. Hinrich	vs. NYK	12/14/07	15-12-14
D. Rose	at MEM	01/17/11	22-12-10
J. Noah	vs. MIL	02/22/12	13-13-10
J. Noah	vs. BOS	12/18/12	11-13-10
J. Noah	vs. PHI	02/28/13	23-21-11**
J. Noah	vs. ATL	02/11/14	19-16-11
J. Noah	vs. NYK	03/02/14	13-12-14
J. Noah	at DET	03/05/14	12-11-11
J. Noah	at MIN	04/09/14	15-13-10
J. BUTLER	VS. DET	04/02/16	28-17-12
J. BUTLER	VS. PHI	04/13/16	10-12-10
P. Gasol	vs. POR	02/27/16	22-16-14
P. Gasol	vs. MIL	03/07/16	12-17-13

** Noah recorded 11 blocks

*Thurmond also had 12 blocks for the only quadruple double in Bulls history.

+ Jordan recorded first ever triple double in an NBA All Star Game.

NOTE: Jordan recorded seven consecutive triple doubles (03/25/89-04/06/89) and 10 in 11 games (03/25/89-04/14/89).



ALL-TIME 20-POINT/20-REBOUND GAMES

PLAYER	OPPONENT	DATE	PTS	OR-DR-TOT
D. Kojis	vs. CIN	01/11/67	20	20
J. Washington	vs. NYK	01/05/68	23	23
T. Boerwinkle	vs. DET	11/25/69	22	22
T. Boerwinkle	vs. SDR	11/29/69	26	21
T. Boerwinkle	vs. PHX	01/08/70	22	37
T. Boerwinkle	vs. SEA	01/16/70	20	20
T. Boerwinkle	vs. BAL	03/20/70	20	23
T. Boerwinkle	vs. MIL	03/09/71	21	33
T. Boerwinkle	at BAL	03/16/71	26	20
J. Sloan	vs. HOU	01/22/72	20	21
G. Ray	vs. LAL	01/12/73	22	21
T. Boerwinkle	vs. MIL	04/11/76	26	25
A. Gilmore	vs. SAS	02/08/77	24	6-17-23
A. Gilmore	vs. NYK	03/25/77	21	6-15-21
A. Gilmore	vs. CLE	03/27/77	23	2-19-21
A. Gilmore	at NJN	11/11/77	27	7-19-26
A. Gilmore	vs. DEN	12/13/77	20	7-19-26
A. Gilmore	vs. PHI	12/16/77	29	8-15-23
A. Gilmore	vs. IND	01/17/78	28	7-14-21
A. Gilmore	vs. ATL (OT)	01/31/78	33	8-14-22
A. Gilmore	vs. KC	02/11/78	34	10-15-25
A. Gilmore	vs. MIL	02/24/78	23	5-15-20
M. Johnson	vs. POR	02/26/78	31	8-12-20
A. Gilmore	vs. DET	03/31/78	23	5-16-21
M. Landsberger	at DET	11/10/78	20	15-8-23
A. Gilmore	vs. PHI	12/05/78	29	9-11-20
A. Gilmore	vs. SASN	12/22/78	24	3-25-28
A. Gilmore	vs. MIL	01/05/79	21	5-15-20
M. Landsberger	at DEN	01/28/79	21	13-16-29
A. Gilmore	vs. DEN	11/08/80	22	9-12-21
A. Gilmore	vs. UTA	12/12/80	28	8-12-20
A. Gilmore	vs. PHI (OT)	12/12/81	28	9-16-25
D. Corzine	vs. BOS	01/21/83	30	10-12-22
D. Greenwood	vs. DET	11/15/83	22	5-15-20
C. Oakley	vs. MIL	03/15/86	35	18-8-26
C. Oakley	vs. CLE	04/22/88	26	16-19-35
C. Oakley	vs. BOS	04/24/88	24	6-15-21
H. Grant	at IND	12/26/92	30	11-9-20
E. Brand	vs. MIL	02/20/01	22	7-14-21
M. Fizer	vs. ORL	04/12/04	30	5-15-20
L. Deng	vs. MIL	11/03/09	24	7-13-20
J. Noah (PO)	vs. CLE	04/25/10	21	7-13-20
J. Noah	at DET	12/07/12	30	10-13-23
J. Noah	vs. PHI	02/28/13	23	8-13-21
P. Gasol	vs. GSW	12/06/14	22	5-15-20



ALL-TIME OVERTIME GAMES

DATE	OPPONENT	BULLS-OPP	W-L
01/20/67	vs. DET	125-124	1-0
02/05/67	vs. SF	141-142	1-1
11/21/67 (2 OT)	at NYK	123-125	1-2
02/06/68	vs. SF	124-126	1-3
02/12/68	vs. CIN (at CLE)	112-104	2-3
02/20/68	vs. DET (at NYK)	124-121	3-3
11/05/68	vs. LAL	109-112	3-4
01/18/69	vs. SD	107-102	4-4
03/06/69	vs. PHX (at Carbondale)	125-117	5-4
10/16/69	vs. SEA	131-126	6-4
10/24/69	at PHX	116-115	7-4
11/06/69	vs. ATL	137-142	7-5
11/30/69	at LAL	116-114	8-5
12/06/69	vs. BOS	116-114	9-5
01/10/70	vs. LAL	116-112	10-5
01/17/70	at MIL	132-130	11-5
03/16/70	vs. CIN (at DMA)	142-140	12-5
02/19/71	vs. DET	115-114	13-5
03/09/71	vs. MIL	110-103	14-5
03/19/71	at ATL	111-112	14-6
12/23/71	at PHX	117-108	15-6
01/09/72	vs. CIN	108-104	16-6
02/17/72	vs. NYK	99-102	16-7
02/27/72	at LAL	118-123	16-8
12/01/72	at KC	106-97	17-8
12/07/72	vs. ATL	89-94	17-9
12/12/72	vs. LAL	105-106	17-10
03/04/73	at PHX	118-117	18-10
03/16/73	vs. MIL	91-99	18-11
11/04/73	vs. BUF (at TOR)	101-95	19-11
11/24/73	vs. DET	114-112	20-11
01/04/74	at SEA	101-103	20-12
01/06/74	vs. PHX	120-116	21-12
10/16/74	vs. ATL	120-115	22-12
11/19/74	at POR	92-98	22-13
11/30/74	at MIL	99-101	22-14
01/12/75 (2 OT)	at SEA	127-123	23-14
03/11/75	vs. BOS	115-121	23-15
04/18/75	at KC (PO)	100-104	23-16
12/21/75	at ATL	97-90	24-16
01/02/76	vs. WAS	99-107	24-17
02/17/76	vs. PHX	114-111	25-17
04/03/76	vs. DET	97-93	26-17
11/24/76	at POR	115-117	26-18
12/03/76	at BOS	109-115	26-19
12/21/76 (2 OT)	vs. SEA	103-101	27-19
03/02/77	at PHX	108-104	28-19
12/28/77	at PHI	125-129	28-20
01/31/78	vs. ATL	106-103	29-20
02/24/78	at MIL	109-112	29-21
10/27/78	vs. PHX	110-115	29-22
01/30/79	vs. SAS	108-112	29-23
03/24/79 (2 OT)	at NYK	148-143	30-23
10/13/79	at GSW	102-96	31-23
11/03/79	vs. MIL	134-136	31-24
11/17/79	vs. PHI	106-103	32-24
12/15/79	vs. WAS	113-115	32-25
01/25/80	vs. KC	113-117	32-26
03/09/80	at PHX	103-113	32-27
03/21/80 (3 OT)	vs. DEN	128-134	32-28
11/08/80 (2 OT)	vs. DEN	126-130	32-29
01/09/81	at BOS	111-117	32-30
02/11/81	at NJN	133-135	32-31
04/03/81	vs. NYK (PO)	115-114	33-31
12/08/81	vs. IND	118-116	34-31
12/12/81	at PHI	114-117	34-32

DATE	OPPONENT	BULLS-OPP	W-L
12/16/81	at NJN	98-97	35-32
01/23/82	at NYK	140-139	36-32
02/09/82	at DET	123-128	36-33
03/07/82 (2 OT)	at KC	122-124	36-34
12/21/82 (2 OT)	vs. ATL	124-116	37-34
01/04/83 (2 OT)	vs. DET	147-138	38-34
01/14/83	at IND	126-123	39-34
01/15/83 (2 OT)	vs. MIL	126-128	39-35
03/11/83 (2 OT)	at SD	123-130	39-36
11/11/83 (2 OT)	at WAS	124-125	39-37
12/09/83	vs. HOU	112-115	39-38
01/06/84	at WAS	89-96	39-39
03/16/84 (4 OT)	at POR	156-155	40-39
03/20/84	vs. CLE	104-108	40-40
04/09/84 (2 OT)	at WAS	134-136	40-41
12/20/84 (2 OT)	vs. ATL (at NO)	132-129	41-41
02/12/85	vs. DET	139-126	42-41
02/26/85	vs. CLE	118-123	42-42
03/17/85	vs. MIL	119-117	43-42
10/25/85	vs. CLE	118-115	44-42
11/16/85	vs. CLE	128-132	44-43
01/17/86	vs. PHI	118-120	44-44
02/22/86 (3 OT)	vs. SEA	129-125	45-44
03/15/86	vs. MIL	116-125	45-45
04/20/86 (2 OT)	at BOS (PO)	131-135	45-46
12/02/86	at SEA	115-109	46-46
02/16/87	vs. SAC	120-124	46-47
03/04/87	at DET	125-120	47-47
03/08/87	vs. DAL	115-105	48-47
03/14/87	at WAS	105-106	48-48
04/10/87	at PHI	96-98	48-49
11/21/87	vs. DET	123-144	48-50
12/15/87	at DET	123-127	49-51
01/14/88	at CLE	88-91	49-52
01/27/88	at PHI	119-109	49-52
01/30/88	vs. NYK	97-95	50-52
02/23/88	vs. SEA	104-97	51-52
03/25/88	at CLE	110-111	51-53
11/18/88	vs. ATL	115-112	52-53
01/03/89	vs. LAC	126-121	53-53
01/31/89	vs. DET	98-104	53-54
04/07/89	vs. DET	112-114	53-55
05/05/89	vs. CLE (PO)	105-108	53-56
05/09/89	at NYK (PO)	120-109	54-56
11/03/89	vs. CLE	124-119	55-56
12/30/89	at WAS	117-112	56-56
02/14/90	at ORL	129-135	56-57
02/25/90	at NJN	107-106	57-57
03/28/90	at CLE	117-113	58-57
03/30/90	vs. NYK	107-106	59-57
03/31/91 (2 OT)	at BOS	132-135	59-58
04/07/91	vs. BOS	111-114	59-59
06/07/91	at LAL (PO)	104-96	60-59
11/22/91	at SEA	112-109	61-59
11/29/91 (2 OT)	at POR	116-114	62-59
02/03/92 (3 OT)	at UTA	123-126	62-60
06/05/92	vs. POR (PO)	104-115	62-61
11/11/92	vs. DET	98-96	63-61
11/20/92	at LAC	118-120	63-62
01/16/93	vs. ORL	124-128	63-63
02/04/93	at LAC	107-105	64-63
03/05/93	vs. SAS	102-107	64-64
04/22/93	vs. DET	109-103	65-64
06/13/93 (3 OT)	vs. PHX (PO)	121-129	65-65
11/05/93	at CHA	124-123	66-65
12/08/93	at PHI	95-88	67-65



ALL-TIME OVERTIME GAMES

DATE	OPPONENT	BULLS-OPP	W-L
04/22/94 (2 OT)	vs. BOS	104-94	68-65
05/03/94	at CLE (PO)	95-92	69-65
11/05/94	vs. WAS	99-100	69-66
11/12/94	vs. DAL	120-124	69-67
12/25/94	vs. NYK	107-104	70-67
01/24/95	vs. SAS	102-104	70-68
02/09/95	at SEA	118-126	70-69
03/19/95	at IND	96-103	70-70
04/28/95	at CHA (PO)	108-100	71-70
11/21/95	at DAL	108-102	72-70
02/15/96	at DET	112-109	73-70
05/11/96	at NYK (PO)	99-102	73-71
12/17/96	vs. LAL	129-123	74-71
03/18/97	vs. SEA	89-87	75-71
11/03/97 (2 OT)	vs. SAS	87-83	76-71
11/21/97 (2 OT)	at LAC	111-102	77-71
01/23/98	at NJN	100-98	78-71
03/12/98	at DAL	97-104	78-72
03/31/98	vs. DET	106-101	79-72
04/24/98	vs. NJN (PO)	96-93	80-72
06/03/98	at UTA (PO)	85-88	80-73
02/28/99	at TOR	90-88	81-73
03/15/99	vs. CLE	85-89	81-74
03/21/99	at BOS	95-92	82-74
01/18/00	at MIA	92-85	83-74
03/02/00	vs. CLE	110-114	83-75
03/17/00 (2 OT)	vs. GSW	92-95	83-76
03/20/00	vs. ORL	86-88	83-77
01/09/01 (3 OT)	at CHA	95-102	83-78
03/03/01 (2 OT)	at MIL	122-126	83-79
03/23/01	vs. CHA	93-90	84-79
03/26/01	vs. DEN	104-109	84-80
01/05/02	vs. UTA	111-113	84-81
01/12/02	vs. LAL	106-104	85-81
03/16/02 (2 OT)	at HOU	114-112	86-81
04/11/02	at NYK	104-101	87-81
11/04/02	at TOR	105-109	87-82
01/10/03	at MIL	85-93	87-83
01/18/03 (2 OT)	at MIA	101-102	87-84
02/03/03	at PHX	111-115	87-85
02/04/03	at DEN	100-102	87-86
02/12/03	at PHI	111-119	87-87
04/01/03	vs. SEA	94-101	87-88
04/05/03	vs. MIL	117-115	88-88
04/09/03	at DET	102-111	88-89
11/13/03	vs. MIN	89-92	88-90
01/31/04	at POR	95-102	88-91
02/28/04	vs. GSW	87-81	89-91
03/03/04	at NO	97-100	89-92
04/02/04	vs. LAC	114-110	90-92
04/11/04	at TOR	114-108	91-92
11/05/04 (2 OT)	vs. NJN	106-111	91-93
02/22/05	vs. MIA	105-101	92-93
03/31/05	vs. CLE	102-90	93-93
04/06/05	at ORL	102-101	94-93
04/11/05	vs. DET	84-85	94-94
11/02/05	vs. CHA	109-105	95-94
11/07/05	vs. SAS	95-104	95-95
12/31/05	vs. PHX	98-107	95-96
01/18/06	vs. NYK	106-104	96-96
01/20/06 (2 OT)	vs. HOU	108-109	96-97
02/06/06	at UTA	107-109	96-98
02/14/06	vs. SAC	101-105	96-99
04/17/06	at ORL	116-112	97-99
12/16/06	at ATL	106-104	98-99
02/09/07	at GSW	121-123	98-100

DATE	OPPONENT	BULLS-OPP	W-L
03/04/07	at MIL	126-121	99-100
03/31/07	vs. CLE	108-112	99-101
10/31/07	at NJN	103-112	99-102
12/31/07	vs. ORL	110-112	99-103
01/03/08 (2 OT)	vs. POR	109-115	99-104
02/20/08	at NJN	102-110	99-105
12/02/08	vs. PHI	95-103	99-106
12/16/08	at CHA	101-110	99-107
12/17/08	vs. LAC	115-109	100-107
01/10/09	vs. OKC	98-109	100-108
01/15/09	vs. CLE	102-93	101-108
01/25/09	at MIN	108-109	101-109
02/07/09	at DAL	114-115	101-110
03/09/09 (2 OT)	at MIA	127-130	101-111
03/23/09	at TOR	129-134	101-112
04/18/09	at BOS (PO)	105-103	102-112
04/26/09 (2 OT)	vs. BOS (PO)	121-118	103-112
04/28/09	at BOS (PO)	104-106	103-113
04/30/09 (3 OT)	vs. BOS (PO)	128-127	104-113
12/11/09	vs. GSW	96-91	105-113
12/19/09	vs. ATL	101-98	106-113
01/15/10 (2 OT)	vs. WAS	121-119	107-113
01/29/10	at NO	108-106	108-113
02/03/10	at PHI	103-106	108-114
02/26/10	vs. POR	115-111	109-114
04/09/10 (2 OT)	at NJN	116-127	109-115
11/05/10	at BOS	105-110	109-116
11/24/10	at Phx	123-115	110-116
12/04/10	vs. HOU	119-116	111-116
12/26/10	at DET	95-92	112-116
03/18/11	at IND	108-115	112-117
03/24/12	TOR	102-101	113-117
04/08/12	at NYK	99-100	113-118
04/12/12	MIA	96-86	114-118
04/15/12	at DET	100-94	115-118
11/4/12	at PHX	112-106	116-118
01/16/13	at TOR	107-105	117-118
01/18/13	at BOS	100-99	118-118
01/19/13	vs. MEM	82-85	118-119
03/18/13	vs. DEN	118-119	118-120
04/11/13	vs. NYK	118-111	119-120
11/25/13	at UTA	83-89	119-121
12/02/13 (3 OT)	at NO	128-131	119-122
01/15/14 (3 OT)	at ORL	128-125	120-122
01/20/14	vs. LAL	102-100	121-122
03/09/14	vs. MIA	95-88	122-122
04/16/14	at CHA	86-91	122-123
10/31/14	vs. CLE	108-114	122-124
12/02/14 (2 OT)	vs. DAL	129-132	122-125
01/03/15	vs. BOS	109-104	123-125
01/27/15	at GSW	113-111	124-125
01/29/15 (2 OT)	at LAL	118-123	124-126
03/11/15	at PHI	104-95	125-126
10/30/15	at DET	94-98	125-127
11/07/15	vs. MIN	92-103	125-128
12/18/15 (4 OT)	vs. DET	144-147	125-129
12/30/15	vs. IND	102-100	126-129
01/14/16	at PHI	115-111	127-129
02/01/16	at UTA	96-105	127-130



YEAR-BY-YEAR TEAM STATISTICS

YEAR	PTS	AVG	OPP. AVG	FG-FGA	PCT	FT-FTA	PCT	OFF-DEF	REB	AST
1966-67	9167	113.2	116.9	3565-8505	.419	2037-2784	.732	-	4546	1827
1967-68	8982	108.5	113.5	3488-8133	.429	2006-2718	.738	-	4457	1527
1968-69	8587	104.7	106.9	3355-8021	.418	1877-2577	.728	-	4550	1597
1969-70	9423	114.9	116.7	3607-8133	.444	2209-2861	.772	-	4383	2133
1970-71	9070	110.6	105.4	3460-7660	.452	2150-2721	.790	-	4325	2142
1971-72	9117	111.2	102.9	3539-7853	.451	2039-2700	.755	-	4371	2087
1972-73	8534	104.1	100.6	3480-7835	.444	1574-2073	.759	-	4000	2023
1973-74	8368	102.0	98.7	3292-7378	.446	1784-2314	.771	1143-2616	3759	1874
1974-75	8045	98.1	95.0	3167-7085	.447	1711-2203	.777	1107-2786	3893	1840
1975-76	7863	95.9	98.8	3106-7499	.414	1651-2197	.751	1375-2726	4101	1704
1976-77	8111	98.9	98.0	3249-7186	.452	1613-2159	.747	1282-2705	3997	1989
1977-78	8523	103.9	104.8	3330-7041	.473	1863-2471	.754	1248-2577	3825	2119
1978-79	8588	104.7	108.7	3478-7108	.489	1632-2184	.747	1224-2544	3768	2169
1979-80	8813	107.5	110.2	3362-6943	.484	2019-2592	.779	1115-2465	3580	2152
1980-81	8937	109.0	107.0	3475-6903	.503	1985-2563	.774	1227-2475	3702	1925
1981-82	8743	106.6	108.6	3369-6728	.501	1951-2545	.767	1125-2525	3650	2043
1982-83	9102	111.0	115.9	3537-7373	.480	1983-2690	.737	1267-2527	3794	2086
1983-84	8501	103.7	109.9	3305-6972	.474	1871-2508	.746	1141-2300	3441	2095
1984-85	8916	108.7	109.6	3453-6909	.500	1981-2526	.784	1074-2366	3440	1992
1985-86	8962	109.3	113.1	3476-7227	.481	1922-2499	.769	1280-2278	3558	2006
1986-87	8596	104.8	103.9	3382-7155	.473	1754-2254	.778	1248-2400	3648	2143
1987-88	8609	105.0	101.6	3434-7015	.490	1685-2221	.759	1170-2459	3629	2149
1988-89	8726	106.4	105.0	3448-6968	.495	1656-2106	.786	1018-2453	3471	2213
1989-90	8977	109.5	106.2	3531-7090	.498	1665-2140	.778	1075-2279	3354	2172
1990-91	9024	110.0	101.0	3632-7125	.510	1605-2111	.760	1148-2342	3490	2212
1991-92	9011	109.9	99.5	3643-7168	.508	1587-2132	.744	1173-2439	3612	2279
1992-93	8625	105.2	98.9	3475-7205	.482	1431-1952	.733	1290-2283	3573	2133
1993-94	8033	98.0	94.9	3245-6815	.476	1310-1859	.705	1143-2391	3534	2102
1994-95	8325	101.5	96.7	3191-6710	.476	1500-2065	.726	1106-2294	3400	1970
1995-96	8625	105.2	92.9	3293-6892	.478	1495-2004	.746	1247-2411	3658	2003
1996-97	8458	103.1	92.3	3277-6823	.473	1381-1848	.747	1335-2461	3696	2142
1997-98	7931	96.7	89.6	3064-6801	.451	1492-2009	.743	1243-2438	3681	1952
1998-99	4095	81.9	91.4	1539-3837	.401	840-1185	.709	573-1394	1967	1017
1999-00	6952	84.8	94.2	2565-6180	.415	1482-2089	.709	1032-2323	3355	1645
2000-01	7181	87.6	96.7	2721-6411	.424	1410-1909	.739	926-2260	3186	1810
2001-02	7335	89.5	98.0	2811-6491	.433	1413-1958	.722	924-2359	3283	1817
2002-03	7786	95.0	100.1	2991-6714	.445	1455-2014	.722	985-2541	3526	1782
2003-04	7355	89.7	96.0	2798-6753	.414	1330-1834	.725	1048-2519	3567	1793
2004-05	7745	94.5	93.4	2849-6592	.432	1536-2048	.750	1001-2591	3592	1743
2005-06	8020	97.8	97.2	3004-6737	.446	1452-1967	.738	906-2802	3508	1804
2006-07	8100	98.8	93.8	3046-6663	.457	1528-2083	.734	984-2597	3581	1832
2007-08	7981	97.3	100.4	2987-6861	.435	1533-2029	.756	1050-2478	3528	1811
2008-09	8378	102.2	102.5	3126-6846	.457	1633-2052	.796	970-2481	3451	1732
2009-10	7993	97.5	99.1	3081-6825	.451	1479-1962	.754	937-2716	3653	1704
2010-11	8087	98.6	91.3	3042-6587	.462	1492-2008	.743	967-2654	3621	1827
2011-12	6359	96.3	88.2	2467-5462	.452	1006-1394	.722	915-2185	3080	1527
2012-13	7641	93.2	92.9	2926-6698	.437	1343-1738	.773	1026-2514	3540	1886
2013-14	7680	93.7	91.8	2843-6577	.432	1486-1908	.779	937-2683	3620	1860
2014-15	8265	100.8	97.8	3001-6797	.442	1618-2067	.783	959-2792	3751	1781
2015-16	8335	101.6	103.1	3165-7170	.441	1354-1720	.787	907-2889	3796	1870



YEAR-BY-YEAR TEAM STATISTICS

YEAR	PF-DQ	STL	BLK	TO	WIN PCT	HOM RECD	ROAD RECD	GAMES OVER .500	100-PT GAMES	OPP 100-PT GAMES	NEUTRAL RECD	SEASON RECD
1966-67	2205-21	-	-	-	.407	17-19	9-17	-	70	8	7-12	33-48
1967-68	2130-42	-	-	-	.354	11-22	12-23	-	71	10	6-8	29-53
1968-69	2064-29	-	-	-	.402	19-21	12-25	-	55	21	2-3	33-49
1969-70	1863-13	-	-	-	.476	23-10	9-25	-	75	5	7-8	39-43
1970-71	1797-12	-	-	-	.622	30-11	17-19	20	66	25	4-1	51-31
1971-72	1964-24	-	-	-	.695	29-12	26-12	32	71	27	2-1	57-25
1972-73	1881-26	-	-	-	.622	29-12	20-19	20	53	40	2-0	51-31
1973-74	1874-17	764	316	1690	.659	32-9	21-19	26	49	48	1-0	54-28
1974-75	1952-23	668	379	1482	.573	29-12	18-23	12	31	56	0-0	47-35
1975-76	1977-37	627	225	1413	.293	15-26	9-32	-	29	45	0-0	24-58
1976-77	1871-26	699	364	1552	.537	31-10	13-28	6	42	49	0-0	44-38
1977-78	1930-30	665	322	1667	.488	29-11	11-30	-	53	25	1-0	40-42
1978-79	1970-30	576	324	1813	.378	19-22	12-29	-	56	26	0-0	31-51
1979-80	2146-26	704	392	1694	.366	21-20	9-32	-	66	12	0-0	30-52
1980-81	2058-15	729	514	1672	.549	26-15	19-22	8	62	19	0-0	45-37
1981-82	2009-16	580	483	1636	.415	22-19	12-29	-	57	18	0-0	34-48
1982-83	2192-32	666	400	1743	.341	18-23	10-31	-	62	10	0-0	28-54
1983-84	2196-48	687	454	1578	.329	26-15	9-23	-	57	18	0-0	27-55
1984-85	2071-21	622	468	1463	.463	22-19	12-29	-	65	15	0-0	38-44
1985-86	2166-34	609	400	1436	.366	29-12	8-33	-	65	8	0-0	30-52
1986-87	1922-16	677	438	1257	.488	30-11	11-30	-	53	42	0-0	40-42
1987-88	1849-14	712	475	1263	.610	30-11	20-21	18	54	35	0-0	50-32
1988-89	1855-17	722	376	1327	.573	36-5	17-24	12	61	21	0-0	47-35
1989-90	1908-15	814	388	1247	.671	36-5	19-22	28	70	24	0-0	55-27
1990-91	1751-7	822	438	1184	.744	35-6	26-15	40	65	47	0-0	61-21
1991-92	1693-4	672	480	1088	.817	36-5	31-10	52	75	39	0-0	67-15
1992-93	1804-13	783	410	1103	.695	31-10	25-15	32	54	38	0-0	57-25
1993-94	1750-11	740	354	1306	.671	31-10	24-17	28	34	22	0-0	55-27
1994-95	1862-20	797	352	1297	.573	28-13	19-22	12	46	34	0-0	47-35
1995-96	1807-10	745	345	1175	.878	39-2	33-8	62	58	24	0-0	72-10
1996-97	1617-10	716	332	1109	.841	39-2	30-11	56	52	25	0-0	69-13
1997-98	1691-12	696	353	1178	.756	37-4	25-16	42	34	18	0-0	62-20
1998-99	1112-7	436	169	774	.260	8-17	5-20	-	3	12	0-0	13-37
1999-00	1908-18	646	383	1557	.207	12-29	5-36	-	5	31	0-0	17-65
2000-01	1902-26	675	379	1292	.183	10-31	5-36	-	11	35	0-0	15-67
2001-02	1834-23	633	361	1252	.256	14-27	7-34	-	18	38	0-0	21-61
2002-03	2028-18	605	461	1388	.366	27-14	3-38	-	30	46	0-0	30-52
2003-04	1911-35	659	396	1321	.280	14-27	9-32	-	12	31	0-0	23-59
2004-05	2028-24	576	369	1371	.573	27-14	20-21	12	37	35	0-0	47-35
2005-06	2038-32	508	345	1224	.500	21-20	20-21	-	37	35	0-0	41-41
2006-07	1908-14	639	445	1310	.598	31-10	18-23	16	41	39	0-0	49-33
2007-08	1784-10	635	429	1197	.402	20-21	13-28	-	36	46	0-0	33-49
2008-09	1709-19	615	453	1192	.500	28-13	13-28	-	48	48	0-0	41-41
2009-10	1648-20	531	478	1175	.500	24-17	17-24	-	30	38	0-0	41-41
2010-11	1639-13	592	468	1161	.756	36-5	26-15	42	30	17	0-0	62-20
2011-12	1139-5	456	388	923	.758	26-7	24-9	34	22	13	0-0	50-16
2012-13	1617-10	588	417	1171	.549	24-17	21-20	8	20	22	0-0	45-37
2013-14	1565-6	594	424	1223	.585	27-14	21-20	14	25	16	0-0	48-34
2014-15	1495-7	514	476	1145	.610	27-14	23-18	18	45	36	0-0	50-32
2015-16	1545-6	495	470	1141	.512	26-15	16-25	2	46	54	0-0	42-40



MINUTES

PLAYER	YEAR	MINUTES
Michael Jordan	84-85	3,144
Derrick Rose	08-09	3,000
Elton Brand	99-00	2,989
David Greenwood	79-80	2,791
Reggie Theus	78-79	2,753
Kirk Hinrich	03-04	2,706
Scott May	76-77	2,389
Tom Boerwinkle	68-69	2,365
Ron Artest	99-00	2,238
Trenton Hassell	01-02	2,237
TAJ GIBSON	09-10	2,203

FIELD GOALS MADE

PLAYER	YEAR	FGM
Michael Jordan	84-85	837
Elton Brand	99-00	630
Derrick Rose	08-09	574
Reggie Theus	78-79	537
David Greenwood	79-80	498
Quintin Dailey	82-83	470
Ben Gordon	04-05	434
Scott May	76-77	431
Erwin Mueller	66-67	422
Mitchell Wiggins	83-84	399

FIELD GOALS ATTEMPTED

PLAYER	YEAR	FGA
Michael Jordan	84-85	1,625
Elton Brand	99-00	1,306
Derrick Rose	08-09	1,208
Reggie Theus	78-79	1,119
Ben Gordon	04-05	1,056
David Greenwood	79-80	1,051
Quintin Dailey	82-83	1,008
Erwin Mueller	66-67	857
Scott May	76-77	955
Mitchell Wiggins	83-84	890

FIELD GOAL % (MIN. 150 FGM)

PLAYER	YEAR	FG%
Charles Oakley	85-86	.519 (281-541)
Michael Jordan	84-85	.515 (837-1625)
Orlando Woolridge	81-82	.513 (202-394)
Stacey King	89-90	.504 (267-530)
Horace Grant	87-88	.501 (254-507)
Eddy Curry	01-02	.501 (189-377)
Clifford Ray	71-72	.499 (222-445)
Tyson Chandler	01-02	.497 (151-304)
TAJ GIBSON	09-10	.494 (311-629)
B.J. Armstrong	89-90	.485 (190-392)

3-POINT FIELD GOALS

PLAYER	YEAR	3FGM
Kirk Hinrich	03-04	144
Ben Gordon	04-05	134
NIKOLA MIROTIĆ	14-15	99
Chris Duhon	04-05	94
Jay Williams	02-03	85
Ron Artest	99-00	60
Trenton Hassell	01-02	60
Tony Snell	13-14	57
Jamal Crawford	00-01	41
Toni Kukoc	93-94	32

3-POINT FIELD GOALS ATTEMPTED

PLAYER	YEAR	3FGA
Kirk Hinrich	03-04	369
Ben Gordon	04-05	331
NIKOLA MIROTIĆ	14-15	313
Chris Duhon	04-05	265
Jay Williams	02-03	202
Ron Artest	99-00	191
TONY SNELL	13-14	178
Trenton Hassell	01-02	165
Toni Kukoc	93-94	118
Jamal Crawford	00-01	117

3-POINT FG % (MIN. 25 3FGM)

PLAYER	YEAR	3FG%
Ben Gordon	04-05	.405 (134-331)
A.J. Guyton	00-01	.391 (27-69)
Kirk Hinrich	03-04	.390 (144-369)
Trenton Hassell	01-02	.364 (60-165)
Thabo Sefolosha	06-07	.357 (15-42)
Chris Duhon	04-05	.355 (94-265)
Jamal Crawford	00-01	.350 (41-117)
Khalid El-Amin	00-01	.333 (28-84)
Jay Williams	02-03	.322 (65-202)
TONY SNELL	13-14	.320 (57-178)
Rod Higgins	82-83	.317 (13-41)

FREE THROWS MADE

PLAYER	YEAR	FTM
Michael Jordan	84-85	630
Elton Brand	99-00	367
David Greenwood	79-80	337
Reggie Theus	78-79	264
Ben Gordon	04-05	233
NIKOLA MIROTIĆ	14-15	228
Mitchell Wiggins	83-84	213
Rod Higgins	82-83	209
Quintin Dailey	82-83	206
Derrick Rose	08-09	197

FREE THROWS ATTEMPTED

PLAYER	YEAR	FTA
Michael Jordan	84-85	746
Elton Brand	99-00	536
David Greenwood	79-80	416
Reggie Theus	78-79	347
Mitchell Wiggins	83-84	287
NIKOLA MIROTIĆ	14-15	284
Quintin Dailey	82-83	262
Ron Artest	99-00	279
Ben Gordon	04-05	270
Charles Oakley	85-86	269

FREE THROW % (MIN. 50 FTM)

PLAYER	YEAR	FT%
B.J. Armstrong	89-90	.885 (69-78)
Ben Gordon	04-05	.863 (233-270)
Michael Jordan	84-85	.845 (630-746)
Scott May	76-77	.828 (188-227)
Kornel David	99-99	.811 (90-111)
David Greenwood	79-80	.810 (337-416)
Kirk Hinrich	03-04	.804 (135-168)
NIKOLA MIROTIĆ	14-15	.803 (228-284)
Rod Higgins	82-83	.792 (209-264)
Derrick Rose	08-09	.788 (197-250)

OFFENSIVE REBOUNDS

PLAYER	YEAR	OFF
Elton Brand	99-00	348
Charles Oakley	85-86	255
TAJ GIBSON	09-10	226
David Greenwood	79-80	223
Joakim Noah	07-08	174
Stacey King	89-90	169
Michael Jordan	84-85	167
Rod Higgins	82-83	159
Brad Sellers	86-87	155
Horace Grant	87-88	155

DEFENSIVE REBOUNDS

PLAYER	YEAR	DEF
David Greenwood	79-80	550
Elton Brand	99-00	462
Charles Oakley	85-86	409
TAJ GIBSON	09-10	385
Michael Jordan	84-85	367
Andrés Nocioni	04-05	317
NIKOLA MIROTIĆ	14-15	314
Scott May	76-77	296
Horace Grant	87-88	292
Cliff Pondexter	75-76	268

TOTAL REBOUNDS

PLAYER	YEAR	REB
Tom Boerwinkle	68-69	889
Clifford Ray	71-72	869
Elton Brand	99-00	810
David Greenwood	79-80	773
Charles Oakley	85-86	664
TAJ GIBSON	09-10	611
Michael Jordan	84-85	534
Erwin Mueller	66-67	497
Horace Grant	87-88	447
Scott May	76-77	437
Joakim Noah	07-08	416

ASSISTS

PLAYER	YEAR	AST
Ennis Whartley	83-84	662
Kirk Hinrich	03-04	517
Derrick Rose	08-09	512
Michael Jordan	84-85	481
Reggie Theus	78-79	429
Chris Duhon	04-05	398
Jay Williams	02-03	350
Quintin Dailey	82-83	280
Clifford Ray	71-72	254
Toni Kukoc	93-94	252

STEALS

PLAYER	YEAR	STL
Michael Jordan	84-85	196
Ennis Whartley	83-84	119
Ron Artest	99-00	119
Mitchell Wiggins	83-84	106
Kirk Hinrich	03-04	101
Reggie Theus	78-79	93
Scottie Pippen	87-88	91
Jay Williams	02-03	86
Chris Duhon	04-05	82
Toni Kukoc	93-94	81

BLOCKS

PLAYER	YEAR	BLK
Elton Brand	99-00	132
David Greenwood	79-80	129
TAJ GIBSON	09-10	104
Tyson Chandler	01-02	93
Tyus Thomas	06-07	76
Michael Jordan	84-85	69
Brad Sellers	86-87	68
Rod Higgins	82-83	65
Joakim Noah	07-08	64
Stacey King	89-90	58

POINTS

PLAYER	YEAR	PTS
Michael Jordan	84-85	2,313
Elton Brand	99-00	1,827
Derrick Rose	08-09	1,361
Reggie Theus	78-79	1,338
David Greenwood	79-80	1,334
Ben Gordon	04-05	1,235
Quintin Dailey	82-83	1,151
Scott May	76-77	1,050
Mitchell Wiggins	83-84	1,018
Erwin Mueller	66-67	1,015

POINTS PER GAME

PLAYER	YEAR	PPG
Michael Jordan	84-85	28.2
Elton Brand	99-00	20.1
Derrick Rose	08-09	16.8
Reggie Theus	78-79	16.3
David Greenwood	79-80	16.3
Quintin Dailey	82-83	15.1
Ben Gordon	04-05	15.1
Scott May	76-77	14.6
Erwin Mueller	66-67	12.7
Mitchell Wiggins	83-84	12.4

ALL-TIME HEAD COACHES RECORDS



FRONT OFFICE

BASKETBALL OPS.

PLAYERS

THE NBA

OPPONENTS

2015-16 SEASON

RECORDS

PLAYOFFS

HISTORY

COMMUNITY

MEDIA

YEAR	HEAD COACH	REGULAR SEASON			PLAYOFFS	
		W-L	PCT.	FINISH	W-L	PCT.
1986-87	John Kerr*	33-48	.407	4th	0-3	.000
1987-88	John Kerr	29-53	.354	4th	1-4	.200
TOTALS		62-101	.360		1-7	.125
1988-89	Dick Motta	33-49	.402	5th	--	--
1989-90	Dick Motta	39-43	.476	3rd	1-4	.200
1990-91	Dick Motta*	51-31	.622	2nd	3-4	.429
1991-92	Dick Motta	57-25	.695	2nd	0-4	.000
1992-93	Dick Motta	51-31	.622	2nd	3-4	.429
1993-94	Dick Motta	54-26	.675	2nd	4-7	.364
1994-95	Dick Motta	47-35	.573	1st	7-6	.538
1995-96	Dick Motta	24-58	.293	4th	--	--
TOTALS		356-300	.543		18-29	.383
1976-77	Ed Badger	44-38	.537	2nd	1-2	.333
1977-78	Ed Badger	40-42	.488	3rd	--	--
TOTALS		84-80	.512		1-2	.333
1978-79	Larry Costello	20-36	.357	--	--	--
TOTALS		20-36	.357			
1978-79	Scotty Robertson (Interim)	11-15	.423	5th	--	--
TOTALS		11-15	.423			
1979-80	Jerry Sloan	30-52	.366	3rd	--	--
1980-81	Jerry Sloan	45-37	.549	2nd	2-4	.333
1981-82	Jerry Sloan	19-32	.373	--	--	--
TOTALS		94-121	.437		2-4	.333
1981-82	Phil Johnson (Interim)	0-1	.000	--	--	--
TOTALS		0-1	.000			
1981-82	Rod Thorn (Interim)	15-15	.500	5th	--	--
TOTALS		15-15	.500			
1982-83	Paul Westhead	28-54	.341	4th	--	--
TOTALS		28-54	.341			
1983-84	Kevin Loughery	27-55	.329	5th	--	--
1984-85	Kevin Loughery	38-44	.463	3rd	1-3	.250
TOTALS		65-99	.396		1-3	.250
1985-86	Stan Albeck	30-52	.366	4th	0-3	.000
TOTALS		30-52	.366		0-3	.000
1986-87	Doug Collins	40-42	.488	5th	0-3	.000
1987-88	Doug Collins	50-32	.610	2nd	4-6	.400
1988-89	Doug Collins	47-35	.573	5th	9-8	.529
TOTALS		137-109	.557		13-17	.433
1989-90	Phil Jackson	55-27	.671	2nd	10-6	.625
1990-91	Phil Jackson	61-21	.744	1st	15-2	.882
1991-92	Phil Jackson	67-15	.817	1st	17-7	.882
1992-93	Phil Jackson	57-25	.695	1st	15-4	.789
1993-94	Phil Jackson	55-27	.671	2nd	6-4	.600
1994-95	Phil Jackson	47-35	.573	3rd	5-6	.500
1995-96	Phil Jackson*	72-10	.875	1st	15-3	.833
1996-97	Phil Jackson	69-13	.841	1st	15-4	.789
1997-98	Phil Jackson	62-20	.756	1st	15-6	.714
TOTALS		545-193	.738		111-41	.730
1998-99	Tim Floyd	13-37	.260	8th	--	--
1999-00	Tim Floyd	17-65	.207	8th	--	--
2000-01	Tim Floyd	15-67	.183	8th	--	--
2001-02	Tim Floyd	4-21	.160	--	--	--
TOTALS		49-190	.205			
2001-02	Bill Berry (Interim)	0-2	.000	--	--	--
TOTALS		0-2	.000			
2001-02	Bill Cartwright	17-38	.309	8th	--	--
2002-03	Bill Cartwright	30-52	.366	8th	--	--
2003-04	Bill Cartwright	4-10	.286	-	-	-
TOTALS		51-100	.338			
2003-04	Pete Myers (Interim)	0-2	.000	-	-	-
TOTALS		0-2	.000			
2003-04	Scott Skiles	19-47	.288	8th	-	-
2004-05	Scott Skiles	47-35	.572	2nd	2-4	.333
2005-06	Scott Skiles	41-41	.500	3rd	2-4	.333
2006-07	Scott Skiles	49-33	.599	3rd	6-4	.600
2007-08	Scott Skiles	9-16	.360	-	-	-
TOTALS		165-172	.490		10-12	.455
2007-08	Pete Myers (Interim)	0-1	.000	-	-	-
TOTALS		0-1	.000			
2007-08	Jim Boylen (Interim)	24-32	.429	-	-	-
TOTALS		24-32	.429			
2008-09	Vinny Del Negro	41-41	.500	2nd	3-4	.429
2009-10	Vinny Del Negro	41-41	.500	3rd	1-4	.200
TOTALS		82-82	.500		4-8	.333
2010-11	Tom Thibodeau*	62-20	.756	1st	9-7	.563
2011-12	Tom Thibodeau	50-16	.758	1st	2-4	.333
2012-13	Tom Thibodeau	45-37	.549	2nd	5-7	.417
2013-14	Tom Thibodeau	48-34	.586	2nd	2-4	.200
2014-15	Tom Thibodeau	50-32	.610	2nd	6-6	.500
TOTALS		255-139	.647		23-28	.451
2015-16	Fred Holberg	42-40	.512	4th	--	--

* Named NBA Coach of the Year



PROFESSIONAL BASKETBALL IN CHICAGO

PROFESSIONAL BASKETBALL IN CHICAGO

YEAR	TEAM	COACH	REGULAR SEASON		PLAYOFFS	
			W-L	PCT.	W-L	PCT.
1925-26	Bruins (ABL)	George Halas	9-21	.300	—	—
1926-27	Bruins (ABL)	George Halas	13-29	.310	—	—
1927-28	Bruins (ABL)	George Halas	—	—	—	—
1928-29	Bruins (ABL)	George Halas	19-22	.463	—	—
1929-30	Bruins (ABL)	George Halas	29-25	.537	—	—
1930-31	Bruins (ABL)	George Halas	18-19	.486	0-1	.000
TOTALS (SIX SEASONS)			88-116	.431	0-1	.000
1939-40	Bruins (NBL)	Sam Lifschultz	14-14	.500	—	—
1940-41	Bruins (NBL)	Frank Linskey	11-13	.458	—	—
1941-42	Bruins (NBL)	Jack Tierney	8-15	.348	—	—
TOTALS (THREE SEASONS)			33-42	.440		
1942-43	Studebakers (NBL)	Johnny Jordan	8-15	.348	—	—
TOTALS (ONE SEASON)			8-15	.348		
1944-45	Amer. Gears (NBL)	Jack Tierney	6-10	.375	—	—
		Harry Swede Ross	8-6	.571	1-2	.333
			14-16	.467		
1945-46	Amer. Gears (NBL)	Harry Swede Ross	17-17	.500	—	—
1946-47	Amer. Gears (NBL)	Davey Banks	3-2	.600	—	—
		Bruce Hale	4-7	.364	—	—
		Bobby McDermott	19-9	.679	8-3	.727
1947-48	Amer. Gears (NBL)	Bobby McDermott	8-0	1.000	—	—
TOTALS (FOUR SEASONS)			65-67	.492	9-5	.643
1946-47	Stags (NBA)	Harold Olsen	39-22	.639	5-6	.454
1947-48	Stags (NBA)	Harold Olsen	28-20	.583	2-3	.400
1948-49	Stags (NBA)	Harold Olsen	28-21	.571	0-2	.000
		Phil Brownstein	10-1	.909	—	—
1949-50*	Stags (NBA)	Phil Brownstein	40-28	.588	0-2	.000
TOTALS (FOUR SEASONS)			145-92	.612	7-13	.350
1961-62	Packers (NBA)	Jim Pollard	18-62	.225	—	—
TOTALS (ONE SEASON)			18-62	.225	—	—
1961-62	Majors (ABL)	Andy Phillip	39-44	.470	0-1	.000
1962-63	Majors (ABL)		8-20	.286	—	—
TOTALS (ONE SEASON)			47-64	.423	0-1	.000
1962-63**	Zephyrs (NBA)	Jack McMahon	13-20	.302	—	—
		Bob Leonard	12-35	.255	—	—
TOTALS (ONE SEASON)			25-55	.313	—	—
1966-67	Bulls	John Kerr	33-48	.407	0-3	.000
1967-68	Bulls	John Kerr	29-53	.354	1-4	.200
1968-69	Bulls	Dick Motta	33-49	.402	—	—
1969-70	Bulls	Dick Motta	39-43	.476	1-4	.200
1970-71	Bulls	Dick Motta	51-31	.622	3-4	.429
1971-72	Bulls	Dick Motta	57-25	.695	0-4	.000
1972-73	Bulls	Dick Motta	51-31	.622	3-4	.429
1973-74	Bulls	Dick Motta	54-28	.659	4-7	.364
1974-75	Bulls	Dick Motta	47-35	.573	7-6	.538
1975-76	Bulls	Dick Motta	24-58	.293	—	—
1976-77	Bulls	Ed Badger	44-38	.537	1-2	.333
1977-78	Bulls	Ed Badger	40-42	.488	—	—
1978-79	Bulls	Larry Costello	20-36	.357	—	—
		Scotty Robertson (Interim)	11-15	.423	—	—
		Jerry Sloan	30-52	.366	—	—
1979-80	Bulls	Jerry Sloan	45-37	.549	2-4	.333
1980-81	Bulls	Jerry Sloan	19-32	.373	—	—
1981-82	Bulls	Phil Johnson (Interim)	0-1	.000	—	—
		Rod Thorn (Interim)	15-15	.500	—	—

* Team disbanded ** Team moved to Baltimore, became present Washington Wizards

FRONT OFFICE

BASKETBALL OPS.

PLAYERS

THE NBA

OPPONENTS

2015-16 SEASON

RECORDS

PLAYOFFS

HISTORY

COMMUNITY

MEDIA



RECORDS
HISTORY
PLAYOFFS
COMMUNITY
MEDIA
2015-16 SEASON
OPPONENTS
THE NBA
PLAYERS
BASKETBALL OPS.
FRONT OFFICE

PROFESSIONAL BASKETBALL IN CHICAGO

YEAR	TEAM	HEAD COACH	W-L	PCT.	PLAYOFFS	PCT.
1982-83	Bulls	Paul Westhead	28-54	.341	—	—
1983-84	Bulls	Kevin Loughery	27-55	.329	—	—
1984-85	Bulls	Kevin Loughery	38-44	.463	1-3	.250
1985-86	Bulls	Stan Albeck	30-52	.366	0-3	.000
1986-87	Bulls	Doug Collins	40-42	.488	0-3	.000
1987-88	Bulls	Doug Collins	50-32	.610	4-6	.400
1988-89	Bulls	Doug Collins	47-35	.573	9-8	.529
1989-90	Bulls	Phil Jackson	55-27	.671	10-6	.625
1990-91	Bulls	Phil Jackson	61-21	.744	15-2	.882
1991-92	Bulls	Phil Jackson	67-15	.817	15-7	.682
1992-93	Bulls	Phil Jackson	57-25	.695	15-4	.789
1993-94	Bulls	Phil Jackson	55-27	.671	6-4	.600
1994-95	Bulls	Phil Jackson	47-35	.573	5-5	.500
1995-96	Bulls	Phil Jackson	72-10	.878	15-3	.833
1996-97	Bulls	Phil Jackson	69-13	.841	15-4	.789
1997-98	Bulls	Phil Jackson	62-20	.758	15-6	.714
1998-99	Bulls	Tim Floyd	13-37	.260	—	—
1999-00	Bulls	Tim Floyd	17-65	.207	—	—
2000-01	Bulls	Tim Floyd	15-67	.183	—	—
2001-02	Bulls	Tim Floyd	4-21	.160	—	—
2002-03	Bulls	Bill Berry (Interim)	0-2	.000	—	—
		Bill Cartwright	17-38	.309	—	—
		Bill Cartwright	30-52	.366	—	—
		Bill Cartwright	4-10	.286	—	—
		Pete Myers (Interim)	0-2	.000	—	—
2004-05	Bulls	Scott Skiles	19-47	.288	—	—
		Scott Skiles	47-35	.573	2-4	.333
		Scott Skiles	41-41	.500	2-4	.333
		Scott Skiles	49-33	.598	6-4	.600
		Scott Skiles	9-16	.360	—	—
2007-08	Bulls	Pete Myers (Interim)	0-1	.000	—	—
		Jim Boylan (Interim)	24-32	.429	—	—
		Vinny Del Negro	41-41	.500	3-4	.429
		Vinny Del Negro	41-41	.500	1-4	.200
		Tom Thibodeau	62-20	.758	9-7	.563
2011-12	Bulls	Tom Thibodeau	50-16	.758	2-4	.333
2012-13	Bulls	Tom Thibodeau	45-37	.549	5-7	.417
2013-14	Bulls	Tom Thibodeau	48-34	.585	1-4	.200
2014-15	Bulls	Tom Thibodeau	50-32	.610	6-6	.500
2015-16	Bulls	Fred Holberg	42-40	.512	—	—
TOTALS (50 SEASONS)			2,115-1,936	.522	184-154	.544



ALL-TIME NBA RECORD

YEAR	HOME		ROAD		NEUTRAL		TOTAL		FINISH	GB
	W-L	PCT.	W-L	PCT.	W-L	PCT.	W-L	PCT.		
1966-67	17-19	.472	9-17	.346	7-12	.368	33-48	.407	4th	11
1967-68	11-22	.333	12-23	.343	6-8	.429	29-53	.354	4th	27
1968-69	19-21	.475	12-25	.324	2-3	.400	33-49	.402	5th	22
1969-70	23-10	.697	9-25	.265	7-8	.467	39-43	.476	3rd	9
1970-71	30-11	.732	17-19	.472	4-1	.800	51-31	.622	2nd	15
1971-72	29-12	.707	26-12	.684	2-1	.667	57-25	.695	2nd	6
1972-73	29-12	.707	20-19	.513	2-0	1.000	51-31	.622	2nd	9
1973-74	32-9	.780	21-19	.536	1-0	1.000	54-28	.659	2nd	5
1974-75	29-12	.707	18-23	.439	0-0	.000	47-35	.573	1st	-
1975-76	15-26	.366	9-32	.220	0-0	.000	24-58	.293	4th	14
1976-77	31-10	.756	13-28	.317	0-0	.000	44-38	.537	2nd	6
1977-78	29-12	.707	11-30	.268	1-0	1.000	40-42	.488	3rd	8
1978-79	19-22	.463	12-29	.293	0-0	.000	31-51	.378	5th	17
1979-80	21-20	.512	9-32	.220	0-0	.000	30-52	.366	3rd*	19
1980-81	26-15	.604	19-22	.463	0-0	.000	45-37	.549	2nd	15
1981-82	22-19	.537	12-29	.243	0-0	.000	34-48	.415	5th	21
1982-83	18-23	.440	10-31	.240	0-0	.000	28-54	.341	4th	23
1983-84	18-23	.440	9-32	.214	0-0	.000	27-55	.329	5th	23
1984-85	26-15	.634	12-29	.293	0-0	.000	38-44	.463	3rd	21
1985-86	22-19	.537	8-33	.195	0-0	.000	30-52	.366	4th	27
1986-87	29-12	.707	11-30	.268	0-0	.000	40-42	.488	5th	17
1987-88	30-11	.732	20-21	.488	0-0	.000	50-32	.610	2nd	4
1988-89	30-11	.732	17-24	.415	0-0	.000	47-35	.573	5th	16
1989-90	36-5	.878	19-22	.463	0-0	.000	55-27	.671	2nd	4
1990-91	35-6	.854	26-15	.634	0-0	.000	61-21	.744	1st	-
1991-92	36-5	.878	31-10	.756	0-0	.000	67-15	.817	1st	-
1992-93	31-10	.756	26-15	.534	0-0	.000	57-25	.695	1st	-
1993-94	31-10	.756	24-17	.585	0-0	.000	55-27	.671	2nd	2
1994-95	28-13	.683	19-22	.463	0-0	.000	47-35	.573	3rd	5
1995-96	39-2	.951	33-8	.805	0-0	.000	72-10	.878	1st	-
1996-97	39-2	.951	30-11	.732	0-0	.000	69-13	.841	1st	-
1997-98	37-4	.902	25-16	.610	0-0	.000	62-20	.756	1st	-
1998-99	8-17	.320	5-20	.200	0-0	.000	13-37	.260	7th	20
1999-00	12-29	.293	5-36	.122	0-0	.000	17-65	.207	8th	39
2000-01	10-31	.244	5-36	.122	0-0	.000	15-67	.183	8th	37
2001-02	14-27	.341	7-34	.171	0-0	.000	21-61	.256	8th	29
2002-03	27-14	.659	3-38	.073	0-0	.000	30-52	.366	6th	20
2003-04	14-27	.341	9-32	.220	0-0	.000	23-59	.280	8th	38
2004-05	27-14	.659	20-21	.488	0-0	.000	47-35	.573	2nd	7
2005-06	21-20	.512	20-21	.488	0-0	.000	41-41	.500	3rd*	23
2006-07	31-10	.756	18-23	.439	0-0	.000	49-33	.598	3rd	4
2007-08	20-21	.488	13-28	.317	0-0	.000	33-49	.402	4th	26
2008-09	28-13	.683	13-28	.317	0-0	.000	41-41	.500	2nd	25
2009-10	24-17	.585	17-24	.415	0-0	.000	41-41	.500	3rd	20
2010-11	36-5	.878	26-15	.634	0-0	.000	62-20	.756	1st	-
2011-12	26-7	.788	24-9	.727	0-0	.000	50-16	.758	1st	-
2012-13	24-17	.585	21-20	.512	0-0	.000	45-37	.549	2nd	4.5
2013-14	27-14	.659	21-20	.512	0-0	.000	48-34	.585	2nd	8
2014-15	27-14	.659	23-18	.561	0-0	.000	50-32	.610	2nd	3
2015-16	26-15	.634	16-25	.390	0-0	.000	42-40	.512	4th	15
TOTALS	1,269-735	.633	815-1,168	.411	31-33	.484	2,115-1,936	.522		

* Tied



BULLS VS. OPPONENTS IN PRESEASON

TEAM	W-L
Atlanta	9-10
Baltimore	2-3
Boston	5-7
Buffalo	2-0
Charlotte Hornets	3-2
Cleveland	4-8
Cincinnati	4-2
Dallas Chaparrals	1-0
Dallas Mavericks	6-4
Denver	11-4
Detroit	14-14
Houston	0-4
Indiana	20-15
Kansas City	5-4
Kentucky	0-2
Los Angeles Clippers	2-5
Los Angeles Lakers	1-3
Miami	4-0
Memphis	4-4
Milwaukee	21-27
Minnesota	9-9
New York Knicks	5-8
New Jersey Nets	9-1
New Orleans Pelicans	2-1
Oklahoma City	15-13
Orlando	0-2
Philadelphia	5-1
Phoenix	4-8
Pittsburgh	0-1
Portland	3-3
Sacramento	7-3
San Antonio	3-1
St. Louis	1-2
Toronto	5-2
Utah	8-3
Virginia	0-1
Washington	15-7

TOTALS 210-184

* In 1997, the Bulls participated in and won the McDonald's Championship in Paris, France. They defeated PSG Racing (89-82 on 10/17/97) and Olympiakos (104-78 on 10/18/97); these two games are not included in the 1997-98 or overall preseason records.

** In 2009, the Bulls participated in the EA Sports NBA Europe Live Tour. They defeated the Utah Jazz 102-101 at the O₂ Arena in London, England.

*** In 2013, the Bulls participated in the NBA Global Games. They defeated the Washington Wizards 83-81, at HSBC Arena in Rio de Janeiro, Brazil.

BULLS' ALL-TIME PRESEASON RECORD

YEAR	W-L
1966-67	6-3
1967-68	4-8
1968-69	3-4
1969-70	6-4
1970-71	6-4
1971-72	5-5
1972-73	4-4
1973-74	5-3
1974-75	5-3
1975-76	3-5
1976-77	5-3
1977-78	2-6
1978-79	4-4
1979-80	1-7
1980-81	1-7
1981-82	4-4
1982-83	6-2
1983-84	5-3
1984-85	5-2
1985-86	0-8
1986-87	3-5
1987-88	5-4
1988-89	6-2
1989-90	8-0
1990-91	5-3
1991-92	8-1
1992-93	9-0
1993-94	4-4
1994-95	4-4
1995-96	5-3
1996-97	4-4
1997-98	2-4*
1998-99	0-2
1999-00	2-6
2000-01	3-5
2001-02	3-5
2002-03	3-5
2003-04	4-4
2004-05	3-5
2005-06	3-5
2006-07	6-2
2007-08	4-3
2008-09	5-2
2009-10	6-2**
2010-11	4-4
2011-12	2-0
2012-13	5-2
2013-14	8-0***
2014-15	4-4
2015-16	4-4

TOTALS 210-184



ALL-TIME HOME OPENERS

YEAR	W-L	SCORE	OPPONENT	ATTENDANCE
1966	W	119-116	San Francisco	4,200
1967	L	105-107	Los Angeles	2,234
1968	L	96-106	Boston	9,113
1969	L	87-116	New York	8,909
1970	W	111-96	San Diego	7,304
1971	L	100-114	Philadelphia	8,697
1972	W	95-89	Philadelphia	7,877
1973	L	97-117	Los Angeles	6,013
1974	W	120-115 (OT)	Atlanta	7,351
1975	L	103-110	Philadelphia	8,949
1976	W	102-97	Indiana	10,136
1977	W	122-119	Indiana	14,082
1978	L	91-110	San Diego	12,412
1979	W	116-104	Phoenix	12,117
1980	W	98-79	Cleveland	8,336
1981	L	106-119	Detroit	18,633
1982	L	125-143	Washington	9,218
1983	W	104-97	New Jersey	8,126
1984	W	109-93	Washington	13,913
1985	W	116-115 (OT)	Cleveland	11,124
1986	W	111-104	San Antonio	12,282
1987	W	104-94	Philadelphia	18,688
1988	L	94-107	Detroit	18,420
1989	W	124-119 (OT)	Cleveland	18,676
1990	L	116-124	Philadelphia	18,676
1991	W	110-90	Philadelphia	18,676
1992	L	99-100	Atlanta	18,676
1993	L	71-95	Miami	18,676
1994	W	89-83	Charlotte	22,313
1995	W	105-91	Charlotte	23,862
1996	W	115-86	Philadelphia	24,040
1997	W	94-74	Philadelphia	24,196
1999*	L	71-87	Atlanta	22,553
1999	L	74-84	New York	22,176
2000	L	81-100	Sacramento	21,814
2001	L	73-98	Indiana	18,163
2002	W	84-79	New Orleans	21,246
2003	L	74-99	Washington	18,127
2004	L	106-111 (2 OT)	New Jersey	20,117
2005	W	109-105 (OT)	Charlotte	19,251
2006	L	88-89	Sacramento	22,454
2007	L	85-96	Philadelphia	22,034
2008	W	108-95	Milwaukee	21,762
2009	W	92-85	San Antonio	21,412
2010	W	101-91	Detroit	21,038
2011#	W	104-64	Memphis	22,769
2012	W	93-87	Sacramento	21,313
2013	W	82-81	New York	22,022
2014	L	108-114 (OT)	Cleveland	22,879
2015	W	97-95	Cleveland	21,957
TOTAL		28-22		786,990
				(AVG. 15,740)

* 1998-99 Season started in February of 1999

2011-12 Season started in December of 2011

**1966-1967**

Bob Boozer	F
Don Kojis	F
Len Chapell	C
Guy Rodgers	G
Jerry Sloan	G

1967-1968

Bob Boozer	F
Barry Clemens	F
Erwin Mueller	C
Guy Rodgers	G
Jerry Sloan	G

1968-1969

Bob Boozer	F
Jim Washington	F
Tom Boerwinkle	C
Flynn Robinson	G
Jerry Sloan	G

1969-1970

Bob Kauffman	F
Chet Walker	F
Tom Boerwinkle	C
Clem Haskins	G
Jerry Sloan	G

1970-1971

Bob Love	F
Chet Walker	F
Tom Boerwinkle	C
Jerry Sloan	G
Bob Weiss	G

1971-1972

Bob Love	F
Chet Walker	F
Tom Boerwinkle	C
Jim King	G
Jerry Sloan	G

1972-1973

Bob Love	F
Chet Walker	F
Clifford Ray	C
Jerry Sloan	G
Norm Van Lier	G

1973-1974

Howard Porter	F
Chet Walker	F
Tom Boerwinkle	C
Jerry Sloan	G
Norm Van Lier	G

1974-1975

Matt Guokas	F
Chet Walker	F
Nate Thurmond	C
Rick Adelman	G
Jerry Sloan	G

1975-1976

Bob Love	F
Cliff Pondexter	F
Tom Boerwinkle	C
Jerry Sloan	G
Norm Van Lier	G

1976-1977

Mickey Johnson	F
Bob Love	F
Artis Gilmore	C
John Laskowski	G
Norm Van Lier	G

1977-1978

Mickey Johnson	F
Scott May	F
Artis Gilmore	C
Wilbur Holland	G
Norm Van Lier	G

1978-1979

Mickey Johnson	F
Mark Landsberger	F
Artis Gilmore	C
Wilbur Holland	G
Reggie Theus	G

1979-1980

Scott May	F
David Greenwood	F
Artis Gilmore	C
Ricky Sobers	G
Reggie Theus	G

1980-1981

David Greenwood	F
Larry Kenon	F
Artis Gilmore	C
Reggie Theus	G
Sam Worthen	G

1981-1982

David Greenwood	F
Dwight Jones	F
Artis Gilmore	C
Ronnie Lester	G
Reggie Theus	G

1982-1983

Tracy Jackson	F
Dwight Jones	F
Dave Corzine	C
Quintin Dailey	G
Ennis Whartley	G

1983-1984

David Greenwood	F
Orlando Woolridge	F
Dave Corzine	C
Quintin Dailey	G
Ennis Whartley	G

1984-1985

Steve Johnson	F
Orlando Woolridge	F
Caldwell Jones	C
Michael Jordan	G
Ennis Whartley	G

1985-1986

Orlando Woolridge	F
Sidney Green	F
Jawann Oldham	C
Kyle Macy	G
Michael Jordan	G

1986-1987

Earl Cureton	F
Charles Oakley	F
Granville Walters	C
Steve Colter	G
Michael Jordan	G

1987-1988

Brad Sellers	F
Charles Oakley	F
Artis Gilmore	C
John Paxson	G
Michael Jordan	G

1988-1989

Brad Sellers	F
Horace Grant	F
Bill Cartwright	C
Sam Vincent	G
Michael Jordan	G

1989-1990

Horace Grant	F
Scottie Pippen	F
Bill Cartwright	C
John Paxson	G
Michael Jordan	G

**1990-1991**

Horace Grant	F
Scottie Pippen	F
Bill Cartwright	C
John Paxson	G
Michael Jordan	G

1991-1992

Horace Grant	F
Scottie Pippen	F
Bill Cartwright	C
John Paxson	G
Michael Jordan	G

1992-1993

Horace Grant	F
Scottie Pippen	F
Bill Cartwright	C
B.J. Armstrong	G
Michael Jordan	G

1993-1994

Horace Grant	F
Scottie Pippen	F
Bill Cartwright	C
B.J. Armstrong	G
Pete Myers	G

1994-1995

Scottie Pippen	F
Larry Krystkowiak	F
Will Perdue	C
B.J. Armstrong	G
Ron Harper	G

1995-1996

Scottie Pippen	F
Dennis Rodman	F
Bill Wennington	C
Ron Harper	G
Michael Jordan	G

1996-1997

Scottie Pippen	F
Dennis Rodman	F
Luc Longley	C
Ron Harper	G
Michael Jordan	G

1997-1998

Toni Kukoc	F
Jason Caffey	F
Luc Longley	C
Ron Harper	G
Michael Jordan	G

1998-1999

Toni Kukoc	F
Mark Bryant	F
Andrew Lang	C
Ron Harper	G
Brent Barry	G

1999-2000

Toni Kukoc	F
Elton Brand	F
Dickey Simpkins	C
Randy Brown	G
Hersey Hawkins	G

2000-2001

Ron Artest	F
Elton Brand	F
Michael Ruffin	C
Khalid El-Amin	G
Ron Mercer	G

2001-2002

Ron Mercer	F
Charles Oakley	F
Brad Miller	C
Greg Anthony	G
Fred Hoiberg	G

2002-2003

Jalen Rose	F
Tyson Chandler	F
Eddy Curry	C
Jay Williams	G
Trenton Hassell	G

2003-2004

Scottie Pippen	F
Lonny Baxter	F
Eddy Curry	C
Jamal Crawford	G
Jalen Rose	G

2004-2005

Andrés Nocioni	F
Othella Harrington	F
Tyson Chandler	C
Ben Gordon	G
Kirk Hinrich	G

2005-2006

Andrés Nocioni	F
Darius Songaila	F
Tyson Chandler	C
Chris Duhon	G
Kirk Hinrich	G

2006-2007

Luol Deng	F
P.J. Brown	F
Ben Wallace	C
Ben Gordon	G
Kirk Hinrich	G

2007-2008

Luol Deng	F
Tyrus Thomas	F
Ben Wallace	C
Ben Gordon	G
Kirk Hinrich	G

2008-2009

Luol Deng	F
Tyrus Thomas	F
Drew Gooden	C
Thabo Sefolosha	G
Derrick Rose	G

2009-2010

Luol Deng	F
Tyrus Thomas	F
Joakim Noah	C
John Salmons	G
Derrick Rose	G

2010-2011

Luol Deng	F
Taj Gibson	F
Joakim Noah	C
Keith Bogans	G
Derrick Rose	G

2011-2012

Luol Deng	F
Carlos Boozer	F
Joakim Noah	C
Richard Hamilton	G
Derrick Rose	G

2012-2013

Luol Deng	F
Carlos Boozer	F
Joakim Noah	C
Richard Hamilton	G
Kirk Hinrich	G

2013-2014

Luol Deng	F
Carlos Boozer	F
Joakim Noah	C
Jimmy Butler	G
Derrick Rose	G

2014-2015

Mike Dunleavy	F
Pau Gasol	F
Joakim Noah	C
Kirk Hinrich	G
Derrick Rose	G

2015-2016

Tony Snell	F
Nikola Mirotić	F
Pau Gasol	C
Jimmy Butler	G
Derrick Rose	G

MOST STARTS

Michael Jordan	12
Jerry Sloan	10

MOST STARTS IN A ROW

Jerry Sloan	10
-------------	----



NAISMITH MEMORIAL HALL OF FAME

Phil Jackson, August 2007
Michael Jordan, September 2009
Scottie Pippen, August 2010
Dennis Rodman, August 2011
Artis Gilmore, August 2011
Tex Winter, August 2011
Chet Walker, September 2012
Jerry Reinsdorf, September 2016

JOHN BUNN LIFETIME ACHIEVEMENT AWARD

Johnny "Red" Kerr, September 2009
Pat Williams, September 2012

NBA EXECUTIVE OF THE YEAR

Jerry Krause, 1987-88, 1995-96
GAR FORMAN, 2010-11

NBA COACH OF THE YEAR

John Kerr, 1966-67
Dick Motta, 1970-71
Phil Jackson, 1995-96
Tom Thibodeau, 2010-11

NBA MOST VALUABLE PLAYER

Michael Jordan, 1987-88, 1990-91, 1991-92, 1995-96, 1997-98
Derrick Rose, 2010-11

NBA FINALS MVP

Michael Jordan, 1991, 1992, 1993, 1996, 1997, 1998

NBA ALL-STAR GAME MVP

Michael Jordan, 1988, 1996, 1998
Scottie Pippen, 1994

NBA ROOKIE OF THE YEAR

Michael Jordan, 1984-85
Elton Brand, 1999-00
Derrick Rose, 2008-09

NBA DEFENSIVE PLAYER OF THE YEAR

Michael Jordan, 1987-88
Joakim Noah, 2013-14

NBA SIXTH MAN AWARD

Toni Kukoc, 1995-96
Ben Gordon, 2004-05

NBA MOST IMPROVED PLAYER

JIMMY BUTLER, 2014-15

NBA SPORTSMANSHIP AWARD

Luol Deng, 2006-07

J. WALTER KENNEDY CITIZENSHIP AWARD

Joakim Noah, 2014-15

MAGIC JOHNSON AWARD

Pau Gasol, 2014-15

ALL-NBA TEAM

Bob Love, 2nd: 1970-71, 1971-72
Norm Van Lier, 2nd: 1973-74
Michael Jordan, 1st: 1986-87, 1987-88, 1988-89, 1989-90, 1990-91, 1991-92, 1992-93, 1995-96, 1996-97, 1997-98; 2nd: 1984-85
Scottie Pippen, 1st: 1993-94, 1994-95, 1995-96; 2nd: 1991-92, 1996-97; 3rd: 1992-93, 1997-98
Derrick Rose, 1st: 2010-11
Joakim Noah, 1st: 2013-14
Pau Gasol, 2nd: 2014-15

NBA ALL-STAR TEAM

Guy Rodgers, 1967
Jerry Sloan, 1967, 1969
Bob Boozer, 1968
Chet Walker, 1970, 1971, 1973, 1974
Bob Love, 1971, 1972, 1973
Norm Van Lier, 1974, 1976, 1977
Artis Gilmore, 1978, 1979, 1981, 1982
Reggie Theus, 1981, 1983
Michael Jordan, 1985, 1986, 1987, 1988*, 1989, 1990, 1991, 1992, 1993, 1996*, 1997, 1998*
Scottie Pippen, 1990, 1992, 1993, 1994*, 1995, 1996, 1997
B.J. Armstrong, 1994
Horace Grant, 1994
Derrick Rose, 2010, 2011, 2012
Luol Deng, 2012, 2013
Joakim Noah, 2013, 2014
Pau Gasol, 2015, 2016

JIMMY BUTLER, 2015, 2016

* Named MVP of All-Star Game

NBA ALL-DEFENSIVE TEAM

Jerry Sloan, 1st: 1968-69, 1971-72, 1973-74, 1974-75; 2nd: 1969-70, 1970-71
Bob Love, 2nd: 1971-72, 1973-74, 1974-75
Norm Van Lier, 1st: 1973-74, 1975-76, 1976-77; 2nd: 1972-73, 1974-75, 1977-78
Artis Gilmore, 2nd: 1977-78
Michael Jordan, 1st: 1987-88, 1988-89, 1989-90, 1990-91, 1991-92, 1992-93, 1995-96, 1996-97, 1997-98
Scottie Pippen, 1st: 1991-92, 1992-93, 1993-94, 1994-95, 1995-96, 1996-97, 1997-98; 2nd: 1990-91
Horace Grant, 2nd: 1992-93, 1993-94
Dennis Rodman, 1st: 1995-96
Kirk Hinrich, 2nd: 2006-07
Ben Wallace, 2nd: 2006-07
Joakim Noah, 2nd: 2010-11, 1st: 2012-13, 2013-14
Luol Deng, 2nd: 2011-12

JIMMY BUTLER, 2ND: 2013-14, 2014-15, 2015-16

NBA ALL-ROOKIE TEAM

Erwin Mueller, 1966-67 (1st)	Jay Williams, 2002-03 (2nd)
Clifford Ray, 1971-72 (1st)	Kirk Hinrich, 2003-04 (1st)
Scott May, 1976-77 (1st)	Luol Deng, 2004-05 (1st)
Reggie Theus, 1978-79 (1st)	Ben Gordon, 2004-05 (1st)
David Greenwood, 1979-80 (1st)	Tyrus Thomas, 2006-07 (2nd)
Quintin Dailey, 1982-83 (1st)	Derrick Rose, 2008-09 (1st)
Michael Jordan, 1984-85 (1st)	TAJ GIBSON, 2009-10 (1st)
Charles Oakley, 1985-86 (1st)	NIKOLA MIROTIĆ, 2014-15 (1st)
Tracey King, 1989-90 (2nd)	
Toni Kukoc, 1993-94 (2nd)	
Elton Brand, 1999-00 (1st)	

Ron Artest, 1999-00 (2nd)
Marcus Fizer, 2000-01 (2nd)



COACH OF THE MONTH AWARD

SEASON	COACH	DATE AWARDED
1987-88	Doug Collins	November, 1987
1991-92	Phil Jackson	January, 1992
1993-94	Phil Jackson	January, 1994
1995-96	Phil Jackson	January, 1996
1995-96	Phil Jackson	April, 1996
2004-05	Scott Skiles	January, 2005
2005-06	Scott Skiles	April, 2006
2010-11	Tom Thibodeau	January, 2011
2010-11	Tom Thibodeau	March, 2011
2010-11	Tom Thibodeau	April, 2011
2011-12	Tom Thibodeau	Dec. 2011/Jan. 2012
2011-12	Tom Thibodeau	March, 2012
2012-13	Tom Thibodeau	January, 2013

PLAYER OF THE MONTH AWARD

SEASON	PLAYER	DATE AWARDED
1986-87	Michael Jordan	November, 1986
1986-87	Michael Jordan	February, 1987
1987-88	Michael Jordan	November, 1987
1987-88	Michael Jordan	January, 1988
1988-89	Michael Jordan	December, 1988
1988-89	Michael Jordan	March, 1989
1989-90	Michael Jordan	December, 1989
1989-90	Michael Jordan	March, 1990
1990-91	Michael Jordan	March, 1991
1990-91	Michael Jordan	April, 1991
1991-92	Michael Jordan	March, 1992
1992-93	Michael Jordan	November, 1992
1993-94	Scottie Pippen	April, 1994
1995-96	Scottie Pippen	December, 1995
1995-96	Michael Jordan	January, 1996
1996-97	Michael Jordan	November, 1996
1997-98	Michael Jordan	December, 1997
1997-98	Michael Jordan	March, 1998
2009-10	Derrick Rose	April, 2010
2010-11	Derrick Rose	March, 2011
2014-15	JIMMY BUTLER	OCTOBER/NOVEMBER, 2014

ROOKIE OF THE MONTH AWARD

SEASON	PLAYER	DATE AWARDED
1984-85	Michael Jordan	November, 1984
1984-85	Michael Jordan	January, 1985
1984-85	Michael Jordan	March, 1985
1985-86	Charles Oakley	February, 1986
1999-2000	Elton Brand	January, 2000
1999-2000	Elton Brand	February, 2000
1999-2000	Elton Brand	April, 2000
2001-02	Trenton Hassell	February, 2002
2002-03	Jay Williams	December, 2002
2004-05	Ben Gordon	January, 2005
2004-05	Ben Gordon	February, 2005
2004-05	Ben Gordon	March, 2005
2008-09	Derrick Rose	November, 2008
2008-09	Derrick Rose	December, 2008
2008-09	Derrick Rose	March, 2009
2014-15	NIKOLA MIROTIĆ	DECEMBER, 2014
2014-15	NIKOLA MIROTIĆ	MARCH, 2015

PLAYER OF THE WEEK AWARD

SEASON	PLAYER	DATE AWARDED
1980-81	Artis Gilmore	Nov. 23, 1980
1981-82	Artis Gilmore	Dec. 13, 1981
1982-83	Reggie Theus	Nov. 7, 1982
1984-85	Orlando Woolridge	Dec. 9, 1984
1984-85	Michael Jordan	Jan. 20, 1985
1986-87	Michael Jordan	Nov. 9, 1986
1986-87	Michael Jordan	March 1, 1987
1986-87	Michael Jordan	April 12, 1987
1987-88	Michael Jordan	Jan. 24, 1988
1987-88	Michael Jordan	March 27, 1988
1987-88	Michael Jordan	April 3, 1988
1988-89	Michael Jordan	Nov. 20, 1988
1988-89	Michael Jordan	Jan. 15, 1989
1988-89	Michael Jordan	March 26, 1989
1988-89	Michael Jordan	April 2, 1989
1989-90	Michael Jordan	Dec. 10, 1989
1989-90	Michael Jordan	April 1, 1990
1990-91	Michael Jordan	Dec. 2, 1990
1990-91	Michael Jordan	Dec. 25, 1990
1991-92	Scottie Pippen	Dec. 29, 1991
1991-92	Michael Jordan	Jan. 12, 1992
1992-93	Michael Jordan	Nov. 22, 1992
1993-94	Scottie Pippen	Dec. 26, 1993
1993-94	Scottie Pippen	April 17, 1994
1995-96	Scottie Pippen	Dec. 17, 1995
1995-96	Michael Jordan	Dec. 24, 1995
1995-96	Michael Jordan	Jan. 21, 1996
1995-96	Michael Jordan	March 10, 1996
1996-97	Scottie Pippen	Feb. 23, 1997
1997-98	Michael Jordan	Nov. 23, 1997
1997-98	Michael Jordan	Dec. 21, 1997
1997-98	Michael Jordan	April 5, 1998
2005-06	Ben Gordon	April 16, 2006
2006-07	Ben Gordon	Jan. 28, 2007
2006-07	Ben Gordon	April 15, 2007
2008-09	Ben Gordon	April 13, 2009
2009-10	Derrick Rose	Jan. 4, 2010
2010-11	Derrick Rose	Nov. 15, 2010
2010-11	Derrick Rose	Jan. 17, 2011
2011-12	Derrick Rose	Jan. 16, 2012
2011-12	Derrick Rose	Mar. 5, 2012
2012-13	Carlos Boozer	Jan. 21, 2013
2012-13	Nate Robinson	Feb. 4, 2013
2014-15	JIMMY BUTLER	DEC. 29, 2014



HOME ATTENDANCE TOTALS FOR THE BULLS' 50 YEARS IN THE NBA

YEAR	TOTAL ATTENDANCE	AVERAGE PER GAME	YEAR	TOTAL ATTENDANCE	AVERAGE PER GAME
1966-67	171,793	4,772	1992-93	759,656	18,528
1967-68	131,165	3,975	1993-94	759,816	18,532
1968-69	151,608	3,790	1994-95	926,278	22,592
1969-70	331,668	10,050	1995-96	969,149	23,638
1970-71	414,857	10,118	1996-97	978,453	23,865
1971-72	435,282	10,617	1997-98	983,517	23,988*
1972-73	424,944	10,365	1998-99	560,012	22,400*
1973-74	334,183	8,151	1999-00	907,064	22,124*
1974-75	438,860	10,704	2000-01	888,654	21,674
1975-76	258,406	6,303	2001-02	776,311	18,934
1976-77	476,636	11,625	2002-03	804,303	19,617
1977-78	548,844	13,386	2003-04	809,177	19,736
1978-79	368,968	8,999	2004-05	828,384	20,204
1979-80	363,605	8,868	2005-06	868,720	21,188
1980-81	389,718	9,505	2006-07	912,364	22,253*
1981-82	369,611	9,015	2007-08	901,502	21,988
1982-83	301,050	7,343	2008-09	868,667	21,187
1983-84	260,950	6,365	2009-10	849,760	20,726*
1984-85	487,370	11,887	2010-11	893,462	21,792*
1985-86	469,226	11,445	2011-12	731,326	22,161*
1986-87	650,718	15,871	2012-13	896,944	21,877*
1987-88	740,482	18,061	2013-14	890,370	21,716*
1988-89	736,964	17,975	2014-15	896,525	21,866*
1989-90	754,564	18,404	2015-16	894,659	21,821*
1990-91	757,745	18,482	TOTALS (50)	32,426,259	648,526
1991-92	759,969	18,536			

* Led the NBA in attendance

TOP HOME CROWDS IN BULLS' HISTORY

ATTENDANCE	TEAM	DAY	DATE
24,544	Utah (PO)	Friday	June 13, 1997
24,544	Utah (PO)	Wednesday	June 4, 1997
24,544	Utah (PO)	Sunday	June 1, 1997
24,544	Miami (PO)	Wednesday	May 28, 1997
24,544	Miami (PO)	Thursday	May 22, 1997
24,544	Miami (PO)	Tuesday	May 20, 1997
24,544	Atlanta (PO)	Tuesday	May 13, 1997
24,544	Atlanta (PO)	Thursday	May 8, 1997
24,544	Seattle (PO)	Sunday	June 16, 1996
24,544	Seattle (PO)	Friday	June 7, 1996
24,544	Seattle (PO)	Wednesday	June 5, 1996
24,411	Orlando (PO)	Sunday	May 18, 1996
24,397	Atlanta (PO)	Tuesday	May 6, 1997
24,396	New York (PO)	Tuesday	May 14, 1996
24,395	Orlando (PO)	Tuesday	May 21, 1996
24,394	New York (PO)	Sunday	May 5, 1996
24,361	Utah	Sunday	Jan. 25, 1998
24,358	Orlando (PO)	Sunday	May 14, 1995
24,328	New York (PO)	Tuesday	May 7, 1996
24,322	Orlando (PO)	Thursday	May 18, 1995
24,281	Orlando (PO)	Friday	May 12, 1995
24,267	Washington (PO)	Sunday	April 27, 1997
24,247	Orlando	Friday	March 24, 1995
24,221	Charlotte (PO)	Thursday	May 4, 1995
24,209	Houston	Sunday	Jan. 18, 1998

(PO) - Playoffs



ATTENDANCE HIGHS & LOWS

(THE FOLLOWING REFLECTS THE LARGEST AND SMALLEST HOME CROWDS AGAINST EACH BULLS OPPONENT SINCE THE CLUB WAS ORGANIZED.)

TEAM	LARGEST	DATE	SMALLEST	DATE
Atlanta	24,207	02/13/98	1,105	12/17/68
Baltimore	13,747	03/20/70	1,388	01/01/68
Boston	23,944	03/23/98	2,742	01/02/68
Brooklyn	23,916	03/29/97	5,116	02/02/82
Buffalo	15,796	04/05/77	4,882	12/09/72
Capital	5,201	01/30/74	3,124	10/19/73
Charlotte Bobcats	22,074	04/02/05	19,251	11/02/05
Charlotte Hornets	23,967	01/21/98	9,544	02/13/02
Cincinnati	15,130	02/06/72	2,617	12/26/68
Cleveland	23,955	04/04/97	3,518	03/20/84
Dallas	23,854	03/25/97	7,836	01/23/81
Denver	23,874	02/18/97	4,913	01/26/84
Detroit	24,139	02/15/98	1,357	12/10/68
Golden State	23,917	02/22/97	5,089	02/11/84
Houston	24,209	01/18/98	3,617	10/26/73
Indiana	24,131	02/17/98	4,132	02/15/83
Kansas City	18,129	03/18/77	3,396	04/12/83
L.A. Clippers	23,904	12/23/97	7,626	03/08/85
L.A. Lakers	24,192	12/17/97	1,077	01/29/67
Memphis	22,763	01/01/12	16,237	12/26/01
Miami	24,182	12/25/97	15,058	01/22/02
Milwaukee	24,041	12/05/97	1,006	12/19/68
Minnesota	23,985	04/03/98	15,109	11/11/94
N.O. Jazz	13,286	11/29/77	4,023	01/06/76
N.O. Hornets	22,217	03/18/05	16,823	12/03/02
N.O. Pelicans	21,615	12/02/13	21,615	12/02/13
N.Y. Knicks	24,182	04/18/98	1,815	01/07/69
N.Y. Nets	5,266	01/04/77	5,126	02/15/77
Oklahoma City	22,261	03/17/14	18,838	01/04/10
Orlando	24,247	03/24/95	13,023	12/05/01
Philadelphia	24,196	11/01/97	1,412	12/05/68
Phoenix	23,927	01/28/96	3,107	01/04/69
Portland	23,841	02/24/97	4,815	01/20/74
Sacramento	23,914	02/28/98	8,823	12/14/85
San Antonio	23,868	11/03/97	5,193	02/08/77
San Diego Rockets	16,282	11/28/69	1,157	12/03/68
San Diego Clippers	12,412	10/20/78	4,748	02/14/84
San Francisco	12,080	11/17/70	1,149	10/19/67
Seattle	24,112	01/13/98	891	11/07/68
St. Louis	4,389	01/25/86	1,926	03/14/67
Washington	23,969	04/07/98	3,962	12/23/83
Utah	24,361	01/25/98	4,322	02/21/84
Toronto	23,913	01/25/97	16,111	12/18/02
Vancouver	24,023	03/20/98	19,193	11/30/95



FRONT OFFICE
BASKETBALL OPS.
PLAYERS
THE NBA
OPPONENTS
2015-16 SEASON
RECORDS
PLAYOFFS
HISTORY
COMMUNITY
MEDIA

MOST CONSECUTIVE FREE THROWS MADE BY A PLAYER IN A GAME

ATTEMPTS	MADE	PLAYER	GAME	LOCATION	DATE
23	23	Dominique Wilkins	ATL vs. CHI	ATL	12/08/92
19	19	Adrian Dantley	DET vs. CHI	DET (OT)	12/15/87
17	17	Adrian Dantley	UTA vs. CHI	UTA	02/05/80
16	16	Chet Walker	CHI vs. DET	CHI (OT)	02/19/71
16	16	Reggie Theus	CHI vs. SD	CHI	01/04/80
16	16	Moses Malone	PHI vs. CHI	CHI	02/25/86
15	15	Quintin Dailey	CHI vs. ATL	ATL	02/01/84
15	15	Michael Jordan	CHI vs. NJN	CHI	01/01/87

SHORTEST GAME

1:42	CHI 105 vs. HOU 91	12/02/78
------	--------------------	----------

LONGEST GAME REGULATION

2:48	CHI 107 vs. DET 102	02/10/09 (Johnny "Red" Kerr Night)	2:40	CHI 97 at NOH 100	03/03/04
2:41	CHI 93 at MIA 97	01/29/12	2:40	CHI 95 at OKC 106	10/27/10
2:41	CHI 116 at PHX 103	02/11/07	2:40	CHI 88 at DAL 63	11/19/10
2:40	HOU 116 vs. CHI 110	11/29/83	2:40	CHI 101 vs. MIA 97	03/27/13

LONGEST GAME OVERTIME

3:24	CHI 156 at POR 155 (4 OT)	03/16/84
3:24	CHI 144 vs. DET 148 (4 OT)	12/18/15

CHICAGO GAMES CANCELED

	OPPONENT	LOCATION	REASON	REPLAYED
01/26/67	DET	DET	Snow	03/15/67
01/20/78	CLE	CHI	Snow	02/20/67
01/27/78	WAS	CHI	Snow	03/16/78
01/16/79	PHI	CHI	Snow	02/01/79
02/20/86	POR	CHI	Fog	02/21/86
01/12/00	CHA	CHA	Death of Bobby Phills	03/05/00
12/26/12	IND	IND	Snow	02/04/13

BULLS FOUR-POINT PLAYS

Sam Smith	at MIL	10/21/79	Ben Gordon	at MIL	04/14/08
Kyle Macy	at IND	11/19/85	Ben Gordon	at DEN	11/23/08
Craig Hodges	at SEA	03/25/89	Ben Gordon	vs. LAC	12/17/08
John Paxson	at BOS	03/31/91	Andrés Nocioni	at BOS	12/19/08
Scottie Pippen	vs. MIA	02/16/94	Ben Gordon	at DET	02/10/09
Scottie Pippen	vs. ATL	03/08/94	Derrick Rose	vs. LAC	12/18/10
Pete Myers	vs. ATL	03/08/94	Derrick Rose	at IND	01/14/11
Michael Jordan	at MIN	02/16/96	Derrick Rose	at NYK	04/08/12
Michael Jordan	at MIN	02/27/96	Marco Belinelli	at IND	02/04/13
Toni Kukoc	vs. MIL	03/05/96	Marco Belinelli	vs. UTA	03/08/13
Ron Harper	at NYK (PO)	05/12/96	Nate Robinson	vs. DEN	03/18/13
Toni Kukoc	at SEA (PO)	06/05/96	Daequan Cook	vs. DET	03/31/13
Ron Harper	vs. CHA	12/14/96	JIMMY BUTLER	AT MIA	04/14/13
Michael Jordan	vs. CHA	12/14/96	JIMMY BUTLER	AT IND	11/16/13
Ron Harper	vs. GSW	02/22/97	D.J. Augustin	at OKC	12/19/13
Toni Kukoc	vs. GSW	02/22/97	Kirk Hinrich	at NYK	10/29/14
Michael Jordan	vs. SAC	02/28/97	JIMMY BUTLER	VS. TOR	12/22/14
Michael Jordan	vs. NJN	03/29/97	Aaron Brooks	vs. SAS	01/22/15
Jalen Rose	vs. ATL	03/18/03	Aaron Brooks	vs. MIA	01/25/15
Eric Piatkowski	at SAC	11/16/04	JIMMY BUTLER	AT BKN	10/28/15
Ben Gordon	vs. DET	12/03/05	DOUG MCDERMOTT	AT PHI	11/09/15
Ben Gordon	vs. DET	01/06/07	DOUG MCDERMOTT	VS. WAS	01/11/16
Chris Duhon	vs. ATL	02/20/07	DOUG MCDERMOTT	AT TOR	03/14/16
Andrés Nocioni	vs. MIA (PO)	04/24/07	JIMMY BUTLER	VS. ATL	03/28/16
Ben Gordon	vs. CHA	12/01/07	Justin Holiday	at MEM	04/05/16
Kirk Hinrich	vs. DAL	12/03/07			

**OPPONENT FOUR-POINT PLAYS**

Trent Tucker	vs. NYK (PO)	05/19/89	Ray Allen	at BOS	11/05/10
Bill Laimbeer	at DET	04/12/93	Kirk Hinrich	vs. ATL	03/11/11
David Wesley	vs. BOS	04/01/97	Vince Carter	vs. PHX	04/05/11
Clifford Robinson	vs. PHX	12/11/00	James Harden	at HOU	11/21/12
Michael Redd	at MIL	11/13/02	Manu Ginobili	at SAS	03/06/13
Morris Peterson	vs. TOR	12/18/02	George Hill	vs. IND	03/23/13
Steve Smith	vs. NO	12/06/03	Dirk Nowitzki	vs. DAL	12/28/13
Chauncey Billups	at DET	12/22/04	Jae Crowder	vs. DAL	12/28/13
Dirk Nowitzki	at DAL	02/08/05	DeMarre Carroll	vs. ATL	02/25/14
Allen Iverson	vs. PHI	04/08/06	Donald Sloan	vs. IND	11/15/14
Raja Bell	at PHX	02/11/07	Kyle Korver	vs. ATL	01/17/15
Tim Thomas	at LAC	11/17/07	Devin Harris	at DAL	01/23/15
James Jones	vs. POR	01/03/08	C.J. Miles	vs. IND	11/16/15
Stephen Jackson	at GSW	02/07/08	C.J. Miles	at IND	11/27/15
Damon Jones	vs. CLE	03/06/08	Nicolas Batum	vs. CHA	12/05/15
Richard Jefferson	at MIL	02/18/09	Gary Neal	vs. WAS	01/11/16
Troy Murphy	at IND	02/22/09	James Harden	vs. HOU	03/05/16

MOST CONSECUTIVE GAMES IN CHICAGO UNIFORM

446	B.J. Armstrong	02/08/90 at DEN - 04/23/95 at MIL
-----	----------------	-----------------------------------

FIVE BULLS WITH 20 OR MORE POINTS IN A GAME

01/08/70	vs. PHX	Bob Love (34), Clem Haskins (24), Bob Weiss (24), Tom Boerwinkle (22) and Chet Walker (21)
----------	---------	--

THREE BULLS WITH 30 OR MORE POINTS IN A GAME

12/12/96	vs. LAL	Scottie Pippen (35), Toni Kukoc (31) and Michael Jordan (30)
12/18/15	vs. DET (4 OT)	Jimmy Butler (43), Derrick Rose (34) and Pau Gasol (30)

TWO BULLS WITH 40 OR MORE POINTS IN A GAME

02/18/96	at IND	Michael Jordan (44) and Scottie Pippen (40)
----------	--------	---

LARGEST COMEBACKS TO WIN A GAME

26 points	vs. NYK	02/23/73
Trailed 31-57 (0:33 in 2nd quarter)		Won 84-83
25 points	vs. CHA	11/02/05
Trailed 45-70 (8:38 in 3rd quarter)		Won 109-105 (OT)

LARGEST LEADS

61 points	vs. HOU	02/01/83
51 points	vs. PHI	12/21/10

LARGEST LEAD LOST

35 points	vs. SAC	12/21/09
Led 79-44 (8:50 in 3rd quarter)		Lost 98-102



PLAYOFF RECORDS



**1966-1967****WESTERN DIVISION SEMIFINALS (0-3)**

03/21/67	St. Louis 114 - Chicago 110	A	4,704
03/23/67	St. Louis 113 - Chicago 107 (Coliseum)	H	3,739
03/25/67	St. Louis 119 - Chicago 106	A	7,018

1967-1968**WESTERN DIVISION SEMIFINALS (1-4)**

03/24/68	L.A. Lakers 109 - Chicago 101	A	7,352
03/25/68	L.A. Lakers 111 - Chicago 106	A	8,158
03/27/68	Chicago 104 - L.A. Lakers 98	H	3,456
03/29/68	L.A. Lakers 93 - Chicago 87	H	5,678
03/31/68	L.A. Lakers 122 - Chicago 99	A	12,108

1969-1970**WESTERN DIVISION SEMIFINALS (1-4)**

03/25/70	Atlanta 129 - Chicago 111	A	6,427
03/28/70	Atlanta 124 - Chicago 104	A	7,195
03/31/70	Atlanta 106 - Chicago 101	H	8,898
04/03/70	Chicago 131 - Atlanta 120	H	7,584
04/05/70	Atlanta 113 - Chicago 107	A	4,996

1970-1971**WESTERN CONFERENCE SEMIFINALS (3-4)**

03/24/71	L.A. Lakers 100 - Chicago 99	A	10,726
03/26/71	L.A. Lakers 105 - Chicago 95	A	13,469
03/28/71	Chicago 106 - L.A. Lakers 98	H	10,101
03/30/71	Chicago 112 - L.A. Lakers 102	H	18,650
04/01/71	L.A. Lakers 115 - Chicago 89	A	13,935
04/04/71	Chicago 113 - L.A. Lakers 99	H	14,211
04/06/71	L.A. Lakers 109 - Chicago 98	A	17,505

1971-1972**WESTERN CONFERENCE SEMIFINALS (0-4)**

03/28/72	L.A. Lakers 95 - Chicago 80	A	17,505
03/30/72	L.A. Lakers 131 - Chicago 124	A	17,505
04/02/72	L.A. Lakers 108 - Chicago 101	H	17,805
04/04/72	L.A. Lakers 108 - Chicago 97	H	18,847

1972-1973**WESTERN CONFERENCE SEMIFINALS (3-4)**

03/30/73	L.A. Lakers 107 - Chicago 104	A	16,341
04/01/73	L.A. Lakers 108 - Chicago 93	A	17,316
04/06/73	Chicago 96 - L.A. Lakers 86	H	14,606
04/08/73	Chicago 98 - L.A. Lakers 94	H	14,181
04/10/73	L.A. Lakers 123 - Chicago 102	A	17,505
04/13/73	Chicago 101 - L.A. Lakers 93	H	18,096
04/15/73	L.A. Lakers 95 - Chicago 92	A	17,505

1973-1974**WESTERN CONFERENCE SEMIFINALS (4-3)**

03/30/74	Detroit 97 - Chicago 88	H	10,711
04/01/74	Chicago 108 - Detroit 103	A	11,499
04/05/74	Chicago 84 - Detroit 83	H	17,634
04/07/74	Detroit 102 - Chicago 87	A	11,287
04/09/74	Chicago 98 - Detroit 94	H	14,236
04/11/74	Detroit 92 - Chicago 88	A	11,134
04/13/74	Chicago 96 - Detroit 94	H	13,333

WESTERN CONFERENCE FINALS (0-4)

04/16/74	Milwaukee 101 - Chicago 85	A	10,938
04/18/74	Milwaukee 113 - Chicago 111	H	17,787
04/20/74	Milwaukee 113 - Chicago 90	A	10,938
04/22/74	Milwaukee 115 - Chicago 99	H	12,762

1974-1975**WESTERN CONFERENCE SEMIFINALS (4-2)**

04/09/75	Chicago 95 - KC-Omaha 89	H	15,433
04/13/75	KC-Omaha 102 - Chicago 95	A	11,378
04/16/75	Chicago 93 - KC-Omaha 90	H	18,347
04/18/75	KC-Omaha 104 - Chicago 100 (OT)	A	14,945
04/20/75	Chicago 104 - KC-Omaha 77	H	16,247
04/23/75	Chicago 101 - KC-Omaha 89	A	12,445

WESTERN CONFERENCE FINALS (3-4)

04/27/75	Golden State 107 - Chicago 89	A	12,787
04/30/75	Chicago 90 - Golden State 89	H	18,533
05/04/75	Chicago 108 - Golden State 101	H	19,128
05/06/75	Golden State 111 - Chicago 106	A	12,787
05/08/75	Chicago 89 - Golden State 79	A	12,787
05/11/75	Golden State 86 - Chicago 72	H	19,594
05/14/75	Golden State 83 - Chicago 79	A	12,787

1976-1977**WESTERN CONFERENCE FIRST ROUND (1-2)**

04/12/77	Portland 96 - Chicago 83	A	12,774
04/15/77	Chicago 107 - Portland 104	H	20,000
04/17/77	Portland 106 - Chicago 98	A	12,520

1980-1981**EASTERN CONFERENCE FIRST ROUND (2-0)**

03/31/81	Chicago 90 - New York 80	A	14,822
04/03/81	Chicago 115 - New York 114 (OT)	H	19,901

EASTERN CONFERENCE SEMIFINALS (0-4)

04/05/81	Boston 121 - Chicago 109	A	15,320
04/07/81	Boston 106 - Chicago 97	A	15,320
04/10/81	Boston 113 - Chicago 107	H	19,935
04/12/81	Boston 109 - Chicago 103	H	18,249

1984-1985**EASTERN CONFERENCE FIRST ROUND (1-3)**

04/19/85	Milwaukee 109 - Chicago 100	A	11,052
04/21/85	Milwaukee 122 - Chicago 115	A	11,052
04/24/85	Chicago 109 - Milwaukee 107	H	17,225
04/26/85	Milwaukee 105 - Chicago 97	H	17,787

1985-1986**EASTERN CONFERENCE FIRST ROUND (0-3)**

04/17/86	Boston 123 - Chicago 104	A	14,890
04/20/86	Boston 135 - Chicago 131 (2 OT)	A	14,890
04/22/86	Boston 122 - Chicago 104	H	18,968

1986-1987**EASTERN CONFERENCE FIRST ROUND (0-3)**

04/23/87	Boston 108 - Chicago 104	A	14,890
04/26/87	Boston 105 - Chicago 96	A	14,890
04/28/87	Boston 105 - Chicago 94	H	18,122

1987-1988**EASTERN CONFERENCE FIRST ROUND (3-2)**

04/28/88	Chicago 104 - Cleveland 93	H	18,676
05/01/88	Chicago 106 - Cleveland 101	H	18,645
05/03/88	Cleveland 110 - Chicago 102	A	20,068
05/05/88	Cleveland 97 - Chicago 91	A	20,026
05/08/88	Chicago 107 - Cleveland 101	H	18,008

EASTERN CONFERENCE SEMIFINALS (1-4)

05/10/88	Detroit 93 - Chicago 82	A	18,312
05/12/88	Chicago 105 - Detroit 95	A	20,281
05/14/88	Detroit 101 - Chicago 79	H	18,676
05/15/88	Detroit 96 - Chicago 77	H	18,676
05/18/88	Detroit 102 - Chicago 95	A	21,371

**1988-1989****EASTERN CONFERENCE FIRST ROUND (3-2)**

04/28/89	Chicago 95 - Cleveland 88	A	19,312
04/30/89	Cleveland 96 - Chicago 88	A	20,273
05/03/89	Chicago 101 - Cleveland 94	H	17,721
05/05/89	Cleveland 108 - Chicago 105 (OT)	H	18,264
05/07/89	Chicago 101 - Cleveland 100	A	20,273

EASTERN CONFERENCE SEMIFINALS (4-2)

05/09/89	Chicago 120 - New York 109 (OT)	A	19,591
05/11/89	New York 114 - Chicago 97	A	19,591
05/13/89	Chicago 111 - New York 88	H	18,599
05/14/89	Chicago 106 - New York 93	H	18,637
05/16/89	New York 121 - Chicago 114	A	19,591
05/19/89	Chicago 113 - New York 111	H	18,676

EASTERN CONFERENCE FINALS (2-4)

05/21/89	Chicago 94 - Detroit 88	A	21,454
05/23/89	Detroit 100 - Chicago 91	A	21,454
05/27/89	Chicago 99 - Detroit 97	H	18,676
05/29/89	Detroit 86 - Chicago 80	H	18,676
05/31/89	Detroit 94 - Chicago 85	A	21,454
06/02/89	Detroit 103 - Chicago 94	H	18,676

1989-1990**EASTERN CONFERENCE FIRST ROUND (3-1)**

04/27/90	Chicago 111 - Milwaukee 97	H	18,676
04/29/90	Chicago 109 - Milwaukee 102	H	18,676
05/01/90	Milwaukee 119 - Chicago 112	A	18,575
05/03/90	Chicago 110 - Milwaukee 86	A	18,633

EASTERN CONFERENCE SEMIFINALS (4-1)

05/07/90	Chicago 96 - Philadelphia 85	H	18,676
05/09/90	Chicago 101 - Philadelphia 96	H	18,676
05/11/90	Philadelphia 118 - Chicago 112	A	18,168
05/13/90	Chicago 111 - Philadelphia 101	A	18,168
05/16/90	Chicago 117 - Philadelphia 99	H	18,676

EASTERN CONFERENCE FINALS (3-4)

05/20/90	Detroit 86 - Chicago 77	A	21,454
05/22/90	Detroit 102 - Chicago 93	A	21,454
05/26/90	Chicago 107 - Detroit 102	H	18,676
05/28/90	Chicago 108 - Detroit 101	H	18,676
05/30/90	Detroit 97 - Chicago 83	A	21,454
06/01/90	Chicago 109 - Detroit 91	H	18,676
06/03/90	Detroit 93 - Chicago 74	A	21,454

1990-1991**EASTERN CONFERENCE FIRST ROUND (3-0)**

04/25/91	Chicago 126 - New York 85	H	18,676
04/28/91	Chicago 89 - New York 79	H	18,676
04/30/91	Chicago 103 - New York 94	A	18,021

EASTERN CONFERENCE SEMIFINALS (4-1)

05/04/91	Chicago 105 - Philadelphia 92	H	18,676
05/06/91	Chicago 112 - Philadelphia 100	H	18,676
05/10/91	Philadelphia 99 - Chicago 97	A	18,168
05/12/91	Chicago 101 - Philadelphia 85	A	17,514
05/14/91	Chicago 100 - Philadelphia 95	H	18,676

EASTERN CONFERENCE FINALS (4-0)

05/19/91	Chicago 94 - Detroit 83	H	18,676
05/21/91	Chicago 105 - Detroit 97	H	18,676
05/25/91	Chicago 113 - Detroit 107	A	21,454
05/27/91	Chicago 115 - Detroit 94	A	21,454

NBA FINALS (4-1)

06/02/91	L.A. Lakers 93 - Chicago 91	H	18,676
06/05/91	Chicago 107 - L.A. Lakers 86	H	18,676
06/07/91	Chicago 104 - L.A. Lakers 96 (OT)	A	17,505
06/09/91	Chicago 97 - L.A. Lakers 82	A	17,505
06/12/91	Chicago 108 - L.A. Lakers 101	A	17,505

1991-1992**EASTERN CONFERENCE FIRST ROUND (3-0)**

04/24/92	Chicago 113 - Miami 94	H	18,676
04/26/92	Chicago 120 - Miami 90	H	18,676
04/29/92	Chicago 119 - Miami 114	A	15,008

EASTERN CONFERENCE SEMIFINALS (4-3)

05/05/92	New York 94 - Chicago 89	H	18,676
05/07/92	Chicago 86 - New York 78	H	18,676
05/09/92	Chicago 94 - New York 86	A	19,763
05/10/92	New York 93 - Chicago 86	A	19,763
05/12/92	Chicago 96 - New York 88	H	18,676
05/14/92	New York 100 - Chicago 86	A	19,763
05/17/92	Chicago 110 - New York 81	H	18,676

EASTERN CONFERENCE FINALS (4-2)

05/19/92	Chicago 103 - Cleveland 89	H	18,676
05/21/92	Cleveland 107 - Chicago 81	H	18,676
05/23/92	Chicago 105 - Cleveland 96	A	20,273
05/25/92	Cleveland 99 - Chicago 85	A	20,273
05/27/92	Chicago 112 - Cleveland 89	H	18,676
05/29/92	Chicago 99 - Cleveland 94	A	20,273

NBA FINALS (4-2)

06/03/92	Chicago 122 - Portland 89	H	18,676
06/05/92	Portland 115 - Chicago 104 (OT)	H	18,676
06/07/92	Chicago 94 - Portland 84	A	12,888
06/10/92	Portland 93 - Chicago 88	A	12,888
06/12/92	Chicago 119 - Portland 106	A	12,888
06/14/92	Chicago 97 - Portland 93	H	18,676

1992-1993**EASTERN CONFERENCE FIRST ROUND (3-0)**

04/30/93	Chicago 114 - Atlanta 90	H	18,676
05/02/93	Chicago 117 - Atlanta 102	H	18,676
05/04/93	Chicago 98 - Atlanta 88	A	15,141

EASTERN CONFERENCE SEMIFINALS (4-0)

05/11/93	Chicago 91 - Cleveland 84	H	18,676
05/13/93	Chicago 104 - Cleveland 85	H	18,676
05/15/93	Chicago 96 - Cleveland 90	A	20,273
05/17/93	Chicago 103 - Cleveland 101	A	20,273

EASTERN CONFERENCE FINALS (4-2)

05/23/93	New York 98 - Chicago 90	A	19,763
05/25/93	New York 96 - Chicago 91	A	19,763
05/29/93	Chicago 103 - New York 83	H	18,676
05/31/93	Chicago 105 - New York 95	H	18,676
06/02/93	Chicago 97 - New York 94	A	19,763
06/04/93	Chicago 96 - New York 88	H	18,676

NBA FINALS (4-2)

06/09/93	Chicago 100 - Phoenix 92	A	19,023
06/11/93	Chicago 111 - Phoenix 108	A	19,023
06/13/93	Phoenix 129 - Chicago 121 (3 OT)	H	18,676
06/16/93	Chicago 111 - Phoenix 105	H	18,676
06/18/93	Phoenix 108 - Chicago 98	H	18,676
(Jordan's last game at Chicago Stadium)			
06/20/93	Chicago 99 - Phoenix 98	A	19,023

1993-1994**EASTERN CONFERENCE FIRST ROUND (3-0)**

04/29/94	Chicago 104 - Cleveland 96	H	18,676
05/01/94	Chicago 105 - Cleveland 96	H	18,676
05/03/94	Chicago 95 - Cleveland 92 (OT)	A	17,778

EASTERN CONFERENCE SEMIFINALS (3-4)

05/08/94	New York 90 - Chicago 86	A	19,763
05/11/94	New York 96 - Chicago 91	A	19,763
05/13/94	Chicago 104 - New York 102	H	18,676
05/15/94	Chicago 95 - New York 83	H	18,676
05/18/94	New York 87 - Chicago 86	A	19,763
05/20/94	Chicago 93 - New York 79	H	18,676
05/22/94	New York 87 - Chicago 77	A	19,763



1994-1995

EASTERN CONFERENCE FIRST ROUND (3-1)

04/28/95	Chicago 108 - Charlotte 100 (OT)	A	23,859
04/30/95	Charlotte 106 - Chicago 89	A	23,859
05/02/95	Chicago 103 - Charlotte 80	H	24,114
05/04/95	Chicago 85 - Charlotte 84	H	24,221

EASTERN CONFERENCE SEMIFINALS (2-4)

05/07/95	Orlando 94 - Chicago 91	A	16,010
05/10/95	Chicago 104 - Orlando 94	A	16,010
05/12/95	Orlando 110 - Chicago 101	H	24,281
05/14/95	Chicago 106 - Orlando 95	H	24,281
05/16/95	Orlando 103 - Chicago 95	A	16,010
05/18/95	Orlando 108 - Chicago 102	H	24,322

1995-1996

EASTERN CONFERENCE FIRST ROUND (3-0)

04/26/96	Chicago 102 - Miami 85	H	24,104
04/28/96	Chicago 106 - Miami 75	H	24,202
05/01/96	Chicago 112 - Miami 91	A	15,200

EASTERN CONFERENCE SEMIFINALS (4-1)

05/05/96	Chicago 91 - New York 84	H	24,394
05/07/96	Chicago 91 - New York 80	H	24,328
05/11/96	New York 102 - Chicago 99 (OT)	A	19,763
05/12/96	Chicago 94 - New York 91	A	19,763
05/14/96	Chicago 94 - New York 81	H	24,396

EASTERN CONFERENCE FINALS (4-0)

05/19/96	Chicago 121 - Orlando 83	H	24,411
05/21/96	Chicago 93 - Orlando 88	H	24,395
05/25/96	Chicago 86 - Orlando 67	A	17,248
05/27/96	Chicago 106 - Orlando 101	A	17,248

NBA FINALS (4-2)

06/05/96	Chicago 107 - Seattle 90	H	24,544
06/07/96	Chicago 92 - Seattle 88	H	24,544
06/09/96	Chicago 108 - Seattle 86	A	17,072
06/12/96	Seattle 107 - Chicago 86	A	17,072
06/14/96	Seattle 89 - Chicago 78	A	17,072
06/16/96	Chicago 87 - Seattle 75	H	24,544

1996-1997

EASTERN CONFERENCE FIRST ROUND (3-0)

04/25/97	Chicago 98 - Washington 86	H	24,122
04/27/97	Chicago 109 - Washington 104	H	24,267
04/30/97	Chicago 96 - Washington 95	A	18,756

EASTERN CONFERENCE SEMIFINALS (4-1)

05/06/97	Chicago 100 - Atlanta 97	H	24,397
05/08/97	Atlanta 103 - Chicago 95	H	24,544
05/10/97	Chicago 100 - Atlanta 80	A	16,378
05/11/97	Chicago 89 - Atlanta 80	A	16,378
05/13/97	Chicago 107 - Atlanta 92	H	24,544

EASTERN CONFERENCE FINALS (4-1)

05/20/97	Chicago 84 - Miami 77	H	24,544
05/22/97	Chicago 75 - Miami 68	H	24,544
05/24/97	Chicago 98 - Miami 74	A	14,720
05/26/97	Miami 87 - Chicago 80	A	14,720
05/28/97	Chicago 100 - Miami 87	H	24,544

NBA FINALS (4-2)

06/01/97	Chicago 84 - Utah 82	H	24,544
06/04/97	Chicago 97 - Utah 85	H	24,544
06/06/97	Utah 104 - Chicago 93	A	19,911
06/08/97	Utah 78 - Chicago 73	A	19,911
06/11/97	Chicago 90 - Utah 88	A	19,911
06/13/97	Chicago 90 - Utah 86	H	24,544

1997-1998

EASTERN CONFERENCE FIRST ROUND (3-0)

04/24/98	Chicago 96 - New Jersey 93 (OT)	H	23,844
04/26/98	Chicago 96 - New Jersey 91	H	23,844
04/29/98	Chicago 116 - New Jersey 101	A	19,889

EASTERN CONFERENCE SEMIFINALS (4-1)

05/03/98	Chicago 83 - Charlotte 70	H	23,844
05/06/98	Charlotte 78 - Chicago 76	H	23,844
05/08/98	Chicago 103 - Charlotte 89	A	23,799
05/10/98	Chicago 94 - Charlotte 80	A	23,799
05/13/98	Chicago 93 - Charlotte 84	H	23,844

EASTERN CONFERENCE FINALS (4-3)

05/17/98	Chicago 85 - Indiana 79	H	23,844
05/19/98	Chicago 104 - Indiana 98	H	23,844
05/23/98	Indiana 107 - Chicago 105	A	16,576
05/25/98	Indiana 96 - Chicago 94	A	16,560
05/27/98	Chicago 106 - Indiana 87	H	23,844
05/29/98	Indiana 92 - Chicago 89	A	16,566
05/31/98	Chicago 88 - Indiana 83	H	23,844

NBA FINALS (4-2)

06/03/98	Utah 88 - Chicago 85 (OT)	A	19,911
06/05/98	Chicago 93 - Utah 88	A	19,911
06/07/98	Chicago 96 - Utah 54	H	23,844
06/10/98	Chicago 86 - Utah 82	H	23,844
06/12/98	Utah 83 - Chicago 81	H	23,844
06/14/98	Chicago 87 - Utah 86	A	19,911

2004-2005

EASTERN CONFERENCE FIRST ROUND (2-4)

04/24/05	Chicago 103 - Washington 94	H	22,655
04/27/05	Chicago 113 - Washington 103	H	22,605
04/30/05	Washington 117 - Chicago 99	A	20,173
05/02/05	Washington 106 - Chicago 99	A	20,173
05/04/05	Washington 112 - Chicago 110	H	22,250
05/06/05	Washington 94 - Chicago 91	A	20,173

2005-2006

EASTERN CONFERENCE FIRST ROUND (2-4)

04/22/06	Miami 111 - Chicago 106	A	20,288
04/24/06	Miami 115 - Chicago 108	A	20,214
04/27/06	Chicago 109 - Miami 90	H	22,133
04/30/06	Chicago 93 - Miami 87	H	22,361
05/02/06	Miami 92 - Chicago 78	A	20,287
05/04/06	Miami 116 - Chicago 96	H	22,584

2006-2007

EASTERN CONFERENCE FIRST ROUND (4-0)

04/21/07	Chicago 96 - Miami 91	H	22,183
04/24/07	Chicago 107 - Miami 89	H	23,097
04/27/07	Chicago 104 - Miami 96	A	20,280
04/29/07	Chicago 92 - Miami 79	A	20,283

EASTERN CONFERENCE SEMIFINALS (2-4)

05/05/07	Detroit 95 - Chicago 69	A	22,076
05/07/07	Detroit 108 - Chicago 87	A	22,076
05/10/07	Detroit 81 - Chicago 74	H	23,462
05/13/07	Chicago 102 - Detroit 87	H	23,099
05/15/07	Chicago 108 - Detroit 92	A	22,076
05/17/07	Detroit 95 - Chicago 85	H	23,030

**2008-2009****EASTERN CONFERENCE FIRST ROUND (3-4)**

04/18/09	Chicago 105, Boston 103 (OT)	A	18,624
04/20/09	Boston 118, Chicago 115	A	18,624
04/23/09	Boston 107, Chicago 86	H	23,072
04/26/09	Chicago 121, Boston 118 (2 OT)	H	23,067
04/28/09	Boston 106, Chicago 104 (OT)	A	18,624
04/30/09	Chicago 128, Boston 127 (3 OT)	H	23,430
05/02/09	Boston 109, Chicago 99	A	18,624

2009-2010**EASTERN CONFERENCE FIRST ROUND (1-4)**

04/17/10	Cleveland 96, Chicago 83	A	20,562
04/19/10	Cleveland 112, Chicago 102	A	20,562
04/22/10	Chicago 108, Cleveland 106	H	22,991
04/25/10	Cleveland 121, Chicago 98	H	23,058
04/27/10	Cleveland 96, Chicago 94	A	20,562

2010-2011**EASTERN CONFERENCE FIRST ROUND (4-1)**

04/16/11	Chicago 104, Indiana 99	H	22,986
04/18/11	Chicago 96, Indiana 90	H	22,480
04/21/11	Chicago 88, Indiana 84	A	18,165
04/23/11	Indiana 89, Chicago 84	A	18,165
04/26/11	Chicago 116, Indiana 89	H	22,822

EASTERN CONFERENCE SEMIFINALS (4-2)

05/02/11	Atlanta 103, Chicago 95	H	22,890
05/04/11	Chicago 86, Atlanta 73	H	22,872
05/06/11	Chicago 99, Atlanta 82	A	19,521
05/08/11	Atlanta 100, Chicago 88	A	19,263
05/10/11	Chicago 95, Atlanta 83	H	22,980
05/12/11	Chicago 93, Atlanta 73	A	19,378

EASTERN CONFERENCE FINALS (1-4)

05/15/11	Chicago 103, Miami 82	H	22,874
05/18/11	Miami 85, Chicago 75	H	23,007
05/22/11	Miami 96, Chicago 85	A	20,123
05/24/11	Miami 101, Chicago 93 (OT)	A	20,125
05/26/11	Miami 83, Chicago 80	H	23,057

2011-2012**EASTERN CONFERENCE FIRST ROUND (2-4)**

04/28/12	Chicago 103, Philadelphia 91	H	21,943
05/01/12	Philadelphia 109, Chicago 92	H	22,067
05/04/12	Philadelphia 79, Chicago 74	A	20,381
05/06/12	Philadelphia 89, Chicago 82	A	20,412
05/08/12	Chicago 77, Philadelphia 69	H	22,093
05/10/12	Philadelphia 79, Chicago 78	A	20,362

2012-2013**EASTERN CONFERENCE FIRST ROUND (4-3)**

04/20/13	Brooklyn 106, Chicago 89	A	17,732
04/22/13	Chicago 90, Brooklyn 82	A	17,732
04/25/13	Chicago 79, Brooklyn 76	H	21,672
04/27/13	Chicago 142, Brooklyn 134 (3 OT)	H	21,758
04/29/13	Brooklyn 110, Chicago 91	A	17,732
05/02/13	Brooklyn 95, Chicago 92	H	21,810
05/04/13	Chicago 99, Brooklyn 93	A	17,732

EASTERN CONFERENCE SEMIFINALS (1-4)

05/06/13	Chicago 93, Miami 86	A	19,685
05/08/13	Miami 115, Chicago 78	A	19,817
05/10/13	Miami 104, Chicago 94	H	22,675
05/13/13	Miami 88, Chicago 65	H	21,990
05/15/13	Miami 94, Chicago 88	A	20,025

2013-2014**EASTERN CONFERENCE FIRST ROUND (1-4)**

04/20/14	Washington 102, Chicago 93	H	21,694
04/22/14	Washington 101, Chicago 99 (OT)	H	21,663
04/25/14	Chicago 100, Washington 97	A	23,356
04/27/14	Washington 98, Chicago 89	A	20,356
04/29/14	Washington 75, Chicago 69	H	21,752

2014-2015**EASTERN CONFERENCE FIRST ROUND (4-2)**

04/18/15	Milwaukee 91, Chicago 103	H	21,812
04/20/15	Milwaukee 82, Chicago 91	H	21,661
04/23/15	Chicago 113, Milwaukee 106 (2 OT)	A	18,717
04/25/15	Chicago 90, Milwaukee 92	A	18,717
04/27/15	Milwaukee 94, Chicago 88	H	21,814
04/30/15	Chicago 120, Milwaukee 66	A	18,717

EASTERN CONFERENCE SEMIFINALS (2-4)

05/04/15	Chicago 99, Cleveland 92	A	20,562
05/06/15	Chicago 91, Cleveland 106	A	20,562
05/08/15	Cleveland 96, Chicago 99	H	22,246
05/10/15	Cleveland 86, Chicago 84	H	22,256
05/12/15	Chicago 101, Cleveland 106	A	20,562
05/14/15	Cleveland 94, Chicago 73	H	22,895



MOST POINTS

Game (3 OT)	142	vs. BKN	04/27/13
Game (2 OT)	131	at BOS	04/20/86
Game	131	vs. ATL	04/03/70
Half	74	vs. ATL (2nd)	04/03/70
Qtr.	45	at PHL (4th)	05/11/90
OT	17	at NYK	05/09/89

MOST FIELD GOALS MADE

Game (3 OT)	55	vs. PHX	06/13/93
Game	53*	vs. ORL	05/19/96
Half	30	vs. ATL (2nd)	04/03/70
Qtr.	18	vs. ATL (3rd)	04/03/70
OT	7	at NYK	05/09/89

MOST FIELD GOALS ATTEMPTED

Game (3 OT)	130	vs. PHX	06/13/93
Game	109	vs. ATL	04/03/70
Half	60	vs. ATL (1st)	04/03/70
Qtr.	33	vs. ATL (1st)	04/03/70
OT	12*	vs. BKN (2nd)	04/27/13

HIGHEST FIELD GOAL PERCENTAGE

Game	.617 (50-81)	vs. LAL	06/05/91
	.595 (50-84)	at LAL	03/30/72
	.585 (48-82)	vs. PHL	05/16/90
	.581 (43-74)	vs. NYK	05/17/92

MOST FREE THROWS MADE

Game	38	vs. NYK	05/14/89
Half	24*	vs. DET (2nd)	05/28/90
Qtr.	18*	vs. DET (4th)	05/28/90
OT	7	at BOS	04/28/09

MOST FREE THROWS ATTEMPTED

Game	54	at MIL	05/03/90
Half	31	vs. DET (2nd)	05/28/90
Qtr.	22*	at MIA (4th)	04/27/07
OT	9	at BOS	04/28/09

HIGHEST FREE THROW PERCENTAGE

Game	1.000 (19-19)	vs. CLE	05/19/92
------	---------------	---------	----------

MOST 3-POINT FIELD GOALS MADE

Game	15	at MIL	04/30/15
Half	11	vs. IND	04/26/11
Qtr.	6*	vs. IND (3rd)	04/26/11
OT	2	vs. BOS (1st)	04/26/09

MOST 3-POINT FIELD GOALS ATTEMPTED

Game (OT)	33	at MIL	04/23/15
Game	33	at WAS	05/02/05
Half	22	vs. IND	04/26/11
Qtr.	14	at UTA (4th)	06/06/97
OT	4	at NYK	05/11/96

HIGHEST 3-POINT FIELD GOAL PERCENTAGE

Game	.778 (7-9)	at CLE	04/28/89
------	------------	--------	----------

MOST REBOUNDS

Game	64	vs. MIL	04/20/15
Half	40	vs. ATL (1st)	04/03/70
Qtr.	23	vs. DET (4th)	05/10/07
OT	8	at NYK	05/09/89

MOST OFFENSIVE REBOUNDS

Game	27*	vs. PHX	06/13/93
Half	15	vs. DET (2nd)	05/10/07
Qtr.	11	vs. DET (4th)	05/10/07
OT	3*	vs. WAS (2nd)	04/22/14

MOST DEFENSIVE REBOUNDS

Game	50	vs. MIL	04/20/15
Half	26	vs. MIL (1st)	04/20/15
Qtr.	13*	vs. BKN (2nd)	04/27/13
OT	15	vs. MIL (4th)	04/20/15

MOST ASSISTS

Game	38	vs. POR	06/03/92
Half	22	vs. POR (2nd)	06/03/92
Qtr.	14	vs. POR (3rd)	06/03/92
OT	4*	vs. BKN (3rd)	04/27/13

MOST PERSONAL FOULS

Game	38	at WAS	04/30/05
Half	21	at WAS (2nd)	04/30/05
Qtr.	13*	at BOS (4th)	05/02/09
OT	7	at LAL	03/30/73

MOST DISQUALIFICATIONS

Game (3 OT)	3	vs. BKN	04/27/13
Game (OT)	3	at KC	04/18/75
Game	3	@ LAL	03/30/73

MOST STEALS

Game	19*	vs. IND	05/17/98
Half	13	at MIA (2nd)	05/24/97
Qtr.	9	at MIA (3rd)	05/24/97
OT	3	at KC	04/18/75

MOST TURNOVERS

Game	36	at POR	04/17/77
Half	20	vs. ATL (1st)	03/28/70
Qtr.	12	at POR (1st)	04/12/77
OT	4	at KC	04/18/75

MOST BLOCKED SHOTS

Game	14	at BOS	04/20/09
Half	9	at BOS (1st)	04/20/09
Qtr.	7	at BOS (1st)	04/20/09

MOST CONSECUTIVE POINTS

Game	18	at LAL	04/15/73
(26-36 to 44-36) (2nd Qtr.)			

LARGEST MARGIN OF VICTORY

54	at MIL	04/30/15
42	vs. UTA	06/07/98
41	vs. NYK	04/02/91

* most recently



BULLS PLAYOFF RECORDS (FEWEST)

FEWEST POINTS

Game	65	vs. MIA	05/13/13
Half	28*	vs. WAS (2nd)	04/29/14
Qtr.	9	vs. MIA (3rd)	05/13/13
OT (3 OT)	4	at PHX	06/13/93

FEWEST FIELD GOALS MADE

Game	19	vs. MIA	05/13/13
------	----	---------	----------

FEWEST FIELD GOALS ATTEMPTED

Game	59	at DET	05/31/89
------	----	--------	----------

LOWEST FIELD GOAL PERCENTAGE

Game	.257 (19-74)	vs. MIA	05/13/13
Game	.311 (28-90)	at DET	06/03/90
Game	.329 (23-70)	at DET	05/05/07

FEWEST FREE THROWS MADE

Game	4	vs. PHI	05/08/12
------	---	---------	----------

FEWEST FREE THROWS ATTEMPTED

Game	8	vs. LAL	06/05/91
------	---	---------	----------

LOWEST FREE THROW PERCENTAGE

Game	.545 (24-44)	at GSW	05/06/75
Game	.545 (12-22)	vs. BOS	04/10/81
Game	.556 (10-18)	vs. PHI	05/01/12

FEWEST REBOUNDS

Game	26	vs. NYK	06/04/93
------	----	---------	----------

FEWEST OFFENSIVE REBOUNDS

Game	3	vs. NYK	04/28/91
------	---	---------	----------

FEWEST DEFENSIVE REBOUNDS

Game	16	at MIA	05/08/13
------	----	--------	----------

FEWEST ASSISTS

Game	6	vs. LAL	03/29/69
------	---	---------	----------

FEWEST PERSONAL FOULS

Game	11	vs. PHI	05/01/12
------	----	---------	----------

FEWEST STEALS

Game	1	at BOS	04/26/87
------	---	--------	----------

FEWEST TURNOVERS

Game	4	at CLE	04/19/10
------	---	--------	----------

FEWEST BLOCKED SHOTS

Game	0*	at MIA	05/08/13
------	----	--------	----------

* most recently

FRONT OFFICE

BASKETBALL OPS.

PLAYERS

THE NBA

OPPONENTS

2015-16 SEASON

RECORDS

PLAYOFFS

HISTORY

COMMUNITY

MEDIA



MOST POINTS

Game (2 OT)	63	M. Jordan	at BOS	04/20/86
Game	56	M. Jordan	at MIA	04/29/92
Half	37	M. Jordan	at MIA (2nd)	04/29/92
Qtr.	24	M. Jordan	at PHL (4th)	05/11/90
OT	9	M. Jordan	at NYK	05/09/89

MOST FIELD GOALS MADE

Game	24	M. Jordan	vs. CLE	05/01/88
Half	14*	M. Jordan	vs. POR (1st)	06/03/92
Qtr.	10	M. Jordan	at PHL (4th)	05/11/90
OT	4	M. Jordan	at NYK	05/09/89

MOST FIELD GOALS ATTEMPTED

Game	45	M. Jordan	vs. CLE	05/01/88
Half	25	M. Jordan	vs. CLE (1st)	05/01/88
Qtr.	13	M. Jordan	vs. POR (1st)	06/03/92
OT	5*	D. Rose	vs. BOS (3rd)	04/30/09

HIGHEST FIELD GOAL PERCENTAGE

Game 1.000 (8-8)	J. Paxson	at LAL	06/05/91
1.000 (8-8)	H. Grant	vs. CLE	05/13/93

MOST FREE THROWS MADE

Game	23	M. Jordan	vs. NYK	05/14/89
Half	14	M. Jordan	vs. DET (2nd)	05/28/90
Qtr.	13	M. Jordan	vs. DET (4th)	05/21/91
OT	5*	B. Gordon	at BOS	04/28/09

MOST FREE THROWS ATTEMPTED

Game	28	M. Jordan	vs. NYK	05/14/89
Half	17	M. Jordan	vs. NYK (2nd)	05/14/89
Qtr.	14	M. Jordan	vs. DET (4th)	05/21/91
OT	5*	B. Gordon	at BOS	04/28/09

MOST 3-POINT FIELD GOALS MADE

Game	8	M. Dunleavy	at WAS	04/25/14
Half	6	M. Jordan	vs. POR (1st)	06/03/92
Qtr.	4	several		
OT	1	S. Pippen	at NYK	05/11/96

MOST 3-POINT FIELD GOALS ATTEMPTED

Game	12	C. Hodges	at DET	06/03/90
Half	9	M. Jordan	vs. POR (1st)	06/03/92
	9	J. Pargo	at WAS (2nd)	05/02/05
Qtr.	8	J. Pargo	at WAS (4th)	05/02/05
OT	3	S. Pippen	at NYK	05/11/96

MOST REBOUNDS

Game	24	T. Boerwinkle	vs. KC	04/16/75
Half	15	C. Ray	vs. LAL (2nd)	04/02/72
Qtr.	10	D. Rodman	vs. SEA (3rd)	06/07/96
OT	4*	J. Noah	vs. BKN (2nd)	04/27/13

MOST OFFENSIVE REBOUNDS

Game	11*	D. Rodman	at NJN	04/29/98
Half	7	D. Rodman	vs. SEA (2nd)	06/07/96
Qtr.	7	D. Rodman	vs. SEA (3rd)	06/07/96
OT	2*	J. Noah	vs. BKN (2nd)	04/27/13

MOST DEFENSIVE REBOUNDS

Game	16	T. Boerwinkle	at KC	04/18/75
Half	12	J. Noah	vs. WAS (2nd)	04/29/14
Qtr.	8*	J. Noah	vs. MIL (4th)	04/20/15
OT	2*	P. Gasol	at MIL (2nd)	04/23/15

MOST ASSISTS

Game (3 OT)	14	K. Hinrich	vs. BKN	04/27/13
Game	14	S. Vincent	vs. CLE	05/01/88
Half	10*	D. Rose	at IND (2nd)	04/23/11
Qtr.	7	D. Rose	at IND (3rd)	04/23/11
OT	2*	K. Hinrich	vs. BKN (3rd)	04/27/13
OT	2*	C. Boozer	vs. BKN (3rd)	04/27/13

MOST PERSONAL FOULS

Game	6	several		
Half (OT)	6	D. Rose	at BOS (2nd)	04/18/09
Half	6	J. Noah	vs. MIA (2nd)	05/10/13
Qtr.	5*	B. Wengert	vs. IND (4th)	05/27/98
OT	3	M. Jordan	vs. CLE	05/05/89

FEWEST MINUTES PLAYED/DISQUALIFIED

Game	7	W. Perdue	at NYK	05/14/92
------	---	-----------	--------	----------

MOST STEALS

Game	6*	M. Jordan	vs. NYK	05/13/89
Half	5	H. Grant	at DET (1st)	05/10/88
Qtr.	4*	S. Pippen	vs. MIL (3rd)	04/29/90

MOST BLOCKED SHOTS

Game	7	A. Gilmore	at NYK	03/31/81
Half	5	J. Noah	at BKN (2nd)	05/04/13
Qtr.	4	J. Noah	at BKN (3rd)	05/04/13

MOST MINUTES PLAYED

Game	60	J. Salmons	vs. BOS (3 OT)	04/30/09
	59	D. Rose	vs. BOS (3 OT)	04/30/09
	58	B. Armstrong	vs. PHX (3 OT)	06/13/93
	57	M. Jordan	vs. PHX (3 OT)	06/13/93
	56	S. Pippen	vs. PHX (3 OT)	06/13/93

MOST CONSECUTIVE POINTS

	17	M. Jordan (73-90)	at NYK	06/02/93
--	----	-------------------	--------	----------

CONSECUTIVE FREE THROWS MADE

	36	Ben Gordon		
	9-10 (made last 5)		at MIA	04/29/07
	2-2		at DET	05/05/07
	5-5		at DET	05/07/07
	8-8		vs. DET	05/10/07
	9-9		vs. DET	05/13/07
	3-3		at DET	05/16/07
	1-1		vs. DET	05/17/07
	7-8 (made first 3)		at BOS	04/18/09
Game	17-17	B. Love	at GSW	04/27/15
	16-16	C. Walker	at GSW	04/30/15

* most recently



OPPONENT PLAYOFF RECORDS (MOST)

MOST POINTS

Game (2 OT)	135	at BOS	04/20/86
Game	129	at ATL	03/25/70
Half	68	at ATL (1st)	03/30/72
	68	at MIA (1st)	04/24/06
Qtr.	40	at ATL (3rd)	03/28/70
	40	at BOS (3rd)	04/05/81
OT	18	vs. POR	06/05/92

MOST FIELD GOALS MADE

Game	59	at ATL	03/25/70
Half	30	vs. MIL (2nd)	04/22/74
Qtr.	17	at ATL (1st)	03/28/70
	17	vs. MIL (4th)	04/22/74
OT	7	vs. POR	06/05/92

MOST FIELD GOALS ATTEMPTED

Game	113	vs. ATL	04/03/70
Half	61	vs. ATL (2nd)	04/03/70
Qtr.	33	vs. ATL (4th)	04/03/70
OT	10*	at MIL (1st)	04/23/15

HIGHEST FIELD GOAL PERCENTAGE

Game	.612 (52-85)	at MIL	04/22/74
------	--------------	--------	----------

MOST FREE THROWS MADE

Game	42	at STL	03/21/67
Half	27	at PHI (2nd)	05/11/90
	27	vs. DET (2nd)	05/28/90
Qtr.	19	at BOS (4th)	04/28/67
OT	9	at LAL	03/30/73

MOST FREE THROWS ATTEMPTED

Game	58	at STL	03/21/67
Half	37	at PHI (2nd)	05/11/90
Qtr.	25	vs. PHI (4th)	05/11/90
OT	9	at LAL	03/30/73

HIGHEST FREE THROW PERCENTAGE

Game	1,000 (23-23)	at DET	05/18/88
	1,000 (21-21)	vs. POR	06/14/92
	1,000 (15-15)	vs. MIA	05/15/11
	1,000 (16-16)	vs. MIL	04/27/15

MOST 3-POINT FIELD GOALS MADE

Game	14*	vs. CLE	05/08/15
Half	9*	at CLE	05/06/15
Qtr.	6*	vs. CLE (4th)	04/22/10
OT	1	several	

MOST 3-POINT FIELD GOALS ATTEMPTED

Game	35	vs. CLE	04/22/10
Half	23	vs. CLE (2nd)	04/22/10
Qtr.	15	vs. CLE (4th)	04/22/10
OT	5	vs. BOS (2nd)	04/30/09

HIGHEST 3-POINT FIELD GOAL PERCENTAGE

Game	.692 (9-13)	vs. PHX (3 OT)	06/13/93
------	-------------	----------------	----------

MOST REBOUNDS

Game	71	at STL	03/25/67
Half	39	at LAL (2nd)	04/10/73
Qtr.	20	at LAL (1st)	03/30/73
OT	8	vs. BOS (3rd)	04/30/09

MOST OFFENSIVE REBOUNDS

Game	25	vs. ATL	05/02/93
Half	17	at ORL (1st)	05/16/95
Qtr.	11	at ORL (1st)	05/16/95
OT	4	vs. PHX	06/13/93

MOST DEFENSIVE REBOUNDS

Game	43	at MIL	04/16/74
Half	25	vs. DET (2nd)	04/09/74
Qtr.	14	vs. MIA (3rd)	05/26/11
OT	6	vs. BOS (3rd)	04/30/09

MOST ASSISTS

Game	40	at ATL	03/25/70
Half	21	vs. NYK (1st)	05/14/92
Qtr.	15	at LAL (2nd)	04/01/73
OT	5	vs. POR	06/05/92

MOST PERSONAL FOULS

Game	39	at MIL	05/03/90
Half	23	vs. DET (2nd)	05/21/91
Qtr.	15	vs. DET (4th)	05/21/91
OT	5*	at MIL (2nd)	04/23/15

MOST DISQUALIFICATIONS

Game (OT)	3*	vs. BOS	04/30/09
Game	3*	vs. DET	05/13/07

MOST STEALS

Game	20	at MIL	04/25/15
Half	11	at POR (1st)	04/12/77
Qtr.	7*	at MIL	04/25/15
OT	2*	vs. WAS	04/22/14

MOST TURNOVERS

Game	32	at MIA	05/24/97
Half	18	at MIA (2nd)	05/24/97
Qtr.	11	at MIA (3rd)	05/24/97
OT	4*	at MIL (2nd)	04/23/15

MOST BLOCKED SHOTS

Game	13*	vs. POR	04/15/77
Half	9*	vs. MIL (2nd)	04/27/15
Qtr.	8*	vs. MIL (2nd)	04/27/15
OT	3	at MIA	05/24/11

MOST CONSECUTIVE POINTS

Game	18	vs. BOS	04/30/09
(91-81 to 91-99) (4th Qtr.)			

LARGEST MARGIN OF VICTORY

Game	26	at LAL	04/01/71
	26	vs. CLE	05/21/92
	26	at DET	05/05/07

* most recently

FRONT OFFICE

BASKETBALL OPS.

PLAYERS

THE NBA

OPPONENTS

2015-16 SEASON

RECORDS

PLAYOFFS

HISTORY

COMMUNITY

MEDIA



FRONT OFFICE

BASKETBALL OPS.

PLAYERS

THE NBA

OPPONENTS

2015-16 SEASON

RECORDS

PLAYOFFS

HISTORY

COMMUNITY

MEDIA

FEWEST POINTS

Game	54	vs. UTA	06/07/98
Half	23	vs. UTA (2nd)	06/07/98
Qtr.	9	vs. UTA (4th)	06/07/98
OT	3	vs. NYK (3 OT)	04/03/81

FEWEST FIELD GOALS MADE

Game	21*	vs. UTA	06/07/98
------	-----	---------	----------

FEWEST FIELD GOALS ATTEMPTED

Game	55	at MIA	05/24/97
------	----	--------	----------

LOWEST FIELD GOAL PERCENTAGE

Game	.300 (21-70)	vs. UTA	06/07/98
------	--------------	---------	----------

FEWEST FREE THROWS MADE

Game	7	at MIL	04/16/74
------	---	--------	----------

FEWEST FREE THROWS ATTEMPTED

Game	10	at MIL	04/16/74
------	----	--------	----------

LOWEST FREE THROW PERCENTAGE

Game	.333 (8-24)	vs. ORL	05/19/96
------	-------------	---------	----------

FEWEST REBOUNDS

Game	21	at NJN	04/29/98
------	----	--------	----------

FEWEST OFFENSIVE REBOUNDS

Game	2	vs. GSW	04/30/75
------	---	---------	----------

FEWEST DEFENSIVE REBOUNDS

Game	14	at NJN	04/29/98
------	----	--------	----------

FEWEST ASSISTS

Game	5	vs. DET	04/05/74
------	---	---------	----------

FEWEST PERSONAL FOULS

Game	12*	at ATL	05/12/11
------	-----	--------	----------

FEWEST STEALS

Game	1	vs. DET	03/30/74
------	---	---------	----------

FEWEST TURNOVERS

Game	4	vs. MIL	04/20/15
------	---	---------	----------

FEWEST BLOCKED SHOTS

Game	0	vs. UTA	06/04/97
------	---	---------	----------

* most recently



OPPONENT INDIVIDUAL PLAYOFF LEADERS

MOST POINTS

Game (OT)	51	Ray Allen	vs. BOS	04/30/09
Game	44	K. Abdul-Jabbar	vs. MIL	04/18/74
Half	29	Ray Allen	vs. BOS (1st)	04/30/09
Qtr.	20	Ray Allen	vs. BOS (2nd)	04/30/09
OT	9	Danny Ainge	vs. POR	06/05/92

MOST FIELD GOALS MADE

Game	20	K. Abdul-Jabbar	vs. MIL	04/18/74
Half	12	K. Abdul-Jabbar	vs. MIL (1st)	04/18/74
Qtr.	8	Tim Hardaway	vs. MIA (2nd)	04/26/96
OT	3*	Nene	vs. WAS	04/22/14

MOST FIELD GOALS ATTEMPTED

Game	40	Rick Barry	at GSW	05/06/75
Half	25	Rick Barry	at GSW (2nd)	05/06/75
Qtr.	15	Rick Barry	at GSW (4th)	05/06/75
OT	6	Joe Johnson	vs. BKN (2nd)	04/27/13

HIGHEST FIELD GOAL PERCENTAGE

Game 1,000 (12-12)	Larry McNeill	vs. KC	04/09/75
1,000 (6-6)	Larry McNeill	vs. KC	04/13/75
1,000 (6-6)	Alonzo Mourning	at MIA	04/29/07

MOST FREE THROWS MADE

Game	17	Gail Goodrich	vs. LAL	03/28/71
Half	13	Lenny Wilkens	at STL	03/21/67
Qtr.	9	Chauncey Billups	vs. DET (4th)	05/13/07
OT	5	Jerry West	at LAL	03/30/73

MOST FREE THROWS ATTEMPTED

Game	21	Charles Barkley	at PHI	05/11/90
Half	17	Charles Barkley	at PHI (2nd)	05/11/90
Qtr.	13	Charles Barkley	at PHI (4th)	05/11/90
OT	5	Jerry West	at LAL	03/30/73

MOST 3-POINT FIELD GOALS MADE

Game (OT)	9	Ray Allen	vs. BOS	04/30/09
Game	8	Mookie Blaylock	vs. ATL	05/08/97
Half	6*	Ray Allen	at BOS (2nd)	04/20/09
Qtr.	4*	Ray Allen	vs. BOS (2nd)	04/30/09
OT	1	several		

MOST 3-POINT FIELD GOALS ATTEMPTED

Game (OT)	18	Ray Allen	vs. BOS	04/30/09
Game	15	Mookie Blaylock	vs. ATL	05/08/97
Half	11	Ray Allen	vs. BOS (2nd)	04/30/09
Qtr.	7	Mo Williams	vs. CLE (4th)	04/22/10
OT	2*	John Wall	vs. WAS	04/22/14

MOST REBOUNDS

Game	33	Wilt Chamberlain	vs. LAL	04/04/71
Half	19	Wilt Chamberlain	vs. LAL (1st)	04/04/71
Qtr.	12	Wilt Chamberlain	vs. LAL (2nd)	04/04/71
OT	4	Jayson Williams	vs. NJN	04/24/98

MOST OFFENSIVE REBOUNDS

Game	14	Shaquille O'Neal	at ORL	05/16/95
Half	13	Shaquille O'Neal	at ORL (1st)	05/16/95
Qtr.	8	Shaquille O'Neal	at ORL (1st)	05/16/95
OT	2*	G. Antetokounmpo	at MIL (1st)	04/23/15

MOST DEFENSIVE REBOUNDS

Game	19	Sam Lacey	at KC	04/13/75
Half	14	Sam Lacey	at KC (1st)	04/13/75
Qtr.	9	Sam Lacey	at KC (1st)	04/13/75
OT	3*	Glen Davis	vs. BOS	04/26/09

MOST ASSISTS

Game	20	Magic Johnson	at LAL	06/12/91
Half	13*	Rajon Rondo	vs. BOS (2nd)	04/30/09
Qtr.	9	Mark Jackson	at NYK (1st)	05/14/92
OT	2*	Rajon Rondo	vs. BOS (1st)	04/26/09

MOST PERSONAL FOULS

Game	6	several		
Half	5	several		
Qtr.	5*	Antonio McDyess	vs. DET (4th)	05/13/07
OT	2*	John Henson	at MIL (2nd)	04/23/15

FEWEST MINUTES PLAYED/ DISQUALIFIED

Game	12	George Trapp	vs. DET	04/13/74
	15	Jim Davis	at ATL	03/25/70

MOST STEALS

Game	7	Rick Barry	vs. GSW	05/11/75
Half	5	Rick Barry	vs. GSW (1st)	05/11/75
Qtr.	4	Rick Barry	vs. GSW (2nd)	05/11/75
OT	1	several		

MOST TURNOVERS

Game	10	Larry Bird	at BOS	04/07/81
Half	6*	Dwyane Wade	vs. MIA (1st)	05/26/11
Qtr.	6	Larry Bird	at BOS (3rd)	04/07/81
OT	2*	G. Antetokounmpo	at MIL (2nd)	04/23/15

MOST BLOCKED SHOTS

Game (3 OT)	7	Brook Lopez	vs. BKN	04/27/13
Game (OT)	7	Kendrick Perkins	at BOS	04/28/09
Game	7	Alonzo Mourning	at CHA	04/28/95
Half	5*	Joel Anthony	at MIA (1st)	05/22/11
Qtr.	5	Alonzo Mourning	vs. MIA (1st)	05/20/97
OT	1	several		

MOST MINUTES PLAYED

Game	62	Kevin Johnson	vs. PHX (3 OT)	06/13/93
	59	Dan Majerle	vs. PHX (3 OT)	06/13/93

MOST CONSECUTIVE POINTS

Game	12	Terry Cummings (47-58)	vs. MIL	04/24/85
	12	Mark Price (51-63)	vs. CLE	05/05/89

CONSECUTIVE FREE THROWS MADE

Series	32	LeBron James, MIA		
		3-7 (made last 2)	vs. MIA	05/18/11
		9-9	at MIA	05/22/11
		13-13	at MIA	05/24/11
		9-11 (made first 8)	vs. MIA	05/26/11

* most recently



GAMES

PLAYER	TOTAL
Jordan	179
Pippen	178
Paxson	119
Grant	111
Cartwright	100
Armstrong	94
Kerr	78
Kukoc	75
Longley	75
Perdue	74
Hodges	67

MINUTES

PLAYER	TOTAL
Jordan	7,474
Pippen	7,028
Grant	4,106
Cartwright	2,801
Paxson	2,503
Kukoc	2,065
Noah	2,101
Love	2,061
Rodman	1,877
Sloan	1,854

POINTS

PLAYER	TOTAL
Jordan	5,987
Pippen	3,217
Grant	1,320
Love	1,076
Rose	973
Walker	822
Kukoc	818
Deng	800
Cartwright	775

FIELD GOALS MADE

PLAYER	TOTAL
Jordan	2,188
Pippen	1,186
Grant	537
Love	441
Rose	367
Deng	315
Cartwright	307
Walker	299

FIELD GOALS ATTEMPTED

PLAYER	TOTAL
Jordan	4,497
Pippen	2,642
Love	1,023
Grant	990
Rose	879
Deng	697
Sloan	677
Kukoc	672
Walker	665
Cartwright	662

FREE THROWS MADE

PLAYER	TOTAL
Jordan	1,463
Pippen	684
Grant	245
Walker	224
Love	194
Rose	186
Kukoc	155
Gordon	152

FREE THROWS ATTEMPTED

PLAYER	TOTAL
Jordan	1,766
Pippen	952
Grant	350
Walker	264
Love	250
Cartwright	238

3-POINT FIELD GOALS MADE

PLAYER	TOTAL
Pippen	161
Jordan	148
Kukoc	77
Hinrich	77
Hodges	67
Kerr	66
Gordon	63
Rose	53
Armstrong	49
BUTLER	49

3-POINT FIELD GOALS ATTEMPTED

PLAYER	TOTAL
Pippen	531
Jordan	446
Kukoc	233
Hinrich	188
Rose	183
Hodges	177
Kerr	171
Gordon	164
Harper	129
BUTLER	129

REBOUNDS

PLAYER	TOTAL
Pippen	1,366
Jordan	1,152
Grant	958
Cartwright	743
Noah	659
Rodman	655
Sloan	396
Boozer	368
Love	352
Deng	335

ASSISTS

PLAYER	TOTAL
Jordan	1,022
Pippen	920
Rose	291
Paxson	265
Grant	265
Kukoc	265
Hinrich	252
Van Lier	234

STEALS

PLAYER	TOTAL
Jordan	376
Pippen	344
Grant	105
Armstrong	76
Harper	72
Kukoc	68
Paxson	60
Hinrich	60
Noah	58
Deng	55

BLOCKED SHOTS

PLAYER	TOTAL
Pippen	171
Jordan	158
Grant	122
Noah	106
Longley	69
GIBSON	65
S. Williams	41
Harper	40
Deng	37
Cartwright	32

BOLD indicates current player



HOME PLAYOFF ATTENDANCE

YEAR	TOTAL GAMES	ATTENDANCE	AVERAGE
1967	1	3,739	3,739
1968	2	9,134	4,567
1970	2	16,482	8,241
1971	3	24,962	8,321
1972	2	36,652	18,326
1973	3	46,883	15,628
1974	6	86,463	14,411
1975	6	107,282	17,880
1977	1	20,000	20,000
1981	3	58,145	19,382
1985	2	35,012	17,506
1986	1	18,968	18,968
1987	1	18,122	18,122
1988	5	92,681	18,536
1989	8	147,925	18,491
1990	8	149,408	18,676
1991	9	168,084	18,676
1992	12	224,112	18,676
1993	10	186,760	18,676
1994	5	93,380	18,676
1995	5	121,296	24,259
1996	10	243,862	24,386
1997	11	269,138	24,467
1998	12	286,128	23,844
2005	3	67,510	22,503
2006	3	67,078	22,359
2007	5	114,871	22,974
2009	3	69,569	23,190
2010	2	46,049	23,025
2011	9	205,968	22,885
2012	3	66,103	22,034
2013	5	109,905	21,981
2014	3	65,109	21,703
2015	6	132,484	22,081
Totals	170	3,409,264	20,055



HISTORY





GAME	DAY	DATE	PLACE	TEAM	BULLS	OPP.	W-L	ATTEN.
1	Sat.	10-15-66	St. Louis	St. Louis	104	97	1-0	8,372
2	Tues.	10-18-66	Chicago	San Francisco	119	116	2-0	4,200
3	Wed.	10-19-66	Chicago	Los Angeles	134	124	3-0	5,500
4	Thur.	10-20-66	San Jose, Calif.	San Francisco	111	121	3-1	3,102
5	Fri.	10-21-66	Los Angeles	Los Angeles	108	101	4-1	10,188
6	Sun.	10-23-66	Chicago	New York	105	124	4-2	8,472
7	Thur.	10-27-66	Providence, R.I.	Boston	100	123	4-3	5,901
8	Fri.	10-28-66	Ft. Wayne, Ind.	Detroit	117	129	4-4	1,743
9	Tues.	11-01-66	Chicago	San Francisco	121	137	4-5	3,668
10	Wed.	11-02-66	Chicago	Baltimore	102	94	5-5	2,454
11	Thur.	11-03-66	New York	Boston	108	137	5-6	17,398
12	Sat.	11-05-66	Cincinnati	Cincinnati	113	99	6-6	4,260
13	Sun.	11-06-66	Chicago	St. Louis	134	102	7-6	3,546
14	Tues.	11-08-66	Chicago	Boston	101	112	7-7	7,011
15	Wed.	11-09-66	Chicago	New York	96	103	7-8	3,929
16	Fri.	11-11-66	Philadelphia	Philadelphia	113	126	7-9	8,561
17	Sun.	11-13-66	Chicago	Philadelphia	126	132	7-10	7,950
18	Tues.	11-15-66	St. Louis	St. Louis	99	107	7-11	3,654
19	Thur.	11-17-66	Baltimore	Baltimore	102	120	7-12	4,075
20	Fri.	11-18-66	Boston	Philadelphia	120	145	7-13	11,734
21	Sat.	11-19-66	New York	New York	104	116	7-14	7,552
22	Wed.	11-23-66	Los Angeles	Los Angeles	130	154	7-15	8,712
23	Fri.	11-25-66	Los Angeles	Los Angeles	121	117	8-15	9,312
24	Sat.	11-26-66	San Francisco	San Francisco	129	131	8-16	10,733
25	Tues.	11-29-66	Oakland	San Francisco	101	108	8-17	8,636
26	Sat.	12-03-66	Detroit	Detroit	98	104	8-18	5,937
27	Tues.	12-06-66	Philadelphia	Philadelphia	119	129	8-19	6,733
28	Wed.	12-07-66	Chicago	Philadelphia	103	117	8-20	5,888
29	Thur.	12-08-66	Evansville, Ind.	Baltimore	132	120	9-20	4,017
30	Sat.	12-10-66	Boston	Boston	110	125	9-21	6,075
31	Tues.	12-13-66	New York	Baltimore	94	122	9-22	13,677
32	Wed.	12-14-66	Evansville, Ind.	Detroit	93	67	10-22	3,824
33	Fri.	12-16-66	Cleveland	Cincinnati	128	120	11-22	4,640
34	Sat.	12-17-66	Baltimore	Baltimore	110	106	12-22	5,944
35	Mon.	12-19-66	Memphis, Tenn.	St. Louis	102	97	13-22	7,531
36	Wed.	12-21-66	Chicago	New York	110	107	14-22	4,430
37	Fri.	12-23-66	Chicago	Detroit	102	103	14-23	4,162
38	Sun.	12-25-66	New York	New York	132	133	14-24	10,002
39	Mon.	12-26-66	Chicago	Baltimore	108	96	15-24	5,017
40	Fri.	12-30-66	Chicago	Boston	106	110	15-25	9,136
41	Tues.	01-03-67	Chicago	Cincinnati	116	111	16-25	3,037
42	Wed.	01-04-67	Philadelphia	Philadelphia	115	136	16-26	6,010
43	Fri.	01-06-67	Detroit	Detroit	135	126	17-26	5,967
44	Sat.	01-07-67	Cincinnati	Cincinnati	112	125	17-27	4,167
45	Sun.	01-08-67	Chicago	Philadelphia	108	117	17-28	7,353
46	Wed.	01-11-67	Chicago	Cincinnati	102	106	17-29	2,807
47	Fri.	01-13-67	Boston	Boston	102	122	17-30	5,448
48	Sat.	01-14-67	Chicago	Los Angeles	122	121	18-30	7,257
49	Sun.	01-15-67	Chicago	New York	131	116	19-30	2,520
50	Tues.	01-17-67	Chicago	Boston	101	109	19-31	4,096
51	Wed.	01-18-67	Evansville, Ind.	San Francisco	111	107	20-31	3,253
52	Thur.	01-19-67	Pittsburgh	Philadelphia	102	127	20-32	7,543
53	Fri.	01-20-67	Chicago	Detroit (OT)	125	124	21-32	4,217
54	Sun.	01-22-67	Chicago	Baltimore	118	114	22-32	3,596
55	Tues.	01-24-67	Chicago	Detroit	95	108	22-33	3,293
56	Wed.	01-25-67	Chicago	St. Louis	102	103	22-34	4,389
57	Sun.	01-29-67	Chicago	Los Angeles	122	142	22-35	1,077
58	Fri.	02-03-67	Chicago	Cincinnati	118	113	23-35	4,175
59	Sat.	02-04-67	St. Louis	St. Louis	111	119	23-36	4,806
60	Sun.	02-05-67	Chicago	San Francisco (OT)	141	142	23-37	4,262
61	Tues.	02-07-67	Chicago	Detroit	90	98	23-38	1,669
62	Wed.	02-08-67	Evansville, Ind.	New York	103	106	23-39	3,990
63	Fri.	02-10-67	Boston	New York	121	127	23-40	11,066
64	Sat.	02-11-67	Chicago	St. Louis	98	104	23-41	3,156
65	Sun.	02-12-67	Los Angeles	Los Angeles	121	129	23-42	9,491
66	Thur.	02-16-67	Fresno, Calif.	San Francisco	124	125	23-43	4,113
67	Sun.	02-19-67	Los Angeles	Los Angeles	133	119	24-43	9,566
68	Wed.	02-22-67	Baltimore	New York	117	103	25-43	7,250
69	Sun.	02-26-67	Baltimore	Baltimore	106	124	25-44	4,537
70	Wed.	03-01-67	Evansville, Ind.	Philadelphia	129	122	26-44	11,274
71	Thur.	03-02-67	Philadelphia	Boston	108	114	26-45	11,817
72	Sat.	03-04-67	St. Louis	St. Louis	125	122	27-45	5,102
73	Sun.	03-05-67	Chicago	Cincinnati	113	106	28-45	6,513
74	Tues.	03-07-67	Chicago	Boston	117	114	29-45	7,014
75	Fri.	03-10-67	Chicago	Baltimore	132	115	30-45	6,056
76	Sat.	03-11-67	Cincinnati	Cincinnati	119	147	30-46	4,665
77	Mon.	03-13-67	Chicago	Cincinnati	117	133	30-47	4,025
78	Tues.	03-14-67	Chicago	St. Louis	98	111	30-48	1,926
79	Wed.	03-15-67	Detroit	Detroit	98	91	31-48	4,255
80	Fri.	03-17-67	Chicago	San Francisco	120	117	32-48	6,345
81	Sun.	03-19-67	Chicago	Los Angeles	122	109	33-48	7,847



LEFT TO RIGHT: (front row): Trainer Bob Biel, Barry Clemens, Bob Boozer, Len Chappell, Erwin Mueller, Nate Bowman, Jim Washington. (back row): Al Bianchi, Gerry Ward, Don Kojis, Keith Erickson, McCoy McLemore, Jerry Sloan, Dave Schellhase, Guy Rodgers, Head Coach Johnny "Red" Kerr.

DRAFT: First round, Dave Schellhase (Purdue); second round, Erwin Mueller (San Francisco).

RECORD: 33-48 (FOURTH PLACE)

REGULAR SEASON: Named Johnny "Red" Kerr head coach and Al Bianchi assistant coach ... opening day lineup: forwards Bob Boozer and Don Kojis, center Len Chappell, guards Guy Rodgers and Jerry Sloan ... Sloan's game-high 26 points led Bulls to 119-116 win over San Francisco in home opener before 4,200 fans at Amphitheatre (10/18/66) ... Rodgers' team-record 24 assists highlighted the 110-107 win over New York (12/21/66) ... Rodgers and Sloan named to West All-Star Team ... lost then-highest scoring game in team history, 142-141, to San Francisco in overtime (02/05/67) ... handed eventual NBA Champion Philadelphia one of its 13 losses, 129-122 at Evansville (03/01/67) ... Bulls' 33 wins are the most ever by an expansion team.

PLAYOFFS: Lost first playoff game 113-107 to St. Louis at Coliseum (03/23/67) ... eliminated 3-0 by St. Louis.

HONORS: Johnny "Red" Kerr named NBA Coach of the Year ... Mueller selected to NBA All-Rookie team ... Rodgers led NBA in assists (11.2) and Bulls in scoring (18.0) ... Sloan led Bulls in rebounding (9.1).



GAME	DAY	DATE	PLACE	TEAM	BULLS	OPP.	W-L	ATTN.
1	Sat.	10-14-67	Boston	Boston	90	105	0-1	10,703
2	Tues.	10-17-67	Chicago	Los Angeles	105	107	0-2	2,234
3	Thur.	10-19-67	Chicago	San Francisco	106	116	0-3	1,149
4	Fri.	10-20-67	Chicago	St. Louis	99	126	0-4	2,248
5	Sat.	10-21-67	Cincinnati	Cincinnati	107	109	0-5	4,858
6	Wed.	10-25-67	Detroit	Detroit	99	107	0-6	3,602
7	Fri.	10-27-67	Los Angeles	Los Angeles	117	125	0-7	6,301
8	Sun.	10-29-67	Oakland	San Francisco	105	125	0-8	2,132
9	Tues.	10-31-67	Seattle	Seattle	104	114	0-9	3,109
10	Thur.	11-02-67	Spokane, Wash.	Seattle	119	105	1-9	1,051
11	Tues.	11-07-67	Chicago	St. Louis	106	111	1-10	2,680
12	Thur.	11-09-67	Chicago	Boston	93	107	1-11	3,704
13	Sun.	11-12-67	Los Angeles	Los Angeles	96	97	1-12	12,941
14	Wed.	11-15-67	Los Angeles	Los Angeles	115	124	1-13	7,702
15	Thur.	11-16-67	San Diego	San Diego	91	99	1-14	3,162
16	Fri.	11-17-67	Oakland	San Francisco	109	111	1-15	3,189
17	Sat.	11-18-67	Chicago	Detroit	132	130	2-15	5,010
18	Tues.	11-21-67	New York	New York (2 OT)	123	125	2-16	8,734
19	Wed.	11-22-67	Baltimore	Baltimore	105	100	3-16	2,821
20	Thur.	11-23-67	Milwaukee	New York	108	96	4-16	5,048
21	Fri.	11-24-67	Chicago	Philadelphia	104	122	4-17	10,103
22	Sat.	11-25-67	Philadelphia	Philadelphia	119	114	5-17	11,263
23	Tues.	11-28-67	Chicago	Seattle	108	111	5-18	1,659
24	Fri.	12-01-67	Chicago	New York	102	100	6-18	3,453
25	Sat.	12-02-67	Cincinnati	Cincinnati	126	110	7-18	2,311
26	Tues.	12-05-67	Evansville, Ind.	Cincinnati	105	104	8-18	2,670
27	Wed.	12-06-67	Detroit	Detroit	121	135	8-19	4,012
28	Thur.	12-07-67	Chicago	San Diego	108	118	8-20	1,800
29	Fri.	12-08-67	Seattle	Seattle	115	114	9-20	3,835
30	Sat.	12-09-67	San Francisco	San Francisco	112	119	9-21	3,189
31	Tues.	12-12-67	San Diego	San Diego	104	118	9-22	2,652
32	Wed.	12-13-67	San Francisco	San Francisco	109	104	10-22	2,388
33	Thur.	12-14-67	Los Angeles	Los Angeles	106	101	11-22	6,866
34	Fri.	12-15-67	Chicago	Seattle	115	122	11-23	1,686
35	Sat.	12-16-67	Chicago	Philadelphia	123	143	11-24	4,394
36	Thur.	12-21-67	Chicago	Baltimore	108	116	11-25	2,103
37	Fri.	12-22-67	Baltimore	Baltimore	112	117	11-26	1,994
38	Tues.	12-26-67	Chicago	Los Angeles	101	104	11-27	3,688
39	Fri.	12-29-67	Chicago	San Francisco	107	100	12-27	3,225
40	Mon.	01-01-68	Chicago	Baltimore	109	103	13-27	1,388
41	Tues.	01-02-68	Chicago	Boston	95	84	14-27	2,742
42	Wed.	01-03-68	Baltimore	Baltimore	113	94	15-27	1,706
43	Fri.	01-05-68	Philadelphia	New York	99	121	15-28	8,235
44	Sat.	01-06-68	Cincinnati	Cincinnati	114	109	16-28	2,602
45	Tues.	01-09-68	Evansville, Ind.	St. Louis	109	121	16-29	3,000
46	Sat.	01-13-68	Chicago	Baltimore	110	106	17-29	3,468
47	Sun.	01-14-68	St. Louis	St. Louis	92	99	17-30	4,213
48	Tues.	01-16-68	Chicago	San Diego	123	110	18-30	2,622
49	Wed.	01-17-68	Baltimore	San Diego	104	110	18-31	4,419
50	Sat.	01-20-68	Chicago	Philadelphia	111	135	18-32	6,544
51	Sun.	01-21-68	St. Louis	St. Louis	90	98	18-33	8,106
52	Thur.	01-25-68	Chicago	New York	118	126	18-34	4,350
53	Tues.	01-30-68	Chicago	San Francisco	119	123	18-35	3,383
54	Wed.	01-31-68	Boston	Boston	109	118	18-36	6,069
55	Thur.	02-01-68	Evansville, Ind.	New York	103	112	18-37	2,733
56	Fri.	02-02-68	Chicago	Cincinnati	113	125	18-38	13,575
57	Tues.	02-06-68	Chicago	San Francisco (OT)	124	126	18-39	2,354
58	Thur.	02-08-68	Chicago	Detroit	131	110	19-39	2,895
59	Fri.	02-09-68	Philadelphia	Philadelphia	113	118	19-40	9,708
60	Sat.	02-10-68	St. Louis	St. Louis	107	108	19-41	8,408
61	Mon.	02-12-68	Cleveland	Cincinnati (OT)	112	104	20-41	2,425
62	Tues.	02-13-68	Chicago	San Diego	114	102	21-41	3,066
63	Thur.	02-15-68	Milwaukee	Los Angeles	105	132	21-42	8,638
64	Fri.	02-16-68	Chicago	Boston	108	124	21-43	10,286
65	Sun.	02-18-68	St. Louis	St. Louis	113	107	22-43	5,852
66	Tues.	02-20-68	New York	Detroit (OT)	124	121	23-43	19,500
67	Wed.	02-21-68	Baltimore	Seattle	108	106	24-43	5,212
68	Sat.	02-24-68	New York	New York	101	109	24-44	14,989
69	Thur.	02-29-68	Evansville, Ind.	Los Angeles	107	117	24-45	2,950
70	Fri.	03-01-68	Boston	Boston	87	94	24-46	8,050
71	Sun.	03-03-68	Detroit	Detroit	123	134	24-47	5,549
72	Tues.	03-05-68	Chicago	Detroit	119	121	24-48	2,345
73	Thur.	03-07-68	Chicago	Boston	118	112	25-48	3,616
74	Sat.	03-09-68	Chicago	St. Louis	109	115	25-49	3,840
75	Mon.	03-11-68	Chicago	Cincinnati	104	98	26-49	5,163
76	Tues.	03-12-68	New York	Philadelphia	115	139	26-50	19,500
77	Wed.	03-13-68	Baltimore	Baltimore	100	96	27-50	3,993
78	Fri.	03-15-68	Chicago	Seattle	101	113	27-51	3,426
79	Sat.	03-16-68	Chicago	Philadelphia	122	144	27-52	6,964
80	Sun.	03-17-68	San Diego	San Diego	129	121	28-52	3,111
81	Tues.	03-19-68	Seattle	Seattle	104	122	28-53	10,429
82	Wed.	03-20-68	San Diego	San Diego	121	112	29-53	4,194



LEFT TO RIGHT: (front row): Flynn Robinson, Dave Schellhase, Barry Clemens, Keith Erickson, Clem Haskins. (back row): Joe Proski, Jerry Sloan, Jim Washington, McCoy McLemore, Bob Boozer, Erwin Mueller, Head Coach Johnny "Red" Kerr.

DRAFT: First round, Clem Haskins (Western Kentucky); second round, Byron Beck (Denver University).

RECORD: 29-53 (FOURTH PLACE)

REGULAR SEASON: Opening day lineup: forwards Bob Boozer and Barry Clemens, center Erwin Mueller, guards Guy Rodgers and Jerry Sloan ... opened season with one win in 16 games ... traded Rodgers to Cincinnati for Flynn Robinson, cash and two draft choices (10/20/67) ... Philadelphia's Wilt Chamberlain set Chicago Stadium record for field goals (30), points (68) and rebounds for one half (21) in 143-123 win over Bulls (12/16/67) ... obtained center Jim Barnes and a draft choice from Los Angeles for Mueller ... Boozer named to West All-Star Team.

PLAYOFFS: Robinson's team-record 41 points led Bulls to first-ever playoff win, 104-98 over Los Angeles (03/27/68) ... eliminated 4-1 by Los Angeles ... Head Coach Johnny "Red" Kerr resigned and Dick Motta was named his successor.

HONORS: Boozer led Bulls in scoring (21.5) ... Washington led Bulls in rebounding (10.1).



GAME	DAY	DATE	PLACE	TEAM	BULLS	OPP.	W-L	ATTEN.
1	Tues.	10-15-68	New York	New York	100	96	1-0	12,275
2	Wed.	10-16-68	Milwaukee	Milwaukee	89	84	2-0	8,467
3	Sat.	10-19-68	Chicago	Boston	96	106	2-1	9,113
4	Wed.	10-23-68	Atlanta	Atlanta	91	106	2-2	5,105
5	Sat.	10-26-68	Philadelphia	Philadelphia	118	122	2-3	10,081
6	Tues.	10-29-68	New York	Boston	103	97	3-3	18,044
7	Thur.	10-31-68	Phoenix	Phoenix	103	112	3-4	3,029
8	Fri.	11-01-68	Los Angeles	Los Angeles	114	101	4-4	9,764
9	Sat.	11-02-68	Seattle	Seattle	95	101	4-5	4,330
10	Sun.	11-03-68	San Diego	San Diego	107	121	4-6	8,764
11	Tues.	11-05-68	Chicago	Los Angeles (OT)	109	112	4-7	5,749
12	Wed.	11-06-68	Cincinnati	Cincinnati	122	133	4-8	2,328
13	Thur.	11-07-68	Chicago	Seattle	120	105	5-8	891
14	Sat.	11-09-68	Chicago	Cincinnati	104	110	5-9	6,312
15	Tues.	11-12-68	Chicago	San Diego	115	108	6-9	1,652
16	Sat.	11-16-68	New York	New York	97	119	6-10	8,672
17	Tues.	11-19-68	Chicago	San Francisco	109	121	6-11	1,640
18	Thur.	11-21-68	Chicago	Milwaukee	120	111	7-11	1,673
19	Fri.	11-22-68	Boston	New York	107	114	7-12	8,224
20	Sat.	11-23-68	Chicago	Atlanta	96	114	7-13	4,169
21	Sun.	11-24-68	Los Angeles	Los Angeles	100	103	7-14	7,445
22	Tues.	11-26-68	Seattle	Seattle	98	99	7-15	2,895
23	Wed.	11-27-68	San Francisco	San Francisco	119	106	8-15	3,217
24	Fri.	11-29-68	San Diego	San Diego	110	89	9-15	5,763
25	Sat.	11-30-68	Chicago	Phoenix	100	96	10-15	3,246
26	Sun.	12-01-68	Baltimore	Baltimore	100	110	10-16	3,319
27	Tues.	12-03-68	Chicago	San Diego	103	108	10-17	1,157
28	Thur.	12-05-68	Chicago	Philadelphia	92	109	10-18	1,412
29	Sat.	12-07-68	Chicago	Los Angeles	90	81	11-18	5,237
30	Tues.	12-10-68	Chicago	Detroit	100	83	12-18	1,357
31	Fri.	12-13-68	Chicago	New York	83	94	12-19	2,347
32	Tues.	12-17-68	Chicago	Atlanta	83	87	12-20	1,105
33	Thur.	12-19-68	Chicago	Milwaukee	113	111	13-20	1,006
34	Fri.	12-20-68	Milwaukee	Baltimore	102	125	13-21	5,303
35	Sat.	12-21-68	Chicago	Boston	94	102	13-22	3,323
36	Wed.	12-25-68	Cincinnati	Cincinnati	98	103	13-23	4,502
37	Thur.	12-26-68	Chicago	Cincinnati	104	96	14-23	2,617
38	Sat.	12-28-68	Chicago	Los Angeles	93	86	15-23	3,842
39	Sun.	12-29-68	Milwaukee	Milwaukee	102	97	16-23	5,779
40	Mon.	12-30-68	Chicago	San Francisco	103	97	17-23	1,425
41	Thur.	01-02-69	Chicago	Atlanta	88	106	17-24	2,675
42	Sat.	01-04-69	Chicago	Phoenix	103	92	18-24	3,107
43	Mon.	01-06-69	Omaha, Neb.	Cincinnati	104	106	18-25	8,295
44	Tues.	01-07-69	Chicago	New York	102	101	19-25	1,815
45	Sat.	01-11-69	Chicago	Seattle	119	86	20-25	3,870
46	Thur.	01-16-69	Chicago	San Francisco	99	112	20-26	2,527
47	Sat.	01-18-69	Chicago	San Diego (OT)	107	102	21-26	5,275
48	Sun.	01-19-69	Detroit	Detroit	111	120	21-27	3,391
49	Tues.	01-21-69	Chicago	Baltimore	93	116	21-28	3,214
50	Wed.	01-22-69	Chicago	Boston	95	94	22-28	4,115
51	Fri.	01-24-69	Phoenix	Phoenix	106	117	22-29	6,275
52	Sun.	01-26-69	San Diego	San Diego	95	111	22-30	4,669
53	Tues.	01-28-69	Los Angeles	Los Angeles	118	125	22-31	10,127
54	Thur.	01-30-69	San Francisco	San Francisco	111	101	23-31	4,921
55	Fri.	01-31-69	Chicago	Detroit	102	103	23-32	9,199
56	Sun.	02-02-69	Philadelphia	Philadelphia	104	112	23-33	10,966
57	Mon.	02-03-69	Baltimore	Baltimore	122	132	23-34	4,052
58	Tues.	02-04-69	Chicago	Milwaukee	98	107	23-35	1,971
59	Wed.	02-05-69	Detroit	Detroit	120	108	24-35	2,240
60	Fri.	02-07-69	Chicago	New York	98	105	24-36	5,120
61	Sat.	02-08-69	Atlanta	Atlanta	97	106	24-37	4,065
62	Tues.	02-11-69	Chicago	Baltimore	116	124	24-38	4,220
63	Thur.	02-13-69	Chicago	Detroit	120	101	25-38	2,652
64	Sat.	02-15-69	Chicago	Cincinnati	101	111	25-39	7,117
65	Tues.	02-18-69	Seattle	Seattle	113	114	25-40	5,002
66	Fri.	02-21-69	Phoenix	Phoenix	133	121	26-40	4,939
67	Mon.	02-24-69	San Francisco	San Francisco	119	108	27-40	1,942
68	Tues.	02-25-69	San Francisco	San Francisco	99	101	27-41	2,342
69	Wed.	02-26-69	Seattle	Seattle	124	122	28-41	4,198
70	Sun.	03-02-69	Boston	Boston	92	99	28-42	10,045
71	Tues.	03-04-69	Chicago	Philadelphia	114	113	29-42	3,150
72	Wed.	03-05-69	Milwaukee	Milwaukee	124	108	30-42	3,766
73	Thur.	03-06-69	Carbondale, Ill.	Phoenix (OT)	125	117	31-42	3,125
74	Fri.	03-07-69	Philadelphia	Philadelphia	113	131	31-43	15,244
75	Tues.	03-11-69	Chicago	Atlanta	102	90	32-43	11,250
76	Wed.	03-12-69	Atlanta	Atlanta	90	109	32-44	5,203
77	Thur.	03-13-69	Chicago	Philadelphia	106	113	32-45	3,635
78	Sat.	03-15-69	Chicago	Seattle	101	83	33-45	5,254
79	Tues.	03-18-69	Chicago	Los Angeles	92	93	33-46	7,921
80	Wed.	03-19-69	Boston	Boston	92	104	33-47	7,578
81	Fri.	03-21-69	Chicago	Baltimore	103	115	33-48	4,248
82	Sun.	03-23-69	Detroit	Detroit	114	158	33-49	4,601

FRONT OFFICE

BASKETBALL OPS.

PLAYERS

THE NBA

OPPONENTS

2015-16 SEASON

RECORDS

PLAYOFFS

HISTORY

COMMUNITY

MEDIA



LEFT TO RIGHT: (front row): Clem Haskins, Loy Peterson, Erwin Mueller, Flynn Robinson, Barry Clemens, Jerry Sloan. (back row): Head Coach Dick Motta, Trainer Jerry McCann, Jim Washington, Bob Boozer, Dave Newmark, Tom Boerwinkle, Jim Barnes, Owner Dick Klein.

DRAFT: First round, Tom Boerwinkle (Tennessee); second round, Loy Peterson (Oregon State) and Ron Dunlap (Illinois).

RECORD: 33-49 (FIFTH PLACE)

REGULAR SEASON: Opening day lineup: forwards Bob Boozer and Jim Washington, center Tom Boerwinkle, guards Flynn Robinson and Jerry Sloan ... smallest home crowd (891) in team history watched Bulls play Seattle (11/07/68) ... set team record with 130 field goal attempts against San Francisco (11/19/68) ... traded Robinson to Milwaukee for Bob Love and Bobby Weiss (11/23/68) ... combined with San Diego to set Stadium record (150) for rebounds (01/18/69) ... Sloan named to West All-Star Team ... Sloan's career-high 43 points led Bulls over Milwaukee (03/05/69).

PLAYOFFS: Failed to qualify ... named Pat Williams General Manager.

HONORS: Sloan selected to NBA All-Defensive Team ... Boozer led Bulls in scoring (21.7) ... Boerwinkle led Bulls in rebounding (11.1).



GAME	DAY	DATE	PLACE	TEAM	BULLS	OPP.	W-L	ATTN.
1	Wed.	10-15-69	Baltimore	Baltimore	93	98	0-1	6,581
2	Fri.	10-17-69	Chicago	New York	87	116	0-2	8,909
3	Sat.	10-18-69	Chicago	Seattle (OT)	131	126	1-2	7,430
4	Fri.	10-24-69	Phoenix	Phoenix (OT)	116	115	2-2	4,576
5	Sun.	10-26-69	Los Angeles	Los Angeles	125	129	2-3	11,651
6	Tues.	10-28-69	Seattle	Seattle	116	114	2-3	3,620
7	Wed.	10-29-69	San Francisco	San Francisco	101	67	4-3	4,406
8	Fri.	10-31-69	Boston	Baltimore	118	109	5-3	7,396
9	Tues.	11-04-69	Baltimore	Philadelphia	109	113	5-4	5,091
10	Thur.	11-06-69	Chicago	Atlanta (OT)	137	142	5-5	9,087
Game tied 124-124 with one second to play. It was continued on Feb. 8, 1970.								
11	Sat.	11-08-69	Chicago	Boston	103	87	6-5	13,590
12	Mon.	11-10-69	Auburn, Ala.	Atlanta	132	133	6-6	5,163
13	Tues.	11-11-69	Chicago	Seattle	106	100	7-6	8,149
14	Thur.	11-13-69	New York	New York	99	114	7-7	18,837
15	Fri.	11-14-69	Milwaukee	Milwaukee	100	122	7-8	9,072
16	Sat.	11-15-69	Chicago	San Francisco	124	105	8-8	7,068
17	Tues.	11-18-69	Chicago	Philadelphia	127	119	9-8	8,129
18	Wed.	11-19-69	Boston	Boston	106	122	9-9	7,553
19	Fri.	11-21-69	Cincinnati	Cincinnati	119	133	9-10	3,450
20	Sat.	11-22-69	Chicago	Milwaukee	125	106	10-10	12,269
21	Tues.	11-25-69	Kansas City	Detroit	103	104	10-11	4,966
22	Wed.	11-26-69	Detroit	Detroit	129	109	11-11	2,714
23	Fri.	11-28-69	Chicago	San Diego	126	119	12-11	16,282
24	Sun.	11-30-69	Los Angeles	Los Angeles (OT)	116	114	13-11	13,519
25	Tues.	12-02-69	Salt Lake City	Phoenix	110	121	13-12	3,220
26	Wed.	12-03-69	San Diego	San Diego	131	146	13-13	4,273
27	Fri.	12-05-69	Phoenix	Phoenix	113	114	13-14	6,021
28	Sat.	12-06-69	Chicago	Boston (OT)	116	114	14-14	10,103
29	Mon.	12-08-69	Kansas City	Baltimore	122	125	14-15	4,211
30	Tues.	12-09-69	Chicago	Phoenix	109	102	15-15	10,833
31	Thur.	12-11-69	Kansas City	San Francisco	110	104	16-15	3,382
32	Fri.	12-12-69	Chicago	Baltimore	108	123	16-16	8,952
33	Sun.	12-14-69	Philadelphia	Philadelphia	121	126	16-17	4,577
34	Tues.	12-16-69	Chicago	San Diego	101	110	16-18	10,299
35	Thur.	12-18-69	Kansas City	Atlanta	114	112	17-18	2,857
36	Fri.	12-19-69	Chicago	New York	99	108	17-19	14,072
37	Sun.	12-21-69	Atlanta	Atlanta	111	118	17-20	6,025
38	Tues.	12-23-69	Boston	Boston	112	117	17-21	5,585
39	Tues.	12-30-69	New York	New York	96	116	17-22	19,500
40	Wed.	12-31-69	Philadelphia	Philadelphia	109	129	17-23	9,014
41	Thur.	01-01-70	Seattle	Seattle	114	111	18-23	5,149
42	Sat.	01-03-70	San Francisco	San Francisco	102	116	18-24	3,841
43	Sun.	01-04-70	San Diego	San Diego	121	140	18-25	4,461
44	Tues.	01-06-70	Kansas City	Los Angeles	105	100	19-25	5,030
45	Thur.	01-08-70	Chicago	Phoenix	152	123	20-25	5,086
46	Sat.	01-10-70	Chicago	Los Angeles (OT)	116	112	21-25	10,829
47	Mon.	01-12-70	Chicago	Philadelphia	117	113	22-25	6,404
48	Thur.	01-15-70	Chicago	Cincinnati	130	120	23-25	7,512
49	Fri.	01-16-70	Kansas City	Seattle	103	119	23-26	3,713
50	Sat.	01-17-70	Milwaukee	Milwaukee (OT)	132	130	24-26	10,746
51	Sun.	01-18-70	Atlanta	Atlanta	107	125	24-27	5,062
52	Fri.	01-23-70	Chicago	New York	117	120	24-28	14,505
53	Sat.	01-24-70	Detroit	Detroit	122	128	24-29	2,680
54	Sun.	01-25-70	Chicago	Detroit	120	111	25-29	7,063
55	Mon.	01-26-70	Kansas City	Cincinnati	115	116	25-30	6,125
56	Wed.	01-28-70	Baltimore	Baltimore	115	123	25-31	4,340
57	Fri.	01-30-70	Chicago	Milwaukee	105	121	25-32	12,111
58	Sat.	01-31-70	New York	New York	104	123	25-33	19,500
59	Sun.	02-01-70	Chicago	Cincinnati	115	108	26-33	11,107
60	Tues.	02-03-70	Baltimore	Boston	85	93	26-34	4,418
61	Thur.	02-05-70	Chicago	San Francisco	105	127	26-35	9,213
62	Fri.	02-06-70	Atlanta	Atlanta	93	104	26-36	6,733
63	Sun.	02-08-70	Chicago	Atlanta	117	107	27-36	9,569
64	Thur.	02-12-70	Chicago	Phoenix	122	121	28-36	11,190
65	Sat.	02-14-70	Chicago	Los Angeles	116	113	29-36	11,449
66	Sun.	02-15-70	Detroit	Detroit	119	126	29-37	3,616
67	Fri.	02-20-70	Chicago	Philadelphia	126	119	30-37	12,102
68	Sat.	02-21-70	Cincinnati	Cincinnati	119	127	30-38	9,551
69	Mon.	02-23-70	Kansas City	San Diego	127	125	31-38	3,857
70	Wed.	02-25-70	San Francisco	San Francisco	112	104	32-38	2,160
71	Fri.	02-27-70	Los Angeles	Los Angeles	101	111	32-39	15,374
72	Sat.	02-28-70	Seattle	Seattle	104	140	32-40	13,096
73	Sun.	03-01-70	San Diego	San Diego	122	135	32-41	4,172
74	Tues.	03-03-70	Phoenix	Phoenix	123	111	33-41	9,699
75	Tues.	03-10-70	Chicago	San Diego	111	106	34-41	9,212
76	Fri.	03-13-70	Chicago	Boston	134	113	35-41	10,748
77	Sat.	03-14-70	Detroit	Detroit	111	96	36-41	4,106
78	Sun.	03-15-70	Madison, Wis.	Milwaukee	130	107	37-41	9,272
79	Mon.	03-16-70	Omaha, Neb.	Cincinnati (OT)	142	140	38-41	3,652
80	Tues.	03-17-70	Chicago	Seattle	102	109	38-42	9,098
81	Fri.	03-20-70	Chicago	Baltimore	131	138	38-43	13,747
82	Sun.	03-22-70	Chicago	Milwaukee	129	115	39-43	11,445



LEFT TO RIGHT: (front row): Bob Kauffman, Shaler Halimon, Loy Peterson, Clem Haskins, Jerry Sloan, Bob Weiss. (back row): Trainer Jerry McCann, Bob Love, Walt Wesley, Tom Boerwinkle, Chet Walker, Ed Manning, Head Coach Dick Motta, General Manager Pat Williams.

DRAFT: First round, Larry Cannon (LaSalle); second round, Simmie Hill (West Texas State), Ken Spain (Houston) and John Baum (Temple).

DRAFT: 39-43 (THIRD PLACE)

REGULAR SEASON: Traded Jim Washington and future considerations to Philadelphia for Shaler Halimon and Chet Walker (09/02/69) ... traded Dave Newmark and Norm Van Lier to Cincinnati for Walt Wesley and draft choice (10/12/69) ... opening day lineup: forwards Bob Kauffman and Chet Walker, center Tom Boerwinkle, guards Clem Haskins and Jerry Sloan ... Boerwinkle set team record for rebounds (37) and Bulls established their high for points in 152-123 win over Phoenix (01/08/70) ... Walker named to NBA West All-Star Team ... Haskins hit team-record 11 straight field goals in 127-119 loss to Detroit (02/15/70) ... reached 10,000 mark in average attendance for first time in team history.

PLAYOFFS: Haskins' team-record 13 assists lifted Bulls over Atlanta 131-120 (04/03/70) ... eliminated 4-1 by Atlanta.

HONORS: Sloan selected to NBA All-Defensive Team ... Bob Love led Bulls in scoring (21.0) ... Boerwinkle led Bulls in rebounding (12.5).



GAME	DAY	DATE	PLACE	TEAM	BULLS	OPP.	W-L	ATTN.
1	Tues.	10-13-70	Chicago	San Diego	111	96	1-0	7,304
2	Wed.	10-14-70	Philadelphia	Philadelphia	107	110	1-1	7,035
3	Fri.	10-16-70	Chicago	Los Angeles	102	106	1-2	10,766
4	Sat.	10-17-70	New York	New York	99	96	2-2	17,147
5	Sun.	10-25-70	Portland	Portland	131	116	3-2	3,352
6	Wed.	10-28-70	Phoenix	Phoenix	118	105	4-2	6,343
7	Fri.	10-30-70	San Francisco	San Francisco	101	98	5-2	2,281
8	Sat.	10-31-70	Seattle	Seattle	119	122	5-3	5,727
9	Tues.	11-03-70	Chicago	Seattle	113	101	6-3	8,244
10	Fri.	11-06-70	Chicago	Phoenix	102	105	6-4	8,107
11	Sat.	11-07-70	Chicago	Detroit	125	99	7-4	10,011
12	Tues.	11-10-70	Chicago	Los Angeles	118	96	8-4	9,198
13	Fri.	11-13-70	Chicago	New York	98	106	8-5	10,259
14	Sat.	11-14-70	Atlanta	Atlanta	120	116	9-5	4,561
15	Tues.	11-17-70	Chicago	San Francisco	105	111	9-6	12,080
16	Wed.	11-18-70	Cincinnati	Cincinnati	128	107	10-6	6,128
17	Sat.	11-21-70	Chicago	Boston	110	107	11-6	9,178
18	Tues.	11-24-70	Chicago	Milwaukee	108	117	11-7	11,331
19	Fri.	11-27-70	Chicago	Buffalo	121	104	12-7	5,336
20	Sat.	11-28-70	Baltimore	Baltimore	91	99	12-8	5,359
21	Tues.	12-01-70	Chicago	Philadelphia	107	91	13-8	9,290
22	Thur.	12-03-70	Milwaukee	Milwaukee	100	107	13-9	9,759
23	Fri.	12-04-70	Detroit	Detroit	103	107	13-10	5,893
24	Sat.	12-05-70	Chicago	Boston	97	101	13-11	9,047
25	Tues.	12-08-70	Chicago	San Francisco	98	87	14-11	7,986
26	Thur.	12-10-70	Syracuse, N.Y.	Buffalo	138	120	15-11	2,149
27	Fri.	12-11-70	Chicago	Atlanta	87	86	16-11	7,127
28	Sat.	12-12-70	Chicago	San Diego	103	98	17-11	9,010
29	Tues.	12-15-70	Chicago	Baltimore	115	97	18-11	9,581
30	Fri.	12-18-70	Chicago	Cincinnati	137	122	19-11	10,293
31	Sat.	12-19-70	New York	New York	87	98	19-12	18,499
32	Sun.	12-20-70	Cleveland	Cleveland	116	103	20-12	2,466
33	Tues.	12-22-70	Chicago	Cleveland	121	80	21-12	6,850
34	Wed.	12-23-70	Buffalo	Buffalo	104	103	22-12	3,182
35	Fri.	12-25-70	Baltimore	Baltimore	112	128	22-13	4,304
36	Sat.	12-26-70	Chicago	Detroit	114	117	22-14	12,117
37	Sun.	12-27-70	San Diego	San Diego	110	101	23-14	7,357
38	Tues.	12-29-70	Los Angeles	Los Angeles	117	126	23-15	14,653
39	Wed.	12-30-70	Seattle	Seattle	109	128	23-16	12,935
40	Sat.	01-02-71	Portland	Portland	136	113	24-16	5,101
41	Tues.	01-05-71	Chicago	San Diego	116	103	25-16	5,714
42	Wed.	01-06-71	Madison, Wis.	Milwaukee	106	119	25-17	6,093
43	Fri.	01-08-71	Chicago	Portland	105	113	25-18	5,116
44	Sun.	01-10-71	Chicago	Buffalo	141	113	26-18	7,019
45	Thur.	01-14-71	Chicago	Philadelphia	108	103	27-18	6,170
46	Fri.	01-15-71	Philadelphia	Philadelphia	96	99	27-19	5,858
47	Sat.	01-16-71	Chicago	Milwaukee	90	110	27-20	14,013
48	Tues.	01-19-71	Chicago	Portland	123	111	28-20	7,511
49	Wed.	01-20-71	Chicago	New York	109	103	29-20	9,088
50	Sat.	01-23-71	San Francisco	San Francisco	87	83	30-20	3,213
51	Sun.	01-24-71	Phoenix	Phoenix	112	113	30-21	5,923
52	Tues.	01-26-71	Los Angeles	Los Angeles	111	136	30-22	10,363
53	Wed.	01-27-71	San Diego	San Diego	111	106	31-22	4,188
54	Sun.	01-31-71	Chicago	Cincinnati	131	99	32-22	10,096
55	Tues.	02-02-71	Chicago	Seattle	118	101	33-22	8,813
56	Wed.	02-03-71	Baltimore	Baltimore	124	102	34-22	3,748
57	Fri.	02-05-71	Chicago	Philadelphia	114	102	35-22	10,918
58	Sat.	02-06-71	New York	New York	109	102	36-22	19,510
59	Sun.	02-07-71	Boston	Boston	96	104	36-23	6,088
60	Tues.	02-09-71	Chicago	Boston	88	90	36-24	10,833
61	Fri.	02-12-71	Chicago	Los Angeles	107	88	37-24	14,050
62	Sat.	02-13-71	Milwaukee	Milwaukee	96	103	37-25	10,746
63	Sun.	02-14-71	Chicago	Cleveland	108	83	38-25	10,386
64	Tues.	02-16-71	Chicago	Atlanta	118	102	39-25	11,122
65	Wed.	02-17-71	Cleveland	Cleveland	109	104	40-25	8,429
66	Fri.	02-19-71	Chicago	Detroit (OT)	115	114	41-25	18,545*
67	Sun.	02-21-71	Detroit	Detroit	125	112	42-25	8,520
68	Sat.	02-27-71	Seattle	Seattle	129	114	43-25	10,801
69	Mon.	03-01-71	Las Cruces, N.M.	Cincinnati	98	94	44-25	9,097
70	Wed.	03-03-71	Phoenix	Phoenix	90	115	44-26	12,371
71	Fri.	03-05-71	San Diego	San Francisco	130	103	45-26	10,138
72	Sat.	03-06-71	San Francisco	San Diego	105	99	46-26	10,388
73	Sun.	03-07-71	Los Angeles	Los Angeles	108	117	46-27	13,825
74	Tues.	03-09-71	Chicago	Milwaukee (OT)	110	103	47-27	16,277
75	Fri.	03-12-71	Chicago	Phoenix	116	92	48-27	14,703
76	Sat.	03-13-71	Chicago	Phoenix	111	99	49-27	17,505*
77	Sun.	03-14-71	Boston	Boston	104	117	49-28	5,084
78	Tues.	03-16-71	Chicago	Baltimore	113	99	50-28	8,854
79	Thur.	03-18-71	Chicago	San Francisco	85	91	50-29	10,303
80	Fri.	03-19-71	Atlanta	Atlanta (OT)	111	112	50-30	7,182
81	Sat.	03-20-71	Chicago	Atlanta	138	121	51-30	10,844
82	Sun.	03-21-71	Detroit	Detroit	111	116	51-31	7,810

* home sellout



LEFT TO RIGHT: (front row): Matt Guokas, Jim King, Jim Collins, Jerry Sloan, John Baum, Bob Weiss. (back row): Head Coach Dick Motta, Bob Love, A.W. Holt, Tom Boerwinkle, Jim Fox, Paul Ruffner, Chet Walker, Trainer Bob Biel, General Manager Pat Williams.

DRAFT: First round, Jimmy Collins (New Mexico State); second round, Paul Ruffner (Brigham Young).

RECORD: 51-31 (SECOND PLACE)

REGULAR SEASON: Finished season with 50-plus wins for first time in club's history ... Boerwinkle's 33 rebounds led Bulls over Bucks 110-103, snapping Milwaukee's 20 straight wins (03/09/71) ... Bulls defeated Suns in back-to-back Stadium contests to gain playoff spot ... Love and Walker combined for 59 points in Bulls 116-92 win (03/12/71) ... the following night they combined for 54 points in Bulls 111-99 win ... set team-record 52 assists in 138-121 win over Atlanta (03/20/71).

PLAYOFFS: Weiss' 25 points and club's second-half rally enabled Bulls to tie the Los Angeles series 3-3 with a 113-99 win (04/04/71) ... eliminated 4-3 by L.A. Lakers.

HONORS: Motta named NBA Coach of the Year ... Love named to NBA West All-Star Team ... Love and Sloan also named to All-Defensive Second Team ... Walker led NBA in free throw percentage (.859) ... Love set club record in minutes (3,482) and points (2,043).



GAME	DAY	DATE	PLACE	TEAM	BULLS	OPP.	W-L	ATTN.
1	Tues.	10-12-71	Chicago	Philadelphia	100	114	0-1	8,697
2	Fri.	10-15-71	Chicago	Baltimore	106	82	1-1	8,889
3	Wed.	10-20-71	Waco, Texas	Houston	125	110	2-1	750
4	Fri.	10-22-71	Los Angeles	Los Angeles	113	106	3-1	15,086
5	Sun.	10-24-71	Phoenix	Phoenix	105	104	4-1	6,970
6	Tues.	10-26-71	Portland	Portland	123	111	5-1	5,715
7	Fri.	10-29-71	San Diego	Golden State	83	99	5-2	4,126
8	Tues.	11-02-71	Chicago	Phoenix	108	101	6-2	5,843
9	Wed.	11-03-71	Atlanta	Atlanta	113	100	7-2	4,778
10	Fri.	11-05-71	Chicago	Milwaukee	102	104	7-3	19,500*
11	Sat.	11-06-71	Buffalo	Buffalo	99	130	7-4	7,164
12	Tues.	11-09-71	Chicago	Los Angeles	109	122	7-5	9,082
13	Wed.	11-10-71	Baltimore	Baltimore	125	106	8-5	5,962
14	Sat.	11-13-71	Chicago	Houston	111	102	9-5	9,275
15	Tues.	11-16-71	Chicago	Seattle	95	87	10-5	8,907
16	Fri.	11-19-71	Philadelphia	Philadelphia	148	104	11-5	8,350
17	Sat.	11-20-71	Chicago	Boston	123	106	12-5	12,410
18	Tues.	11-23-71	Chicago	Portland	130	94	13-5	7,533
19	Fri.	11-26-71	Chicago	Golden State	121	89	14-5	16,141
20	Sat.	11-27-71	New York	New York	99	100	14-6	19,588
21	Tues.	11-30-71	Chicago	Atlanta	86	85	15-6	7,077
22	Wed.	12-01-71	Cincinnati	Cincinnati	109	101	16-6	2,207
23	Fri.	12-03-71	Chicago	New York	122	96	17-6	15,009
24	Sat.	12-04-71	Milwaukee	Milwaukee	105	108	17-7	10,746
25	Tues.	12-07-71	Chicago	Cleveland	115	99	18-7	7,951
26	Thur.	12-09-71	Detroit	Detroit	107	110	18-8	3,101
27	Fri.	12-10-71	Chicago	Baltimore	118	102	19-8	10,293
28	Sat.	12-11-71	Boston	Boston	115	99	20-8	5,523
29	Tues.	12-14-71	Chicago	Boston	108	116	20-9	9,554
30	Fri.	12-17-71	Chicago	Houston	98	109	20-10	6,714
31	Sun.	12-19-71	Cleveland	Cleveland	119	101	21-10	3,476
32	Tues.	12-21-71	Chicago	Detroit	127	92	22-10	8,108
33	Thur.	12-23-71	Phoenix	Phoenix (OT)	117	108	23-10	9,289
34	Sat.	12-25-71	Portland	Portland	109	88	24-10	6,446
35	Sun.	12-26-71	Seattle	Seattle	103	102	25-10	10,240
36	Tues.	12-28-71	Chicago	Milwaukee	116	105	26-10	19,497*
37	Thur.	12-30-71	Chicago	Portland	117	92	27-10	11,521
38	Tues.	01-04-72	Chicago	Phoenix	108	112	27-11	9,009
39	Wed.	01-05-72	Philadelphia	Philadelphia	139	107	28-11	5,472
40	Fri.	01-07-72	Chicago	Baltimore	94	104	28-12	10,083
41	Sat.	01-08-72	New York	New York	113	108	29-12	19,588
42	Sun.	01-09-72	Chicago	Cincinnati (OT)	108	104	30-12	5,845
43	Tues.	01-11-72	Chicago	New York	116	91	31-12	13,010
44	Wed.	01-12-72	Boston	Boston	112	113	31-13	6,839
45	Fri.	01-14-72	Milwaukee	Milwaukee	77	104	31-14	10,746
46	Sat.	01-15-72	Chicago	Portland	120	100	32-14	6,212
47	Fri.	01-21-72	Buffalo	Buffalo	113	93	33-14	5,638
48	Sat.	01-22-72	Chicago	Houston	115	108	34-14	11,108
49	Mon.	01-24-72	Chicago	Golden State	110	105	35-14	11,496
50	Wed.	01-26-72	San Antonio	Houston	117	108	36-14	5,746
51	Thur.	01-27-72	Oakland	Golden State	107	108	36-15	6,531
52	Fri.	01-28-72	Phoenix	Phoenix	116	102	37-15	9,245
53	Sun.	01-30-72	Chicago	Detroit	109	99	38-15	7,104
54	Tues.	02-01-72	Chicago	Seattle	103	121	39-16	7,886
55	Wed.	02-02-72	Boston	Boston	100	124	39-17	5,091
56	Fri.	02-04-72	Baltimore	Baltimore	110	108	39-17	6,648
57	Sat.	02-05-72	Chicago	Buffalo	130	96	40-17	5,899
58	Sun.	02-06-72	Chicago	Cincinnati	119	94	41-17	15,130
59	Tues.	02-08-72	Chicago	Cleveland	114	90	42-17	8,618
60	Fri.	02-11-72	Chicago	Atlanta	102	91	43-17	11,116
61	Sat.	02-12-72	Atlanta	Atlanta	117	106	44-17	6,318
62	Sun.	02-13-72	Chicago	Golden State	88	107	44-18	15,048
63	Thur.	02-17-72	Chicago	New York (OT)	99	102	44-19	11,895
64	Fri.	02-18-72	Detroit	Detroit	122	97	45-19	5,195
65	Sat.	02-19-72	Chicago	Milwaukee	104	97	46-19	18,130*
66	Sun.	02-20-72	Milwaukee	Milwaukee	100	103	46-20	10,746
67	Tues.	02-22-72	Chicago	Philadelphia	119	88	47-20	10,186
68	Fri.	02-25-72	Chicago	Phoenix	115	107	48-20	9,720
69	Sat.	02-26-72	Oakland	Golden State	107	106	49-20	8,207
70	Sun.	02-27-72	Los Angeles	Los Angeles (OT)	118	123	49-21	17,505*
71	Tues.	02-29-72	Portland	Portland	116	92	50-21	5,076
72	Fri.	03-03-72	Seattle	Seattle	103	112	50-22	13,006
73	Sun.	03-05-72	Houston	Houston	128	97	51-22	4,525
74	Wed.	03-08-72	Atlanta	Atlanta	98	96	52-22	5,796
75	Fri.	03-10-72	Cincinnati	Cincinnati	100	104	52-23	8,467
76	Tues.	03-14-72	Chicago	Seattle	111	115	52-24	11,910
77	Fri.	03-17-72	Chicago	Buffalo	126	103	53-24	6,316
78	Sat.	03-18-72	Cleveland	Cleveland	109	91	54-24	5,561
79	Sun.	03-19-72	Detroit	Detroit	115	107	55-24	5,015
80	Tues.	03-21-72	Chicago	Los Angeles	104	109	55-25	17,729
81	Fri.	03-24-72	Philadelphia	Philadelphia	116	99	56-25	15,304
82	Sat.	03-25-72	Chicago	Detroit	121	105	57-25	10,031

* home sellout



LEFT TO RIGHT: (front row): Jim King, Jackie Dinkins, Jerry Sloan, Trainer Bob Biel, Chet Walker, Bob Weiss, Howard Porter. (back row): Head Coach Dick Motta, Norm Van Lier, Bob Love, Tom Boerwinkle, Clifford Ray, Kennedy McIntosh, Assistant Coach Phil Johnson.

DRAFT: First round, Kennedy McIntosh (Eastern Michigan); second round, Willie Sojourner (Weber State) and Howard Porter (Villanova).

RECORD: 57-25 (SECOND PLACE)

REGULAR SEASON: Finished with a franchise-record 57 wins ... second consecutive (and only two) 50-plus win season ... Walker scored team-record 56 points in Bulls 119-94 win over Cincinnati (02/06/72) ... Boerwinkle suffered knee injury last week of regular season.

PLAYOFFS: Made playoffs for third consecutive season ... eliminated 4-0 by L.A. Lakers.

HONORS: Clifford Ray named to NBA All-Rookie Team ... Love named to NBA West All-Star Team, All-NBA Second Team and All-Defensive Second Team ... Sloan named All-Defensive First-Team ... Love led team in scoring (25.8) ... Boerwinkle led team in rebounding (11.2).



GAME	DAY	DATE	PLACE	TEAM	BULLS	OPP.	W-L	ATTN.
1	Tues.	10-10-72	Chicago	Philadelphia	95	89	1-0	7,877
2	Fri.	10-13-72	Detroit	Detroit	91	100	1-1	4,001
3	Sat.	10-14-72	Chicago	Boston	88	96	1-2	8,143
4	Sat.	10-21-72	Houston	Houston	130	97	2-2	3,464
5	Sun.	10-22-72	Los Angeles	Los Angeles	99	104	2-3	15,328
6	Tues.	10-24-72	Phoenix	Phoenix	107	106	3-3	9,039
7	Thur.	10-26-72	Oakland	Golden State	94	93	4-3	5,361
8	Fri.	10-27-72	Portland	Portland	118	95	5-3	6,020
9	Sun.	10-29-72	Seattle	Seattle	95	94	6-3	8,022
10	Tues.	10-31-72	Chicago	KC-Omaha	104	95	7-3	6,844
11	Fri.	11-03-72	Chicago	Phoenix	115	100	8-3	11,089
12	Sat.	11-04-72	Buffalo	Buffalo	99	101	8-4	7,869
13	Sat.	11-11-72	Baltimore	Baltimore	111	106	9-4	4,008
14	Tues.	11-14-72	Chicago	Seattle	97	80	10-4	7,894
15	Fri.	11-17-72	Detroit	Detroit	96	109	10-5	4,408
16	Sat.	11-18-72	Chicago	Baltimore	95	79	11-5	10,409
17	Tues.	11-21-72	Chicago	Houston	113	105	12-5	6,022
18	Fri.	11-24-72	Chicago	Golden State	100	96	13-5	14,103
19	Sat.	11-25-72	Atlanta	Atlanta	100	99	14-5	7,852
20	Tues.	11-28-72	Chicago	KC-Omaha	91	92	14-6	8,484
21	Wed.	11-29-72	Milwaukee	Milwaukee	97	105	14-7	10,598
22	Fri.	12-01-72	Kansas City	KC-Omaha (OT)	106	97	15-7	6,215
23	Sat.	12-02-72	Chicago	Seattle	89	80	16-7	8,030
24	Tues.	12-05-72	Chicago	Detroit	130	108	17-7	6,011
25	Thur.	12-07-72	Chicago	Atlanta (OT)	89	94	17-8	8,292
26	Fri.	12-08-72	Philadelphia	Philadelphia	118	102	18-8	2,561
27	Sat.	12-09-72	Chicago	Buffalo	105	94	19-8	4,882
28	Tues.	12-12-72	Chicago	Los Angeles (OT)	105	106	19-9	12,212
29	Fri.	12-15-72	Chicago	New York	90	86	20-9	11,329
30	Sat.	12-16-72	New York	New York	83	97	20-10	19,694
31	Tues.	12-19-72	Chicago	Portland	100	109	20-11	7,338
32	Fri.	12-22-72	Portland	Portland	127	97	21-11	8,790
33	Sat.	12-23-72	Oakland	Golden State	109	127	21-12	4,111
34	Mon.	12-25-72	Phoenix	Phoenix	108	115	21-13	10,420
35	Tues.	12-26-72	Chicago	KC-Omaha	117	103	22-13	9,218
36	Fri.	12-29-72	Boston	Boston	106	99	23-13	12,513
37	Sat.	12-30-72	Chicago	Milwaukee	99	92	24-13	19,500*
38	Tues.	01-02-73	Chicago	Atlanta	100	90	25-13	9,842
39	Thur.	01-04-73	Chicago	Houston	111	97	26-13	6,331
40	Fri.	01-05-73	Chicago	Phoenix	115	126	26-14	9,091
41	Sun.	01-07-73	Chicago	Buffalo	119	96	27-14	6,325
42	Tues.	01-09-73	Chicago	Philadelphia	126	110	28-14	7,357
43	Wed.	01-10-73	Omaha, Neb.	KC-Omaha	100	102	28-15	3,473
44	Fri.	01-12-73	Chicago	Los Angeles	97	109	28-16	15,743
45	Sun.	01-14-73	Milwaukee	Milwaukee	95	100	28-17	10,746
46	Tues.	01-16-73	Chicago	Portland	100	89	29-17	6,623
47	Fri.	01-19-73	Chicago	Golden State	80	115	29-18	12,108
48	Sat.	01-20-73	Detroit	Detroit	92	112	29-19	4,853
49	Fri.	01-26-73	Chicago	Baltimore	110	100	30-19	8,088
50	Sun.	01-28-73	Chicago	Detroit	110	105	31-19	12,124
51	Tues.	01-30-73	Los Angeles	Los Angeles	92	95	31-20	15,898
52	Fri.	02-02-73	Seattle	Seattle	104	118	31-21	8,818
53	Sun.	02-04-73	Chicago	Milwaukee	121	99	32-21	13,528
54	Tues.	02-06-73	Chicago	KC-Omaha	114	107	33-21	12,091
55	Fri.	02-09-73	Cleveland	Cleveland	103	97	34-21	6,993
56	Sat.	02-10-73	Kansas City	KC-Omaha	102	101	35-21	10,020
57	Sun.	02-11-73	Chicago	Golden State	96	101	35-22	13,151
58	Tues.	02-13-73	Chicago	Boston	101	105	35-23	15,079
59	Wed.	02-14-73	New York	New York	100	98	36-23	19,694
60	Fri.	02-16-73	Chicago	Cleveland	100	92	37-23	7,334
61	Sun.	02-18-73	Houston	Houston	110	99	38-23	3,287
62	Tues.	02-20-73	Chicago	Los Angeles	103	89	39-23	13,534
63	Fri.	02-23-73	Chicago	New York	84	83	40-23	14,206
64	Sat.	02-24-73	Chicago	Phoenix	122	100	41-23	12,753
65	Sun.	02-25-73	Seattle	Seattle	88	85	42-23	10,103
66	Tues.	02-27-73	Portland	Portland	125	110	43-23	7,017
67	Fri.	03-02-73	Los Angeles	Los Angeles	88	108	43-24	17,505
68	Sat.	03-03-73	Oakland	Golden State	117	116	44-24	4,968
69	Sun.	03-04-73	Phoenix	Phoenix (OT)	118	117	45-24	7,085
70	Tues.	03-06-73	Milwaukee	Milwaukee	88	96	45-25	10,746
71	Thur.	03-08-73	Buffalo	Buffalo	102	112	45-26	7,142
72	Fri.	03-09-73	Hershey, Pa.	Philadelphia	104	84	46-26	2,701
73	Sat.	03-10-73	College Park, Md.	Baltimore	105	99	47-26	8,874
74	Tue.	03-13-73	Chicago	Seattle	104	89	48-26	9,270
75	Fri.	03-16-73	Chicago	Milwaukee (OT)	91	99	48-27	18,519*
76	Sat.	03-17-73	Chicago	Detroit	97	99	48-28	14,227
77	Sun.	03-18-73	Detroit	Detroit	119	107	49-28	4,607
78	Tues.	03-20-73	Chicago	Portland	123	109	50-28	11,175
79	Wed.	03-21-73	Boston	Boston	105	106	50-29	8,505
80	Sat.	03-24-73	Atlanta	Atlanta	111	113	50-30	9,218
81	Sun.	03-25-73	Cleveland	Cleveland	105	112	50-31	5,907
82	Tues.	03-27-73	Chicago	Cleveland	121	105	51-31	8,768

* home sellout



LEFT TO RIGHT: (front row): Norm Van Lier, Gar Heard, Howard Porter, Bob Weiss, Bob Love, Jerry Sloan, Frank Russell, Jim King. (back row): Trainer Bob Biel, Head Coach Dick Motta, General Manager Pat Williams, Rowland Garrett, Clifford Ray, Dennis Awtrey, Chet Walker, Tom Boerwinkle, Assistant Coach Phil Johnson.

DRAFT: First round, Ralph Simpson (Michigan State).

RECORD: 51-31 (SECOND PLACE)

REGULAR SEASON: Third consecutive 50-plus win season ... Bulls sold to new group which included Lester Crown, Lamar Hunt, Philip Klutznick, Jonathan Kovler, George Steinbrenner and Arthur Wirtz ... Love had back-to-back 49-point performances in wins over Milwaukee (02/04/73) and Kansas City-Omaha (02/06/73).

PLAYOFFS: Made playoffs for sixth time in seven years ... Bulls knocked out of playoffs 4-3 by L.A. Lakers ... Bulls blew 90-83 lead in seventh game with 2:58 left and were outscored 12-2 in final minutes ... Pat Williams left in the summer of 1973 for Atlanta.

HONORS: Love and Walker named to NBA West All-Star Team ... Love led team in scoring (23.1) ... Ray led team in rebounding (10.9).



GAME	DAY	DATE	PLACE	TEAM	BULLS	OPP.	W-L	ATTN.
1	Tues.	10-09-73	Chicago	Los Angeles	97	117	0-1	6,013
2	Wed.	10-10-73	Kansas City	KC-Omaha	105	90	1-1	5,813
3	Fri.	10-12-73	Omaha, Neb.	KC-Omaha	84	88	1-2	4,036
4	Sat.	10-13-73	Chicago	Detroit	101	94	2-2	3,774
5	Fri.	10-19-73	Chicago	Capital	117	103	3-2	3,124
6	Sat.	10-20-73	New York	New York	85	69	4-2	19,694
7	Sun.	10-21-73	College Park, Md.	Capital	107	99	5-2	7,641
8	Fri.	10-26-73	Chicago	Houston	121	113	6-2	3,617
9	Sat.	10-27-73	Houston	Houston	102	92	7-2	3,183
10	Fri.	11-02-73	Chicago	Buffalo	107	97	8-2	7,718
11	Sat.	11-03-73	Chicago	Cleveland	105	94	9-2	5,733
12	Sun.	11-04-73	Toronto	Buffalo (OT)	101	95	10-2	6,075
13	Thur.	11-08-73	Oakland	Golden State	112	111	11-2	4,268
14	Sat.	11-10-73	Portland	Portland	106	104	12-2	12,004
15	Sun.	11-11-73	Seattle	Seattle	116	98	13-2	10,915
16	Tues.	11-13-73	Phoenix	Phoenix	108	116	13-3	6,045
17	Fri.	11-16-73	Los Angeles	Los Angeles	102	118	13-4	14,185
18	Sun.	11-18-73	Detroit	Detroit	104	102	14-4	7,457
19	Tues.	11-20-73	Chicago	Portland	106	101	15-4	6,232
20	Fri.	11-23-73	Chicago	Phoenix	94	99	15-5	8,742
21	Sat.	11-24-73	Chicago	Detroit (OT)	114	112	16-5	5,680
22	Tues.	11-27-73	Chicago	Golden State	123	117	17-5	5,840
23	Wed.	11-28-73	Philadelphia	Philadelphia	96	101	17-6	4,639
24	Fri.	11-30-73	Chicago	New York	115	97	18-6	11,846
25	Sat.	12-01-73	Boston	Boston	98	120	18-7	11,919
26	Tues.	12-04-73	Chicago	Seattle	130	107	19-7	5,104
27	Thur.	12-06-73	Chicago	Philadelphia	103	98	20-7	5,158
28	Fri.	12-07-73	Cleveland	Cleveland	96	91	21-7	2,868
29	Sat.	12-08-73	Chicago	Boston	112	95	22-7	11,843
30	Tues.	12-11-73	Chicago	KC-Omaha	105	104	23-7	5,012
31	Thur.	12-13-73	Milwaukee	Milwaukee	97	94	24-7	10,938
32	Fri.	12-14-73	Chicago	Los Angeles	97	100	24-8	9,213
33	Sat.	12-15-73	Chicago	Houston	104	100	25-8	7,011
34	Tues.	12-18-73	Chicago	Seattle	92	93	25-9	4,721
35	Wed.	12-19-73	Detroit	Detroit	87	89	25-10	3,733
36	Sat.	12-22-73	Chicago	Golden State	110	86	26-10	5,952
37	Wed.	12-26-73	Capital, Md.	Capital	81	82	26-11	13,566
38	Fri.	12-28-73	Chicago	Atlanta	118	94	27-11	10,231
39	Sat.	12-29-73	Chicago	Detroit	108	103	28-11	8,849
40	Sun.	12-30-73	Portland	Portland	92	99	28-12	8,866
41	Tues.	01-01-74	Oakland	Golden State	91	80	29-12	3,761
42	Fri.	01-04-74	Seattle	Seattle (OT)	101	103	29-13	12,042
43	Sun.	01-06-74	Chicago	Phoenix (OT)	120	116	30-13	6,013
44	Tues.	01-08-74	Chicago	New York	80	108	30-14	7,202
45	Wed.	01-09-74	Boston	Boston	89	106	30-15	6,234
46	Thur.	01-10-74	Atlanta	Atlanta	116	104	31-15	9,194
47	Sat.	01-12-74	Chicago	Milwaukee	82	101	31-16	18,587*
48	Sun.	01-13-74	Milwaukee	Milwaukee	94	124	31-17	10,938
49	Fri.	01-18-74	Detroit	Detroit	95	113	31-18	11,053
50	Sun.	01-20-74	Chicago	Portland	99	97	32-18	4,815
51	Tues.	01-22-74	Chicago	Atlanta	102	89	33-18	7,118
52	Fri.	01-25-74	Chicago	Seattle	104	99	34-18	9,422
53	Sun.	01-27-74	Chicago	Detroit	109	91	35-18	8,733
54	Wed.	01-30-74	Chicago	Capital	103	94	36-18	5,201
55	Fri.	02-01-74	Chicago	KC-Omaha	99	88	37-18	6,133
56	Sat.	02-02-74	Philadelphia	Philadelphia	105	89	38-18	3,838
57	Sun.	02-03-74	Cleveland	Cleveland	108	94	39-18	3,406
58	Tues.	02-05-74	Chicago	Boston	100	98	40-18	10,327
59	Wed.	02-06-74	Omaha, Neb.	KC-Omaha	112	95	41-18	5,392
60	Fri.	02-08-74	Buffalo	Buffalo	101	106	41-19	13,667
61	Sun.	02-10-74	Chicago	Los Angeles	96	86	42-19	10,869
62	Tues.	02-12-74	Chicago	Milwaukee	93	81	43-19	16,487
63	Wed.	02-13-74	New York	New York	80	89	43-20	19,694
64	Fri.	02-15-74	Milwaukee	Milwaukee	92	90	44-20	10,938
65	Sun.	02-17-74	Chicago	Golden State	105	108	44-21	17,211
66	Tues.	02-19-74	Chicago	Phoenix	130	96	45-21	7,451
67	Fri.	02-22-74	Chicago	Portland	117	100	46-21	9,343
68	Sun.	02-24-74	Los Angeles	Los Angeles	90	100	46-22	15,642
69	Wed.	02-27-74	Phoenix	Phoenix	107	95	47-22	5,105
70	Fri.	03-01-74	Portland	Portland	91	95	47-23	5,291
71	Sat.	03-02-74	Oakland	Golden State	88	103	47-24	11,017
72	Tues.	03-05-74	Phoenix	Phoenix	111	91	48-24	6,156
73	Wed.	03-06-74	Houston	Houston	105	93	49-24	2,247
74	Sat.	03-09-74	Atlanta	Atlanta	99	106	49-25	8,018
75	Tues.	03-12-74	Chicago	KC-Omaha	91	93	49-26	6,103
76	Fri.	03-15-74	Chicago	Buffalo	114	97	50-26	12,762
77	Sun.	03-17-74	Chicago	Milwaukee	82	107	50-27	18,542*
78	Tues.	03-19-74	Chicago	Philadelphia	103	94	51-27	5,114
79	Wed.	03-20-74	Kansas City	KC-Omaha	87	86	52-27	5,889
80	Fri.	03-22-74	Los Angeles	Los Angeles	93	99	52-28	17,078
81	Sun.	03-24-74	Seattle	Seattle	122	113	53-28	12,430
82	Tues.	03-26-74	Chicago	Cleveland	104	98	54-28	5,327

* home sellout



LEFT TO RIGHT: (front row): Howard Porter, Norm Van Lier, Bob Weiss, Jerry Sloan, Rowland Garrett, Rick Adelman. (back row): Head Coach Dick Motta, Chet Walker, Clifford Ray, Tom Boerwinkle, Dennis Awtrey, John Hummer, Bob Love, Trainer Bob Biel.

DRAFT: First round, Kevin Kunnert (Iowa). Kunnert traded to Buffalo before signing along with Garfield Heard for forward John Hummer and a draft choice.

RECORD: 54-28 (SECOND PLACE)

REGULAR SEASON: Fourth consecutive 50-plus win season ... best start in franchise history (13-2) ... won 12 straight between 10/13/73 and 11/13/73 ... streak halted at Phoenix (11/13/73) ... defeated Cleveland 104-98 for team-record 32nd home victory (03/26/74).

PLAYOFFS: Made playoffs for seventh time in eight years ... Sloan injured in sixth playoff game vs. Detroit and missed seventh game, but Bulls defeated Pistons for first playoff series win (4-3) ... eliminated 4-0 by Milwaukee.

HONORS: Van Lier and Walker named to NBA West All-Star Team ... Van Lier also named to All-Defensive First Team and All-NBA Second Team ... Sloan picked to All-Defensive First Team ... Love named All-Defensive Second Team ... Love led team in scoring (21.8) ... Ray led team in rebounding (12.2).



GAME	DAY	DATE	PLACE	TEAM	BULLS	OPP.	W-L	ATTN.
1	Fri.	10-18-74	Chicago	Atlanta (OT)	120	115	1-0	7,351
2	Sat.	10-19-74	Chicago	Milwaukee	87	70	2-0	9,031
3	Tues.	10-22-74	Milwaukee	Milwaukee	90	92	2-1	9,499
4	Wed.	10-23-74	Omaha, Neb.	KC-Omaha	98	99	2-2	4,759
5	Fri.	10-25-74	Chicago	KC-Omaha	91	112	2-3	6,942
6	Sat.	10-26-74	Buffalo	Buffalo	104	105	2-4	12,767
7	Tues.	10-29-74	Chicago	Washington	80	96	2-5	4,413
8	Wed.	10-30-74	Boston	Boston	105	104	3-5	7,964
9	Sat.	11-02-74	New York	New York	95	90	4-5	19,543
10	Sun.	11-03-74	Kansas City	KC-Omaha	86	79	5-6	4,430
11	Wed.	11-06-74	Philadelphia	Philadelphia	90	105	5-6	5,287
12	Sat.	11-09-74	Washington	Washington	89	96	5-7	8,063
13	Tues.	11-12-74	New Orleans	New Orleans	88	79	6-7	4,412
14	Thur.	11-14-74	Houston	Houston	96	105	6-8	2,523
15	Fri.	11-15-74	Phoenix	Phoenix	102	95	7-8	7,071
16	Sun.	11-17-74	Los Angeles	Los Angeles	96	76	8-8	12,417
17	Tues.	11-19-74	Portland	Portland (OT)	92	98	8-9	10,897
18	Fri.	11-22-74	Seattle	Seattle	93	89	9-9	14,082
19	Sun.	11-24-74	Chicago	Buffalo	91	89	10-9	13,446
20	Tues.	11-26-74	Chicago	KC-Omaha	90	93	10-10	7,321
21	Sat.	11-30-74	Milwaukee	Milwaukee (OT)	99	101	10-11	10,938
22	Tues.	12-03-74	Chicago	Portland	96	91	11-11	7,241
23	Fri.	12-06-74	Chicago	Milwaukee	96	99	11-12	17,107
24	Tues.	12-10-74	Chicago	Boston	89	107	11-13	11,036
25	Fri.	12-13-74	Chicago	New Orleans	109	76	12-13	5,198
26	Tues.	12-17-74	Chicago	Seattle	87	84	13-13	5,591
27	Thur.	12-19-74	Atlanta	Atlanta	88	80	14-13	3,043
28	Fri.	12-20-74	Chicago	KC-Omaha	96	73	15-13	5,021
29	Sat.	12-21-74	Cleveland	Cleveland	87	74	16-13	6,871
30	Mon.	12-23-74	Kansas City	KC-Omaha	87	97	16-14	6,454
31	Thur.	12-26-74	Chicago	Philadelphia	92	91	17-14	9,224
32	Fri.	12-27-74	Chicago	Los Angeles	93	105	17-15	11,148
33	Sat.	12-28-74	Detroit	Detroit	70	79	17-16	11,015
34	Mon.	12-30-74	Chicago	Detroit	81	86	17-17	10,846
35	Fri.	01-03-75	Chicago	Phoenix	126	99	18-17	6,047
36	Sat.	01-04-75	Chicago	KC-Omaha	100	88	19-17	8,771
37	Sun.	01-05-75	Milwaukee	Milwaukee	95	96	19-18	10,938
38	Tues.	01-07-75	Chicago	Houston	106	97	20-18	4,891
39	Fri.	01-10-75	Chicago	Atlanta	116	113	21-18	7,132
40	Sat.	01-11-75	Oakland	Golden State	114	105	22-18	12,787
41	Sun.	01-12-75	Seattle	Seattle (2 OT)	127	123	23-18	14,082
42	Fri.	01-17-75	Chicago	Phoenix	105	115	23-19	7,174
43	Sat.	01-18-75	Chicago	New York	91	104	23-20	17,422*
44	Tues.	01-21-75	New York	New York	97	94	24-20	19,694
45	Fri.	01-24-75	Chicago	Seattle	86	81	25-20	7,107
46	Sat.	01-25-75	Chicago	Detroit	116	96	26-20	18,720*
47	Sun.	01-26-75	Detroit	Detroit	93	102	26-21	10,210
48	Tues.	01-28-75	Chicago	Cleveland	125	97	27-21	5,210
49	Fri.	01-31-75	Chicago	Golden State	127	103	28-21	13,208
50	Sun.	02-02-75	Chicago	Washington	97	80	29-21	10,885
51	Tues.	02-04-75	Chicago	Portland	102	90	30-21	8,014
52	Fri.	02-07-75	Chicago	Detroit	95	83	31-21	18,836*
53	Sun.	02-09-75	Philadelphia	Philadelphia	97	109	31-22	6,370
54	Tues.	02-11-75	Chicago	New York	101	84	32-22	12,317
55	Wed.	02-12-75	Detroit	Detroit	103	93	33-22	10,706
56	Fri.	02-14-75	Chicago	Golden State	105	87	34-22	10,126
57	Sun.	02-16-75	Chicago	Buffalo	114	109	35-22	15,572
58	Tues.	02-18-75	Chicago	Los Angeles	128	105	36-22	10,214
59	Fri.	02-21-75	Chicago	Milwaukee	96	85	37-22	19,549*
60	Tues.	02-25-75	New Orleans	New Orleans	120	105	38-22	7,024
61	Thur.	02-27-75	Atlanta	Atlanta	111	91	39-22	3,563
62	Fri.	02-28-75	Houston	Houston	87	102	39-23	8,475
63	Sat.	03-01-75	Detroit	Detroit	94	95	39-24	10,666
64	Tues.	03-04-75	Oakland	Golden State	102	117	39-25	9,079
65	Thur.	03-06-75	Phoenix	Phoenix	65	88	39-26	7,883
66	Fri.	03-07-75	Los Angeles	Los Angeles	89	87	40-26	11,116
67	Sat.	03-08-75	Portland	Portland	82	88	40-27	11,744
68	Tues.	03-11-75	Chicago	Boston (OT)	115	121	40-28	19,121*
69	Fri.	03-14-75	Chicago	Detroit	97	94	41-28	14,377
70	Sun.	03-16-75	Chicago	Milwaukee	90	103	41-29	18,222*
71	Tues.	03-18-75	Chicago	Philadelphia	111	96	42-29	8,741
72	Thur.	03-20-75	Cleveland	Cleveland	83	87	42-30	7,491
73	Fri.	03-21-75	Chicago	KC-Omaha	104	98	43-30	14,792
74	Sun.	03-23-75	Kansas City	KC-Omaha	101	103	43-31	16,805
75	Tues.	03-25-75	Chicago	Houston	112	94	44-31	9,863
76	Thur.	03-27-75	Chicago	Cleveland	83	86	44-32	10,031
77	Fri.	03-28-75	Boston	Boston	92	97	44-33	15,320
78	Sun.	03-30-75	Washington	Washington	82	94	44-34	10,149
79	Tues.	04-01-75	Buffalo	Buffalo	98	93	45-34	12,888
80	Wed.	04-02-75	Detroit	Detroit	89	97	45-35	9,336
81	Fri.	04-04-75	Chicago	New Orleans	111	87	46-35	11,312
82	Sun.	04-06-75	Milwaukee	Milwaukee	112	100	47-35	10,938

* home sellout



LEFT TO RIGHT: (front row): Assistant Coach Ed Badger, Rowland Garrett, Jerry Sloan, Bob Wilson, Norm Van Lier, Leon Benbow, Matt Guokas, Head Coach Dick Motta. (back row): Trainer Bob Biel, Bob Love, Cliff Pondexter, Mickey Johnson, Nate Thurmond, Tom Boerwinkle, John Block, Chet Walker, Business Manager Johnny "Red" Kerr.

DRAFT: First round, Maurice Lucas (Marquette) and Cliff Pondexter (Long Beach State); second round, Leon Benbow (Jacksonville).

RECORD: 47-35 (FIRST PLACE)

REGULAR SEASON: Van Lier and Love held out in attempts to renegotiate existing contracts ... eventually rejoined club missing 11 and 20 games, respectively ... Mickey Johnson joined club ... picked up Nate Thurmond from Golden State for Clifford Ray, a number one draft pick and cash ... Thurmond blocked team-record 12 shots in his incredible Chicago debut as Bulls beat Atlanta 120-115 in season opener (10/18/74) ... average attendance 10,074 ... led NBA defensively, yielding an average of 95.0 points per game ... Bulls won a then team-record 12 straight home games (01/24/75 through 02/21/75).

PLAYOFFS: Defeated Kansas City in six games (4-2) ... defeated by eventual NBA Champion Golden State in Western Conference Finals 4-3.

HONORS: Sloan named to All-Defensive First Team ... Love led team in scoring (22.1) ... Thurmond led team in rebounding (11.3).



GAME	DAY	DATE	PLACE	TEAM	BULLS	OPP.	W-L	ATTN.
1	Fri.	10-24-75	Chicago	Philadelphia	103	110	0-1	8,849
2	Sat.	10-25-75	Milwaukee	Milwaukee	91	87	1-1	10,938
3	Tues.	10-28-75	Chicago	Seattle	101	90	2-1	5,115
4	Thur.	10-30-75	Cleveland	Cleveland	91	108	2-2	8,637
5	Sat.	11-01-75	Chicago	Boston	84	82	3-2	11,855
6	Tues.	11-04-75	Chicago	Phoenix	80	96	3-3	5,216
7	Wed.	11-05-75	Philadelphia	Philadelphia	82	115	3-4	8,575
8	Fri.	11-07-75	Chicago	Detroit	122	124	3-5	8,503
9	Thur.	11-13-75	Oakland	Golden State	87	98	3-6	8,585
10	Fri.	11-14-75	Portland	Portland	89	93	3-7	11,669
11	Sun.	11-16-75	Los Angeles	Los Angeles	93	110	3-8	12,218
12	Wed.	11-19-75	Seattle	Seattle	87	97	3-9	13,114
13	Fri.	11-21-75	Omaha, Neb.	KC-Omaha	98	107	3-10	5,842
14	Tues.	11-25-75	Chicago	Cleveland	94	98	3-11	4,815
15	Fri.	11-28-75	Chicago	Milwaukee	89	69	4-11	7,575
16	Sat.	11-29-75	Milwaukee	Milwaukee	85	88	4-12	10,938
17	Tues.	12-02-75	Chicago	Houston	77	91	4-13	5,122
18	Wed.	12-03-75	Boston	Boston	109	106	5-13	8,326
19	Sat.	12-06-75	Chicago	Portland	77	90	5-14	7,113
20	Sun.	12-07-75	Phoenix	Phoenix	97	114	5-15	4,383
21	Wed.	12-10-75	Seattle	Seattle	79	99	5-16	12,471
22	Fri.	12-12-75	Kansas City	KC-Omaha	99	109	5-17	7,138
23	Sat.	12-13-75	Chicago	Buffalo	101	103	5-18	6,519
24	Tues.	12-16-75	Chicago	Golden State	87	91	5-19	6,673
25	Fri.	12-19-75	Chicago	Los Angeles	104	91	6-19	7,521
26	Sat.	12-20-75	New York	New York	89	96	6-20	14,387
27	Sun.	12-21-75	Atlanta	Atlanta (OT)	97	90	7-20	4,452
28	Tues.	12-23-75	Houston	Houston	94	103	7-21	6,150
29	Fri.	12-26-75	Detroit	Detroit	87	101	7-22	6,547
30	Sat.	12-27-75	Chicago	Detroit	112	99	8-22	6,143
31	Mon.	12-29-75	Chicago	New York	93	94	8-23	5,527
32	Tues.	12-30-75	Washington	Washington	81	96	8-24	7,560
33	Fri.	01-02-76	Chicago	Washington (OT)	99	107	8-25	7,068
34	Mon.	01-05-76	Chicago	Houston	98	97	9-25	4,217
35	Tues.	01-06-76	Chicago	New Orleans	98	104	9-26	4,023
36	Fri.	01-09-76	Buffalo	Buffalo	107	100	10-26	8,103
37	Sat.	01-10-76	Chicago	KC-Omaha	111	84	11-26	5,791
38	Tues.	01-13-76	Chicago	Los Angeles	102	104	11-27	6,634
39	Fri.	01-16-76	Chicago	Buffalo	104	110	11-28	6,215
40	Sat.	01-17-76	Chicago	Boston	92	94	11-29	11,079
41	Tues.	01-20-76	Chicago	Atlanta	86	100	11-30	4,346
42	Wed.	01-21-76	New Orleans	New Orleans	102	93	12-30	19,223
43	Sun.	01-25-76	Kansas City	KC-Omaha	110	118	12-31	6,857
44	Tues.	01-27-76	Chicago	Golden State	110	103	13-31	7,576
45	Wed.	01-28-76	Detroit	Detroit	87	84	14-31	3,682
46	Fri.	01-30-76	Chicago	Cleveland	89	91	14-32	7,729
47	Sat.	01-31-76	Chicago	KC-Omaha	96	104	14-33	6,215
48	Sun.	02-01-76	Atlanta	Atlanta	80	84	14-34	3,458
49	Fri.	02-06-76	Chicago	Los Angeles	112	106	15-34	7,946
50	Sat.	02-07-76	Houston	Houston	87	89	15-35	5,037
51	Sun.	02-08-76	New Orleans	New Orleans	96	92	16-35	24,382
52	Tues.	02-10-76	Chicago	Philadelphia	84	85	16-36	7,623
53	Thur.	02-12-76	Cleveland	Cleveland	83	86	16-37	9,476
54	Sat.	02-14-76	Chicago	Milwaukee	89	95	16-38	6,023
55	Tues.	02-17-76	Chicago	Phoenix (OT)	114	111	17-38	4,313
56	Fri.	02-20-76	Chicago	Portland	130	74	18-38	6,121
57	Sun.	02-22-76	Milwaukee	Milwaukee	112	115	18-39	10,938
58	Tues.	02-24-76	Chicago	Washington	83	92	18-40	7,166
59	Sat.	02-28-76	New York	New York	85	93	18-41	14,987
60	Tues.	03-02-76	Portland	Portland	105	116	18-42	8,207
61	Thur.	03-04-76	Oakland	Golden State	110	124	18-43	11,430
62	Fri.	03-05-76	Phoenix	Phoenix	97	99	18-44	5,346
63	Sun.	03-07-76	Los Angeles	Los Angeles	91	88	19-44	10,568
64	Tues.	03-09-76	Chicago	Seattle	102	101	20-44	4,614
65	Fri.	03-12-76	Chicago	KC-Omaha	73	95	20-45	5,019
66	Sat.	03-13-76	Chicago	New Orleans	111	117	20-46	6,821
67	Tues.	03-16-76	Chicago	Phoenix	120	87	21-46	3,392
68	Wed.	03-17-76	Philadelphia	Philadelphia	101	108	21-47	12,892
69	Fri.	03-19-76	Chicago	Atlanta	108	101	22-47	5,132
70	Sun.	03-21-76	Kansas City	KC-Omaha	101	112	22-48	7,256
71	Tues.	03-23-76	Buffalo	Buffalo	109	122	22-49	10,608
72	Wed.	03-24-76	Boston	Boston	87	94	22-50	10,005
73	Fri.	03-26-76	Chicago	Detroit	77	85	22-51	4,516
74	Sat.	03-27-76	Washington	Washington	84	99	22-52	9,751
75	Tues.	03-30-76	Chicago	Golden State	84	94	22-53	6,115
76	Wed.	03-31-76	Detroit	Detroit	96	102	22-54	3,839
77	Fri.	04-02-76	Chicago	New York	95	110	22-55	6,227
78	Sat.	04-03-76	Chicago	Detroit (OT)	97	93	23-55	4,161
79	Mon.	04-05-76	Chicago	Milwaukee	97	102	23-56	5,678
80	Wed.	04-07-76	Seattle	Seattle	114	115	23-57	14,086
81	Fri.	04-09-76	Portland	Portland	88	100	23-58	9,661
82	Sun.	04-11-76	Milwaukee	Milwaukee	111	77	24-58	9,275



LEFT TO RIGHT: (front row): Bob Love, Eric Fernsten, Steve Patterson, Tom Boerwinkle, John Block, Mickey Johnson, Jack Marin, Cliff Pondexter. (back row): Head Coach Dick Motta, Assistant Coach Ed Badger, Norm Van Lier, John Laskowski, Jerry Sloan, Bobby Wilson, Leon Benbow, Doug Atkinson.

DRAFT: Second round, Steve Green (Indiana) and John Laskowski (Indiana).

RECORD: 24-58 (FOURTH PLACE)

REGULAR SEASON: Lowest win total to date in club's history with 24 wins ... failed to make playoffs for only second time in nine-year history (other time was in 1969) ... Motta resigned ... during season acquired Jack Marin ... traded Nate Thurmond ... led NBA defensively, yielding an average of 98.0 points per game ... Mickey Johnson hit a then team-record 14 consecutive points vs. Washington (02/24/76) ... beat New Orleans 96-92 in front of then-top NBA crowd ever at Super Dome (24,382 on 02/08/76) ... Bulls defeated Portland by 56 points for biggest win margin in Bulls history 130-74 (02/20/76).

PLAYOFFS: Failed to qualify.

HONORS: Van Lier named to NBA West All-Star Team and All-Defensive First Team ... Love led team in scoring for seventh consecutive season (19.1) ... Boerwinkle led team in rebounding (10.7).



GAME	DAY	DATE	PLACE	TEAM	BULLS	OPP.	W-L	ATTN.
1	Fri.	10-22-76	Cleveland	Cleveland	95	106	0-1	19,783
2	Sat.	10-23-76	Chicago	Indiana	102	97	1-1	10,136
3	Tues.	10-26-76	Chicago	Milwaukee	90	88	2-1	7,106
4	Fri.	10-29-76	Chicago	Phoenix	82	95	2-2	9,918
5	Sat.	10-30-76	Milwaukee	Milwaukee	74	102	2-3	10,938
6	Thur.	11-04-76	Atlanta	Atlanta	87	97	2-4	4,559
7	Fri.	11-05-76	Chicago	Denver	85	99	2-5	13,549
8	Tues.	11-09-76	Chicago	Houston	92	111	2-6	5,582
9	Wed.	11-10-76	Philadelphia	Philadelphia	88	103	2-7	13,847
10	Sat.	11-13-76	Chicago	Detroit	103	106	2-8	8,394
11	Sun.	11-21-76	Phoenix	Phoenix	96	101	2-9	7,589
12	Wed.	11-24-76	Portland	Portland (OT)	115	117	2-10	11,832
13	Fri.	11-26-76	Seattle	Seattle	97	101	2-11	14,098
14	Sun.	11-28-76	Los Angeles	Los Angeles	84	103	2-12	9,890
15	Tues.	11-30-76	Chicago	Golden State	120	125	2-13	8,126
16	Fri.	12-03-76	Boston	Boston (OT)	109	115	2-14	11,173
17	Sat.	12-04-76	Chicago	New Orleans	107	99	3-14	9,214
18	Tues.	12-07-76	Chicago	Los Angeles	89	81	4-14	8,533
19	Wed.	12-08-76	Detroit	Detroit	100	107	4-15	4,715
20	Fri.	12-10-76	New Orleans	New Orleans	92	78	5-15	10,054
21	Sat.	12-11-76	Chicago	Boston	84	76	6-15	11,855
22	Tues.	12-14-76	Chicago	Philadelphia	101	88	7-15	19,690*
23	Fri.	12-17-76	Chicago	San Antonio	103	101	8-15	7,148
24	Sat.	12-18-76	Denver	Denver	106	111	8-16	17,301
25	Tues.	12-21-76	Chicago	Seattle (2 OT)	103	101	9-16	8,150
26	Thur.	12-23-76	Chicago	Atlanta	101	95	10-16	6,521
27	Sat.	12-25-76	Kansas City	KC-Omaha	96	91	11-16	9,576
28	Tues.	12-28-76	Chicago	Portland	79	84	11-17	19,889*
29	Thur.	12-30-76	Oakland	Golden State	106	124	11-18	12,586
30	Sat.	01-01-77	Portland	Portland	82	89	11-19	11,548
31	Sun.	01-02-77	Seattle	Seattle	79	83	11-20	14,098
32	Tues.	01-04-77	Chicago	New York Nets	88	80	12-20	5,266
33	Wed.	01-05-77	Indianapolis	Indiana	94	109	12-21	9,896
34	Fri.	01-07-77	Chicago	New York Knicks	108	88	13-21	17,177
35	Sat.	01-08-77	Denver	Denver	99	119	13-22	17,111
36	Tues.	01-11-77	Chicago	Phoenix	93	90	14-22	6,446
37	Wed.	01-12-77	Washington	Washington	99	85	15-22	6,971
38	Fri.	01-14-77	Chicago	Washington	89	94	15-23	10,653
39	Sat.	01-15-77	Chicago	Milwaukee	96	93	16-23	7,723
40	Sun.	01-16-77	Milwaukee	Milwaukee	102	63	17-23	9,690
41	Tues.	01-18-77	Houston	Houston	85	103	17-24	5,451
42	Wed.	01-19-77	San Antonio	San Antonio	107	115	17-25	7,568
43	Fri.	01-21-77	Chicago	Buffalo	110	89	18-25	7,828
44	Sun.	01-23-77	New York	New York Nets	86	95	18-26	5,508
45	Tues.	01-25-77	New York	New York Knicks	91	108	18-27	14,694
46	Wed.	01-26-77	Chicago	Cleveland	106	93	19-27	9,047
47	Fri.	01-28-77	Kansas City	KC-Omaha	94	105	19-28	6,329
48	Sat.	01-29-77	Chicago	Detroit	109	101	20-28	8,425
49	Tues.	02-01-77	Chicago	KC-Omaha	86	97	20-29	5,723
50	Thur.	02-03-77	San Antonio	San Antonio	107	98	21-29	7,899
51	Sat.	02-05-77	Atlanta	Atlanta	96	99	21-30	7,528
52	Sun.	02-06-77	Indianapolis	Indiana	99	111	21-31	13,784
53	Tues.	02-08-77	Chicago	San Antonio	111	89	22-31	5,193
54	Wed.	02-09-77	Houston	Houston	103	108	22-32	4,123
55	Fri.	02-11-77	Chicago	New Orleans	110	92	23-32	10,224
56	Tues.	02-15-77	Chicago	New York Nets	114	106	24-32	5,116
57	Wed.	02-16-77	New York	New York Knicks	103	123	24-33	14,565
58	Fri.	02-18-77	Chicago	Portland	87	90	24-34	9,214
59	Tues.	02-22-77	Chicago	Golden State	118	102	25-34	8,137
60	Fri.	02-25-77	Chicago	Atlanta	96	87	26-34	8,792
61	Sat.	02-26-77	Cleveland	Cleveland	104	98	27-34	17,774
62	Tues.	03-01-77	Chicago	Indiana	102	85	28-34	7,183
63	Wed.	03-02-77	Phoenix	Phoenix (OT)	108	104	29-34	8,828
64	Fri.	03-04-77	Los Angeles	Los Angeles	114	99	30-34	10,357
65	Sun.	03-06-77	Oakland	Golden State	94	86	31-34	11,126
66	Fri.	03-11-77	Buffalo	Buffalo	90	95	31-35	7,473
67	Sun.	03-13-77	Philadelphia	Philadelphia	106	102	32-35	13,642
68	Tues.	03-15-77	Chicago	Boston	107	96	33-35	17,397*
69	Wed.	03-16-77	Detroit	Detroit	104	97	34-35	5,944
70	Fri.	03-18-77	Chicago	KC-Omaha	114	112	35-35	18,129*
71	Sat.	03-19-77	Chicago	Seattle	104	92	36-35	18,674*
72	Tues.	03-22-77	Chicago	Los Angeles	102	86	37-35	21,046*
73	Fri.	03-25-77	Chicago	New York Knicks	105	87	38-35	17,844*
74	Sun.	03-27-77	Chicago	Cleveland	95	90	39-35	19,757*
75	Tues.	03-29-77	Chicago	Philadelphia	113	119	39-36	20,578*
76	Wed.	03-30-77	Hartford, Conn.	Boston	88	90	39-37	11,069
77	Fri.	04-01-77	Chicago	Denver	107	97	40-37	20,231*
78	Sun.	04-03-77	New Orleans	New Orleans	101	82	41-37	7,114
79	Tues.	04-05-77	Chicago	Buffalo	91	89	42-37	15,976
80	Wed.	04-06-77	Washington	Washington	96	97	42-38	14,259
81	Fri.	04-08-77	Chicago	Houston	113	109	43-38	21,652*
82	Sun.	04-10-77	Buffalo	Buffalo	120	99	44-38	3,534

* home sellout



LEFT TO RIGHT: (front row): John Mengelt, Wilbur Holland, Assistant Coach Gene Tormohlen, Managing Partner Jonathan Kovler, Chairman of Executive Committee Arthur M. Wirtz, Head Coach Ed Badger, Trainer Doug Atkinson, Tom Kropp. (back row): John Laskowski, Scott May, Phil Hicks, Mickey Johnson, Artis Gilmore, Tom Boerwinkle, Cliff Pondexter, Jack Marin, Keith Starr, (Inset) Capt. Norm Van Lier.

DRAFT: First round, Scott May (Indiana); second round, Willie Smith (Missouri) ... acquired Artis Gilmore for \$1,000,000 in ABA dispersal draft.

RECORD: 44-38 (SECOND PLACE)

REGULAR SEASON: Ed Badger named Head Coach ... May and Marin missed beginning of season due to injuries ... suffered a club-record 13-game losing streak (10/29/76 to 12/03/76) ... acquired Mengelt from Detroit for cash ... average attendance 11,625 ... nicknamed "Miracle on Madison Street" as Bulls won 20 of final 24 games ... during stretch from 02/18/77 through 04/10/77, Bulls sold out Stadium nine of last 10 games ... defeated L.A. Lakers 102-86 before largest Stadium crowd in Bulls history (21,046 on 03/22/77) ... led NBA defensively for third straight year, yielding an average of 98.0 points per game.

PLAYOFFS: Eliminated 2-1 by eventual NBA Champion Portland Trail Blazers.

HONORS: May named to All-Rookie Team ... Van Lier picked to NBA West All-Star Team ... Gilmore led team in scoring (18.6) and rebounding (13.0).



GAME	DAY	DATE	PLACE	TEAM	BULLS	OPP.	W-L	ATTN.
1	Tues.	10-18-77	Cleveland	Cleveland	91	88	1-0	15,192
2	Wed.	10-19-77	Houston	Houston	107	103	2-0	8,420
3	Fri.	10-21-77	Chicago	Indiana	122	119	3-0	14,082
4	Sat.	10-22-77	Milwaukee	Milwaukee	95	113	3-1	10,938
5	Tues.	10-25-77	Chicago	Golden State	98	105	3-2	13,132
6	Sat.	10-29-77	Chicago	Seattle	101	97	4-2	12,871
7	Tues.	11-01-77	New Orleans	New Orleans	88	99	4-3	10,689
8	Wed.	11-02-77	Philadelphia	Philadelphia	103	102	5-3	12,010
9	Fri.	11-04-77	Chicago	Buffalo	92	100	5-4	10,214
10	Sat.	11-05-77	Chicago	Phoenix	111	94	6-4	13,424
11	Tues.	11-08-77	Chicago	Houston	117	104	7-4	12,417
12	Fri.	11-11-77	New Jersey	New Jersey	89	91	7-5	4,953
13	Sat.	11-12-77	Buffalo	Buffalo	103	106	7-6	6,178
14	Fri.	11-18-77	Phoenix	Phoenix	101	103	7-7	12,543
15	Sun.	11-20-77	Los Angeles	Los Angeles	102	80	8-7	10,258
16	Wed.	11-23-77	Portland	Portland	111	116	8-8	12,666
17	Fri.	11-25-77	Seattle	Seattle	106	89	9-8	9,384
18	Tues.	11-29-77	Chicago	New Orleans	95	87	10-8	13,286
19	Wed.	11-30-77	Boston	Boston	92	98	10-9	8,169
20	Fri.	12-02-77	Indianapolis	Indiana	107	102	11-9	12,004
21	Sat.	12-03-77	Chicago	Cleveland	111	97	12-9	14,828
22	Tues.	12-06-77	Chicago	Washington	116	108	13-9	10,093
23	Thur.	12-08-77	Chicago	New Jersey	104	78	14-9	7,547
24	Sat.	12-10-77	Chicago	San Antonio	121	119	15-9	15,483
25	Tues.	12-13-77	Chicago	Denver	99	96	16-9	15,211
26	Wed.	12-14-77	San Antonio	San Antonio	108	116	16-10	8,447
27	Fri.	12-16-77	Chicago	Philadelphia	115	110	17-10	19,998*
28	Sat.	12-17-77	New York	New York	103	112	17-11	14,079
29	Tues.	12-20-77	Chicago	Atlanta	94	86	18-11	7,784
30	Thur.	12-22-77	Kansas City	KC-Omaha	110	113	18-12	7,590
31	Fri.	12-23-77	Chicago	Detroit	107	108	18-13	11,578
32	Tues.	12-27-77	Chicago	Portland	115	106	19-13	19,999*
33	Wed.	12-28-77	Philadelphia	Philadelphia (OT)	125	129	19-14	18,276
34	Fri.	12-30-77	Boston	Boston	102	97	20-14	18,124*
35	Sun.	01-01-78	Seattle	Seattle	96	114	20-15	11,419
36	Tues.	01-03-78	Portland	Portland	90	92	20-16	12,666
37	Wed.	01-04-78	Oakland	Golden State	94	115	20-17	9,757
38	Fri.	01-06-78	Chicago	New York	97	99	20-18	12,619
39	Sun.	01-08-78	Denver	Denver	104	109	20-19	16,422
40	Tues.	01-10-78	Chicago	Los Angeles	110	106	21-19	16,843
41	Fri.	01-13-78	Chicago	Milwaukee	128	111	22-19	15,524
42	Sun.	01-15-78	Detroit	Detroit	107	101	23-19	4,945
43	Tues.	01-17-78	Chicago	Indiana	105	104	24-19	8,619
44	Thur.	01-19-78	Louisville, Ky.	Atlanta	105	95	25-19	2,219
45	Sun.	01-22-78	Milwaukee	Milwaukee	90	112	25-20	10,938
46	Tues.	01-24-78	Chicago	Denver	131	114	26-20	15,538
47	Thur.	01-26-78	Washington	Washington	107	135	26-21	7,442
48	Sat.	01-28-78	New York	New York	96	108	26-22	18,263
49	Tues.	01-31-78	Chicago	Atlanta (OT)	106	103	27-22	12,239
50	Wed.	02-01-78	New Orleans	New Orleans	111	117	27-23	10,214
51	Fri.	02-03-78	Chicago	San Antonio	110	107	28-23	14,119
52	Tues.	02-07-78	Chicago	Philadelphia	108	106	29-23	19,593*
53	Wed.	02-08-78	Houston	Houston	101	105	29-24	8,485
54	Fri.	02-10-78	Kansas City	KC-Omaha	93	106	29-25	8,460
55	Sat.	02-11-78	Chicago	KC-Omaha	90	95	29-26	12,209
56	Sun.	02-12-78	Indianapolis	Indiana	94	111	29-27	11,867
57	Tues.	02-14-78	Chicago	New Orleans	102	95	30-27	10,106
58	Fri.	02-17-78	Chicago	Seattle	98	106	30-28	17,211
59	Sat.	02-18-78	San Antonio	San Antonio	103	124	30-29	9,000
60	Mon.	02-20-78	Chicago	Cleveland	106	95	31-29	9,479
61	Tues.	02-21-78	Chicago	Los Angeles	104	106	31-30	13,374
62	Fri.	02-24-78	Chicago	Milwaukee (OT)	109	112	31-31	16,254
63	Sun.	02-26-78	Chicago	Portland	99	100	31-32	18,751*
64	Tues.	02-28-78	Chicago	Phoenix	126	115	32-32	14,713
65	Sun.	03-05-78	Oakland	Golden State	96	95	33-32	10,849
66	Thur.	03-09-78	Phoenix	Phoenix	103	112	33-33	11,748
67	Fri.	03-10-78	Los Angeles	Los Angeles	109	115	33-34	13,594
68	Sun.	03-12-78	Denver	Denver	95	98	33-35	17,053
69	Tues.	03-14-78	Chicago	Golden State	96	103	33-36	10,332
70	Thur.	03-16-78	Chicago	Washington	111	107	34-36	11,972
71	Fri.	03-17-78	Chicago	New York	129	117	35-36	17,424*
72	Sun.	03-19-78	Detroit	Detroit	92	112	35-37	4,546
73	Tues.	03-21-78	Chicago	Houston	101	99	36-37	9,817
74	Wed.	03-22-78	New Jersey	New Jersey	99	105	36-38	4,160
75	Fri.	03-24-78	Boston	Boston	97	96	37-38	13,659
76	Sun.	03-26-78	Cleveland	Cleveland	78	95	37-39	9,086
77	Tues.	03-28-78	Chicago	KC-Omaha	105	128	37-40	9,186
78	Fri.	03-31-78	Chicago	Detroit	117	107	38-40	8,821
79	Sat.	04-01-78	Buffalo	Buffalo	110	102	39-40	4,486
80	Tues.	04-04-78	Chicago	Boston	116	104	40-40	11,732
81	Fri.	04-07-78	Chicago	Buffalo	103	113	40-41	12,153
82	Sun.	04-09-78	Atlanta	Atlanta	85	99	40-42	5,213

* home sellout



LEFT TO RIGHT: (front row): Tate Armstrong, Wilbur Holland, Trainer Doug Atkinson, Managing Partner Jonathan Kovler, Chairman of Executive Committee Arthur M. Wirtz, Head Coach Ed Badger, Assistant Coach Jerry Sloan, Co-Capt. Norm Van Lier, John Mengelt. (back row): Steve Sheppard, Scott May, Mark Landsberger, Jim Ard, Co-Capt. Artis Gilmore, Tom Boerwinkle, Cliff Pondexter, Mickey Johnson, Nick Weatherspoon.

DRAFT: First round, Tate Armstrong (Duke); second round, Mike Glenn (Southern Illinois), Steve Sheppard (Maryland) and Mark Landsberger (Arizona State).

RECORD: 40-42 (THIRD PLACE)

REGULAR SEASON: Second season under Head Coach Ed Badger ... biggest home opener in club's history (14,082) watched Bulls defeat Indiana 122-119 ... average attendance soared to record (13,386 average) ... a then team-record 19 straight points (19-0) vs. New Jersey in 104-78 win (12/08/77) ... at All-Star break Bulls owned 29-23 record (seventh best overall) ... May missed final 23 games of the season recovering from left knee surgery.

PLAYOFFS: Failed to qualify.

HONORS: Gilmore selected to NBA West All-Star Team ... Gilmore led club in scoring (22.9) and rebounding (13.1).



GAME	DAY	DATE	PLACE	TEAM	BULLS	OPP.	W-L	ATTEN.
1	Fri.	10-13-78	Seattle	Seattle	86	104	0-1	15,219
2	Sun.	10-15-78	Portland	Portland	108	97	1-1	12,666
3	Tues.	10-17-78	San Diego	San Diego	94	99	1-2	4,944
4	Fri.	10-20-78	Chicago	San Diego	94	110	1-3	12,412
5	Sat.	10-21-78	Cleveland	Cleveland	104	113	1-4	11,030
6	Tues.	10-24-78	Chicago	Kansas City	117	123	1-5	7,263
7	Fri.	10-27-78	Chicago	Phoenix (OT)	110	115	1-6	7,807
8	Sat.	10-28-78	Atlanta	Atlanta	92	116	1-7	7,012
9	Tues.	10-31-78	New Orleans	New Orleans	92	97	1-8	6,254
10	Wed.	11-01-78	Boston	Boston	112	118	1-9	8,014
11	Fri.	11-03-78	Chicago	Detroit	93	99	1-10	7,963
12	Sat.	11-04-78	Chicago	Indiana	97	84	2-10	7,106
13	Tues.	11-07-78	Chicago	Los Angeles	111	112	2-11	11,978
14	Fri.	11-10-78	Detroit	Detroit	101	115	2-12	9,378
15	Sat.	11-11-78	Chicago	New Jersey	112	125	2-13	9,126
16	Wed.	11-15-78	Houston	Houston	117	103	3-13	8,302
17	Fri.	11-17-78	Oakland	Golden State	100	89	4-13	9,332
18	Sun.	11-19-78	Los Angeles	Los Angeles	95	104	4-14	11,555
19	Wed.	11-22-78	Seattle	Seattle	96	98	4-15	13,253
20	Fri.	11-24-78	Portland	Portland	100	99	5-15	12,666
21	Sun.	11-26-78	Phoenix	Phoenix	109	125	5-16	10,921
22	Tues.	11-28-78	Chicago	Phoenix	124	112	6-16	7,826
23	Sat.	12-02-78	Chicago	Houston	105	91	7-16	10,689
24	Tues.	12-05-78	Chicago	Philadelphia	96	91	8-16	18,637*
25	Fri.	12-08-78	Chicago	Portland	100	99	9-16	10,017
26	Sat.	12-09-78	New York	New York	101	96	10-16	13,512
27	Tues.	12-12-78	Chicago	Golden State	99	94	11-16	8,837
28	Fri.	12-15-78	Chicago	New York	94	118	11-17	10,436
29	Sat.	12-16-78	Chicago	Cleveland	108	100	12-17	8,793
30	Sun.	12-17-78	Milwaukee	Milwaukee	101	117	12-18	10,901
31	Tues.	12-19-78	Chicago	Atlanta	101	95	13-18	7,735
32	Wed.	12-20-78	San Antonio	San Antonio	102	131	13-19	9,511
33	Fri.	12-22-78	Chicago	San Antonio	92	103	13-20	10,735
34	Tues.	12-26-78	San Diego	San Diego	109	115	13-21	8,582
35	Thur.	12-28-78	Denver	Denver	111	107	14-21	14,614
36	Fri.	12-29-78	Chicago	Denver	123	117	15-21	16,587
37	Tues.	01-02-79	Washington	Washington	86	109	15-22	7,578
38	Wed.	01-03-79	Philadelphia	Philadelphia	98	111	15-23	8,629
39	Fri.	01-05-79	Chicago	Milwaukee	124	119	16-23	11,625
40	Tues.	01-09-79	Chicago	Golden State	101	103	16-24	7,123
41	Wed.	01-10-79	New Jersey	New Jersey	120	116	17-24	3,075
42	Fri.	01-12-79	Chicago	Atlanta	93	100	17-25	9,124
43	Sun.	01-14-79	Milwaukee	Milwaukee	99	104	17-26	10,938
44	Fri.	01-19-79	Chicago	Washington	102	113	17-27	8,526
45	Sat.	01-20-79	Chicago	Seattle	101	107	17-28	8,945
46	Sun.	01-21-79	Cleveland	Cleveland	93	94	17-29	7,803
47	Tues.	01-23-79	Chicago	Boston	100	90	18-29	6,347
48	Fri.	01-26-79	Chicago	San Diego	91	107	18-30	8,523
49	Sun.	01-28-79	Denver	Denver	87	98	18-31	14,165
50	Tues.	01-30-79	Chicago	San Antonio (OT)	108	112	18-32	7,589
51	Thur.	02-01-79	Chicago	Philadelphia	105	128	19-33	12,892
52	Fri.	02-02-79	Chicago	New Orleans	116	110	19-33	7,216
53	Tues.	02-06-79	Chicago	Indiana	110	107	20-33	6,391
54	Fri.	02-09-79	Chicago	Kansas City	111	124	20-34	10,972
55	Sun.	02-11-79	Indianapolis	Indiana	108	110	20-35	10,448
56	Tues.	02-13-79	Chicago	Denver	94	104	20-36	7,463
57	Fri.	02-16-79	Chicago	New York	107	104	21-36	7,141
58	Sun.	02-18-79	Kansas City	Kansas City	107	130	21-37	14,193
59	Tues.	02-20-79	Chicago	Portland	99	97	22-37	7,051
60	Fri.	02-23-79	New Orleans	New Orleans	102	111	22-38	6,130
61	Sun.	02-25-79	Chicago	Cleveland	108	117	22-39	6,724
62	Tues.	02-27-79	Chicago	Detroit	124	117	23-39	7,727
63	Wed.	02-28-79	Washington	Washington	113	124	23-40	10,839
64	Sat.	03-03-79	Atlanta	Atlanta	101	119	23-41	12,671
65	Thur.	03-08-79	Phoenix	Phoenix	117	132	23-42	10,126
66	Fri.	03-09-79	Los Angeles	Los Angeles	102	92	24-42	10,950
67	Sun.	03-11-79	Oakland	Golden State	109	107	25-42	10,218
68	Tues.	03-13-79	Chicago	New Jersey	105	102	26-42	6,276
69	Fri.	03-16-79	Houston	Houston	118	124	26-43	9,574
70	Sat.	03-17-79	Chicago	Seattle	88	106	26-44	8,974
71	Sun.	03-18-79	Kansas City	Kansas City	103	114	26-45	9,298
72	Wed.	03-21-79	Indianapolis	Indiana	105	114	26-46	8,568
73	Fri.	03-23-79	Chicago	New Orleans	116	99	27-46	9,427
74	Sat.	03-24-79	New York	New York (2 OT)	148	143	28-46	11,256
75	Sun.	03-25-79	New Jersey	New Jersey	88	99	28-47	4,305
76	Tues.	03-27-79	Chicago	Houston	116	122	28-48	6,320
77	Wed.	03-28-79	Philadelphia	Philadelphia	96	112	28-49	8,510
78	Fri.	03-30-79	Boston	Boston	121	105	29-49	9,151
79	Sat.	03-31-79	Chicago	Milwaukee	99	108	29-50	6,977
80	Tues.	04-03-79	Chicago	Los Angeles	95	97	29-51	8,120
81	Fri.	04-06-79	Chicago	Washington	128	114	30-51	7,558
82	Sun.	04-08-79	Detroit	Detroit	117	107	31-51	13,179

* home sellout



LEFT TO RIGHT: (front row): Wilbur Holland, Assistant Coach Gene Tormohlen, General Manager Rod Thorn, Head Coach Scotty Robertson, Managing Partner Jonathan Kovler, Trainer Doug Atkinson, Tate Armstrong. (back row): Ollie Johnson, Reggie Theus, John Brown, Mickey Johnson, Artis Gilmore, Scott Lloyd, Mark Landsberger, Scott May, John Mengelt.

DRAFT: First round, Reggie Theus (UNLV); second round, Marvin Johnson (New Mexico).

RECORD: 31-51 (FIFTH PLACE)

REGULAR SEASON: Opening day lineup: forwards Mickey Johnson and Mark Landsberger, center Artis Gilmore, guards Wilbur Holland and Reggie Theus ... Tom Boerwinkle unsuccessful in comeback from knee surgery ... Landsberger grabbed team-record 15 offensive rebounds vs. Detroit (11/10/78) ... New Jersey and Bulls set Stadium record for free throws (83) and attempts (104) on 11/11/78 ... defeated Houston 105-91 at Stadium in shortest game ever (1:42) on 12/02/78 ... Gilmore grabbed team-record 25 defensive rebounds vs. San Antonio (12/22/78) ... struggled to win 20 of first 56 games ... fired Head Coach Larry Costello and named Scotty Robertson Interim Coach (02/16/79).

PLAYOFFS: Failed to qualify for second straight year ... named Jerry Sloan Head Coach (04/28/79) ... named Phil Johnson Assistant Coach (06/28/79).

HONORS: Gilmore named to West All-Star Team ... Theus named to NBA All-Rookie Team ... Gilmore led Bulls in scoring (23.7) and rebounding (12.7).

1979-1980 CHICAGO BULLS



FRONT OFFICE

BASKETBALL OPS.

PLAYERS

THE NBA

OPPONENTS

2015-16 SEASON

RECORDS

PLAYOFFS

HISTORY

COMMUNITY

MEDIA

GAME	DATE	W-L	OPPONENT	SCORE BULLS-OPP.	TOTAL RECORD	SK	BULLS HI. SCORER	BULLS HI. REBOUNDER	OPPONENT HI. SCORER	GAME ATTEN.
1	Oct. 13	W	@Golden State	102-96 (OT)	1-0	1-W	Gilmore-26	Gilmore-10	Parker-20	7,780
2	Oct. 14	L	@Phoenix	102-112	1-1	1-L	Greenwood-19	Greenwood/Landsberger-13	Davis-20	10,039
3	Oct. 16	L	@Los Angeles	96-105	1-2	2-L	Gilmore-20	Gilmore-13	Abdul-Jabbar-21	15,073
4	Oct. 18	L	@San Diego	107-111	1-3	3-L	Theus-20	Landsberger-14	Free-32	6,844
5	Oct. 20	W	PHOENIX	116-104	2-3	1-W	Theus-20	Greenwood-11	Adams-32	12,117
6	Oct. 21	L	@Milwaukee	111-113	2-4	1-L	Theus-25	Greenwood-8	Bridgeman-26	10,185
7	Oct. 23	W	NEW JERSEY	108-103	3-4	1-W	Greenwood-20	Greenwood-15	Williamson-30	6,187
8	Oct. 25	L	@Utah	105-113	3-5	1-L	Sobers-33	Greenwood-11	Dantley-35	5,627
9	Oct. 26	L	@Portland	93-95	3-6	2-L	Theus-23	Greenwood/Landsberger-9	Dwens-25	12,666
10	Oct. 28	L	@Seattle	97-108	3-7	3-L	Sobers-19	Landsberger-9	Williams-26	12,947
11	Oct. 30	L	LOS ANGELES	105-111	3-8	4-L	Sobers-24	Greenwood-16	E. Johnson-24	16,132
12	Nov. 2	L	@Denver	99-113	3-9	5-L	Greenwood-26	Greenwood-12	Issel-24	13,822
13	Nov. 3	L	MILWAUKEE	134-136 (OT)	4-0	6-L	Greenwood-20	Greenwood-16	Johnson-30	13,882
14	Nov. 6	L	SEATTLE	97-114	3-11	7-L	Theus-17	Greenwood-9	D. Johnson-30	9,632
15	Nov. 9	W	SAN DIEGO	107-92	4-11	1-W	Greenwood-29	Greenwood-17	Williams-26	8,014
16	Nov. 10	L	PORTLAND	90-94	4-12	1-L	Theus-23	Landsberger-14	Dwens-32	9,206
17	Nov. 13	L	HOUSTON	127-128	4-13	2-L	Theus-27	Landsberger-9	Malone-45	8,329
18	Nov. 14	L	@Washington	105-118	4-14	3-L	Greenwood-29	Landsberger-12	Dandridge-30	7,380
19	Nov. 16	L	@Kansas City #	97-103	4-15	4-L	Theus-17	Landsberger-13	Wdmm/Rhmsn/Birdsong-21	7,865
20	Nov. 17	W	PHILADELPHIA	106-103 (5)	5-15	1-W	Theus-28	Theus-17	Cheeks-20	19,927*
21	Nov. 20	L	DENVER	91-124	5-16	1-L	Theus-22	Greenwood/Landsberger-11	Thompson-21	6,495
22	Nov. 23	W	ATLANTA	103-98	6-16	1-W	Theus-27	Greenwood-14	Drew-26	7,949
23	Nov. 24	L	GOLDEN STATE	101-106	6-17	1-L	Greenwood-31	Greenwood-13	Parish-22	7,927
24	Nov. 27	L	@San Diego	103-128	6-18	2-L	Theus-26	Greenwood-10	Free-32	8,075
25	Nov. 30	W	@Los Angeles	107-100	7-18	1-W	Theus-32	Greenwood-10	Nixon-30	11,897
26	Dec. 1	L	@Phoenix	86-99	7-19	1-L	Theus/May-16	Landsberger-13	Robinson/Westphal-17	12,660
27	Dec. 5	L	@Golden State	90-97	7-20	2-L	Sobers-22	Greenwood/Landsberger-7	Parker-23	5,481
28	Dec. 7	W	@Portland	95-93	8-20	1-W	Theus-23	Greenwood-10	Brewer-23	12,666
29	Dec. 9	W	@Seattle	121-112	9-20	2-W	Theus-26	Greenwood/Landsberger-11	Williams-30	12,677
30	Dec. 11	W	PORTLAND	104-93	10-20	3-W	Theus-23	Landsberger-14	R. Brewer-21	6,205
31	Dec. 15	L	WASHINGTON	113-115 (OT)	10-21	1-L	Greenwood-24	Jones-11	Hayes/Ballard-21	9,217
32	Dec. 18	L	LOS ANGELES	118-129	10-22	2-L	Sobers-30	Landsberger-14	Abdul-Jabbar-39	11,049
33	Dec. 19	W	@Houston	108-102	11-22	1-W	Greenwood-27	Landsberger-10	Malone-34	7,503
34	Dec. 21	L	PHOENIX	117-127	11-23	1-L	Theus-29	Jones-10	Robinson-27	5,706
35	Dec. 22	W	CLEVELAND	126-117	12-23	1-W	Theus-33	Landsberger-21	Mitchell-26	6,274
36	Dec. 26	L	@Milwaukee	101-110	12-24	1-L	Theus-23	Greenwood-9	Bridgeman/Johnson-23	10,938
37	Dec. 28	L	NEW YORK	102-120	12-25	2-L	Theus-33	Greenwood-11	Richardson-26	13,755
38	Jan. 4	W	SAN DIEGO	121-118	13-25	1-W	Theus-26	Landsberger-12	Free-38	10,583
39	Jan. 5	L	@New York	117-124	13-26	1-L	Gilmore-27	Gilmore-11	Knight-34	11,732
40	Jan. 8	W	MILWAUKEE	110-102	14-26	1-W	Gilmore/Mengell-18	Gilmore-12	Johnson-22	8,256
41	Jan. 10	L	@Kansas City	83-104	14-27	1-L	Greenwood-16	Greenwood-11	McKinney-26	7,189
42	Jan. 11	L	INDIANA	105-110	14-28	2-L	Sobers-26	Jones-14	M. Johnson-28	7,288
43	Jan. 13	L	@Detroit	102-107	14-29	3-L	Landsberger-25	Landsberger-13	McAdoo/Hubbard-26	5,138
44	Jan. 15	W	KANSAS CITY	111-109	15-29	1-W	Sobers-23	Gilmore-16	Birdsong-35	5,176
45	Jan. 16	L	@Boston	104-114	15-30	1-L	Theus-26	Gilmore/Greenwood-7	Archibald-22	13,032
46	Jan. 18	L	UTAH	102-107	15-31	2-L	Sobers-27	Greenwood-12	Dantley-33	7,678
47	Jan. 19	W	DENVER	117-108	16-31	1-W	Theus-27	Gilmore/Dietrick-10	Issel-31	8,778
48	Jan. 22	W	DETROIT	145-131	17-31	2-W	Sobers/Greenwood-26	Jones-9	McAdoo/Kelser-25	5,043
49	Jan. 25	W	KANSAS CITY	113-107 (OT)	18-31	3-W	Gilmore-26	Greenwood-16	Gerard-22	6,668
50	Jan. 26	L	@Atlanta	104-109	18-32	1-L	Gilmore-21	Landsberger-11	Johnson-25	15,463
51	Jan. 27	L	@New Jersey	127-128	18-33	2-L	Gilmore-29	Greenwood-13	Williamson-27	6,345
52	Jan. 29	L	BOSTON	99-103	18-34	3-L	Theus-30	Gilmore-11	Robey-23	18,508*
53	Jan. 31	L	LOS ANGELES	97-107	18-35	4-L	Sobers-24	Greenwood-9	Wilkes-29	14,535
54	Feb. 5	L	@Utah	106-116	18-36	5-L	Sobers-24	Greenwood-11	Dantley-47	6,450
55	Feb. 6	L	@Denver	111-122	18-37	6-L	Theus-21	Gilmore/Greenwood-8	Issel-32	11,127
56	Feb. 8	L	PHOENIX	109-113	18-38	7-L	Theus-19	Greenwood-10	Bratz-20	10,403
57	Feb. 10	W	@Cleveland	123-117	19-38	1-W	Theus-23	Gilmore-8	K. Carr-32	6,920
58	Feb. 12	W	GOLDEN STATE	100-94	20-38	2-W	Greenwood-26	Gilmore-15	Parish-22	5,882
59	Feb. 13	L	@Milwaukee	101-111	20-39	1-L	Theus-21	Greenwood-9	Bridgeman-32	10,938
60	Feb. 15	L	SAN ANTONIO	124-131	20-40	2-L	Greenwood-30	Greenwood-13	Garvin-28	8,076
61	Feb. 16	L	@Philadelphia	92-100	20-41	3-L	Greenwood-20	Greenwood-10	Erving-24	10,015
62	Feb. 17	L	@Indiana	100-108	20-42	4-L	Theus-33	Greenwood-11	Knight-26	10,514
63	Feb. 19	W	SEATTLE	115-106	21-42	1-W	Gilmore-23	Greenwood-12	Williams-33	8,132
64	Feb. 20	L	@San Antonio	117-125	21-43	1-L	Theus-24	Gilmore/Greenwood-13	Kenan-24	12,458
65	Feb. 24	W	SAN DIEGO	110-102	22-43	1-W	Greenwood-26	Greenwood-11	Free-35	7,297
66	Feb. 26	W	UTAH	105-85	23-43	2-W	Theus-25	Gilmore-12	Dantley-27	5,417
67	Feb. 29	L	@Seattle	101-108	23-44	1-L	Theus-21	Gilmore-11	Williams-27	24,195
68	Mar. 2	L	@Portland	107-110	23-45	2-L	Theus-25	Greenwood-11	Natt-31	12,666
69	Mar. 5	W	@Golden State	106-105	24-45	1-W	Gilmore-28	Greenwood-10	Parish-27	6,435
70	Mar. 7	L	@Los Angeles	99-101	24-46	1-L	Gilmore-20	Gilmore-10	Abdul-Jabbar-31	16,673
71	Mar. 9	L	@Phoenix	103-113 (OT)	24-47	2-L	Theus-26	Greenwood-15	Westphal-32	11,210
72	Mar. 11	W	KANSAS CITY	100-98	25-47	1-W	Gilmore-20	Gilmore-13	Wedman-23	5,542
73	Mar. 14	L	SEATTLE	101-122	25-48	1-L	Greenwood-20	Greenwood-15	D. Johnson-25	8,695
74	Mar. 15	W	PORTLAND	110-108	26-48	1-W	Gilmore-32	Gilmore/May-6	Abdul-Jeelani-28	5,816
75	Mar. 18	W	@San Diego	115-101	27-48	2-W	Greenwood-23	Gilmore-13	Nater-24	8,731
76	Mar. 19	L	@Utah	100-103	27-49	1-L	Gilmore-23	May-8	Boswell-20	6,220
77	Mar. 21	L	DENVER	128-134 (3 OT)	27-50	2-L	Greenwood-27	Jones-18	Issel-30	5,436
78	Mar. 23	W	GOLDEN STATE	129-115	28-50	1-W	Gilmore-29	Gilmore-12	Smith-24	7,314
79	Mar. 25	L	MILWAUKEE	111-122	28-51	1-L	Greenwood-25	Greenwood-8	Bridgeman-22	6,536
80	Mar. 26	W	@Denver	122-115	29-51	1-W	Sobers-21	Greenwood-10	Issel-21	14,083
81	Mar. 29	W	UTAH	111-106	30-51	2-W	Theus-21	Gilmore-15	Calvin-17	8,503
82	Mar. 30	L	@Kansas City	110-114	30-52	1-L	Gilmore-27	Gilmore-13	Birdsong-28	12,143

*home sellout # at St. Louis



LEFT TO RIGHT: (front row): Delmer Beshore, Sam Smith, Reggie Theus, Ricky Sobers, John Mengelt. (middle row): Trainer Doug Atkinson, General Manager Rod Thorn, Managing Partner Jonathan Kovler, Chairman Executive Committee Arthur M. Wirtz, Head Coach Jerry Sloan, Assistant Coach Phil Johnson. (back row): Ollie Johnson, Mark Landsberger, David Greenwood, Coby Dietrick, Artis Gilmore, Dennis Awtrey, Dwight Jones, Scott May.

DRAFT: First round, David Greenwood (UCLA); second round, Larry Butler (Idaho State).

RECORD: 30-52 (THIRD PLACE)

REGULAR SEASON: Acquired Ricky Sobers from Indiana as compensation for Mickey Johnson (08/28/79) ... opening day lineup: forwards David Greenwood and Scott May, center Artis Gilmore, guards Ricky Sobers and Reggie Theus ... after 670 consecutive games played, Gilmore injured knee in fourth contest and missed 34 games ... signed free agent Dwight Jones (12/05/79) ... set NBA record for field goal percentage (.699) in 145-131 win over Detroit (01/22/80) ... lost longest game in club history 134-128 to Denver in triple overtime at Stadium (03/21/80).

PLAYOFFS: Failed to qualify for third straight year.

HONORS: Greenwood named to NBA All-Rookie Team ... Theus led Bulls in scoring (20.2) ... Greenwood led Bulls in rebounding (9.4).



GAME	DATE	W-L	OPPONENT	SCORE BULLS-OPP.	TOTAL RECORD	SK	BULLS HL. SCORER	BULLS HL. REBOUNDER	OPPONENT HL. SCORER	GAME ATTEN.
1	Oct. 11	L	@Atlanta	93-101	0-1	1-L	Gilmore-21	Gilmore-10	Roundfield-20	11,275
2	Oct. 15	W	@Indiana	108-97	1-1	1-W	Kenon-22	Jones-16	J. Davis-22	6,909
3	Oct. 17	W	CLEVELAND	99-79	2-1	2-W	Theus-19	Greenwood-19	MITCHELL-17	8,336
4	Oct. 18	L	NEW JERSEY	90-107	2-2	1-L	Gilmore-18	Greenwood/Jones-11	Newlin-22	8,538
5	Oct. 21	L	@New York	97-105	2-3	2-L	Theus-19	Gilmore-12	R. Williams-27	15,756
6	Oct. 24	W	WASHINGTON	104-96	3-3	1-W	Wilkinson-18	Jones-11	Grevey-19	8,437
7	Oct. 25	L	@Milwaukee	93-109	3-4	1-L	Greenwood-21	Greenwood-11	Ma. Johnson-21	11,052
8	Oct. 28	L	MILWAUKEE	99-106	3-5	2-L	Theus-25	Gilmore-13	Ma. Johnson-18	7,828
9	Oct. 29	L	@Philadelphia	102-115	3-6	3-L	Gilmore-25	Gilmore-12	Dawkins-20	6,145
10	Oct. 31	L	INDIANA	114-121	3-7	4-L	Kenon-26	Greenwood-10	Knight-22	5,127
11	Nov. 1	W	DETROIT	122-100	4-7	1-W	Kenon-29	Gilmore-11	Long-28	5,777
12	Nov. 5	W	@New Jersey	120-105	5-7	2-W	Theus-28	Gilmore/Greenwood-8	O'Koren-21	6,089
13	Nov. 7	W	ATLANTA	103-100	6-7	3-W	Kenon-27	Greenwood-15	J. Drew-25	6,312
14	Nov. 8	L	DENVER	126-130 (2 OT)	6-8	1-L	Theus-24	Gilmore-21	English-31	9,683
15	Nov. 9	L	@Boston	105-111	6-9	2-L	Theus-28	Gilmore-14	Parish-22	8,627
16	Nov. 11	L	PHILADELPHIA	80-121	6-10	3-L	Gilmore-13	Greenwood-9	Erving-21	18,765
17	Nov. 14	L	@Detroit	99-106	6-11	4-L	Theus-23	Greenwood-9	Benson-20	6,158
18	Nov. 16	W	@Milwaukee	114-108	7-11	1-W	Gilmore-24	Greenwood-13	Winters-26	10,998
19	Nov. 18	L	BOSTON	112-113	7-12	1-L	Kenon-32	Kenon-10	Parish-22	11,241
20	Nov. 19	W	NEW YORK	130-121	8-12	1-W	Kenon-32	Gilmore-19	R. Williams-36	7,234
21	Nov. 22	W	WASHINGTON	114-101	9-12	2-W	Kenon-26	Gilmore-15	Grevey-19	8,179
22	Nov. 26	L	@San Antonio	122-125	9-13	1-L	Sobers-27	Gilmore-10	Gervin-27	9,561
23	Nov. 28	L	@Phoenix	101-102	9-14	2-L	Theus-20	Greenwood-10	Johnson-23	12,660
24	Nov. 30	W	@Los Angeles	122-108	10-14	1-W	Gilmore-21	Gilmore-12	Abdul-Jabbar-28	13,605
25	Dec. 2	W	@Denver	129-124	11-14	2-W	Theus-26	Gilmore/Greenwood-11	Thompson-30	7,581
26	Dec. 3	L	@Seattle	105-113	11-15	1-L	Gilmore-26	Theus-10	Sikma-29	14,124
27	Dec. 5	L	@Portland	116-116	11-16	2-L	Gilmore-23	Greenwood-10	Bates-27	12,666
28	Dec. 9	L	PHOENIX	100-123	11-17	3-L	Gilmore/Theus-19	Gilmore-7	L. Robinson-40	8,245
29	Dec. 10	L	@Philadelphia	100-113	11-18	4-L	Greenwood-28	Gilmore-14	B. Jones-25	13,871
30	Dec. 12	W	UTAH	118-98	12-18	1-W	Gilmore-28	Gilmore-20	Dantley-26	11,479
31	Dec. 13	L	BOSTON	95-106	12-19	1-L	Greenwood-22	Gilmore-12	Bird-35	11,518
32	Dec. 16	W	@Washington	98-94	13-19	1-W	Theus-23	Gilmore-9	Grevey-22	5,423
33	Dec. 17	L	@Boston	98-115	13-20	1-L	Wilkinson-28	Wilkes-8	Bird-25	14,302
34	Dec. 19	W	MILWAUKEE	129-106	14-20	1-W	Sobers-24	Gilmore-14	Ma. Johnson-24	6,194
35	Dec. 20	W	HOUSTON	133-109	15-20	2-W	Theus-24	Jones-10	Malone-26	5,189
36	Dec. 23	W	NEW YORK	117-114	16-20	3-W	Kenon-26	Gilmore-13	R. Williams-26	6,309
37	Dec. 26	W	@Cleveland	100-98	17-20	4-W	Kenon-26	Greenwood-11	Smith-23	4,481
38	Dec. 27	W	DETROIT	104-97	18-20	5-W	Gilmore-31	Gilmore-15	Benson-20	7,993
39	Dec. 30	W	NEW JERSEY	121-110	19-20	6-W	Theus-20	Greenwood-18	Lucas-30	7,707
40	Jan. 2	W	@Washington	92-82	20-20	7-W	Gilmore-25	Gilmore-13	Grevey-25	7,485
41	Jan. 3	L	SAN ANTONIO	111-119	20-21	1-L	Theus-32	Kenon-13	Gervin-30	14,572
42	Jan. 6	W	SAN DIEGO	108-93	21-21	1-W	Kenon-31	Greenwood-15	Williams-20	6,046
43	Jan. 9	L	@Boston	111-117 (OT)	21-22	1-L	Kenon-23	Greenwood-10	Archibald-25	15,320
44	Jan. 10	L	PHILADELPHIA	102-115	21-23	2-L	Gilmore-22	Gilmore-13	Dawkins-22	18,809
45	Jan. 13	L	@Dallas	106-112	21-24	3-L	Greenwood-26	Gilmore-12	Robinson-26	5,771
46	Jan. 14	L	@Houston	105-109	21-25	4-L	Theus-28	Greenwood-12	Malone-41	7,261
47	Jan. 16	L	PORTLAND	112-113	21-26	5-L	Kenon/Greenwood-22	Gilmore-18	Paxson-21	8,089
48	Jan. 17	L	CLEVELAND	98-110	21-27	6-L	Greenwood-17	Gilmore-9	MITCHELL-28	9,669
49	Jan. 20	W	INDIANA	121-105	22-27	1-W	Theus-31	Gilmore-14	Bantom-25	5,519
50	Jan. 22	W	@Detroit	125-92	23-27	2-W	Jones-20	Jones-11	Herron-20	3,303
51	Jan. 23	W	DALLAS	106-98	24-27	3-W	Theus-18	Greenwood-15	Hack-22	7,838
52	Jan. 24	W	@Atlanta	104-102	25-27	4-W	Greenwood-25	Greenwood-13	Johnson-25	9,682
53	Jan. 27	W	GOLDEN STATE	118-101	26-27	5-W	Jones-18	Greenwood-13	King-30	8,742
54	Jan. 29	W	BOSTON	108-85	27-27	6-W	Theus-22	Jones-12	Parish-17	15,163
55	Feb. 4	W	@Cleveland	109-96	28-27	7-W	Sobers-25	Greenwood-13	Phegley-19	4,573
56	Feb. 6	L	NEW YORK	94-112	28-28	1-L	Theus-22	Jones-10	Cartwright-24	10,247
57	Feb. 7	W	DETROIT	98-90	29-28	1-W	Theus-22	Gilmore-12	Hubbard-20	9,442
58	Feb. 8	L	@Milwaukee	109-128	29-29	1-L	Greenwood-20	Greenwood/Kenon-6	Bridgeman-27	11,052
59	Feb. 10	W	KANSAS CITY	116-115	30-29	1-W	Gilmore-24	Gilmore-15	Wedman-28	4,647
60	Feb. 11	L	@New Jersey	133-135 (OT)	30-30	1-L	Kenon-30	Gilmore-12	Newlin-35	6,934
61	Feb. 14	W	SEATTLE	134-117	31-30	1-W	Gilmore-25	Dietrick-9	Sikma-20	8,350
62	Feb. 15	L	@Indiana	107-113	31-31	1-L	Theus-26	Gilmore-12	McGinnis-27	10,513
63	Feb. 17	L	@San Diego	95-128	31-32	2-L	Gilmore-16	Greenwood-9	Bryant/Smith-22	6,384
64	Feb. 18	L	@Golden State	100-103	31-33	3-L	Theus-19	Gilmore-14	Short-29	10,317
65	Feb. 20	W	@Utah	92-84	32-33	1-W	Sobers-21	Greenwood-10	Dantley-30	7,282
66	Feb. 22	L	ATLANTA	116-121	32-34	1-L	Gilmore-26	Greenwood-12	Greenfield-29	7,109
67	Feb. 24	L	LOS ANGELES	97-107	32-35	2-L	Greenwood-19	Gilmore-15	Nixon-24	16,518
68	Feb. 27	W	WASHINGTON	112-100	33-35	1-W	Greenwood-28	Gilmore-15	Hayes-22	11,512
69	Feb. 28	W	@New York	101-97	34-35	2-W	Kenon-20	Gilmore-9	Richardson-20	12,757
70	Mar. 3	W	NEW JERSEY	128-102	35-35	3-W	Gilmore/Wilkes-21	Gilmore-12	Robinson-30	7,577
71	Mar. 4	W	@Philadelphia	111-100	36-35	4-W	Theus-26	Greenwood/Wilkes-9	Toney-18	11,134
72	Mar. 8	L	@Washington	99-103	36-36	1-L	Gilmore-23	Greenwood-14	Porter-28	17,682
73	Mar. 10	W	@Atlanta	116-116	37-36	1-W	Gilmore-26	Dietrick-6	Johnson-30	11,327
74	Mar. 13	L	@New York	117-127	37-37	1-L	Sobers-23	Jones-7	R. Williams-27	9,790
75	Mar. 15	W	@Kansas City	97-87	38-37	1-W	Sobers-24	Gilmore-11	King-27	14,560
76	Mar. 17	W	MILWAUKEE	116-106	39-37	2-W	Gilmore-30	Greenwood-11	Ma. Johnson-20	10,832
77	Mar. 19	W	@Cleveland	116-111	40-37	3-W	Gilmore-28	Theus-9	MITCHELL-24	6,173
78	Mar. 20	W	PHILADELPHIA	120-103	41-37	4-W	Sobers-29	Gilmore-15	Erving-31	19,548
79	Mar. 22	W	@Detroit	109-103	42-37	5-W	Greenwood-23	Jones-7	Tyler-20	6,478
80	Mar. 24	W	CLEVELAND	121-108	43-37	6-W	Gilmore/Jones-18	Gilmore-11	Bratz-22	8,292
81	Mar. 27	W	ATLANTA	108-93	44-37	7-W	Jones-29	Gilmore/Jones-12	Roundfield/Pellom-20	11,169
82	Mar. 29	W	@Indiana	101-97	45-37	8-W	Greenwood-22	Gilmore-13	Knight-25	11,663

* home sellout



LEFT TO RIGHT: (front row): Ronnie Lester, Bobby Wilkerson, Ricky Sobers, Sam Worthen. (middle row): Reggie Theus, Trainer Mark Pfeil, General Manager Rod Thorn, Head Coach Jerry Sloan, Managing Partner Jonathan Kovler, Assistant Coach Phil Johnson. (back row): Scott May, Larry Kenon, Coby Dietrick, Artis Gilmore, David Greenwood, Dwight Jones, James Wilkes.

DRAFT: First round, Kelvin Ransey (traded to Portland for Ronnie Lester of Iowa and a future draft choice); second round, Sam Worthen (Marquette).

RECORD: 45-37 (SECOND PLACE)

REGULAR SEASON: Bulls moved to Eastern Conference ... signed free agent Larry Kenon ... Lester missed 74 games due to knee injury ... hottest club down the stretch winning 13 of last 15 games - best turnaround in NBA ... most wins in last six years (45) ... defeated Pacers at Indiana (03/29/81) in season finale 109-103 to take sole possession of second place ... Gilmore became NBA's all-time field goal percentage leader (.577) ... Sobers broke Walker's team-record free throw string with 49 straight (.935).

PLAYOFFS: Qualified for first time since 1977 ... eliminated New York in two games (2-0) ... lost 4-0 to eventual NBA Champion Boston Celtics.

HONORS: Gilmore and Theus selected as starters to NBA East All-Star Team ... Theus led club in scoring (18.9) ... Gilmore led team in rebounding (10.1).



GAME	DATE	W-L	OPPONENT	SCORE BULLS-OPP.	TOTAL RECORD	SK	BULLS HL. SCORER	BULLS HL. REBOUNDER	OPPONENT HL. SCORER	GAME ATTEN.
1	Oct. 30	L	@Indiana	94-96	0-1	1-L	Gilmore-25	Gilmore-9	B. Knight-20	8,492
2	Oct. 31	L	DETROIT	106-119	0-2	2-L	Gilmore-26	Jones-15	Thomas-28	18,533*
3	Nov. 3	W	ATLANTA	104-96	1-2	1-W	Jones-20	Greenwood-10	Roundfield-22	7,112
4	Nov. 4	L	@Boston	93-115	1-3	1-L	Theus-26	Gilmore-8	Bird-26	15,320
5	Nov. 6	W	SAN DIEGO	114-93	2-3	1-W	Sobers-22	Gilmore-15	P. Smith-17	7,192
6	Nov. 7	W	NEW JERSEY	118-105	3-3	2-W	Theus-27	Gilmore-16	B. Williams-20	7,817
7	Nov. 9	L	@Cleveland	101-102	3-4	1-L	Theus/Wilkes-20	Gilmore/Greenwood-8	Edwards-22	10,514
8	Nov. 10	W	KANSAS CITY	119-107	4-4	1-W	Gilmore-28	Jones-13	Robinson-25	6,697
9	Nov. 11	L	@Philadelphia	90-117	4-5	1-L	Woolridge-15	Jones-8	Erving-21	10,191
10	Nov. 14	L	@Washington	99-104	4-6	2-L	Theus-27	Jones-11	Mahorn-17	6,715
11	Nov. 17	L	BOSTON	95-98	4-7	3-L	Gilmore-27	Gilmore-14	Bird-29	17,418*
12	Nov. 20	L	UTAH	103-105	4-8	4-L	Gilmore-25	Gilmore-11	Dantley-33	9,210
13	Nov. 21	W	WASHINGTON	117-105	5-8	1-W	Gilmore-23	Jones-13	Ballard-28	7,377
14	Nov. 24	W	@San Diego	109-102	6-8	2-W	Theus-25	Jones-12	Williams-16	4,558
15	Nov. 27	L	@Phoenix	107-111	6-9	1-L	Gilmore-26	Gilmore-10	Macy-23	12,544
16	Nov. 29	L	@Portland	109-114	6-10	2-L	Gilmore-20	Greenwood-11	Verhoeven-24	12,666
17	Dec. 1	L	@Seattle	87-103	6-11	3-L	Theus-20	Gilmore-9	G. Williams-25	10,472
18	Dec. 2	L	@Golden State	119-120	6-12	4-L	Theus-30	Gilmore-8	King-29	8,202
19	Dec. 4	W	@Utah	105-101	7-12	1-W	Theus-31	Jones-10	Dantley-28	5,480
20	Dec. 8	W	INDIANA	118-116 (OT)	8-12	2-W	Theus-25	Greenwood-15	Davis-28	6,676
21	Dec. 11	W	HOUSTON	118-105	9-12	3-W	Gilmore-30	Gilmore-22	Malone-31	8,584
22	Dec. 12	L	PHILADELPHIA	114-117 (OT)	9-13	1-L	Gilmore-28	Gilmore-15	Erving-26	18,848*
23	Dec. 15	W	CLEVELAND	98-89	10-13	1-W	Gilmore-26	Gilmore-17	Mitchell/Huston-20	5,887
24	Dec. 16	W	@New Jersey	98-97 (OT)	11-13	2-W	Sobers-22	Jones-13	Birdsong/R. Williams-19	11,221
25	Dec. 18	L	@New York	106-121	11-14	1-L	Gilmore/Greenwood-18	Greenwood-8	Cartwright/Russell-22	10,848
26	Dec. 19	L	@Houston	95-102	11-15	2-L	Theus-22	Greenwood-10	Malone-27	8,754
27	Dec. 22	W	WASHINGTON	92-90	12-15	1-W	Sobers-14	Gilmore-15	Ballard-32	8,784
28	Dec. 26	L	@Detroit	94-96	12-16	1-L	Gilmore-20	Gilmore-15	D. Jones-19	10,092
29	Dec. 27	L	@Milwaukee	96-108	12-17	2-L	Theus-21	Gilmore-9	Moncrief-28	11,052
30	Dec. 29	L	NEW YORK	108-111	12-18	3-L	Greenwood-19	Greenwood-15	Russell-24	9,347
31	Jan. 2	L	MILWAUKEE	121-128	12-19	4-L	Grnwd/Lstr/Theus-23	Greenwood-9	Buckner-24	9,251
32	Jan. 5	W	DENVER	134-128	13-19	1-W	Theus-20	Gilmore-12	Issel-30	6,122
33	Jan. 6	W	@Boston	116-102	14-19	2-W	Theus-31	Gilmore-10	Archibald-20	15,320
34	Jan. 8	W	LOS ANGELES	119-113	15-19	3-W	Gilmore-31	Gilmore-12	Johnson-32	18,947*
35	Jan. 12	L	DETROIT	111-122	15-20	1-L	Theus-29	Greenwood-16	Long-28	9,612
36	Jan. 14	L	@New Jersey	104-130	15-21	2-L	Theus-26	Gilmore-8	Cook-29	11,881
37	Jan. 15	L	@Washington	90-93	15-22	3-L	Gilmore-20	Gilmore-13	Ballard-20	6,234
38	Jan. 17	L	@Indiana	103-116	15-23	4-L	Woolridge-19	Greenwood-12	J. Davis-20	8,289
39	Jan. 19	W	INDIANA	110-100	16-23	1-W	Gilmore-27	Bantom-12	Barton-18	5,216
40	Jan. 22	W	CLEVELAND	108-93	17-23	2-W	Gilmore-21	Greenwood-13	Brewer-20	6,569
41	Jan. 23	W	@New York	140-139 (OT)	18-23	3-W	Theus-36	Greenwood-13	Newlin-31	9,841
42	Jan. 26	L	@Washington	84-94	18-24	1-L	Gilmore-26	Gilmore-14	Ballard-20	6,839
43	Jan. 28	L	GOLDEN STATE	110-111	18-25	2-L	Gilmore-29	Greenwood-13	King-32	9,117
44	Feb. 2	L	NEW JERSEY	112-116	18-26	3-L	Gilmore-31	Gilmore-14	Williams-31	5,116
45	Feb. 3	L	@Milwaukee	98-113	18-27	4-L	Woolridge-23	Greenwood-11	Winters-25	10,820
46	Feb. 5	L	DETROIT	103-110	18-28	5-L	Theus-21	Gilmore-11	Trippucka-32	14,126
47	Feb. 7	L	@Philadelphia	107-123	18-29	6-L	Greenwood-26	Gilmore-10	B. Jones-23	9,364
48	Feb. 9	L	@Detroit	123-129 (OT)	18-30	7-L	Kenon-22	Greenwood-9	Long-33	3,270
49	Feb. 10	W	ATLANTA	91-73	19-30	1-W	Theus-22	Greenwood-15	Hollins-18	5,916
50	Feb. 13	L	MILWAUKEE	90-120	19-31	1-L	Theus-29	Greenwood-10	Buckner/Winters-18	8,722
51	Feb. 16	L	PHOENIX	86-91	19-32	2-L	Sobers-18	Gilmore/Greenwood-9	D. Johnson-18	5,871
52	Feb. 17	L	@New Jersey	105-115	19-33	3-L	Greenwood-22	Gilmore-8	R. Williams-32	12,163
53	Feb. 21	L	DALLAS	97-113	19-34	4-L	Theus-22	Greenwood-18	Davis-32	10,687
54	Feb. 23	W	PORTLAND	123-122	20-34	1-W	Theus-28	Gilmore/Theus-10	Thompson-22	5,722
55	Feb. 26	W	@Atlanta	116-110	21-34	2-W	Theus-23	Greenwood-21	Johnson-27	7,215
56	Feb. 28	W	SAN ANTONIO	118-104	22-34	3-W	Sobers-28	Greenwood-15	Gervin-25	7,258
57	Mar. 2	W	PHILADELPHIA	112-109	23-34	4-W	Theus-22	Gilmore-13	Toney-28	15,878
58	Mar. 4	L	@Detroit	97-122	23-35	1-L	Woolridge-21	Gilmore-13	Trippucka-24	3,439
59	Mar. 5	L	NEW JERSEY	90-107	23-36	2-L	Greenwood/Jones-14	Greenwood-11	R. Williams-20	10,572
60	Mar. 7	L	@Kansas City	122-124 (2 OT)	23-37	3-L	Gilmore-33	Greenwood-19	King-23	6,109
61	Mar. 9	W	SEATTLE	109-104	24-37	1-W	Gilmore-22	Greenwood-13	G. Williams-25	7,380
62	Mar. 10	W	@Milwaukee	101-98	25-37	2-W	Gilmore-23	Gilmore-16	Moncrief-24	10,819
63	Mar. 12	W	@Los Angeles	111-105	26-37	3-W	Gilmore-25	Gilmore/Greenwood-9	Johnson-30	17,505
64	Mar. 14	L	@San Antonio	111-119	26-38	1-L	Gilmore-23	Gilmore-15	Gervin-37	9,237
65	Mar. 17	W	@Dallas	102-92	27-38	1-W	Lester-27	Greenwood-16	Agre/Devis/Vincent-13	6,292
66	Mar. 19	L	@Denver	120-130	27-39	1-L	Greenwood-20	Greenwood-11	Issel-32	10,979
67	Mar. 21	W	@Cleveland	98-93	28-39	1-W	Gilmore-20	Jones-13	Robinson-22	4,172
68	Mar. 23	L	BOSTON	103-110	28-40	1-L	Lester-23	Gilmore/Greenwood-14	Maxwell-29	16,712
69	Mar. 26	W	NEW YORK	131-107	29-40	1-W	Theus-27	Gilmore-16	Bradley-17	6,302
70	Mar. 28	L	@Indiana	101-102	29-41	1-L	Gilmore-25	Gilmore-12	C. Johnson-20	6,450
71	Mar. 30	L	ATLANTA	92-107	29-42	2-L	Gilmore-20	Gilmore-12	McMillen-18	6,079
72	Mar. 31	L	@Philadelphia	99-99	29-43	3-L	Greenwood-20	Gilmr/Grnwd/Jcksn-10	Erving-32	10,887
73	Apr. 2	L	MILWAUKEE	105-114	29-44	4-L	Lester-17	Gilmore-13	Ma. Jasn/MJ. Jasn-24	7,112
74	Apr. 4	L	@Boston	112-114	29-45	5-L	Theus-26	D. Jones-11	Bird-29	15,320
75	Apr. 6	L	PHILADELPHIA	104-117	29-46	6-L	Greenwood-21	Greenwood-12	Erving-23	9,956
76	Apr. 7	W	@Cleveland	122-105	30-46	1-W	Theus-22	Gilmore-12	Silas-30	4,167
77	Apr. 9	L	WASHINGTON	99-114	30-47	1-L	Gilmore-17	Greenwood-10	Haywood-25	6,112
78	Apr. 11	L	@Atlanta	89-108	30-48	2-L	Greenwood-17	Greenwood-10	Roundfield-21	5,684
79	Apr. 13	W	BOSTON	120-115	31-48	1-W	Greenwood-25	Greenwood-15	Bird-35	8,746
80	Apr. 15	W	@New York	120-116	32-48	2-W	Theus-21	Greenwood-17	Lucas-22	8,917
81	Apr. 16	W	CLEVELAND	112-102	33-48	3-W	Gilmore-28	Gilmore-19	Brewer-31	4,963
82	Apr. 18	W	INDIANA	112-104	34-48	4-W	Gilmore/Kenon-20	Gilmore-16	B. Knight-22	4,964



LEFT TO RIGHT: (first row): Reggie Theus, Chairman of Executive Committee Arthur M. Wirtz, Ricky Sobers, Ronnie Lester, General Manager Rod Thorn. (second row): Tracy Jackson, Trainer Mark Pfeil, Ray Blume, James Wilkes, Managing Partner Jonathan Kovler. (third row): Larry Kenon, Assistant Coach Phil Johnson, Orlando Woolridge. (fourth row): Mascot Benny the Bull, Artis Gilmore, David Greenwood, Dwight Jones, Gene Tormohlen, Coby Dietrick.

DRAFT: First round, Orlando Woolridge (Notre Dame); second round, Ray Blume (Oregon State) and Mike Oliver (Lamar).

RECORD: 34-48 (FIFTH PLACE)

REGULAR SEASON: Lost free agent Bobby Wilkerson to Cleveland ... Woolridge remained unsigned through first week of regular season ... set NBA record for field goal percentage (.705) but lost at Golden State 120-119 (12/02/81) ... purchased Tracy Jackson from Boston ... Sloan fired as Head Coach following 91-86 loss to Phoenix (02/16/82) ... General Manager Rod Thorn finished season as Interim Coach.

PLAYOFFS: Failed to qualify.

HONORS: Gilmore named to East All-Star Team ... Gilmore led team in scoring (18.5), rebounding (10.2) and in field goal percentage (.652).

1982-1983 CHICAGO BULLS



FRONT OFFICE

BASKETBALL OPS.

PLAYERS

THE NBA

OPPONENTS

2015-16 SEASON

RECORDS

PLAYOFFS

HISTORY

COMMUNITY

MEDIA

GAME	DATE	W-L	OPPONENT	SCORE BULLS-OPP.	TOTAL RECORD	SK	BULLS HL. SCORER	BULLS HL. REBOUNDER	OPPONENT HL. SCORER	GAME ATTEN.
1	Oct. 29	L	@New Jersey	102-114	0-1	1-L	Theus-22	Woolridge-10	Birdsong-20	11,042
2	Oct. 30	L	WASHINGTON	125-143	0-2	2-L	Theus-30	Woolridge-10	F. Johnson-36	9,218
3	Nov. 3	L	@Detroit	144-152	0-3	3-L	Theus-41	Woolridge-9	Trippucka/Thomas-28	6,298
4	Nov. 4	W	CLEVELAND	118-111	1-3	1-W	Theus-40	Corzn/Gmwd/Jeksn-8	Robinson-26	4,520
5	Nov. 6	W	SAN DIEGO	129-124	2-3	2-W	Theus-30	Hollins-21	Hollins-21	11,162
6	Nov. 9	L	SEATTLE	111-112	2-4	1-L	Theus-25	Greenwood-11	Sikma-21	9,122
7	Nov. 10	L	@Philadelphia	108-145	2-5	2-L	Woolridge-21	Greenwood-12	Malone-22	13,056
8	Nov. 12	W	NEW JERSEY	113-105	3-5	1-W	Lester-21	Greenwood/Higgins-12	M. Johnson-20	5,828
9	Nov. 13	L	@Indiana	115-119	3-6	1-L	Theus-25	Woolridge-7	G. Johnson-23	3,420
10	Nov. 16	W	GOLDEN STATE	125-120	4-6	1-W	Theus-29	Jones-14	Free-21	5,706
11	Nov. 19	W	UTAH	127-111	5-6	2-W	Theus-42	Greenwood-18	Dantley-35	5,789
12	Nov. 20	W	DETROIT	131-128	6-6	3-W	Theus-40	Greenwood-9	V. Johnson/Thomas-29	12,178
13	Nov. 23	L	@Atlanta	102-132	6-7	1-L	Theus-17	Greenwood-13	E. Johnson-25	6,341
14	Nov. 24	L	@Dallas	127-133	6-8	2-L	Woolridge-34	Greenwood-11	Blackman-27	9,594
15	Nov. 26	L	@San Antonio	120-122	6-9	3-L	Woolridge-21	Greenwood-12	Gervin-44	9,106
16	Nov. 27	L	@Houston	99-108	6-10	4-L	Theus-23	Greenwood-8	Teagle-20	8,257
17	Dec. 1	L	@Kansas City	132-143	6-11	5-L	Woolridge-31	Greenwood-11	Woodson/Drew-24	5,425
18	Dec. 3	L	@Denver	124-132	6-12	6-L	Theus/Woolridge-25	Greenwood-11	English-29	10,993
19	Dec. 4	L	@Utah	124-131	6-13	7-L	Theus-37	Greenwood-20	Dantley-57	7,709
20	Dec. 7	W	NEW YORK	91-85	7-13	1-W	Theus-37	Greenwood-13	King-22	4,639
21	Dec. 8	W	@Milwaukee	111-101	8-13	2-W	Theus-32	Greenwood-9	Moncrief-21	9,185
22	Dec. 11	L	ATLANTA	107-117	8-14	1-L	Woolridge-19	Corzine-14	Sparrow-30	6,781
23	Dec. 14	L	WASHINGTON	102-108	8-15	2-L	Theus-19	Greenwood-9	Ballard-22	5,189
24	Dec. 17	L	@Milwaukee	93-115	8-16	3-L	Theus-23	Corzine-14	Bridgeman-30	9,206
25	Dec. 18	W	INDIANA	131-127	9-16	1-W	Theus-37	Greenwood-13	Kellogg-33	5,219
26	Dec. 21	W	ATLANTA	124-116 (2 OT)	10-16	2-W	Theus-29	Greenwood-15	Wilkins-24	5,171
27	Dec. 22	L	@Boston	131-140	10-17	1-L	Theus-46	Greenwood-13	Bird-26	15,320
28	Dec. 27	L	@Washington	87-89	10-18	2-L	Corzine/Theus-18	Corzine-22	Grevey-22	5,821
29	Dec. 28	L	MILWAUKEE	103-113	10-19	3-L	Dalley-19	Greenwood-17	Moncrief-28	7,680
30	Dec. 30	L	SAN ANTONIO	102-105	10-20	4-L	Theus-27	Greenwood-14	Moore-22	7,280
31	Jan. 4	W	DETROIT	147-138 (2 OT)	11-20	1-W	Olderberg-28	Greenwood-19	V. Johnson-33	6,472
32	Jan. 7	L	NEW JERSEY	98-111	11-21	1-L	Theus-18	Greenwood-11	M. Johnson-25	5,682
33	Jan. 8	L	@Atlanta	89-109	11-22	2-L	Woolridge-16	Corzine-17	E. Johnson-27	6,032
34	Jan. 11	L	PHOENIX	96-109	11-23	3-L	Theus-21	Greenwood-14	M. Lucas-31	5,232
35	Jan. 12	W	@Cleveland	98-96	12-23	1-W	Theus-30	Corzine-8	Free-24	2,238
36	Jan. 14	W	@Indiana	126-123 (OT)	13-23	2-W	Theus-28	Corzine-14	H. Williams-31	7,249
37	Jan. 15	L	MILWAUKEE	126-128 (2 OT)	13-24	1-L	Corzine-27	Corzine-17	M. Johnson-34	7,247
38	Jan. 17	L	@New York	109-119	13-25	2-L	Theus-31	Corzine-11	Cartwright-28	7,193
39	Jan. 19	L	@Philadelphia	106-126	13-26	3-L	Woolridge-24	Corzine-9	Erving-26	17,013
40	Jan. 21	L	BOSTON	106-117	13-27	4-L	Corzine-30	Corzine-22	Parish-26	13,582
41	Jan. 22	W	@Washington	95-86	14-27	1-W	Theus-31	Dalley-10	Ballard-19	5,769
42	Jan. 25	L	PHILADELPHIA	99-116	14-28	1-L	Theus-24	Greenwood-10	Toney-24	18,253*
43	Jan. 26	W	@Cleveland	124-119	15-28	1-W	Theus-27	Corzine-9	Huston-31	2,285
44	Jan. 28	L	NEW YORK	91-93	15-29	1-L	Theus-25	Greenwood-14	Cartwright-23	7,382
45	Jan. 29	L	@Detroit	126-129	15-30	2-L	Corzine-19	Greenwood-15	Trippucka-56	15,384
46	Jan. 31	L	@Boston	104-110	15-31	3-L	Corzine-30	Corzine-12	Parish-30	12,742
47	Feb. 1	W	HOUSTON	128-78	16-31	1-W	Jones-19	Greenwood-11	Leavell-14	3,989
48	Feb. 4	L	@New Jersey	98-120	16-32	1-L	Theus/Woolridge-19	Corzine-7	Dawkins-18	14,548
49	Feb. 5	W	CLEVELAND	117-113	17-32	1-W	Theus-29	Corzine-13	Free-36	6,257
50	Feb. 8	L	PORTLAND	93-109	17-33	1-L	Woolridge-20	Woolridge-11	Paxson-34	5,136
51	Feb. 10	L	PHILADELPHIA	110-116	17-34	2-L	Theus-30	Corzine/Higgins-7	Erving-34	12,222
52	Feb. 15	L	INDIANA	110-113	17-35	3-L	Theus-27	Greenwood-14	H. Williams-20	4,132
53	Feb. 16	W	@Indiana	117-113	18-35	1-W	Theus-35	Corzine-14	H. Williams-22	2,745
54	Feb. 20	W	DALLAS	124-111	19-35	2-W	Theus-25	Corzine/Greenwood-12	Aguirre-30	9,144
55	Feb. 22	W	DENVER	144-133	20-35	3-W	Woolridge-31	Corzine-12	Vandeweghe-37	5,754
56	Feb. 23	L	@New Jersey	86-119	20-36	1-L	Woolridge-19	Greenwood-7	Cook-17	10,046
57	Feb. 25	L	@Philadelphia	111-116	20-37	2-L	Theus-26	Corzine-14	Malone-34	16,267
58	Feb. 26	L	@New York	79-94	20-38	3-L	Dalley/Greenwood-13	Corzine-16	Cartwright-17	9,076
59	Mar. 1	L	LOS ANGELES	111-114	20-39	4-L	Theus-27	Corzine-9	Abdul-Jabbar-31	15,307
60	Mar. 4	W	NEW JERSEY	124-119	21-39	1-W	Dalley-29	Corzine/Greenwood-8	King-31	6,387
61	Mar. 6	W	INDIANA	106-98	22-39	2-W	Theus-28	Greenwood-21	Kellogg-21	5,385
62	Mar. 9	L	@Washington	92-110	22-40	1-L	Corzine-22	Corzine-12	Ruland-33	5,622
63	Mar. 11	L	@San Diego	123-130 (2 OT)	22-41	2-L	Corzine-35	Greenwood-12	Chambers-37	3,722
64	Mar. 12	L	@Los Angeles	116-123	22-42	3-L	Greenwood-27	Greenwood-10	Nixon-27	17,505
65	Mar. 15	L	@Phoenix	108-116	22-43	4-L	Theus-22	Corzine-17	Davis-28	10,307
66	Mar. 16	W	@Golden State	113-111	23-43	1-W	Theus-32	Greenwood-13	Carroll-28	8,150
67	Mar. 18	W	@Portland	117-101	24-43	2-W	Theus-29	Greenwood-11	Paxson-31	12,666
68	Mar. 20	L	@Seattle	116-129	24-44	1-L	Dalley-30	Corzine/Greenwood-13	D. Thompson-29	11,139
69	Mar. 22	L	DETROIT	116-134	24-45	2-L	Olderberg-22	Greenwood-11	I. Thomas-33	6,264
70	Mar. 24	L	WASHINGTON	96-102	24-46	3-L	Higgins/Theus-18	Corzine-12	Collins-31	5,256
71	Mar. 26	W	BOSTON	118-108	25-46	1-W	Theus-25	Corzine-11	Bird-30	10,415
72	Mar. 29	W	PHILADELPHIA	97-95	26-46	2-W	Higgins-25	Greenwood-15	Toney-23	12,189
73	Apr. 1	L	ATLANTA	107-108	26-47	1-L	Theus-26	Greenwood-12	Roundfield/Wilkins-25	6,417
74	Apr. 3	L	@Detroit	107-122	26-48	2-L	Theus-26	Greenwood-9	I. Thomas-30	4,428
75	Apr. 5	L	CLEVELAND	91-101	26-49	3-L	Theus-28	Corzine-13	G. Robinson-24	4,612
76	Apr. 6	L	@Atlanta	101-138	26-50	4-L	Theus-17	Higgins-11	Wilkins-34	6,373
77	Apr. 9	L	MILWAUKEE	104-115	26-51	5-L	Corzine-23	Greenwood-11	Moncrief-27	4,924
78	Apr. 10	L	@Milwaukee	91-121	26-52	6-L	Higgins-17	Oldham-10	M. Johnson-28	10,185
79	Apr. 12	L	KANSAS CITY	102-112	26-53	7-L	Dalley-23	Olderberg-13	Woodson-34	3,956
80	Apr. 13	W	@Cleveland	107-98	27-53	1-W	Dalley-20	Corzn/Hgns/Oldhm-7	Free-20	1,192
81	Apr. 15	W	@Boston	120-117	28-53	2-W	Corzine-34	Corzine-12	McHale-26	15,320
82	Apr. 17	L	NEW YORK	103-120	28-54	1-L	Theus-21	Greenwood-8	T. Robinson-22	4,032

* home sellout



LEFT TO RIGHT: (first row): Mike Bratz, Ronnie Lester, Quintin Dailey. (second row): Dudley Bradley, Reggie Theus, Rod Higgins, Head Coach Paul Westhead. (third row): David Greenwood, Vice President/Operating Officer Jonathon Kovler, Orlando Woolridge. (fourth row): Dave Corzine, Mark Olberding, Tracy Jackson, General Manager Rod Thorn. (fifth row): Assistant Coach Mike Thibault, Trainer Mark Pfeil, Larry Spriggs, Jawann Oldham, Assistant Coach Don Casey.

DRAFT: First round, Quintin Dailey (USF); second round, Ricky Frazier (Missouri), Wallace Bryant (USF) and Rod Higgins (Fresno State).

RECORD: 28-54 (FOURTH PLACE)

REGULAR SEASON: Named Paul Westhead Head Coach, Don Casey and Mike Thibault assistants ... traded Artis Gilmore to San Antonio for center Dave Corzine and forward Mark Olberding ... lost free agent Ricky Sobers to Washington ... lost all seven games during first extended road trip to fall out of contention ... beat Milwaukee for first road win after 10 straight losses (12/08/82) ... Reggie Theus scored career-high 46 points in 140-131 loss at Boston (12/22/82) ... lost Orlando Woolridge for final 25 games with torn knee ligaments ... Westhead fired following 28-54 season, second worst in team history.

PLAYOFFS: Failed to qualify for second straight year.

HONORS: Dailey and Higgins named to All-Rookie First Team.



GAME	DATE	W-L	OPPONENT	SCORE BULLS-OPP.	TOTAL RECORD	SK	BULLS HI. SCORER	BULLS HI. REBOUNDER	OPPONENT HI. SCORER	GAME ATTEN.
1	Oct. 29	W	NEW JERSEY	104-97	1-0	1-W	Dalley-27	Wiggins-9	King-23	8,126
2	Nov. 1	L	@Philadelphia	91-99	1-1	1-L	Wiggins-16	Greenwood-10	Toney-23	10,193
3	Nov. 3	L	@New Jersey	107-112	1-2	2-L	Theus-22	Green-9	Williams-24	8,037
4	Nov. 4	L	@Atlanta	90-103	1-3	3-L	Wiggins-25	Green/Oldham-11	Williams-24	8,468
5	Nov. 8	W	KANSAS CITY	100-87	2-3	1-W	Woodridge-23	Greenwood-12	Knight-33	4,647
6	Nov. 11	L	@Washington	124-125 (2 OT)	2-4	1-L	Woodridge-33	Greenwood-19	Ruland-31	5,782
7	Nov. 12	L	BOSTON	101-116	2-5	2-L	Woodridge-26	Greenwood-7	McHale-24	11,942
8	Nov. 15	W	DETROIT	112-110	3-5	1-W	Woodridge-27	Greenwood-20	Laimbeer-21	7,182
9	Nov. 17	L	SEATTLE	110-119	3-6	1-L	Woodridge-22	Corzine-11	Sunvold-24	4,638
10	Nov. 19	W	INDIANA	110-105	4-6	1-W	Dalley-26	Corzine-9	Williams-21	4,837
11	Nov. 23	W	@Utah	129-117	5-6	2-W	Corzine-23	Corzine/Greenwood-7	Dantley-24	13,166
12	Nov. 25	L	@Phoenix	94-120	5-7	1-L	Wiggins-23	Oldham-5	Nance-24	10,269
13	Nov. 27	L	@Los Angeles	100-103	5-8	2-L	Woodridge-19	Greenwood-15	Johnson-29	12,692
14	Nov. 29	L	@Houston	110-116	5-9	3-L	Woodridge-25	Greenwood-7	Leavell-28	8,976
15	Dec. 2	L	@San Antonio	94-123	5-10	4-L	Woodridge-21	Wiggins-6	Gervin-32	7,948
16	Dec. 3	L	@Dallas	100-110	5-11	5-L	Dalley/Theus-21	Corzine/Woodridge-10	Aguirre-32	15,206
17	Dec. 6	L	BOSTON	105-118	5-12	6-L	Woodridge-32	Woodridge-10	Bird-24	7,627
18	Dec. 9	L	HOUSTON	112-115 (OT)	5-13	7-L	Woodridge-19	Greenwood-13	Lloyd-31	11,237
19	Dec. 10	L	CLEVELAND	95-101	5-14	8-L	Woodridge-25	Crzn/Dly/Gmwd/Wldrg-6	Robinson-22	3,849
20	Dec. 13	W	MILWAUKEE	96-88	6-14	1-W	Dalley-25	Corzine-8	Moncrief-22	4,822
21	Dec. 15	W	@New York	113-107	7-14	2-W	Woodridge/Wiggins-25	Corzine-8	Williams-26	8,018
22	Dec. 17	W	DALLAS	102-94	8-14	3-W	Dalley-20	Greenwood-12	Aguirre-28	8,912
23	Dec. 22	W	@Milwaukee	116-99	9-14	4-W	Dalley-26	Corzine/Greenwood-8	Moncrief-29	10,182
24	Dec. 23	W	WASHINGTON	114-93	10-14	5-W	Corzine/Woodridge-19	Greenwood-10	Ruland-35	3,962
25	Dec. 27	W	NEW YORK	102-96	11-14	6-W	Whatley-21	Greenwood-12	Williams-24	6,422
26	Dec. 29	W	PORTLAND	100-99	12-14	7-W	Corzine-24	Corzine-10	Cooper/Paxson-18	8,274
27	Dec. 30	L	@Detroit	96-103	12-15	1-L	Dalley-23	Greenwood-10	Laimbeer-28	10,253
28	Jan. 3	W	PHOENIX	102-97	13-15	1-W	Wiggins-22	Corzine-11	Davis-20	5,112
29	Jan. 4	L	@Indiana	89-102	13-16	1-L	Woodridge-22	Greenwood-9	Williams-24	6,028
30	Jan. 6	L	@Washington	88-96 (OT)	13-17	2-L	Woodridge-21	Greenwood-12	Ruland-26	8,152
31	Jan. 7	W	WASHINGTON	87-73	14-17	1-W	Wiggins-21	Greenwood-22	Johnson-15	6,128
32	Jan. 10	W	INDIANA	105-104	15-17	2-W	Woodridge-26	Corzine-16	Williams-23	4,822
33	Jan. 11	L	@New Jersey	105-120	15-18	1-L	Woodridge-21	Corzine/Green-10	Birdsong-20	9,015
34	Jan. 13	L	@Detroit	104-115	15-19	2-L	Woodridge-21	Greenwood-11	Trippuca-23	15,112
35	Jan. 14	L	NEW YORK	111-113	15-20	3-L	Wiggins/Woodridge-28	Greenwood-18	King-42	8,514
36	Jan. 17	L	CLEVELAND	103-105	15-21	4-L	Woodridge-23	Greenwood-18	Free-23	3,877
37	Jan. 19	L	@New York	92-109	15-22	5-L	Woodridge-19	Oldham-7	King-31	8,444
38	Jan. 21	W	@Cleveland	111-94	16-22	1-W	Dalley-36	Greenwood-13	Robinson-14	9,957
39	Jan. 24	L	ATLANTA	93-100	16-23	1-L	Dalley-30	Greenwood-12	Davis-28	4,327
40	Jan. 26	L	DENVER	125-126	16-24	2-L	Greenwood-32	Oldham-11	Issel-37	4,913
41	Jan. 31	L	BOSTON	83-106	16-25	3-L	Theus-15	Greenwood-16	Bird-28	9,430
42	Feb. 1	L	@Atlanta	103-116	16-26	4-L	Dalley-27	Green-9	Roundfield-28	6,013
43	Feb. 3	L	@Cleveland	76-106	16-27	5-L	Green-11	Oldham-7	Free-22	3,428
44	Feb. 4	L	NEW JERSEY	105-108	16-28	6-L	Corzine-25	Greenwood-9	Dawkins-27	5,241
45	Feb. 7	W	PHILADELPHIA	104-89	17-28	1-W	Woodridge-26	Greenwood-18	Erving-21	12,976
46	Feb. 8	W	@New Jersey	114-110	18-28	2-W	Dalley-34	Corzine-10	Williams-23	9,021
47	Feb. 10	W	@Philadelphia	100-91	19-28	3-W	Woodridge-25	Greenwood-17	Erving-21	12,202
48	Feb. 11	W	GOLDEN STATE	101-96	20-28	4-W	Dalley-28	Corzine-10	Short-36	5,089
49	Feb. 14	W	SAN DIEGO	112-99	21-28	5-W	Woodridge-32	Greenwood-12	Pierce/Kaiser-18	4,748
50	Feb. 17	L	SAN ANTONIO	109-111	21-29	1-L	Woodridge-23	Greenwood-14	Gervin-32	5,894
51	Feb. 19	L	MILWAUKEE	103-113	21-30	2-L	Greenwood-20	Greenwood-18	Moncrief-26	4,684
52	Feb. 21	L	UTAH	95-117	21-31	3-L	Dalley-15	Greenwood-9	Dantley-28	4,322
53	Feb. 22	W	@Indiana	121-111	22-31	1-W	Woodridge-32	Corzine-8	Stipanovich-25	6,761
54	Feb. 24	L	WASHINGTON	96-102	22-32	1-L	Dalley-21	Greenwood-12	Sobers-25	4,522
55	Feb. 25	L	@Atlanta	87-122	22-33	2-L	Green-17	Greenwood-7	Roundfield-21	7,956
56	Feb. 28	L	LOS ANGELES	108-124	22-34	3-L	Greenwood-23	Greenwood-16	Wilkes-22	10,949
57	Feb. 29	L	@Milwaukee	83-112	22-35	4-L	Dalley/Greenwood-14	Corzine/Greenwood-6	Bridgeman-25	9,021
58	Mar. 2	L	@Boston	100-104	22-36	5-L	Woodridge-23	Corzine-10	Bird-28	14,529
59	Mar. 3	W	ATLANTA	102-98	23-36	1-W	Dalley-22	Greenwood-9	Wilkins-21	8,649
60	Mar. 6	L	DETROIT	108-124	23-37	1-L	Dalley-27	Greenwood-12	Thomas-30	6,036
61	Mar. 8	L	@Kansas City	110-116	23-38	2-L	Woodridge-28	Greenwood-12	Olberding-22	6,396
62	Mar. 10	L	@San Diego	110-116	23-39	3-L	Dalley-30	Greenwood-9	Donaldson-22	4,530
63	Mar. 13	W	@Golden State	112-101	24-39	1-W	Greenwood-22	Greenwood-10	Short-24	8,080
64	Mar. 15	L	@Seattle	90-106	24-40	1-L	Dalley-30	Greenwood-13	Williams-23	10,189
65	Mar. 16	W	@Portland	156-155 (4 OT)	25-40	1-W	Dalley-33	Greenwood-12	Paxson-41	12,666
66	Mar. 18	L	@Denver	104-107	25-41	1-L	Dalley-19	Corzine-8	Vandeweghe-30	11,089
67	Mar. 20	W	CLEVELAND	108-104 (OT)	26-41	1-W	Dalley-36	Greenwood-19	Free-26	3,518
68	Mar. 23	L	@Indiana	112-119	26-42	1-L	Woodridge-28	Greenwood-13	Carter-20	7,424
69	Mar. 25	L	INDIANA	99-102	26-43	2-L	Woodridge-22	Greenwood/Wiggins-10	Kellogg-25	5,246
70	Mar. 27	L	DETROIT	83-111	26-44	3-L	Dalley-12	Greenwood-8	Laimbeer/Long-22	7,249
71	Mar. 28	L	@Detroit	101-108	26-45	4-L	Dalley-30	Woodridge-9	Laimbeer/Long-18	16,386
72	Mar. 30	L	@Milwaukee	96-119	26-46	5-L	Woodridge-20	Johnson-9	Pressey-29	9,846
73	Mar. 31	L	PHILADELPHIA	104-111	26-47	6-L	Dalley-25	Greenwood-16	Malone-29	11,821
74	Apr. 2	L	@New York	113-115	26-48	7-L	Dalley-44	Greenwood-9	Sparrow-24	7,301
75	Apr. 3	L	NEW YORK	96-113	26-49	8-L	Wiggins-20	Johnson-16	Tucker-20	3,329
76	Apr. 5	L	@Cleveland	99-114	26-50	9-L	Dalley-23	Corzine/Johnson-9	Shelton-21	2,804
77	Apr. 6	W	ATLANTA	111-103	27-50	1-W	Dalley-21	Greenwood-12	Wilkins-23	4,034
78	Apr. 8	L	@Boston	110-117	27-51	1-L	Dalley-31	Johnson-11	Bird-30	14,890
79	Apr. 9	L	@Washington	134-136 (2 OT)	27-52	2-L	Dalley-32	Bryant-10	Ballard-33	5,268
80	Apr. 11	L	NEW JERSEY	112-129	27-53	3-L	Woodridge-22	Greenwood-13	Dawkins-18	5,221
81	Apr. 13	L	MILWAUKEE	85-109	27-54	4-L	Woodridge-20	Greenwood-12	Johnson-18	4,042
82	Apr. 15	L	@Philadelphia	115-129	27-55	5-L	Lester-16	Oldham-9	Erving-22	10,120



LEFT TO RIGHT: (first row): Ronnie Lester, Mitchell Wiggins, Quintin Dailey, Assistant Coach Bill Blair. (second row): Ennis Whatley, Assistant Coach/Scout Mike Thibault, Head Coach Kevin Loughery. (third row): Trainer Mark Pfeil, Orlando Woolridge, Dave Corzine, Rod Higgins, Assistant Coach Fred Carter, General Manager Rod Thorn. (fourth row): Wallace Bryant, Steve Johnson, Jawann Oldham, Sidney Green, David Greenwood.

DRAFT: First round, Sidney Green (Nevada-Las Vegas), Ennis Whatley (Alabama) and Mitchell Wiggins (Florida State); second round, Chris McNealy (San Jose State).

RECORD: 27-55 (FIFTH PLACE)

REGULAR SEASON: Named Kevin Loughery Head Coach (06/07/83) ... opening day lineup: forwards David Greenwood and Orlando Woolridge, center Dave Corzine, guards Quintin Dailey and Ennis Whatley ... seven-game winning streak snapped with 103-96 loss at Detroit (12/30/83) ... Whatley tied Stadium record with 22 assists in 113-111 win over New York (01/14/84) ... traded Reggie Theus to Kansas City for Steve Johnson and a future draft pick (02/15/84) ... as youngest player in NBA, Whatley set team-assist record for rookies (662).

PLAYOFFS: Failed to qualify for third straight year.

HONORS: Woolridge led Bulls in scoring (19.3) ... Greenwood led Bulls in rebounding (10.1).

1984-1985 CHICAGO BULLS



FRONT OFFICE

BASKETBALL OPS.

PLAYERS

THE NBA

OPPONENTS

2015-16 SEASON

RECORDS

PLAYOFFS

HISTORY

MEDIA

282

GAME	DATE	W-L	OPPONENT	SCORE BULLS-OPP.	TOTAL RECORD	SK	BULLS HL. SCORER	BULLS HL. REBOUNDER	OPPONENT HL. SCORER	GAME ATTEN.
1	Oct. 26	W	WASHINGTON	109-93	1-0	1-W	Woolridge-28	Johnson/Woolridge-9	Johnson/Williams-15	13,913
2	Oct. 27	L	@Milwaukee	106-108	1-1	1-L	Woolridge-29	Green-10	Cummings-34	11,082
3	Oct. 29	W	MILWAUKEE	116-110	2-1	1-W	Jordan-37	Woolridge-12	Moncrief-29	9,956
4	Oct. 30	W	@Kansas City	109-104	3-1	2-W	Jordan-25	Jones-8	E. Johnson-24	9,391
5	Nov. 1	L	@Denver	113-129	3-2	1-L	Dailey-26	Green-9	Nart-31	9,413
6	Nov. 7	W	@Detroit	122-118	4-2	1-W	Dailey-29	Jones-11	Thomas-35	15,542
7	Nov. 8	W	@New York	121-106	5-2	2-W	Jordan-33	Jordan-8	King-34	19,252
8	Nov. 10	W	@Indiana	118-116	6-2	3-W	Woolridge-31	Corzine-13	Kellogg-31	16,920
9	Nov. 13	W	SAN ANTONIO	120-117	7-2	4-W	Jordan-45	Jordan-10	Gervin-28	9,866
10	Nov. 15	L	BOSTON	105-125	7-3	1-L	Jordan-27	Jones-9	Maxwell-30	17,753*
11	Nov. 17	L	PHILADELPHIA	100-109	7-4	2-L	Woolridge-33	Grnwld/Jrdn/Wirld-5	Malone-39	18,116*
12	Nov. 19	L	INDIANA	120-137	7-5	3-L	Jordan-34	Jones-9	Fleming-26	7,516
13	Nov. 21	L	@Milwaukee	98-108	7-6	4-L	Jordan-35	Johnson-14	Pressey-27	11,052
14	Nov. 23	W	@Seattle	114-94	8-6	1-W	Jordan-23	Greenwood-9	Wood-21	12,293
15	Nov. 24	L	@Portland	131-141	8-7	1-L	Jordan-30	Corzine/Johnson-10	Paxson-31	12,686
16	Nov. 27	L	@Golden State	103-109	8-8	2-L	Woolridge-20	Greenwood-8	Floyd-25	13,295
17	Nov. 29	L	@Phoenix	95-100	8-9	3-L	Jordan-22	Johnson-13	Nance-24	12,713
18	Nov. 30	W	@L.A. Clippers	104-100	9-9	1-W	Woolridge-23	Jones-10	Smith-33	14,366
19	Dec. 2	W	@L.A. Lakers	113-112	10-9	2-W	Dailey-28	Greenwood-13	Abdul-Jabbar-32	17,505
20	Dec. 4	W	NEW JERSEY	112-97	11-9	3-W	Woolridge-37	Johnson-10	Richardson-22	6,126
21	Dec. 7	W	NEW YORK	95-93	12-9	4-W	Woolridge-23	Johnson-10	Orr-23	8,022
22	Dec. 8	W	DALLAS	99-97	13-9	5-W	Woolridge-30	Johnson/Jones-9	Aguirre-24	13,167
23	Dec. 11	L	DETROIT	101-108	13-10	1-L	Jordan-27	Jones-11	Tyler-26	16,066
24	Dec. 12	L	@Detroit	95-102	13-11	2-L	Jordan-21	Thomas-23	Nance-24	14,016
25	Dec. 14	L	@New Jersey	109-111	13-12	3-L	Jordan-34	Jordan-8	Birdsong-24	14,091
26	Dec. 15	L	PHILADELPHIA	102-114	13-13	4-L	Woolridge-30	Oldham-8	Malone-39	16,261
27	Dec. 18	L	HOUSTON	96-104	13-14	5-L	Woolridge-28	Woolridge-12	Olajuwon-24	18,543*
28	Dec. 20	W	@Atlanta #	132-129 (2 OT)	14-14	1-W	Jordan-34	Johnson-16	Rivers-30	5,647
29	Dec. 22	W	BOSTON	110-95	15-14	2-W	Jordan-32	Jordan-12	Ainge-16	14,414
30	Dec. 27	W	CLEVELAND	112-108	16-14	3-W	Jordan-45	Greenwood-8	Free-30	10,551
31	Dec. 29	L	ATLANTA	101-104	16-15	1-L	Johnson-27	Jones-10	Rivers-20	12,695
32	Jan. 2	W	@Atlanta	107-121	16-16	2-L	Jordan/Woolridge-25	Greenwood-10	Wilkins-35	11,274
33	Jan. 4	W	MILWAUKEE	106-101	17-16	1-W	Dailey-26	Johnson-13	Moncrief-29	13,557
34	Jan. 5	L	@New York	113-119	17-17	1-L	Jordan-42	Corzine-12	King-34	17,865
35	Jan. 9	L	@Boston	108-111	17-18	2-L	Jordan-36	Corzine-9	Bird-28	14,890
36	Jan. 11	W	NEW YORK	113-97	18-18	1-W	Jordan-23	Greenwood-8	Walker-16	11,556
37	Jan. 12	L	@Cleveland	98-101	18-19	1-L	Jordan-24	Jordan-12	Free-32	18,074
38	Jan. 14	W	DENVER	122-113	19-19	1-W	Jordan-35	Jordan-14	English-25	8,922
39	Jan. 16	L	@New Jersey	94-100	19-20	1-L	Jordan-27	Jordan-7	Birdsong-20	12,787
40	Jan. 17	W	CLEVELAND	98-93	20-20	1-W	Jordan-25	Corzine-12	Hinson-19	7,199
41	Jan. 19	L	@Indiana	107-110	20-21	1-L	Jordan-38	Jordan-12	Williams-24	11,303
42	Jan. 22	W	PORTLAND	123-115	21-21	1-W	Jordan/Woolridge-29	Jordan-12	Thompson-25	6,321
43	Jan. 25	W	SEATTLE	93-76	22-21	2-W	Jordan-22	Johnson-11	Skima-16	17,032
44	Jan. 26	W	ATLANTA	117-104	23-21	3-W	Jordan-45	Johnson-13	Wilkins-30	10,459
45	Jan. 29	W	KANSAS CITY	107-97	24-21	4-W	Jordan-26	Johnson-9	E. Johnson-26	7,216
46	Jan. 30	L	@Washington	95-106	24-22	1-L	Jordan-38	Green-10	Williams-29	18,484
47	Feb. 1	L	@Philadelphia	110-121	24-23	2-L	Jordan-31	Green-14	Malone-29	17,921
48	Feb. 5	L	BOSTON	106-110	24-24	3-L	Jordan-41	Jordan-12	McKale-29	18,061*
49	Feb. 7	L	@Cleveland	93-108	24-25	4-L	Jordan-23	Woolridge-11	Free-29	9,113
50	Feb. 12	W	DETROIT	93-126 (OT)	25-25	1-W	Jordan-49	Jordan/Green-15	Johnson-28	13,363
51	Feb. 15	L	INDIANA	96-114	25-26	1-L	Woolridge-24	Corzine-11	Williams-24	7,782
52	Feb. 17	L	@Milwaukee	105-125	25-27	2-L	Jordan-26	Crzine/Grnwld/Green-6	Moncrief-21	11,052
53	Feb. 19	L	L.A. LAKERS	117-127	25-28	3-L	Woolridge-30	Woolridge-9	Abdul-Jabbar-27	19,052*
54	Feb. 22	L	@Boston +	105-115	25-29	4-L	Jordan-26	Johnson-9	Bird-34	15,685
55	Feb. 23	W	GOLDEN STATE	140-125	26-29	1-W	Jordan-38	Greenwood-10	Floyd-25	11,475
56	Feb. 26	L	CLEVELAND	118-123 (OT)	26-30	1-L	Jordan-28	Greenwood-16	Hinson-25	6,965
57	Feb. 27	L	@Detroit	99-108	26-31	2-L	Jordan-24	Johnson/Jordan-6	Laimbeer-28	20,114
58	Mar. 1	W	NEW YORK	109-104	27-31	1-W	Woolridge-28	Jordan-10	King-41	12,681
59	Mar. 3	L	NEW JERSEY	113-117	27-32	1-L	Jordan-37	Jordan-14	Birdsong-30	9,363
60	Mar. 5	W	WASHINGTON	104-99	28-32	1-W	Jordan-37	Jrdn/Oldham/Wirld-9	Williams-18	5,629
61	Mar. 6	W	@Boston	107-104	29-32	2-W	Jordan-33	Greenwood-8	Parish-26	14,890
62	Mar. 8	W	L.A. CLIPPERS	117-101	30-32	3-W	Woolridge-28	Oldham/Woolridge-9	Smith-23	7,626
63	Mar. 9	L	UTAH	105-111	30-33	1-L	Woolridge-35	Woolridge-16	Griffith-40	12,208
64	Mar. 11	L	@Washington	112-119	30-34	2-L	Dailey-24	Corzine-8	Malone-37	11,262
65	Mar. 12	W	DETROIT	111-110	31-34	1-W	Jordan-32	Greenwood-9	Roundfield/Laimbeer-21	13,227
66	Mar. 14	L	@New York	97-106	31-35	1-L	Dailey-23	Greenwood-8	King-24	13,766
67	Mar. 15	W	PHOENIX	107-97	32-35	1-W	Jordan-29	Jordan-9	Adams-36	8,825
68	Mar. 17	W	MILWAUKEE	119-117 (OT)	33-35	2-W	Jordan-32	Jordan/Woolridge-11	Cummings/Moncrief-28	16,022
69	Mar. 19	L	@Houston	100-106	33-36	1-L	Jordan-31	Johnson/Oldham-8	Sampson-26	16,016
70	Mar. 20	L	@San Antonio	98-106	33-37	2-L	Jordan-38	Greenwood-9	Mitchell-31	10,018
71	Mar. 23	W	@Dallas	107-97	34-37	1-W	Johnson-31	Jordan-9	Aguirre-32	17,007
72	Mar. 24	L	@Utah	92-110	34-38	1-L	Jordan-26	Greenwood-10	Dantley-29	8,953
73	Mar. 26	W	INDIANA	120-119	35-38	1-W	Jordan-38	Woolridge-12	Sichting-23	7,268
74	Mar. 28	L	@Cleveland	114-122	35-39	1-L	Jordan-35	Greenwood-11	Free-32	9,104
75	Mar. 30	L	PHILADELPHIA	117-122	35-40	2-L	Jordan-36	Oldham-8	Malone-31	18,133*
76	Apr. 2	W	NEW JERSEY	108-94	36-40	1-W	Jordan-31	Green-12	Richardson-29	9,636
77	Apr. 3	W	@Washington	100-91	37-40	2-W	Jordan-25	Greenwood-9	Malone-22	11,201
78	Apr. 5	L	@Philadelphia	113-116	37-41	1-L	Jordan/Woolridge-40	Green-10	Malone-27	16,579
79	Apr. 6	W	@Atlanta	117-114	38-41	1-W	Jordan-33	Greenwood-11	Wilkins-30	10,888
80	Apr. 8	L	@Indiana	103-107	38-42	1-L	Jordan-22	Jordan/Woolridge-8	Kellogg-34	11,225
81	Apr. 12	L	ATLANTA	108-119	38-43	2-L	Jordan-28	Green-14	Wilkins-31	15,747
82	Apr. 13	L	@New Jersey	113-123	38-44	3-L	Woolridge-33	Green-6	Richardson/King-20	18,758

* home sellout # at New Orleans + at Hartford



LEFT TO RIGHT: (front row): Ronnie Lester, Ennis Whatley, Michael Jordan, Quintin Dailey, Wes Matthews. (middle row): Trainer Mark Pfeil, Assistant Coach Fred Carter, Head Coach Kevin Loughery, General Manager Rod Thorn, Assistant Coach Bill Blair. (back row): Orlando Woolridge, Charles Jones, Caldwell Jones, Dave Corzine, Jawann Oldham, Steve Johnson, Sidney Green, Rod Higgins. (not pictured) Assistant Coach/Scout Mike Thibault.

DRAFT: First round, Michael Jordan (North Carolina); second round, Ben Coleman (Maryland) and Greg Wiltjer (Victoria).

RECORD: 38-44 (THIRD PLACE)

REGULAR SEASON: Opening day lineup: forwards Steve Johnson and Orlando Woolridge, center Caldwell Jones, guards Michael Jordan and Ennis Whatley ... defeated Washington 109-83 as Jordan scored 16 points in debut (10/26/84) ... re-signed free agent David Greenwood (12/16/84) ... Jordan broke own rookie-scoring record with 49 points in 139-126 win over Detroit (02/12/85) ... released Rod Thorn as General Manager and named Jerry Krause Vice President of Basketball Operations (03/26/85) ... Jordan set club single-season record for points (2,313), field goals (837), free throws (630), free throw attempts (746) and steals (196).

PLAYOFFS: Qualified for first time since 1981 ... eliminated 3-1 by Milwaukee ... fired Kevin Loughery as Head Coach (05/28/85).

HONORS: Jordan selected as a starter to East All-Star Team ... Jordan led Bulls in scoring (28.2), rebounding (6.5), assists (5.9) and steals (2.39) ... Jordan named NBA Rookie of the Year, Sporting News Rookie of the Year, Schick Pivotal Player of the Year, Seagram's NBA Player of the Year.

1985-1986 CHICAGO BULLS



FRONT OFFICE

BASKETBALL OPS.

PLAYERS

THE NBA

OPPONENTS

2015-16 SEASON

RECORDS

PLAYOFFS

HISTORY

COMMUNITY

MEDIA

GAME	DATE	W-L	OPPONENT	SCORE BULLS-OPP.	TOTAL RECORD	SK	BULLS H.L. SCORER	BULLS H.L. REBOUNDER	OPPONENT H.L. SCORER	GAME ATTEN.
1	Oct. 25	W	CLEVELAND	116-115 (OT)	1-0	1-W	Woolridge-35	Woolridge-12	Free-27	11,124
2	Oct. 26	W	DETROIT	121-118	2-0	2-W	Jordan-33	Corzine-10	Thomas-36	15,187
3	Oct. 29	W	@Golden State	111-105	3-0	3-W	Woolridge-27	Green-10	Floyd-32	11,210
4	Oct. 31	L	@LA Clippers	102-120	3-1	1-L	Woolridge-28	Green-8	M. Johnson-33	7,809
5	Nov. 2	L	@Seattle	100-118	3-2	2-L	Woolridge-26	Oakley-10	Chambers-23	12,369
6	Nov. 6	L	@Detroit	105-122	3-3	3-L	Woolridge-37	Green-13	Thomas-23	12,156
7	Nov. 7	L	@New Jersey	97-106	3-4	4-L	Woolridge-25	Wigle/Gm/Dakly-9	B. Williams-23	10,149
8	Nov. 9	W	@New York	97-94	4-4	1-W	Woolridge-28	Green-12	Ewing-26	18,737
9	Nov. 12	L	MILWAUKEE	103-132	4-5	1-L	Cummings-10	Corzine-10	Cummings-26	10,312
10	Nov. 13	L	@Philadelphia	106-110	4-6	2-L	Woolridge-34	Green-16	Malone-21	10,338
11	Nov. 15	L	@Milwaukee	103-118	4-7	3-L	Woolridge-21	Green-14	Cummings-22	11,052
12	Nov. 16	L	CLEVELAND	128-132 (OT)	4-8	4-L	Woolridge-35	Corzine-12	Free-28	9,133
13	Nov. 19	W	INDIANA	121-114	5-8	1-W	Woolridge-35	Green-13	H. Williams-27	10,433
14	Nov. 20	L	@Atlanta	101-116	5-9	1-L	Dailey-23	Oakley-10	Wilkins-29	7,179
15	Nov. 23	W	GOLDEN STATE	135-108	6-9	1-W	Garvin-32	Green-16	Short-30	10,377
16	Nov. 24	L	@Washington	106-115	6-10	1-L	Dailey-27	Green-9	Ruland-27	6,720
17	Nov. 26	W	@Denver	128-123	7-10	1-W	Gervin-27	Oldham-10	English-26	10,955
18	Nov. 27	L	@Utah	96-114	7-11	1-L	Woolridge-22	Woolridge/Oldham-8	Dantley-38	11,920
19	Nov. 29	L	@Portland	107-122	7-12	2-L	Gervin-21	Oakley-14	Vandeweghe-23	11,920
20	Dec. 1	L	@LA Lakers	113-117	7-13	3-L	Dailey-19	Oldham-7	Worthy-33	7,035
21	Dec. 3	L	@Sacramento	118-131	7-14	4-L	Woolridge-23	Corzine-8	E. Johnson-29	10,333
22	Dec. 4	L	@Phoenix	99-100	7-15	5-L	Woolridge-29	Nance-29	Nance-29	10,369
23	Dec. 6	W	@San Antonio	131-123	8-15	1-W	Dailey-27	Corzine-13	Robertson-23	13,980
24	Dec. 7	L	@Houston	104-116	8-16	1-L	Woolridge-25	Corzine-7	Olajuwon-33	14,597
25	Dec. 10	L	SAN ANTONIO	107-109	8-17	2-L	Woolridge/Dailey-25	Corzine-12	Robertson-29	7,892
26	Dec. 12	W	PHILADELPHIA	106-102	9-17	1-W	Green-22	Green-14	Barkley-26	11,123
27	Dec. 14	L	SACRAMENTO	103-108	9-18	1-L	Green-21	Green-14	Theus-21	8,823
28	Dec. 15	L	@Boston	104-109	9-19	2-L	Woolridge-26	Green-16	Bird-34	14,890
29	Dec. 17	W	BOSTON	116-108	10-19	1-W	Woolridge-37	Oldham-12	D. Johnson-25	13,786
30	Dec. 19	L	WASHINGTON	92-98	10-20	1-L	Dailey-31	Woolridge-9	C. Robinson-27	9,279
31	Dec. 21	W	UTAH	117-104	11-20	1-W	Gervin-21	Green-15	Dantley-20	10,823
32	Dec. 26	L	NEW YORK	96-113	11-21	1-L	Gervin-30	Oakley-12	Cummings-22	12,382
33	Dec. 28	W	INDIANA	108-104	12-21	1-W	Woolridge-31	Green-15	Tisdale-26	7,124
34	Dec. 30	W	@Cleveland	121-117	13-21	2-W	Gervin-31	Green-11	Free-23	11,086
35	Jan. 2	W	DETROIT	131-122	14-21	3-W	Dailey/Woolridge-26	Corzine-13	Thomas-29	13,247
36	Jan. 4	L	ATLANTA	100-111	14-22	1-L	Woolridge-21	Oldham-12	Wilkins-27	8,826
37	Jan. 7	L	NEW JERSEY	105-110	14-23	2-L	Gervin-28	Green-18	Dawkins-24	7,716
38	Jan. 11	W	L.A. CLIPPERS	132-123	15-23	1-W	Woolridge-28	Woolridge/Oakley-7	Nixon-26	9,469
39	Jan. 14	L	WASHINGTON	113-117	15-24	1-L	Woolridge-23	Green-9	Malone-26	7,238
40	Jan. 15	L	@Detroit	115-123	15-25	2-L	Gervin-27	Green-14	Thomas-28	10,350
41	Jan. 17	L	PHILADELPHIA	118-120 (OT)	15-26	3-L	Gervin-31	Green/Banks-8	Cheeks-28	13,765
42	Jan. 19	L	@Washington	98-112	15-27	4-L	Woolridge-20	Corzine-15	Malone-40	17,781
43	Jan. 20	L	L.A. LAKERS	118-133	15-28	5-L	Woolridge-23	Woolridge-11	Worthy-33	17,284*
44	Jan. 25	W	PHOENIX	133-114	16-28	1-W	Woolridge-44	Green-11	Davis-30	10,634
45	Jan. 27	L	@Dallas	116-124	16-29	1-L	Gervin-45	Corzine-9	Blackman-33	16,498
46	Jan. 28	L	@New York	111-118	16-30	2-L	Dailey-38	Oakley-14	Ewing-37	12,150
47	Jan. 30	L	BOSTON	91-101	16-31	3-L	Green-21	Green-10	Bird-26	15,207
48	Feb. 1	W	HOUSTON	132-122	17-31	1-W	Gervin-35	Oakley-17	Olajuwon-33	12,327
49	Feb. 2	L	@Indiana	106-131	17-32	1-L	Oakley-22	Green-14	Heming-27	10,911
50	Feb. 4	L	DETROIT	115-117	17-33	2-L	Green-29	Oakley/Green-12	Trippucka-28	9,456
51	Feb. 6	L	@Milwaukee	97-117	17-34	3-L	Oakley-18	Oakley/Banks-10	Pierce-18	11,052
52	Feb. 12	L	@Philadelphia	98-106	17-35	4-L	Gervin-30	Oakley-14	Malone/Cheeks-22	11,121
53	Feb. 14	L	INDIANA	88-104	17-36	5-L	Oakley-17	Oakley-13	Williams-39	10,346
54	Feb. 16	L	DALLAS	114-120	17-37	6-L	Oakley-28	Oakley/Corzine-15	Blackman-28	12,222
55	Feb. 17	L	@Indiana	110-124	17-38	7-L	Gervin-23	Oakley-7	Anderson/Williams-22	11,306
56	Feb. 19	W	@New Jersey	99-96	18-38	1-W	Holton-18	Green-15	Gminski/King-28	9,292
57	Feb. 21	W	PORTLAND	108-96	19-38	2-W	Banks-26	Oakley-15	Vandeweghe-24	8,827
58	Feb. 22	W	SEATTLE	129-125 (3 OT)	20-38	3-W	Banks-38	Oakley-20	Chambers-31	10,247
59	Feb. 24	L	@Detroit	100-110	20-39	1-L	Gervin-26	Oakley/Green-12	Trippucka-41	15,796
60	Feb. 25	L	PHILADELPHIA	108-122	20-40	2-L	Oakley-31	Oakley-13	Malone-42	11,247
61	Feb. 28	W	CLEVELAND	116-96	21-40	1-W	Gervin-26	Oakley-14	Turpin-18	17,483*
62	Mar. 4	L	BOSTON	94-106	21-41	1-L	Oakley-22	Oakley-10	McHale-23	14,172
63	Mar. 5	L	@Boston	97-108	21-42	2-L	Green-25	Oakley-9	Bird-26	14,890
64	Mar. 7	L	ATLANTA	108-112	21-43	3-L	Gervin-37	Oakley/Oldham-9	Wilkins-42	12,022
65	Mar. 9	W	NEW YORK	114-101	22-43	1-W	Green-31	Oakley-15	Bailey-24	9,736
66	Mar. 11	W	NEW JERSEY	113-100	23-43	2-W	Banks-26	Oakley-14	Gminski-19	8,722
67	Mar. 13	W	DENVER	112-102	24-43	3-W	Green-28	Oakley-14	Natt-21	8,849
68	Mar. 15	L	MILWAUKEE	116-125 (OT)	24-44	1-L	Oakley-35	Oakley-26	Cummings-34	15,208
69	Mar. 17	L	@Atlanta	96-106	24-45	2-L	Oakley-20	Oakley-15	Wilkins-29	9,812
70	Mar. 19	L	@Philadelphia	112-118	24-46	3-L	Gervin-20	Oakley-11	Erving/Malone-29	9,343
71	Mar. 21	L	@Boston	105-126	24-47	4-L	Woolridge-24	Oakley-11	Bird-32	14,890
72	Mar. 22	L	@Cleveland	97-123	24-48	5-L	Gervin-20	Oakley-18	Free-38	10,091
73	Mar. 25	W	NEW YORK	111-98	25-48	1-W	Woolridge-22	Oakley-12	Bannister-22	10,561
74	Mar. 28	L	@New Jersey	107-118	25-49	1-L	Woolridge-32	Oakley-14	Gminski-26	14,846
75	Mar. 29	W	@New York	106-96	26-49	1-W	Jordan-24	Oakley/Banks-11	Bannister-24	12,720
76	Apr. 1	L	@Milwaukee	107-116	26-50	1-L	Jordan-26	Oakley-12	Cummings-32	11,052
77	Apr. 3	W	@Indiana	109-108	27-50	1-W	Jordan-26	Banks-10	Tisdale-30	11,599
78	Apr. 5	W	ATLANTA	102-97	28-50	2-W	Jordan-30	Oakley-15	Wilkins-28	17,769*
79	Apr. 7	W	MILWAUKEE	107-101	29-50	3-W	Jordan-26	Oakley-9	Reynolds-17	10,249
80	Apr. 8	L	@Atlanta	118-131	29-51	1-L	Jordan-30	Oakley-15	Wilkins-37	8,806
81	Apr. 11	W	WASHINGTON	105-103	30-51	1-W	Jordan-31	Oakley-20	Malone-24	18,869*
82	Apr. 13	L	@Cleveland	97-104	30-52	1-L	Jordan-29	Oakley-6	Free-31	8,056

* home sellout



LEFT TO RIGHT: (front row): Billy McKinney, Rod Higgins, Michael Jordan, Gene Banks, Kyle Macy. (middle row): Trainer Mark Pfeil, Assistant Coach Murray Arnold, Vice President- Basketball Operations Jerry Krause, Head Coach Stan Albeck, Assistant Coach Tex Winter, Assistant Coach/Scout Mike Thibault. (back row): Orlando Woolridge, David Greenwood, Dave Corzine, Jawann Oldham, Mike Smrek, Sidney Green, Charles Oakley.

DRAFT: First round, Keith Lee (Memphis State); second round, Ken Johnson (Michigan State), Aubrey Sherrod (Wichita State) and Adrian Branch (Maryland). Lee's draft rights and guard Ennis Whatley traded to Cleveland for forward Charles Oakley (ninth overall) and Sacramento pick Calvin Duncan (30th overall). Johnson's draft rights and forward Ben Coleman traded to Portland for draft rights to Mike Smrek.

RECORD: 30-52 (FOURTH PLACE)

REGULAR SEASON: Named Stan Albeck Head Coach, and traded forward Steve Johnson and second-round draft pick to San Antonio for forward Gene Banks (06/17/85) ... traded forward David Greenwood to San Antonio for guard George Gervin (10/24/85) ... won third straight game, 111-105 at Golden State, but lost guard Michael Jordan for 64 games with broken foot (10/29/85) ... lost eight of first nine without Jordan ... activated Jordan (03/14/86) ... clinched playoff berth with 105-103 win over Washington before a season-high 18,869 in attendance at Stadium.

PLAYOFFS: Qualified for second straight year ... Jordan scored NBA playoff-record 63 points in the Bulls' 135-131 double overtime loss at Boston (04/20/86) ... eliminated 3-0 by Boston ... fired Albeck as Head Coach (05/19/86).

HONORS: Jordan led Bulls in scoring (22.7) ... Oakley led Bulls in rebounding (8.6).



FRONT OFFICE

BASKETBALL OPS.

PLAYERS

THE NBA

OPPONENTS

2015-16 SEASON

RECORDS

PLAYOFFS

HISTORY

COMMUNITY

MEDIA

GAME	DATE	W-L	OPPONENT	SCORE BULLS-OPP.	TOTAL RECORD	SK	BULLS HI. SCORER	BULLS HI. REBOUNDER	OPPONENT HI. SCORER	GAME ATTEN.
1	Nov. 1	W	@New York	108-103	1-0	1-W	Jordan-50	Cureton-13	Sparrow-24	19,925
2	Nov. 2	W	@Cleveland	94-89	2-0	2-W	Jordan-41	Oakley-15	Harper-23	17,540
3	Nov. 4	W	SAN ANTONIO	111-104	3-0	3-W	Jordan-34	Oakley/Cureton-15	Mitchell-34	12,282
4	Nov. 7	L	@Detroit	109-115	3-1	1-L	Jordan-33	Oakley-19	Thomas-29	18,579
5	Nov. 8	W	PHOENIX	101-96	4-1	1-W	Jordan-39	Oakley-17	Nance-27	15,122
6	Nov. 11	W	ATLANTA	112-110	5-1	2-W	Jordan-34	Cureton-11	Wilkins-26	16,877
7	Nov. 12	L	@Washington	99-101	5-2	1-L	Jordan-28	Oakley-13	Malone-33	15,121
8	Nov. 14	L	BOSTON	99-110	5-3	2-L	Jordan-48	Oakley-13	Bird-37	18,919*
9	Nov. 21	W	NEW YORK	101-99	6-3	1-W	Jordan-40	Oakley/Corzine-7	Sparrow-22	14,328
10	Nov. 22	W	WASHINGTON	93-84	7-3	2-W	Jordan-22	Oakley-12	Malone-32	17,229
11	Nov. 26	L	@Denver	107-109	7-4	1-L	Jordan-37	Corzine-14	English-32	17,022
12	Nov. 28	L	@L.A. Lakers	103-110	7-5	2-L	Jordan-41	Oakley-21	Johnson-30	17,505
13	Nov. 29	L	@Golden State	106-113	7-6	3-L	Jordan-40	Oakley-9	Carroll-28	15,025
14	Dec. 2	W	@Seattle	115-109 (OT)	8-6	1-W	Jordan-40	Oakley-12	Chambers/McDaniel-29	13,438
15	Dec. 3	L	@Utah	94-99	8-7	1-L	Jordan-45	Oakley-14	Malone-24	12,212
16	Dec. 5	L	@Phoenix	112-114	8-8	2-L	Jordan-43	Oakley/Corzine-9	Davis-31	14,519
17	Dec. 6	L	@San Antonio	97-106	8-9	3-L	Jordan-43	Cureton-9	Robertson-30	11,939
18	Dec. 9	W	DENVER	106-100	9-9	1-W	Jordan-40	Oakley-13	English-28	10,777
19	Dec. 10	L	@Atlanta	95-123	9-10	1-L	Jordan-41	Oakley-10	Wilkins-57	16,522
20	Dec. 12	W	@Milwaukee	106-93	10-10	1-W	Jordan-41	Oakley-16	Hodges-23	11,062
21	Dec. 13	L	MILWAUKEE	99-113	10-11	1-L	Paxson-16	Brown-9	Pressey-20	17,335
22	Dec. 16	W	NEW JERSEY	99-98	11-11	1-W	Jordan-41	Oakley-11	Gminski-24	10,162
23	Dec. 18	W	@Indiana	97-88	12-11	2-W	Jordan-41	Oakley-11	Person-17	15,844
24	Dec. 20	L	UTAH	89-91	12-12	1-W	Jordan-27	Oakley-17	Malone-17	11,933
25	Dec. 23	W	CLEVELAND	108-82	13-12	1-W	Jordan-43	Corzine-10	Williams-17	14,698
26	Dec. 25	L	@New York	85-86	13-13	1-L	Jordan-30	Oakley-12	Ewing-28	15,811
27	Dec. 27	W	INDIANA	105-83	14-13	1-W	Jordan-44	Oakley-13	Person-23	16,781
28	Dec. 30	L	GOLDEN STATE	99-102	14-14	1-L	Jordan-31	Corzine-9	Carroll-25	15,317
29	Jan. 2	L	@Boston	99-113	14-15	2-L	Jordan-34	Oakley-13	Bird-37	14,890
30	Jan. 3	W	DETROIT	124-119	15-15	1-W	Jordan-47	Oakley-18	Thomas-36	15,413
31	Jan. 6	W	@Cleveland	99-95	16-15	2-W	Jordan-27	Oakley-16	Harper-22	12,151
32	Jan. 8	W	PORTLAND	121-117	17-15	3-W	Jordan-53	Oakley-16	Vandeweghe-35	11,033
33	Jan. 10	W	NEW JERSEY	119-109	18-15	4-W	Jordan-31	Sellers-13	Williams-23	16,243
34	Jan. 15	L	HOUSTON	96-107	18-16	1-L	Jordan-43	Corzine-12	Reid-26	17,038
35	Jan. 17	W	PHILADELPHIA	105-89	19-16	1-W	Jordan-47	Oakley-17	Barkley-21	18,222*
36	Jan. 19	L	@Indiana	95-109	19-17	1-L	Jordan-32	Oakley-18	Person-27	14,754
37	Jan. 20	W	MILWAUKEE	103-90	20-17	1-W	Jordan-31	Sellers-11	Cummings-27	13,674
38	Jan. 23	W	CLEVELAND	117-96	21-17	2-W	Jordan-35	Oakley-12	Harper-24	15,806
39	Jan. 24	L	@Cleveland	84-114	21-18	1-L	Jordan-27	Cureton/Banks-6	Hubbard-23	20,103
40	Jan. 27	L	BOSTON	97-105	21-19	2-L	Jordan-30	Corzine/Oakley-17	McHale-30	18,106*
41	Jan. 28	L	@Boston	103-132	21-20	3-L	Jordan-27	Oakley-11	Bird/Johnson-26	14,890
42	Jan. 30	L	@Philadelphia	112-121	21-21	4-L	Jordan-49	Oakley-17	Barkley-40	17,967
43	Feb. 1	L	@Detroit	92-94	21-22	5-L	Jordan-38	Oakley-17	Danley-25	38,673
44	Feb. 3	W	WASHINGTON	99-91	22-22	1-W	Jordan-32	Oakley-13	Malone/Whitley-20	12,847
45	Feb. 5	L	@Milwaukee	105-120	22-23	1-L	Jordan-36	Oakley-10	Pierce-32	11,052
46	Feb. 13	W	PHILADELPHIA	104-89	23-23	1-W	Jordan-29	Oakley-12	Erving-30	17,234
47	Feb. 13	W	SEATTLE	106-98	24-23	2-W	Jordan-45	Banks-17	McDaniel-27	16,251
48	Feb. 14	W	@New York	112-108	25-23	3-W	Jordan-33	Oakley-13	Ewing-27	19,591
49	Feb. 16	L	SACRAMENTO	120-124 (OT)	25-24	1-L	Jordan-43	Oakley/Corzine-14	Thorpe-23	13,771
50	Feb. 20	L	L.A. LAKERS	100-110	25-25	2-L	Jordan-33	Oakley-11	Johnson-28	18,078*
51	Feb. 22	W	CLEVELAND	102-98	26-25	1-W	Jordan-43	Oakley/Sellers-8	Harper-22	17,102
52	Feb. 24	W	ATLANTA	113-103	27-25	2-W	Jordan-34	Jordan-12	Wilkins-22	17,815*
53	Feb. 26	W	NEW JERSEY	128-113	28-25	3-W	Jordan-58	Oakley-17	B. Williams-25	14,998
54	Feb. 28	W	MILWAUKEE	107-104	29-25	4-W	Jordan-37	Oakley-15	Cummings-23	18,122*
55	Mar. 1	L	@New Jersey	95-105	29-26	1-L	Jordan-30	Oakley-9	Gminski-25	14,826
56	Mar. 3	W	L.A. CLIPPERS	114-80	30-26	1-W	Jordan-30	Banks-11	Valentine-18	11,915
57	Mar. 4	W	@Detroit	125-120 (OT)	31-26	2-W	Jordan-61	Oakley-16	Danley-32	30,281
58	Mar. 6	L	NEW YORK	109-110	31-27	1-L	Jordan-27	Oakley-17	G. Wilkins-33	18,217*
59	Mar. 8	W	DALLAS	115-105 (OT)	32-27	1-W	Jordan-33	Oakley-20	Blackman-28	17,855*
60	Mar. 9	L	@Atlanta	103-108	32-28	1-L	Jordan-31	Oakley-19	Wills-30	16,522
61	Mar. 11	L	@Philadelphia	108-117	32-29	2-L	Jordan-49	Oakley-20	Barkley-31	15,908
62	Mar. 13	L	DETROIT	99-100	32-30	3-L	Jordan-24	Oakley-12	Thomas-30	18,122*
63	Mar. 14	L	@Washington	105-106 (OT)	32-31	4-L	Sellers-25	Oakley-19	J. Malone-19	19,411
64	Mar. 16	L	@Houston	96-97	32-32	5-L	Jordan-44	Oakley-15	Olaajuwon-28	16,279
65	Mar. 17	L	@Dallas	96-114	32-33	6-L	Oakley-23	Aguiar-31	Olaajuwon-28	17,007
66	Mar. 19	W	@L.A. Clippers	114-97	33-33	1-W	Jordan-40	Oakley-13	Danley-22	15,371
67	Mar. 21	W	@Sacramento	112-97	34-33	2-W	Jordan-40	Oakley-13	Johnson-29	10,333
68	Mar. 22	L	@Portland	113-115	34-34	1-L	Jordan-46	Oakley-14	Vandeweghe-28	12,666
69	Mar. 24	W	PHILADELPHIA	93-91	35-34	1-W	Jordan-56	Oakley/Jordan-7	Colter-21	18,122*
70	Mar. 26	L	@New Jersey	107-109	35-35	1-L	Jordan-40	Oakley-13	Woolridge-23	15,011
71	Mar. 27	L	BOSTON	106-111	35-36	2-L	Sellers/Pxm-23	Oakley-11	Bird-41	18,122*
72	Mar. 29	W	NEW YORK	115-96	36-36	1-W	Jordan-33	Oakley-14	Tucker-29	17,516*
73	Mar. 31	W	WASHINGTON	101-75	37-36	2-W	Jordan-36	Oakley-21	J. Malone/Vincent-22	18,122*
74	Apr. 1	L	@Indiana	94-99	37-37	1-L	Jordan-26	Oakley-17	Person-19	16,912
75	Apr. 3	L	@Washington	118-122	37-38	2-L	Jordan-32	Oakley-14	J. Malone-33	19,411
76	Apr. 4	L	@Atlanta	97-110	37-39	3-L	Jordan-31	Oakley-15	Wilkins/Witman-24	16,522
77	Apr. 7	W	DETROIT	116-96	38-39	1-W	Jordan-39	Oakley-9	V. Johnson-14	15,172
78	Apr. 10	L	@Philadelphia	95-98 (OT)	38-40	1-L	Jordan-34	Oakley-21	Robinson-27	17,967
79	Apr. 12	W	INDIANA	116-95	39-40	1-W	Jordan-53	Oakley-16	Person/Long-19	17,219
80	Apr. 13	W	@Milwaukee	114-107	40-40	2-W	Jordan-50	Oakley-19	Cummings-24	11,052
81	Apr. 16	L	ATLANTA	114-117	40-41	1-L	Jordan-61	Jordan-10	Wilkins-34	18,122*
82	Apr. 17	L	@Boston	105-108	40-42	2-L	Sellers-21	Oakley-10	Bird-38	14,890

* home sellout



LEFT TO RIGHT: (front row): Brad Sellers, Granville Walters, Dave Corzine, Mike Brown, Charles Oakley, Earl Cureton. (middle row): Elston Turner, Pete Myers, Darren Daye, Michael Jordan, Gene Banks, Steve Colter, John Paxson. (back row): Trainer Mark Pfeil, Assistant Coach Billy McKinney, Head Coach Doug Collins, Assistant Coach Gene Littles, Assistant Coach Tex Winter, Vice President/Basketball Operations Jerry Krause. (not pictured) Assistant Coach Johnny Bach.

DRAFT: First round, Brad Sellers (Ohio State); second round, Larry Krystkowiak (Montana).

RECORD: 40-42 (FIFTH PLACE)

REGULAR SEASON: Named Doug Collins Head Coach (05/19/86) ... Jordan scored 40 points, including team's final 18, in 101-99 win over New York (11/21/86) ... in his seventh straight game of 40+ points, Jordan scored 40 in 106-100 win over Denver (12/09/86) ... Jordan scored a then club-record 58 points in 128-113 win over New Jersey (02/26/87) ... his 26 free throws in 27 attempts were also club marks (02/26/87) ... with club-record 61 points in 117-114 loss to Atlanta, Jordan became first player since Wilt Chamberlain in 1962-63 to reach 3,000 points in a season (04/16/87) ... Jordan set club single-season record for points (3,041), field goals (1,098), field goal attempts (2,279), free throws (833), free throw attempts (972) and steals (236).

PLAYOFFS: Qualified for third straight season ... eliminated 3-0 by Boston.

HONORS: Jordan selected to East All-Star Team ... Jordan led NBA in scoring (37.1) ... Oakley led club in rebounding (13.1).

1987-1988 CHICAGO BULLS



FRONT OFFICE

BASKETBALL OPS.

PLAYERS

THE NBA

OPPONENTS

2015-16 SEASON

RECORDS

PLAYOFFS

HISTORY

COMMUNITY

MEDIA

GAME	DATE	W-L	OPPONENT	SCORE BULLS-OPP.	TOTAL RECORD	SK	BULLS HI. SCORER	BULLS HI. REBOUNDER	OPPONENT HI. SCORER	GAME ATTEN.
1	Nov. 7	W	PHILADELPHIA	104-94	1-0	1-W	Jordan-36	Oakley-21	Barkley-34	18,688 *
2	Nov. 10	W	@Atlanta	105-95	2-0	2-W	Jordan-29	Oakley-15	Wilkins-35	16,451
3	Nov. 11	W	@New Jersey	105-96	3-0	3-W	Jordan-31	Oakley-12	Coleman/Comegys-14	11,552
4	Nov. 13	W	NEW JERSEY	103-95	4-0	4-W	Jordan-36	Corzine-10	Gminski-23	17,607 *
5	Nov. 14	L	INDIANA	110-111	4-1	1-L	Jordan-31	Oakley-19	Person, Miller-20	18,676 *
6	Nov. 17	W	WASHINGTON	105-101	5-1	1-W	Jordan-26	Oakley-21	J. Malone-26	17,081
7	Nov. 18	W	@Washington	94-82	6-1	2-W	Jordan-30	Oakley-24	Williams-17	13,721
8	Nov. 20	W	ATLANTA	94-92	7-1	3-W	Jordan-33	Oakley-17	Wilkins-36	18,423 **
9	Nov. 21	L	DETROIT	132-144 (OT)	7-2	1-L	Jordan-49	Oakley-12	Dantley-35	18,466 *
10	Nov. 23	W	@Boston	107-102	8-2	1-W	Jordan-31	Jordan-10	D. Johnson-23	15,134
11	Nov. 25	W	@Milwaukee	103-101	9-2	2-W	Jordan-33	Oakley-14	Pressey-18	11,052
12	Nov. 27	L	@Dallas	93-94	9-3	1-L	Jordan-25	Oakley-17	Aguirre-26	17,007
13	Nov. 28	W	@Houston	98-86	10-3	1-W	Jordan-34	Oakley-17	Sampson-19	16,611
14	Dec. 1	W	@Golden State	98-97	11-3	2-W	Paxson-19	Oakley-13	Carroll-20	15,025
15	Dec. 2	W	@Utah	105-101	12-3	3-W	Jordan-47	Oakley-9	Malone-33	12,212
16	Dec. 4	L	@Denver	89-105	12-4	1-L	Jordan-23	Oakley-18	English-21	17,022
17	Dec. 5	L	@San Antonio	101-110	12-5	2-L	Jordan-40	Oakley-12	Dawkins-20	15,786
18	Dec. 8	L	PHILADELPHIA	96-109	12-6	3-L	Jordan-33	Barkley-32	Barkley-32	17,715 *
19	Dec. 10	W	MILWAUKEE	111-105	13-6	1-W	Jordan-32	Oakley-13	Cummings-37	17,820 *
20	Dec. 12	W	HOUSTON	112-103	14-6	2-W	Jordan-42	Oakley-14	Olajuwon-21	18,096 *
21	Dec. 15	L	@Detroit	123-127 (OT)	14-7	1-L	Jordan-38	Oakley-17	Laimbeer-29	23,729
22	Dec. 17	W	CLEVELAND	111-100	15-7	1-W	Jordan-52	Corzine-9	Daugherty-22	17,560 *
23	Dec. 19	L	@Washington	96-109	15-8	1-L	Jordan-30	Oakley-16	King-28	14,353
24	Dec. 22	L	DALLAS	100-111	15-9	2-L	Jordan-28	Oakley-10	Aguirre-32	18,103 *
25	Dec. 23	L	@New York	89-90	15-10	3-L	Jordan-16	Oakley-13	Ewing-22	19,591
26	Dec. 26	L	@Indiana	92-106	15-11	4-L	Jordan-17	Oakley/Corzine-12	Fleming-22	16,041
27	Dec. 29	L	ATLANTA	99-108	15-12	5-L	Jordan-39	Oakley-13	Rivers-29	18,676 *
28	Jan. 2	W	NEW JERSEY	116-93	16-12	1-W	Jordan-25	Jordan/Corzine-10	Gminski-21	18,242 *
29	Jan. 5	W	INDIANA	93-77	17-12	2-W	Jordan-31	Jordan-11	Stipanovich-20	17,691 *
30	Jan. 7	W	DENVER	100-96	18-12	3-W	Jordan-28	Oakley-14	Lever-31	17,590 *
31	Jan. 9	W	UTAH	113-91	19-12	4-W	Jordan-45	Oakley-15	Malone-25	17,877 *
32	Jan. 12	L	BOSTON	97-104	19-13	1-L	Jordan-42	Oakley-11	Bird-38	18,676 *
33	Jan. 14	L	@Cleveland	88-91 (OT)	19-14	2-L	Jordan-28	Daugherty/Harper-16	Daugherty/Harper-16	16,648
34	Jan. 16	W	DETROIT	115-99	20-14	1-W	Jordan-36	Oakley/Jordan-10	Johnson-22	18,676 *
35	Jan. 18	W	WASHINGTON	117-103	21-14	2-W	Jordan-33	King-25	King-25	17,767 *
36	Jan. 19	L	@Atlanta	94-106	21-15	1-L	Jordan-38	Corzine-11	Wilkins-41	16,451
37	Jan. 22	W	PHOENIX	118-108	22-15	1-W	Jordan-42	Oakley-15	Johnson-23	17,725 *
38	Jan. 23	W	GOLDEN STATE	121-94	23-15	2-W	Jordan-36	Corzine-11	Higgins/Teagle-14	17,856 *
39	Jan. 26	L	@Indiana	93-97	23-16	1-L	Jordan-34	Oakley-14	Person-19	14,616
40	Jan. 27	W	@Philadelphia	119-109 (OT)	24-16	1-W	Jordan-37	Oakley-10	Barkley-24	16,178
41	Jan. 29	W	NEW JERSEY	120-93	25-16	2-W	Jordan-32	Brown-9	Williams-21	17,616 *
42	Jan. 30	W	NEW YORK	97-95 (OT)	26-16	3-W	Jordan-29	Oakley-13	Ewing-18	18,317 *
43	Feb. 1	L	@Sacramento	95-97	26-17	1-L	Jordan-37	Oakley-11	Theus-28	10,333
44	Feb. 2	L	@L.A. Lakers	101-110	26-18	2-L	Jordan-39	Grant-8	Johnson-25	17,505
45	Feb. 4	W	@Phoenix	113-101	27-18	1-W	Jordan-37	Grant-7	Nance-21	14,471
46	Feb. 9	L	DETROIT	74-89	27-19	1-L	Jordan-20	Oakley-13	Laimbeer-17	17,846 *
47	Feb. 10	L	@New Jersey	84-93	27-20	2-L	Jordan-34	Oakley-17	Hinson-18	11,657
48	Feb. 12	W	@Milwaukee	95-93	28-20	1-W	Jordan-27	Oakley-14	Cummings-23	11,052
49	Feb. 13	L	@Detroit	73-82	28-21	1-L	Jordan-27	Oakley-10	Rodman-15	40,369
50	Feb. 15	W	ATLANTA	126-107	29-21	1-W	Jordan-32	Jordan-13	Wilkins-25	17,704 *
51	Feb. 19	W	SACRAMENTO	111-90	30-21	2-W	Jordan-49	Oakley-13	Kleine-15	17,822 *
52	Feb. 21	L	@Cleveland	111-113	30-22	1-L	Jordan-46	Corzine-9	Daugherty-29	20,089
53	Feb. 23	W	SEATTLE	104-97 (OT)	31-22	1-W	Jordan-39	Oakley-12	Ellis-34	17,648 *
54	Feb. 26	L	PORTLAND	96-104	31-23	1-L	Jordan-52	Brown/Jrdn/Grant-8	Orexler-42	17,744 *
55	Feb. 27	L	MILWAUKEE	91-94	31-24	2-L	Jordan-38	Oakley-12	Cummings-27	18,243 *
56	Feb. 29	L	@Philadelphia	101-102	31-25	3-L	Jordan-35	Oakley-14	Barkley-26	14,038
57	Mar. 3	W	PHILADELPHIA	97-93	32-25	1-W	Jordan-36	Grant-11	Barkley-32	17,650 *
58	Mar. 5	W	L.A. CLIPPERS	100-76	33-25	2-W	Jordan-21	Corzine-12	Woodson-21	18,025 *
59	Mar. 7	L	@New York	98-110	33-26	1-L	Jordan-38	Jordan-10	Jackson-33	19,591
60	Mar. 10	W	L.A. LAKERS	128-107	34-26	1-W	Jordan-36	Oakley/Grant-11	Worthy-21	18,676 *
61	Mar. 12	W	SAN ANTONIO	112-92	35-26	2-W	Jordan-28	Oakley-14	Berry-29	18,369 *
62	Mar. 15	W	CLEVELAND	108-89	36-26	3-W	Jordan-38	Oakley-9	Harper-20	17,752 *
63	Mar. 16	L	@Washington	103-106	36-27	1-L	Jordan-25	Oakley-14	Williams/Malone-28	16,515
64	Mar. 18	W	BOSTON	113-103	37-27	1-W	Jordan-50	Oakley-12	McHale-33	18,676 *
65	Mar. 20	L	@Boston	107-137	37-28	1-L	Jordan-26	Oakley-9	Bird-33	14,890
66	Mar. 23	W	@Philadelphia	118-102	38-28	1-W	Jordan-49	Oakley-19	Robinson-23	13,401
67	Mar. 25	W	@Cleveland	111-110 (OT)	39-28	2-W	Jordan-39	Oakley-19	Nance-29	19,676
68	Mar. 26	W	INDIANA	109-100	40-28	3-W	Jordan-38	Oakley-17	Person-31	18,676 *
69	Mar. 29	L	@Seattle	103-106	40-29	1-L	Jordan-26	Oakley-13	Chambers-34	14,850
70	Mar. 30	W	@L.A. Clippers	111-94	41-29	1-W	Jordan-36	Oakley-17	Norman/Woodson-16	15,167
71	Apr. 1	W	@Portland	116-101	42-29	2-W	Jordan-38	Corzine-14	Duckworth-32	12,666
72	Apr. 3	W	@Detroit	112-110	43-29	3-W	Jordan-59	Corzine-12	Thomas-24	23,712
73	Apr. 5	L	WASHINGTON	94-105	43-30	1-L	Jordan-29	Williams-39	Williams-23	17,773 *
74	Apr. 6	W	@Milwaukee	119-110	44-30	1-W	Jordan-37	Oakley-11	Pierce-19	11,052
75	Apr. 8	W	NEW YORK	131-122	45-30	2-W	Jordan-40	Oakley-10	Ewing-42	18,001 *
76	Apr. 14	W	@Indiana	116-110	46-30	3-W	Jordan-35	Grant-13	Tisdale-30	14,750
77	Apr. 15	W	@New Jersey	100-99	47-30	4-W	Jordan-28	Oakley-21	McComick-23	20,039
78	Apr. 17	W	MILWAUKEE	105-97	48-30	5-W	Jordan-44	Cummings-27	Cummings-27	18,551 *
79	Apr. 19	W	@New York	121-118	49-30	6-W	Jordan-47	Oakley-17	Ewing/Wilkins-26	19,591
80	Apr. 21	L	@Boston	119-126	49-31	1-L	Jordan-39	Oakley-17	Bird-44	14,890
81	Apr. 22	L	CLEVELAND	103-107	49-32	2-L	Jordan/Oakley-25	Oakley-35	Price-26	17,726 *
82	Apr. 24	W	BOSTON	115-108	50-32	1-W	Jordan-46	Oakley-21	Ainge-20	18,636 *

** beginning of home sellout streak * home sellout



LEFT TO RIGHT: (front row): Scottie Pippen, Rory Sparrow, Sedale Threatt, Michael Jordan, John Paxson, (middle row): Trainer Mark Pfeil, Assistant Coach Johnny Bach, Vice President-Basketball Operations Jerry Krause, Head Coach Doug Collins, Assistant Coach Phil Jackson, Assistant Coach Tex Winter, Assistant VP/Basketball Operations Billy McKinney, (back row): Horace Grant, Granville Walters, Brad Sellers, Dave Corzine, Mike Brown, Charles Oakley.

DRAFT: First round, Olden Polynice (Virginia) and Horace Grant (Clemson); second round, Rickie Winslow (Houston) and Tony White (Tennessee). Polynice's draft rights, a 1988 or 1989 draft choice and the option to exchange 1989 first-round draft choices were traded to Seattle for draft rights to Scottie Pippen.

RECORD: 50-32 (SECOND PLACE)

REGULAR SEASON: Bulls achieved their best record since 1973-74 (54-28) ... Doug Collins was named November's NBA Coach of the Month.

PLAYOFFS: Qualified for the fourth straight season ... defeated Cleveland 3-2 in the first round to advance to the second round for the first time since 1980-81 ... lost to the Detroit Pistons 4-1 in Eastern Conference Semifinals.

HONORS: Jerry Krause named Executive of the Year ... Jordan captured second consecutive scoring title with a 35.0 average and led the league in steals with 3.16 per game ... Jordan named MVP, Defensive Player of the Year, All-NBA First Team, All-Defensive First Team, All-Star Game MVP, Slam Dunk Champion ... Charles Oakley grabbed more rebounds than any other player in the league for the second straight season with 1,066 ... Bulls' home sellout streak, which began 11/20/87 vs. Atlanta, reached 42 games (includes regular season and playoffs - 37 and 5, respectively).

1988-1989 CHICAGO BULLS



FRONT OFFICE

BASKETBALL OPS.

PLAYERS

THE NBA

OPPONENTS

2015-16 SEASON

RECORDS

PLAYOFFS

HISTORY

COMMUNITY

MEDIA

GAME	DATE	W-L	OPPONENT	SCORE BULLS-OPP.	TOTAL RECORD	SK	BULLS HL. SCORER	BULLS HL. REBOUNDER	OPPONENT HL. SCORER	GAME ATTEN.
1	Nov. 4	L	DETROIT	94-107	0-1	1-L	Jordan-28	Cartwright-10	Dantley-22	18,420 *
2	Nov. 5	W	@Washington	111-86	1-1	1-W	Jordan-29	Grant-16	King-21	17,235
3	Nov. 8	L	@New York	107-126	1-2	1-L	Jordan-31	Grant-9	Newman-35	19,581
4	Nov. 9	W	@Boston	110-104	2-2	1-W	Jordan-32	Grant-11	McHale-29	14,890
5	Nov. 11	W	NEW JERSEY	97-85	3-2	2-W	Jordan-36	Grant-11	Berry-21	17,901 *
6	Nov. 12	L	@New Jersey	91-97	3-3	1-L	Jordan-42	Grant-7	McGee-18	17,082
7	Nov. 15	W	PHILADELPHIA	120-107	4-3	1-W	Jordan-33	Jordan-15	Robinson/Gminski-18	17,498 *
8	Nov. 16	L	@Philadelphia	110-123	4-4	1-L	Jordan-52	Jordan-9	Barkley-42	14,185
9	Nov. 18	W	ATLANTA	115-112 (OT)	5-4	1-W	Jordan-34	Cartwright-10	Wilkins-39	16,503 *
10	Nov. 22	W	@Sacramento	114-88	6-4	2-W	Jordan-32	Jordan-11	Thompson-18	16,517
11	Nov. 23	L	@L.A. Clippers	97-105	6-5	1-L	Jordan-26	Jordan-12	Benjamin-26	15,352
12	Nov. 26	L	@Denver	123-128	6-6	2-L	Jordan-52	Grant-12	English-29	17,022
13	Nov. 29	L	@Golden State	99-109	6-7	3-L	Sellers-32	Grant/Jordan-10	Mullin-29	15,025
14	Nov. 30	L	@Utah	93-107	6-8	4-L	Jordan-33	Grant/Jordan-8	Griffith-32	12,444
15	Dec. 3	W	@Dallas	113-100	7-8	1-W	Jordan-39	Jordan-11	Aguirre-29	17,007
16	Dec. 6	W	BOSTON	105-100	8-8	2-W	Jordan-36	Jordan-9	Lewis-33	18,008 *
17	Dec. 7	L	@Detroit	89-102	8-9	1-L	Vincent-20	Grant-9	Dantley-31	21,454
18	Dec. 9	W	MILWAUKEE	118-100	9-9	1-W	Jordan-35	Cummings-28	Dantley-22	17,592 *
19	Dec. 10	W	MIAMI	111-88	10-9	2-W	Jordan-38	Jordan-11	Long-14	17,815 *
20	Dec. 13	L	ATLANTA	88-108	10-10	1-L	Jordan-28	Jordan-14	Wilkins-30	17,498 *
21	Dec. 16	W	INDIANA	100-93	11-10	1-W	Jordan-28	Cartwright/Jordan-10	Miller-22	17,488 *
22	Dec. 17	W	@Milwaukee	112-93	12-10	2-W	Jordan-36	Cummings-21	Cummings-21	16,633
23	Dec. 20	W	L.A. LAKERS	116-103	13-10	3-W	Jordan-42	Cartwright-17	Johnson-31	16,676 *
24	Dec. 23	L	@Charlotte	101-103	13-11	1-L	Jordan-33	Cartwright-12	Trippucka-30	23,388
25	Dec. 27	L	CLEVELAND	96-107	13-12	2-L	Jordan-43	Jordan-12	Nance-18	16,676 *
26	Dec. 29	W	NEW YORK	108-106	14-12	1-W	Jordan-37	Grant-12	Ewing-23	16,676 *
27	Dec. 30	W	@Indiana	101-85	15-12	2-W	Jordan-31	Grant-11	Person-18	16,912
28	Jan. 3	W	L.A. CLIPPERS	126-121 (OT)	16-12	3-W	Jordan-41	Jordan/Pippen-10	Daley-33	17,858 *
29	Jan. 5	L	@Cleveland	98-103	16-13	1-L	Jordan-32	Jordan-11	Nance-24	19,780
30	Jan. 6	L	UTAH	92-106	16-14	2-L	Jordan-27	Grant-15	Bailey-33	18,111 *
31	Jan. 10	W	@Atlanta	104-101	17-14	1-W	Jordan-48	Jordan-10	Wilkins-28	16,371
32	Jan. 11	W	@Charlotte	106-101	18-14	2-W	Jordan/Pippen-24	Pippen-9	Chapman-25	23,388
33	Jan. 13	W	DENVER	104-99	19-14	3-W	Jordan-38	Cartwright-13	English-34	17,869 *
34	Jan. 15	W	BOSTON	110-104	20-14	4-W	Jordan-42	Grant-10	Lewis-32	16,676 *
35	Jan. 17	W	INDIANA	103-96	21-14	5-W	Paxson-24	Grant-15	Person-29	17,475 *
36	Jan. 19	W	@Miami	112-108	22-14	6-W	Jordan-34	Cartwright/Corzine-7	Sparrow-27	15,008
37	Jan. 21	L	PHOENIX	107-116	22-15	1-L	Jordan-53	Jordan-14	Chambers-29	16,591 *
38	Jan. 24	W	DALLAS	109-91	23-15	1-W	Jordan-24	Cartwright/Grant-10	Aguirre/Blackman-22	17,566 *
39	Jan. 25	L	@Philadelphia	108-120	23-16	1-L	Jordan-33	Grant-7	Barkley-34	16,168
40	Jan. 27	W	WASHINGTON	117-106	24-16	1-W	Jordan-33	Jordan-11	Williams-18	17,817 *
41	Jan. 31	L	DETROIT	98-104 (OT)	24-17	1-L	Jordan-21	Grant-18	Thomas-34	16,288 *
42	Feb. 2	W	SACRAMENTO	109-98	25-17	1-W	Jordan-40	Grant-18	K. Smith/Berry-18	17,346 *
43	Feb. 3	L	@Houston	98-105	25-18	1-L	Jordan-29	Pippen-8	Olaunwon-20	16,611
44	Feb. 5	L	@Detroit	102-113	25-19	2-L	Jordan-28	Jrdn/Grant/Pippen-6	Johnson-27	21,454
45	Feb. 7	W	CHARLOTTE	118-93	26-19	1-W	Jordan-32	Trippucka-27	Trippucka-27	17,385 *
46	Feb. 9	W	@San Antonio	108-103	27-19	2-W	Jordan-23	Cartwright-7	Boksi/W. Anderson/Maxwell-19	15,881
47	Feb. 14	L	@Atlanta	98-106	27-20	1-L	Jordan-32	Grant-8	Wilkins-36	17,912
48	Feb. 16	W	MILWAUKEE	117-116	28-20	1-W	Jordan-50	Cartwright/Jordan-8	Sikma-26	17,678 *
49	Feb. 19	W	@Milwaukee	108-106	29-20	2-W	Jordan-23	Pippen-12	Cummings-27	16,633
50	Feb. 20	W	PORTLAND	102-98	30-20	3-W	Jordan-33	Pippen-11	Bowie-19	17,638 *
51	Feb. 22	W	@Charlotte	130-102	31-20	4-W	Jordan-24	Grant-10	Chapman-22	23,388
52	Feb. 24	W	HOUSTON	106-97	32-20	5-W	Jordan-33	Pippen-13	Thorpe-25	18,548 *
53	Feb. 25	L	@Atlanta	95-125	32-21	1-L	Jordan-18	Cartwright/Jordan-5	Malone/Rivers-22	16,371
54	Feb. 28	W	SAN ANTONIO	121-102	33-21	1-W	Jordan-24	Corzine-7	W. Anderson-27	17,416 *
55	Mar. 3	W	MILWAUKEE	102-96	34-21	2-W	Jordan-28	Jordan/Vincent-8	Cummings-20	18,244 *
56	Mar. 4	L	@New York	104-122	34-22	1-L	Jordan-28	Grant-11	Newman-28	19,581
57	Mar. 7	L	PHILADELPHIA	88-90	34-23	2-L	Jordan-34	Jordan-11	Brooks-15	17,709 *
58	Mar. 8	L	@Boston	95-104	34-24	3-L	Pippen-16	Davis-10	Lewis-22	14,890
59	Mar. 11	W	SEATTLE	105-88	35-24	1-W	Cartwright-20	Grant-11	Ellis-26	18,291 *
60	Mar. 13	W	INDIANA	122-90	36-24	2-W	Jordan-21	Smiths-25	Smiths-25	17,444 *
61	Mar. 15	L	@Cleveland	91-115	36-25	1-L	Jordan-28	Pippen-9	Price-21	20,018
62	Mar. 17	W	NEW YORK	129-124	37-25	1-W	Jordan-33	Cartwright/Grant-6	G. Wilkins-29	18,446 *
63	Mar. 18	L	@Indiana	103-114	37-26	1-L	Jordan-28	Grant-10	Person-30	16,912
64	Mar. 21	W	@L.A. Lakers	104-103	38-26	1-W	Hodges/Jrdn/Pippen-21	Jordan-8	Johnson-20	17,505 *
65	Mar. 22	W	@Phoenix	112-111	39-26	2-W	Jordan-32	Grant/Jordan-10	Chambers-31	14,471
66	Mar. 24	W	@Portland	128-113	40-26	3-W	Jordan-33	Pippen-15	Drexler-17	12,880
67	Mar. 25	W	@Seattle	111-110	41-26	4-W	Pippen-31	Jordan-12	Ellis-30	14,810
68	Mar. 28	W	GOLDEN STATE	115-106	42-26	5-W	Jordan-33	Cartwright-15	Mullin-27	18,013 *
69	Mar. 29	W	@Milwaukee	106-102	43-26	6-W	Jordan-32	Grant-13	Cummings-24	16,633
70	Mar. 31	L	CLEVELAND	100-109	43-27	1-L	Jordan-37	Jordan-10	Price-25	16,676 *
71	Apr. 2	W	NEW JERSEY	106-95	44-27	1-W	Jordan-28	Jordan-14	Morris-18	17,547 *
72	Apr. 4	W	CHARLOTTE	121-101	45-27	3-W	Jordan-33	Jordan-10	Chapman-21	17,578 *
73	Apr. 6	L	@Detroit	108-115	45-28	1-L	Jordan-31	Dumars-20	Dumars-20	21,454
74	Apr. 7	L	DETROIT	112-114 (OT)	45-29	2-L	Jordan-40	Corzine/Grant-9	Johnson-30	16,676 *
75	Apr. 9	L	@Atlanta	100-108	45-30	3-L	Jordan-40	Malone-21	Malone-21	16,371
76	Apr. 13	L	@Indiana	105-109	45-31	4-L	Jordan-47	Jordan-11	Miller-25	13,326
77	Apr. 14	L	@New Jersey	111-123	45-32	5-L	Jordan-29	Jordan-10	McGee-25	20,049
78	Apr. 16	L	@Cleveland	92-111	45-33	6-L	Jordan-22	Davis-12	Nance-26	19,901
79	Apr. 17	W	NEW YORK	104-100	46-33	1-W	Jordan-34	Jordan-11	Jackson-24	17,917 *
80	Apr. 20	L	@Washington	98-100	46-34	1-L	Jordan-30	Cartwright-10	Eackles-28	17,321
81	Apr. 21	W	WASHINGTON	115-113	47-34	1-W	Jordan-34	Jordan-14	Cartledge-21	18,009 *
82	Apr. 23	L	CLEVELAND	84-90	47-35	1-L	Jordan-25	Cartwright-10	Williams/Keys-19	17,688 *

* home sellout



LEFT TO RIGHT: (front row): Horace Grant, Dave Corzine, Brad Sellers, Bill Cartwright, Will Perdue, Jack Haley, (middle row): Sam Vincent, Charles Davis, Michael Jordan, Scottie Pippen, Craig Hodges, John Paxson, (back row): Vice President/Basketball Operations Jerry Krause, Assistant Coach Tex Winter, Assistant Coach Phil Jackson, Head Coach Doug Collins, Scout Jim Stack, Assistant Coach Johnny Bach, Trainer Mark Pfeil.

DRAFT: First round, Will Perdue (Vanderbilt).

RECORD: 47-35 (FIFTH PLACE)

REGULAR SEASON: Started the season with seven new players on the roster ... Scottie Pippen began the season on the injured list after having back surgery ... on 12/14/88 Bulls traded Ed Nealy and a 1989 second-round draft pick for Craig Hodges ... Doug Collins became the Bulls' second-winningest coach ... Michael Jordan scored his 10,000th career point (01/25/89).

PLAYOFFS: Qualified for the fifth straight season ... defeated Cleveland 3-2 in the first round ... defeated New York 4-2 in Eastern Conference Semifinals ... advanced to Conference Finals for the third time in the team's history ... eliminated 4-2 by Detroit.

HONORS: Michael Jordan captured his third straight NBA scoring title with a 32.5 average ... Jordan was named to the All-NBA First Team, All-Defensive First Team; also named Schick Pivotal Player of the Year and Sporting News Player of the Year ... Jordan was a member of the All-Star Team for the fifth straight year ... Craig Hodges participated in the Three-Point Shootout competition at All-Star Weekend and finished second in the event ... Bulls' home sellout streak reached 91 games (includes regular season and playoffs - 78 and 13, respectively).



GAME	DATE	W-L	OPPONENT	SCORE BULLS-OPP.	TOTAL RECORD	SK	BULLS HL. SCORER	BULLS HL. REBOUNDER	OPPONENT HL. SCORER	GAME ATTN.
1	Nov. 3	W	CLEVELAND	124-119 (OT)	1-0	1-W	Jordan-54	Cartwright-15	Harper-36	18,676 *
2	Nov. 4	L	BOSTON	100-102	1-1	1-L	Pippen-28	Grant-10	Bird-27	18,676 *
3	Nov. 7	W	DETROIT	117-114	2-1	1-W	Jordan-40	Cartwright-12	Dumars-23	18,676 *
4	Nov. 8	W	@Minnesota	96-84	3-1	2-W	Jordan-45	King-14	Campbell-31	35,427
5	Nov. 10	L	@New Jersey	107-117	3-2	1-L	Jordan-26	Grant/Pippen-8	Morris-26	20,049
6	Nov. 11	W	SEATTLE	109-102	4-2	1-W	Jordan-25	Pippen-9	Ellis-30	18,676 *
7	Nov. 14	W	@Sacramento	96-84	5-2	2-W	Jordan-27	Jrdn/Gmt/Crwt-13	Smith-22	17,014
8	Nov. 15	L	@Utah	107-108	5-3	1-L	Jordan-40	Grant-13	Malone-29	12,616
9	Nov. 18	L	@Seattle	110-119	5-4	2-L	Jordan-32	Cartwright-11	McDaniel-36	14,708
10	Nov. 21	L	@Portland	110-121	5-5	3-L	Cartwright-24	Pippen-13	Duckworth-24	12,884
11	Nov. 22	W	@Phoenix	95-90	6-5	1-W	Jordan-34	Grant-12	E. Johnson-25	14,487
12	Nov. 25	W	@Golden State	104-91	7-5	2-W	Jordan-29	Jordan-14	Richmond-23	15,025
13	Nov. 26	L	@LA Clippers	96-120	7-6	1-L	Jordan-26	Harper-36	Wilkins-29	15,350
14	Nov. 28	W	ATLANTA	113-98	8-6	1-W	Pippen-24	Pippen-13	Wilkins-29	18,676 *
15	Dec. 2	W	@Miami	114-107	9-6	2-W	Jordan-36	Grant/Pippen-10	Long-21	15,008
16	Dec. 5	W	DENVER	119-89	10-6	3-W	Jordan-35	Jordan-17	Adams-19	18,040 *
17	Dec. 8	L	@Indiana	104-106	10-7	1-L	Jordan-36	Jordan-8	Miller/Schrempf-22	18,676 *
18	Dec. 9	W	PHILADELPHIA	125-105	11-7	1-W	Jordan-29	Jordan/Pippen-9	Smith-19	18,655 *
19	Dec. 12	W	DALLAS	105-97	12-7	2-W	Jordan-41	Grant/Cartwright-13	Blackman-16	17,611 *
20	Dec. 14	W	ORLANDO	124-113	13-7	3-W	Jordan-41	Grant-8	Thues-19	17,621 *
21	Dec. 16	W	CHARLOTTE	115-104	14-7	4-W	Jordan-33	Grant-12	Chapman-23	17,930 *
22	Dec. 19	W	LA LAKERS	93-83	15-7	5-W	Jordan-37	Pippen-12	Worthy-19	18,676 *
23	Dec. 20	L	@Orlando	109-110	15-8	1-L	Jordan-52	Grant-10	Smith-28	15,077
24	Dec. 22	W	@Atlanta	125-113	16-8	1-W	Jordan-29	Pippen-9	Wilkins-34	16,371
25	Dec. 23	L	@Philadelphia	104-131	16-9	1-L	Armstrong-20	Crwt/Kng/Smrs-7	Barkley-33	18,168
26	Dec. 26	W	MINNESOTA	112-99	17-9	1-W	Jordan-28	Grant-8	Campbell-20	18,676 *
27	Dec. 29	W	SAN ANTONIO	101-97	18-9	2-W	Jordan-34	Pippen-9	Cummings-26	18,676 *
28	Dec. 30	W	@Washington	117-112 (OT)	19-9	3-W	Jordan/Pippen-28	Pippen-12	Malone-29	18,756
29	Jan. 3	W	@Cleveland	93-87	20-9	4-W	Jordan-38	Grant-10	Brown-17	19,938
30	Jan. 5	W	ORLANDO	127-116	21-9	5-W	Jordan-43	Grant-9	Cafledge-27	18,676 *
31	Jan. 6	L	@Milwaukee	111-118	21-10	1-L	Jordan-35	Pipn/Jrdn/Gmt-9	Sikma-21	18,653
32	Jan. 9	L	@Detroit	90-100	21-11	2-L	Pippen-17	Grant-10	Dumars-28	21,454
33	Jan. 10	L	@Indiana	113-120	21-12	3-L	Jordan-35	Grant/Pippen-12	Miller-44	16,912
34	Jan. 12	W	@Charlotte	107-95	22-12	1-W	Jordan-45	Pippen/Cartwright-8	Gilliam-26	23,901
35	Jan. 13	W	LA CLIPPERS	117-111	23-12	2-W	Jordan-28	Pippen-11	Wolf/Grant-17	18,676 *
36	Jan. 15	L	@New York	106-109	23-13	1-L	Jordan-26	Cartwright-12	Ewing-33	18,212
37	Jan. 18	W	GOLDEN STATE	132-107	24-13	1-W	Jordan-44	Jordan-12	MacRullionis-27	18,676 *
38	Jan. 19	W	@Atlanta	92-84	25-13	2-W	Jordan-36	Jordan-9	Wilkins-26	16,371
39	Jan. 21	W	NEW YORK	117-109	26-13	3-W	Jordan-42	Jordan-10	Wilkins-21	18,676 *
40	Jan. 23	L	DETROIT	95-107	26-14	1-L	Jordan-32	Pippen-7	Thomas-26	18,676 *
41	Jan. 26	L	@Philadelphia	109-120	26-15	2-L	Jordan-31	Grant-8	Barkley-37	18,168
42	Jan. 27	W	NEW JERSEY	110-107	27-15	1-W	Jordan-39	Jordan/Pippen-7	Morris-29	18,676 *
43	Jan. 29	W	ATLANTA	121-111	28-15	2-W	Pippen-20	Grant-9	Levingston-19	18,478 *
44	Feb. 1	L	@Houston	112-139	28-16	1-L	Jordan-35	Grant-10	Thorpe-30	16,611
45	Feb. 3	L	@San Antonio	111-112	28-17	2-L	Jordan-44	Grant-12	Robinson-33	15,910
46	Feb. 7	L	@LA Lakers	103-121	28-18	3-L	Jordan-32	Grant-18	Worthy-30	17,505
47	Feb. 8	L	@Denver	98-123	28-19	4-L	Grant-16	King-10	English-24	17,022
48	Feb. 13	W	@Miami	107-95	29-19	1-W	Jordan-26	Cartwright-11	Seikaly-40	15,008
49	Feb. 14	L	@Orlando	129-105 (OT)	29-20	1-L	Jordan-49	Cartwright-9	Cafledge-34	15,077
50	Feb. 16	W	MIAMI	119-105	30-20	1-W	Jordan-26	King-10	Thompson-20	18,097 *
51	Feb. 18	W	@Milwaukee	111-88	31-20	2-W	Jordan-39	Grant/Pippen-11	Anderson-16	18,633
52	Feb. 19	W	HOUSTON	107-102	32-20	3-W	Jordan-30	Grant-11	Olajuwon-32	18,025 *
53	Feb. 23	W	PORTLAND	113-102	33-20	4-W	Jordan-35	Jordan/Nealy-10	Kersey-20	18,543 *
54	Feb. 25	W	@New Jersey	107-106 (OT)	34-20	5-W	Jordan-32	Grant/Pippen-10	Bowie-22	20,049
55	Feb. 27	W	MILWAUKEE	106-96	35-20	6-W	Jordan-43	Pippen-8	Pierce-38	18,050 *
56	Mar. 2	W	NEW JERSEY	112-91	36-20	7-W	Jordan/Pippen-23	Grant/King-10	Bowie/Hopson-18	18,077 *
57	Mar. 4	W	@Boston	118-114	37-20	8-W	Jordan-36	Grant-13	Bird-38	14,890
58	Mar. 6	W	@Milwaukee	114-105	38-20	9-W	Jordan-35	Pippen-12	Robertson-33	18,633
59	Mar. 8	L	UTAH	94-98	38-21	1-L	Jordan-43	Jordan-7	Malone-27	18,332 *
60	Mar. 10	W	INDIANA	117-105	39-21	1-W	Jordan-45	Grant-8	Miller-30	18,676 *
61	Mar. 13	W	@New York	111-108	40-21	2-W	Jordan-34	Jordan-9	Ewing-29	18,212
62	Mar. 16	L	DETROIT	81-106	40-22	1-L	Jordan-20	Jordan-8	Edwards-21	18,676 *
63	Mar. 17	W	PHILADELPHIA	114-109	41-22	1-W	Jordan-32	Grant/Jordan-8	Anderson-30	18,676 *
64	Mar. 20	W	WASHINGTON	122-97	42-22	2-W	Pippen/King-24	Pippen-9	Eackles-31	18,373 *
65	Mar. 21	W	@Atlanta	99-89	43-22	4-W	Jordan-27	Pippen-9	Wilkins-36	16,371
66	Mar. 23	W	CLEVELAND	102-95	44-22	4-W	Jordan-41	Grant-10	Pricc-25	18,584 *
67	Mar. 24	L	SACRAMENTO	113-116	44-23	1-L	Jordan-43	Cartwright-7	Carr-32	18,344 *
68	Mar. 26	W	PHOENIX	121-82	45-23	1-W	Jordan-28	Jordan-12	Chambers-20	17,884 *
69	Mar. 28	W	@Cleveland	117-113 (OT)	46-23	2-W	Jordan-69	Jordan-18	Pricc-31	20,273
70	Mar. 30	W	NEW YORK	107-106 (OT)	47-23	3-W	Jordan-49	Grant/Jordan-12	Ewing-25	18,676 *
71	Apr. 1	W	MIAMI	111-103	48-23	4-W	Jordan-47	Grant/Douglas-27	Douglas-27	18,263 *
72	Apr. 3	W	INDIANA	109-102	49-23	5-W	Jordan-29	Grant-6	Miller-26	17,763 *
73	Apr. 5	W	ORLANDO	111-104	50-23	6-W	Jordan-38	Grant-11	Smith-21	17,843 *
74	Apr. 7	W	@Dallas	109-108	51-23	7-W	Jordan-43	Grant-10	Harper-28	17,007
75	Apr. 11	W	CLEVELAND	107-96	52-23	8-W	Jordan-22	King-9	Bennett/Daugherty-17	18,139 *
76	Apr. 13	W	MILWAUKEE	116-106	53-23	9-W	Jordan-26	Pippen-9	Pricc-22	18,676 *
77	Apr. 14	L	@Washington	103-113	53-24	1-L	Jordan-21	Grant-12	King-30	18,756
78	Apr. 16	L	@Indiana	102-111	53-25	2-L	Jordan-23	Jordan-7	Person-33	16,912
79	Apr. 17	W	BOSTON	111-105	54-24	1-W	Jordan-35	Grant-12	McHale-28	18,676 *
80	Apr. 19	W	WASHINGTON	120-117	55-25	2-W	Jordan-32	Grant-11	Malone-33	18,402 *
81	Apr. 20	L	@Boston	116-120	55-26	1-L	Jordan-45	Jordan-8	Lewis-28	14,890
82	Apr. 22	L	@Detroit	106-111	55-27	2-L	Jordan-22	Jordan-10	Thomas-18	21,454

* home sellout



LEFT TO RIGHT: (front row): John Paxson, Stacey King, Bill Cartwright, Scottie Pippen, Michael Jordan. (middle row): Strength and Conditioning Consultant Al Vermeil, B.J. Armstrong, Ed Nealy, Jeff Sanders, Will Perdue, Charles Davis, Craig Hodges. (back row): Vice President/Basketball Operations Jerry Krause, Scout Clarence Gaines, Jr., Assistant Coach Tex Winter, Assistant Coach Jim Clemons, Head Coach Phil Jackson, Assistant Coach Johnny Bach, Scout Jim Stack, Trainer Mark Pfeil. Inset: Horace Grant.

DRAFT: First round, Stacey King (Oklahoma), B.J. Armstrong (Iowa) and Jeff Sanders (Georgia Southern).

RECORD: 55-27 (SECOND PLACE)

REGULAR SEASON: Terminated the contract of Head Coach Doug Collins (07/06/89) ... named Phil Jackson head coach (07/10/89) ... had first undefeated preseason in team history at 8-0 ... the team had the second-best record in the league after the All-Star break going 27-8 ... recorded a then best home record in team history at 36-5 ... won a team-record 15 straight home games from 11/07/89 to 01/23/90 ... the team's eight-game road win streak was the best in team history ... Phil Jackson became the Bulls' winningest rookie coach ... the team broke its single-season three-point shooting record (.374).

PLAYOFFS: Qualified for the sixth consecutive season ... defeated Milwaukee 3-1 in the first round ... defeated Philadelphia 4-1 in Eastern Conference Semifinals ... returned to Eastern Conference Finals for the second straight year for a rematch with the eventual World Champion Detroit Pistons ... eliminated 4-3 by Detroit.

HONORS: Michael Jordan named to All-NBA First Team, All-Defensive First Team and was a member of the All-Star Team ... Stacey King was named to the All-Rookie Second Team ... Scottie Pippen was named to the All-Star Team ... Craig Hodges won the Three-Point Shootout during All-Star Weekend ... Jordan also led the NBA in scoring (33.6) for the fourth consecutive season and led the league in steals (2.27) for the second time in his career ... Bulls' home sellout streak reached 140 games (includes regular season and playoffs - 119 and 21, respectively).



GAME	DATE	W-L	OPPONENT	SCORE BULLS-OPP.	TOTAL RECORD	SK	BULLS HL. SCORER	BULLS HL. REBOUNDER	OPPONENT HL. SCORER	GAME ATTEN.
1	Nov. 2	L	PHILADELPHIA	116-124	0-1	1-L	Jordan-34	Levingston-6	Barkley-37	18,676 *
2	Nov. 3	L	@Washington	102-103	0-2	2-L	Jordan-28	Jordan-10	King-44	18,756
3	Nov. 6	L	BOSTON	108-110	0-3	3-L	Jordan-33	Jordan/Carwright-8	Bird-24	18,676 *
4	Nov. 7	W	@Minnesota	96-91	1-3	1-W	Jordan/Grant-17	Grant-10	Campbell-26	19,006
5	Nov. 9	W	@Boston	120-100	2-3	2-W	Jordan-41	Levingston-12	McHale-24	14,890
6	Nov. 10	W	CHARLOTTE	105-86	3-3	3-W	Jordan-23	Carwright-7	Bogues-14	18,676 *
7	Nov. 13	W	@Utah	84-82	4-3	4-W	Jordan-29	Jordan/Grant-11	K. Malone-28	12,616
8	Nov. 15	L	@Golden State	93-103	4-4	1-L	Grant-18	Pippen-9	Mullin-30	15,025
9	Nov. 17	W	@Seattle	116-95	5-4	1-W	Jordan-33	Pippen-10	McDaniel-17	14,692
10	Nov. 18	L	@Portland	112-125	5-5	1-L	Jordan-29	Carwright-9	Drexler-30	12,984
11	Nov. 21	L	@Phoenix	107-109	5-6	2-L	Jordan-34	Carwright-12	Hornacek-24	14,487
12	Nov. 23	W	@L.A. Clippers	105-97	6-6	1-W	Paxson-26	Pippen-13	Smith-28	15,350
13	Nov. 24	W	@Denver	151-145	7-6	2-W	Jordan-36	Carwright-8	Woolridge-29	17,022
14	Nov. 28	W	WASHINGTON	118-94	8-6	3-W	Jordan-24	Carwright-8	Ellison-17	18,165 *
15	Nov. 30	W	INDIANA	124-95	9-6	4-W	Jordan-37	Grant-9	Fleming-14	18,346 *
16	Dec. 1	W	@Cleveland	120-85	10-6	5-W	Jordan-32	Carwright-9	Daugherty-16	20,273
17	Dec. 4	W	PHOENIX	155-127	11-6	6-W	Jordan-27	Grant-12	K. Johnson-25	18,094 *
18	Dec. 7	W	NEW YORK	108-98	12-6	7-W	Jordan-33	Grant-13	Ewing-23	18,676 *
19	Dec. 8	L	PORTLAND	101-109	12-7	1-L	Jordan-35	Pippen-14	Drexler-29	18,676 *
20	Dec. 11	L	@Milwaukee	87-99	12-8	2-L	Jordan-31	Grant-9	Humphries-21	18,633
21	Dec. 14	W	L.A. CLIPPERS	128-88	13-8	1-W	Pippen-22	Perdue-9	Marlin-22	17,893 *
22	Dec. 15	W	CLEVELAND	116-98	14-8	2-W	Jordan-24	Jordan-9	Brown-19	18,228 *
23	Dec. 18	W	MIAMI	112-103	15-8	3-W	Jordan-39	Jordan-9	Edwards-20	17,877 *
24	Dec. 19	L	@Detroit	84-105	15-9	1-L	Jordan-33	Pippen/Grant-9	Dumars/Thomas-19	21,454
25	Dec. 21	W	L.A. LAKERS	114-103	16-9	1-W	Jordan-33	Jordan-15	Worthy-21	18,676 *
26	Dec. 22	W	INDIANA	128-118	17-9	2-W	Jordan-29	Pippen/Carwright-10	Person/Fleming-25	18,261 *
27	Dec. 25	W	DETROIT	98-86	18-9	3-W	Jordan-37	Carwright-10	Dumars-24	18,676 *
28	Dec. 27	W	GOLDEN STATE	128-113	19-9	4-W	Jordan-42	Jordan-14	Hardaway-29	18,676 *
29	Dec. 29	W	SEATTLE	116-91	20-9	5-W	Jordan-31	Carwright-13	McKley-22	18,676 *
30	Jan. 3	L	@Houston	92-114	20-10	1-L	Jordan-32	Grant-12	Thorpe-23	16,611
31	Jan. 5	W	CLEVELAND	108-92	21-10	1-W	Jordan-30	James-25	James-25	18,676 *
32	Jan. 8	W	NEW JERSEY	111-102	22-10	2-W	Jordan-41	Pippen-12	Coleman/Bowie-15	18,169 *
33	Jan. 9	W	@Philadelphia	107-99	23-10	3-W	Jordan-40	Grant-10	Barkley-29	18,168
34	Jan. 11	W	ATLANTA	99-96	24-10	4-W	Jordan-31	Pippen/Carwright-11	Wilkins-23	18,676 *
35	Jan. 12	W	@Charlotte	106-95	25-10	5-W	Jordan-33	Grant/Carwright-11	Newman-20	23,801
36	Jan. 14	W	MILWAUKEE	110-87	26-10	6-W	Jordan-34	Grant-12	Pierce-26	18,676 *
37	Jan. 16	W	@Orlando	99-98	27-10	7-W	Jordan-29	Grant-13	Anderson-25	15,077
38	Jan. 18	L	@Atlanta	105-114	27-11	1-L	Jordan-30	Grant-10	Wilkins-34	16,390
39	Jan. 21	W	@Miami	117-106	28-11	1-W	Jordan-37	Grant-10	Burton-21	15,008
40	Jan. 23	L	@New Jersey	95-99	28-12	1-L	Jordan-35	Grant-11	Thues-25	18,390
41	Jan. 25	W	MIAMI	108-87	29-12	1-W	Jordan-26	Levingston-10	Edwards-16	18,676 *
42	Jan. 31	L	@San Antonio	102-106	29-13	1-L	Jordan-36	Grant-16	Robinson-31	15,908
43	Feb. 1	W	@Dallas	101-80	30-13	1-W	Jordan-31	Pippen-14	Blackman-24	17,007
44	Feb. 3	L	@L.A. Lakers	86-89	30-14	1-L	Pippen-24	Perdue-11	Scott-18	17,505
45	Feb. 4	W	@Sacramento	108-97	31-14	1-W	Jordan-24	Perdue-14	Carr-21	17,014
46	Feb. 7	W	@Detroit	95-93	32-14	2-W	Jordan-30	Jordan-9	Laimbeer-25	21,454
47	Feb. 12	W	ATLANTA	122-113	33-14	3-W	Jordan-32	Grant/King-6	Wilkins-37	18,595 *
48	Feb. 14	W	@New York	102-92	34-14	4-W	Jordan-29	King-9	Vandeweghe-22	19,081
49	Feb. 16	W	NEW JERSEY	99-97	35-14	5-W	Jordan-26	Jordan/Perdue-11	Coleman/Petrovic-17	18,676 *
50	Feb. 18	W	@Cleveland	110-95	36-14	6-W	Jordan-32	Carwright-7	Daugherty-30	20,273
51	Feb. 19	W	WASHINGTON	118-113	37-14	7-W	Jordan-40	Pippen-13	Eackles-32	17,894 *
52	Feb. 22	W	SACRAMENTO	129-82	38-14	8-W	Jordan-34	Pippen-10	Simmmons-33	18,413 *
53	Feb. 23	W	CHARLOTTE	129-108	39-14	9-W	Pippen-43	Grant-17	Gilt-20	18,676 *
54	Feb. 26	W	BOSTON	129-99	40-14	10-W	Jordan-39	Jordan/Perdue-8	Gamble/Brown-16	18,676 *
55	Mar. 1	W	DALLAS	109-96	41-14	11-W	Jordan-29	Jordan-11	Blackman-19	18,676 *
56	Mar. 2	L	@Indiana	114-135	41-15	1-L	Jordan-22	Perdue-13	Miller-40	16,530
57	Mar. 5	W	MILWAUKEE	104-86	42-15	1-W	Jordan-30	Pippen-10	Grayer/Ellis-19	18,335 *
58	Mar. 8	W	UTAH	99-89	43-15	2-W	Jordan-37	Carwright-9	K. Malone-19	18,676 *
59	Mar. 10	W	@Atlanta	122-87	44-15	3-W	Jordan-25	Levingston-10	Webb-18	16,371
60	Mar. 12	W	MINNESOTA	131-99	45-15	4-W	Jordan/Grant-20	Grant-12	Richardson-18	18,268 *
61	Mar. 13	W	@Milwaukee	102-101	46-15	5-W	Jordan-39	Grant-11	Scaybes-19	18,633
62	Mar. 16	W	@Charlotte	105-92	47-15	6-W	Jordan-34	Perdue-12	Newman-15	23,801
63	Mar. 16	W	@Cleveland	102-98	48-15	7-W	Jordan-37	Grant-9	Nance-24	20,273
64	Mar. 18	W	DENVER	121-108	49-15	8-W	Jordan-31	Pippen-11	Woolridge-21	18,163 *
65	Mar. 20	W	ATLANTA	129-107	50-15	9-W	Jordan-22	Grant-10	Wilkins-28	18,439 *
66	Mar. 22	L	@Philadelphia	90-95	50-16	1-L	Jordan-20	Grant-10	Barkley-22	18,168
67	Mar. 23	W	INDIANA	133-119	51-16	1-W	Jordan-39	Perdue-11	Miller-34	18,676 *
68	Mar. 25	L	HOUSTON	90-100	51-17	1-L	Jordan-34	Pippen/Grant-12	K. Smith-25	18,676 *
69	Mar. 28	W	@New Jersey	128-94	52-17	1-W	Jordan-42	Pippen-14	Morris-23	20,049
70	Mar. 29	W	@Washington	112-94	53-17	2-W	Grant/Pippen-22	Grant-13	Williams-27	18,756
71	Mar. 31	L	@Boston	132-135 (2 OT)	53-18	1-L	Jordan-37	Grant-18	Bird-34	14,890
72	Apr. 2	W	ORLANDO	106-102	54-18	1-W	Jordan-44	Grant-7	Skiles-25	18,264 *
73	Apr. 4	W	@New York	101-91	55-18	2-W	Jordan-34	Pippen-10	Quinnett-20	19,081
74	Apr. 5	L	SAN ANTONIO	107-110	55-19	1-L	Jordan-39	Grant-10	Elliot-25	18,676 *
75	Apr. 7	L	PHILADELPHIA	111-114 (OT)	55-20	2-L	Jordan-41	Grant-7	Hawkins-31	18,676 *
76	Apr. 9	W	NEW YORK	108-106	56-20	1-W	Jordan-28	Grant-14	Ewing-21	18,676 *
77	Apr. 10	W	@Indiana	101-96	57-20	2-W	Jordan-28	Grant-7	Miller-21	16,530
78	Apr. 12	L	@Detroit	91-95	57-21	1-L	Jordan-40	Pippen-11	Thomas-26	21,454
79	Apr. 15	W	MILWAUKEE	103-94	58-21	1-W	Jordan-46	Grant-11	Brickowski-22	18,117 *
80	Apr. 17	W	@Miami	111-101	59-21	2-W	Jordan-26	Pippen-11	Seikaly-24	15,008
81	Apr. 19	W	@Charlotte	115-99	60-21	3-W	Jordan-41	Grant-11	Curry-17	23,801
82	Apr. 21	W	DETROIT	108-100	61-21	4-W	Pippen-28	Perdue-10	Dumars-22	18,676 *

* home sellout



LEFT TO RIGHT: (front row): Craig Hodges, John Paxson, Horace Grant, Bill Cartwright, Scottie Pippen, Michael Jordan, B.J. Armstrong, (middle row): Trainer Chip Schaefer, Cliff Levingston, Scott Williams, Will Perdue, Stacey King, Dennis Hopson, Vice President-Basketball Operations Jerry Krause, (back row): Assistant Coach Jim Cleamons, Assistant Coach Tex Winter, Head Coach Phil Jackson, Assistant Coach Johnny Bach, Scout Jim Stack, Scout Clarence Gaines, Jr.

DRAFT: Second round, Toni Kukoc (Split, Croatia).

RECORD: 61-21 (FIRST PLACE)

REGULAR SEASON: Finished with a then club record 61 wins ... first time the franchise had a 60-plus win season ... set a team record for most points scored in a regulation game when they defeated Phoenix 155-127 on 12/04/90 ... drew 10,000,000th fan for a home game on 12/14/90 ... held the Cleveland Cavaliers to just five first-quarter points on 12/15/90 ... recorded longest home win streak ever with 26 straight in the Stadium from 12/18/90 to 03/23/91 ... went 11-1 in February for best month in team history.

PLAYOFFS: Won franchise's first NBA title ever, defeating the Los Angeles Lakers 4-1 in the NBA Finals ... defeated New York in the first round, 3-0; won Game 1 by a record 41 points ... defeated Philadelphia 4-1 in Eastern Conference Semifinals ... swept Detroit 4-0 in Eastern Conference Finals to earn first trip ever to NBA Finals.

HONORS: Michael Jordan named NBA Most Valuable Player, NBA Finals Most Valuable Player, All-NBA First Team, All-Defensive First Team and captured fifth straight scoring title ... was a member of 1991 All-Star team ... Scottie Pippen was named to the All-Defensive Second Team ... Craig Hodges won his second consecutive Three-Point Shootout championship at the 1991 All-Star Weekend by hitting 19 straight shots ... Bulls' home sellout streak reached 190 games (includes regular season and playoffs - 160 and 30, respectively).



	GAME	DATE	W-L	OPPONENT	SCORE BULLS-OPP.	TOTAL RECORD	SK	BULLS HI. SCORER	BULLS L. REBOUNDER	OPPONENT HI. SCORER	GAME ATTEN.
FRONT OFFICE	1	Nov. 1	W	PHILADELPHIA	110-90	1-0	1-W	Jordan-26	Pippen-8	Barkley-16	18,676 *
BASKETBALL OPS.	2	Nov. 2	L	@Milwaukee	107-109	1-1	1-L	Jordan-46	Grant-11	Robertson-29	18,633
	3	Nov. 5	L	GOLDEN STATE	110-118	1-2	2-L	Jordan-40	Pippen-11	Mullin-38	18,136 *
PLAYERS	4	Nov. 6	W	@Boston	132-113	2-2	1-W	Jordan-44	Cartwright-10	Bird-30	14,890
	5	Nov. 8	W	DALLAS	108-82	3-2	2-W	Jordan-26	Pippen/Grant-10	Harper-15	18,120 *
THE NBA	6	Nov. 9	W	ORLANDO	107-76	4-2	3-W	Jordan-27	Grant-10	Scott-23	18,131 *
	7	Nov. 12	W	DETROIT	110-93	5-2	4-W	Jordan-20	Grant-12	Rodman-20	18,676 *
OPPONENTS	8	Nov. 13	W	@Charlotte	117-95	6-2	5-W	Jordan-35	Grant-10	Curry-21	23,698
	9	Nov. 15	W	MILWAUKEE	114-101	7-2	6-W	Pippen-23	Grant/Livingston-8	Robertson-21	18,676 *
2015-16 SEASON	10	Nov. 20	W	@Golden State	112-108	8-2	7-W	Jordan-35	Grant-14	Marciulionis/Higgins-22	15,025
	11	Nov. 22	W	@Seattle	112-109 (OT)	9-2	8-W	Jordan-31	King-7	Pierce-30	38,067
RECORDS	12	Nov. 23	W	@Denver	107-100	10-2	9-W	Jordan-37	King-9	Murumb-22	17,022
	13	Nov. 26	W	@LA Clippers	116-79	11-2	10-W	Jordan-23	Jordan-10	Polynice-16	15,900
PLAYOFFS	14	Nov. 29	W	@Portland	116-114 (2 OT)	12-2	11-W	Jordan-40	Pippen/Grant-11	Drexler-38	12,888
	15	Nov. 30	W	@Sacramento	118-102	13-2	12-W	Jordan-30	Grant-10	Richmond-32	17,014
HISTORY	16	Dec. 4	W	CLEVELAND	108-102	14-2	13-W	Pippen-28	Pippen-15	Daugherty-26	18,489 *
	17	Dec. 6	W	CHARLOTTE	114-96	15-2	14-W	Jordan-19	Jordan-11	Gill-16	18,237 *
COMMUNITY	18	Dec. 7	L	@Philadelphia	100-103	15-3	1-L	Jordan-32	Jordan-14	Hawkins-30	18,168
	19	Dec. 10	W	SEATTLE	108-103	16-3	1-W	Pippen-23	Grant-13	Pierce-30	18,061 *
MEDIA	20	Dec. 13	W	NEW YORK	99-89	17-3	2-W	Jordan-27	Grant/Jordan-8	Ewing-20	18,676 *
	21	Dec. 14	W	@Washington	113-100	18-3	3-W	Jordan-29	Grant-13	English-19	18,756
	22	Dec. 17	L	L.A. LAKERS	89-102	18-4	1-L	Jordan-21	Grant-10	Worthy-25	18,676 *
	23	Dec. 20	W	@New Jersey	115-98	19-4	1-W	Grant-28	Grant-9	Blaylock-16	20,049
	24	Dec. 21	W	ATLANTA	117-103	20-4	2-W	Jordan/Pippen-37	Jordan-9	Wilkins-43	18,676 *
	25	Dec. 25	W	BOSTON	121-89	21-4	3-W	Pippen-27	Grant-12	Fox-21	18,676 *
	26	Dec. 26	W	@Atlanta	122-111	22-4	4-W	Jordan-34	Grant-18	Wilkins-39	16,425
	27	Dec. 28	W	SACRAMENTO	127-118	23-4	5-W	Jordan-33	Pippen-12	Richmond-33	18,676 *
	28	Dec. 30	W	@Indiana	109-104	24-4	6-W	Jordan-29	Grant-10	Miller/Schrempf-24	16,530
	29	Jan. 3	L	@Milwaukee	108-113	24-5	1-L	Jordan-44	Grant-8	Humphries-23	18,633
	30	Jan. 4	W	NEW JERSEY	140-86	25-5	1-W	Jordan-27	Grant-17	Bowie-20	18,676 *
	31	Jan. 7	W	WASHINGTON	102-89	26-5	2-W	Jordan-21	Grant-10	Ha, Grant-19	18,236 *
	32	Jan. 8	W	@Miami	108-106	27-5	3-W	Jordan-40	Grant-10	Rice-33	15,008
	33	Jan. 10	W	UTAH	105-90	28-5	4-W	Jordan-37	Grant-8	K. Malone-17	18,676 *
	34	Jan. 11	W	MIAMI	108-99	29-5	5-W	Jordan-30	Grant-18	Rice-22	18,676 *
	35	Jan. 14	W	PHILADELPHIA	103-80	30-5	6-W	Jordan-26	Grant-12	Barkley-20	18,338 *
	36	Jan. 16	W	@Cleveland	100-95	31-5	7-W	Jordan-35	Grant-12	Battle-20	20,273
	37	Jan. 17	W	SAN ANTONIO	102-86	32-5	8-W	Jordan-31	Perdue-14	Robinson-20	18,676 *
	38	Jan. 19	W	@Detroit	87-85	33-5	9-W	Jordan-34	Grant-12	Woolridge-18	21,454
	39	Jan. 21	W	PHOENIX	108-102	34-5	10-W	Jordan-30	Grant-11	Johnson-18	18,676 *
	40	Jan. 22	W	@Charlotte	115-112	35-5	11-W	Jordan-23	Cartwright-10	Johnson-31	23,698
	41	Jan. 24	W	DETROIT	117-93	36-5	12-W	Pippen-29	Grant-11	King-7	18,676 *
	42	Jan. 25	W	HOUSTON	114-100	37-5	13-W	Jordan-35	Grant/Pippen-9	Olatunji/Maxwell-17	18,676 *
	43	Jan. 28	L	@San Antonio	104-109	37-6	1-L	Jordan-39	Pippen-10	Cummings-30	16,057
	44	Jan. 30	L	@Houston	102-105	37-7	2-L	Jordan-22	Grant-12	Olatunji-24	16,611
	45	Jan. 31	W	@Dallas	107-92	38-7	1-W	Jordan-25	Jordan-10	Blackman-20	17,502
	46	Feb. 2	W	@LA Lakers	103-97	39-7	2-W	Jordan-33	Grant-11	Green/Perkins-25	17,505
	47	Feb. 3	L	@Utah	123-126 (3 OT)	39-8	1-L	Jordan-34	Pippen/Jordan/Grant-13	K. Malone-34	19,911
	48	Feb. 5	L	@Phoenix	114-126	39-9	2-L	Pippen-26	Grant-16	Hornacek-26	14,49
	49	Feb. 11	W	NEW JERSEY	133-113	40-9	1-W	Jordan-34	Grant/Pippen-8	Petrovic-23	18,233 *
	50	Feb. 13	W	@New York	106-85	41-9	2-W	Grant-18	Grant-11	Ewing/Mason-14	19,763
	51	Feb. 15	W	NEW YORK	99-98	42-9	3-W	Jordan-29	Grant-11	Ewing-30	18,676 *
	52	Feb. 17	L	CLEVELAND	112-113	42-10	1-L	Jordan-46	Grant-11	Daugherty-25	18,676 *
	53	Feb. 19	W	@Orlando	112-99	43-10	1-W	Jordan-27	Jordan-10	Bowie-19	15,151
	54	Feb. 21	W	@Atlanta	103-98	44-10	2-W	Jordan-33	Perdue-13	Willis-26	16,531
	55	Feb. 22	W	MINNESOTA	105-90	45-10	3-W	Jordan-30	Grant-17	Campbell-20	18,676 *
	56	Feb. 25	L	@Detroit	106-108	45-11	1-L	Pippen-33	Grant-13	Dumars-28	21,454
	57	Feb. 26	W	WASHINGTON	122-103	46-11	1-W	Jordan-26	Pippen/Williams-9	Eackles-19	18,104 *
	58	Feb. 28	W	@Milwaukee	109-105	47-11	2-W	Pippen-41	Cartwright-8	Humphries-28	18,633
	59	Mar. 1	W	PORTLAND	111-91	48-11	3-W	Jordan-31	Perdue-12	Drexler-26	18,676 *
	60	Mar. 3	L	INDIANA	101-103	48-12	1-L	Jordan-27	Grant-9	Miller-23	18,402 *
	61	Mar. 5	W	@Minnesota	113-100	49-12	1-W	Jordan-33	Perdue-11	Richardson-22	18,006
	62	Mar. 7	W	MIAMI	123-81	50-12	2-W	Jordan-27	Grant-14	Edwards-21	18,487 *
	63	Mar. 8	W	@Philadelphia	103-89	51-12	3-W	Jordan-34	Grant-11	Barkley-29	18,168
	64	Mar. 11	W	BOSTON	119-85	52-12	4-W	Jordan-32	Jordan-13	McHale-19	18,676 *
	65	Mar. 14	W	@Orlando	112-96	53-12	5-W	Jordan-26	Grant-12	Vincent-20	15,151
	66	Mar. 16	W	@Miami	116-100	54-12	6-W	Jordan-37	Pippen-13	Seikaly-21	15,008
	67	Mar. 17	W	@New Jersey	90-79	55-12	7-W	Jordan-40	Grant-12	Petrovic-26	20,049
	68	Mar. 19	W	@Washington	106-100	56-12	8-W	Jordan-51	Jordan-11	Eackles-28	18,756
	69	Mar. 21	L	ORLANDO	108-111	56-13	1-L	Pippen-27	Caldwell-20	Grant-15	18,676 *
	70	Mar. 24	W	DENVER	116-103	57-13	1-W	Jordan-50	Grant-20	Williams-32	18,382 *
	71	Mar. 28	W	CLEVELAND	126-102	58-13	2-W	Jordan-44	Grant-18	Daugherty-20	18,676 *
	72	Mar. 31	W	@New York	96-90	59-13	3-W	Jordan-36	Pippen-18	Ewing-31	19,763
	73	Apr. 1	W	CHARLOTTE	100-94	60-13	4-W	Jordan-31	Grant-14	Gill-32	18,382 *
	74	Apr. 3	W	L.A. CLIPPERS	114-103	61-13	5-W	Pippen-24	Pippen-11	Harper-30	18,676 *
	75	Apr. 5	L	@Boston	86-97	61-14	1-L	Jordan-26	Grant-11	Lewis-21	14,890
	76	Apr. 7	W	MILWAUKEE	116-101	62-14	1-W	Jordan-30	Pippen/Grant/Wins-8	Roberts-18	18,676 *
	77	Apr. 10	W	@Indiana	108-96	63-14	2-W	Jordan-35	Grant-11	Miller-26	16,530
	78	Apr. 11	W	INDIANA	108-108	64-14	3-W	Jordan-23	Grant-7	Schrempf-25	18,676 *
	79	Apr. 13	W	ATLANTA	100-93	65-14	4-W	Pippen-16	Williams-11	Augmon-27	18,676 *
	80	Apr. 14	L	@Cleveland	100-115	65-15	1-L	Pippen-24	Pippen-10	Daugherty-21	20,273
	81	Apr. 17	W	@Atlanta	121-95	66-15	1-W	Jordan-21	Williams-7	Augmon-25	16,531
	82	Apr. 19	W	DETROIT	103-85	67-15	2-W	Jordan-32	Williams-16	Thomas-28	18,676 *

* home sellout



LEFT TO RIGHT: (front row): Strength & Conditioning Consultant Al Vermeil, B.J. Armstrong, Michael Jordan, Horace Grant, Bill Cartwright, Scottie Pippen, John Paxson, Strength & Conditioning Assistant Erik Helland, (middle row): Trainer Chip Schaefer, Bobby Hansen, Stacey King, Will Perdue, Scott Williams, Cliff Levingston, Craig Hodges, Equipment Manager John Ligmanowski, (back row): Scout Clarence Gaines, Jr., Assistant Coach Tex Winter, Assistant Coach Johnny Bach, Head Coach Phil Jackson, Assistant Coach Jim Clemons, Scout Jim Stack, Vice President–Basketball Operations Jerry Krause.

DRAFT: First round, Mark Randall (Kansas).

RECORD: 67-15 (FIRST PLACE)

REGULAR SEASON: Won a then-team-record 67 games overall ... won a then-team-record 31 road games ... tied franchise-best home record with 36-5 ... won a then-team-record 14 straight games from 11/06/91 to 12/06/91 ... tied eight-game road win streak team record originally set in 1989-90 (11/06 to 11/30) ... finished with the league's best field goal percentage (.508).

PLAYOFFS: Won franchise's second straight NBA title defeating Portland 4-2 in the Finals ... swept Miami 3-0 in the first round ... defeated New York 4-3 in Eastern Conference Semifinals ... beat Cleveland 4-2 in Eastern Conference Finals.

HONORS: Michael Jordan was named the NBA Most Valuable Player, NBA Finals Most Valuable Player, All-NBA First Team, All-Defensive First Team, captured his sixth straight scoring title and started for the 1992 East All-Stars ... Scottie Pippen started for the 1992 NBA East All-Stars ... Pippen was also named to All-Defensive First Team and All-NBA Second Team ... Jordan and Pippen named to 1992 Olympic basketball team ... Craig Hodges won his third straight Three-Point Shootout contest at All-Star Weekend ... Bulls' home sellout streak reached 243 games (includes regular season and playoffs - 201 and 42, respectively).



GAME	DATE	W-L	OPPONENT	SCORE BULLS-OPP.	TOTAL RECORD	SK	BULLS HI. SCORER	BULLS HI. REBOUNDER	OPPONENT HI. SCORER	GAME ATTEN.
1	Nov. 6	W	@Cleveland	101-96	1-0	1-W	Jordan-29	Grant-15	Nance-24	20,273
2	Nov. 7	L	ATLANTA	99-100	1-1	1-L	Jordan-35	Grant-11	Wilkins-33	18,676 *
3	Nov. 9	W	INDIANA	102-97	2-1	1-W	Jordan-24	Grant-13	Schrempf-19	18,676 *
4	Nov. 11	W	DETROIT	99-96 (OT)	3-1	2-W	Jordan-37	Grant-14	Thomas-32	18,676 *
5	Nov. 13	W	@Milwaukee	101-96	4-1	3-W	Jordan-34	Pippen-13	Murdoc-25	18,633
6	Nov. 14	W	DENVER	117-84	5-1	4-W	Jordan-18	Perdue-13	Murombo-17	18,676 *
7	Nov. 17	W	@Minnesota	124-103	6-1	5-W	Jordan-32	S. Williams-6	Person-26	19,006
8	Nov. 19	W	@Seattle	108-89	7-1	6-W	Jordan-35	Pippen/S. Williams-9	Payton-18	37,401
9	Nov. 20	L	@L.A. Lakers	118-120 (OT)	7-2	1-L	Jordan-54	Grant-14	Perkins-26	17,505
10	Nov. 22	W	@Phoenix	128-111	8-2	1-W	Jordan-40	Grant/King-8	Barkley-22	19,023
11	Nov. 24	W	@Golden State	101-82	9-2	2-W	Jordan-49	Grant-17	Mullin-32	15,025
12	Nov. 28	L	@New York	75-112	9-3	1-L	Jordan-17	Grant/Pippen-7	Ewing-26	19,763
13	Dec. 2	L	@Boston	96-101	9-4	2-L	Grant-20	Lewis-32	Lewis-32	14,890
14	Dec. 4	W	PORTLAND	111-99	10-4	1-W	Jordan-38	Jordan-13	Robinson-27	18,676 *
15	Dec. 5	W	BOSTON	96-89	11-4	2-W	Jordan-24	Grant-10	McDaniel-22	18,676 *
16	Dec. 8	L	@Atlanta	114-123	11-5	1-L	Jordan-32	Jordan-12	Wilkins-42	16,441
17	Dec. 9	W	CLEVELAND	108-91	12-5	1-W	Jordan-28	Grant-15	Ferry-16	18,142 *
18	Dec. 11	L	HOUSTON	96-110	12-6	1-L	Jordan-26	Jordan-11	Olajuwon-28	18,147 *
19	Dec. 12	W	NEW JERSEY	95-89	13-6	1-W	Jordan-38	Grant-11	Petrovic-25	18,232 *
20	Dec. 15	W	CHARLOTTE	125-110	14-6	2-W	Jordan-26	Pippen-9	Curry-26	18,088 *
21	Dec. 17	W	@Washington	107-99	15-6	3-W	Jordan-28	Pippen-13	Gugliotta-25	18,756
22	Dec. 19	L	PHILADELPHIA	96-98	15-7	1-L	Jordan-23	Grant-11	Hawkins-24	18,270 *
23	Dec. 21	W	MIAMI	86-82	16-7	1-W	Pippen-22	Jordan-8	Rice-21	18,147 *
24	Dec. 23	W	WASHINGTON	107-98	17-7	2-W	Jordan-57	Grant-16	Grant-20	18,109 *
25	Dec. 25	W	NEW YORK	89-77	18-7	3-W	Jordan-42	Pippen-9	Blackman/Starks-17	18,676 *
26	Dec. 26	W	@Indiana	95-84	19-7	4-W	Grant-30	Grant-20	Schrempf-23	16,530
27	Dec. 29	W	@Charlotte	114-103	20-7	5-W	Jordan-28	Grant-12	Newman-28	23,698
28	Dec. 30	W	@Miami	105-100	21-7	6-W	Jordan-39	Grant-9	Rice-33	15,008
29	Jan. 2	W	INDIANA	109-100	22-7	7-W	Jordan-39	Grant-16	Miller-21	18,676 *
30	Jan. 5	L	L.A. LAKERS	88-91	22-8	1-L	Jordan-36	Pippen/Cartwright-7	Worthy-21	18,676 *
31	Jan. 6	L	@Cleveland	95-117	22-9	2-L	Pippen-24	Pippen-9	Price-30	20,273
32	Jan. 8	W	MILWAUKEE	120-95	23-9	1-W	Jordan-35	Perdue-13	Day-20	18,676 *
33	Jan. 9	L	@Philadelphia	91-104	23-10	1-L	Jordan-30	Pippen-12	Weatherpoon-23	18,188
34	Jan. 12	W	@Orlando	122-106	24-10	1-W	Grant-26	Pippen-10	Mullins-24	15,151
35	Jan. 15	W	GOLDEN STATE	122-101	25-10	2-W	Jordan-26	Jordan-12	Anderson-21	18,676 *
36	Jan. 16	L	ORLANDO	124-128 (OT)	25-11	1-L	Jordan-64	Grant-19	Skiles-31	18,676 *
37	Jan. 18	W	BOSTON	103-93	26-11	1-W	Jordan-29	Grant-12	Lewis-21	18,676 *
38	Jan. 21	W	@New Jersey	107-94	27-11	2-W	Jordan-30	Grant-12	Coleman/Anderson-22	20,049
39	Jan. 22	L	CHARLOTTE	97-105	27-12	1-L	Jordan-28	Grant-13	Mining/Gill/Curry-19	18,676 *
40	Jan. 24	L	@San Antonio	99-103	27-13	2-L	Jordan-42	Grant-11	Robinson-24	18,057
41	Jan. 26	W	@Dallas	123-88	28-13	1-W	Pippen/King-19	Pippen/King-11	Moore-13	17,502
42	Jan. 28	L	@Houston	83-94	28-14	1-L	Jordan-26	Pippen-8	Olajuwon/Maxwell-18	16,611
43	Jan. 30	L	@Denver	102-109	28-15	2-L	Jordan-39	S. Williams-14	Murombo-29	17,022
44	Feb. 1	W	@Utah	96-82	29-15	1-W	Jordan-37	Grant-19	Malone-40	19,911
45	Feb. 3	W	@Sacramento	107-88	30-15	2-W	Jordan-36	Grant-11	Richmond-17	17,917
46	Feb. 4	W	@L.A. Clippers	107-105 (OT)	31-15	3-W	Jordan-33	Grant-14	Manning-27	15,989
47	Feb. 7	W	@Portland	101-91	32-15	4-W	Jordan-34	Grant-13	Robinson-19	12,888
48	Feb. 10	W	@Indiana	115-104	33-15	5-W	Jordan-40	Grant-14	Smits-24	16,530
49	Feb. 12	L	NEW YORK	98-104	33-16	1-L	Pippen-35	Grant-12	Ewing-36	18,676 *
50	Feb. 13	L	CLEVELAND	111-116	33-17	2-L	Jordan/Pippen-25	Grant/Perdue-8	Daugherty-25	18,676 *
51	Feb. 15	W	SACRAMENTO	119-101	34-17	1-W	Jordan-32	S. Williams-12	Bonner/Tisdale-18	18,237 *
52	Feb. 17	W	UTAH	114-96	35-17	2-W	Jordan-27	Grant-9	K. Malone-20	18,676 *
53	Feb. 23	W	MILWAUKEE	99-85	36-17	3-W	Jordan-34	Grant-13	Brickowski-26	18,187 *
54	Feb. 25	W	@Orlando	108-106	37-17	4-W	Jordan-36	Grant/Perdue-9	O'Neal-30	15,151
55	Feb. 27	W	ATLANTA	112-82	38-17	5-W	Jordan-34	S. Williams-11	Wilkins-38	18,676 *
56	Mar. 2	W	@New Jersey	87-80	39-17	6-W	Jordan-24	Grant-11	Coleman-22	20,049
57	Mar. 3	W	DALLAS	125-97	40-17	7-W	Pippen-24	S. Williams-8	Davis-24	18,062 *
58	Mar. 5	L	SAN ANTONIO	102-107 (OT)	40-18	1-L	Pippen-39	Pippen-13	Ellis-29	18,676 *
59	Mar. 9	W	SEATTLE	86-83	41-18	1-W	Jordan-38	Pippen-12	Kemp-19	18,531 *
60	Mar. 11	L	@Miami	95-97	41-19	1-L	Jordan-29	S. Williams-9	Seakaly-30	15,008
61	Mar. 12	W	CHARLOTTE	123-108	42-19	1-W	Jordan-52	Perdue-10	Mourning-25	18,676 *
62	Mar. 14	L	@Detroit	99-101	42-20	1-L	Jordan-28	S. Williams-10	Dumars-27	21,454
63	Mar. 15	W	L.A. CLIPPERS	101-94	43-20	1-W	Armstrong-38	Grant-17	Manning-23	18,482 *
64	Mar. 19	W	WASHINGTON	104-99	44-20	2-W	Jordan-25	Perdue-12	Smith-37	18,676 *
65	Mar. 20	W	@Washington	126-101	45-20	3-W	Jordan-47	Jordan-8	Johnson-21	18,756
66	Mar. 23	W	MINNESOTA	107-100	46-20	4-W	Jordan-34	S. Williams-13	Person-31	18,676 *
67	Mar. 24	W	@Philadelphia	113-100	47-20	5-W	Jordan-43	Pippen-10	Weatherpoon-21	18,188
68	Mar. 26	W	ORLANDO	107-86	48-20	6-W	Pippen-20	Pippen-13	O'Neal-20	18,676 *
69	Mar. 30	L	PHOENIX	109-113	48-21	1-L	Jordan-44	Grant-16	Caballo-27	18,676 *
70	Apr. 2	W	NEW JERSEY	118-105	49-21	1-W	Jordan-40	Grant-11	Coleman-30	18,676 *
71	Apr. 4	W	@Boston	101-89	50-21	2-W	Jordan-32	Pippen-9	McDaniel-27	14,890
72	Apr. 6	L	@Milwaukee	109-113	50-22	1-L	Jordan-30	Pippen-11	Edwards-24	18,633
73	Apr. 9	W	@Atlanta	88-87	51-22	1-W	Jordan-30	Jordan-12	Wilkins-26	16,510
74	Apr. 10	W	@Indiana	92-87	52-22	2-W	Armstrong-27	Grant-14	Miller-26	16,530
75	Apr. 12	W	@Detroit	98-95	53-22	3-W	Jordan-23	Grant-11	Mills-25	21,454
76	Apr. 14	W	MIAMI	119-92	54-22	4-W	Jordan-34	Grant-8	Miner-19	18,676 *
77	Apr. 16	W	MILWAUKEE	119-105	55-22	5-W	Jordan-47	Jordan/Pippen-7	Murdoc/Day-24	18,676 *
78	Apr. 18	L	@Cleveland	94-103	55-23	1-L	Jordan-32	Grant-9	Nance-19	20,273
79	Apr. 20	W	PHILADELPHIA	123-94	56-23	1-W	Jordan-28	S. Williams-10	Weatherpoon-17	18,676 *
80	Apr. 22	W	DETROIT	109-103 (OT)	57-23	2-W	Jordan-36	Pippen-13	Thomas-28	18,676 *
81	Apr. 23	L	@Charlotte	103-104	57-24	1-L	Jordan-38	Pippen/Grant/S. Williams/King-6	Johnson-31	23,698
82	Apr. 25	L	@New York	84-89	57-25	2-L	Jordan-21	S. Williams-9	Ewing/Starks-22	19,763

* home sellout



LEFT TO RIGHT: (front row): Supervisor of European Scouting Ivica Dukan, Scout/Special Asst. Jim Stack, Scout/Special Asst. Clarence Gaines, Jr., VP/Basketball Operations Jerry Krause, Asst. Coach Jim Cleamons, Head Coach Phil Jackson, Asst. Coach Johnny Bach, Asst. Coach Tex Winter, Trainer Chip Schaefer, Strength & Conditioning Asst. Erik Helland, Strength & Conditioning Consultant Al Vermeil, Equipment Manager John Ligmanowski. (back row): B.J. Armstrong, John Paxson, Michael Jordan, Scottie Pippen, Scott Williams, Stacey King, Will Perdue, Bill Cartwright, Horace Grant, Ed Nealy, Rodney McCray, Trent Tucker, Darrell Walker, Corey Williams.

DRAFT: First round, Byron Houston (Oklahoma State); second round, Corey Williams (Oklahoma State), Litterial Green (Georgia) and Matt Steigenga (Michigan State).

RECORD: 57-25 (FIRST PLACE)

REGULAR SEASON: Fourth straight 50-plus win season ... 31-10 home record marked sixth straight season of 30-plus Stadium wins ... 26-15 road record ranked second-best in the NBA and first in the Eastern Conference ... 26 road wins marked third straight year of plus-500 road record ... finished first in the NBA in offensive rebounding percentage at .363 and finished first in the league in fewest turnovers per game at 13.5.

PLAYOFFS: Won franchise's third straight NBA title defeating Phoenix 4-2 in the NBA Finals ... swept Atlanta 3-0 in the first round and Cleveland 4-0 in Eastern Conference Semifinals ... defeated New York 4-2 in Eastern Conference Finals ... won the first two games of the NBA Finals at Phoenix, becoming the first team ever to open an NBA Finals series 2-0 on the road.

HONORS: Michael Jordan captured his seventh straight scoring title, which tied Wilt Chamberlain for most consecutive scoring titles ... Jordan named 1993 NBA Finals Most Valuable Player, 1993 NBA East All-Star starter, All-NBA First Team and All-Defensive First Team ... Scottie Pippen started for the 1993 East All-Stars, was on the All-Defensive First Team ... B.J. Armstrong led the NBA in three-point field goal percentage (63-139 3FG, 45.3) ... Horace Grant named to All-Defensive Second Team ... Bulls' home sellout streak reached 294 games (includes regular season and playoffs - 242 and 52, respectively).



GAME	DATE	W-L	OPPONENT	SCORE BULLS-OPP.	TOTAL RECORD	SK	BULLS H.I. SCORER	BULLS H.I. REBOUNDER	OPPONENT H.I. SCORER	GAME ATTEN.
1	Nov. 5	W	@Charlotte	124-123 (OT)	1-0	1-W	Armstrong-28	Pippen-16	Newman-27	23,698
2	Nov. 6	L	MIAMI	71-95	1-1	1-L	Pippen-18	Grant-12	Seska-27	18,676 *
3	Nov. 8	W	ATLANTA	106-80	2-1	1-W	Armstrong-23	Grant-10	Wilkins-17	18,157 *
4	Nov. 10	W	@Milwaukee	91-90	3-1	2-W	Grant-20	Grant-10	Edwards-21	18,633
5	Nov. 13	L	BOSTON	97-98	3-2	1-L	Armstrong-22	Grant-10	Douglas-19	18,676 *
6	Nov. 16	L	@Seattle	94-95	3-3	2-L	Kukoc-20	Cartwright-9	Pierce-19	14,813
7	Nov. 18	L	@Portland	98-120	3-4	3-L	Kerr-16	Grant-12	Robinson-21	12,888
8	Nov. 19	W	@L.A. Lakers	88-86	4-4	1-W	Armstrong-28	Grant-23	Christie-22	15,512
9	Nov. 21	L	@Sacramento	101-103	4-5	1-L	Armstrong-23	Grant-18	Richmond-28	17,317
10	Nov. 23	L	@Houston	93-100	4-6	2-L	Armstrong/Wennington-19	Grant-13	Olajuwon-28	16,611
11	Nov. 24	L	@San Antonio	84-109	4-7	3-L	Grant-18	Grant-8	Anderson-21	33,066
12	Nov. 26	W	@Dallas	108-85	5-7	1-W	Armstrong-26	Grant-13	Mashburn-21	17,502
13	Nov. 30	W	PHOENIX	132-113	6-7	2-W	Pippen-29	Grant-12	Majerle-26	18,676 *
14	Dec. 3	W	@Miami	104-99	7-7	3-W	Armstrong-22	Grant-11	Rice-33	15,200
15	Dec. 7	W	L.A. CLIPPERS	115-111	8-7	4-W	Pippen-24	Blount-9	Manning-43	18,127 *
16	Dec. 8	L	@Philadelphia	88-95 (OT)	8-8	1-L	Armstrong-24	King-11	Perry-23	14,668
17	Dec. 10	W	@New Jersey	93-105	9-8	1-W	Pippen-28	Grant-16	Anderson-31	20,049
18	Dec. 11	W	CLEVELAND	93-84	10-8	2-W	Kerr-16	Pippen-13	Daugherty-21	18,676 *
19	Dec. 15	W	@Boston	108-98	11-8	3-W	Grant-31	Grant-15	Radja-26	14,890
20	Dec. 16	W	NEW YORK	98-86	12-8	4-W	Armstrong-20	Grant-13	Ewing-20	18,676 *
21	Dec. 18	W	SAN ANTONIO	102-90	13-8	5-W	Grant/Kerr-16	Grant-18	Ellis/Robinson-24	18,676 *
22	Dec. 20	W	CHARLOTTE	109-97	14-8	6-W	Pippen-22	Grant-16	Johnson-28	18,676 *
23	Dec. 22	W	MINNESOTA	106-98	15-8	7-W	Pippen-26	Grant-13	Rider-25	16,312 *
24	Dec. 23	W	@Detroit	81-72	16-8	8-W	Pippen-16	Hunter-10	Miller-21	21,454
25	Dec. 25	W	ORLANDO	95-93	17-8	9-W	Pippen-28	Wennington-9	Anderson-24	18,676 *
26	Dec. 29	W	NEW JERSEY	94-86	18-8	10-W	Armstrong-25	Pippen-12	Anderson-27	18,676 *
27	Dec. 30	L	@Charlotte	95-115	18-9	1-L	Pippen-23	Pippen-13	Curry-28	23,698
28	Jan. 4	W	DETROIT	97-91	19-9	1-W	Pippen-21	Pippen-11	Hunter-29	18,676 *
29	Jan. 5	L	@Orlando	90-105	19-10	1-L	Pippen-20	Grant-13	O'Neal-28	15,291
30	Jan. 7	W	@Washington	99-92	20-10	1-W	Pippen-25	Grant-15	Chapman-27	17,133
31	Jan. 8	W	DALLAS	100-81	21-10	2-W	Pippen-20	Grant-11	Jackson-25	18,392 *
32	Jan. 12	L	@Atlanta	81-92	21-11	1-L	Grant-18	Grant-11	Wilkins-19	15,273
33	Jan. 14	W	UTAH	107-91	22-11	1-W	Pippen-23	Grant-14	K. Malone-26	18,676 *
34	Jan. 15	W	HOUSTON	82-76	23-11	2-W	Pippen-25	Pippen-12	Olajuwon-29	18,676 *
35	Jan. 17	W	PHILADELPHIA	121-91	24-11	3-W	Armstrong-21	Blount-13	Bradley-18	18,182 *
36	Jan. 19	W	WASHINGTON	84-93	25-11	4-W	Armstrong-17	Pippen-11	Gugliotta-20	17,853 *
37	Jan. 21	W	INDIANA	96-95	26-11	5-W	Pippen-24	Grant-12	Miller-25	18,498 *
38	Jan. 22	W	@Indiana	90-81	27-11	6-W	Pippen-22	Grant/Wennington-8	Miller-17	16,578
39	Jan. 24	W	@Detroit	92-86	28-11	7-W	Pippen-23	Blount/Wennington-11	Dumars-25	20,249
40	Jan. 27	L	@Cleveland	84-100	28-12	1-L	Pippen-31	Cartwright-10	Price-21	20,273
41	Jan. 28	W	MILWAUKEE	113-96	29-12	1-W	Pippen-31	Pippen/Grant-8	Murdock-25	18,231 *
42	Feb. 1	W	@Denver	118-98	30-12	2-W	Pippen-28	Pippen-7	Rogers-18	17,171
43	Feb. 3	W	@Utah	94-85	31-12	3-W	Armstrong-20	Grant-7	K. Malone-24	19,911
44	Feb. 4	W	@Golden State	101-99	32-12	4-W	Pippen-30	Grant-19	Owens-21	15,025
45	Feb. 6	L	@Phoenix	88-89	32-13	1-L	Pippen-26	Grant-19	K. Johnson-22	19,023
46	Feb. 8	W	@L.A. Clippers	118-89	33-13	1-W	Pippen/Grant-22	Pippen-14	Manning-22	13,398
47	Feb. 10	W	@Milwaukee	97-80	34-13	2-W	Pippen-23	Grant-15	Day-26	18,633
48	Feb. 16	L	MIAMI	101-109	34-14	1-L	Williams-22	Pippen/Blount/Wing-6	Smith-25	18,241 *
49	Feb. 18	L	DENVER	84-109	34-15	2-L	Pippen-18	Pippen-10	Smith-28	18,452 *
50	Feb. 20	L	@New York	68-86	34-16	3-L	Pippen-25	Grant-7	Ewing-20	19,763
51	Feb. 21	W	CHARLOTTE	118-93	35-16	1-W	Pippen-30	Pippen/Grant-12	Johnson/Hawkins-16	18,676 *
52	Feb. 23	W	GOLDEN STATE	123-100	36-16	2-W	Myers-26	Grant-11	Conlon-17	18,442 *
53	Feb. 25	W	@Washington	116-94	37-16	3-W	Grant-26	Grant-13	MacLean-20	18,756
54	Feb. 26	L	INDIANA	86-96	37-17	1-L	Pippen/Armstrong-15	Grant-15	Miller-21	18,676 *
55	Feb. 28	L	CLEVELAND	81-89	37-18	2-L	Armstrong-20	Pippen-9	Price-19	18,492 *
56	Mar. 2	L	L.A. LAKERS	89-97	37-19	3-L	Pippen-24	Pippen-13	Divac-27	18,146 *
57	Mar. 4	L	PORTLAND	96-115	37-20	4-L	Pippen-22	Blount-15	Drexler-27	18,676 *
58	Mar. 6	L	@Cleveland	95-99	37-21	5-L	Myers-17	Pippen-14	Williams-23	20,273
59	Mar. 8	W	ATLANTA	116-95	38-21	1-W	Pippen-39	Pippen/Williams-6	Willis-21	18,528 *
60	Mar. 11	L	@Atlanta	77-108	38-22	1-L	Pippen-18	Pippen-8	Willis-23	16,368
61	Mar. 12	W	SACRAMENTO	111-94	39-22	1-W	Pippen-20	Pippen/Willis-Lngly-8	Richmond-22	18,676 *
62	Mar. 15	W	ORLANDO	106-98	40-22	2-W	Pippen-25	Grant-16	O'Neal-23	18,676 *
63	Mar. 16	W	@Boston	101-100	41-22	3-W	Grant-20	Grant-9	Brown-27	14,890
64	Mar. 18	W	SEATTLE	87-84	42-22	4-W	Pippen-22	Pippen-15	Gill-23	18,676 *
65	Mar. 20	W	@Minnesota	90-80	43-22	5-W	Grant-18	Pippen-11	Rider-25	19,006
66	Mar. 22	L	@New York	78-87	43-23	1-L	Pippen-25	Kukoc-7	Davis-24	19,763
67	Mar. 23	W	@Philadelphia	99-87	44-23	1-W	Pippen-31	Grant-9	Perry-19	16,150
68	Mar. 25	L	@New Jersey	87-110	44-24	1-L	Pippen-19	Grant-13	Newman-22	20,049
69	Mar. 26	W	INDIANA	90-88	45-24	1-W	Pippen-11	Smith-14	Smith-14	18,676 *
70	Mar. 29	W	PHILADELPHIA	106-103	46-24	2-W	Pippen-27	Grant-15	Weatherspoon-20	18,396 *
71	Apr. 1	W	DETROIT	102-95	47-24	3-W	Armstrong-23	Pippen-15	Elliot-26	18,676 *
72	Apr. 3	W	@Detroit	96-93	48-24	4-W	Pippen-26	Pippen-9	Thomas-17	19,151
73	Apr. 5	W	WASHINGTON	114-88	49-24	5-W	Pippen-22	Williams-14	Cheaney-19	18,487 *
74	Apr. 8	W	@Indiana	100-94	50-24	6-W	Pippen-21	Grant-14	Smith-25	16,185
75	Apr. 9	W	MILWAUKEE	125-99	51-24	7-W	Williams-21	Pippen-10	Norman-20	18,676 *
76	Apr. 12	W	NEW JERSEY	111-105	52-24	8-W	Pippen-25	Williams-10	Edwards-21	18,676 *
77	Apr. 13	W	@Miami	96-90	53-24	9-W	Pippen-27	Pippen/Longley-7	Rice/Salley/Smith-16	15,200
78	Apr. 15	W	@Charlotte	88-85	54-24	10-W	Pippen-24	Grant-16	Curry-20	23,698
79	Apr. 17	L	@Orlando	101-118	54-25	1-L	Pippen-34	Pippen/Longley-9	O'Neal-32	15,291
80	Apr. 18	W	ATLANTA	87-70	55-25	1-W	Grant/Kerr-14	Grant-15	Manning-16	18,676 *
81	Apr. 22	L	BOSTON	94-104 (2 OT)	55-26	1-L	Pippen-30	Pippen-16	Brown-40	18,676 *
82	Apr. 24	L	NEW YORK	76-92	55-27	2-L	Pippen-26	Pippen/Williams-7	Ewing-25	18,676 *

* home sellout



LEFT TO RIGHT: (front row): B.J. Armstrong, Steve Kerr, Pete Myers, Horace Grant, Scottie Pippen, Jo Jo English, John Paxson. (middle row): Corie Blount, Toni Kukoc, Will Perdue, Luc Longley, Bill Wennington, Bill Cartwright, Scott Williams. (back row): Equipment Manager John Ligmanowski, Trainer Chip Schaefer, Assistant Coach Johnny Bach, Head Coach Phil Jackson, Assistant Coach Jim Cleamons, Assistant Coach Tex Winter.

DRAFT: First round, Corie Blount (Cincinnati); second round, Anthony Reed (Tulane).

RECORD: 55-27 (SECOND PLACE)

REGULAR SEASON: Michael Jordan retired prior to opening day on 10/06/93 ... fifth straight 50-plus win season ... 31-10 home record marked seventh straight season of 30-plus Stadium wins ... 24-17 road record ranked as second-best in the Eastern Conference, third-best in the NBA ... 24 road wins marked the fourth straight year of plus-.500 road record ... Bulls made NBA history when the team had two players complete four-point plays (Scottie Pippen, Pete Myers) in one game (03/08/94 vs. Atlanta).

PLAYOFFS: Swept Cleveland 3-0 in the first round ... eliminated 4-3 by New York in Eastern Conference Semifinals.

HONORS: For first time in team history, the Bulls had three players on the NBA All-Star Team (Scottie Pippen, B.J. Armstrong and Horace Grant) ... B.J. Armstrong and Steve Kerr participated in the AT&T Long Distance Shootout on NBA All-Star Weekend ... Pippen became second Bull ever to be named All-Star MVP (Michael Jordan was All-Star MVP in 1988) ... Toni Kukoc played in first-ever All-Star Rookie game ... Bulls' home sellout streak reached 340 games (includes regular season and playoffs - 283 and 57, respectively).



GAME	DATE	W-L	OPPONENT	SCORE BULLS-OPP.	TOTAL RECORD	SK	BULLS H.I. SCORER	BULLS H.I. REBOUNDER	OPPONENT H.I. SCORER
1	Nov. 4	W	CHARLOTTE	89-83	1-0	1-W	Pippen-22	Perdue-12	Johnson-17
2	Nov. 5	L	WASHINGTON	99-100 (OT)	1-1	1-L	Pippen-29	Pippen-14	Chapman-26
3	Nov. 7	W	PHILADELPHIA	98-83	2-1	1-W	Kukoc-28	Pippen-10	Malone-25
4	Nov. 9	L	@New Jersey	109-110	2-2	1-L	Pippen-28	Perdue-9	Benjamin-22
5	Nov. 11	W	@Minnesota	112-100	3-2	1-W	Pippen-22	Krysi/Pipn/Perd-8	King-17
6	Nov. 12	L	DALLAS	120-124 (OT)	3-3	1-L	Pippen-26	Perdue-12	Mashburn-50
7	Nov. 16	W	@San Antonio	94-92	4-3	1-W	Harper-27	Pippen-7	Robinson-30
8	Nov. 17	L	@Houston	83-106	4-4	1-L	Pippen-15	Pippen/Wennington-6	Olajuwon-29
9	Nov. 19	W	@Dallas	111-85	5-4	1-W	Pippen-36	Pippen-14	Jackson-18
10	Nov. 22	W	@L.A. Clippers	105-93	6-4	2-W	Harper-21	Pippen-8	Murray-16
11	Nov. 23	L	@Denver	111-113	6-5	1-L	Pippen-29	Blount/Fostr/Wngtn-6	Rogers-31
12	Nov. 25	L	@Utah	94-124	6-6	2-L	Pippen-15	Simpkins-7	Malone-27
13	Nov. 30	W	PHOENIX	118-105	7-6	1-W	Pippen-35	Pippen-9	Barkley-22
14	Dec. 2	L	ATLANTA	81-82	7-7	1-L	Armstrong/Kukoc-19	Pippen-11	Augmon-20
15	Dec. 3	W	BOSTON	125-109	8-7	1-W	Pippen-26	Kukoc/Perdue-7	Montrous-18
16	Dec. 5	L	NEW JERSEY	94-99	8-8	1-L	Pippen-23	Pippen-13	Gilliam-24
17	Dec. 9	W	@Detroit	117-96	9-9	1-W	Armstrong-22	Wennington-9	Hunter/Miller-18
18	Dec. 10	L	@Milwaukee	103-106	9-10	1-L	Armstrong-21	Pippen-16	Newman-21
19	Dec. 13	W	DETROIT	98-78	10-9	1-W	Pippen-31	Perdue-9	Dumars/Mills-16
20	Dec. 16	W	@Atlanta	85-80	11-9	2-W	Pippen-22	Pippen-8	Blaylock-21
21	Dec. 17	L	UTAH	89-97	11-10	1-L	Kukoc-19	Pippen-7	Malone-30
22	Dec. 19	L	CLEVELAND	63-77	11-11	2-L	Pippen-14	Kukoc/Pippen-7	Williams-18
23	Dec. 21	L	@Indiana	99-107	11-12	3-L	Armstrong-27	Kukoc/Wennington-9	Smits-25
24	Dec. 23	W	INDIANA	116-92	12-12	1-W	Kukoc-27	Pippen-11	McKey-17
25	Dec. 25	W	NEW YORK	107-104 (OT)	13-12	2-W	Pippen-36	Pippen-16	Ewing-30
26	Dec. 27	L	L.A. CLIPPERS	92-95	13-13	1-L	Kukoc-21	Perdue-15	Richardson-21
27	Dec. 28	W	@Boston	105-97	14-13	1-W	Kukoc-27	Pippen-11	Edwards-19
28	Dec. 30	W	MIAMI	133-88	15-13	2-W	Armstrong-26	Pippen-7	Reeves-19
29	Jan. 4	W	DENVER	86-80	16-13	3-W	Pippen-21	Perdue-11	Murton-18
30	Jan. 6	L	SEATTLE	101-108	16-14	1-L	Kukoc-32	Kukoc-6	Kemp/Schrempf-23
31	Jan. 7	L	@Cleveland	78-82	16-15	2-L	Armstrong-17	Blount/Kukoc-5	Brandon-24
32	Jan. 10	W	ORLANDO	109-77	17-15	1-W	Pippen-26	Pippen-10	O'Neal-17
33	Jan. 11	W	@Philadelphia	115-77	18-15	2-W	Pippen-21	Blount-9	Wright-21
34	Jan. 13	L	SACRAMENTO	79-89	18-16	1-L	Kukoc-19	Blount-8	Polynice-25
35	Jan. 14	L	@Charlotte	85-96	18-17	2-L	Pippen-19	Pippen-11	Johnson-22
36	Jan. 16	L	@Washington	101-109	18-18	3-L	Armstrong-26	Kukoc/Pippen-10	Cheaney-23
37	Jan. 18	L	MILWAUKEE	93-97	18-19	4-L	Kerr-19	Longley-10	Robinson-24
38	Jan. 20	W	MINNESOTA	93-86	19-19	1-W	Armstrong-22	Perdue-12	Stackfield-18
39	Jan. 22	W	HOUSTON	100-81	20-19	2-W	Armstrong-20	Perdue-11	Horry-19
40	Jan. 24	L	SAN ANTONIO	102-104 (OT)	20-20	1-L	Kukoc-28	Kukoc-8	Robinson-30
41	Jan. 26	L	@Orlando	99-102	20-21	2-L	Blount-16	Kukoc-6	O'Neal-37
42	Jan. 29	W	GOLDEN STATE	116-94	21-21	1-W	Pippen-27	Pippen-11	Hardaway-18
43	Jan. 31	W	@L.A. Lakers	119-115	22-21	2-W	Pippen-34	Pippen-19	Van Exel-27
44	Feb. 2	L	@Sacramento	68-88	22-22	1-L	Pippen-22	Pippen-11	Williams-20
45	Feb. 3	L	@Phoenix	100-110	22-23	2-L	Pippen-28	Pippen-11	Manning-30
46	Feb. 5	W	@Golden State	97-93	23-23	1-W	Pippen-35	Pippen-11	Hardaway-28
47	Feb. 8	L	@Portland	103-116	23-24	1-L	Pippen-26	Pippen-10	C. Robinson-28
48	Feb. 9	L	@Seattle	118-126 (OT)	23-25	2-L	Harper-26	Perdue-13	Kemp-30
49	Feb. 15	W	WASHINGTON	107-82	24-25	1-W	Pippen-24	Kukoc-12	Howard/Webber-22
50	Feb. 17	W	DETROIT	117-102	25-25	2-W	Kukoc-33	Kukoc/Perdue-11	Houston-33
51	Feb. 18	L	@Milwaukee	111-118	25-26	1-L	Kukoc-27	Longley/Perdue-5	Baker-27
52	Feb. 20	L	@Charlotte	104-115	25-27	2-L	Pippen-28	Burl/Hwkn/Johns-23	23,698
53	Feb. 21	W	@Atlanta	105-88	26-27	1-W	Kukoc-21	Perdue-11	Blaylock-22
54	Feb. 24	L	@Miami	83-91	26-28	1-L	Pippen-22	Pippen-7	Rice-24
55	Feb. 26	L	@Orlando	103-105	26-29	2-L	Kukoc-22	Pippen-14	Hardaway-39
56	Feb. 27	W	NEW JERSEY	108-86	27-29	1-W	Pippen-31	Longley/Pippen-9	Coleman-17
57	Mar. 1	W	MIAMI	111-85	28-29	2-W	Pippen-27	Pippen-10	Owens-20
58	Mar. 2	L	@New York	89-93	28-30	1-L	Pippen-28	Pippen-14	Mason-26
59	Mar. 4	W	@Philadelphia	106-94	29-30	1-W	Kukoc-21	Perdue-12	Barros-26
60	Mar. 6	W	PORTLAND	103-93	30-30	2-W	Armstrong-27	Kukoc-7	Thorpe-21
61	Mar. 10	W	CLEVELAND	99-76	31-30	3-W	Kukoc-19	Longley/Perdue-9	Hill-13
62	Mar. 11	L	L.A. LAKERS	105-108	31-31	1-L	Pippen-40	Perdue-8	Peeler-22
63	Mar. 14	W	@Washington	108-93	32-31	1-W	Pippen-30	Pippen-10	Murasan-21
64	Mar. 15	W	ATLANTA	99-86	33-31	2-W	Pippen-20	Kukoc-13	Norman-21
65	Mar. 17	W	MILWAUKEE	87-86	34-31	3-W	Pippen-27	Perdue-12	Day/Nwmm/Robns-16
66	Mar. 19	L	@Indiana	96-103 (OT)	34-32	1-L	Pippen-31	Blount-8	Miller-28
67	Mar. 22	W	@Boston	124-107	35-32	1-W	Jordan-27	Pippen-8	Douglas-23
68	Mar. 24	L	ORLANDO	99-106	35-33	1-L	Armstrong-23	Longley-8	O'Neal-24
69	Mar. 25	W	@Atlanta	99-98	36-33	1-W	Jordan-32	Pippen-10	Blaylock-20
70	Mar. 28	W	@New York	113-111	37-33	2-W	Jordan-55	Kukoc/Pippen-9	Ewing-36
71	Mar. 30	W	BOSTON	100-82	38-33	3-W	Jordan-23	Jordan-11	Strong-17
72	Apr. 1	W	PHILADELPHIA	91-84	39-33	4-W	Pippen-18	Kukoc/Pippen-10	Weatherspoon-27
73	Apr. 5	W	@New Jersey	108-101	40-33	5-W	Jordan-37	Jordan-11	Gilliam-27
74	Apr. 7	W	CLEVELAND	97-88	41-33	6-W	Jordan-29	Jrdn/Lngly/Pipn-9	Phills-22
75	Apr. 9	L	@Cleveland	78-79	41-34	1-L	Jordan-21	Jordan-9	Priest-20
76	Apr. 11	W	INDIANA	96-89	42-34	1-W	Jordan-25	Jordan/Perdue-11	Smits-26
77	Apr. 12	W	@Detroit	124-113	43-34	2-W	Jordan-29	Longley-11	Houston-31
78	Apr. 16	W	NEW YORK	111-90	44-34	3-W	Pippen-29	Perdue-10	Smith-22
79	Apr. 17	W	@Miami	98-93	45-34	4-W	Jordan-31	Jordan-8	Reeves-27
80	Apr. 20	W	DETROIT	120-105	46-34	5-W	Pippen-20	Kukoc-7	Mills-26
81	Apr. 22	W	CHARLOTTE	116-100	47-34	6-W	Kukoc/Jordan-19	Longley/Pippen-7	Johnson-29
82	Apr. 23	L	@Milwaukee	100-104	47-35	1-L	Jordan-33	Jordan/Longley-11	Robinson-36

* home sellout



LEFT TO RIGHT: (front row): Scottie Pippen, Steve Kerr, Pete Myers, Corie Blount, Dickey Simpkins, Ron Harper, Jud Buechler, B.J. Armstrong. (middle row): VP/Basketball Operations Jerry Krause, Strength & Conditioning Asst. Erik Helland, Toni Kukoc, Will Perdue, Luc Longley, Bill Wennington, Larry Krystkowiak, Strength & Conditioning Consultant Al Vermell, Equipment Mgr. John Ligmanowski. (back row): Scout Clarence Gaines, Jr., Trainer Chip Schaefer, Asst. Coach Jimmy Rodgers, Asst. Coach Jim Cleamons, Head Coach Phil Jackson, Asst. Coach Tex Winter, Scout Jim Stack, European Scout Ivica Dukan. Inset: Michael Jordan.

DRAFT: First round, Dickey Simpkins (Providence); second round, Kris Bruton (Benedict).

RECORD: 47-35 (THIRD PLACE)

REGULAR SEASON: Opened the United Center, playing the first-ever regular season game on 11/04/94 versus the Charlotte Hornets ... clinched 11th straight playoff berth (04/09/95) ... set a home season attendance record with nearly one million (926,278) fans attending ... Head Coach Phil Jackson reached his 300th career coaching victory (11/19/94 at Dallas) ... Scottie Pippen scored his 10,000th NBA career point (01/13/95 vs. Sacramento) ... Michael Jordan returned to the NBA and the Chicago Bulls (03/18/95) and played his first game back (03/19/95) at Indiana.

PLAYOFFS: Defeated Charlotte 3-1 in the first round ... eliminated 4-2 in the Eastern Conference Semifinals by Orlando.

HONORS: Scottie Pippen selected as a starter to the NBA All-Star Team ... Steve Kerr participated in the AT&T Long Distance Shootout on NBA All-Star Weekend ... Scottie Pippen named to the All-NBA First Team and was the leading vote-getter of the All-Defensive Team ... Bulls' home sellout streak reached 386 games (includes regular season and playoffs - 324 and 62, respectively).



GAME	DATE	W-L	OPPONENT	SCORE BULLS-OPP.	TOTAL RECORD	SK	BULLS HI. SCORER	BULLS HI. REBOUNDER	OPPONENT HI. SCORER	GAME ATTEN.
1	Nov. 3	W	CHARLOTTE	105-91	1-0	1-W	Jordan-42	Rodman-11	Johnson-19	23,862*
2	Nov. 4	W	BOSTON	107-85	2-0	2-W	Pippen-21	Longley/Rodman-8	Radja-14	23,608*
3	Nov. 7	W	TORONTO	107-108	3-0	3-W	Jordan-38	Rodman-13	Anderson-23	23,102*
4	Nov. 9	W	@Cleveland	106-98	4-0	4-W	Jordan-29	Pippen-13	Phillips-26	20,562
5	Nov. 11	W	PORTLAND	110-106	5-0	5-W	Jordan-36	Pippen-9	C. Robinson-39	23,384*
6	Nov. 14	L	@Orlando	88-94	5-1	1-L	Jordan-23	Pippen-10	Hardaway-36	17,248
7	Nov. 15	W	CLEVELAND	113-94	6-1	1-W	Pippen-27	Caffey-8	Brandon-22	23,257*
8	Nov. 17	W	NEW JERSEY	109-94	7-1	2-W	Kukoc-19	Longley-8	Fleming/Williams-14	23,312*
9	Nov. 21	W	@Dallas	108-102 (OT)	8-1	3-W	Jordan-36	Pippen-12	Kidd-25	17,502
10	Nov. 22	W	@San Antonio	103-94	9-1	4-W	Jordan-38	Longley-11	Robinson-26	35,888
11	Nov. 24	W	@Utah	90-85	10-1	5-W	Jordan-34	Longley-10	Stockton-23	19,911
12	Nov. 26	L	@Seattle	92-97	10-2	1-L	Jordan-22	Pippen-12	Payton-26	17,072
13	Nov. 27	W	@Portland	107-104	11-2	1-W	Jordan-33	Pippen/Wennington-5	Sabonis-23	21,401
14	Nov. 30	W	@Vancouver	94-88	12-2	2-W	Jordan-29	Longley-10	Anthony-27	19,193
15	Dec. 2	W	@L.A. Clippers	104-99	13-2	3-W	Jordan-37	Pippen-13	Williams-24	18,321
16	Dec. 6	W	NEW YORK	101-94	14-2	4-W	Jordan/Pippen-22	Rodman-20	Starks-25	23,828*
17	Dec. 8	W	SAN ANTONIO	106-87	15-2	5-W	Jordan-28	Rodman-21	Robinson-30	23,802*
18	Dec. 9	W	@Milwaukee	118-106	16-2	5-W	Jordan-45	Rodman-21	Robinson-39	18,633
19	Dec. 13	W	ORLANDO	112-103	17-2	6-W	Jordan-36	Rodman-19	Hardaway-26	23,895*
20	Dec. 14	W	@Atlanta	127-108	18-2	7-W	Pippen-30	Rodman-10	Augmon/Smith-17	16,378
21	Dec. 16	W	L.A. LAKERS	108-88	19-2	8-W	Pippen-33	Rodman-15	Ceballos-27	23,824*
22	Dec. 18	W	@Boston	123-114	20-2	9-W	Jordan/Pippen-37	Rodman-17	Radja-23	18,624
23	Dec. 19	W	DALLAS	114-101	21-2	10-W	Jordan-32	Rodman-13	Dumas-24	23,208*
24	Dec. 22	W	TORONTO	113-104	22-2	11-W	Jordan-27	Jordan-10	Tabak-24	22,987*
25	Dec. 23	W	UTAH	100-86	23-2	12-W	Jordan-30	Rodman-12	Malone-22	23,906*
26	Dec. 26	L	@Indiana	97-103	23-3	1-L	Jordan-30	Rodman-11	Smits-26	16,728
27	Dec. 29	W	INDIANA	120-93	24-3	1-W	Jordan-29	Rodman-16	Johnson-24	23,739*
28	Dec. 30	W	ATLANTA	95-93	25-3	2-W	Jordan-33	Rodman-21	Smith-20	23,587*
29	Jan. 3	W	HOUSTON	100-86	26-3	3-W	Jordan-38	Rodman-15	Olajuwon-23	23,854*
30	Jan. 4	W	@Charlotte	117-93	27-3	4-W	Jordan-27	Rodman-11	Rice-26	24,042
31	Jan. 6	W	MILWAUKEE	113-84	28-3	5-W	Jordan-32	Rodman-16	Robinson-23	23,801*
32	Jan. 10	W	SEATTLE	113-87	29-3	6-W	Jordan-35	Jordan-14	Kemp-17	23,877*
33	Jan. 13	W	@Philadelphia	120-93	30-3	7-W	Jordan-48	Rodman-18	Wright-22	18,168
34	Jan. 15	W	@Washington	116-109	31-3	8-W	Jordan-46	Rodman-15	B. Price-30	18,756
35	Jan. 16	W	PHILADELPHIA	116-104	32-3	9-W	Jordan-32	Rodman-21	Stackhouse-24	23,587*
36	Jan. 18	W	@Toronto	92-89	33-3	10-W	Jordan-38	Rodman-13	Stoudamire-26	36,118
37	Jan. 21	W	@Detroit	111-96	34-3	11-W	Jordan-36	Rodman-9	Hill-24	21,454
38	Jan. 23	W	@New York	99-79	35-3	12-W	Jordan-33	Rodman-13	Starks-15	19,763
39	Jan. 24	W	VANCOUVER	104-84	36-3	13-W	Pippen-30	Rodman-16	Reeves-23	23,652*
40	Jan. 26	W	MIAMI	102-80	37-3	14-W	Jordan-25	Rodman-16	Thomas-13	23,814*
41	Jan. 28	W	PHOENIX	93-82	38-3	15-W	Jordan-31	Rodman-20	Barkley-20	23,927*
42	Jan. 30	W	@Houston	98-87	39-3	16-W	Pippen-28	Pippen-12	Olajuwon-31	16,285
43	Feb. 1	W	@Sacramento	105-85	40-3	17-W	Jordan-27	Rodman-21	Richmond-30	17,317
44	Feb. 2	W	@L.A. Lakers	99-84	41-3	18-W	Pippen-30	Rodman-23	Ceballos-23	17,505
45	Feb. 4	L	@Denver	99-105	41-4	1-L	Jordan-39	Rodman-12	Abdul-Rauf-32	17,171
46	Feb. 6	L	@Phoenix	96-106	41-5	2-L	Jordan-28	Rodman-14	Barkley-35	19,023
47	Feb. 7	W	@Golden State	99-95	42-5	1-W	Jordan-40	Rodman-18	Smith-23	15,025
48	Feb. 13	W	WASHINGTON	111-98	43-5	2-W	Jordan-32	Rodman-16	Howard-28	23,494*
49	Feb. 15	W	@Detroit	112-109 (OT)	44-5	3-W	Jordan-32	Rodman-19	Houston-27	21,454
50	Feb. 16	W	@Minnesota	103-100	45-5	4-W	Jordan-45	Rodman-19	Rider-29	20,214
51	Feb. 18	W	@Indiana	110-102	46-5	5-W	Jordan-44	Rodman-23	Miller-24	16,770
52	Feb. 20	W	CLEVELAND	102-76	47-5	6-W	Harper-22	Rodman-15	Brandon-21	23,604*
53	Feb. 22	W	@Atlanta	96-91	48-5	7-W	Jordan-34	Rodman-20	Blaylock-26	16,378
54	Feb. 23	L	@Miami	104-113	48-6	1-L	Jordan-31	Rodman-11	Chapman-39	15,200
55	Feb. 25	W	ORLANDO	111-91	49-6	1-W	Kukoc-24	Rodman-17	O'Neal-33	24,102*
56	Feb. 27	W	MINNESOTA	120-99	50-6	2-W	Jordan-35	Rodman-24	Garnett/Rider-20	23,716*
57	Mar. 1	W	GOLDEN STATE	110-87	51-6	3-W	Pippen-25	Rodman-17	Spurrell-26	23,596*
58	Mar. 2	W	BOSTON	107-75	52-6	4-W	Jordan-21	Rodman-15	Barros-12	23,721*
59	Mar. 5	W	MILWAUKEE	115-106	53-6	5-W	Jordan-33	Rodman-9	Robinson-22	23,547*
60	Mar. 7	W	DETROIT	102-81	54-6	6-W	Jordan-53	Houston-21	Robinson-21	23,369*
61	Mar. 10	L	@New York	72-104	54-7	1-L	Jordan-32	Rodman-10	Ewing-26	19,763
62	Mar. 13	W	WASHINGTON	103-86	55-7	1-W	Jordan-37	Rodman-14	Howard/Muresan-17	23,652*
63	Mar. 15	W	DENVER	108-87	56-7	2-W	Jordan-33	Rodman-15	McDyess-22	23,692*
64	Mar. 16	W	@New Jersey	97-93	57-7	3-W	Jordan-37	Jordan-16	Gilliam-21	20,049
65	Mar. 18	W	@Philadelphia	99-94	58-7	4-W	Jordan-38	Jordan-11	Stackhouse-31	18,168
66	Mar. 19	W	SACRAMENTO	89-67	59-7	5-W	Jordan-20	Jordan-9	Richmond-23	23,312*
67	Mar. 21	W	NEW YORK	107-86	60-7	6-W	Jordan-36	Jordan-11	Ewing-20	23,802*
68	Mar. 24	L	@Toronto	108-109	60-8	1-L	Jordan-36	Jrdn/Kuko/Pipen-9	Stoudamire-30	36,131
69	Mar. 28	W	ATLANTA	111-80	61-8	1-W	Kukoc-24	Pippen-11	Smith-18	23,642*
70	Mar. 30	W	L.A. CLIPPERS	106-85	62-8	2-W	Pippen-22	Jordan/Kukoc-9	Vaught-14	23,764*
71	Apr. 2	W	@Miami	110-92	63-8	3-W	Jordan/Pippen-32	Rodman-13	Mourning-24	15,200
72	Apr. 4	W	MIAMI	100-92	64-8	4-W	Jordan-40	Rodman-12	Hardaway/Williams-20	23,702*
73	Apr. 5	W	@Charlotte	126-92	65-8	5-W	Pippen-28	Rodman-17	Hancock/Johnson-14	24,042
74	Apr. 7	W	@Orlando	90-86	66-8	6-W	Jordan-27	Pippen/Rodman-13	Hardaway-25	17,248
75	Apr. 8	L	CHARLOTTE	97-88	66-9	1-L	Jordan-40	Rodman-17	Anderson-20	23,590*
76	Apr. 11	W	@New Jersey	113-100	67-9	1-W	Jordan-17	Rodman-12	Childs-23	20,049
77	Apr. 12	W	PHILADELPHIA	112-82	68-9	2-W	Jordan-23	Rodman-16	Maxwell-18	23,633*
78	Apr. 14	W	@Cleveland	98-72	69-9	3-W	Jordan-32	Jordan-12	Brandon-21	20,562
79	Apr. 16	W	@Milwaukee	86-80	70-9	4-W	Jordan-22	Rodman-19	Baker-28	18,633
80	Apr. 18	W	DETROIT	110-79	71-9	5-W	Jordan-30	Rodman-18	Hunter-19	23,514*
81	Apr. 20	L	INDIANA	99-100	71-10	1-L	Jordan-24	Rodman-15	Smith-17	23,784*
82	Apr. 21	W	@Washington	103-93	72-10	1-W	Jordan-26	Rodman-11	Howard-27	18,756

* home sellout



LEFT TO RIGHT: (front row): Toni Kukoc, Luc Longley, Dennis Rodman, Michael Jordan, Scottie Pippen, Ron Harper, Steve Kerr. (middle row): Equipment Mgr. John Logmanowski, Jud Buechler, Jason Caffey, James Edwards, Bill Wennington, Dickey Simpkins, Jack Haley, Randy Brown, Trainer Chip Schaefer. (back row): VP/Basketball Operations Jerry Krause, Scout Clarence Gaines, Jr., Asst. Coach John Paxson, Asst. Coach Jimmy Rodgers, Asst. Coach Jim Clemons, Head Coach Phil Jackson, Asst. Coach Tex Winter, Scout Jim Stack, Strength & Cond. Consultant Al Vermeil, Strength & Cond. Assistant Erik Helland, not pictured: John Salley, European Scout Ivica Dukan.

DRAFT: First Round, Jason Caffey (Alabama); second round, Dragan Tarlac (Greece).

RECORD: 72-10 (FIRST PLACE)

REGULAR SEASON: Finished season with the then-best record in NBA history at 72-10 ... became first team in NBA history to win 70 games with the 86-80 win at Milwaukee on 04/16/96 ... set club record for most consecutive home victories at the start of the season with four ... set NBA record for most consecutive home games won in the regular season with 44 ... finished the season with club road record of 33-8 ... set club record for most consecutive regular season road wins with nine ... set club record for consecutive regular-season win streak with 18 ... set new NBA record for the best record for a team, reaching 50 wins with the fewest losses (50-6) ... Michael Jordan (44) and Scottie Pippen (40) became the first Bulls (and ninth pair in NBA history) to score 40 or more points in a game on 02/18/96 at Indiana ... Phil Jackson became the 26th coach in NBA history to reach 400 career coaching victories with a 98-94 win over the 76ers on 03/18/96 at Philadelphia ... Jordan scored his 23,000th career point (01/13/96) and his 24,000th career point (03/18/96) at Philadelphia ... Jordan passed Jerry Sloan as the Bulls' all-time career leader in games played (697) on 11/27/95 at Portland ... Jordan became the fourth player in NBA history to record 2,000 career steals (04/04/96 vs. Miami).

PLAYOFFS: Won franchise's fourth NBA title, defeating Seattle (4-2) in the NBA Finals ... swept Miami in the first round 3-0 ... defeated New York 4-1 in Eastern Conference Semifinals ... swept Orlando in the Eastern Conference Finals 4-0.

HONORS: Michael Jordan captured his eighth scoring title with a 30.4 average ... Jordan named 1996 NBA MVP, All-Star MVP and Finals MVP ... Dennis Rodman captured fifth consecutive rebounding title with a 14.9 average ... Scottie Pippen named a starter to the 1996 NBA All-Star Game ... Jordan and Pippen selected to 1995-96 All-NBA First Team ... Jordan, Pippen and Rodman selected to 1995-96 NBA All-Defensive Team ... Steve Kerr participated in the AT&T Shootout during NBA All-Star Weekend ... Toni Kukoc named winner of the NBA Sixth Man Award ... Phil Jackson named NBA Coach of the Year ... Jerry Krause named NBA Executive of the Year ... Bulls' home sellout streak reached 437 games (includes regular season and playoffs - 365 and 72 respectively).



GAME	DATE	W-L	OPPONENT	SCORE BULLS-OPP.	TOTAL RECORD	SK	BULLS HI. SCORER	BULLS HI. REBOUNDER	OPPONENT HI. SCORER	GAME ATTN.
1	Nov. 1	W	@Boston	107-98	1-0	1-W	Jordan-30	Rodman-13	Barros-24	18,624
2	Nov. 2	W	PHILADELPHIA	115-86	2-0	2-W	Jordan-27	Rodman-12	MacLean-16	24,040 *
3	Nov. 5	W	VANCOUVER	96-73	3-0	3-W	Rodman-22	Rodman-19	Anthony-13	23,726 *
4	Nov. 6	W	@Miami	106-100	4-0	4-W	Jordan-50	Rodman-22	Mourning-33	15,200
5	Nov. 8	W	@Detroit	98-80	5-0	5-W	Kuko/Lngly/Pipn-16	Rodman-20	Dumars-22	21,454
6	Nov. 9	W	BOSTON	104-92	6-0	6-W	Jordan-27	Pippen-12	Day-20	23,813 *
7	Nov. 11	W	PHOENIX	97-79	7-0	7-W	Rodman-26	Rodman-22	Finley-17	23,807 *
8	Nov. 13	W	MIAMI	103-71	8-0	8-W	Jordan-28	Rodman-19	Mourning-20	23,889 *
9	Nov. 15	W	@Charlotte	110-87	9-0	9-W	Jordan-38	Rodman-17	Rice-21	24,042
10	Nov. 16	W	ATLANTA	97-69	10-0	10-W	Jordan-25	Rodman-15	Laethner-17	23,938 *
11	Nov. 20	W	@Phoenix	113-99	11-0	11-W	Jordan/Pippen-37	Rodman-16	Finley-17	19,023
12	Nov. 21	W	@Denver	110-92	12-0	12-W	Jordan-31	Jrdn/Rdman/Kuko-7	Stith-20	17,171
13	Nov. 23	L	@Utah	100-105	12-1	1-L	Jordan-44	Rodman-10	Malone-36	19,931
14	Nov. 25	W	@L.A. Clippers	88-84	13-1	1-W	Jordan-40	Rodman-14	Roberts-15	16,144
15	Nov. 29	W	@Dallas	116-97	14-1	2-W	Jordan-36	Rodman-19	Gatling-35	18,042
16	Nov. 30	W	@San Antonio	97-88	15-1	3-W	Jordan-35	Rodman-14	D. Williams-25	37,058
17	Dec. 3	W	@Milwaukee	107-104	16-1	4-W	Jordan-40	Rodman-12	G. Robinson-21	18,633
18	Dec. 5	W	L.A. CLIPPERS	114-96	17-1	5-W	Pippen-25	Rodman-14	Richardson-20	23,687 *
19	Dec. 7	L	MIAMI	88-83	17-2	1-L	Jordan-37	Rodman-18	Mourning-20	23,861 *
20	Dec. 8	L	@Toronto	89-87	17-3	2-L	Pippen-28	Rodman-11	Stoudamire-31	33,385
21	Dec. 11	W	MINNESOTA	103-86	18-3	1-W	Jordan-27	Pippen-9	Gugliotta/West-19	23,505 *
22	Dec. 13	W	@New Jersey	113-92	19-3	2-W	Jordan-32	Wernington-8	Pack-25	20,049
23	Dec. 14	W	CHARLOTTE	87-82	20-3	3-W	Jordan-29	Rodman-23	Rice-25	23,771 *
24	Dec. 17	W	L.A. LAKERS	129-123 (OT)	21-3	4-W	Pippen-35	Rodman-18	Van Exel-36	23,919 *
25	Dec. 19	W	@Charlotte	93-72	22-3	5-W	Jordan-35	Rodman-14	Rice-23	24,042
26	Dec. 21	W	@Philadelphia	111-105	23-3	6-W	Jordan-31	Rodman-18	Iverson-32	20,918
27	Dec. 23	W	NEW JERSEY	113-81	24-3	7-W	Jordan-24	Rodman-17	Kittles/Gill-19	23,601 *
28	Dec. 25	W	DETROIT	95-83	25-3	8-W	Pippen-27	Rodman-22	G. Hill-27	23,744 *
29	Dec. 26	L	@Atlanta	103-108	25-4	1-L	Jordan-34	Rodman/Parish-10	Laethner-37	16,378
30	Dec. 28	W	CLEVELAND	102-87	26-4	1-W	Jordan-45	Rodman-16	Phillis-17	23,792 *
31	Dec. 30	W	INDIANA	81-79	27-4	2-W	Jordan-28	Rodman-21	H. Miller/E. Johnson-13	23,692 *
32	Jan. 3	W	ORLANDO	110-89	28-4	3-W	Jordan-22	Rodman-22	Selkaly-20	23,904 *
33	Jan. 6	W	UTAH	102-89	29-4	4-W	Pippen-24	Rodman-16	Malone-27	23,882 *
34	Jan. 10	W	@Milwaukee	116-101	30-4	5-W	Jordan-33	Rodman-26	G. Robinson-35	18,717
35	Jan. 11	W	HOUSTON	110-86	31-4	6-W	Jordan-32	Rodman-18	Olajuwon-29	24,196 *
36	Jan. 14	W	WASHINGTON	108-107	32-4	7-W	Jordan-39	Rodman-18	Webber-33	23,891 *
37	Jan. 15	W	@Minnesota	112-102	33-4	8-W	Pippen-29	Rodman-15	Garnett/Marbury-21	20,113
38	Jan. 17	W	MILWAUKEE	100-73	34-4	9-W	Kuko/Jordan-24	Longley-8	V. Baker-36	23,898 *
39	Jan. 19	L	@Houston	86-102	34-5	1-L	Jordan-14	Pippen-12	Olajuwon-32	16,286
40	Jan. 21	W	NEW YORK	88-87	35-5	1-W	Jordan-51	Pippen-12	Ewing-19	23,902 *
41	Jan. 23	W	@Cleveland	87-71	36-5	2-W	Jordan-32	Pippen-10	Brandon-21	20,562
42	Jan. 25	W	TORONTO	110-98	37-5	3-W	Jordan-24	Caffey-6	Stoudamire-26	23,913 *
43	Jan. 28	W	@Vancouver	111-96	38-5	4-W	Jordan-28	Pippen-10	Abdur-Rahim-24	19,193
44	Jan. 30	W	@Sacramento	111-93	39-5	5-W	Jordan-32	Longley-11	Richmond-28	17,317
45	Jan. 31	W	@Golden State	115-92	40-5	6-W	Pippen-32	Pippen-10	Sprewell-18	18,747
46	Feb. 2	W	@Seattle	91-84	41-5	7-W	Jordan-45	Payton-24	Rider-19	17,072
47	Feb. 4	W	@Portland	88-84	42-5	8-W	Jordan-36	Pippen-8	Campbell-34	21,538
48	Feb. 5	L	@L.A. Lakers	90-106	42-6	1-L	Kuko-6	Rodman-14	Rice-32	23,884 *
49	Feb. 11	W	CHARLOTTE	103-100	43-6	1-W	Jordan-43	Rodman-14	Laethner/S. Smith-21	16,378
50	Feb. 14	W	@Atlanta	89-88	44-6	2-W	Jordan-30	Rodman-12	Hardaway-20	23,919 *
51	Feb. 16	W	ORLANDO	110-89	45-6	3-W	Pippen-22	Rodman-13	D. Ellis-27	23,874 *
52	Feb. 18	W	DENVER	134-123	46-6	4-W	Pippen-47	Rodman-13	Howard-25	18,756
53	Feb. 21	W	@Washington	103-89	47-6	5-W	Jordan-36	Rodman-12	J. Smith-19	23,917 *
54	Feb. 22	W	GOLDEN STATE	120-87	48-6	6-W	Jordan-34	Rodman-12	Trent-14	23,841 *
55	Feb. 24	W	PORTLAND	116-89	49-6	7-W	Jordan-37	Rodman-15	Brandon-23	20,562
56	Feb. 27	L	@Cleveland	70-73	49-7	1-L	Jordan-23	Rodman-16	Abdul-Rauf-26	23,836 *
57	Feb. 28	W	SACRAMENTO	126-108	50-7	1-W	Jordan-35	Rodman-11	G. Robinson-23	23,894 *
58	Mar. 3	W	MILWAUKEE	108-90	51-7	2-W	Jordan-31	Caffey/Longley-10	M. Williams-19	23,841 *
59	Mar. 5	W	SAN ANTONIO	111-69	52-7	3-W	Pippen-19	Rodman-18	R. Miller-27	23,902 *
60	Mar. 7	W	INDIANA	104-96	53-7	4-W	Jordan-38	Rodman-19	Ewing-32	19,763
61	Mar. 9	L	@New York	93-97	53-8	1-L	Jordan-36	Rodman-19	E. Williams-27	18,624
62	Mar. 11	W	@Boston	117-106	54-8	1-W	Jordan-32	Rodman-16	Iverson-37	21,061
63	Mar. 12	W	@Philadelphia	106-104	55-8	2-W	Pippen-31	Rodman-17	Cassell-29	20,049
64	Mar. 14	L	@New Jersey	98-99	55-9	1-L	Jordan-36	Rodman-17	Laethner-22	23,984 *
65	Mar. 15	W	ATLANTA	99-79	56-9	1-W	Pippen-17	Rodman-14	Hawkins-23	23,989 *
66	Mar. 18	W	SEATTLE	89-87 (OT)	57-9	2-W	Jordan-32	Rodman-18	G. Hill-16	23,896 *
67	Mar. 21	W	@Indiana	117-88	58-9	3-W	Jordan-36	Rodman-19	Finley-28	23,854 *
68	Mar. 22	W	DETROIT	103-88	59-9	4-W	Pippen-26	Rodman-18	Stoudamire-18	34,104
69	Mar. 25	W	DALLAS	94-92	60-9	5-W	Kerr/Jordan-20	Rodman-21	J. Jackson-33	23,916 *
70	Mar. 27	W	@Toronto	96-93	61-9	6-W	Longley/Pippen-16	Pippen-8	Wesley-31	23,906 *
71	Mar. 29	W	NEW JERSEY	111-101	62-9	7-W	Pippen-31	Caffey-9	Strickland-26	18,756
72	Apr. 1	W	BOSTON	111-106	63-9	8-W	Jordan-21	Caffey-9	Brandon/T. Hill-18	23,955 *
73	Apr. 3	L	@Washington	102-110	63-10	1-L	Jordan-34	Caffey/Kuko-8	Hardaway/Selkaly-23	17,248
74	Apr. 4	W	CLEVELAND	84-71	64-10	1-W	Jordan-22	Pippen-7	Iverson-44	23,616 *
75	Apr. 6	W	@Orlando	110-94	65-10	2-W	Jordan-37	Caffey/Jordan-8	A. Davis-15	16,760
76	Apr. 7	W	PHILADELPHIA	128-102	66-10	3-W	Jordan-30	Caffey/Jordan-8	Ewing-20	19,763
77	Apr. 8	W	@Indiana	86-80	67-10	4-W	Jordan-23	Caffey-10	Millis-29	21,454
78	Apr. 10	W	@New York	105-103	68-10	5-W	Jordan-34	Jordan-11	Stoudamire-29	23,896 *
79	Apr. 13	L	@Detroit	91-108	68-11	1-L	Pippen-21	Jordan-8	Mashburn-23	15,200
80	Apr. 14	W	TORONTO	117-100	69-11	1-W	Jordan-30	Caffey/Buechler/Pippen-6	Ewing-27	24,161 *
81	Apr. 16	L	@Miami	92-102	69-12	2-L	Pippen-28			
82	Apr. 19	L	NEW YORK	101-103	69-13	2-L	Jordan-33			

* home sellout



LEFT TO RIGHT: (front row): Luc Longley, Dennis Rodman, Michael Jordan, Scottie Pippen, Ron Harper. (middle row): Jud Buechler, Jason Caffey, Toni Kukoc, Bill Wennington, Robert Parish, Dickey Simpkins, Steve Kerr, Randy Brown. (back row): Equipment Manager John Ligmanowski, Assistant Coach Frank Hamblen, Assistant Coach Jimmy Rodgers, Head Coach Phil Jackson, Assistant Coach Tex Winter, Trainer Chip Schaefer. Not pictured: Brian Williams and Assistant Coach Bill Cartwright.

DRAFT: First round, Travis Knight (Connecticut).

RECORD: 69-13 (FIRST PLACE)

REGULAR SEASON: Finished season at 69-13, tying the 1971-72 L.A. Lakers for the second-best regular season record in NBA history ... set club record for most consecutive games won at the start of the season (12-0) ... Bulls reached the 100-win milestone at the United Center on 03/22/97 with a 103-88 victory over Detroit ... surpassed the 1966-68 Philadelphia 76ers and the 1984-86 Boston Celtics for most wins in back-to-back seasons with a record of 131-19 ... Jordan set a club record for most starts (11) in season openers ... Jordan scored his 25,000th career point on 11/30/96 at San Antonio, reaching the plateau faster than any player in NBA history except Wilt Chamberlain ... on 04/06/97 at Orlando, Jordan scored his 26,711th point, passing Oscar Robertson for fifth place on the NBA's all-time scoring list ... Robert Parish played his NBA-record 21st season ... Dennis Rodman grabbed his 10,000th career rebound vs. Washington on 01/14/97 to become the 24th player in league history to reach the milestone ... Jordan, Pippen and Parish named to NBA's 50 all-time greatest players list ... Phil Jackson named as one of the league's all-time 10 greatest coaches ... Pippen (35), Toni Kukoc (31) and Jordan (30) became the first Bulls to score 30-plus points in the same game on 12/17/96 vs. L.A. Lakers.

PLAYOFFS: Won franchise's second consecutive and fifth NBA title in seven years by defeating Utah 4-2 in the NBA Finals ... swept Washington 3-0 in the first round ... defeated Atlanta 4-1 in Eastern Conference Semifinals ... defeated Miami 4-1 in Eastern Conference Finals.

HONORS: Michael Jordan captured his ninth scoring title with a 29.6 average ... Jordan named to NBA All-Star Team for the 11th time and chosen as 1997 NBA Finals MVP ... Dennis Rodman captured sixth consecutive rebounding title with a 16.1 average ... Scottie Pippen named a starter to the 1997 NBA All-Star Game ... Jordan and Pippen selected to 1996-97 All-NBA First Team ... Jordan and Pippen selected to 1996-97 NBA All-Defensive Team ... Jordan became the first player in NBA history to record a triple-double in an NBA All-Star Game (14 points, 11 rebounds and 11 assists) ... Steve Kerr won the AT&T Shootout during NBA All-Star Weekend ... Bulls' home sellout streak reached 499.

1997-1998 CHICAGO BULLS



FRONT OFFICE

BASKETBALL OPS.

PLAYERS

THE NBA

OPPONENTS

2015-16 SEASON

RECORDS

PLAYOFFS

HISTORY

COMMUNITY

MEDIA

GAME	DATE	W-L	OPPONENT	SCORE BULLS-OPP.	TOTAL RECORD	SK	BULLS HL. SCORER	BULLS HL. REBOUNDER	OPPONENT HL. SCORER	GAME ATTEN.
1	Oct. 31	L	@Boston	85-92	0-1	1-1	Jordan-30	Rodman-9	Walker-31	18,624
2	Nov. 1	W	PHILADELPHIA	94-74	1-1	1-W	Harper-17	Rodman-13	Stackhouse-15	24,196*
3	Nov. 3	W	SAN ANTONIO	87-83 (2 OT)	2-1	2-W	Jordan-29	Rodman-22	Robinson-21	23,868*
4	Nov. 5	W	ORLANDO	94-81	3-1	3-W	Jordan-29	Jordan-17	Selkaly-34	23,809*
5	Nov. 7	L	@Atlanta	78-80	3-2	1-1	Jordan-27	Jordan/Longley-9	Blaylock-17	45,790
6	Nov. 8	W	NEW JERSEY	99-86	4-2	1-W	Kerr-21	Rodman-12	Cassell-19	23,898*
7	Nov. 11	L	@Cleveland	80-101	4-3	1-1	Jordan-19	Caffey-8	Kemp-21	20,562
8	Nov. 12	L	WASHINGTON	83-90	4-4	2-1	Jordan-28	Rodman-14	Howard-18	23,749*
9	Nov. 14	W	CHARLOTTE	105-92	5-4	1-W	Jordan-28	Rodman-14	Phils/Gelger-14	23,894*
10	Nov. 15	W	CLEVELAND	79-70	6-4	2-W	Jordan-27	Rodman-18	Anderson-12	23,906*
11	Nov. 20	L	@Phoenix	85-89	6-5	1-L	Jordan-30	Rodman-14	Manning-23	19,023
12	Nov. 21	W	@LA Clippers	111-102 (2 OT)	7-5	1-W	Jordan-49	Longley-17	Murray-24	16,199
13	Nov. 23	W	@Sacramento	103-88	8-5	2-W	Jordan-33	Rodman-14	Richmond-23	17,917
14	Nov. 25	L	@Seattle	90-91	8-6	1-L	Kukoc-30	Rodman-17	Payton-22	17,072
15	Nov. 28	L	@Indiana	83-94	8-7	2-L	Jordan-26	Rodman-11	Miller-24	16,736
16	Nov. 29	W	@Washington	88-83	9-7	1-W	Jordan-29	Rodman-17	Howard-22	18,756
17	Dec. 3	W	@Boston	97-87	10-7	2-W	Jordan-29	Rodman-14	Walker-19	18,624
18	Dec. 5	W	MILWAUKEE	84-82	11-7	3-W	Kukoc-19	Rodman-14	Gilliam-18	24,041*
19	Dec. 9	W	NEW YORK	100-82	12-7	4-W	Jordan-29	Rodman/Lngly/Hrp-9	Ewing-22	24,107*
20	Dec. 10	L	@Orlando	98-106	12-8	1-L	Jordan-25	Selkaly-26	Rice-21	17,248
21	Dec. 12	L	@Charlotte	77-79	12-9	2-L	Jordan-28	Rodman-19	Rice-21	24,042
22	Dec. 13	W	TORONTO	97-70	13-9	1-W	Harper-20	Rodman-14	Wallace-14	23,867*
23	Dec. 15	W	PHOENIX	111-104	14-9	2-W	Jordan-31	Rodman-21	McDyess-23	23,888*
24	Dec. 17	W	L.A. LAKERS	104-83	15-9	3-W	Jordan-36	Rodman-14	Bryant-33	24,192*
25	Dec. 20	W	@New Jersey	100-92	16-9	4-W	Jordan-24	Rodman-24	Van Horn-20	20,049
26	Dec. 23	W	L.A. CLIPPERS	94-89	17-9	5-W	Jordan-27	Rodman-25	Rogers-20	23,904*
27	Dec. 25	W	MIAMI	90-80	18-9	6-W	Jordan-24	Rodman-13	Maschburn-20	24,182*
28	Dec. 27	W	ATLANTA	97-80	19-9	7-W	Jordan-47	Rodman-29	Smith/Reasner-18	24,181*
29	Dec. 29	W	DALLAS	111-105	20-9	8-W	Jordan-41	Rodman-27	Finley-23	23,712*
30	Dec. 30	L	@Minnesota	95-99	20-10	1-L	Jordan-33	Rodman-13	Gugliotta/Marbury-23	20,097
31	Jan. 2	W	MILWAUKEE	114-100	21-10	1-W	Jordan-44	Rodman-21	Robinson-42	23,897*
32	Jan. 3	W	@Detroit	105-86	22-10	2-W	Jordan-34	Rodman-18	Hill-31	22,076
33	Jan. 6	W	BOSTON	90-79	23-10	3-W	Jordan/Kukoc-19	Rodman-20	Mercer-20	23,804*
34	Jan. 7	L	@Miami	72-89	23-11	1-L	Jordan-26	Rodman-17	Maschburn-18	15,200
35	Jan. 9	W	@New York	90-89	24-11	1-W	Jordan-44	Longley-10	Houston-19	19,763
36	Jan. 10	W	GOLDEN STATE	87-82	25-11	2-W	Jordan-32	Rodman-16	Smith-23	23,902*
37	Jan. 13	W	SEATTLE	101-91	26-11	3-W	Jordan-40	Rodman-17	Payton-22	24,112*
38	Jan. 15	L	@Philadelphia	96-106	26-12	1-L	Pippen-22	Rodman-20	Verson-31	21,104
39	Jan. 16	W	@Milwaukee	96-86	27-12	1-W	Jordan-27	Rodman-12	Allen-27	18,717
40	Jan. 18	W	HOUSTON	106-100	28-12	2-W	Jordan-45	Rodman/Longley-5	Barkley-35	24,209*
41	Jan. 21	W	CHARLOTTE	110-79	29-12	3-W	Jordan-33	Longley-13	Wesley-18	23,967*
42	Jan. 23	W	@New Jersey	100-98 (OT)	30-12	4-W	Jordan-32	Pippen-7	Williams-23	20,048
43	Jan. 25	L	UTAH	94-101	30-13	1-L	Jordan-32	Rodman-14	Malone-35	24,361*
44	Jan. 27	W	@Vancouver	103-85	31-13	1-W	Pippen-29	Rodman-22	Abdur-Rahim-16	19,193
45	Jan. 29	W	@Portland	100-87	32-13	2-W	Jordan-29	Rodman-20	Rider-29	21,538
46	Jan. 30	W	@Golden State	87-80	33-13	3-W	Pippen-22	Rodman-22	Smith-18	19,804
47	Feb. 1	L	@L.A. Lakers	87-112	33-14	1-L	Jordan-31	Rodman-15	Fox-25	17,505
48	Feb. 2	W	@Denver	111-72	34-14	1-W	Burrell-24	Rodman-16	Newman-19	17,171
49	Feb. 4	L	@Utah	93-101	34-15	1-L	Jordan-40	Longley-11	Malone-30	19,911
50	Feb. 10	W	TORONTO	93-86	35-15	1-W	Kukoc-21	Rodman-17	Stoudamire-19	23,881*
51	Feb. 11	W	@Charlotte	92-90	36-15	2-W	Jordan-29	Rodman-11	Rice-29	24,042
52	Feb. 13	W	ATLANTA	112-110	37-15	3-W	Jordan-37	Jordan-12	Smith-26	24,207*
53	Feb. 15	W	DETROIT	99-90	38-15	4-W	Kukoc-22	Jordan-12	Hunter-31	24,139*
54	Feb. 17	W	INDIANA	105-87	39-15	5-W	Jordan-27	Rodman-13	Miller-34	24,131*
55	Feb. 19	W	@Toronto	123-86	40-15	6-W	Pippen-22	Rodman-19	Wallace-19	30,172
56	Feb. 21	W	@Washington	94-88	41-15	7-W	Pippen-23	Rodman-17	Cheaney-30	20,674
57	Feb. 23	W	CLEVELAND	97-75	42-15	8-W	Jordan-17	Harper-10	Igouskas-15	23,902*
58	Feb. 25	L	PORTLAND	101-106	42-16	1-L	Jordan-33	Rodman-14	Stoudamire-24	23,821*
59	Feb. 28	W	SACRAMENTO	109-94	43-16	1-W	Pippen-29	Rodman-18	Richmond-34	23,810*
60	Mar. 3	W	DENVER	118-90	44-16	2-W	Jordan-30	Rodman-17	Fortson-26	23,810*
61	Mar. 8	W	@New York	102-89	45-16	3-W	Jordan-42	Rodman-20	Houston-24	18,763
62	Mar. 10	W	MIAMI	106-91	46-16	4-W	Jordan-37	Rodman-10	Mourning-21	24,102*
63	Mar. 12	L	@Dallas	97-104 (OT)	46-17	1-L	Jordan-26	Rodman-22	Finley-32	18,255
64	Mar. 14	W	@San Antonio	96-86	47-17	1-W	Jordan-30	Rodman-16	Robinson-35	37,492
65	Mar. 16	W	NEW JERSEY	88-72	48-17	2-W	Kukoc-21	Rodman-16	Gatling-14	23,908*
66	Mar. 17	W	@Indiana	90-84	49-17	3-W	Jordan-35	Rodman-19	Mullin-18	16,729
67	Mar. 20	W	VANCOUVER	98-92	50-17	4-W	Jordan-24	Kukoc-11	Reeves-30	24,023*
68	Mar. 22	W	@Toronto	102-100	51-17	5-W	Jordan/Pippen-33	Rodman-18	Wallace-26	33,216
69	Mar. 23	W	BOSTON	111-88	52-17	6-W	Pippen-27	Rodman-14	Walker-26	23,944*
70	Mar. 25	W	@Orlando	85-70	53-17	7-W	Pippen-23	Rodman-18	Anderson-21	17,248
71	Mar. 27	W	@Atlanta	89-74	54-17	8-W	Jordan-34	Rodman-15	Laetner-13	62,046
72	Mar. 29	W	@Milwaukee	104-87	55-17	9-W	Jordan-30	Rodman-17	Allen-27	18,717
73	Mar. 31	W	DETROIT	106-101 (OT)	56-17	10-W	Pippen-27	Rodman-18	Hill-37	23,942*
74	Apr. 3	W	MINNESOTA	107-93	57-17	11-W	Jordan-41	Rodman-16	Mitchell-24	23,985*
75	Apr. 5	W	@Houston	109-94	58-17	12-W	Jordan-40	Rodman-12	Drexler-20	16,255
76	Apr. 7	W	WASHINGTON	103-85	59-17	13-W	Jordan-30	Rodman-20	Webber-25	23,969*
77	Apr. 9	L	@Cleveland	85-91	59-18	1-L	Jordan-29	Rodman-10	Knight-22	20,562
78	Apr. 11	W	ORLANDO	87-78	60-18	1-W	Jordan-37	Rodman-10	Anderson-21	24,104*
79	Apr. 13	L	INDIANA	105-114	60-19	1-L	Pippen-28	Rodman-9	Miller/Rose-22	23,957*
80	Apr. 15	L	@Detroit	79-87	60-20	2-L	Jordan-19	Rodman-15	Williams-25	22,076
81	Apr. 17	W	@Philadelphia	87-80	61-20	1-W	Jordan-24	Rodman-17	Coleman-20	21,305
82	Apr. 18	W	NEW YORK	111-109	62-20	2-W	Jordan-44	Rodman-8	Houston-22	24,182*

* home sellout



LEFT TO RIGHT: (front row) Randy Brown, Ron Harper, Scottie Pippen, Michael Jordan, Dennis Rodman, Jud Buechler, Steve Kerr. (middle row) Rusty LaRue, Dickey Simpkins, Toni Kukoc, Joe Kleine, Luc Longley, Bill Wennington, Scott Burrell, Keith Booth. (back row): Trainer Chip Schaefer, Assistant Coach Frank Hamblen, Assistant Coach Bill Cartwright, Head Coach Phil Jackson, Assistant Coach Jimmy Rodgers, Assistant Coach Tex Winter, Equipment Manager John Ligmanowski.

DRAFT: First round, Keith Booth (Maryland); second round, Roberto Duenas (Madrid, Spain).

RECORD: 62-20 (FIRST PLACE)

REGULAR SEASON: Finished season at 62-20, won sixth Central Division Championship ... set record for most victories over a three-year span with a record of 203-43 (.825) ... took over the NBA's longest active sellout streak on 11/08/97 vs. New Jersey with their 493rd straight sellout after the Sacramento Kings' streak was snapped at 497 ... Michael Jordan passed Elvin Hayes (27,313) for fourth place on the NBA's all-time scoring list on 11/28/97 at Indiana ... Jordan passed Moses Malone (27,409) for third place on the NBA's all-time scoring list on 12/09/97 vs. New York ... Bulls hosted 500th consecutive sellout on 12/15/97 vs. Phoenix, a streak that began on 11/20/87 vs. Atlanta at Chicago Stadium ... Phil Jackson recorded his 500th career coaching victory faster than any coach in NBA history on 12/23/97 vs. the L.A. Clippers ... Jordan scored in double figures for the 788th consecutive game at Minnesota on 12/30/97, breaking Kareem Abdul-Jabbar's NBA record of 787 games ... Dennis Rodman pulled down 11,000th career rebound on 01/30/98 at Golden State ... Jackson passed K.C. Jones (522) for 19th place on the NBA's all-time list of winningest coaches on 02/19/98 at Toronto ... Jordan passed Alex English (10,559) for fourth place on the NBA's all-time list for field goals made on 02/21/98 at Washington ... Jordan passed Tom Boerwinkle (5,745) to become the club's all-time leading rebounder on 03/14/98 at San Antonio ... Rodman passed Elgin Baylor (11,463) for 16th place on the NBA's all-time rebounding list on 04/09/98 at Cleveland.

PLAYOFFS: Won franchise's third consecutive and sixth NBA title in eight years by defeating Utah 4-2 in the NBA Finals ... swept New Jersey 3-0 in the first round ... defeated Charlotte 4-1 in Eastern Conference Semifinals ... defeated Indiana 4-3 in the Eastern Conference Finals.

HONORS: Jordan captured his 10th scoring title (third consecutive) with a 28.7 average ... Jordan named NBA MVP for fifth time in his career and NBA All-Star Game MVP for third time in his career ... Jordan named to 1997-98 All-NBA First Team ... Jordan named to 1997-98 All-Defensive Team ... Rodman captured his seventh consecutive rebounding title with a 15.0 average ... Pippen named to 1997-98 All-NBA Third Team ... Bulls' home sellout streak reached 542 games (includes regular season and playoffs - 447 and 95, respectively).



GAME	DATE	W-L	OPPONENT	SCORE		TOTAL RECORD	SK	BULLS		BULLS	OPPONENT	GAME
				BULLS-OPP.				HI. SCORER		HI. REBOUNDER	HI. SCORER	ATTN.
1	Feb. 5	L	@Utah	96-104	0-1	1-1	1-L	Kukoc-32		Kukoc/Barry-5	Malone-21	19,911
2	Feb. 7	W	@L.A. Clippers	89-84	1-1	1-1	1-W	Kukoc-22		Lang-14	Murray-20	6,118
3	Feb. 9	L	ATLANTA	71-87	1-2	1-1	1-L	Bryant/Kukoc-16		Lang-10	Smith-30	22,553*
4	Feb. 11	L	NEW YORK	68-73	1-3	2-1	2-L	Barry-15		Lang-12	Ewing-18	22,194*
5	Feb. 14	L	SAN ANTONIO	76-89	1-4	3-1	3-L	Kukoc-27		Kukoc-11	Robinson-22	22,386*
6	Feb. 16	L	ATLANTA	67-83	1-5	4-1	4-L	Kukoc-27		Kukoc-10	Smith-17	22,156*
7	Feb. 17	L	@Milwaukee	83-91	1-6	5-1	5-L	Bryant/Simpkins-5		Bryant/Harper-7	Brandon-17	14,682
8	Feb. 19	L	@Washington	91-93	1-7	6-1	6-L	Barry-22		Simpkins-11	Cheaney-17	19,220
9	Feb. 21	L	@New York	63-79	1-8	7-1	7-L	Barry-19		Simpkins-11	Houston-26	19,763
10	Feb. 22	W	@Atlanta	77-68	2-8	2-8	1-W	Bryant-16		Kukoc-10	Henderson-16	8,258
11	Feb. 23	L	MILWAUKEE	88-90	2-9	1-1	1-L	Kukoc-19		Kukoc-11	Robinson-24	22,302*
12	Feb. 25	L	PHILADELPHIA	80-98	2-10	2-1	2-L	Kukoc-16		Simpkins-12	Iverson-33	22,337*
13	Feb. 27	W	CHARLOTTE	94-77	3-10	1-W	1-W	Kukoc-16		Lang-10	Coleman-17	22,814*
14	Feb. 28	W	@Toronto	90-88 (OT)	4-10	2-W	2-W	Barry-19		Harper-13	Willis-19	14,713
15	Mar. 2	L	DETROIT	76-108	4-11	1-L	1-L	Benjamin-15		Kukoc-10	Hill-17	22,432*
16	Mar. 3	L	@Philadelphia	86-102	4-12	2-L	2-L	Simpkins-21		Simpkins-8	Iverson-24	11,510
17	Mar. 8	L	@Milwaukee	76-81	4-13	3-L	3-L	Barry-19		Kukoc-9	R. Allen-17	12,085
18	Mar. 9	W	NEW JERSEY	103-87	5-13	1-W	1-W	Kukoc-28		Kukoc-8	Williams-23	22,207*
19	Mar. 11	L	SEATTLE	83-92	5-14	1-L	1-L	Kukoc-28		Kukoc-11	Payton-25	22,381*
20	Mar. 12	W	NEW YORK	76-63	6-14	1-W	1-W	Kukoc-25		Simpkins-11	Houston-16	23,079*
21	Mar. 15	L	CLEVELAND	85-89 (OT)	6-15	1-L	1-L	Kukoc-22		Kukoc-12	Henderson-22	22,456*
22	Mar. 19	L	@Orlando	94-103	6-16	2-L	2-L	Brown-20		Harper-10	D. Armstrong-23	15,823
23	Mar. 18	W	NEW JERSEY	104-95	7-16	1-W	1-W	Kukoc-21		Kukoc-11	Marbury-24	22,211*
24	Mar. 21	L	@Indiana	87-96	7-17	1-L	1-L	Kukoc-29		Kukoc-7	Miller-31	16,570
25	Mar. 21	W	@Boston	95-92 (OT)	8-17	1-W	1-W	Barry/Kukoc-20		Brown/Simpkins-11	Mercer-26	18,624
26	Mar. 23	L	TORONTO	90-113	8-18	1-L	1-L	LaRue-15		David-11	Brown-25	22,236*
27	Mar. 24	L	@Charlotte	81-110	8-19	2-L	2-L	Simpkins-20		Barry-7	Miller-25	17,857
28	Mar. 26	L	@Atlanta	81-93	8-20	3-L	3-L	David-14		Bryant-7	Smith-21	10,878
29	Mar. 28	L	@Toronto	78-91	8-21	4-L	4-L	Barry-17		Bryant-9	Carter-22	18,461
30	Mar. 30	W	PHILADELPHIA	91-81	9-21	1-W	1-W	Kukoc-26		Booth-9	Iverson-27	22,208*
31	Apr. 1	L	@Detroit	75-107	9-22	1-L	1-L	Bryant/Simpkins-14		Simpkins-8	Dumars/Hill-18	17,583
32	Apr. 2	L	ORLANDO	68-115	9-23	2-L	2-L	Kukoc-13		Simpkins-6	Hardaway-24	22,517*
33	Apr. 4	W	VANCOUVER	88-87	10-23	1-W	1-W	Bryant-25		Simpkins-10	Abdur-Rahim-26	22,198*
34	Apr. 6	L	@Cleveland	89-96	10-24	1-L	1-L	Simpkins-21		Bryant-7	Kemp-25	14,739
35	Apr. 7	L	INDIANA	74-91	10-25	2-L	2-L	David/Simpkins-13		David-8	Jackson-13	22,484*
36	Apr. 10	L	MIAMI	48-82	10-26	3-L	3-L	David-13		David-10	Hardaway-22	22,508*
37	Apr. 11	L	@Boston	81-87	10-27	4-L	4-L	Kukoc-23		Simpkins-8	Walker-23	17,169
38	Apr. 13	L	@Miami	74-80	10-28	5-L	5-L	Kukoc-25		Kukoc-9	Mourning-19	15,200
39	Apr. 14	L	CLEVELAND	81-89	10-29	6-L	6-L	David-20		Kukoc-10	Kemp-27	22,102*
40	Apr. 16	L	@Washington	70-87	10-30	7-L	7-L	Kukoc-17		David/Kukoc-10	Thorpe-16	14,248
41	Apr. 18	W	MILWAUKEE	79-77	11-30	1-W	1-W	Kukoc-22		Kukoc-8	R. Allen-19	22,286*
42	Apr. 20	W	WASHINGTON	83-77	12-30	2-W	2-W	Kukoc-25		Simpkins-13	Strickland-16	22,102*
43	Apr. 21	L	@New Jersey	87-99	12-31	1-L	1-L	Benjamin-14		Benjamin-7	Van Horn-28	15,874
44	Apr. 23	L	BOSTON	71-100	12-32	2-L	2-L	David-20		Simpkins-9	Pierce-18	22,969*
45	Apr. 24	L	@Indiana	69-87	12-33	3-L	3-L	Bryant-14		Simpkins-10	Miller-20	16,753
46	Apr. 26	L	@Dallas	93-101	12-34	4-L	4-L	Kukoc-26		Harpr/David/Kukoc-7	Finley-29	13,011
47	Apr. 30	L	@Charlotte	88-92	12-35	5-L	5-L	Kukoc-23		Simpkins-10	Campbell-19	20,536
48	May 1	W	@Miami	101-86	13-35	1-W	1-W	Harper-25		Harpr/Kukoc/Simpkins-9	Hardaway-20	15,200
49	May 3	L	DETROIT	71-115	13-36	1-L	1-L	Harper-17		Kukoc-7	Hill-22	22,306*
50	May 5	L	ORLANDO	83-103	13-37	2-L	2-L	Harper-17		Harper-9	Grant/Harprg/Outlaw-14	22,567*

* home sellout



LEFT TO RIGHT: (front row): Mark Bryant, Bill Wennington, Toni Kukoc, Ron Harper, Randy Brown, Brent Barry, Dickey Simpkins. (middle row): Charles Jones, Cory Carr, Jeff Sanders, Andrew Lang, Kornel David, Keith Booth, Corey Benjamin, Rusty LaRue. (back row): Equipment Manager John Ligmanowski, Assistant Coach Frank Hamblen, Assistant Coach Tex Winter, Assistant Coach Bill Cartwright, Head Coach Tim Floyd, Assistant Coach Jim Wooldridge, Trainer Fred Tedeschi, Assistant Trainer Walter Blase.

DRAFT: First round, Corey Benjamin (Oregon State); second round, Shammond Williams (North Carolina) and Maceo Baston (Michigan). Williams' draft rights traded to Atlanta for the Hawks' second-round pick, Cory Carr (Texas Tech) and two future second round picks.

RECORD: 13-37 (EIGHTH PLACE)

REGULAR SEASON: Michael Jordan retired on 01/13/99 ... named Tim Floyd Head Coach on 01/15/99 and Jim Wooldridge Assistant Coach on 08/26/98 ... traded Scottie Pippen to Houston, Luc Longley to Phoenix and Steve Kerr to San Antonio ... Kukoc and Harper were the lone returning starters from the 1997-98 championship team ... finished 13-37 (.260), the worst record in club history ... set NBA records for fewest points (49) and fewest field goals in a game (18) and set a team record for lowest field-goal percentage in a game (.234) vs. Miami on 04/10/99 ... set team records for fewest points allowed in a half (22 - first half) and fewest points allowed in a quarter (five - second quarter) vs. New York on 03/12/99.


PLAYOFFS: Failed to qualify for first time since 1984.

HONORS: Home sellout streak extended to 567 games (regular season and playoffs), the longest current streak in the NBA ... the last time the Bulls failed to sell out a home game was 11/17/87, vs. Washington ... Toni Kukoc passed Jerry Sloan for ninth place on the team's all-time steals list vs. New York on 02/11/99 and recorded his 1,500th career assist vs. Atlanta on 02/09/99.



GAME	DATE	W-L	OPPONENT	SCORE BULLS-OPP.	TOTAL RECORD	SK	BULLS HL SCORER	BULLS HL REBOUNDER	OPPONENT HL SCORER	GAME ATTEN.
1	Nov. 3	L	NEW YORK	74-84	0-1	1-L	Simpkins-17	Brand-8	Houston-23	22,176*
2	Nov. 5	L	MIAMI	87-105	0-2	2-L	Kukoc-25	Brand-6	Lenard-22	21,972*
3	Nov. 6	L	@Atlanta	97-103	0-3	3-L	Brand/Kukoc-21	Brand-12	Rider-18	13,342
4	Nov. 9	L	PHOENIX	80-103	0-4	4-L	Brand-11	Perdue-7	Gugliotta/Kidd/Robinson-18	22,026*
5	Nov. 12	L	@Philadelphia	86-92	0-5	5-L	Hawkins-30	Simpkins-7	Iverson-35	18,120
6	Nov. 13	W	BOSTON	92-91	1-5	1-W	Holberg-19	Hawkins/Holberg-7	Walker-24	22,108*
7	Nov. 16	L	@Golden State	79-99	1-6	1-L	Brand-17	Brand/Perdue-9	Jamison-20	10,340
8	Nov. 17	L	@Phoenix	95-105	1-7	2-L	Brand-19	Brand-6	Gugliotta/Hardaway-18	18,480
9	Nov. 19	L	@L.A. Lakers	91-103	1-8	3-L	Brand-29	Brand-7	O'Neal-41	18,401
10	Nov. 20	L	@Denver	86-95	1-9	4-L	Anstey-18	Brand-9	McDyess-21	15,920
11	Nov. 24	L	@Milwaukee	95-102	1-10	5-L	Brand-16	Perdue-10	Robinson-22	14,209
12	Nov. 26	L	@San Antonio	78-101	1-11	6-L	Brand-24	David-8	Duncan-23	24,919
13	Nov. 27	L	@Dallas	82-95	1-12	7-L	Brand-18	Artest/Brand-9	Finley-24	14,436
14	Dec. 2	L	DALLAS	95-101	1-13	8-L	Artest-20	Anstey-15	Finley-30	22,109*
15	Dec. 4	L	MILWAUKEE	91-92	1-14	9-L	Artest-21	Brand-17	Cassell-23	22,188*
16	Dec. 8	L	@Cleveland	93-107	1-15	10-L	Benjamin-15	Anstey/Perdue-7	Sura-29	11,226
17	Dec. 10	W	NEW JERSEY	71-69	2-15	1-W	Brand-16	Brand-14	Van Horn-19	22,112*
18	Dec. 11	L	@Orlando	87-108	2-16	1-L	Artest-20	Brand-10	4 tied with-16	13,120
19	Dec. 15	L	@Indiana	91-102	2-17	2-L	Willoughby-21	Perdue-10	Croschere-21	18,345
20	Dec. 17	L	@Philadelphia	74-77	2-18	3-L	Benjamin-16	Brand-11	Iverson-19	14,801
21	Dec. 18	L	ORLANDO	74-83	2-19	4-L	Brand-19	Brand-10	Amachi-13	22,083*
22	Dec. 20	L	SEATTLE	84-93	2-20	5-L	Benjamin-19	Brand-9	Baker-25	22,106*
23	Dec. 22	L	MINNESOTA	86-106	2-21	6-L	Brand-17	Brand-8	Garnett-22	22,102*
24	Dec. 26	L	@New Jersey	76-103	2-22	7-L	Brand-22	Brand-11	Van Horn-17	17,083
25	Dec. 27	L	INDIANA	91-103	2-23	8-L	Artest/Brand-22	Brand-13	Davis-21	22,169*
26	Dec. 29	L	DETROIT	77-81	2-24	9-L	Armstrong-27	Brand-10	Stackhouse-23	22,363*
27	Dec. 30	L	@Minnesota	76-94	2-25	10-L	Benjamin-21	Ruffin-8	Garnett-22	19,623
28	Jan. 3	L	PORTLAND	63-68	2-26	11-L	Brand-23	Brand-10	Stoudamire-16	22,353*
29	Jan. 5	W	WASHINGTON	77-66	3-26	1-W	Kukoc-18	Brand-16	Murray-19	21,869*
30	Jan. 7	W	@Washington	110-103	4-26	2-W	Kukoc-33	Brand-13	Howard-19	12,223
31	Jan. 8	W	BOSTON	96-79	5-26	3-W	Brand-26	Brand-14	Pierce-20	22,252*
32	Jan. 11	L	@New York	88-95	5-27	1-L	Artest-24	Brand/Kukoc-7	L. Johnson-19	19,763
33	Jan. 14	L	ATLANTA	83-89	5-28	2-L	Anstey/Kukoc-19	Brand-14	Rider-24	22,054*
34	Jan. 15	L	HOUSTON	92-93	5-29	3-L	Kukoc-29	Brand-11	Francis-27	22,261*
35	Jan. 18	W	@Miami	90-85 (OT)	6-29	1-W	Brand-24	Brand-13	Carter/Mourning-20	19,344
36	Jan. 19	L	CHARLOTTE	86-96	6-30	1-L	Brand-24	Brand-11	Jones-26	21,906*
37	Jan. 22	W	DETROIT	98-92	7-30	1-W	Kukoc-22	Brand/Simpkins-14	Mills-20	22,191*
38	Jan. 24	W	INDIANA	83-82	8-30	2-W	Brand-28	Brand-8	Rose-18	21,911*
39	Jan. 25	L	@Atlanta	89-96	8-31	1-L	Brand-22	Simpkins-11	Rider-28	12,579
40	Jan. 28	L	SACRAMENTO	90-102	8-32	2-L	Brand-30	Brand-18	Webber-24	22,282*
41	Jan. 29	L	TORONTO	89-106	8-33	3-L	Artest-18	Brand-9	Carter-22	22,104*
42	Feb. 1	L	@Portland	81-92	8-34	1-L	Brand-22	Brand-8	B. Grant-19	20,220
43	Feb. 2	W	@Seattle	88-91	9-34	1-W	Kukoc-31	Simpkins-10	Baker-19	12,636
44	Feb. 4	L	@Vancouver	76-101	9-35	1-L	Kukoc-27	Perdue-9	Dickerson-20	15,357
45	Feb. 6	W	@L.A. Clippers	100-90	10-35	1-W	Brand-21	Brand-8	Taylor-23	12,973
46	Feb. 8	L	@Sacramento	80-119	10-36	1-L	Brand-25	Brand-10	Webber-22	17,317
47	Feb. 9	L	@Utah	86-113	10-37	2-L	Brand-13	Hawkins-5	Malone-30	15,605
48	Feb. 15	L	L.A. LAKERS	76-88	10-38	3-L	Artest-16	Brand-9	O'Neal-29	23,208*
49	Feb. 17	W	MIAMI	83-76	11-38	1-W	Brand-26	Brand-10	Mourning-15	22,207*
50	Feb. 19	W	L.A. CLIPPERS	74-72	12-38	2-W	Carr-19	Brand-18	Hudson-22	22,241*
51	Feb. 22	L	VANCOUVER	81-85	12-39	1-L	Brand-25	Brand-9	Dickerson-25	21,874*
52	Feb. 24	L	@Indiana	83-100	12-40	2-L	Brand-38	Brand/Simpkins-7	Rose-22	16,345
53	Feb. 25	L	SAN ANTONIO	78-91	12-41	3-L	Holberg-18	Brand-12	Robinson-23	22,879*
54	Feb. 27	L	@Detroit	90-93	12-42	4-L	Brand-28	Brand-12	Stackhouse-27	13,751
55	Feb. 29	L	@Toronto	80-87	12-43	5-L	Brand-26	Simpkins/Artest-8	Carter-26	18,232
56	Mar. 2	L	CLEVELAND	110-114 (OT)	12-44	6-L	Brand-30	Brand-11	Kemp-25	21,848*
57	Mar. 4	L	PHILADELPHIA	84-95	12-45	7-L	Artest-18	Brand-9	Iverson-29	22,773*
58	Mar. 5	L	@Charlotte	94-100	12-46	8-L	Brand-24	Brand-11	Coleman-26	15,799
59	Mar. 7	W	ATLANTA	89-82	13-46	1-W	Brand-31	Simpkins-9	Henderson-15	21,904*
60	Mar. 8	L	@Orlando	67-103	13-47	1-L	Carr-13	Brand-11	Armstrong-17	13,123
61	Mar. 10	L	@Boston	74-104	13-48	2-L	Brand-16	Brand-9	Anderson-16	17,123
62	Mar. 13	L	UTAH	79-97	13-49	3-L	Brand-26	Brand-12	Malone-31	22,207*
63	Mar. 16	L	@Charlotte	74-77	13-50	4-L	Carr-18	Brand-12	Wesley/Jones-18	15,964
64	Mar. 17	L	GOLDEN STATE	82-95 (2 OT)	13-51	5-L	Brand-26	Simpkins-12	Blaylock-23	21,898*
65	Mar. 18	L	@Washington	88-101	13-52	6-L	Brand-24	Simpkins-10	Stuckland-13	20,674
66	Mar. 20	L	ORLANDO	86-88 (OT)	13-53	7-L	Brand-18	Brand-17	Armstrong-20	21,813*
67	Mar. 22	L	@New York	67-78	13-54	8-L	Brand-22	Brand-13	Sprewell-21	19,763
68	Mar. 24	W	DENVER	70-68	14-54	1-W	Brand-26	Brand-15	Clark-18	21,808*
69	Mar. 26	L	@Houston	78-123	14-55	1-L	Brand-24	Artest-8	Williams-24	14,745
70	Mar. 29	L	CLEVELAND	81-86	14-56	2-L	Brand-27	Anstey-11	Sura-20	21,819*
71	Mar. 30	L	@Miami	80-105	14-57	3-L	Brand-17	Brand/Brown-5	Hardaway-16	15,886
72	Apr. 1	L	CHARLOTTE	87-90	14-58	4-L	Brand-24	Brand-8	Campbell-25	21,882*
73	Apr. 2	W	@Cleveland	83-74	15-58	1-W	Brand-23	Brand-14	Murray-16	14,270
74	Apr. 4	L	@Milwaukee	73-92	15-59	1-L	Brand-18	Simpkins-9	Cassell-19	14,064
75	Apr. 6	W	MILWAUKEE	90-88	16-59	1-W	Brand/Hawkins-20	Brand-13	Robinson-24	21,841*
76	Apr. 8	L	TORONTO	78-98	16-60	1-L	Artest-17	Brand-11	Brown/McGrady-19	22,137*
77	Apr. 11	W	NEW JERSEY	100-93	17-60	1-W	Brand-22	Brand-15	Van Horn-25	21,812*
78	Apr. 13	L	WASHINGTON	103-109	17-61	1-L	Brand-44	Brand-12	Hamilton-26	21,881*
79	Apr. 14	L	@Boston	91-106	17-62	2-L	Brand-18	Ruffin-10	Fortson-21	14,899
80	Apr. 16	L	@Toronto	84-85	17-63	3-L	Brand-24	Ruffin-10	Carter-25	19,800
81	Apr. 18	L	PHILADELPHIA	89-93	17-64	4-L	Brand-26	Brand-10	Snow-20	22,325*
82	Apr. 19	L	@Detroit	91-112	17-65	5-L	Brand-32	Brand-11	Stackhouse-21	16,771

* home sellout



LEFT TO RIGHT: (front row): Michael Ruffin, Elton Brand, Hersey Hawkins, Randy Brown, B.J. Armstrong, Ron Artest, Dickey Simpkins. (middle row): Assistant Coach Bill Cartwright, Assistant Coach Phil Johnson, Matt Maloney, Chris Carr, Chris Anstey, Will Perdue, Corey Benjamin, Fred Hoiberg, Head Coach Tim Floyd, Assistant Coach Bill Berry. (back row): Assistant Trainer Walter Blase, Equipment Manager John Ligmanowski, Strength & Conditioning Consultant Al Vermeil, Strength & Conditioning Assistant Erik Helland, Supervisor of European Scouting Ivica Dukan, V.P. of Basketball Operations Jerry Krause, Assistant V.P. Basketball Operations Jim Stack, Scout Gar Forman, Scout Clarence Gaines, Jr., Strength & Conditioning Assistant Mike Gattone, Head Athletic Trainer Fred Tedeschi.

DRAFT: First round, Elton Brand (Duke) and Ron Artest (St. John's); second round, Michael Ruffin (Tulsa) and Lari Ketner (Massachusetts).

RECORD: 17-65 (EIGHTH PLACE)

REGULAR SEASON: Traded Toni Kukoc to Philadelphia as part of a three-way trade with Golden State, receiving the Washington Wizards' first round draft pick in 2000, along with John Starks and Bruce Bowen ... Starks and Bowen both waived ... franchise-record worst winning percentage (.207) ... set a then-franchise record for fewest turnovers in a game (six) on 03/07/00 at the United Center versus Atlanta ... Elton Brand became the second player in team history to average at least 20 points and 10 rebounds, joining Artis Gilmore ... Brand also became only the 19th player in NBA history to reach those statistical plateaus as a rookie ... Brand set a team record, hitting 14 straight field goals en route to a career-high 44 points on 04/13/00 versus Washington at the United Center.

PLAYOFFS: Failed to qualify.


HONORS: Home sellout streak extended to 608 games (regular season and playoffs), the longest current streak in the NBA. The last time the Bulls failed to sell out a home game was 11/17/87, vs. Washington ... Elton Brand named NBA Co-Rookie of the Year (shared with Houston's Steve Francis) ... Brand (first) and Artest (second) named to NBA All-Rookie team ... Brand named MVP at Schick Rookie Challenge at All-Star Break, setting record with 21 rebounds ... Brand named NBA Rookie of the Month for Jan., Feb. and April.



	GAME	DATE	W-L	OPPONENT	SCORE BULLS-OPP.	TOTAL RECORD	SK	BULLS HI. SCORER	BULLS HI. REBOUNDER	OPPONENT HI. SCORER	GAME ATTEN.
1	Oct. 31	L		SACRAMENTO	81-100	0-1	1-L	Mercer-19	Brand-6	Stojakovic/Webber-23	21,814*
2	Nov. 3	L		NEW JERSEY	82-92	0-2	2-L	Brand-20	Brand-11	Marbury-33	21,908*
3	Nov. 4	L		@Indiana	81-94	0-3	3-L	Brand-19	Brand-11	Best-25	18,345
4	Nov. 7	L		WASHINGTON	83-88	0-4	4-L	El-Amin-21	Brand-14	Strickland-21	21,312**
5	Nov. 9	W		ORLANDO	95-90	1-4	1-W	Mercer-23	Ruffin-18	McGrady-21	21,844*
6	Nov. 11	L		TORONTO	75-98	1-5	1-L	Artest-23	Brand-10	Carter-26	22,387*
7	Nov. 14	L		@Houston	83-110	1-6	2-L	Brand-16	Brand-9	Francis-28	11,724
8	Nov. 16	L		@Denver	85-89	1-7	3-L	Brand-22	Brand-6	Clark/McDyess-16	10,150
9	Nov. 18	L		@Utah	64-109	1-8	4-L	Brand-23	Brand-8	Malone-26	17,839
10	Nov. 19	L		@L.A. Lakers	96-104	1-9	5-L	Mercer-27	Brand-15	Bryant-22	18,997
11	Nov. 21	L		@Golden State	77-89	1-10	6-L	Brand-26	Brand-15	Hughes-25	11,263
12	Nov. 22	L		@Sacramento	71-100	1-11	7-L	Brand-16	Brand-10	Webber-29	17,317
13	Nov. 26	L		@Toronto	89-101	1-12	8-L	Brand-31	Brand-9	Davis/Peterson-18	19,800
14	Nov. 28	L		MINNESOTA	76-96	1-13	9-L	Mercer-20	Brand-13	Szczekiel-18	22,204*
15	Nov. 30	W		@Atlanta	91-82	2-13	1-W	Mercer-30	Brand-13	Terry-22	10,956
16	Dec. 1	L		NEW YORK	86-91	2-14	1-L	Brand-26	Tarfat-9	Houston-26	22,099*
17	Dec. 5	L		@Minnesota	90-100	2-15	2-L	Artest-20	Tarfat-7	Garnett-25	16,170
18	Dec. 6	L		CLEVELAND	88-92	2-16	3-L	Mercer-34	Fizer/Ruffin-8	Weatherhepoom-23	21,385*
19	Dec. 8	L		@Dallas	88-105	2-17	4-L	El-Amin-18	Fizer-9	Nash-22	16,600
20	Dec. 9	L		@San Antonio	81-105	2-18	5-L	Brand-13	Fizer-6	Duncan-17	19,447
21	Dec. 11	L		PHOENIX	80-86	2-19	6-L	Mercer-26	Brand-11	Robinson-24	20,362
22	Dec. 13	W		@Boston	104-86	3-19	1-W	Mercer-27	Artest-10	Walker-15	13,529
23	Dec. 15	L		ATLANTA	74-85	3-20	1-L	Mercer-22	Brand-12	Terry-17	20,455
24	Dec. 16	L		PHILADELPHIA	91-99	3-21	2-L	Artest-29	Brand-14	Iverson-33	22,110*
25	Dec. 19	L		INDIANA	85-90	3-22	3-L	Brand-17	Brand-7	Miller-22	21,454
26	Dec. 21	L		@Orlando	88-98	3-23	4-L	Mercer-25	Brand-10	McGrady-31	14,035
27	Dec. 23	L		@Detroit	93-106	3-24	5-L	Mercer-29	Ruffin-12	Stackhouse-25	13,896
28	Dec. 28	W		SAN ANTONIO	105-104	4-24	1-W	Mercer-33	Brand/Ruffin/Miller-6	Robinson-28	21,793*
29	Dec. 29	L		@New York	88-95	4-25	1-L	Mercer-19	Brand-9	Snowell-32	19,763
30	Dec. 31	W		NEW JERSEY	86-77	5-25	1-W	Brand-31	Brand-16	Marbury-18	20,362
31	Jan. 2	L		MILWAUKEE	70-104	5-26	1-L	Brand-17	Brand-11	Robinson-21	20,569
32	Jan. 4	W		WASHINGTON	98-96	6-26	1-W	Brand-30	Brand/Ruffin-9	Whitney-27	21,488
33	Jan. 8	L		DALLAS	91-104	6-27	1-L	Brand-23	Brand-10	Finley-30	21,344
34	Jan. 9	L		@Charlotte	85-102 (3 OT)	6-28	2-L	Brand-30	Brand/Ruffin/Miller-12	Wesley-28	17,439
35	Jan. 12	L		CHARLOTTE	85-86	6-29	3-L	Mercer-21	Brand-11	Davis-21	21,112
36	Jan. 14	L		@Miami	81-90	6-30	4-L	Brand-25	Holberg-9	Jones-20	16,014
37	Jan. 15	L		@Orlando	104-113	6-31	5-L	Mercer-27	Ruffin-11	Armstrong-32	14,261
38	Jan. 17	L		@Philadelphia	88-99	6-32	6-L	Brand/Drew-24	Brand-19	Iverson-43	18,674
39	Jan. 18	L		DETROIT	110-116	6-33	7-L	Mercer-33	Brand-14	Stackhouse-36	22,092*
40	Jan. 20	L		@New Jersey	103-123	6-34	8-L	Brand-28	Brand-10	Marbury-33	13,691
41	Jan. 23	L		PORTLAND	100-104	6-35	9-L	Mercer-39	Brand-8	Anthony-20	21,467
42	Jan. 24	L		@Cleveland	86-94	6-36	10-L	Brand-22	Brand-14	Murray-26	15,503
43	Jan. 27	L		TORONTO	80-90	6-37	11-L	Mercer-23	Brand-9	Davis/A. Williams-15	22,497*
44	Jan. 30	L		@Portland	81-92	6-38	12-L	Mercer-22	Brand/Miller-12	Sabonis-23	19,980
45	Feb. 1	L		@Seattle	91-97	6-39	13-L	Mercer-30	Miller-10	Baker-22	15,797
46	Feb. 3	L		@Vancouver	84-91	6-40	14-L	Fizer-26	Brand-15	Bibby-26	16,845
47	Feb. 5	L		@L.A. Clippers	82-102	6-41	15-L	Brand-18	Brand-15	Olowokandi-21	11,144
48	Feb. 6	L		@Phoenix	80-97	6-42	16-L	Artest-18	Fizer-13	Robinson-18	17,197
49	Feb. 13	W		ATLANTA	96-82	7-42	1-W	Fizer/Mercer-19	Brand-15	Wright/Terry-22	21,356
50	Feb. 17	W		MIAMI	89-82	8-42	2-W	Mercer-27	Brand-20	Grant-20	21,876*
51	Feb. 19	L		@Cleveland	84-85	8-43	1-L	Holberg-20	Brand-15	Gatling-15	14,614
52	Feb. 20	L		MILWAUKEE	82-101	8-44	2-L	Brand-22	Brand-21	Allen-34	21,558
53	Feb. 22	L		L.A. CLIPPERS	80-93	8-45	3-L	Holberg-22	Brand-16	McInnis-17	21,959*
54	Feb. 24	W		VANCOUVER	90-75	9-45	1-W	Brand-22	Brand/Miller-12	Strickland-15	21,496
55	Feb. 26	L		GOLDEN STATE	78-84	9-46	1-L	Brand-24	Brand-12	Jamison-24	20,024
56	Feb. 28	L		HOUSTON	78-95	9-47	2-L	Francis-21	Miller-10	Francis-21	20,890
57	Mar. 2	W		NEW YORK	81-72	10-47	1-W	Brand-21	Brand-11	Houston-23	21,779*
58	Mar. 3	L		@Milwaukee	122-126 (2 OT)	10-48	1-L	Brand-31	Brand-9	Cassell-40	18,717
59	Mar. 6	W		CLEVELAND	87-74	11-48	1-W	Fizer-18	Brand-12	Harpring-16	20,503
60	Mar. 9	L		@Detroit	75-108	11-49	1-L	Artest-16	Miller-10	Stackhouse-23	16,765
61	Mar. 10	L		@Atlanta	90-93	11-50	2-L	Artest/Brand-20	Ruffin-12	Terry-19	15,498
62	Mar. 12	L		@Charlotte	94-102	11-51	3-L	Miller-22	Miller-15	Masburn-28	17,364
63	Mar. 14	L		PHILADELPHIA	67-85	11-52	4-L	Fizer-10	Miller-14	Hill-16	22,835*
64	Mar. 16	L		SEATTLE	80-90	11-53	5-L	Fizer-25	Miller-14	Poyton-24	21,970*
65	Mar. 17	L		@New York	80-101	11-54	6-L	Mercer-18	Miller-16	Snowell-22	18,763
66	Mar. 20	L		ORLANDO	95-103	11-55	7-L	Holberg-19	Miller-12	Williams-22	21,768*
67	Mar. 21	L		@Miami	81-109	11-56	8-L	Crawford-17	Fizer-7	Grant-22	16,363
68	Mar. 23	W		CHARLOTTE	93-80 (OT)	12-56	1-W	Mercer-30	Miller-12	Masburn-25	21,957*
69	Mar. 25	L		@Boston	98-102	12-57	1-L	Mercer-29	Miller-12	Pierce-36	18,624
70	Mar. 26	L		DENVER	104-109 (OT)	12-58	2-L	Mercer-30	Brand-11	McDyess-35	21,748*
71	Mar. 29	L		BOSTON	104-106	12-59	3-L	Brand-22	Brand-11	Pierce-24	22,233*
72	Mar. 31	L		MIAMI	90-97	12-60	4-L	Brand-20	Brand-8	Hardaway-21	22,301*
73	Apr. 3	L		DETROIT	83-110	12-61	5-L	Crawford-17	Miller-8	Stackhouse-57	21,749*
74	Apr. 5	L		L.A. LAKERS	88-100	12-62	6-L	Miller-21	Brand/Holberg-7	O'Neal-39	23,217
75	Apr. 6	L		@Indiana	93-100	12-63	7-L	Brand-30	Miller-10	Miller-28	18,345
76	Apr. 8	L		@Toronto	88-100	12-64	8-L	Brand-28	Miller-9	Carter-33	19,800
77	Apr. 10	L		@Milwaukee	84-105	12-65	9-L	Brand-16	Brand-9	Williams-24	18,717
78	Apr. 11	W		@Washington	113-109	13-65	1-W	Brand-26	Brand-11	Alexander-28	12,266
79	Apr. 13	L		UTAH	83-94	13-66	1-L	Artest-27	Brand/Holberg-5	Malone-32	22,578*
80	Apr. 15	L		INDIANA	86-93	13-67	2-L	Brand-17	Brand/Fizer-6	Tabak-16	21,788*
81	Apr. 17	W		@New Jersey	100-94	14-67	1-W	Guyton-24	Brand-12	Harris-27	17,123
82	Apr. 18	W		@Philadelphia	92-86	15-67	2-W	Brand-31	Holberg-6	MacCulloch-21	19,449

* home sellout

** end of home sellout streak (streak lasted 610 games from 11/20/87-11/07/00)



LEFT TO RIGHT: (front row): Head Coach Tim Floyd, Jamal Crawford, Ron Artest, Fred Hoiberg, Ron Mercer, Corey Benjamin, Bryce Drew, A.J. Guyton (middle row): Assistant Coach Norm Ellenberger, Elton Brand, Marcus Fizer, Dalibor Bagaric, Brad Miller, Dragan Tarlac, Jake Voskuhl, Steve Goodrich, Assistant Coach Phil Johnson, Michael Ruffin, Assistant Coach Bill Berry (back row): Assistant Coach Bill Cartwright, Head Athletic Trainer Fred Tedeschi, Assistant Athletic Trainer Eric Waters, Strength & Conditioning Assistant Erik Helland, Equipment Manager John Ligmanowski, Strength & Conditioning Consultant Al Vermeil, Strength & Conditioning Assistant Mike Gattone, Supervisor of European Scouting Ivica Dukan, Scout Pete Myers, Scout Gar Forman, Special Assistant to the Executive VP B.J. Armstrong, Executive VP, Basketball Operations Jerry Krause.

DRAFT: First round, Marcus Fizer (Iowa State) and Chris Mihm (Texas); second round, A.J. Guyton (Indiana), Jake Voskuhl (Connecticut) and Khalid El-Amin (Connecticut). Mihm's draft rights and cash were sent to Cleveland in exchange for the draft rights to Jamal Crawford.

RECORD: 15-67 (EIGHTH PLACE)

REGULAR SEASON: Signed free agents Ron Mercer (08/02/00) and Brad Miller (09/07/00) ... opened the season with the youngest roster in NBA history – an average of 22.9 years of age – including seven rookies ... Khalid El-Amin was the first Bulls second-round draft choice to start in a home opener since Sam Worthen in 1980 ... broke the franchise record for longest losing streak at the United Center with an eight-game stretch from 11/11/00 to 12/19/00 (previous record was six games) ... set a new record for consecutive losses with 16 from 01/08/01 through 02/06/01 (previous record was 13 games in 1976) ... endured the longest road losing streak in franchise history, dropping 25 straight on the road from 12/21/00 through 04/10/01.

PLAYOFFS: Failed to qualify.

HONORS: Home sellout streak ended at 610 games on 11/03/00 vs. New Jersey, marking the third longest sellout streak in NBA history. Prior to that, the last time the Bulls failed to sell out a home game was 11/17/87, vs. Washington ... Elton Brand (Sophomore team) and Khalid El-Amin (Rookie team) participated in the Schick Rookie Challenge at All-Star Weekend ... Marcus Fizer was named to the NBA's All-Rookie Second Team.



GAME	DATE	W-L	OPPONENT	SCORE BULLS-OPP.	TOTAL RECORD	SK	BULLS HL SCORER	BULLS HL REBOUNDER	OPPONENT HL SCORER	GAME ATTEN.
1	Oct. 31	L	INDIANA	73-98	0-1	1-1	Miller-24	Oakley-12	O'Neal-25	18,163
2	Nov. 2	L	@Boston	82-96	0-2	2-1	Mercer-22	Oakley-10	Walker-22	14,361
3	Nov. 3	W	NEW YORK	84-79	1-2	1-1	Anthony/Mercer-17	Oakley/Miller-8	Sprewell-17	18,064
4	Nov. 7	L	DETROIT	73-97	1-3	1-1	Holberg-11	Oakley-9	Robinson-23	17,023
5	Nov. 8	L	@Minnesota	74-127	1-4	2-1	Mercer-15	Bagario-6	Smith-17	15,719
6	Nov. 10	L	CHARLOTTE	85-89	1-5	3-1	Miller-22	Oakley-10	Mashburn-25	20,406
7	Nov. 13	L	@Denver	93-101	1-6	4-1	Miller-25	Miller-13	Van Exel-23	11,307
8	Nov. 14	L	@L.A. Clippers	102-106	1-7	5-1	Miller-19	Miller-16	Brand-20	14,788
9	Nov. 16	L	@Sacramento	71-105	1-8	6-1	Mercer-14	Miller-9	Stojakovic-21	17,317
10	Nov. 17	L	@Golden State	88-93	1-9	7-1	Miller-28	Miller-12	Richardson-23	13,076
11	Nov. 21	L	@Milwaukee	92-96	1-10	8-1	Mercer-31	Miller-15	Cassell/Robinson-22	18,717
12	Nov. 24	L	@New York	71-78	F-11	9-1	Miller-23	Miller-9	Houston-24	19,763
13	Nov. 27	L	@New Jersey	68-100	F-12	10-1	Fizer/Miller-13	Oakley-8	Van Horn-19	5,234
14	Nov. 29	W	MIAMI	76-72	2-12	1-1	Mercer-19	Oakley-10	Jones-15	17,003
15	Dec. 1	L	PHILADELPHIA	76-93	2-13	1-1	Guyton-14	Oakley-7	Iverson-30	20,212
16	Dec. 4	W	HOUSTON	103-75	3-13	1-1	Mercer-22	Miller-9	Norris-12	18,309
17	Dec. 5	L	@Orlando	74-102	3-14	1-1	Mercer-15	Miller-10	Miller-21	13,023
18	Dec. 7	L	@Indiana	83-98	3-15	2-1	Fizer-19	Fizer/Oakley-7	O'Neal-22	16,568
19	Dec. 8	W	BOSTON	87-94	4-15	1-1	Miller-20	Miller-16	Walker-27	18,573
20	Dec. 11	L	NEW JERSEY	93-107	4-16	1-1	Mercer-18	Oakley-7	Harris-22	16,892
21	Dec. 14	L	@Boston	101-107	4-17	2-1	Mercer-23	Oakley-8	Pierce-38	14,584
22	Dec. 15	L	ATLANTA	79-80	4-18	3-1	Mercer-15	Miller-13	Abdur-Rahim-20	18,392
23	Dec. 18	L	@Cleveland	84-102	4-19	4-1	Mercer-23	Fizer-12	Person-22	12,889
24	Dec. 20	L	@Toronto	91-96	4-20	5-1	Miller-24	Miller-10	Carter-33	19,800
25	Dec. 22	L	MINNESOTA	74-95	4-21	6-1	Fizer-25	Miller-13	Szczerbiak-19	19,121
26	Dec. 26	L	@Memphis	65-107	4-22	7-1	Mercer-22	Miller-9	Gasol-27	16,237
27	Dec. 27	L	@Dallas	74-89	4-23	8-1	Mercer-19	Miller-12	Nowitzki-24	20,018
28	Dec. 29	W	CLEVELAND	103-80	5-23	1-1	Mercer-15	Artest/Oakley-7	Millin-13	16,342
29	Dec. 31	W	MILWAUKEE	90-83	6-23	2-1	Mercer-20	Fizer-14	Cassell-28	17,167
30	Jan. 2	L	DALLAS	97-107	6-24	1-1	Artest-29	Artest-8	Nash-24	17,824
31	Jan. 4	L	@Washington	83-89	6-25	2-1	Mercer-25	Oakley-13	Jordan-29	20,674
32	Jan. 5	L	UTAH	111-113 (OT)	6-26	3-1	Mercer-29	Oakley-9	Malone-32	18,076
33	Jan. 7	L	SEATTLE	88-100	6-27	4-1	Artest-26	Artest/Fizer-9	Payton-26	15,532
34	Jan. 9	L	TORONTO	73-85	6-28	5-1	Artest-21	Oakley-11	Carter-19	16,227
35	Jan. 11	L	@Indiana	90-97	6-29	6-1	Mercer-22	Miller-7	Rose-38	16,096
36	Jan. 12	W	L.A. LAKERS	106-104 (OT)	7-29	1-1	Mercer-28	Miller-12	Fisher-28	23,147*
37	Jan. 15	L	CHARLOTTE	86-94	7-30	1-1	Artest-22	Fizer-10	Wesley-26	17,835
38	Jan. 17	W	@Atlanta	94-91	8-30	1-1	Mercer-19	Miller-12	Terry-25	8,481
39	Jan. 19	L	WASHINGTON	69-77	8-31	1-1	Artest/Mercer-14	Oakley-12	Whitney-20	23,534*
40	Jan. 21	L	INDIANA	81-93	8-32	2-1	Mercer-18	Oakley-7	R. Miller-20	17,248
41	Jan. 22	L	@Miami	79-92	8-33	3-1	Artest-24	Miller-7	Jones/Strickland-20	15,058
42	Jan. 26	W	MEMPHIS	95-92	9-33	1-1	Miller-32	Miller-12	Gasol-26	18,087
43	Jan. 29	L	@Phoenix	90-91	9-34	1-1	Artest-25	Fizer/Miller-7	Marion-24	13,745
44	Jan. 30	L	@Utah	78-90	9-35	2-1	Robinson-18	Chandler-9	Malone-18	16,871
45	Feb. 2	W	@Seattle	97-91	10-35	1-1	Miller-17	Miller-13	Baker-23	16,191
46	Feb. 3	L	@Portland	96-101	10-36	1-1	Miller-21	Chandler-9	Wells-19	19,150
47	Feb. 6	W	@L.A. Lakers	97-89	11-36	1-1	Fizer-21	Chandler/Miller-9	Bryant-38	19,997
48	Feb. 12	W	MILWAUKEE	96-92	12-36	2-1	Artest-22	Miller-11	Allen-32	17,824
49	Feb. 13	L	@Charlotte	91-113	12-37	1-1	Guyton-19	Bagario-11	Nailon-24	9,544
50	Feb. 15	L	NEW JERSEY	81-106	12-38	2-1	Artest-21	Curry-12	Williams-23	19,505
51	Feb. 16	L	CLEVELAND	101-114	12-39	3-1	Fizer-23	Miller-14	Murray-37	18,012
52	Feb. 18	L	@Miami	80-102	12-40	4-1	Chandler/Guyton-13	Holberg-8	Mourning-23	15,325
53	Feb. 20	W	NEW YORK	113-109	13-40	1-1	Rose-36	Chandler-14	Houston-34	19,303
54	Feb. 22	W	PHOENIX	91-83	14-40	2-1	Rose-22	Chandler-8	Marbury-27	18,381
55	Feb. 23	W	GOLDEN STATE	105-81	15-40	3-1	Fizer-30	Hassell-10	Arenas/Murphy-16	18,689
56	Feb. 26	L	ORLANDO	97-112	15-41	1-1	Rose-24	Holberg-10	McGrady-25	20,137
57	Feb. 27	L	@Detroit	89-101	15-42	2-1	Rose-29	Hassell-8	Williamson-24	16,154
58	Mar. 1	W	WASHINGTON	90-91	16-42	1-1	Fizer/Curry-19	Curry-14	Hamilton-30	22,623*
59	Mar. 3	L	@New Jersey	84-92	16-43	1-1	Rose-27	Bagario-8	Collins-17	13,676
60	Mar. 5	L	@Washington	90-115	16-44	2-1	Rose-31	Fizer/Rose-6	Alexander-26	20,674
61	Mar. 6	L	MIAMI	87-92	16-45	3-1	Rose-23	Curry-9	Strickland-23	17,054
62	Mar. 8	L	L.A. CLIPPERS	90-94	16-46	4-1	Hassell/Rose-21	Curry-8	Udovokand-20	20,359
63	Mar. 9	L	SAN ANTONIO	73-100	16-47	5-1	Robinson-12	Bagario-6	Duncan-22	20,489
64	Mar. 11	L	SACRAMENTO	103-107	16-48	6-1	Rose-35	Chandler-12	Stojakovic-29	19,208
65	Mar. 12	L	@Milwaukee	81-110	16-49	7-1	Chandler/Oakley-7	Redd-21	Redd-21	18,205
66	Mar. 14	L	@San Antonio	86-91	16-50	8-1	Fizer-22	Fizer-12	Duncan-24	19,592
67	Mar. 16	W	@Houston	114-112 (2 OT)	17-50	1-1	Rose-44	Rose-11	Mobley-37	12,736
68	Mar. 19	L	ATLANTA	96-102	17-51	1-1	Rose-26	Chandler-10	Abdur-Rahim-25	18,558
69	Mar. 22	L	PORTLAND	93-109	17-52	2-1	Crawford/Carry-18	Best-6	Wallace-19	20,190
70	Mar. 23	L	@Atlanta	96-112	17-53	3-1	Rose-26	Curry-8	Terry-23	14,761
71	Mar. 26	L	@Orlando	82-96	17-54	4-1	Chandler/Fizer/Rose-6	Chandler/Fizer/Rose-6	McGrady-20	15,329
72	Mar. 28	L	PHILADELPHIA	79-99	17-55	5-1	Rose-16	Fizer-17	Snow-24	20,148
73	Mar. 30	L	DENVER	84-100	17-56	6-1	Crawford-16	Rose-6	Howard-23	20,734
74	Apr. 3	L	@Toronto	104-117	17-57	7-1	Rose-30	Chandler-10	Peterson-26	19,800
75	Apr. 5	L	TORONTO	96-98	17-58	8-1	Rose-35	Chandler-10	Davis-27	19,352
76	Apr. 6	L	@Cleveland	101-120	17-59	9-1	Rose-30	Fizer/Curry-6	Miller-23	20,342
77	Apr. 8	W	BOSTON	105-100	18-59	1-1	Fizer-21	Curry-10	Walker-33	20,312
78	Apr. 10	W	@Detroit	102-101	19-59	2-1	Rose-24	Chandler/Hassell-12	Robinson-27	16,598
79	Apr. 11	W	@New York	104-101 (OT)	20-59	3-1	Bagario/Chandler-16	Chandler-15	Thomas-26	19,763
80	Apr. 13	L	DETROIT	106-124	20-60	1-1	Rose-26	Curry-8	Atkins-26	22,656*
81	Apr. 15	W	@Philadelphia	98-96	21-60	1-1	Rose-32	Chandler-7	Snow-21	20,801
82	Apr. 17	L	@Charlotte	106-112	21-61	1-1	Rose-27	Chandler-9	Campbell/Mashburn-20	10,565

* home sellout



LEFT TO RIGHT: (front row): Assistant Athletic Trainer Eric Waters, Travis Best, Trenton Hassell, Jamal Crawford, Fred Hoiberg, A.J. Guyton, Head Athletic Trainer Fred Tedeschi. (middle row): Eddie Robinson, Jalen Rose, Marcus Fizer, Tyson Chandler, Eddy Curry, Dalibor Bagaric, Norm Richardson. (back row): Strength & Conditioning Assistant Jeff Macy, Strength & Conditioning Coach Erik Helland, Equipment Manager John Ligmanowski, Director of European Scouting Ivica Dukan, Assistant Coach Pete Myers, Head Coach Bill Cartwright, Assistant Coach Bill Berry, Assistant Coach Norm Ellenberger, Scout Gar Forman, Special Assistant to Executive Vice President Basketball Operations B.J. Armstrong, Executive Vice President Basketball Operations Jerry Krause.

DRAFT: First round, Eddy Curry (Thornwood HS); second round, Trenton Hassell (Austin Peay) and Sean Lampley (California).

RECORD: 21-61 (EIGHTH PLACE)

REGULAR SEASON: Traded Elton Brand to L.A. Clippers on 06/27/01 for the draft rights to Tyson Chandler and Brian Skinner ... signed free agent Eddie Robinson (08/07/01) ... set the franchise record for worst loss with a 53-point loss to the Minnesota Timberwolves on 11/08/01 ... Tim Floyd resigned as Head Coach on Christmas Eve, 12/24/01; Bill Berry was named interim coach ... Bill Cartwright was named Head Coach on 12/28/01 ... the team suffered an 18-game road losing streak from 11/02/01 – 01/11/02 ... on 02/18/02, the Bulls grabbed a franchise-low 25 rebounds in Miami ... the Bulls acquired Jalen Rose, Travis Best and Norm Richardson from the Indiana Pacers for Brad Miller, Ron Artest, Ron Mercer and Kevin Ollie ... the team posted its first three-game winning streak in two years from 02/20/02-02/23/02 ... Jamal Crawford returned to the active roster on 03/03/02 after missing the first 58 games of the season recovering from knee surgery ... the Bulls and Bill Cartwright agreed to a three-year extension on the head coach's contract ... the team's 21-61 record tied them for the worst in the league and qualified them for their fourth consecutive NBA Lottery appearance.

PLAYOFFS: Failed to qualify.

HONORS: Marcus Fizer (Sophomore team) participated in the Schick Rookie Challenge at All-Star Weekend ... rookie Trenton Hassell was named the NBA's "got milk?" Rookie of the Month for Feb.



GAME	DATE	W-L	OPPONENT	SCORE BULLS-OPP.	TOTAL RECORD	SK	BULLS HL SCORER	BULLS HL REBOUNDER	OPPONENT HL SCORER	GAME ATTN.
1	Oct. 30	W	@Boston	99-96	1-0	1-W	Rose-21	Marshall-9	Pierce-28	18,624
2	Nov. 1	W	NEW ORLEANS	84-79	2-0	2-W	Rose-21	Marshall-12	Mashburn-21	21,246
3	Nov. 2	L	@Atlanta	92-98	2-1	1-L	Rose-24	Chandler/Marshall-8	G. Robinson-30	15,572
4	Nov. 4	L	@Toronto	102-105 (OT)	2-2	2-L	Marshall-32	Marshall-17	A. Williams-25	17,441
5	Nov. 6	L	BOSTON	69-91	2-3	3-L	Chandler-15	Curry-10	A. Walker-22	19,167
6	Nov. 8	L	DALLAS	87-114	2-4	4-L	Rose-24	Baxter/Curry-10	Nowitzki-24	21,028
7	Nov. 9	W	NEW JERSEY	100-93	3-4	1-W	Marshall-15	Marshall-15	Martin-29	22,126*
8	Nov. 13	L	@Milwaukee	101-108	3-5	1-L	Rose-24	Marshall-13	Redd-24	14,036
9	Nov. 15	L	@New Orleans	87-105	3-6	2-L	Rose-23	Chandler-7	Davis/Wesley-22	14,356
10	Nov. 16	W	MEMPHIS	111-93	4-6	1-W	Marshall/Rose-31	Marshall-17	J. Williams-18	20,653
11	Nov. 19	L	@Sacramento	99-111	4-7	1-L	Baxter-17	Marshall-10	Christie/B. Jackson-22	17,317
12	Nov. 20	L	@Golden State	94-100	4-8	2-L	Rose-34	Marshall-15	Jamison-25	13,721
13	Nov. 22	L	@L.A. Lakers	73-86	4-9	3-L	Marshall-14	Marshall-14	Bryant-21	18,997
14	Nov. 23	L	@Utah	90-110	4-10	4-L	Rose-25	Hassell-8	Harpring/Malone-20	18,684
15	Nov. 27	L	@Boston	82-82	4-11	5-L	Marshall-19	E. Robinson-9	Pierce-30	15,389
16	Nov. 30	L	@Dallas	90-103	4-12	6-L	Rose-31	Marshall-9	Nash-18	19,940
17	Dec. 3	L	NEW ORLEANS	90-115	4-13	7-L	Rose-19	Curry-9	Wesley-25	16,823
18	Dec. 4	L	@Cleveland	101-111	4-14	8-L	Rose-37	Blount-9	Wagner-29	7,295
19	Dec. 6	L	@Toronto	89-103	4-15	9-L	Curry-19	Marshall-11	Lenard-23	18,862
20	Dec. 7	W	CLEVELAND	112-104	5-15	1-W	Rose-27	Marshall-6	Aguaskas-28	17,877
21	Dec. 10	W	ORLANDO	107-87	6-15	2-W	Rose-28	Chandler-7	McGrady-26	17,181
22	Dec. 12	L	DETROIT	76-86	6-16	1-L	Rose-15	Billups-21	Allen/Cassell-29	15,691
23	Dec. 14	W	MILWAUKEE	97-95	7-16	1-W	Rose-30	Marshall-18	Pierce-37	19,186
24	Dec. 16	W	BOSTON	94-83	8-16	2-W	Rose-24	Fizer-17	Peterson-22	15,042
25	Dec. 18	W	TORONTO	96-93	9-16	3-W	Rose-20	Fizer-13	Miller-26	16,111
26	Dec. 20	L	@Indiana	86-101	9-17	1-L	Fizer-26	Fizer-12	B. Miller-26	16,234
27	Dec. 21	W	INDIANA	110-103	10-17	1-W	Rose-28	Marshall-15	L. Harris-20	13,231
28	Dec. 23	L	@New Jersey	83-99	10-18	2-L	Fizer/Rose-16	Fizer-9	Garnett-25	19,398
29	Dec. 27	L	MINNESOTA	100-113	10-19	2-L	Rose-22	Marshall-10	Parier-32	18,172
30	Dec. 28	L	SAN ANTONIO	95-109	10-20	3-L	Rose-24	Fizer-12	Pippen-15	16,382
31	Dec. 31	W	PORTLAND	102-87	11-20	1-W	Rose-32	Chandler-18	Stackhouse-28	23,049*
32	Jan. 2	L	WASHINGTON	82-107	11-21	1-L	Rose-26	Fizer-8	Aguaskas-27	21,236
33	Jan. 4	W	CLEVELAND	85-79	12-21	1-W	Rose-19	Hassell-9	Harpring-17	17,663
34	Jan. 6	W	UTAH	113-98	13-21	2-W	Rose-31	Marshall-11	Hughes-22	20,173
35	Jan. 8	L	@Washington	98-101	13-22	1-L	Marshall-24	Marshall-9	Mason-21	16,567
36	Jan. 10	L	@Milwaukee	85-93 (OT)	13-23	2-L	Rose-19	Rose-12	Houston-25	18,209
37	Jan. 13	W	NEW YORK	101-94	14-23	1-W	Rose-28	Chandler-19	Wesley-34	16,500
38	Jan. 14	L	@New York	86-98	14-24	1-L	Rose-23	Marshall-14	Allen-23	9,961
39	Jan. 17	L	@New Orleans	83-90	14-25	2-L	Rose-21	Marshall-12	McGrady-31	13,282
40	Jan. 18	L	@Miami	101-102 (2 OT)	14-26	3-L	Rose-30	Marshall-15	Stackhouse-23	22,215*
41	Jan. 20	W	@Atlanta	115-102	15-26	1-W	Rose-37	Marshall-13	Francis-26	22,052*
42	Jan. 22	L	@Orlando	91-94	15-27	1-L	Rose-28	Marshall-8	Maggette-25	17,548
43	Jan. 24	W	WASHINGTON	104-97	16-27	1-W	Fizer-18	Marshall-13	Wallace-28	19,991
44	Jan. 26	W	HOUSTON	100-98	17-27	2-W	Rose-29	Marshall-10	Lewis-23	16,055
45	Jan. 29	L	@L.A. Clippers	75-77	17-28	1-L	Rose-25	Marshall-9	Marion/Marbury-36	13,380
46	Jan. 31	L	@Portland	94-107	17-29	2-L	Fizer-17	Marshall-8	Howard-30	18,303
47	Feb. 1	L	@Seattle	77-90	17-30	3-L	Rose-23	Marshall-8	Iverson-36	22,145*
48	Feb. 3	L	@Phoenix	111-115 (OT)	17-31	4-L	Rose-28	Marshall-18	Boozer-23	9,023
49	Feb. 4	L	@Denver	100-102 (OT)	17-32	5-L	Marshall-21	Marshall-8	Iverson-29	20,507
50	Feb. 11	L	DETROIT	79-89	17-33	6-L	Rose-27	Marshall-12	McGrady-52	17,568
51	Feb. 12	L	@Philadelphia	111-119 (OT)	17-34	7-L	Rose-38	Chandler-17	Jones-23	14,987
52	Feb. 14	L	@New Jersey	72-90	17-35	8-L	Rose/Williams-13	Marshall-11	Stoudemire-19	17,857
53	Feb. 15	W	DENVER	88-69	18-35	1-W	Rose-27	Chandler-22	Lenard-20	18,178
54	Feb. 18	W	@Cleveland	107-101	19-35	2-W	Rose-28	Marshall-11	Robinson/Terry-23	21,867*
55	Feb. 19	L	PHILADELPHIA	82-110	19-36	1-L	Rose-20	Chandler-13	Dixon/Stackhouse-27	20,173
56	Feb. 21	L	@Orlando	96-110	19-37	2-L	Williams-20	Chandler-10	McGrady-26	18,178
57	Feb. 22	L	@Miami	90-100	19-38	3-L	Rose-31	Chandler-12	Arenas-28	22,303*
58	Feb. 24	W	PHOENIX	99-87	20-38	1-W	Rose-21	Rose-14	Bryant-36	23,122*
59	Feb. 26	W	TORONTO	103-95	21-38	2-W	Rose-25	Chandler-12	Gasol-27	15,565
60	Feb. 28	L	ATLANTA	88-110	21-39	1-L	Curry/Williams-16	Curry-7	Posey-26	14,758
61	Mar. 1	L	@Washington	93-101	21-40	2-L	Crawford/Rose-21	Holberg/Marshall-7	Duncan-22	18,797
62	Mar. 3	L	ORLANDO	89-104	21-41	3-L	Rose-24	Marshall-11	Chandler-11	17,023
63	Mar. 6	W	GOLDEN STATE	119-105	22-41	1-W	Chandler-14	Chandler-13	K. Thomas-20	22,121*
64	Mar. 8	L	L.A. CLIPPERS	97-103	22-42	1-L	Rose-30	Marshall-15	Hamilton-26	20,415
65	Mar. 11	W	L.A. LAKERS	116-99	23-42	1-W	Rose-37	Marshall-15	G. Butler-16	18,221
66	Mar. 12	L	@Memphis	95-124	23-43	1-L	Curry-21	Curry-10	B. Miller-22	15,971
67	Mar. 14	L	@Houston	91-121	23-44	2-L	Crawford-23	Blount-8	Stojakovic-27	22,638*
68	Mar. 16	L	@San Antonio	97-108	23-45	3-L	Marshall-29	Marshall-8	Allen/Lewis-26	17,879
69	Mar. 18	W	ATLANTA	103-78	24-45	1-W	Rose-31	Robinson-27	Payton-24	20,537
70	Mar. 22	W	NEW YORK	100-98	25-45	2-W	Curry-30	Chandler-13	J. O'Neal-38	20,198
71	Mar. 23	L	@Detroit	82-105	25-46	1-L	Curry-18	Chandler-16	Billups-29	22,087*
72	Mar. 26	W	MIAMI	82-74	26-46	1-W	Rose-19	Chandler-16	Szczerbiak-44	18,171
73	Mar. 28	L	@Indiana	89-140	26-47	1-L	Curry-18	Curry-7	Iverson-42	22,408*
74	Mar. 29	L	SACRAMENTO	92-107	26-48	2-L	Curry-24	Curry-14		
75	Apr. 1	L	SEATTLE	94-101 (OT)	26-49	3-L	Curry-28	Curry-15		
76	Apr. 2	L	@Philadelphia	101-108	26-50	4-L	Williams-23	Marshall-11		
77	Apr. 5	W	MILWAUKEE	117-115 (OT)	27-50	1-W	Rose-31	Marshall-13		
78	Apr. 8	W	INDIANA	115-103	28-50	2-W	Crawford-33	Blount-8		
79	Apr. 9	L	@Detroit	102-111 (OT)	28-51	1-L	Curry-26	Marshall-8		
80	Apr. 11	W	NEW JERSEY	95-86	29-51	1-W	Rose-14	Blount-8		
81	Apr. 13	L	@Minnesota	95-119	29-52	1-L	Crawford-22	Crawford-6		
82	Apr. 15	L	PHILADELPHIA	115-106	30-52	1-W	Crawford-33	Blount-8		

* home sellout



LEFT TO RIGHT: (front row): Roger Mason, Jr., Jalen Rose, Trenton Hassell, Jay Williams, Jamal Crawford, Fred Hoiberg, Eddie Robinson, Rick Brunson. (middle row): Strength & Conditioning Coach Erik Helland, Equipment Manager John Ligmanowski, Lonny Baxter, Donyell Marshall, Dalibor Bagaric, Tyson Chandler, Eddy Curry, Corie Blount, Marcus Fizer, Assistant Athletic Trainer Eric Waters, Head Athletic Trainer Fred Tedeschi. (back row): Strength & Conditioning Assistant Jeff Macy, Scout Gar Forman, Director of European Scouting Ivica Dukan, Assistant Coach Pete Myers, Head Coach Bill Cartwright, Assistant Coach Bob Thornton, Assistant Coach Bill Berry, Assistant Coach/Advance Scout Mike Wilhelm, Special Assistant to Executive Vice President Basketball Operations B.J. Armstrong, Executive Vice President Basketball Operations Jerry Krause.

DRAFT: First Round, Jay Williams (Duke); second round, Roger Mason, Jr. (Virginia) and Lonny Baxter (Maryland).

RECORD: 30-52 (SIXTH PLACE)

REGULAR SEASON: Signed free agents Corie Blount (07/31/02), Donyell Marshall (08/16/02) and Rick Brunson (09/18/02) ... hired Assistant Coach Bob Thornton (07/08/02) and Assistant Coach/Advance Scout Mike Wilhelm (09/05/02) ... began the season 2-0 for the first time since the 1996-97 season ... garnered a franchise-worst 3-38 road record ... held a 19-game road losing streak from 11/02/02 – 01/18/03 ... Marcus Fizer suffered a torn ACL at Portland on 01/31/03 and was forced to miss the final 36 games of the season ... Roger Mason, Jr. missed the first 55 games of the season on the injured list while recovering from shoulder surgery ... appeared in a franchise-record nine overtime games (1-8) ... the team's 30-52 record qualified it for a fifth-consecutive NBA Lottery appearance.


PLAYOFFS: Failed to qualify.

HONORS: Tyson Chandler (Sophomore team) participated in the Schick Rookie Challenge at All-Star Weekend ... rookie Jay Williams was named the NBA's "got milk?" Rookie of the Month for Dec. ... Williams also (Freshman team) participated in the Schick Rookie Challenge at All-Star Weekend ... Eddy Curry led the league in field goal percentage with .585 shooting from the floor ... the Bulls drew an average of 19,617 fans through 41 home games (fifth in the NBA in attendance) and had 20 home crowds of 20,000 or more (14-6 record), including 12 sellouts.



GAME	DATE	W-L	OPPONENT	SCORE BULLS-OPP.	TOTAL RECORD	SK	BULLS HL. SCORER	BULLS HL. REBOUNDER	OPPONENT HL. SCORER	GAME ATTEN.
1	Oct. 29	L	WASHINGTON	74-99	0-1	1-1	Crawford-12	Baxter/Pippen-7	Hughes-20	18,127
2	Oct. 31	W	ATLANTA	100-94	1-1	1-W	Curry-22	Chandler-22	Terry-24	15,300
3	Nov. 1	L	@Milwaukee	68-98	1-2	1-L	Crawford-17	Chandler-14	Smith-19	18,171
4	Nov. 3	L	HOUSTON	66-98	1-3	2-L	Crawford-19	Chandler-17	Francis-19	17,792
5	Nov. 5	W	@Orlando	106-100	2-3	1-W	Marshall-11	Marshall-11	McGrady-23	12,576
6	Nov. 7	L	PHILADELPHIA	85-106	2-4	1-L	Curry-21	Curry-9	Iverson-33	22,378*
7	Nov. 8	W	@New Orleans	109-106	3-4	1-W	Rose-34	Curry-9	Davis-35	13,173
8	Nov. 10	L	DENVER	97-105	3-5	1-L	Curry-20	Curry-9	Anthony-26	16,002
9	Nov. 12	W	@Boston	89-82	4-5	1-W	Rose-20	Curry-14	James-18	13,852
10	Nov. 13	L	MINNESOTA	89-92 (OT)	4-6	1-L	Rose-25	Curry/Marshall-9	Sprewell-27	21,722*
11	Nov. 15	L	SEATTLE	90-98	4-7	2-L	Chandler-11	Chandler-11	Lewis-27	22,411*
12	Nov. 18	L	@Phoenix	82-95	4-8	3-L	Gill-23	Marshall-10	Stoudemire-21	14,263
13	Nov. 21	L	@L.A. Lakers	94-101	4-9	4-L	Crawford-23	Marshall-11	Bryant-26	19,897
14	Nov. 23	L	@Sacramento	99-110	4-10	5-L	Chandler-19	Chandler-12	Stojakovic-21	17,377
15	Nov. 25	L	@Dallas	98-124	4-11	6-L	Chandler-17	Chandler/Fizer-6	Finley-26	19,993
16	Nov. 26	L	@San Antonio	98-109	4-12	7-L	Curry-19	Blount-9	Ginobili-17	16,771
17	Dec. 1	W	MILWAUKEE	97-87	5-12	1-W	Crawford-30	Je. Williams-10	Redd-26	17,140
18	Dec. 4	L	@Philadelphia	82-83	5-13	1-L	Crawford-22	Davis-13	Iverson-35	17,716
19	Dec. 6	L	NEW ORLEANS	91-97	5-14	2-L	Crawford-28	Davis-15	Armstrong-23	19,353
20	Dec. 8	L	SAN ANTONIO	82-96	5-15	3-L	Crawford-26	Davis-13	Ginobili-26	18,233
21	Dec. 12	L	@Milwaukee	95-109	5-16	4-L	Fizer-19	Curry-9	Redd-30	17,486
22	Dec. 13	W	INDIANA	86-75	6-16	1-W	Crawford/Hinrich-18	Fizer/Je. Williams-15	Artest-23	21,872*
23	Dec. 16	W	ORLANDO	102-88	7-16	2-W	Gill-29	Fizer-11	McGrady-26	18,111
24	Dec. 17	L	@Detroit	73-77	7-17	1-L	Crawford-22	Davis-14	Hamilton-24	17,041
25	Dec. 20	L	CLEVELAND	87-95	7-18	2-L	Crawford-16	Je. Williams-14	James-32	22,282*
26	Dec. 22	L	UTAH	80-92	7-19	3-L	Gill-13	Je. Williams-11	Kirklenko-26	17,604
27	Dec. 23	L	@New Jersey	78-95	7-20	4-L	Hinrich-17	Davis-9	Jefferson-26	13,285
28	Dec. 26	W	@Cleveland	87-80	8-20	1-W	Crawford-30	Davis-19	James-18	20,582
29	Dec. 27	W	WASHINGTON	100-96	9-20	2-W	Crawford-42	Je. Williams-14	Hughes-22	20,458
30	Dec. 29	L	MIAMI	83-90	9-21	1-L	Hinrich-16	Je. Williams-16	Odum-25	20,472
31	Dec. 30	L	@Minnesota	93-98	9-22	2-L	Hinrich-17	Blount/Davis-7	Garnett-28	20,092
32	Jan. 2	W	@New York	104-99	10-22	1-W	Crawford-26	Davis-10	Van Horn-25	19,763
33	Jan. 3	L	BOSTON	77-88	10-23	1-L	Crawford-18	Je. Williams-12	Pierce-33	22,315*
34	Jan. 5	W	PHOENIX	87-82	11-23	1-W	Hinrich-19	Je. Williams-15	Barbosa-27	16,720
35	Jan. 7	L	@Miami	95-102	11-24	1-L	Dupree-18	Dupree-9	Jones-27	14,413
36	Jan. 9	L	PORTLAND	78-87	11-25	2-L	Crawford-21	Davis-15	Anderson-19	19,491
37	Jan. 10	W	NEW ORLEANS	89-94	12-25	1-W	Crawford-20	Davis-11	Davis-29	19,664
38	Jan. 13	L	DETROIT	89-105	12-26	1-L	Hinrich-19	Je. Williams-11	Hamilton-24	17,295
39	Jan. 15	L	@Memphis	93-108	12-27	2-L	Crawford/Je. Williams-13	Je. Williams-9	Possey-23	12,239
40	Jan. 17	L	NEW YORK	96-101	12-28	3-L	Crawford/Curry-20	Davis-10	Houston-26	22,202*
41	Jan. 19	L	@Washington	83-93	12-29	4-L	Crawford-19	Davis-16	Hughes-25	15,407
42	Jan. 21	L	@Atlanta	87-97	12-30	5-L	Gill/Robinson-17	Davis-8	Abdur-Rahim/Jackson-22	10,568
43	Jan. 23	L	DALLAS	83-106	12-31	6-L	Hinrich-23	Davis-12	Nowitzki-26	18,761
44	Jan. 25	W	TORONTO	96-89	13-31	1-W	Crawford-27	Davis-14	Bosh-23	22,039*
45	Jan. 27	L	@L.A. Clippers	92-102	13-32	1-L	Robinson-17	Blount-9	Maggette-28	15,298
46	Jan. 28	L	@Denver	99-115	13-33	2-L	Curry-21	Blount/Robinson-5	White-24	15,420
47	Jan. 30	L	@Golden State	81-101	13-34	3-L	Crawford-16	Je. Williams-9	Three with 15	18,413
48	Jan. 31	L	@Portland	95-102 (OT)	13-35	4-L	Curry-27	Davis-4	Wallace-29	17,577
49	Feb. 2	L	@Seattle	87-109	13-36	5-L	Crawford-31	Je. Williams-7	Allen-27	14,372
50	Feb. 4	W	@Utah	95-79	14-36	1-W	Curry-23	Curry-12	Stevenson-17	19,911
51	Feb. 6	L	@Houston	80-82	14-37	1-L	Curry-21	Davis-11	Yao-22	16,970
52	Feb. 10	L	INDIANA	84-103	14-38	2-L	Curry-23	Davis-9	Artest-26	17,908
53	Feb. 12	W	BOSTON	107-87	15-38	1-W	Crawford-27	Chandler-11	Milne-14	18,620
54	Feb. 17	W	TORONTO	75-73	16-38	2-W	Crawford-25	Crawford/Davis-11	Carter-21	17,822
55	Feb. 20	L	SACRAMENTO	83-91	16-39	1-L	Crawford-23	Davis-12	Stojakovic-24	20,172
56	Feb. 21	L	MEMPHIS	98-105	16-40	2-L	Hinrich-25	Fizer-9	Possey-27	22,076*
57	Feb. 25	L	DETROIT	88-107	16-41	3-L	Curry-19	Chandler-8	Hamilton-21	19,814
58	Feb. 26	L	@Washington	87-95	16-42	4-L	Hinrich-23	Curry-10	Arenas-21	13,109
59	Feb. 28	W	GOLDEN STATE	87-81 (OT)	17-42	1-W	Crawford-27	Curry-14	Richardson-25	21,931*
60	Mar. 1	W	CLEVELAND	92-81	18-42	2-W	Hinrich-22	Chandler/Williams-10	Ilgaukas-19	19,203
61	Mar. 3	L	@New Orleans	97-100 (OT)	18-43	1-L	Crawford-34	Chandler-11	Mashburn-27	14,071
62	Mar. 6	L	@Philadelphia	88-97	18-44	2-L	Curry-24	Davis-10	Thomas-27	20,647
63	Mar. 9	L	PHILADELPHIA	81-89	18-45	3-L	Crawford/Curry-18	Johnson-14	Thomas-22	16,649
64	Mar. 10	L	@Detroit	65-98	18-46	4-L	Gill-12	Johnson-14	Billups-19	22,076
65	Mar. 12	L	@New Jersey	76-88	18-47	5-L	Crawford-25	Chandler-13	Jefferson-27	18,126
66	Mar. 13	L	L.A. LAKERS	81-88	18-48	6-L	Curry-16	Chandler-16	Bryant-35	23,067*
67	Mar. 16	L	@Cleveland	87-111	18-49	7-L	Crawford-17	Chandler-9	Ilgaukas-24	17,776
68	Mar. 19	W	@Toronto	96-91	19-49	1-W	Curry-28	Davis-14	Carter-30	19,348
69	Mar. 20	W	NEW YORK	87-81	20-49	2-W	Crawford/Curry-25	Curry-14	K. Thomas-17	21,465
70	Mar. 22	L	@Indiana	77-101	20-50	1-L	Curry-13	Chandler/Dupree-11	Miller-17	14,676
71	Mar. 23	L	NEW JERSEY	81-84	20-51	2-L	Chandler-34	Chandler/Johnson-6	Jefferson-20	21,291
72	Mar. 26	L	MILWAUKEE	105-115	20-52	3-L	Pargo-34	Johnson-8	Smith-23	21,246
73	Mar. 27	L	@Atlanta	88-97	20-53	4-L	Fizer-15	Johnson-8	Jackson-27	12,466
74	Mar. 29	L	@Miami	96-105	20-54	5-L	Hinrich-20	Johnson-12	C. Butler-30	16,500
75	Mar. 31	W	@Orlando	109-91	21-54	1-W	Crawford-27	Dupree/Johnson-7	Howard-26	13,017
76	Apr. 2	W	L.A. CLIPPERS	114-110 (OT)	22-54	2-W	Curry-27	Davis-17	Maggette-34	19,443
77	Apr. 3	L	MIAMI	83-87	22-55	1-L	Curry-20	Davis-11	Jones-21	17,764
78	Apr. 7	L	@New York	82-96	22-56	2-L	Curry-12	Davis-11	Hardaway-21	19,763
79	Apr. 9	L	ATLANTA	101-116	22-57	3-L	Hinrich-29	Johnson-12	Jackson-36	21,184
80	Apr. 11	W	@Toronto	114-108 (OT)	23-57	1-W	Crawford-50	Curry/Fizer-12	Rose-32	17,362
81	Apr. 12	L	ORLANDO	84-93	23-58	1-L	Fizer-30	Fizer-20	Howard-38	19,778
82	Apr. 14	L	@Indiana	96-101	23-59	2-L	Crawford-31	Fizer-16	Harrington-22	16,074

* home sellout



LEFT TO RIGHT: (front row): Scottie Pippen, Ronald Dupree, Kendall Gill, Kirk Hinrich, Jamal Crawford, Jannero Pargo, Eddie Robinson. (middle row): Linton Johnson III, Marcus Fizer, Antonio Davis, Eddy Curry, Tyson Chandler, Paul Shirley, Jerome Williams, Chris Jefferies. (back row): Equipment Manager John Ligmanowski, Assistant Athletic Trainer Eric Waters, Head Athletic Trainer Fred Tedeschi, Assistant Coach Pete Myers, Assistant Coach Ron Adams, Head Coach Scott Skiles, Assistant Coach Johnny Bach, Assistant Coach/Advance Scout Mike Wilhelm, Strength and Conditioning Coach Erik Helland, Assistant Strength and Conditioning Coach Jeff Macy.

DRAFT: First round, Kirk Hinrich (Kansas); second round, Mario Austin (Mississippi State), Matt Bonner (Florida), Tommy Smith (Arizona State). The Bulls then conveyed Bonner's draft rights to Toronto for a future second-round pick.

RECORD: 23-59 (EIGHTH PLACE)

REGULAR SEASON: Signed free agents Scottie Pippen (07/20/03), Corie Blount (07/31/03) and Kendall Gill (08/20/03) ... hired Assistant Coaches Johnny Bach (07/15/03) and Ron Adams (07/16/03) ... relieved Bill Cartwright of his head coaching duties (11/24/03) ... hired Head Coach Scott Skiles (11/28/03) ... traded Lonny Baxter, Donyell Marshall and Jalen Rose to Toronto for Antonio Davis, Chris Jefferies and Jerome Williams (12/01/03) ... acquired Rick Brunson from Toronto for Roger Mason, Jr. (12/16/03) ... snapped a 26-game road losing streak versus Western Conference teams with a 95-79 win at Utah (02/04/04) ... the team's 23-59 record qualified it for a sixth-consecutive NBA Lottery appearance.

PLAYOFFS: Failed to qualify.

HONORS: Kirk Hinrich (Freshman team) participated in the Schick Rookie Challenge at All-Star Weekend ... Hinrich also was named to the got milk? NBA All-Rookie First Team ... the Bulls drew an average of 19,736 fans through 41 home games (third in the NBA), including 11 sellouts ... the Bulls also hosted the seven largest crowds in the NBA that season, including a season-high draw of 23,067 versus the L.A. Lakers at the United Center.



GAME	DATE	W-L	OPPONENT	SCORE BULLS-OPP.	TOTAL RECORD	SK	BULLS HI. SCORER	BULLS HI. REBOUNDER	OPPONENT HI. SCORER	GAME ATTN.
1	Nov. 5	L	NEW JERSEY	106-111 (20T)	0-1	1-1	Hinrich-34	Nocioni-14	Jefferson-26	20,117
2	Nov. 6	L	@ Indiana	90-100	0-2	2-1	Deng-25	Chandler/Nocioni-7	Jackson-24	18,022
3	Nov. 9	L	PHOENIX	74-94	0-3	3-1	Deng-18	Candler/Nocioni/Harr-9	Stoudemire-26	17,595
4	Nov. 13	L	LA CLIPPERS	96-97	0-4	4-1	Curry-20	Chandler-13	Maggette-23	21,764*
5	Nov. 16	L	@ Sacramento	106-113	0-5	5-1	Platkowski-24	Chandler-14	Stojakovic-29	17,317
6	Nov. 17	L	@ Golden State	86-98	0-6	6-1	Hinrich-15	Nocioni-9	Richardson-27	14,866
7	Nov. 19	L	@ Denver	81-89	0-7	7-1	Nocioni-22	Nocioni-6	Boyd-32	17,171
8	Nov. 21	L	LA LAKERS	93-102	0-8	8-1	Hinrich-24	Curry-11	Bryant-29	18,997
9	Nov. 22	L	@ Phoenix	82-100	0-9	9-1	Chandler/Gordon-9	Chandler/Carry-9	Marion/Stoudemire-21	15,285
10	Nov. 24	W	@ Utah	101-99	1-9	1-W	Gordon-22	Chandler-7	Kirilenko-20	18,563
11	Nov. 27	L	@ Cleveland	74-96	1-10	1-1	Curry-20	Chandler-9	James-26	18,763
12	Dec. 1	W	LA LAKERS	92-84	2-10	1-1	Curry/Deng-18	Chandler-18	Bryant-28	18,524
13	Dec. 3	L	MIAMI	81-105	2-11	1-1	Hinrich-17	Chandler-9	LeForn-23	18,860
14	Dec. 4	L	@ Washington	88-95	2-12	2-1	Nocioni-16	Chandler-21	Arenas-34	16,332
15	Dec. 6	L	SAN ANTONIO	75-91	2-13	3-1	Chandler-17	Chandler-12	Parker-17	16,353
16	Dec. 8	W	CLEVELAND	113-85	3-13	1-W	Gordon-21	Chandler/Carry-9	James-19	15,374
17	Dec. 10	L	PHILADELPHIA	88-93	3-14	1-1	Deng-17	Griffin/Hinrich-6	Iverson-22	20,823
18	Dec. 11	W	MINNESOTA	99-88	4-14	1-W	Chandler-16	Chandler-16	Cassell-17	20,782
19	Dec. 13	L	DALLAS	93-94	4-15	1-1	Curry-20	Chandler-11	Finley-27	16,191
20	Dec. 15	W	@ Memphis	96-88	5-15	1-W	Curry-20	Chandler-10	Gasol-24	14,163
21	Dec. 16	W	MILWAUKEE	86-77	6-15	2-W	Hinrich-28	Chandler-10	Redd-22	14,403
22	Dec. 18	W	INDIANA	85-71	7-15	3-W	Curry-23	Curry-13	Tinsley-33	19,474
23	Dec. 20	W	PORTLAND	92-87	8-15	4-W	Gordon-23	Davis-12	Randolph-26	19,023
24	Dec. 22	W	@ Detroit	89-82	9-15	5-W	Gordon-19	Chandler-11	Billups-32	22,076
25	Dec. 26	L	@ Milwaukee	92-99	9-16	1-1	Gordon-19	Chandler-8	Redd-39	15,738
26	Dec. 28	L	NEW JERSEY	80-84	9-17	2-1	Hinrich-30	Chandler/Deng-8	Carter-25	22,803*
27	Jan. 1	W	ORLANDO	105-80	10-17	1-W	Curry-22	Davis-9	Hill-16	20,763
28	Jan. 3	L	DETROIT	80-87	10-18	1-1	Gordon-27	Chandler-14	Hamilton-28	18,523
29	Jan. 5	W	@ New Orleans	95-89	11-18	1-W	Hinrich-19	Curry/Davis-9	Davis-21	13,359
30	Jan. 7	W	UTAH	84-78	12-18	2-W	Deng-22	Chandler-9	Grice/Harping-13	16,887
31	Jan. 8	W	BOSTON	102-91	13-18	3-W	Hinrich-22	Harrington-10	Pierce-20	18,932
32	Jan. 10	W	GOLDEN STATE	94-85	14-18	4-W	Harrington-20	Chandler-8	Claughton-24	17,032
33	Jan. 12	W	PHILADELPHIA	110-78	15-18	5-W	Gordon-31	Nocioni-8	Iverson-21	18,095
34	Jan. 15	W	NEW YORK	86-84	16-18	6-W	Curry-17	Chandler-10	Marbury-25	22,358*
35	Jan. 17	W	@ New York	88-86	17-18	7-W	Deng-19	Hinrich-13	Marbury-25	18,040
36	Jan. 19	L	@ Boston	83-82	17-19	1-1	Curry-26	Chandler-14	Pierce-28	13,109
37	Jan. 21	W	ATLANTA	95-85	18-19	1-W	Hinrich-23	Davis-8	Walker-25	18,815
38	Jan. 22	W	@ Detroit	100-99	19-19	2-W	Hinrich-24	Davis-8	Hamilton-32	22,076
39	Jan. 24	W	@ Atlanta	107-82	20-19	3-W	Curry-19	Harrington-8	Harrington-18	11,659
40	Jan. 25	W	DENVER	111-107	21-19	4-W	Hinrich-23	Chandler-13	Anthony-32	18,911
41	Jan. 27	W	CHARLOTTE	101-83	22-19	5-W	Nocioni-17	Chandler-6	Rush-24	19,439
42	Jan. 29	L	BOSTON	97-101	22-20	1-1	Gordon-31	Davis-14	Davis-24	22,869*
43	Feb. 1	L	@ New Jersey	97-107	22-21	2-1	Hinrich-18	Griffin-8	Carter-31	14,546
44	Feb. 5	L	@ Miami	97-108	22-22	3-1	Gordon-25	Deng-9	O'Neal-26	20,061
45	Feb. 8	W	@ Dallas	107-100	23-22	1-W	Deng-30	Chandler-15	Nowitzki-27	10,224
46	Feb. 9	L	@ Houston	92-105	23-23	1-1	Hinrich-16	Chandler-20	McGrady-24	14,267
47	Feb. 13	W	@ Minnesota	87-83	24-23	1-W	Gordon-21	Chandler-11	Spewell-26	19,420
48	Feb. 15	W	SACRAMENTO	107-102	25-23	2-W	Curry-25	Curry-12	Miller-23	21,789*
49	Feb. 16	W	@ Toronto	121-115	26-23	3-W	Hinrich-28	Chandler-8	Bosh-28	15,881
50	Feb. 22	W	MIAMI	105-101 (OT)	27-23	4-W	Gordon-29	Chandler-12	Wade-21	22,682*
51	Feb. 23	L	@ Cleveland	91-100	27-24	1-1	Gordon-21	Chandler-7	Ilgasuskas-33	20,562
52	Feb. 25	W	WASHINGTON	97-90	28-24	1-W	Hinrich-26	Davis-10	Arenas-36	22,708*
53	Feb. 26	W	@ Charlotte	94-90	29-24	2-W	Davis-20	Harrington-9	Okafor-26	17,495
54	Mar. 1	L	HOUSTON	89-119	29-25	1-1	Curry-17	Harrington-9	McGrady-32	21,755*
55	Mar. 4	L	@ San Antonio	99-102	29-26	2-1	Gordon/Harrington-20	Nocioni-7	Duncan-31	18,797
56	Mar. 5	L	@ Milwaukee	87-95	29-27	3-1	Hinrich-24	Chandler-12	Mason-20	18,717
57	Mar. 7	W	MILWAUKEE	90-85	30-27	1-W	Hinrich-17	Nocioni-8	Redd-26	20,042
58	Mar. 9	W	@ Portland	97-84	31-27	2-W	Curry-25	Chandler-13	Abdur-Rahim-22	14,251
59	Mar. 11	W	@ Seattle	100-97	32-27	3-W	Gordon-22	Curry-8	Lewis-27	17,072
60	Mar. 13	L	@ LA Clippers	78-83	32-28	1-1	Curry-19	Curry-8	Brand-20	19,060
61	Mar. 15	L	SEATTLE	93-99	32-29	2-1	Gordon-21	Davis-10	Lewis-30	21,762*
62	Mar. 16	L	@ New Jersey	84-100	32-30	1-1	Gordon/Nocioni-15	Chandler-14	Carter-30	14,244
63	Mar. 18	L	NEW ORLEANS	90-94	32-31	3-1	Hinrich-27	Chandler-15	Dickau/Magloire-17	22,217*
64	Mar. 19	W	@ Philadelphia	94-88	33-31	1-W	Harrington-24	Davis-9	Iverson-31	20,589
65	Mar. 21	W	ATLANTA	105-91	34-31	2-W	Curry-24	Chandler-13	Childress-17	21,945*
66	Mar. 23	W	@ Toronto	94-85	35-31	3-W	Curry-16	Chandler-11	Rose-30	18,974
67	Mar. 25	W	@ Boston	94-86	36-31	4-W	Curry-16	Chandler-10	Pierce/Walker-18	18,824
68	Mar. 26	W	INDIANA	100-86	37-31	5-W	Curry-27	Chandler/Pargo-7	Jackson-34	22,755*
69	Mar. 28	W	MEMPHIS	94-86	38-31	6-W	Curry-25	Chandler-14	Well-30	21,395*
70	Mar. 30	W	@ Charlotte	102-99	39-31	7-W	Gordon-35	Chandler-15	Wallace-23	12,606
71	Mar. 31	W	CLEVELAND	102-90 (OT)	40-31	8-W	Gordon-21	Chandler-15	Gordon-27	22,678*
72	Apr. 2	W	CHARLOTTE	112-87	41-31	9-W	Harrington-22	Chandler-15	Okafor-29	22,074*
73	Apr. 5	L	@ Miami	86-104	41-32	1-1	Gordon/Nocioni-14	Chandler/Griffin-9	Wade-39	20,206
74	Apr. 6	W	@ Orlando	102-101 (OT)	42-32	1-W	Hinrich-25	Chandler-22	Francis-29	13,847
75	Apr. 8	W	@ New York	102-94	43-32	2-W	Gordon-22	Chandler-9	Marbury-29	18,763
76	Apr. 9	W	TORONTO	110-87	44-32	3-W	Hinrich-25	Chandler-21	Rose-18	22,281*
77	Apr. 11	L	DETROIT	84-85 (OT)	44-33	1-1	Hinrich-15	Chandler-16	Billups-28	22,233*
78	Apr. 13	L	@ Washington	82-93	44-34	2-1	Gordon/Hinrich-21	Davis-10	Hughes-23	18,181
79	Apr. 15	W	ORLANDO	117-77	45-34	1-W	Duhon/Grdn/Nocni-17	Chandler-14	Francis-16	22,442*
80	Apr. 16	W	@ Atlanta	114-105	46-34	2-W	Duhon-24	Chandler-11	Dek-18	19,445
81	Apr. 19	W	NEW YORK	92-91	47-34	3-W	Hinrich-34	Nocioni-8	Crawford-24	22,276*
82	Apr. 20	L	@ Indiana	83-85	47-35	1-1	Pargo-17	Harrington-9	O'Neal-21	18,345

* home sellout



LEFT TO RIGHT: (front row): Adrian Griffin, Chris Duhon, Ben Gordon, Kirk Hinrich, Jannero Pargo, Frank Williams. (middle row): Luol Deng, Eric Piatkowski, Othella Harrington, Jared Reiner, Tyson Chandler, Eddy Curry, Antonio Davis, Andrés Nocioni. (back row): Equipment Manager John Ligmanowski, Strength and Conditioning Coach Erik Helland, Assistant Coach/Advance Scout Mike Wilhelm, Assistant Coach Pete Myers, Assistant Coach Ron Adams, Head Coach Scott Skiles, Assistant Coach Jim Boylan, Head Athletic Trainer Fred Tedeschi, Assistant Athletic Trainer Marc Boff, Assistant Strength and Conditioning Coach Jeff Macy.

DRAFT: First round, Ben Gordon (Connecticut); second round, Jackson Vroman (Iowa State), Chris Duhon (Duke). The Bulls then traded the rights to Vroman, a future first-round pick and cash to Phoenix for No. 7 pick Luol Deng (Duke).

RECORD: 47-35 (SECOND PLACE)

REGULAR SEASON: Re-signed Jamal Crawford and traded him and Jerome Williams to New York in exchange for Othella Harrington, Dikembe Mutombo, Cezary Trybanski and Frank Williams (08/08/04) ... signed free agents Andrés Nocioni (08/11/04) and Jared Reiner (09/30/04) ... acquired Adrian Griffin, Eric Piatkowski and Mike Wilks from Houston in exchange for Dikembe Mutombo (09/08/04) ... Scottie Pippen retired (10/05/04) ... attempted a franchise record 34 three-pointers in season-opening double-overtime loss to New Jersey at the United Center (11/05/04) ... started the season 0-9, tying the franchise record for worst start in club history (ties 1967-68 start) ... NBA's best record of 13-3 during Jan. 2005 ... held a franchise record 26-consecutive opponents under 100 points ... had four streaks of at least five wins, including a season-high nine game winning streak ... held opponents to a franchise record and NBA-best .422 from the floor ... sixth team in NBA history to fall 11 games below .500 during the regular season and rebound to finish with a winning record (also 1976-77 Bulls).


PLAYOFFS: Qualified for first time since 1998 ... eliminated in first round by Washington (4-2).

HONORS: Ben Gordon became first rookie to be named NBA's Sixth Man of the Year ... Gordon (Freshman team), Luol Deng (Freshman team) and Kirk Hinrich (Sophomore team) participated in the got milk? Rookie Challenge during All-Star Weekend ... Gordon named Eastern Conference got milk? Rookie of the Month for Jan., Feb. and March ... Scott Skiles named Eastern Conference Coach of the Month for Jan. ... Gordon and Deng were also named to the got milk? NBA All-Rookie First Team ... the Bulls finished second in the NBA in attendance (averaged 20,204) and hosted 19 sell-outs at the United Center, including 11 consecutive sellouts to close the regular season.



GAME	DATE	W-L	OPPONENT	SCORE	BULLS-OPP.	TOTAL	SK	BULLS	HL. SCORER	BULLS	HL. REBOUNDER	OPPONENT	HL. SCORER	GAME
1	Nov. 2	W	CHARLOTTE	109-105 (OT)	1-0	1-W	Duhon-18	Chandler-11	Wallace-28					19,251
2	Nov. 5	L	@New Jersey	99-100	1-1	1-L	Hinrich-26	Deng-9	Carter/Jefferson-28					16,898
3	Nov. 7	L	SAN ANTONIO	95-104 (OT)	1-2	2-L	Deng-19	Sweetney-13	Duncan-24					21,827
4	Nov. 9	W	GOLDEN STATE	85-84	2-2	1-W	Hinrich-23	Chandler/Sweetney-9	Davis-17					19,723
5	Nov. 12	W	UTAH	103-98	3-2	2-W	Deng-21	Chandler-11	Okur-33					22,272
6	Nov. 14	L	@Golden State	82-100	3-3	1-L	Nocioni-17	Chandler-9	Richardson-32					16,454
7	Nov. 16	L	@Portland	93-96	3-4	2-L	Sweetney-24	Sweetney-14	Randolph-22					12,368
8	Nov. 18	L	@Seattle	84-98	3-5	3-L	Deng-16	Sweetney-11	Allen/Lewis-27					16,429
9	Nov. 20	W	@L.A. Lakers	96-93	4-5	1-W	Duhon-21	Chandler-15	Bryant-43					19,997
10	Nov. 25	W	@San Antonio	106-99	5-5	2-W	Gordon-19	Chandler-12	Duncan-24					18,797
11	Nov. 26	W	@Houston	94-89	6-5	3-W	Gordon-18	Nocioni-8	Yao-30					18,005
12	Nov. 29	W	ORLANDO	85-76	7-5	4-W	Deng-21	Nocioni-11	Turkoglu-20					21,921
13	Nov. 30	L	@New York	101-109	7-6	1-L	Gordon-28	Songaila-6	Crawford-28					17,909
14	Dec. 2	W	@Boston	106-101	8-6	1-W	Deng-28	Chandler-16	Pierce-43					14,393
15	Dec. 3	L	DETROIT	79-82	8-7	1-L	Deng-18	Deng-9	R. Wallace-26					21,875
16	Dec. 5	L	DALLAS	94-102	8-8	2-L	Gordon-26	Chandler/Sweetney-7	Nowitzki-35					21,733
17	Dec. 7	W	@Orlando	102-93	9-8	1-W	Pargo-23	Deng-10	Howard-17					12,702
18	Dec. 9	L	L.A. LAKERS	80-93	9-9	1-L	Hinrich-26	Sweetney-12	Bryant-23					22,410
19	Dec. 10	W	@Washington	118-111	10-9	1-W	Duhon-24	Deng-12	Arenas-42					18,833
20	Dec. 13	L	MIAMI	97-100	10-10	1-L	Hinrich-26	Chandler-10	O'Neal-30					19,129
21	Dec. 14	W	@Toronto	105-94	11-10	1-W	Songaila-18	Deng-9	Bosh-25					16,169
22	Dec. 16	L	@Detroit	82-110	11-11	1-L	Duhon-13	Chandler-8	R. Wallace-19					22,076
23	Dec. 17	W	BOSTON	118-86	12-11	1-W	Sweetney-24	Sweetney-7	Davis-21					20,746
24	Dec. 20	L	CHARLOTTE	92-105	12-12	1-L	Duhon/Harrington-16	Chandler-8	Felton-21					21,768
25	Dec. 22	L	CLEVELAND	100-108	12-13	2-L	Gordon-22	Nocioni-10	James-37					21,874
26	Dec. 23	L	@Memphis	77-95	12-14	3-L	Nocioni-14	Chandler-12	Miller-27					15,917
27	Dec. 26	L	@Cleveland	91-102	12-15	4-L	Chdler/Duhon/Noc-15	Chdrlr/Noc/Sweet-15	James-32					20,562
28	Dec. 28	L	@Charlotte	80-93	12-16	5-L	Deng-18	Chandler-9	Ely-20					17,456
29	Dec. 31	L	PHOENIX	98-107 (OT)	12-17	6-L	Hinrich-25	Deng-14	Marion-28					22,105
30	Jan. 2	L	MILWAUKEE	82-93	12-18	7-L	Gordon-28	Deng-10	Redd-29					20,968
31	Jan. 4	L	SEATTLE	97-101	12-19	8-L	Gordon-21	Duhon-9	Lewis-21					19,418
32	Jan. 6	W	@Milwaukee	105-91	13-19	1-W	Hinrich-18	Harrington-11	Redd-25					17,214
33	Jan. 7	W	MEMPHIS	111-82	14-19	2-W	Hinrich-26	Three-6	Burke-18					20,778
34	Jan. 9	W	TORONTO	113-104	15-19	3-W	Hinrich-25	Noc/Sweet-9	Bosh-26					21,103
35	Jan. 11	L	@Minnesota	93-99	15-20	1-L	Nocioni-23	Nocioni-9	Garnett-28					15,177
36	Jan. 14	L	INDIANA	89-91	15-21	2-L	Nocioni-15	Sweetney-11	Jackson-29					22,011
37	Jan. 16	L	DENVER	94-97	15-22	3-L	Hinrich-20	Deng-10	Anthony-39					21,793
38	Jan. 18	W	NEW YORK	106-104 (OT)	16-22	1-W	Gordon-32	Sweetney-11	Crawford-19					21,268
39	Jan. 20	L	HOUSTON	108-109 (2 OT)	16-23	1-L	Deng-19	Songaila-10	McGrady-35					20,550
40	Jan. 21	W	@Indiana	101-89	17-23	1-W	Nocioni-20	Chandler-14	Jackson-21					18,345
41	Jan. 25	W	@Toronto	104-88	18-23	2-W	Duhon-26	Chandler-8	Bosh-20					14,198
42	Jan. 27	W	WASHINGTON	90-79	19-23	3-W	Gordon-26	Chandler-20	Arenas-23					21,720
43	Jan. 28	W	ATLANTA	111-89	20-23	4-W	Gordon-23	Chandler-14	Johnson-40					21,175
44	Jan. 31	L	@Dallas	94-98	20-24	1-L	Hinrich-28	Chandler-16	Howard-22					19,567
45	Feb. 1	L	@New Orleans	95-100	20-25	2-L	Hinrich-20	Chandler-13	Paul-25					19,163
46	Feb. 4	L	@Phoenix	101-118	20-26	3-L	Gordon-39	Chandler-12	Marion-26					18,422
47	Feb. 6	L	@Utah	107-109 (OT)	20-27	4-L	Gordon-35	Chandler-11	Harping-28					18,569
48	Feb. 8	W	@Denver	110-107	21-27	1-W	Gordon-30	Chandler-14	Anthony-31					15,038
49	Feb. 9	L	@Sacramento	80-88	21-28	1-L	Nocioni/Songaila-14	Chandler-16	Martin-23					17,317
50	Feb. 12	W	@L.A. Clippers	97-91	22-28	1-W	Hinrich/Pargo-17	Chandler-10	Brand-29					17,365
51	Feb. 14	L	SACRAMENTO	101-105 (OT)	22-29	1-L	Gordon-30	Chandler-15	Bibby-31					19,951
52	Feb. 16	W	PHILADELPHIA	117-84	23-29	1-W	Gordon-21	Sweetney-12	Iverson-18					21,962
53	Feb. 22	W	MILWAUKEE	97-91	24-29	2-W	Hinrich-26	Chandler-12	Redd-30					20,648
54	Feb. 24	L	DETROIT	87-95	24-30	1-L	Gordon-24	Chandler-11	Billups-17					22,442
55	Feb. 25	L	@Philadelphia	102-108	24-31	2-L	Duhon-17	Allen/Chandler-8	Iverson-38					19,981
56	Feb. 28	W	MINNESOTA	111-100	25-31	1-W	Hinrich-30	Hinrich-13	Garnett-27					19,865
57	Mar. 2	L	CLEVELAND	91-92	25-32	1-L	Hinrich-25	Chandler-15	James-33					20,726
58	Mar. 3	W	@New York	108-101	26-32	1-W	Hinrich-33	Deng-15	Francis-18					19,763
59	Mar. 5	L	@Cleveland	72-91	26-33	1-L	Gordon-17	Deng-12	James-37					20,562
60	Mar. 7	W	NEW JERSEY	95-87	27-33	1-W	Nocioni-24	Chandler-15	Kristie-29					20,837
61	Mar. 8	L	@Detroit	101-106	27-34	1-L	Gordon-28	Chandler-12	Billups-27					22,076
62	Mar. 10	L	L.A. CLIPPERS	96-107	27-35	2-L	Hinrich-21	Deng-18	Cassell-32					21,975
63	Mar. 11	W	@Atlanta	95-90	28-35	1-W	Deng-21	Chandler-12	Harrington-32					15,301
64	Mar. 14	W	PORTLAND	85-66	29-35	2-W	Gordon-23	Chandler-8	Randolph-25					20,604
65	Mar. 15	L	@Milwaukee	88-104	29-36	1-L	Nocioni-25	Chandler/Nocioni-9	Simmons-26					14,879
66	Mar. 18	L	MIAMI	84-85	29-37	2-L	Deng-19	Nocioni-12	Wade-15					22,438
67	Mar. 19	L	@Washington	104-113	29-38	3-L	Gordon-20	Deng/Schenscher-8	Arenas-29					15,319
68	Mar. 22	L	@Indiana	85-95	29-39	4-L	Nocioni-17	Nocioni-10	Jackson-24					14,632
69	Mar. 24	W	NEW ORLEANS	96-82	30-39	1-W	Gordon-25	Chandler-21	Paul-13					21,793
70	Mar. 26	W	@Boston	101-97	31-39	2-W	Deng-20	Chandler-11	Pierce-24					18,624
71	Mar. 28	L	ORLANDO	93-97	31-40	1-L	Nocioni-26	Nocioni-10	Nelson-24					21,838
72	Mar. 31	W	@Charlotte	113-107	32-40	1-W	Nocioni-24	Nocioni-11	Jones-28					16,607
73	Apr. 1	W	BOSTON	100-94	33-40	2-W	Hinrich-30	Chandler/Nocioni-11	Szczerbiak-28					21,799
74	Apr. 4	W	INDIANA	102-96	34-40	3-W	Gordon-23	Nocioni-12	Jackson-22					21,199
75	Apr. 5	W	@Philadelphia	99-92	35-40	4-W	Gordon/Nocioni-21	Chandler-15	Iverson-26					16,475
76	Apr. 8	L	PHILADELPHIA	75-89	35-41	1-L	Nocioni-19	Chandler/Nocioni-10	Iverson-39					22,478
77	Apr. 11	W	NEW JERSEY	104-101	36-41	1-W	Gordon-36	Nocioni-17	Carter-43					20,402
78	Apr. 12	W	@Atlanta	96-90	37-41	2-W	Gordon-19	Nocioni-11	Smith-22					17,203
79	Apr. 14	W	WASHINGTON	103-101	38-41	3-W	Gordon-32	Deng-8	Arenas-36					20,675
80	Apr. 16	W	@Miami	117-93	39-41	4-W	Deng-26	Nocioni-8	Walker-22					20,248
81	Apr. 17	W	@Orlando	116-112 (OT)	40-41	5-W	Hinrich-26	Deng-11	Turkoglu-32					17,283
82	Apr. 19	W	TORONTO	127-106	41-41	6-W	Gordon-24	Nocioni-11	Peterson/Villanueva-29					20,364

* home sellout



LEFT TO RIGHT: (front row): Andrés Nocioni, Chris Duhon, Ben Gordon, Kirk Hinrich, Jannero Pargo, Eddie Basden, (middle row): Luol Deng, Darius Songaila, Malik Allen, Luke Schenscher, Tyson Chandler, Othella Harrington, Michael Sweetney, Eric Piatkowski, (back row): Equipment Manager John Ligmanowski, Strength and Conditioning Coach Erik Helland, Assistant Coach/Advance Scout Mike Wilhelm, Assistant Coach Pete Myers, Assistant Coach Ron Adams, Head Coach Scott Skiles, Lead Assistant Coach Jim Boylan, Head Athletic Trainer Fred Tedeschi, Assistant Athletic Trainer Marc Boff, Assistant Strength and Conditioning Coach Jeff Macy. Inset: Randy Livingston.

DRAFT: No selections in the 2005 NBA Draft.

RECORD: 41-41 (FOURTH PLACE)

REGULAR SEASON: Re-signed head coach Scott Skiles (06/16/05) ... signed free agents Eddie Basden (08/09/05), Malik Allen (09/02/05) and Darius Songaila (09/23/05) and re-signed Othella Harrington (08/24/05), Tyson Chandler (09/21/05) and Jannero Pargo (10/03/05) ... matched Toronto's contract offer for Chris Duhon (08/15/05) ... re-signed Eddy Curry and traded him and Antonio Davis to New York in exchange for Michael Sweetney, Tim Thomas, Jermaine Jackson, a conditional first round draft pick and two second round draft picks (10/04/05) ... exercised the fourth-year option on Kirk Hinrich (10/24/05) ... retired Scottie Pippen's No. 33 (12/09/05) ... Ben Gordon hit nine 3FG at Phoenix (02/04/06), a franchise record and an NBA season-high ... Gordon then went a perfect 9-of-9 on 3FG against Washington (04/14/06), tying his own franchise record for 3FGM in a game and matching the all-time NBA record for most 3FGM in a game without a miss ... team set franchise overtime records for most points scored (20), free throws made (14) and free throws attempted (16) at Orlando (04/17/06) ... held opponents to an NBA-best .426 - the second-consecutive season the team held the league's top defensive field goal percentage ... closed the regular season winning 12 of their final 14 games, including a season-high six game winning streak to end the season ... posted an NBA-best 9-1 mark during the month of April.

PLAYOFFS: Qualified for the second straight season ... eliminated in first round by Miami (4-2).

HONORS: Deng, Gordon and Nocioni (all Sophomore Team) participated in the T-Mobile Rookie Challenge during All-Star Weekend ... Gordon named Eastern Conference Player of the Week for games played April 10-16 ... Scott Skiles named Eastern Conference Coach of the Month for April ... for the second-consecutive season, the Bulls finished second in the NBA in attendance (averaged 21,188) and hosted 20 regular season sellouts at the United Center.



GAME	DATE	W-L	OPPONENT	SCORE BULLS-OPP.	TOTAL RECORD	SK	BULLS HI. SCORER	BULLS HI. REBOUNDER	OPPONENT HI. SCORER	GAME ATTEN.
1	Oct. 31	W	@Miami	108-66	1-0	1-W	Hinrich-26	Nocioni/Wallace-11	Wade-25	20,229*
2	Nov. 1	L	@Orlando	94-109	1-1	1-L	Gordon-24	Wallace-5	Howard-27	17,451*
3	Nov. 3	L	SACRAMENTO	88-89	1-2	2-L	Deng-29	Wallace-13	Martin-30	22,454*
4	Nov. 6	W	MILWAUKEE	110-85	2-2	1-W	Gordon-37	Brown-11	Redd-30	21,715*
5	Nov. 9	L	@Cleveland	94-113	2-3	1-L	Hinrich-20	Brown-6	Gooden-20	19,947*
6	Nov. 11	W	INDIANA	89-80	3-3	1-W	Hinrich-23	Wallace-18	Harrington-19	22,555*
7	Nov. 14	L	@Dallas	99-111	3-4	1-L	Hinrich-25	Deng-10	Nowitzki-31	20,274*
8	Nov. 16	L	@Houston	100-101	3-5	2-L	Gordon-37	Hinrich-7	McGrady-21	16,764
9	Nov. 17	L	@San Antonio	83-100	3-6	3-L	Gordon-21	Wallace-10	Duncan-21	18,797*
10	Nov. 19	L	@LA Lakers	72-82	3-7	4-L	Nocioni-30	Wallace-12	Odum-23	19,997*
11	Nov. 21	L	@Denver	109-113	3-8	5-L	Hinrich-28	Wallace-16	Smith-36	16,172
12	Nov. 24	L	@Philadelphia	108-123	3-9	6-L	Deng-28	Nocioni-10	Iverson-26	16,795
13	Nov. 25	W	@New York	106-95	4-9	1-W	Deng-24	Deng-9	Iverson-26	18,763*
14	Nov. 28	W	NEW YORK	102-85	5-9	2-W	Gordon-23	Wallace-12	Curry-24	22,272*
15	Dec. 1	W	@NOK Hornets	111-108	6-9	3-W	Nocioni-31	Nocioni-13	Paul-33	19,164*
16	Dec. 2	W	WASHINGTON	112-94	7-9	4-W	Gordon-28	Thomas-10	Butler-21	22,180*
17	Dec. 4	W	BOSTON	100-82	8-9	5-W	Nocioni-20	Nocioni-7	Allen-20	21,794*
18	Dec. 6	W	PHILADELPHIA	121-94	9-9	6-W	Gordon-31	Deng-10	Iverson-25	21,908*
19	Dec. 8	W	TORONTO	93-90	10-9	7-W	Deng-25	Nocioni-14	Garbajosa-17	21,797*
20	Dec. 9	L	MINNESOTA	81-91	10-10	1-L	Gordon-21	Wallace-11	Garnett-18	22,011*
21	Dec. 11	W	INDIANA	106-91	11-10	1-W	Gordon-27	Wallace-13	Granger/Tinsley-21	21,764*
22	Dec. 13	W	SEATTLE	99-84	12-10	2-W	Gordon-23	Wallace-20	Lewis-18	21,812*
23	Dec. 15	W	MILWAUKEE	117-111	13-10	3-W	Hinrich-21	Wallace-27	Redd-32	21,872*
24	Dec. 16	W	@Atlanta	106-104 (OT)	14-10	4-W	Hinrich/Nocioni-24	Wallace-15	Johnson/M. Williams-23	17,236
25	Dec. 19	W	LA LAKERS	94-89	15-10	5-W	Deng-23	Deng-12	Bryant-19	22,761*
26	Dec. 22	L	@New York	92-103	15-11	1-L	Gordon-27	Wallace-10	Crawford-30	19,763*
27	Dec. 23	W	CHARLOTTE	115-76	16-11	1-W	Gordon-23	Nocioni-11	Ely-13	22,093*
28	Dec. 26	L	@Minnesota	98-100	16-12	1-L	Gordon-27	Deng/Nocioni-8	Garnett-26	16,294
29	Dec. 27	W	MIAMI	109-103	17-12	1-W	Gordon-40	Deng/Wallace-11	Williams-28	22,946*
30	Dec. 29	W	@Toronto	107-97	18-12	2-W	Deng-25	Wallace-10	Ford-20	19,800*
31	Dec. 30	W	CLEVELAND	103-96	19-12	3-W	Deng-32	Brown-10	James-33	22,965*
32	Jan. 2	L	PHOENIX	96-97	19-13	1-L	Gordon-41	Wallace-14	Stoudemire-24	22,853*
33	Jan. 5	L	@New Jersey	86-91	19-14	2-L	Deng-22	Deng/Wallace-11	Carter-21	18,569
34	Jan. 6	W	DETROIT	106-89	20-14	1-W	Deng-30	Wallace-14	Hamilton-27	22,865*
35	Jan. 8	L	HOUSTON	77-84	20-15	1-L	Gordon-24	Nocioni-11	McGrady-31	21,983*
36	Jan. 10	L	@Washington	103-113	20-16	2-L	Hinrich-33	Wallace-16	Butler-26	20,173
37	Jan. 11	L	NEW JERSEY	83-86	20-17	3-L	Nocioni-28	Deng/Nocioni-8	Kidd-23	21,931*
38	Jan. 13	W	MEMPHIS	111-66	21-17	1-W	Gordon-24	Sweetney-11	Casol-16	22,104*
39	Jan. 15	W	SAN ANTONIO	99-87	22-17	2-W	Hinrich-23	Nocioni-11	Ginobili-22	22,218*
40	Jan. 17	W	@Milwaukee	99-90	23-17	3-W	Nocioni-21	Wallace-10	Ilyasova-22	14,386
41	Jan. 20	L	UTAH	85-95	23-18	1-L	Gordon-23	Brown/Wallace-9	Okur-21	22,351*
42	Jan. 22	L	@Indiana	91-99	23-19	2-L	Gordon-31	Deng-9	O'Neal-22	13,233
43	Jan. 23	W	ATLANTA	94-86	24-19	1-W	Deng-10	Brown-9	Johnson-29	22,390*
44	Jan. 25	W	DALLAS	96-85	25-19	2-W	Gordon-30	Wallace-17	Nowitzki-28	21,822*
45	Jan. 27	W	MIAMI	100-97	26-19	3-W	Gordon-34	Wallace-15	Wade-24	22,951*
46	Jan. 31	L	@LA Clippers	98-110	26-20	1-L	Hinrich-25	Deng-9	Brand-26	16,390
47	Feb. 2	W	@Seattle	107-101	27-20	1-W	Deng-27	Deng-12	Allen-29	16,291
48	Feb. 3	W	@Portland	88-86	28-20	2-W	Gordon-33	Wallace-12	Randolph-27	19,980*
49	Feb. 5	L	@Utah	95-100	28-21	1-L	Hinrich-26	Wallace-13	Okur-20	19,911*
50	Feb. 8	L	@Sacramento	77-86	28-22	2-L	Deng-20	Wallace-11	Martin-29	17,317*
51	Feb. 9	L	@Golden State	112-123 (OT)	28-23	3-L	Gordon-24	Wallace-17	Harrington-24	18,169
52	Feb. 11	W	@Phoenix	116-103	29-23	1-W	Deng/Hinrich-29	Deng-12	Barbosa/Stoudemire-26	18,422*
53	Feb. 13	L	TORONTO	111-112	29-24	1-L	Deng-30	Wallace-13	Bosh-25	21,776*
54	Feb. 14	L	@Charlotte	85-100	29-24	2-L	Gordon-20	Deng/Wallace-9	Wallace-32	14,908
55	Feb. 20	W	ATLANTA	106-81	30-24	1-W	Duhon-17	Wallace-14	Childress-16	21,849*
56	Feb. 22	W	@Cleveland	84-78	31-25	2-W	Deng-18	Wallace-19	James-29	20,562*
57	Feb. 23	W	WASHINGTON	105-90	32-25	3-W	Deng-32	Wallace-12	Arenas-36	22,618*
58	Feb. 25	L	@Detroit	93-95	32-26	1-L	Gordon-21	Brown-12	Hamilton-22	22,078*
59	Feb. 26	L	ORLANDO	87-94	32-27	2-L	Gordon-32	Wallace-9	Howard-21	22,031*
60	Feb. 28	W	GOLDEN STATE	113-83	33-27	1-W	Gordon-22	Wallace-9	Azubuike-23	21,814*
61	Mar. 2	W	NOK HORNETS	104-93	34-27	2-W	Gordon-27	Deng/Thomas/Wallace-7	Paul-16	22,056*
62	Mar. 4	W	@Milwaukee	126-121 (OT)	35-27	3-W	Gordon-48	Wallace-12	Redd-32	18,134
63	Mar. 7	L	@Miami	103-70	35-28	1-L	Gordon-14	O'Neal-24	O'Neal-24	19,600*
64	Mar. 8	W	@Orlando	100-76	36-28	1-W	Gordon-25	Deng-14	Howard-17	17,451*
65	Mar. 11	W	@Boston	94-78	37-28	2-W	Hinrich-26	Wallace-14	Green-15	16,602
66	Mar. 13	W	BOSTON	95-87	38-28	3-W	Thomas-23	Wallace-16	Pierce-24	22,396*
67	Mar. 14	W	@Philadelphia	88-87	39-28	4-W	Deng-20	Iguodala-19	Ignatowski-19	14,855
68	Mar. 17	L	@Memphis	103-104	39-29	1-L	Gordon-33	Thomas/Wallace-8	Miller-25	14,793
69	Mar. 20	L	LA CLIPPERS	89-103	39-30	2-L	Hinrich-29	Wallace-16	Mobley-25	22,426*
70	Mar. 22	W	DENVER	109-108	40-30	1-W	Gordon-25	Deng-14	Iverson-31	22,648*
71	Mar. 25	W	@Indiana	92-90	41-30	2-W	Gordon-31	O'Neal-39	O'Neal-39	18,165*
72	Mar. 26	W	PORTLAND	100-89	42-30	3-W	Deng-38	Wallace-16	Aldridge-20	21,834*
73	Mar. 29	W	DETROIT	83-81	43-30	4-W	Gordon-25	Wallace-19	Prince-25	22,243*
74	Mar. 31	L	CLEVELAND	106-112 (OT)	43-31	1-L	Gordon-37	Wallace-12	James-39	22,960*
75	Apr. 1	W	@Atlanta	105-87	44-31	1-W	Deng-30	Brown/Wallace-9	Smith-24	17,587*
76	Apr. 4	W	@Detroit	106-88	45-31	2-W	Hinrich-29	Sefolosha-10	Billups-17	22,078*
77	Apr. 6	W	NEW JERSEY	105-74	46-31	3-W	Gordon-27	Deng-12	Carter-21	22,612*
78	Apr. 8	L	@Toronto	89-103	46-32	1-L	Gordon-27	Deng/Gordon-7	Parker-27	19,800*
79	Apr. 10	W	NEW YORK	98-89	47-32	1-W	Gordon-23	Wallace-10	Robinson-24	22,296*
80	Apr. 13	W	CHARLOTTE	100-81	48-32	2-W	Gordon-20	Wallace-12	Herrmann-14	22,340*
81	Apr. 15	W	@Washington	101-88	49-32	3-W	Gordon-30	Thomas/Wallace-10	Stevens-13	20,173*
82	Apr. 18	L	@New Jersey	106-97	49-33	1-L	Hinrich-20	Deng-11	Carter-24	15,108

* home sellout



LEFT TO RIGHT: (front row): Adrian Griffin, Andrés Nocioni, Chris Duhon, Ben Gordon, Kirk Hinrich, Luol Deng, Andre Barrett. (middle row): Malik Allen, Michael Sweetney, P.J. Brown, Ben Wallace, Martynas Andriuskevicius, Viktor Khrypa, Tyrus Thomas, Thabo Sefolosha. (back row): Equipment Manager John Ligmanowski, Strength and Conditioning Coach Erik Helland, Assistant Coach Ron Adams, Assistant Coach/Advance Scout Mike Wilhelm, Assistant Coach Pete Myers, Head Coach Scott Skiles, Lead Assistant Coach Jim Boylan, Head Athletic Trainer Fred Tedeschi, Assistant Athletic Trainer Marc Boff, Assistant Strength and Conditioning Coach Michael Irr.

DRAFT: First round, LaMarcus Aldridge (Texas), Rodney Carney (Memphis). The Bulls then traded the rights to Aldridge to Portland for No. 4 pick Tyrus Thomas (LSU) and Viktor Khrypa. The Bulls also traded the rights to Carney, along with New York's 2007 second-round pick and cash, to Philadelphia for No. 13 pick Thabo Sefolosha (Switzerland).

RECORD: 49-33 (THIRD PLACE)

REGULAR SEASON: Named Jim Paxson Consultant (07/05/06) ... waived Othella Harrington (07/07/06), Howard Easley (07/21/06) and Luke Schenscher (10/30/06) ... signed free agents Ben Wallace (07/13/06) and Adrian Griffin (07/31/06) ... acquired P.J. Brown and J.R. Smith from New Orleans/Oklahoma City in exchange for Tyson Chandler (07/14/06) ... traded J.R. Smith to Denver in exchange for Howard Easley and two future second-round draft picks (07/20/06) ... acquired Martynas Andriuskevicius from Cleveland in exchange for Eddie Basden (08/18/06) ... named Michael Irr Assistant Strength Coach, Casey Owens Video Coordinator and Adam Tatalovich as Assistant Video Coordinator (08/23/06) ... picked up fourth-year options on Luol Deng, Ben Gordon and Viktor Khrypa (10/24/06) ... signed Kirk Hinrich to a multi-year extension (10/31/06) ... on opening night at Miami, the Bulls beat the defending champion Heat 108-66, marking the worst opening night defeat for a defending NBA champion in league history ... after starting the season 3-9, the Bulls won 12 of their next 13 games, including streaks of seven and five games ... team posted a 7-1 mark during its longest homestand in franchise history ... team finished with 49 wins in the regular season, the most since the 1998 championship season ... Luol Deng became the 15th player in team history to start all 82 games in a single season ... the Bulls finished second in the NBA in 3FG% (.388) and in opponent FG% (.435).


PLAYOFFS: Qualified for the third straight season ... defeated defending champion Miami 4-0 in the first round ... eliminated in the Eastern Conference Semifinals by Detroit 4-2.

HONORS: Tyrus Thomas competed in the 2007 Sprite Slam Dunk competition at All-Star Weekend in Las Vegas ... Ben Gordon also participated in the All-Star festivities, as he teamed with Bulls great Scottie Pippen and Candice Dupree of the WNBA's Chicago Sky in the Haier Shooting Stars Competition ... Ben Gordon was twice named Eastern Conference Player of the Week (01/29/07 and 04/16/07) ... Ben Wallace and Kirk Hinrich were each named to the All-Defensive Second Team ... Luol Deng was named recipient of the 2006-07 Sportsmanship Award ... Tyrus Thomas was selected to the 2007 T-Mobile NBA All-Rookie Second Team ... the Bulls averaged a league-leading 22.253 per home game and sold out all 41 regular season games and all five playoff games, to extend the franchise's sellout streak to 49 straight games.



GAME	DATE	W-L	OPPONENT	SCORE BULLS-OPP.	TOTAL RECORD	SK	BULLS H.L. SCORER	BULLS H.L. REBOUNDER	OPPONENT H.L. SCORER	GAME ATTEN.
1	Oct. 31	L	@ New Jersey	103-112 (OT)	0-1	1-L	Gordon-27	Deng-11	Jefferson-29	17,342
2	Nov. 2	L	PHILADELPHIA	85-96	0-2	2-L	Gordon-25	Thomas-12	Miller-25	22,034*
3	Nov. 3	L	@ Milwaukee	72-78	0-3	3-L	Gordon-15	Smith-10	Redd-27	18,717*
4	Nov. 6	L	L.A. CLIPPERS	91-97	0-4	4-L	Deng-22	Deng-8	Mobley-33	21,742*
5	Nov. 8	W	DETROIT	97-93	1-4	1-W	Thomas-19	Thomas-14	Wallace-36	21,797*
6	Nov. 10	L	TORONTO	71-101	1-5	1-L	Nocioni-20	Sefolosha-6	Delfino-16	22,467*
7	Nov. 15	L	@ Phoenix	102-112	1-6	2-L	Gordon-24	Wallace-10	Barbosa-25	18,422*
8	Nov. 17	W	@ L.A. Clippers	92-73	2-6	1-W	Gordon-25	Wallace-13	Kaman-21	17,535
9	Nov. 18	L	@ L.A. Lakers	78-106	2-7	1-L	Gordon-20	Wallace-8	Bryant-18	18,997*
10	Nov. 20	L	@ Denver	91-112	2-8	2-L	Noah-16	Wallace-12	Anthony-26	17,106
11	Nov. 24	L	@ New York	78-85	2-9	3-L	Nocioni-23	Wallace-12	Curry-21	19,763*
12	Nov. 25	L	@ Toronto	78-93	2-10	4-L	Deng-21	Deng-9	Calderson-19	19,800*
13	Nov. 27	W	ATLANTA	98-79	3-10	1-W	Deng-22	Thomas/Wallace-12	Johnson-21	21,826*
14	Dec. 1	W	CHARLOTTE	111-95	4-10	2-W	Gordon-34	Wallace-19	Richardson-22	21,729*
15	Dec. 3	L	DALLAS	98-103	4-11	1-L	Nocioni-30	Duhon-9	Jo. Howard-27	21,780*
16	Dec. 5	W	@ Charlotte	91-82	5-11	1-W	Deng-30	Nocioni-11	Wallace-22	13,227
17	Dec. 7	W	@ Detroit	98-91	6-11	2-W	Nocioni-22	Smith-14	Billups-27	22,076*
18	Dec. 8	L	BOSTON	81-92	6-12	1-L	Nocioni-18	Wallace-14	Allen-21	22,778*
19	Dec. 11	W	SEATTLE	123-96	7-12	1-W	Gordon-27	Thomas-9	Durant-16	21,772*
20	Dec. 12	L	@ Indiana	102-117	7-13	1-L	Gordon-18	Deng-7	Rush-22	10,381
21	Dec. 14	W	NEW YORK	101-96	8-13	1-W	Deng-29	Hinrich-12	Randolph-27	21,751*
22	Dec. 18	L	L.A. LAKERS	91-103	8-14	1-L	Deng-26	Nocioni/Deng-7	Vujacic-19	22,310*
23	Dec. 19	W	@ Washington	95-84	9-14	1-W	Gordon-22	Gray-10	Butler-29	14,792
24	Dec. 21	L	@ Boston	82-107	9-15	1-L	Gordon-19	Thomas-9	Pierce-22	18,624*
25	Dec. 22	L	HOUSTON	98-116	9-16	2-L	Hinrich-22	Deng-7	McGrady/Wells-20	22,434*
26	Dec. 26	L	@ San Antonio	79-94	9-17	3-L	Smith-19	Smith-11	Parker-28	18,797*
27	Dec. 28	W	MILWAUKEE	103-99	10-17	1-W	Gordon-31	Deng/Wallace-10	Redd-34	22,189*
28	Dec. 30	W	@ New York	100-83	11-17	2-W	Gordon-25	Wallace-10	Robinson-19	19,763*
29	Dec. 31	L	ORLANDO	110-112 (OT)	11-18	1-L	Gordon-39	Wallace-12	Nelson-22	22,126*
30	Jan. 2	W	@ Charlotte	109-97	12-18	1-W	Gordon-22	Deng-13	Richardson-28	11,568
31	Jan. 3	L	PORTLAND	98-115 (2 OT)	12-19	1-L	Gordon-32	Wallace-14	Roy-25	21,756*
32	Jan. 5	W	SACRAMENTO	94-93	13-19	1-W	Nocioni-26	Wallace-11	Miller-22	21,908*
33	Jan. 8	L	NEW YORK	100-105	13-20	1-L	Smith-22	Smith-12	Curry-29	21,838*
34	Jan. 11	W	@ Philadelphia	100-97	14-20	1-W	Nocioni-26	Wallace-8	Iguodala-25	17,046
35	Jan. 13	L	@ Atlanta	84-105	14-21	1-L	Deng-28	Wallace-13	Wallace-13	16,065
36	Jan. 15	L	@ Orlando	88-102	14-22	2-L	Smith-13	Noah-11	Lewis-26	17,519*
37	Jan. 16	W	@ Miami	126-96	15-22	1-W	Gordon-14	Noah-8	O'Neal/Wade-24	19,600*
38	Jan. 18	L	GOLDEN STATE	111-119	15-23	1-L	Gordon-29	Deng-12	Davis-40	21,896*
39	Jan. 19	W	DETROIT	97-91	16-23	1-W	Gordon-33	Sefolosha-13	Billups-27	22,657*
40	Jan. 21	L	@ Memphis	90-104	16-24	1-L	Gordon-25	Wallace-13	Gay/Miller-24	18,119*
41	Jan. 23	W	INDIANA	108-95	17-24	1-W	Hinrich-38	Noah-15	Granger-33	21,774*
42	Jan. 25	L	CHARLOTTE	77-90	17-25	1-L	Nocioni-25	Sefolosha-10	Okafar/Wallace-21	21,761*
43	Jan. 27	L	PHOENIX	77-88	17-26	2-L	Hinrich-31	Thomas-11	Stoudemire-24	22,245*
44	Jan. 29	W	MINNESOTA	96-95	18-26	1-W	Hinrich-27	Noah-13	Jefferson-20	21,725*
45	Jan. 30	L	@ Minnesota	67-83	18-27	1-L	Hinrich/Sefolosha-14	Noah/Sef/Wallace-8	Jefferson-26	10,910
46	Feb. 2	L	@ Sacramento	101-105	18-28	2-L	Gordon-33	Wallace-9	Artest-28	15,526
47	Feb. 4	W	@ Seattle	118-108	19-28	1-W	Smith-25	Smith/Wallace-10	Szczetkowiak-21	10,935
48	Feb. 6	L	@ Portland	97-100	19-29	1-L	Nocioni/Sefolosha-22	Wallace-8	Roy-28	20,128*
49	Feb. 7	W	@ Golden State	114-108	20-29	1-W	Duhon-34	Noah-10	Ellis-25	15,596*
50	Feb. 9	L	@ Utah	87-98	20-30	1-L	Sefolosha-22	Sefolosha/Wall-7	Bozzer-22	19,911*
51	Feb. 12	L	NEW ORLEANS	86-100	20-31	2-L	Nocioni-28	Wallace-16	Stojakovic/Weest-27	21,739*
52	Feb. 14	W	MIAMI	99-92	21-31	1-W	Hinrich-24	Sefol./Thomas-12	Wade-30	21,792*
53	Feb. 20	L	@ New Jersey	102-110 (OT)	21-32	1-L	Smith-17	Noc./Smith/Wall-9	Carter-33	15,150
54	Feb. 22	W	DENVER	135-121	22-32	1-W	Gordon-37	Thomas-11	Smith-43	21,848*
55	Feb. 24	L	@ Houston	97-110	22-33	1-L	Thomas-18	Gooden-9	McGrady-24	18,275*
56	Feb. 25	L	@ Dallas	94-102	22-34	2-L	Gordon-25	Deng-9	Nowitzki-28	20,340*
57	Feb. 27	W	@ Indiana	113-107	23-34	1-W	Hughes-29	Gooden-15	Dunleavy-25	10,556
58	Feb. 29	L	WASHINGTON	91-97	23-35	1-L	Nocioni-19	Deng-11	Bleche/mson/Mason-17	21,884*
59	Mar. 2	L	@ Cleveland	86-95	23-36	2-L	Hughes-23	Gooden-10	James-37	20,582*
60	Mar. 4	W	MEMPHIS	112-97	24-36	1-W	Deng/Gooden-21	Gooden-14	Lowry-24	21,725*
61	Mar. 6	W	CLEVELAND	107-96	25-36	2-W	Deng/Gordon-23	Noah-20	James-39	22,097*
62	Mar. 7	L	@ Boston	93-116	25-37	1-L	Gordon-20	Gray-8	Pierce-22	18,624*
63	Mar. 9	L	@ Detroit	109-116	25-38	2-L	Gordon-27	Gooden-8	Billups-34	22,076*
64	Mar. 11	W	UTAH	108-96	26-38	1-W	Gooden-24	Gooden-10	Okur-22	21,969*
65	Mar. 14	L	PHILADELPHIA	106-110	26-39	1-L	Deng-20	Gooden-9	Iguodala-25	22,069*
66	Mar. 17	L	@ New Orleans	97-108	26-40	2-L	Gordon-31	Gooden-12	Paul-37	14,337
67	Mar. 18	W	NEW JERSEY	112-96	27-40	1-W	Deng-20	Gooden-11	Carter-22	22,070*
68	Mar. 20	L	SAN ANTONIO	80-102	27-41	1-L	Deng-18	Gooden-8	Parker-23	22,353*
69	Mar. 22	L	INDIANA	101-108	27-42	2-L	Nocioni-19	Gooden/Hughes-10	Dunleavy-25	21,752*
70	Mar. 25	W	ATLANTA	103-94	28-42	1-W	Gooden-31	Gooden-16	Childress-22	21,806*
71	Mar. 26	L	@ Philadelphia	99-121	28-43	1-L	Sefolosha-20	Gooden-9	Williams-23	18,620
72	Mar. 28	L	@ Atlanta	113-106	28-44	2-L	Deng-18	Noah-7	Bibby-30	17,223
73	Mar. 29	W	MILWAUKEE	114-111	29-44	1-W	Hughes-19	Noah-15	Redd-33	21,983*
74	Apr. 1	L	BOSTON	92-106	29-45	1-L	Thomas-24	Noah-9	R. Allen-22	22,225*
75	Apr. 3	W	@ Cleveland	101-98	30-45	1-W	Hughes-25	Hughes-8	James-33	20,582*
76	Apr. 5	L	WASHINGTON	87-99	30-46	1-L	Gordon-18	Sefolosha-7	Haywood-25	21,829*
77	Apr. 8	L	@ Miami	88-95	30-47	2-L	Deng-25	Noah-13	Powell-18	19,175
78	Apr. 9	L	@ Orlando	83-115	30-48	3-L	Hinrich-19	Deng-7	Howard-30	17,519*
79	Apr. 11	W	CLEVELAND	100-95	31-48	1-W	Deng-21	Thomas-14	James-34	22,084*
80	Apr. 13	L	ORLANDO	84-104	31-49	1-L	Nocioni-22	Deng-7	Turkoglu-24	21,973*
81	Apr. 14	W	@ Milwaukee	151-135	32-49	1-W	Deng-32	Sefolosha/Thomas-8	Bogut-25	16,212
82	Apr. 16	W	TORONTO	107-97	33-49	2-W	Thomas-26	Gray-22	Ford-18	21,909*

* home sellout



LEFT TO RIGHT: (front row): Chris Duhon, Andrés Nocioni, Ben Gordon, Kirk Hinrich, Larry Hughes, Thabo Sefolosha. (middle row): Assistant Athletic Trainer Marc Boff, Luol Deng, Tyrus Thomas, Aaron Gray, Joakim Noah, Drew Gooden, Demitrius Nichols, Head Athletic Trainer Fred Tedeschi. (back row): Equipment Manager John Ligmanowski, Strength and Conditioning Coach Erik Helland, Assistant Coach Mike Brown, Assistant Coach Ron Adams, Assistant Coach Pete Myers, Head Coach Jim Boylan, Assistant Coach/Advance Scout Mike Wilhelm, Assistant Strength and Conditioning Coach Michael Irr, Video Coordinator Adam Tatalovich.

DRAFT: First round, Joakim Noah (Florida); second round, Aaron Gray (Pittsburgh), JamesOn Curry (Oklahoma State).

RECORD: 33-49 (FOURTH PLACE)

REGULAR SEASON: Re-signed free agent Andrés Nocioni and signed free agent Joe Smith (07/18/07) ... exercised third-year options on Thabo Sefolosha and Tyrus Thomas (10/19/07) ... relieved Scott Skiles of head coaching duties (12/24/07) ... named Jim Boylan Interim Head Coach (12/27/07) ... named Michael Brown Assistant Coach (01/29/08) ... waived Viktor Khryapa (02/06/08) ... acquired Drew Gooden, Larry Hughes, Shannon Brown and Cedric Simmons from Cleveland in exchange for Ben Wallace, Joe Smith and Chicago's 2009 regular second round draft pick; also traded Adrian Griffin to Seattle (02/21/08) ... the team's 33-49 record qualified it for the NBA Lottery.

PLAYOFFS: Failed to qualify.

HONORS: Chris Duhon participated in the All-Star festivities in New Orleans, as he teamed with former Bull B.J. Armstrong and Candice Dupree of the WNBA's Chicago Sky in the Haier Shooting Stars Competition ... the Bulls ranked second in the NBA in attendance with an average of 21,988 fans per game and sold out all 41 regular season games, to extend the franchise's sellout streak to 90 consecutive games.



GAME	DATE	W-L	OPPONENT	SCORE BULLS-OPP.	TOTAL RECORD	SK	BULLS HL. SCORER	BULLS HL. REBOUNDER	OPPONENT HL. SCORER	GAME ATTEN.
1	Oct. 28	W	MILWAUKEE	108-95	1-0	1-W	Deng-21	Thomas-10	Redd-30	21,762*
2	Oct. 31	L	@ Boston	80-96	1-1	1-L	Rose-18	Noah-13	Garnett-18	18,624
3	Nov. 1	W	MEMPHIS	96-86	2-1	1-W	Rose-26	Gooden-20	Gay-20	21,785*
4	Nov. 3	L	@ Orlando	93-96	2-2	1-L	Gooden-21	Deng/Noelion-7	Howard-20	15,606
5	Nov. 5	L	@ Cleveland	93-107	2-3	2-L	Gordon-31	Gooden-9	James-41	20,562
6	Nov. 7	W	PHOENIX	100-83	3-3	1-W	Gordon-23	Noah-14	Stoudemire-26	21,967*
7	Nov. 8	L	CLEVELAND	97-106	3-4	1-L	Gordon-29	Thomas-8	James-41	21,965*
8	Nov. 11	L	ATLANTA	108-113	3-5	2-L	Rose-26	Deng/Gray/Rose-10	Horford-27	21,738*
9	Nov. 13	W	DALLAS	98-91	4-5	1-W	Gordon-35	Deng/Rose-9	Howard-21	21,751*
10	Nov. 15	W	INDIANA	104-91	5-5	2-W	Rose-23	Noelion-11	Ford-16	21,758*
11	Nov. 18	L	@ L.A. Lakers	109-116	5-6	1-L	Rose-25	Noelion-8	Gasol-34	18,997
12	Nov. 19	L	@ Portland	74-116	5-7	2-L	Noelion-13	Thomas-7	Roy-20	20,599
13	Nov. 21	W	@ Golden State	115-110	6-7	1-W	Hughes-26	Gooden-16	Jackson-32	19,596
14	Nov. 23	L	@ Denver	101-114	6-8	1-L	Gordon-28	Noah-9	Martin-26	16,202
15	Nov. 24	W	@ Utah	101-100	7-8	1-W	Rose-25	Thomas-8	Okur-26	19,911
16	Nov. 26	L	@ San Antonio	88-98	7-9	1-L	Gordon-23	Gooden-12	Dumcat-1	17,837
17	Nov. 30	W	@ Philadelphia	103-92	8-9	1-W	Gordon-21	Gooden-12	Brand-21	13,561
18	Dec. 2	L	PHILADELPHIA	95-103 (OT)	8-10	1-L	Rose-24	Thomas-13	Miller-28	20,485
19	Dec. 3	L	@ Milwaukee	90-97	8-11	2-L	Gordon-22	Gooden-9	Villanueva-23	13,684
20	Dec. 6	W	WASHINGTON	117-110	9-11	1-W	Deng-26	Gooden-10	Butler-27	21,741*
21	Dec. 9	W	NEW YORK	105-100	10-11	2-W	Gooden-22	Gooden-16	Harrington-28	19,519
22	Dec. 12	L	@ Memphis	96-103	10-12	1-L	Gordon-26	Gooden-13	Gay-29	17,132
23	Dec. 13	W	NEW JERSEY	113-104	11-12	1-W	Gordon-29	Noah-8	Carter-39	21,751*
24	Dec. 16	L	@ Charlotte	101-110 (OT)	11-13	1-L	Gordon-25	Gooden/Thomas-9	Augustin-29	11,225
25	Dec. 17	W	L.A. CLIPPERS	115-109 (OT)	12-13	1-W	Gooden/Noelion-22	Gooden-18	Randolph-30	20,102
26	Dec. 19	L	@ Boston	108-126	12-14	1-L	Deng-19	Gray-8	Allen-27	18,624
27	Dec. 20	W	UTAH	106-98	13-14	1-W	Gordon-26	Noah-9	Okur-23	22,046*
28	Dec. 23	L	@ Detroit	98-104	13-15	1-L	Hughes-19	Thomas-12	Stuckey-40	22,076
29	Dec. 26	L	@ Miami	77-90	13-16	2-L	Gordon-15	Gray-11	Wade-28	19,600
30	Dec. 27	L	@ Atlanta	117-129	13-17	3-L	Gordon-33	Thomas-9	Johnson-41	18,031
31	Dec. 29	W	@ New Jersey	100-87	14-17	1-W	Gordon-24	Noelion-8	Carter-31	18,786
32	Dec. 31	L	ORLANDO	94-113	14-18	1-L	Noah-19	Noah-11	Lewis-21	21,861*
33	Jan. 2	L	@ Cleveland	92-117	14-19	2-L	Gordon-22	Noah-10	Varejao-26	20,562
34	Jan. 3	L	MINNESOTA	92-102	14-20	3-L	Rose-22	Gordon-6	Foye-21	20,516
35	Jan. 6	W	SACRAMENTO	99-94	15-20	1-W	Gordon-24	Gooden-10	Martin-29	18,060
36	Jan. 9	W	WASHINGTON	98-86	16-20	2-W	Gordon-22	Gooden-11	Young-28	20,125
37	Jan. 10	L	OKLAHOMA CITY	98-109 (OT)	16-21	1-L	Gordon-22	Gooden-12	Durant-26	20,469
38	Jan. 12	L	PORTLAND	95-109	16-22	2-L	Gooden-22	Gooden-9	Outlaw-33	18,996
39	Jan. 14	W	@ Toronto	102-98	17-22	1-W	Rose-25	Deng-14	Bargnani-31	18,494
40	Jan. 15	W	CLEVELAND	102-93 (OT)	18-22	2-W	Deng-22	Deng-8	James-28	21,297
41	Jan. 17	L	SAN ANTONIO	87-92	18-23	1-L	Gordon-20	Noelion-15	Gionibilli-21	22,100*
42	Jan. 19	L	@ New York	98-102	18-24	2-L	Deng/Rose-20	Noah-18	Richardson-24	18,807
43	Jan. 20	L	ATLANTA	102-105	18-25	3-L	Gordon-21	Noah-11	Bibby-31	20,389
44	Jan. 23	L	TORONTO	94-114	18-26	4-L	Gordon-19	Gray-7	Calderon-23	20,886
45	Jan. 25	L	@ Minnesota	108-109 (OT)	18-27	5-L	Gordon-23	Noah-10	Jefferson-39	16,009
46	Jan. 28	W	@ L.A. Clippers	95-75	19-27	1-W	Deng-23	Thomas-10	Gordon-19	15,637
47	Jan. 30	W	@ Sacramento	109-88	20-27	2-W	Deng/Gordon-20	Thomas-10	Martin-27	13,358
48	Jan. 31	W	@ Phoenix	122-111	21-27	3-W	Deng/Rose-26	Deng-10	Barbosa-32	18,422
49	Feb. 3	L	@ Houston	100-107	21-28	1-L	Deng-28	Thomas-13	Yao-28	16,653
50	Feb. 4	W	@ New Orleans	107-93	22-28	1-W	Rose-21	Thomas-10	Stojakovic/West-24	16,270
51	Feb. 7	L	@ Dallas	114-115 (OT)	22-29	1-L	Gordon-28	Thomas-12	Nowitzki-40	20,349
52	Feb. 10	W	DETROIT	107-102	23-29	1-W	Gordon-24	Noah-16	Hamilton-30	21,896*
53	Feb. 12	L	MIAMI	93-95	23-30	1-L	Gordon-34	Noah-11	Wade-24	21,801*
54	Feb. 18	W	@ Milwaukee	113-104	24-30	1-W	Hinrich-31	Noah-9	Jefferson-32	15,309
55	Feb. 20	W	DENVER	116-99	25-30	2-W	Gordon-37	Deng/Thomas-12	Billups-25	21,970*
56	Feb. 22	L	@ Indiana	91-98	25-31	1-L	Gordon-28	Noah-12	Murphy-27	17,083
57	Feb. 24	W	ORLANDO	120-102	26-31	1-W	Rose-22	Noah-8	Howard-26	21,902*
58	Feb. 25	L	@ New Jersey	99-111	26-32	1-L	Gordon-17	Ty, Thomas-11	Harris-42	14,075
59	Feb. 27	L	@ Washington	90-113	26-33	2-L	Salmons-25	Miller-11	Janison-27	18,014
60	Feb. 28	W	HOUSTON	105-102	27-33	1-W	Rose-22	Noah-15	Artest-32	22,394*
61	Mar. 3	L	@ Charlotte	80-96	27-34	1-L	Gordon/Ty, Thomas-14	Ty, Thomas-12	Bell/Felton-18	14,216
62	Mar. 4	W	GOLDEN STATE	110-88	28-34	1-W	Salmons-23	Noah-17	Jackson-19	20,108*
63	Mar. 6	W	MILWAUKEE	117-102	29-34	2-W	Gordon-34	Noah-13	Jefferson-27	21,186
64	Mar. 9	L	@ Miami	127-130 (2 OT)	29-35	1-L	Gordon-48	Noah-15	Wade-48	19,600
65	Mar. 11	L	@ Orlando	79-107	29-36	2-L	Salmons-18	Salmons-8	Battie-18	17,461
66	Mar. 13	L	@ Philadelphia	101-104	29-37	3-L	Rose-20	Noah-9	Young-31	17,563
67	Mar. 14	W	NEW ORLEANS	97-79	30-37	1-W	Gordon-27	Miller/Noah-9	Paul-29	22,135*
68	Mar. 17	W	BOSTON	127-121	31-37	2-W	Salmons-38	Miller-14	Pierce-37	22,107*
69	Mar. 18	W	@ Oklahoma City	103-96	32-37	3-W	Rose-25	Ty, Thomas-11	Durant-26	19,136
70	Mar. 21	L	L.A. LAKERS	109-117	32-38	1-L	Salmons-30	Ty, Thomas-16	Bryant-28	23,011*
71	Mar. 23	W	@ Washington	101-99	33-38	1-W	Gordon-21	Noah-12	Janison-34	15,421
72	Mar. 24	W	DETROIT	99-91	34-38	2-W	Hinrich-24	Ty, Thomas-12	Bynum/Prince-20	20,502
73	Mar. 26	W	MIAMI	106-87	35-38	3-W	Salmons-27	Ty, Thomas-13	Wade-31	21,908*
74	Mar. 28	W	INDIANA	112-106	36-38	4-W	Gordon-25	Rose-9	Granger-32	20,756
75	Mar. 29	L	@ Toronto	129-134 (OT)	36-39	1-L	Gordon-37	Miller-10	Bosh-31	18,949
76	Mar. 31	L	@ Indiana	105-107	36-40	2-L	Rose-24	Rose-11	Granger-31	15,697
77	Apr. 4	W	NEW JERSEY	103-94	37-40	1-W	Gordon-18	Noah-10	Lopez-20	21,424
78	Apr. 7	W	NEW YORK	110-103	38-40	2-W	Hinrich-25	Miller-12	Chandler-26	20,764
79	Apr. 9	W	PHILADELPHIA	113-99	39-40	3-W	Gordon/Ty, Thomas-24	Gordon/Noah-7	Miller-20	20,791
80	Apr. 11	W	CHARLOTTE	113-106	40-40	4-W	Gordon-39	Noah-13	Felton-26	20,265
81	Apr. 13	W	@ Detroit	91-88	41-40	5-W	Rose-24	Miller-13	Hamilton-25	22,076*
82	Apr. 15	L	TORONTO	98-109	41-41	1-L	Gordon-23	Noah-11	Marion-34	20,677

* home sellout. NOTE: United Center capacity changed to 20,917 in 2008-09



LEFT TO RIGHT: (front row): John Salmons, Kirk Hinrich, Derrick Rose, Ben Gordon, Lindsey Hunter, Anthony Roberson, (middle row): Head Athletic Trainer Fred Tedeschi, Luol Deng, Brad Miller, Aaron Gray, Joakim Noah, Linton Johnson III, Tyrus Thomas, Assistant Athletic Trainer Jeff Tanaka. (back row): Equipment Manager John Ligmanowski, Assistant Strength and Conditioning Coach Joshua Bonhotal, Assistant Coach/Player Development Dave Severns, Assistant Coach Pete Myers, Assistant Coach Del Harris, Head Coach Vinny Del Negro, Assistant Coach Bernie Bickerstaff, Assistant Coach Bob Ociepka, Assistant Coach Mike Wilhelm, Video Coordinator Adam Tatalovich, Strength and Conditioning Coach Erik Helland. Inset: Tim Thomas.

DRAFT: First round, Derrick Rose (Memphis); Second round, Sonny Weems (Arkansas). In a three-team deal, the Bulls then traded the rights to Weems to Denver, along with Denver's 2009 regular second-round pick, the New York Knicks' 2009 regular second-round pick (acquired from New York in a trade on 10/04/05), and Chicago's 2010 regular second-round draft pick to Portland, for No. 36 pick Omer Asik (Turkey).

RECORD: 41-41 (SECOND PLACE)

REGULAR SEASON: Named Vinny Del Negro Head Coach (06/11/08) ... signed draft pick Derrick Rose (07/02/08) ... named Del Harris, Bernie Bickerstaff and Bob Ociepka assistant coaches (07/03/08) ... re-signed Luol Deng (07/31/08) ... re-signed Ben Gordon (10/01/08) ... signed Lindsey Hunter (11/13/08) ... acquired Brad Miller and John Salmons from Sacramento, in exchange for Andrés Nocioni, Drew Gooden, Cedric Simmons and Michael Ruffin (02/18/09) ... received Tim Thomas, Jerome James and Anthony Roberson from the New York Knicks for Larry Hughes (02/19/09) ... traded Thabo Sefolosha to Oklahoma City, in exchange for a 2009 first-round draft pick (02/19/09) ... Bulls legends Norm Van Lier and Johnny "Red" Kerr passed away on the same day (02/26/09) ... the team's 41-41 record earned Chicago the seventh seed in the Eastern Conference Playoffs.

PLAYOFFS: Qualified for the first time since 2007, and the fourth time in five seasons ... eliminated in the first round by the Boston Celtics (4-3).

HONORS: Derrick Rose earned Eastern Conference T-Mobile Rookie of the Month honors for the months of November, December and March, and became the first Bull since Ben Gordon in 2004-05 to claim the accolade three times in a single season ... Johnny "Red" Kerr received the 2009 John W. Bunn Lifetime Achievement Award from the Naismith Memorial Basketball Hall of Fame ... Derrick Rose won the PlayStation Skills Challenge at All-Star Weekend in Phoenix ... Rose joined Michael Jordan and Elton Brand (co-ROY) as the third Bulls player to win the Rookie of the Year Award when he was named the 2008-09 T-Mobile NBA Rookie of the Year winner ... Rose was also a unanimous selection to the 2008-09 T-Mobile NBA All-Rookie First Team ... the Bulls ranked second in the NBA in attendance with an average of 21,187 fans per game, and sold out 21 regular season games.



GAME	DATE	W-L	OPPONENT	SCORE	BULLS-OPP.	TOTAL RECORD	SK	BULLS HI. SCORER	BULLS HI. REBOUNDER	OPPONENT HI. SCORER	GAME ATTEN.
1	Oct. 29	W	SAN ANTONIO	92-85	1-0	1-W	Deng-17	Noah-10	Duncan-28	21,412	
2	Oct. 30	L	@ Boston	90-118	1-1	1-L	Noah-16	Noah-10	House/Pierce/22	18,624	
3	Nov. 1	L	@ Miami	87-95	1-2	2-L	Deng-26	Deng-8	Wade-25	15,865	
4	Nov. 3	W	MILWAUKEE	83-81	2-2	1-W	Deng-24	Deng-20	Jennings-25	19,789	
5	Nov. 5	W	@ Cleveland	86-85	3-2	2-W	Deng-15	Noah-11	James-25	20,562	
6	Nov. 7	W	CHARLOTTE	93-90	4-2	3-W	Salmons-27	Noah-16	Diaw-20	21,108	
7	Nov. 10	L	DENVER	89-90	4-3	1-L	Rose-22	Noah-21	Anthony-20	21,408	
8	Nov. 11	L	@ Toronto	89-99	4-4	2-L	Deng/Gibson-18	Noah-11	Bosh-28	16,310	
9	Nov. 14	W	PHILADELPHIA	94-88	5-4	1-W	Deng/Hinrich-19	Noah-12	Iguodala-24	21,837	
10	Nov. 17	W	@ Sacramento	101-87	6-4	2-W	Salmons-23	Noah-14	Greene-24	12,634	
11	Nov. 19	L	@ L.A. Lakers	93-108	6-5	1-L	Rose-20	Noah-15	Gasol-24	18,997	
12	Nov. 21	L	@ Denver	93-112	6-6	2-L	Rose-28	Gibson-12	Anthony-30	19,359	
13	Nov. 23	L	@ Portland	98-122	6-7	3-L	Deng-25	Noah-8	Aldridge/Oden-24	20,383	
14	Nov. 26	L	@ Utah	86-105	6-8	4-L	Deng-26	Noah-9	Boozar-29	18,045	
15	Nov. 30	L	@ Milwaukee	97-99	6-9	5-L	Salmons-23	Noah-17	Bogut-22	13,684	
16	Dec. 2	W	DETROIT	92-85	7-9	1-W	Salmons-22	Noah-14	Gordon-18	21,522	
17	Dec. 4	L	@ Cleveland	87-101	7-10	1-L	Gibson-14	Gibson-13	James-23	20,565	
18	Dec. 5	L	TORONTO	78-110	7-11	2-L	Salmons/Pargo-13	Noah-7	Bosh-25	20,481	
19	Dec. 8	L	NEW JERSEY	101-103	7-12	3-L	Deng/Rose-27	Deng/Noah-9	Lopez-25	17,872	
20	Dec. 9	L	@ Atlanta	83-118	7-13	4-L	Rose-19	Noah-11	Crawford-29	16,808	
21	Dec. 11	W	GOLDEN STATE	96-91 (OT)	8-13	1-W	Deng-21	Noah-14	Ellis-27	18,803	
22	Dec. 12	L	BOSTON	80-106	8-14	1-L	Rose-19	Noah-13	Rondo-16	21,257	
23	Dec. 15	L	L.A. LAKERS	87-96	8-15	2-L	Deng/Rose-21	Noah-20	Bryant-42	21,416	
24	Dec. 17	W	NEW YORK	98-89	9-15	1-W	Deng-24	Deng-13	Duhon/Gail/Hirington-18	19,791	
25	Dec. 19	W	ATLANTA	101-98 (OT)	10-15	2-W	Rose-32	Deng-12	Johnson-40	21,381	
26	Dec. 21	L	SACRAMENTO	98-102	10-16	1-L	Deng-26	Noah-10	Evans-23	19,631	
27	Dec. 22	L	@ New York	91-98	10-17	2-L	Rose-26	Noah-21	Harrington-20	19,763	
28	Dec. 26	W	NEW ORLEANS	96-85	11-17	1-W	Thomas-21	Noah-18	D. Brown-22	22,088	
29	Dec. 29	W	INDIANA	104-95	12-17	2-W	Rose-28	Thomas-15	Hibbert-17	21,887	
30	Dec. 31	W	@ Detroit	98-87	13-17	3-W	Rose-22	Noah-21	Stuckey-22	22,076	
31	Jan. 2	W	ORLANDO	101-93	14-17	4-W	Rose-30	Gibson-12	Barnes-23	21,162	
32	Jan. 4	L	OKLAHOMA CITY	85-98	14-18	1-L	Rose-19	Noah-14	Westbrook-29	18,838	
33	Jan. 5	L	@ Charlotte	108-113	14-19	2-L	Rose-24	Deng-9	Wallace-32	13,749	
34	Jan. 8	L	@ Milwaukee	93-96	14-20	3-L	Rose-25	Noah-18	Bogut-27	18,777	
35	Jan. 9	W	MINNESOTA	110-96	15-20	1-W	Hinrich/Noah-20	Gibson/Noah-9	Gomes-15	20,255	
36	Jan. 11	W	DETROIT	120-87	16-20	2-W	Deng-27	Noah-11	Hamilton-17	21,014	
37	Jan. 14	W	@ Boston	96-83	17-20	3-W	Deng-25	Noah-11	Pierce-20	18,624	
38	Jan. 15	W	WASHINGTON	121-119 (2 OT)	18-20	4-W	Rose-37	Noah-15	Jamison-34	20,304	
39	Jan. 18	L	@ Golden State	97-114	18-21	1-L	Salmons-25	Noah-16	Ellis-36	19,208	
40	Jan. 20	L	@ L.A. Clippers	97-104	18-22	2-L	Rose-23	Noah-15	Davis-23	16,794	
41	Jan. 22	W	@ Phoenix	115-104	19-22	1-W	Rose-32	Gibson/Noah-8	Stoudemire-23	18,422	
42	Jan. 23	W	@ Houston	104-97	20-22	2-W	Miller-25	Gibson-14	Landry-22	18,119	
43	Jan. 25	W	@ San Antonio	98-93	21-22	3-W	Rose-27	Deng-9	Parker-20	18,581	
44	Jan. 27	W	@ Oklahoma City	96-86	22-22	4-W	Rose-26	Gibson-15	Durant-29	17,562	
45	Jan. 29	W	@ New Orleans	108-106 (OT)	23-22	5-W	Deng-26	Noah-18	West-29	16,578	
46	Feb. 2	L	L.A. CLIPPERS	82-90	23-23	1-L	Deng-18	Thomas-9	Gordon-24	19,335	
47	Feb. 3	L	@ Philadelphia	103-106 (OT)	23-24	2-L	Rose-30	Deng-11	Brand-26	13,295	
48	Feb. 5	L	@ Atlanta	81-91	23-25	3-L	Deng-20	Hinrich-9	Johnson/Josh Smith-18	18,729	
49	Feb. 6	W	MIAMI	95-91	24-25	1-W	Deng-25	Miller-8	O'Neal-24	22,352	
50	Feb. 9	W	@ Indiana	109-101	25-25	2-W	Deng-23	Deng-11	Granger-27	12,945	
51	Feb. 10	L	ORLANDO	87-108	25-26	1-L	Deng-23	Deng-7	Howard-18	21,566	
52	Feb. 16	W	NEW YORK	118-85	26-26	1-W	Rose-29	Gibson-10	Lee-24	20,989	
53	Feb. 17	W	@ New York	115-109	27-26	2-W	Rose-27	Gibson-16	Harrington-27	19,763	
54	Feb. 19	W	@ Minnesota	100-94	28-26	3-W	Hinrich-20	Miller-10	Brewer-19	18,183	
55	Feb. 20	W	PHILADELPHIA	122-90	29-26	4-W	Gibson-20	Gibson-13	Iguodala-23	22,147	
56	Feb. 22	L	@ Washington	95-101	29-27	1-L	Rose-22	Gibson-8	Blatche-25	14,113	
57	Feb. 24	W	INDIANA	120-110	30-27	1-W	Deng-31	Gibson-11	Rush-21	20,363	
58	Feb. 26	W	PORTLAND	115-111 (OT)	31-27	2-W	Rose-33	Noah-11	Aldridge-32	21,508	
59	Feb. 27	L	@ Indiana	90-100	31-28	1-L	Rose-27	Deng-18	Granger-30	18,165	
60	Mar. 1	L	ATLANTA	92-116	31-29	2-L	Rose-24	Gibson-13	Crawford-21	19,011	
61	Mar. 4	L	MEMPHIS	96-105	31-30	3-L	Deng-23	Miller-7	Randolph-31	19,187	
62	Mar. 6	L	DALLAS	116-122	31-31	4-L	Rose-34	Gibson-11	Nowitzki-27	21,737	
63	Mar. 9	L	UTAH	108-132	31-32	5-L	Rose-25	Hinrich/Warrick-5	Williams-28	18,451	
64	Mar. 11	L	@ Orlando	82-111	31-33	6-L	Johnson-13	Gibson-9	Carter-23	17,461	
65	Mar. 12	L	@ Miami	95-108	31-34	7-L	Johnson/Pargo-20	Miller-11	O'Neal-25	19,600	
66	Mar. 16	L	@ Memphis	97-104	31-35	8-L	Murray-25	Miller-11	Mayo-24	15,413	
67	Mar. 17	L	@ Dallas	106-113	31-36	9-L	Law-22	Richard-9	Butler-27	20,406	
68	Mar. 19	L	CLEVELAND	85-92	31-37	10-L	Gibson-20	Gibson-13	James-29	23,129	
69	Mar. 20	W	@ Philadelphia	98-84	32-37	1-W	Rose-23	Gibson-7	Speights-17	16,098	
70	Mar. 22	W	HOUSTON	98-88	33-37	2-W	Rose-27	Gibson/Miller-12	Scola-22	19,834	
71	Mar. 25	L	MIAMI	74-103	33-38	1-L	Warrick-14	Gibson-10	O'Neal-24	21,592	
72	Mar. 27	W	NEW JERSEY	106-83	34-38	1-W	Pargo-27	Gibson-13	Williams-16	20,592	
73	Mar. 28	W	@ Detroit	110-103	35-38	2-W	Murray-23	Gibson-10	Hamilton-29	22,076	
74	Mar. 30	L	PHOENIX	105-111	35-39	1-L	Murray/Rose-23	Gibson/Noah-10	Richardson-27	21,169	
75	Apr. 2	W	@ Washington	95-87	36-39	1-W	Rose-24	Gibson-16	Blatche-18	18,002	
76	Apr. 3	W	CHARLOTTE	96-88	37-39	2-W	Rose-26	Noah-16	Diaw-18	20,996	
77	Apr. 6	L	MILWAUKEE	74-79	37-40	1-L	Deng-16	Noah-11	Salmons-26	20,268	
78	Apr. 8	W	CLEVELAND	109-108	38-40	1-W	Rose-24	Noah-15	Williams-35	21,707	
79	Apr. 9	L	@ New Jersey	116-122 (2 OT)	38-41	1-L	Miller-27	Miller-10	Williams-27	15,909	
80	Apr. 11	W	@ Toronto	104-88	39-41	1-W	Rose-26	Noah-19	Bargnani/Weems-18	19,515	
81	Apr. 13	W	BOSTON	101-93	40-41	2-W	Rose-39	Noah-16	Pierce-28	20,649	
82	Apr. 14	W	@ Charlotte	98-89	41-41	3-W	Rose-27	Gibson/Noah-13	Thomas-16	17,439	

* home sellout



LEFT TO RIGHT: (front row): Acie Law, Ronald "Flip" Murray, Kirk Hinrich, Derrick Rose, Janerro Pargo, Joe Alexander, Devin Brown, (middle row): Head Athletic Trainer Fred Todeschi, Luol Deng, Hakim Warrick, Taj Gibson, Brad Miller, Joakim Noah, Jerome James, James Johnson, Chris Richard, Assistant Athletic Trainer Jeff Tanaka. (back row): Equipment Manager John Ligmanowski, Video Coordinator Adam Tatalovich, Player Development Assistant Lindsey Hunter, Player Development Assistant Sidney Green, Assistant Coach/Player Development Dave Severns, Assistant Coach Bob Ociepka, Assistant Coach Pete Myers, Head Coach Vinny Del Negro, Assistant Coach Bernie Bickerstaff, Assistant Coach Mike Wilhelm, Director of Player Development Randy Brown, Assistant Strength and Conditioning Coach Joshua Bonhotal, Strength and Conditioning Coach Erik Helland.

DRAFT: First round, James Johnson (Wake Forest), Taj Gibson (Southern California).

RECORD: 41-41 (THIRD PLACE)

REGULAR SEASON: Signed draft picks James Johnson and Taj Gibson (07/09/09) ... signed Jannero Pargo (07/13/09) ... traded Aaron Gray to New Orleans for Devin Brown (01/25/10) ... traded John Salmons and Bulls' second round picks in 2011 and 2012 to Milwaukee for Hakim Warrick and Joe Alexander (02/18/10) ... traded Tyrus Thomas to Charlotte for Ronald "Flip" Murray, Acie Law and a future first round draft pick (02/18/10) ... Chicago won its final five games of a west coast road trip at Phoenix, at Houston, at San Antonio, at Oklahoma City and at New Orleans to become the first team in NBA history to win five straight games on the road versus teams with winning records ... Kirk Hinrich broke Ben Gordon's franchise record for most three-point field goals made against Philadelphia (02/20/10) ... rookie Taj Gibson and Brad Miller were the only Bulls who appeared in all 82 regular season games ... Chicago led the NBA in rebounds with 44.54 per game ... the Bulls set a franchise record for fewest turnovers in a game with four turnovers against Philadelphia (02/20/10) ... Chicago went 5-2 in overtime games ... the Bulls went 7-3 in their final 10 games to earn the eighth seed in the Eastern Conference Playoffs.

PLAYOFFS: Qualified for the fifth time in six seasons ... eliminated in the first round by the Cleveland Cavaliers (4-1).

HONORS: Derrick Rose was Chicago's first All-Star selection since Michael Jordan in 1998; Rose finished with eight points, four assists and three steals in 15 minutes ... Rose was also named Eastern Conference Player of the Month in April ... Rose was one of four players in the NBA (LeBron James, Chris Paul and Dwyane Wade) who averaged at least 20.0 ppg, 6.0 apg and 3.8 rpg ... Rose and Taj Gibson were selected to play in the T-Mobile Rookie Challenge at All-Star Weekend in Dallas (Rose sat out the game and played in the All-Star Game the following day) ... Gibson earned T-Mobile NBA All-Rookie First Team honors; Gibson led all rookies in rpg (7.5), FG% (.494), double-doubles (18) and was second in bpg (1.27) ... the Bulls ranked first in the NBA in attendance with an average of 20,726 fans per game, including 23 sellouts.



GAME	DATE	W-L	OPPONENT	SCORE BULLS-OPP.	TOTAL RECORD	SK	BULLS HL. SCORER	BULLS HL. REBOUNDER	OPPONENT HL. SCORER	GAME ATTEN.
1	Oct. 27	L	@ Oklahoma City	95-106	0-1	L1	Rose-28	Noah-19	Durant-30	18,203
2	Oct. 30	W	DETROIT	101-91	1-1	W1	Rose-39	Noah-17	Gordon-21	21,038*
3	Nov. 1	W	PORTLAND	110-98	2-1	W2	Deng-40	Aldridge-33	Aldridge-33	21,057*
4	Nov. 4	L	NEW YORK	112-120	2-2	L1	Rose-24	Noah-13	Douglas-30	21,203*
5	Nov. 5	L	@ Boston	105-110 (OT)	2-3	L2	Noah-26	Noah-12	Allen-25	18,624
6	Nov. 8	W	DENVER	94-92	3-3	W1	Rose-18	Noah-19	Anthony-32	21,355*
7	Nov. 11	W	GOLDEN STATE	120-90	4-3	W2	Deng-26	Deng-11	Ellis-24	21,140*
8	Nov. 13	W	WASHINGTON	103-96	5-3	W3	Rose-24	Deng/Noah-9	Arenas-30	21,610*
9	Nov. 16	W	@ Houston	95-92	6-3	W4	Rose-33	Deng-10	Scota-27	18,158
10	Nov. 17	L	@ San Antonio	94-103	6-4	L1	Rose-33	Noah-14	Parker-21	18,581
11	Nov. 19	W	@ Dallas	88-83	7-4	W1	Rose-22	Gibson-18	Nowitzki-36	20,133
12	Nov. 23	L	@ L.A. Lakers	91-98	7-5	L1	Rose-30	Noah-13	Brown/Odom-21	18,997
13	Nov. 24	W	@ Phoenix (2 OT)	123-115	8-5	W1	Rose-35	Noah-15	Hill-27	18,422
14	Nov. 26	L	@ Denver	97-98	8-6	L1	Watson-33	Noah-16	Anthony-22	19,155
15	Nov. 27	W	@ Sacramento	96-95	9-6	W1	Rose-30	Brewer-10	Thompson-18	13,504
16	Dec. 1	L	ORLANDO	78-107	9-7	L1	Noah-16	Deng/Gibson-4	Nelson-24	21,435*
17	Dec. 3	L	@ Boston	92-104	9-8	L2	Rose-20	Noah-10	Garnett-20	18,624
18	Dec. 4	W	HOUSTON	119-116 (OT)	10-8	W1	Rose-30	Noah-12	Scota-27	21,232*
19	Dec. 6	W	OKLAHOMA CITY	99-90	11-8	W2	Boozer-29	Boozer/Noah-12	Durant-29	21,184*
20	Dec. 8	W	@ Cleveland	88-83	12-8	W3	Rose-29	Noah-14	Jameson-21	20,562
21	Dec. 10	W	L.A. LAKERS	88-84	13-8	W4	Rose-29	Boozer-11	Bryant-23	22,760*
22	Dec. 11	W	MINNESOTA	113-82	14-8	W5	Rose-21	Gibson/Noah-10	Love-23	21,102*
23	Dec. 13	W	INDIANA	92-73	15-8	W6	Boozer-22	Boozer-18	Ford/Rush-13	21,287*
24	Dec. 15	W	@ Toronto	110-83	16-8	W7	Boozer-34	Boozer-12	Barbosa-21	17,750
25	Dec. 18	L	L.A. CLIPPERS	99-100	16-9	L1	Rose-34	Deng-8	Griffin-29	21,760*
26	Dec. 21	W	PHILADELPHIA	121-76	17-9	W1	Deng/Rose-22	Boozer-11	Iguodala-17	21,521*
27	Dec. 22	W	@ Washington	87-80	18-9	W2	Boozer-30	Boozer-10	Young-22	18,011
28	Dec. 25	L	@ New York	95-103	18-10	L1	Boozer-26	Boozer-19	Felton/Stoudemire-20	19,763
29	Dec. 26	W	@ Detroit	95-92	19-10	W1	Boozer-31	Rose-12	Prince-17	20,765
30	Dec. 28	W	MILWAUKEE	90-77	20-10	W2	Boozer/Deng-24	Boozer-9	Salmons-18	22,091*
31	Dec. 31	W	NEW JERSEY	90-91	21-10	W3	Boozer-20	Boozer-15	Lopez-19	21,792*
32	Jan. 1	W	CLEVELAND	100-91	22-10	W4	Rose-28	Thomas-13	Hickson-21	21,416*
33	Jan. 4	W	TORONTO	111-91	23-10	W5	Deng-24	Gibson-14	Bargnani-23	21,290*
34	Jan. 5	L	@ New Jersey	94-96	23-11	L1	Rose-21	Boozer-9	Humphries-20	15,025
35	Jan. 7	L	@ Philadelphia	99-105	23-12	L2	Boozer-31	Boozer-13	Meeks-24	15,303
36	Jan. 8	W	BOSTON	90-79	24-12	W1	Rose-36	Boozer-10	Pierce-21	22,663*
37	Jan. 10	W	DETROIT	95-82	25-12	W2	Rose-29	Boozer-11	Prince-15	21,407*
38	Jan. 12	L	@ Charlotte	91-96	25-13	L1	Boozer-23	Boozer-14	Augustin-22	12,488
39	Jan. 14	W	@ Indiana	99-96	26-13	W1	Rose-29	Thomas-18	Granger-22	18,165
40	Jan. 15	W	MIAMI	99-96	27-13	W2	Rose-34	Boozer-10	Wade-33	23,017*
41	Jan. 17	W	@ Memphis	96-84	28-13	W3	Deng-28	Rose-10	Randolph-21	18,119
42	Jan. 18	L	CHARLOTTE	92-83	28-14	L1	Rose-33	Thomas-10	Augustin-15	21,263*
43	Jan. 20	W	DALLAS	92-77	29-14	W1	Rose-26	Deng-12	Nowitzki-19	21,397*
44	Jan. 22	W	CLEVELAND	92-79	30-14	W2	Rose-24	Deng-12	Jameson-13	21,389*
45	Jan. 24	W	MILWAUKEE	92-83	31-14	W3	Thomas-22	Boozer/Thomas-9	Douglas-Roberts-30	21,128*
46	Jan. 28	W	ORLANDO	99-90	32-14	W4	Deng-26	Boozer-16	Howard-40	21,676*
47	Jan. 29	W	INDIANA	110-89	33-14	W5	Boozer-24	Boozer-10	McRoberts-20	21,611*
48	Feb. 2	W	@ L.A. Clippers	106-88	34-14	W6	Rose-32	Gibson-12	Griffin-32	19,368
49	Feb. 5	L	@ Golden State	90-101	34-15	L1	Boozer-21	Boozer-10	Ellis-33	19,596
50	Feb. 7	L	@ Portland	103-109	34-16	L2	Rose-36	Boozer-12	Aldridge-42	20,534
51	Feb. 9	W	@ Utah	91-86	35-16	W1	Rose-29	Asik/Deng-7	Jefferson-26	19,911
52	Feb. 12	W	@ New Orleans	97-88	36-16	W2	Rose-23	Asik/Thomas-11	Thornhill-24	17,831
53	Feb. 15	W	CHARLOTTE	106-94	37-16	W3	Deng-24	Boozer-9	Henderson-22	21,391*
54	Feb. 17	W	SAN ANTONIO	109-99	38-16	W4	Rose-42	Thomas-9	Parker-26	22,172*
55	Feb. 23	L	@ Toronto	113-118	38-17	L1	Rose-32	Noah-16	Bargnani/DeRozan-24	18,105
56	Feb. 24	W	MIAMI	93-89	39-17	W1	Rose-26	Asik-11	Wade-34	23,024*
57	Feb. 26	W	@ Milwaukee	83-75	40-17	W2	Deng-19	Noah-17	Mbah a Moute-16	18,717
58	Feb. 28	W	@ Washington	105-77	41-17	W3	Deng/Boozer-21	Noah-11	Blatche-15	17,873
59	Mar. 2	L	@ Atlanta	80-83	41-18	L1	Deng-15	Noah-12	Horford-31	16,928
60	Mar. 4	W	@ Orlando	89-81	42-18	W1	Rose-24	Asik-13	Howard-20	19,207
61	Mar. 6	W	@ Miami	87-86	43-18	W2	Rose-27	Boozer-10	James-26	19,763
62	Mar. 7	W	NEW ORLEANS	85-77	44-18	W3	Rose-24	Noah-13	Jack-23	21,597*
63	Mar. 9	W	@ Charlotte	101-84	45-18	W4	Korver/Rose-20	Noah-13	Henderson-20	15,286
64	Mar. 11	W	ATLANTA	94-76	46-18	W5	Rose-34	Thomas-13	Johnson-16	22,123*
65	Mar. 12	W	UTAH	118-100	47-18	W6	Deng/Rose-26	Noah/Thomas-9	Jefferson-33	22,885*
66	Mar. 15	W	WASHINGTON	98-79	48-18	W7	Rose-23	Thomas-15	Crawford-27	22,103*
67	Mar. 17	W	@ New Jersey	84-73	49-18	W8	Rose-21	Asik-16	Lopez-22	18,351
68	Mar. 18	L	@ Indiana	108-115 (OT)	49-19	L1	Rose-42	Gibson-16	Hansbrough-29	18,165
69	Mar. 21	W	SACRAMENTO	132-92	50-19	W1	Korver/Rose-18	Noah-9	Thornhill-25	21,873*
70	Mar. 22	W	@ Atlanta	114-81	51-19	W2	Rose-30	Gibson-8	Teague-20	18,203
71	Mar. 25	W	MEMPHIS	99-96	52-19	W3	Rose-24	Boozer-9	Randolph-16	22,274*
72	Mar. 26	W	@ Milwaukee	95-87	53-19	W4	Rose-30	Boozer/Noah-11	Salmons-25	18,717
73	Mar. 28	L	PHILADELPHIA	85-97	53-20	L1	Rose-31	Noah-13	Young-21	22,210*
74	Mar. 30	W	@ Minnesota	108-91	54-20	W1	Boozer-24	Boozer-14	Love-16	19,207
75	Apr. 1	W	@ Detroit	101-96	55-20	W2	Rose-27	Boozer/Thomas-9	Hamilton-30	22,076
76	Apr. 2	W	TORONTO	113-106	56-20	W3	Rose-36	Boozer-10	Bayless/DeRozan-26	22,228*
77	Apr. 5	W	PHOENIX	97-84	57-20	W4	Rose-19	Boozer/Gibson-9	Carter-23	21,873*
78	Apr. 7	W	BOSTON	97-81	58-20	W5	Rose-30	Boozer-12	Pierce-15	23,067*
79	Apr. 8	W	@ Cleveland	93-82	59-20	W6	Boozer-24	Boozer-11	Hickson-22	20,562
80	Apr. 10	W	@ Orlando	102-99	60-20	W7	Rose-39	Gibson-11	Anderson-28	19,181
81	Apr. 12	W	@ New York	103-90	61-20	W8	Rose-26	Boozer-22	Anthony-21	19,769
82	Apr. 13	W	NEW JERSEY	97-90	62-20	W9	Korver-19	Noah-10	Farmer-21	22,420*

* home sellout



LEFT TO RIGHT: (front row): Jannero Pargo, Ronnie Brewer, C.J. Watson, Derrick Rose, Keith Bogans, John Lucas III, Kyle Korver. (middle row): Luol Deng, Taj Gibson, Kurt Thomas, Omer Asik, Joakim Noah, Carlos Boozer, Brian Scalabrine, Rasual Butler. (back row): Equipment Manager John Liganowski, Assistant Strength and Conditioning Coach Joshua Bonhotal, Strength and Conditioning Coach Erik Helland, Assistant Coach Adrian Griffin, Assistant Coach Andy Greer, Assistant Coach Ron Adams, Head Coach Tom Thibodeau, Assistant Coach Rick Brunson, Assistant Coach Ed Pinkney, Video Coordinator Jim Sann, Assistant Athletic Trainer Jeff Tanaka, Head Athletic Trainer Fred Todeschi.

DRAFT: First round, Kevin Seraphin (France). Traded Kirk Hinrich, the draft rights to Seraphin and cash considerations to Washington, in exchange for the draft rights to Vladimir Veremeenko (Belarus).

RECORD: 62-20 (FIRST PLACE)

REGULAR SEASON: Finished the regular season with a nine-game win streak, and an NBA-best record of 62-20 (Chicago's best record since 1997-98) ... Chicago's 62 wins were a 21-game improvement from the team's 41-41 record in 2010-11 (the third-best single-season turnaround in team history) ... Tom Thibodeau's 62 wins in his first season as an NBA head coach tied Paul Westphal's league mark for the most wins by a first-year head coach ... Derrick Rose scored 2,026 points (25.0 ppg) to become the third Bull in franchise history (Michael Jordan 11 times, Bob Love twice) to score 2,000 or more points in a single season ... Rose also posted 623 assists and 330 rebounds to become the fifth player in NBA history to record 2,000 points, 600 assists and 300 rebounds in a single season ... the Bulls posted an NBA-best home mark of 36-5, and went 26-15 on the road, for their first winning road record since 1997-98 ... Chicago went 8-0 during the month of April for its first undefeated month since January 1996, when the Bulls went 14-0 ... Chicago ranked first in opponent field goal percentage (.430) and second in opponent points per game (91.3) ... Chicago sold out every home game on the year, and for the second straight season, the Bulls led the NBA in home attendance (21,791 fans per game) ... assigned the contract of James Johnson to the Toronto Raptors in exchange for Miami's 2011 first-round draft pick which was held by Toronto (02/22/11).

PLAYOFFS: Qualified for the sixth time in seven seasons ... advanced to the Eastern Conference Finals for the first time since 1998, where Chicago lost to the Miami Heat (1-4) ... defeated the Indiana Pacers in the first round (4-1) ... eliminated the Atlanta Hawks (4-2) in the Eastern Conference Semifinals.

HONORS: Derrick Rose became the youngest MVP in NBA history (22 years-191 days), as he became just the second Bull in team history (Michael Jordan, five times) to be named league MVP ... Rose also earned All-NBA First Team honors ... Joakim Noah was selected to the NBA's All-Defensive Second Team ... in February, Rose was voted in by NBA fans as a starter for the NBA All-Star Game in Los Angeles; Rose recorded 11 points, five assists and three rebounds in 29:57 of All-Star Game action ... Taj Gibson was selected to play in the T-Mobile Rookie Challenge at All-Star Weekend ... Tom Thibodeau was named the NBA Coach of the Year ... General Manager Gar Forman, along with Miami's Pat Riley, was a co-recipient for NBA Executive of the Year ... Thibodeau was named Eastern Conference Coach of the Month in January and March ... Rose claimed Eastern Conference Player of the Month honors in March.



GAME	DATE	W-L	OPPONENT	SCORE BULLS-OPP.	TOTAL RECORD	SK	BULLS HI. SCORER	BULLS HI. REBOUNDER	OPPONENT HI. SCORER	GAME ATTN.
1	Dec. 25	W	@ L.A. Lakers	88-87	1-0	W1	Rose-22	Noah-9	Bryant-28	18,997*
2	Dec. 26	L	@ Golden State	91-99	1-1	L1	Deng-22	Deng/Noah-10	Ellis-26	19,596*
3	Dec. 29	W	@ Sacramento	108-98	2-1	W1	Boozer-15	Thornhill-20	Thornhill-20	17,317*
4	Dec. 30	W	@ L.A. Clippers	114-101	3-1	W2	Rose-29	Deng/Noah/Rose-8	Griffin-34	19,426*
5	Jan. 1	W	MEMPHIS	104-64	4-1	W3	Boozer/Brewer-17	Boozer-11	Davis/Young-10	22,763*
6	Jan. 3	W	ATLANTA	76-74	5-1	W4	Rose-30	Asik/Boozer-9	Horford-16	22,168*
7	Jan. 4	W	@ Detroit	99-83	6-1	W5	Boozer-19	Noah-11	Monroe-19	9,125
8	Jan. 6	W	@ Orlando	97-83	7-1	W6	Deng/Rose-21	Boozer-13	Howard-28	18,912*
9	Jan. 7	L	@ Atlanta	94-109	7-2	L1	Lucas-16	Asik-13	Smith-25	17,112
10	Jan. 9	W	DETROIT	92-68	8-2	W1	Boozer-23	Boozer/Noah-9	Monroe-14	21,530*
11	Jan. 10	W	@ Minnesota	111-100	9-2	W2	Rose-31	Deng/Noah-11	Ridnour-22	19,356*
12	Jan. 11	W	WASHINGTON	78-64	10-2	W3	Lucas-25	Deng-15	Crawford-14	21,366*
13	Jan. 13	W	@ Boston	88-79	11-2	W4	Rose-25	Deng-16	Allen-16	18,624*
14	Jan. 14	W	TORONTO	77-64	12-2	W5	Rose-18	Boozer-13	Barbosa/DeRozan-15	21,962*
15	Jan. 16	L	@ Memphis	86-102	12-3	L1	Deng-20	Boozer-7	Gay-24	18,119*
16	Jan. 17	W	PHOENIX	118-97	13-3	W1	Boozer-31	Noah-12	Nash-25	21,347*
17	Jan. 20	W	@ Cleveland	115-75	14-3	W2	Deng-21	Boozer-14	Varejao-14	17,871
18	Jan. 21	W	CHARLOTTE	95-89	15-3	W3	Boozer-23	Asik-15	Henderson-22	21,861*
19	Jan. 23	W	NEW JERSEY	110-95	16-3	W4	Hamilton/Rose-22	Noah-10	Farmer-22	21,572*
20	Jan. 25	L	INDIANA	90-95	16-4	L1	Rose-34	Noah-13	Granger-22	21,755*
21	Jan. 27	W	MILWAUKEE	107-100	17-4	W1	Rose-34	Noah-16	Jennings-25	22,368*
22	Jan. 29	L	@ Miami	93-97	17-5	L1	Rose-34	James-35	James-35	20,054*
23	Jan. 30	W	@ Washington	96-88	18-5	W1	Rose-35	Noah-13	Wall-20	18,357
24	Feb. 1	L	@ Philadelphia	82-98	18-6	L1	Watson-20	Boozer-9	Iguodala/Young-19	18,325
25	Feb. 2	W	@ New York	105-102	19-6	W1	Rose-32	Boozer/Noah-9	Shoudemire-34	19,783*
26	Feb. 4	W	@ Milwaukee	113-90	20-6	W2	Rose-26	Deng/Noah-9	Gooden-24	18,717*
27	Feb. 6	W	@ New Jersey	108-87	21-6	W3	Boozer-24	Noah-12	Williams-25	15,327
28	Feb. 8	W	@ New Orleans	90-67	22-6	W4	Boozer-18	Noah-10	Kaman-17	15,456
29	Feb. 10	W	@ Charlotte	95-64	23-6	W5	Noah-17	Noah-14	Brown-10	19,379*
30	Feb. 12	L	@ Boston	91-95	23-7	L1	Watson-22	Noah-9	Rondo-32	18,624*
31	Feb. 14	W	SACRAMENTO	121-115	24-7	W1	Deng-23	Noah-11	Cousins-28	21,936*
32	Feb. 16	W	BOSTON	89-80	25-7	W2	Boozer/Deng-23	Noah-16	Garnett-18	22,532*
33	Feb. 18	L	NEW JERSEY	85-97	25-8	L1	Boozer/James-16	Gibson/Noah-9	Williams-29	22,300*
34	Feb. 20	W	ATLANTA	90-79	26-8	W1	Rose-23	Noah-16	Pargo-19	22,033*
35	Feb. 22	W	MILWAUKEE	110-91	27-8	W2	Boozer-20	Noah-13	Jennings-20	21,507*
36	Feb. 28	W	NEW ORLEANS	99-95	28-8	W3	Rose-32	Noah-16	Kaman-17	21,919*
37	Feb. 29	W	@ San Antonio	96-89	29-8	W4	Rose-29	Noah-13	Neal-21	18,581*
38	Mar. 2	W	@ Cleveland	112-91	30-8	W5	Deng-24	Boozer-11	Jameson-22	20,562*
39	Mar. 4	W	@ Philadelphia	96-91	31-8	W6	Rose-35	Noah-18	Young-17	19,693
40	Mar. 5	W	INDIANA	92-72	32-8	W7	Deng-20	Noah-17	George-21	22,106*
41	Mar. 7	W	@ Milwaukee	106-104	33-8	W8	Rose-30	Noah-10	Ilyasova-32	15,399
42	Mar. 8	L	ORLANDO	94-99	33-9	L1	Boozer-25	Noah-10	Howard-29	22,127*
43	Mar. 10	W	UTAH	111-97	34-9	W1	Boozer-27	Boozer-8	Millsap-26	22,158*
44	Mar. 12	W	NEW YORK	104-99	35-9	W2	Rose-32	Gibson-13	Anthony-21	22,863*
45	Mar. 14	W	MIAMI	106-102	36-9	W3	Lucas-24	Boozer/Gibson-8	Wade-36	23,028*
46	Mar. 16	L	PORTLAND	89-100	36-10	L1	Boozer-22	Boozer-13	Aldridge-21	22,022*
47	Mar. 17	W	PHILADELPHIA	89-80	37-10	W1	Watson-20	Noah-11	Holiday-30	22,225*
48	Mar. 19	W	@ Orlando	85-59	38-10	W2	Boozer-24	Boozer-13	Howard-18	18,998*
49	Mar. 21	W	@ Toronto	94-82	39-10	W3	Deng-17	Deng-10	DeRozan-23	17,869
50	Mar. 24	W	TORONTO	102-101 (OT)	40-10	W4	Boozer-24	Boozer/Deng-10	Calderon/Johnson-20	21,841*
51	Mar. 26	L	DENVER	91-108	40-11	L1	Lucas/Watson-17	Boozer/Gibson-7	Lawson-27	22,274*
52	Mar. 28	W	@ Atlanta	98-77	41-11	W1	Deng-22	Boozer-9	Smith-19	16,290
53	Mar. 30	W	DETROIT	83-71	42-11	W2	Deng-20	Noah-12	Knight-16	22,385*
54	Apr. 1	L	@ Oklahoma City	78-92	42-12	L1	Lucas-19	Gibson-11	Westbrook-27	18,203*
55	Apr. 2	L	HOUSTON	93-99	42-13	L2	Deng-24	Boozer-13	Dragic-21	21,936*
56	Apr. 5	W	BOSTON	93-86	43-13	W1	Deng-26	Boozer-14	Pierce-22	22,423*
57	Apr. 8	L	@ New York	99-100 (OT)	43-14	L1	Rose-29	Boozer-16	Anthony-43	19,763
58	Apr. 10	W	NEW YORK	98-86	44-14	W1	Hamilton-20	Deng-10	Anthony-29	22,131*
59	Apr. 12	W	MIAMI	96-86 (OT)	45-14	W2	Boozer-19	Boozer-11	James-30	23,015*
60	Apr. 15	W	@ Detroit	100-94 (OT)	46-14	W3	Rose-24	Noah-17	Stuckey-32	17,450*
61	Apr. 16	L	WASHINGTON	84-87	46-15	L1	Hamilton-22	Boozer-13	Seraphin-21	22,307*
62	Apr. 18	W	@ Charlotte	100-68	47-15	W1	Hamilton-22	Asik-15	Walker-16	14,221
63	Apr. 19	L	@ Miami	72-83	47-16	L1	Lucas-16	Noah-10	James-27	20,008*
64	Apr. 21	W	DALLAS	93-83	48-16	W1	Deng-22	Noah-14	Nowitzki-17	22,945*
65	Apr. 25	W	@ Indiana	92-87	49-16	W2	Korver-20	Noah-14	Stephenson-22	18,185*
66	Apr. 26	W	CLEVELAND	107-75	50-16	W3	Lucas-25	Gibson/Noah-12	Thompson-13	22,563*

* home sellout

FRONT OFFICE

BASKETBALL OPS.

PLAYERS

THE NBA

OPPONENTS

2015-16 SEASON

RECORDS

PLAYOFFS

HISTORY

COMMUNITY

MEDIA



LEFT TO RIGHT: (front row): Ronnie Brewer, Mike James, C.J. Watson, Derrick Rose, Richard Hamilton, Jimmy Butler, John Lucas III, (middle row): Equipment Manager John Ligmanowski, Strength and Conditioning Coach Erik Helland, Kyle Korver, Luol Deng, Carlos Boozer, Joakim Noah, Omer Asik, Brian Scalabrine, Taj Gibson, Head Athletic Trainer Fred Tedeschi, Assistant Athletic Trainer Jeff Tanaka, (back row): Assistant Video Coordinator Daisuke Yoshimoto, Assistant Strength and Conditioning Coach Nick Papendieck, Assistant Coach Mike Wilhelm, Assistant Coach Adrian Griffin, Assistant Coach Ron Adams, Head Coach Tom Thibodeau, Assistant Coach Andy Greer, Assistant Coach Ed Pinkney, Assistant Coach Rick Brunson, Strength & Conditioning Intern Geoff Puls, Video Intern Jim Topor.

DRAFT: First round, Jimmy Butler (Marquette).

RECORD: 50-16 (FIRST PLACE)

REGULAR SEASON: For the fourth year in a row, and seventh time in eight seasons, the Chicago Bulls qualified for the NBA playoffs ... Chicago led the NBA in wins for the second straight season (50-16), and claimed the top seed in the Eastern Conference for the second consecutive year ... Derrick Rose led the Bulls with 21.8 ppg and 7.9 apg, while Luol Deng posted 15.3 ppg and 6.5 rpg in 39.4 mpg (first in the NBA) ... Chicago finished the season with the best road record in the NBA (24-9, .727) ... Chicago was the only undefeated team in the NBA (21-0) when it scored 100 or more points in a game ... at 8-5, the Bulls were one of two teams in the NBA (along with San Antonio: 17-10) that owned a winning record when its opponent scored 100 or more points in a contest ... on the year, the Bulls set a franchise record for opponent scoring in a single season (88.2 ppg) ... on March 19 at Orlando, Chicago held the Magic to an opponent franchise record-low 59 points.

PLAYOFFS: Qualified for the seventh time in eight seasons ... eliminated in the first round by the Philadelphia 76ers (4-1).

HONORS: Derrick Rose and Luol Deng were selected to the 2012 NBA All-Star Game in Orlando; it marked the first time since 1997 that Chicago had two players (Michael Jordan and Scottie Pippen) participate in the All-Star Game ... Head Coach Tom Thibodeau and his staff coached the Eastern Conference All-Stars, while Assistant Coach Ron Adams coached the TEAM SHAQ squad in the Rising Stars Challenge ... with Chicago's win at Orlando on March 19, Tom Thibodeau reached the 100-win plateau in his 130th career game as a head coach (the fastest to do so in NBA history) ... Derrick Rose was named Eastern Conference Player of the Week twice and Tom Thibodeau earned Eastern Conference Coach of the Month honors three times ... Luol Deng was selected to the NBA's All-Defensive Second Team.



GAME	DATE	W-L	OPPONENT	SCORE BULLS-OPP.	TOTAL RECORD	SK	BULLS HL. SCORER	BULLS HL. REBOUNDER	OPPONENT HL. SCORER	GAME ATTN.
1	Oct. 31	W	SACRAMENTO	93-87	1-0	W1	Noah-23	Deng-12	Evans-21	21,313*
2	Nov. 2	W	@ Cleveland	116-86	2-0	W2	Boozer/Hamilton-19	Boozer-7	Irving-16	20,562*
3	Nov. 3	L	NEW ORLEANS	82-89	2-1	L1	Deng-18	Boozer-7	Vasquez-18	21,758*
4	Nov. 6	W	ORLANDO	99-93	3-1	W1	Deng-23	Noah-9	Affalo-28	21,216*
5	Nov. 8	L	OKLAHOMA CITY	91-97	3-2	L2	Deng-27	Noah-13	Durant-24	21,737*
6	Nov. 10	W	MINNESOTA	87-80	4-2	W1	Robinson-18	Boozer-9	Pekovic-18	21,974*
7	Nov. 12	L	BOSTON	95-101	4-3	L1	Deng-26	Deng/Noah-11	Rondo-20	21,712*
8	Nov. 14	W	@ Phoenix	112-106 (OT)	5-3	W1	Boozer-28	Boozer-12	Scota-24	15,305
9	Nov. 17	L	@ L.A. Clippers	80-101	5-4	L1	Boozer-22	Boozer-12	Griffin-26	19,060*
10	Nov. 18	L	@ Portland	94-102	5-5	L2	Robinson-18	Noah-15	Batum/Mathews-21	20,242*
11	Nov. 21	L	@ Houston	89-93	5-6	L3	Robinson-21	Boozer-15	Harden-28	15,950
12	Nov. 24	W	@ Milwaukee	93-86	6-6	W1	Boozer/Hamilton-22	Boozer-19	Jennings-13	14,812
13	Nov. 26	L	MILWAUKEE	92-93	6-7	L1	Hamilton-30	Boozer-11	Ilyasova-18	21,085*
14	Nov. 28	W	DALLAS	101-78	7-7	W1	Deng-22	Noah-10	Marion-18	21,575*
15	Dec. 1	W	PHILADELPHIA	93-88	8-7	W2	Deng-25	Noah-13	Holiday-23	21,607*
16	Dec. 4	L	INDIANA	76-80	8-8	L1	Robinson-19	Boozer-10	George-34	21,527*
17	Dec. 5	W	@ Cleveland	95-85	9-9	W1	Belinelli-23	Noah-15	Sloan-14	17,893
18	Dec. 7	W	@ Detroit	108-104	10-9	W2	Noah-30	Noah-23	Stuckey-24	17,142
19	Dec. 8	W	NEW YORK	93-85	11-9	W3	Belinelli/Deng-22	Noah-11	Felton-27	21,852*
20	Dec. 11	L	L.A. CLIPPERS	89-94	11-9	L1	Boozer-24	Boozer-13	Griffin-22	21,571*
21	Dec. 12	W	@ Philadelphia	96-89	12-9	W1	Noah-21	Deng-12	Holiday-26	15,738
22	Dec. 15	W	BROOKLYN	83-82	13-9	W2	Belinelli-19	Noah-10	Williams-24	21,866*
23	Dec. 17	L	@ Memphis	71-80	13-10	L1	Boozer-16	Boozer-13	Conley-17	17,305
24	Dec. 18	W	BOSTON	100-89	14-10	W1	Boozer/Deng-21	Noah-13	Rondo-26	21,825*
25	Dec. 21	W	@ New York	110-106	15-10	W1	Deng-29	Deng-13	Anthony-29	19,033*
26	Dec. 22	L	@ Atlanta	75-82	15-11	L1	Deng-11	Noah-9	Horford-20	17,782
27	Dec. 25	L	HOUSTON	97-120	15-12	L2	Robinson-27	Noah-9	Harden-26	22,310*
28	Dec. 29	W	WASHINGTON	87-77	16-12	W1	Belinelli-17	Boozer-12	Beal-14	22,447*
29	Dec. 31	L	CHARLOTTE	81-91	16-13	L1	Deng-20	Boozer-14	Walker-18	21,986*
30	Jan. 2	W	@ Orlando	96-84	17-13	W1	Boozer-31	Boozer/Gibson-11	Nelson-32	18,846*
31	Jan. 4	W	@ Miami	96-89	18-13	W2	Boozer-27	Boozer/Noah-12	James-30	20,138*
32	Jan. 7	W	CLEVELAND	118-92	19-13	W3	Boozer-24	Boozer/Noah-11	Walters-18	21,355*
33	Jan. 9	L	MILWAUKEE	96-104	19-14	L1	Boozer-22	Noah-12	Jennings-35	21,570*
34	Jan. 11	W	@ New York	108-101	20-14	W1	Deng-33	Noah-9	Anthony-39	19,033*
35	Jan. 12	L	PHOENIX	81-87	20-15	L1	Boozer-15	Noah-13	Scota-22	21,874*
36	Jan. 14	W	ATLANTA	97-58	21-15	W1	Boozer-20	Noah-16	Scott-10	21,430*
37	Jan. 16	W	@ Toronto	107-105 (OT)	22-15	W2	Boozer-36	Noah-14	Anderson-27	18,674
38	Jan. 18	W	@ Boston	100-99 (OT)	23-15	W3	Hamilton-20	Boozer-20	Rondo-30	18,624
39	Jan. 19	L	MEMPHIS	82-85 (OT)	23-16	L1	Butler-18	Boozer-14	Gasol-19	22,124*
40	Jan. 21	W	L.A. LAKERS	95-83	24-16	W1	Hinrich-22	Noah-13	Nash-18	22,550*
41	Jan. 23	W	DETROIT	85-82	25-16	W2	Butler-18	Noah-18	Knight-13	21,567*
42	Jan. 25	W	GOLDEN STATE	103-87	26-16	W3	Hinrich-25	Noah-16	Lee-23	21,756*
43	Jan. 26	L	@ Washington	73-86	26-17	L1	Robinson-19	Noah-17	Nene-16	20,308
44	Jan. 28	W	CHARLOTTE	93-85	27-17	W1	Butler-19	Noah-18	Gordon/Walker-18	21,308*
45	Jan. 30	W	@ Milwaukee	104-98	28-17	W2	Robinson-24	Deng-13	Ilyasova-18	17,640
46	Feb. 1	L	@ Brooklyn	89-93	28-18	L1	Belinelli/Deng-18	Gibson-9	Lopez-20	17,732*
47	Feb. 2	W	@ Atlanta	93-76	29-18	W1	Deng-25	Gibson-19	Smith-19	17,899
48	Feb. 4	L	@ Indiana	101-111	29-19	L1	Belinelli-24	Gibson-11	West-29	18,165*
49	Feb. 7	L	@ Denver	96-128	29-20	L2	Cook-13	Deng-8	Chandler-4	19,325*
50	Feb. 8	W	@ Utah	93-89	30-20	W1	Boozer-19	Noah-11	Jefferson-32	19,911*
51	Feb. 11	L	SAN ANTONIO	89-103	30-21	L1	Robinson-20	Noah-15	Leonard-26	21,955*
52	Feb. 13	L	@ Boston	69-71	30-22	L2	Belinelli-12	Noah-16	Garnett/Terry-12	18,624*
53	Feb. 19	W	@ New Orleans	96-87	31-22	W1	Deng-20	Noah-17	Gordon-20	13,612
54	Feb. 21	L	MIAMI	87-86	31-23	L1	Robinson-14	Boozer-11	James-26	22,640*
55	Feb. 22	W	@ Charlotte	105-75	32-23	W1	Gibson-17	Boozer-10	Walker-27	17,870
56	Feb. 24	L	@ Oklahoma City	72-102	32-24	L1	Deng/Robinson-13	Noah-9	Westbrook-23	18,203*
57	Feb. 26	L	CLEVELAND	98-101	32-25	L2	Boozer-27	Noah-9	Walters-25	21,501*
58	Feb. 28	W	PHILADELPHIA	93-82	33-25	W1	Noah-23	Noah-21	Holiday-22	21,576*
59	Mar. 2	W	BROOKLYN	96-85	34-25	W2	Noah-21	Noah-10	Lopez-22	22,414*
60	Mar. 3	L	@ Indiana	92-97	34-26	L1	Belinelli/Butler/20	Noah-10	West-31	17,533
61	Mar. 6	L	@ San Antonio	83-101	34-27	L2	Belinelli-21	Noah-13	Duncan/Ginobili-18	18,581*
62	Mar. 8	W	UTAH	89-98	35-27	W1	Belinelli/Boozer-22	Noah-13	Jefferson-23	21,842*
63	Mar. 10	L	@ L.A. Lakers	81-90	35-28	L1	Robinson-19	Noah-17	Bryant-19	18,997*
64	Mar. 13	L	@ Sacramento	79-91	35-29	L2	Boozer-21	Noah-9	Evans-26	14,426
65	Mar. 15	W	@ Golden State	113-95	36-29	W1	Deng-23	Noah-13	Jack-20	19,596*
66	Mar. 18	L	DENVER	118-119 (OT)	36-30	L1	Robinson-35	Noah-12	Chandler-35	22,138*
67	Mar. 21	L	PORTLAND	88-99	36-31	L2	Noah-18	Boozer-11	Aldridge-28	21,946*
68	Mar. 23	W	INDIANA	87-84	37-31	W1	Deng-20	Boozer-10	George-23	22,484*
69	Mar. 24	W	@ Minnesota	104-97	38-31	W2	Robinson-22	Boozer-12	Williams-28	17,330
70	Mar. 27	W	MIAMI	101-97	39-31	W3	Deng-28	Boozer-17	James-32	23,014*
71	Mar. 30	L	@ Dallas	98-100	39-32	L1	Boozer/Deng/Robin-25	Boozer-11	Nowitzki-35	20,502*
72	Mar. 31	W	DETROIT	95-94	40-32	W1	Deng-28	Deng-9	Stuckey-25	21,864*
73	Apr. 2	L	@ Washington	86-90	40-33	L1	Boozer-19	Boozer/Mohammed-12	Wall-27	17,919
74	Apr. 4	W	@ Brooklyn	92-90	41-33	W1	Boozer-29	Boozer-18	Williams-30	17,732*
75	Apr. 5	W	ORLANDO	87-86	42-33	W2	Deng/Robinson-19	Mohammed-11	Udrih-27	22,258*
76	Apr. 7	L	@ Detroit	95-99	42-34	L1	Boozer-21	Boozer-10	Knight-20	19,577
77	Apr. 9	L	TORONTO	98-101	42-35	L2	Butler-28	Boozer-11	DeRozan-20	21,487*
78	Apr. 11	W	NEW YORK	118-111	43-35	W1	Robinson-35	Boozer-14	Anthony-36	22,484*
79	Apr. 12	L	@ Toronto	89-97	43-36	L1	Boozer-19	Mohammed-13	Johnson-24	19,800*
80	Apr. 14	L	@ Miami	93-105	43-37	L2	Deng-18	Boozer-20	James-24	19,810*
81	Apr. 15	W	@ Orlando	102-84	44-37	W1	Boozer-22	Butler-10	Vucevic-14	17,297
82	Apr. 17	W	WASHINGTON	95-92	45-37	W2	Boozer-19	Boozer-15	Seraphin-9	22,421*

* home sellout



LEFT TO RIGHT: (front row): Marquis Teague, Marco Belinelli, Nate Robinson, Derrick Rose, Kirk Hinrich, Richard Hamilton, Daequan Cook, (middle row): Assistant Athletic Trainer Jeff Tanaka, Head Athletic Trainer Fred Tedeschi, Luol Deng, Malcom Thomas, Carlos Boozer, Joakim Noah, Nazr Mohammed, Vladimir Radmanovic, Taj Gibson, Jimmy Butler, Equipment Manager John Ligmanowski, Strength and Conditioning Coach Erik Helland, (back row): Assistant Coach Ed Pinckney, Assistant Coach Mike Wilhelm, Assistant Coach Adrian Griffin, Assistant Coach Ron Adams, Head Coach Tom Thibodeau, Assistant Coach Andy Greer, Video Coordinator Daisuke Yoshimoto, Assistant Strength and Conditioning Coach Nick Papendieck, Assistant Video Coordinator Jim Topor, Strength and Conditioning Intern Matt Johnson.

DRAFT: First round, Marquis Teague (Kentucky).

RECORD: 45-37 (SECOND PLACE).

REGULAR SEASON: For the fifth year in a row, and the eighth time in nine seasons, the Chicago Bulls qualified for the NBA playoffs ... Chicago won 45 or more games for the third straight season and claimed the fifth seed in the Eastern Conference playoffs ... Luol Deng led the team with 16.5 ppg and, for the second season in a row, he led the NBA with 38.7 mpg ... the Bulls ranked third in the NBA in scoring defense (92.9 ppg) ... Carlos Boozer finished fifth in the NBA, and second in the East, with 44 double-doubles (the most by a Bull since Charles Oakley in 1987-88) ... the Bulls snapped Miami's 27-game win streak (the second-longest streak in NBA history) with their 101-97 win on March 27 ... on Jan. 14 versus Atlanta, Chicago held the Hawks to a franchise record-low 58 points ... the Bulls led the NBA in home attendance for the fourth straight season with an average of 21,877 fans per game, as they sold out every home game.

PLAYOFFS: Qualified for the seventh time in eight seasons ... advanced to the Eastern Conference Semifinals after defeating the Brooklyn Nets in Game 7 on the road, 99-93; the win was the franchise's first-ever Game 7 road triumph ... eliminated in the Eastern Conference Semifinals by the Miami Heat (4-1).

HONORS: Luol Deng and Joakim Noah were selected to the 2013 NBA All-Star Game in Houston; it was the second straight season that Chicago placed two players in the NBA's mid-season showcase (Luol Deng and Derrick Rose in 2012) ... Carlos Boozer and Nate Robinson each earned Eastern Conference Player of the Week honors and Tom Thibodeau won Eastern Conference Coach of the Month for the month of January ... Joakim Noah was selected to the NBA's All-Defensive First Team.



GAME	DATE	W-L	OPPONENT	SCORE BULLS-OPP.	TOTAL RECORD	SK	BULLS HI. SCORER	BULLS HI. REBOUNDER	OPPONENT HI. SCORER	GAME ATTEN.
1	Oct. 29	L	at Miami	95-107	0-1	L1	Boozer-31	Noah-11	James-17	19,964
2	Oct. 31	W	NEW YORK	82-81	1-1	W1	Rose-18	Noah-15	Anthony-22	22,022*
3	Nov. 2	L	at Philadelphia	104-107	1-2	L1	Boozer-22	Boozer-10	Carter-Williams-26	15,782
4	Nov. 6	L	at Indiana	80-97	1-3	L2	Deng/Rose-17	Boozer-9	George-21	18,165
5	Nov. 8	W	UTAH	97-73	2-3	W1	Deng-19	Deng-11	Hayward-15	21,946*
6	Nov. 11	W	CLEVELAND	96-81	3-3	W2	Boozer-17	Gibson-8	Irving-16	21,778*
7	Nov. 15	W	at Toronto	96-80	4-3	W3	Deng-19	Noah-9	DeRozan-37	19,800
8	Nov. 16	W	INDIANA	110-94	5-3	W4	Deng-23	Gibson-8	Hibbert-14	22,158*
9	Nov. 18	W	CHARLOTTE	86-81	6-3	W5	Boozer-21	Taylor-20	Taylor-20	21,628*
10	Nov. 21	L	at Denver	87-97	6-4	L1	Rose-19	Deng-13	Hamilton-17	18,423
11	Nov. 22	L	at Portland	95-98	6-5	L2	Rose-20	Deng-14	Matthews-28	20,618
12	Nov. 24	L	at L.A. Clippers	82-121	6-6	L3	Deng-22	Mohammed-11	Dudley-21	19,245
13	Nov. 25	L	at Utah	83-89 (OT)	6-7	L4	Boozer-26	Boozer-16	Williams-17	18,936
14	Nov. 27	W	at Detroit	99-79	7-7	W1	Deng-27	Gibson-9	Stuckey-25	14,228
15	Nov. 30	L	at Cleveland	93-97	7-8	L1	Deng-27	Noah-9	Bynum/Walters-20	17,296
16	Dec. 2	L	NEW ORLEANS	128-131 (3 OT)	7-9	L2	Deng-37	Gibson-14	Anderson-36	21,615*
17	Dec. 5	W	MIAMI	107-87	8-9	W1	Boozer-27	Noah-15	James-21	22,125*
18	Dec. 7	L	DETROIT	75-82	8-10	L1	Gibson-21	Noah-10	Jennings-33	21,737*
19	Dec. 10	L	MILWAUKEE	74-78	8-11	L2	Dumheavy-24	Boozer-12	Henson-25	21,303*
20	Dec. 11	L	at New York	78-83	8-12	L3	Boozer-12	Boozer-12	Anthony-30	19,812
21	Dec. 13	W	at Milwaukee	91-80	9-12	W1	Noah-21	Noah-18	Neah-17	15,219
22	Dec. 14	L	TORONTO	77-89	9-13	L1	Deng-17	Lowry-16	Lowry-16	21,386*
23	Dec. 16	L	ORLANDO	82-83	9-14	L2	Deng-26	Boozer-13	Afflalo-23	21,200*
24	Dec. 18	L	at Houston	94-109	9-15	L3	Butler-20	Noah-10	Howard-23	18,242
25	Dec. 19	L	at Oklahoma City	95-107	9-16	L4	Noah-23	Noah-12	Durant-32	18,203
26	Dec. 21	W	CLEVELAND	100-94	10-16	W1	Boozer-19	Noah-18	Bynum-19	21,658*
27	Dec. 25	W	at Brooklyn	95-78	11-16	W2	Gibson-20	Gibson/Noah-8	Williams-18	17,732
28	Dec. 28	L	DALLAS	83-105	11-17	L1	Noah-20	Noah-16	Ellis-22	22,039*
29	Dec. 30	W	at Memphis	95-91	12-17	W1	Butler-26	Boozer/Noah-10	Conley-26	17,688
30	Dec. 31	L	TORONTO	79-85	12-18	L1	Butler-15	Noah-16	Valanciunas-15	21,507*
31	Jan. 2	W	BOSTON	94-82	13-18	W1	Noah-17	Noah-11	Crawford-22	21,721*
32	Jan. 4	W	ATLANTA	91-84	14-18	W2	Dumheavy-20	Gibson/Noah-12	Millsap/Teague-16	21,539*
33	Jan. 7	W	PHOENIX	92-87	15-18	W3	Gibson-19	Noah-16	Dragic-21	21,181*
34	Jan. 10	W	at Milwaukee	81-72	16-18	W4	Boozer-19	Boozer-13	Mayo-16	15,148
35	Jan. 11	W	CHARLOTTE	103-87	17-18	W5	Augustin-20	Noah-14	Henderson-30	21,413*
36	Jan. 13	L	WASHINGTON	88-102	17-19	L1	Boozer-19	Noah-16	Nene-19	21,287*
37	Jan. 15	W	at Orlando	128-125 (3 OT)	18-19	W1	Noah-26	Noah-19	Oladipo-35	16,489
38	Jan. 17	L	at Washington	93-96	18-20	L1	Hinrich-18	Noah-12	Wall-23	17,005
39	Jan. 18	W	PHILADELPHIA	103-78	19-20	W1	Noah-21	Noah-16	Young-12	21,710*
40	Jan. 20	W	L.A. LAKERS	102-100 (OT)	20-20	W2	Augustin-27	Noah-21	Young-31	21,626*
41	Jan. 22	W	at Cleveland	98-87	21-20	W3	Augustin-27	Noah-18	Irving-26	16,890
42	Jan. 24	L	L.A. CLIPPERS	95-112	21-21	L1	Boozer-22	Noah-13	Griffin-26	21,755*
43	Jan. 25	W	at Charlotte	89-87	22-21	W1	Augustin-28	Noah-10	Jefferson-32	18,252
44	Jan. 27	L	MINNESOTA	86-95	22-22	L1	Boozer-20	Boozer-14	Love-31	21,637*
45	Jan. 29	W	at San Antonio	96-86	23-22	W1	Butler-19	Boozer-12	Parker-20	18,581
46	Feb. 1	L	at New Orleans	79-88	23-23	L1	Augustin-23	Noah-16	Davis-24	17,799
47	Feb. 3	L	at Sacramento	70-99	23-24	L2	Butler-17	Boozer-9	Cousins-25	15,178
48	Feb. 4	W	at Phoenix	101-92	24-24	W1	Boozer-19	Noah-14	Dragic-24	16,638
49	Feb. 6	L	at Golden State	87-102	24-25	L1	Gibson-26	Gibson-13	Curry-34	19,538
50	Feb. 9	W	at L.A. Lakers	82-86	25-25	W1	Noah-20	Noah-13	Kaman-27	18,997
51	Feb. 11	W	ATLANTA	100-85	26-25	W2	Gibson-24	Noah-16	Millsap-15	21,325*
52	Feb. 13	W	BROOKLYN	82-76	27-25	W3	Gibson-16	Noah-13	Pierce-15	21,500*
53	Feb. 19	W	at Toronto	94-92	28-25	W4	Boozer-20	Dumheavy-11	DeRozan-32	17,704
54	Feb. 21	W	DENVER	117-89	29-25	W5	Augustin-22	Noah-11	Foye-23	21,621*
55	Feb. 23	L	at Miami	79-83	29-26	L1	Gibson/Noah-20	Noah-15	Bosh-28	19,848
56	Feb. 25	W	at Atlanta	107-103	30-26	W1	Dumheavy-22	Noah-12	Teague-26	12,418
57	Feb. 26	W	GOLDEN STATE	103-83	31-26	W2	Gibson-21	Noah-17	Crawford-16	21,701*
58	Feb. 28	W	at Dallas	100-91	32-26	W3	Gibson-15	Gibson-15	Ellis-20	20,398
59	Mar. 2	W	NEW YORK	109-90	33-26	W4	Augustin-23	Noah-12	Anthony-21	21,739*
60	Mar. 3	L	at Brooklyn	80-86	33-27	L1	Augustin-16	Boozer-13	Williams-20	17,732
61	Mar. 5	W	at Detroit	105-94	34-27	W1	Augustin-26	Butler-12	Monroe-27	14,007
62	Mar. 7	L	MEMPHIS	77-85	34-28	L1	Gibson-18	Noah/Boozer-9	Gasol-18	21,318*
63	Mar. 9	W	MIAMI	95-88 (OT)	35-28	W1	Augustin-22	Noah-12	Wade-25	22,028*
64	Mar. 11	L	SAN ANTONIO	96-104	35-29	L1	Augustin-22	Noah-8	Ginobili-22	21,634*
65	Mar. 13	W	HOUSTON	111-87	36-29	W1	Dumheavy-21	Noah-10	Lin-21	21,747*
66	Mar. 15	W	SACRAMENTO	94-87	37-29	W2	Noah-23	Noah-11	Thomas-26	22,012*
67	Mar. 17	L	OKLAHOMA CITY	85-97	37-30	L1	Gibson-16	Noah-12	Durant-35	22,261*
68	Mar. 19	W	at Philadelphia	102-94	38-30	W1	Augustin-20	Gibson-13	Young-24	13,222
69	Mar. 21	L	at Indiana	79-91	38-31	L1	Augustin/Butler-17	Noah-13	Scofield-19	18,165
70	Mar. 22	W	PHILADELPHIA	91-81	39-31	W1	Noah-20	Gibson-10	Young-28	21,799*
71	Mar. 24	W	INDIANA	89-77	40-31	W2	Gibson-23	Boozer-10	George-21	21,803*
72	Mar. 28	L	PORTLAND	74-91	40-32	L1	Boozer-16	Boozer-12	Williams-18	22,055*
73	Mar. 30	W	at Boston	107-102	41-32	W1	Augustin-33	Gibson/Noah-9	Rondo-17	18,624
74	Mar. 31	W	BOSTON	94-80	42-32	W2	Dumheavy-22	Gibson/Noah-11	Bass/Bayless-18	21,494*
75	Apr. 2	W	at Atlanta	105-92	43-32	W3	Augustin-23	Noah-10	Millsap-22	17,029
76	Apr. 4	W	MILWAUKEE	102-90	44-32	W4	Butler/Hinrich-17	Noah-13	Knight-22	21,996*
77	Apr. 5	W	at Washington	96-78	45-32	W5	Augustin-25	Noah-12	Wall-20	19,661
78	Apr. 9	W	at Minnesota	102-87	46-32	W6	Augustin-21	Noah-13	Love-17	13,447
79	Apr. 11	W	DETROIT	106-98	47-32	W7	Augustin-24	Noah-12	Drummond-26	22,218*
80	Apr. 13	L	at New York	89-100	47-33	L1	Butler-17	Noah-17	Hardaway Jr.-20	19,812
81	Apr. 14	W	ORLANDO	108-95	48-33	W1	Dumheavy-22	Boozer-12	O'Quinn-20	22,087*
82	Apr. 16	L	at Charlotte	86-91 (OT)	48-34	L1	Augustin-17	Noah-13	Walker-22	17,627

* home sellout



LEFT TO RIGHT: (front row): Mike Dunleavy, Kirk Hinrich, D.J. Augustin, Derrick Rose, Jimmer Fredette, Ronnie Brewer. (middle row): Equipment Manager John Ligmanowski, Director of Sports Performance Jennifer Swanson, Tony Snell, Tornike Shengelia, Carlos Boozer, Joakim Noah, Nazr Mohammed, Taj Gibson, Jimmy Butler, Head Athletic Trainer Fred Tedeschi, Assistant Athletic Trainer Jeff Tanaka. (back row): Video Coordinator Daisuke Yoshimoto, Assistant Video Coordinator Paul Miller, Assistant Coach Mike Wilhelm, Assistant Coach Andy Greer, Head Coach Tom Thibodeau, Assistant Coach Adrian Griffin, Assistant Coach Ed Pinckney, Head Strength Coach Nick Papendieck, Assistant Strength Coach Matt Johnson, Strength Coach Intern Daniel Marshall.

DRAFT: First round: Tony Snell (New Mexico); Second round: Erik Murphy (Florida).

RECORD: 48-34 (SECOND PLACE).

REGULAR SEASON: For the sixth season in a row, and the ninth time in 10 seasons, the Chicago Bulls qualified for the NBA playoffs ... Chicago earned the fourth seed in the East with 48 victories—it marked the fourth consecutive season that the Bulls won at least 45 games ... Joakim Noah ranked sixth in the NBA with a team-high 11.3 rpg; Noah also posted 5.4 apg, the most assists by an NBA center since 1979-80 (Sam Lacey averaged 5.7 apg) ... with 431 assists and 121 blocks, Noah became the ninth player in NBA history to record at least 400 assists and 100 blocks in a single season ... Noah also finished second in the league with four triple-doubles ... Jimmy Butler led the league with 38.7 mpg and ranked fourth with 1.90 spg ... Chicago led the NBA in opponent scoring, as it allowed a league-low 91.8 ppg and it finished second in the league in opponent field goal percentage, as the team yielded .430 shooting ... Tom Thibodeau earned his 200th career victory with a win at Atlanta on April 2 ... the Bulls led the NBA in home attendance for the fifth straight season with an average of 21,716 fans per game and extended their home sellout streak to 164 games.


PLAYOFFS: Qualified for the ninth time in 10 seasons ... eliminated in the First Round of the Eastern Conference Playoffs by the Washington Wizards (4-1).

HONORS: Joakim Noah was selected as a reserve to the 2014 NBA All-Star Game in New Orleans; for Noah, it was his second straight All-Star nod ... Noah was chosen NBA Defensive Player of the year by the media and became the second Bull to claim the award (Michael Jordan in 1987-88) ... Noah also earned All-NBA First Team and NBA All-Defensive First Team honors, while Jimmy Butler was chosen to the NBA's All-Defensive Second Team.



GAME	DATE	W-L	OPPONENT	SCORE BULLS-OPP.	TOTAL RECORD	SK	BULLS HI. SCORER	BULLS HI. REBOUNDER	OPPONENT HI. SCORER	GAME ATTEN.
1	Oct. 29	W	@ New York	104-80	1-0	W1	Gibson-22	Gasol-11	Anthony-14	19,812*
2	Oct. 31	L	CLEVELAND	108-114 (OT)	1-1	L1	Hinrich/Rose-20	Noah-13	James-36	22,879*
3	Nov. 1	W	@ Minnesota	106-105	2-1	W1	Butler-24	Noah-11	Martin-33	19,356*
4	Nov. 4	W	ORLANDO	98-90	3-1	W2	Butler-21	Gasol-13	Harris-21	21,809*
5	Nov. 5	W	@ Milwaukee	95-86	4-1	W3	Gibson-23	Gasol-14	Antetokounmpo-13	13,098
6	Nov. 7	W	@ Philadelphia	118-115	5-1	W4	Dumleavy-27	Gasol-12	Wroten-31	16,820
7	Nov. 8	L	BOSTON	101-106	5-2	L1	Brooks-26	Noah-11	Turner-19	22,104*
8	Nov. 10	W	DETROIT	102-91	6-2	W1	Rose-24	Gasol-15	Smith-19	21,431*
9	Nov. 13	W	@ Toronto	100-93	7-2	W2	Gasol-27	Gasol-11	Lowry-20	19,800*
10	Nov. 15	L	INDIANA	90-99	7-3	L1	Butler-32	Butler/Dun./Gasol/Gib.-6	HI/Price/Scout-21	22,248*
11	Nov. 17	W	@ L.A. Clippers	105-89	8-3	W1	Butler-22	Noah-16	Crawford-24	19,319*
12	Nov. 20	L	@ Sacramento	88-103	8-4	L1	Butler-23	Noah-11	Cousins-22	17,317*
13	Nov. 21	L	@ Portland	87-105	8-5	L2	Mirotic-24	Mirotic-11	Lillard-21	19,868*
14	Nov. 24	W	@ Utah	97-95	9-5	W1	Butler-25	Gasol-9	Favors-21	18,904
15	Nov. 25	L	@ Denver	109-114	9-6	L1	Butler-32	Lawson-20	Lawson-20	17,033
16	Nov. 28	W	@ Boston	109-102	10-6	W1	Butler-22	Gasol-15	Sullinger-23	16,203
17	Nov. 30	W	@ Brooklyn	102-84	11-6	W2	Butler-26	Gasol-13	Bogdanovic-13	17,732*
18	Dec. 2	L	DALLAS	129-132 (2OT)	11-7	L1	Gasol-29	Gasol/Noah-14	Ellis-38	22,042*
19	Dec. 3	W	@ Charlotte	102-95	12-7	W1	Gasol-19	Gasol-15	Walker-23	16,887
20	Dec. 6	L	GOLDEN STATE	102-112	12-8	L1	Butler-24	Gasol-20	Green-31	22,353*
21	Dec. 10	W	BROOKLYN	105-80	13-8	W1	Rose-23	Gasol-16	Williams-17	21,646*
22	Dec. 12	W	PORTLAND	115-106	14-8	W2	Rose-31	Gasol/Gibson-10	Aldridge/Lillard-35	21,725*
23	Dec. 14	W	@ Miami	93-75	15-8	W3	Dumleavy-22	Gasol/Gibson-9	Deng/Wade-17	18,600*
24	Dec. 15	L	@ Atlanta	86-93	15-9	L1	Butler-22	Gibson-17	Horford-21	16,805
25	Dec. 18	W	NEW YORK	103-97	16-9	W1	Butler-35	Noah-13	Hardaway Jr.-23	21,875*
26	Dec. 19	W	@ Memphis	103-97	17-9	W2	Butler-31	Noah-13	Cony-21	18,119*
27	Dec. 22	W	TORONTO	129-120	18-9	W3	Rose-29	Butler-11	Lowry-34	21,846*
28	Dec. 23	W	@ Washington	99-91	19-9	W4	Rose-25	Noah-16	Wall-18	20,356*
29	Dec. 25	W	L.A. LAKERS	113-93	20-9	W5	Gasol-23	Gasol-13	Johnson-19	22,865*
30	Dec. 27	W	NEW ORLEANS	107-100	21-9	W6	Butler-33	Gibson-10	Davis-29	21,935*
31	Dec. 29	W	@ Indiana	92-90	22-9	W7	Butler-27	Dumleavy-10	Copeland-17	18,165*
32	Dec. 30	L	BROOKLYN	82-96	22-10	L1	Dumleavy-23	Noah-12	Lopez-29	22,032*
33	Jan. 1	W	DENVER	106-101	23-10	W1	Butler-26	Noah-11	Chandler-22	21,794*
34	Jan. 3	W	HOUSTON	109-104 (OT)	24-10	W2	Gasol-29	Gasol-16	Turner-20	21,820*
35	Jan. 5	W	BOSTON	114-105	25-10	W3	Gasol-27	Smith-21	Smith-21	21,510*
36	Jan. 7	L	UTAH	77-87	25-11	L1	Butler-16	Butler-11	Favors-20	21,378*
37	Jan. 9	L	@ Washington	86-102	25-12	L2	Rose-19	Gortat-21	Gortat-21	20,356*
38	Jan. 10	W	MILWAUKEE	95-87	26-12	W1	Gasol-46	Gasol-18	Knight-20	21,781*
39	Jan. 12	L	ORLANDO	114-121	26-13	L1	Gasol-28	Gasol-14	Oladipo/Vucevic-33	21,302*
40	Jan. 14	L	WASHINGTON	99-105	26-14	L2	Rose-32	Gasol-8	Pierce-22	21,498*
41	Jan. 16	W	@ Boston	119-103	27-14	W1	Rose-29	Sullinger-20	Sullinger-20	18,624*
42	Jan. 17	L	ATLANTA	99-107	27-15	L1	Rose-23	Gasol-15	Korver-24	22,024*
43	Jan. 19	L	@ Cleveland	94-108	27-16	L2	Butler-20	Gasol-11	James-26	20,562*
44	Jan. 22	W	SAN ANTONIO	104-81	28-16	W1	Rose-22	Gasol-17	Leonard-16	21,648*
45	Jan. 23	W	@ Dallas	102-98	29-16	W2	Rose/Butler-20	Gasol-16	Nowitzki-24	20,408*
46	Jan. 25	L	MIAMI	84-96	29-17	L1	Rose-19	Gasol-17	Wade-26	21,918*
47	Jan. 27	W	@ Golden State	113-111 (OT)	30-17	W1	Rose-30	Gasol-16	Thompson-30	19,598*
48	Jan. 29	L	@ L.A. Lakers	116-123 (2OT)	30-18	L1	Butler-35	Noah-17	Hill-26	18,937*
49	Jan. 30	L	@ Phoenix	93-89	30-19	L2	Rose-23	Gasol-19	Bledsoe-23	18,055*
50	Feb. 4	L	@ Houston	90-101	30-20	L3	Butler-27	Noah-19	Harden-27	18,325*
51	Feb. 7	W	@ New Orleans	107-72	31-20	W1	Gasol/Rose-20	Gasol-15	Evans-15	18,402*
52	Feb. 8	W	@ Orlando	98-97	32-20	W2	Butler-27	Gasol-15	Oladipo-18	16,944
53	Feb. 10	W	SACRAMENTO	104-86	33-20	W3	Gasol-26	Gasol-16	Gay-24	21,560*
54	Feb. 12	W	CLEVELAND	113-98	34-20	W4	Rose-30	Noah-15	James-31	21,920*
55	Feb. 20	L	@ Detroit	91-100	34-21	L1	Butler-30	Noah-14	Butler/Monroe-20	19,053
56	Feb. 21	W	PHOENIX	112-107	35-21	W1	Gasol-22	Gasol-14	Tucker-20	22,292*
57	Feb. 23	W	MILWAUKEE	87-71	36-21	W2	Snell-20	Noah-16	Middleton-17	21,434*
58	Feb. 25	L	CHARLOTTE	86-98	36-22	L1	Gasol-23	Gasol-13	Kidd-Gilchrist-18	21,509*
59	Feb. 27	W	MINNESOTA	96-89	37-22	W1	Butler-28	Noah/Butler-12	Martin-18	21,635*
60	Mar. 1	L	L.A. CLIPPERS	86-96	37-23	L1	Mirotic-29	Gasol-15	Paul-28	21,680*
61	Mar. 3	W	WASHINGTON	97-82	38-23	W1	Mirotic-23	Noah-12	Wall-21	21,468*
62	Mar. 5	W	OKLAHOMA CITY	108-105	39-23	W2	Mirotic-25	Noah/Gasol-12	Westbrook-43	21,696*
63	Mar. 6	L	@ Indiana	84-98	39-24	L1	Gasol-16	Gasol-10	S. Hill-16	18,165*
64	Mar. 8	L	@ San Antonio	105-116	39-25	L2	Gasol-23	Gasol-15	Parker-32	18,681*
65	Mar. 9	L	MEMPHIS	91-101	39-26	L3	Snell-21	Mirotic-12	Gasol-23	21,815*
66	Mar. 11	W	@ Philadelphia	104-95 (OT)	40-26	W1	Brooks-31	Gasol-16	Smith-23	12,400
67	Mar. 13	L	@ Charlotte	91-101	40-27	L1	Brooks-24	Mirotic-9	Henderson-20	19,183*
68	Mar. 15	L	@ Oklahoma City	100-109	40-28	L2	Mirotic-27	Gasol-8	Westbrook-36	18,203*
69	Mar. 18	W	INDIANA	103-86	41-28	W1	Mirotic-25	Gasol-14	S. Hill-13	21,753*
70	Mar. 20	W	TORONTO	108-92	42-28	W2	Mirotic-29	Mirotic-11	DeRozan-27	21,998*
71	Mar. 21	L	@ Detroit	91-107	42-29	L1	Gasol-27	Noah-13	Jackson-22	20,347
72	Mar. 23	W	CHARLOTTE	98-86	43-29	W1	Mirotic-28	Gasol-12	Walker-29	21,646*
73	Mar. 25	W	@ Toronto	116-103	44-29	W2	Butler-23	Dumleavy-7	Vazquez-22	19,800*
74	Mar. 28	W	NEW YORK	111-80	45-29	W3	Mirotic-24	Gasol-12	Bargnani-14	22,152*
75	Apr. 1	L	@ Milwaukee	91-95	45-30	L1	Butler-25	Gasol-11	Carter-Williams-21	15,215
76	Apr. 3	W	DETROIT	88-82	46-30	W1	Gasol-26	Gasol-10	Jackson-22	22,058*
77	Apr. 5	L	@ Cleveland	94-99	46-31	L1	Dumleavy-24	Mirotic-10	Irving-27	20,562*
78	Apr. 8	L	@ Orlando	103-105	46-32	L2	Butler-19	Noah-11	Oladipo-23	18,249
79	Apr. 9	W	@ Miami	89-78	47-32	W1	Gasol-16	Gasol-15	Whitehouse-19	19,641*
80	Apr. 11	W	PHILADELPHIA	114-107	48-32	W2	Gasol-24	Gasol-13	Covington-22	22,273*
81	Apr. 13	W	@ Brooklyn	113-66	49-32	W3	Mirotic-26	Gasol-11	Bogdanovic-17	17,732*
82	Apr. 15	W	ATLANTA	91-85	50-32	W4	Brooks-23	Gasol-13	Schroder-21	22,172*

* home sellout



LEFT TO RIGHT: (front row): Doug McDermott, Tony Snell, E'Twaun Moore, Kirk Hinrich, Derrick Rose, Aaron Brooks, Jimmy Butler, Mike Dunleavy. (middle row): Equipment Manager John Ligmanowski, Director of Sports Performance Jennifer Swanson, Cameron Bairstow, Nazr Mohammed, Pau Gasol, Joakim Noah, Nikola Mirotić, Taj Gibson, Assistant Athletic Trainer Armando Rivas, Head Athletic Trainer Jeff Tanaka. (back row): Video Coordinator Daisuke Yoshimoto, Assistant Video Coordinator Paul Miller, Assistant Coach Mike Wilhelm, Assistant Coach Andy Greer, Head Coach Tom Thibodeau, Assistant Coach Adrian Griffin, Assistant Coach Ed Pinckney, Head Strength Coach Nick Papendieck, Assistant Strength Coach Matt Johnson, Strength Associate Ed Streit.

DRAFT: First round: Jusuf Nurkic (Croatia), Gary Harris (Michigan State); Second round: Cameron Bairstow (New Mexico).

RECORD: 50-32 (SECOND PLACE).

REGULAR SEASON: For the seventh season in a row, and the 10th time in 11 seasons, the Chicago Bulls qualified for the NBA playoffs ... Chicago earned the third seed in the East with 50 victories—it marked the fifth consecutive season that the Bulls won at least 45 games ... the team posted a winning record on the road for a franchise-record fifth consecutive season ... Pau Gasol led the NBA with a career-high 54 double-doubles, as he averaged 18.5 ppg and 11.8 rpg (fourth in the NBA); Gasol's double-double total was the fourth-most in franchise history for a single season ... for the second straight season, Jimmy Butler led the league in minutes per game (38.7 mpg) ... Jimmy Butler ranked 15th in the NBA with a career-high 20.0 ppg and 11th in the league with 1.75 spg ... Chicago ranked fourth in the league in opponent field goal shooting (.435) and ninth in the NBA in opponent scoring (97.8 ppg) ... the Bulls led the NBA in home attendance for the sixth straight season with an average of 21,866 fans per game and extended their home sellout streak to 205 games.

PLAYOFFS: Qualified for the 10th time in 11 seasons ... defeated the Milwaukee Bucks in the First Round of the Eastern Conference Playoffs (4-2) ... eliminated in the Eastern Conference Semifinals by the Cleveland Cavaliers (2-4).

HONORS: Pau Gasol was selected as a starter for the 2015 NBA All-Star Game in New York, while Jimmy Butler was a reserve for the East squad ... Nikola Mirotić was chosen to play in the Rising Stars Challenge at All-Star Weekend ... Butler earned Eastern Conference Player of the Month honors for October/November ... Mirotić was named Eastern Conference Rookie of the Month for December and March ... Butler was named the NBA's Most Improved Player and earned All-Defensive Second Team honors ... Joakim Noah claimed the J. Walter Kennedy Citizenship Award ... Gasol won the Magic Johnson Award ... Gasol earned All-NBA Second Team honors ... Mirotić was named to the NBA All-Rookie First Team ... the franchise received the inaugural ESPN Sports Humanitarian Team of the Year Award.



GAME	DATE	W-L	OPPONENT	SCORE BULLS-OPP.	TOTAL RECORD	SK	BULLS HI. SCORER	BULLS HI. REBOUNDER	OPPONENT HI. SCORER	GAME ATTEN.
1	Oct. 27	W	CLEVELAND	97-95	1-0	W1	Mirotic-19	Gibson-10	James-25	21,957*
2	Oct. 28	W	@ Brooklyn	116-100	2-0	W2	Butler-24	Gasol/Mirotic-9	Lopez-26	17,732*
3	Oct. 30	L	@ Detroit	94-98 (OT)	2-1	L1	Butler-23	Gasol-12	Morris-26	16,035
4	Nov. 1	W	ORLANDO	92-87	3-1	W1	Gasol/Mirotic-16	Noah-9	Fournier-19	21,595*
5	Nov. 3	L	@ Charlotte	105-130	3-2	L1	Butler-26	Gasol-8	Lamb-20	15,136
6	Nov. 5	W	OKLAHOMA CITY	104-98	4-2	W1	Rose-29	Gasol-10	Durant-33	21,861*
7	Nov. 7	L	MINNESOTA	92-103 (OT)	4-3	L1	Butler-21	Gasol-14	Wiggins-31	21,988*
8	Nov. 9	W	@ Philadelphia	111-88	5-3	W1	Mirotic-20	Mirotic-10	Okafor-21	13,879
9	Nov. 13	W	CHARLOTTE	102-87	6-3	W2	Rose-23	Noah-18	Batum-28	21,749*
10	Nov. 16	W	INDIANA	96-95	7-3	W3	Rose-23	Gasol-13	George-26	21,660*
11	Nov. 18	W	@ Phoenix	103-97	8-3	W4	Butler-32	Noah-11	Crawford-24	17,377
12	Nov. 20	L	@ Golden State	94-106	8-4	L1	Butler-28	Gasol/Mirotic-10	Curry-27	19,596*
13	Nov. 24	W	@ Portland	93-88	9-4	W1	Butler-22	Gasol-14	Lillard-19	19,393*
14	Nov. 27	L	@ Indiana	92-104	9-5	L1	Mirotic-25	Gasol-11	George-33	18,165*
15	Nov. 30	W	SAN ANTONIO	92-89	10-5	W1	Gasol-18	Gasol-13	Leonard-25	21,909*
16	Dec. 2	W	DENVER	99-90	11-5	W2	Gasol-26	Gasol-19	Barton-16	21,348*
17	Dec. 5	L	CHARLOTTE	96-102	11-6	L1	Butler-25	Gasol-11	Batum-24	21,770*
18	Dec. 7	L	PHOENIX	101-103	11-7	L2	Gasol-22	Gasol-10	Knight-21	21,337*
19	Dec. 9	L	@ Boston	100-105	11-8	L3	Butler-36	Gasol-15	Thomas-20	17,318
20	Dec. 10	W	L.A. CLIPPERS	83-80	12-8	W1	Gasol-24	Noah-13	Griffin-18	21,491*
21	Dec. 12	W	NEW ORLEANS	98-94	13-8	W2	Gasol-18	Gasol-11	Davis/Evans-22	21,605*
22	Dec. 14	W	PHILADELPHIA	115-96	14-8	W3	Butler-23	Noah-15	Okafor-22	21,166*
23	Dec. 16	W	MEMPHIS	98-85	15-8	W4	Butler-24	Gasol-14	Lee-18	21,032*
24	Dec. 18	L	DETROIT	144-147 (4OT)	15-9	L1	Butler-43	Gasol-15	Drummond-33	21,534*
25	Dec. 19	L	@ New York	91-107	15-10	L2	Noah-21	Portis-11	Anthony-27	19,812*
26	Dec. 21	W	BROOKLYN	102-105	15-11	L3	Butler-24	Gasol/Gibson-9	Lopez-21	21,825*
27	Dec. 25	W	@ Oklahoma City	105-96	16-11	W1	Butler-23	Gasol-13	Durant-29	18,203*
28	Dec. 26	L	@ Dallas	111-118	16-12	L1	Rose-25	Gasol-9	Barea-26	20,392*
29	Dec. 28	W	TORONTO	104-97	17-12	W1	Gasol/Smith-22	Gibson-11	Lowry-28	21,898*
30	Dec. 30	W	INDIANA	92-100 (OT)	18-12	W2	Brooks-29	Gibson-14	G. Hill-20	22,206*
31	Jan. 1	W	NEW YORK	108-91	19-12	W3	Butler-23	Portis-10	Anthony-17	22,443*
32	Jan. 3	W	@ Toronto	115-113	20-12	W4	Butler-42	Gasol-13	Lowry/Scout-22	19,800*
33	Jan. 5	W	MILWAUKEE	117-108	21-12	W5	Butler-32	Gibson-14	Middleton-26	21,696*
34	Jan. 7	W	BOSTON	101-92	22-12	W6	Butler-19	Gasol-18	Crowder-17	21,497*
35	Jan. 9	L	@ Atlanta	105-120	22-13	L1	Butler-27	Mirotic-10	Hortford-33	19,010*
36	Jan. 11	L	WASHINGTON	100-114	22-14	L2	Rose-23	Gasol-10	Wall-17	21,408*
37	Jan. 12	L	@ Milwaukee	101-106	22-15	L3	Butler-30	Gasol-14	Antetokounmpo-29	16,867
38	Jan. 14	W	@ Philadelphia	115-111 (OT)	23-15	W1	Butler-53	Noah-16	Covington-25	14,063
39	Jan. 15	L	DALLAS	77-83	23-16	L1	Rose-18	Gibson-11	Nowitzki-21	22,056*
40	Jan. 18	W	@ Detroit	111-101	24-16	W1	Gasol-31	Gasol-12	Ilyasova/Jackson-19	18,935*
41	Jan. 20	L	GOLDEN STATE	94-125	24-17	L1	Rose-29	Gasol/Portis-8	Curry-25	23,152*
42	Jan. 22	L	@ Boston	101-110	24-18	L2	Butler-28	Butler-14	Thomas-22	18,624*
43	Jan. 23	W	@ Cleveland	96-83	25-18	W1	Gasol-25	Gasol-10	James-26	20,562*
44	Jan. 25	L	MIAMI	84-89	25-19	L1	Gasol-19	Gasol-17	Wade-28	21,720*
45	Jan. 28	W	@ L.A. Lakers	114-91	26-19	W1	Butler-26	Gasol-12	Clarkson-16	18,997*
46	Jan. 31	L	@ L.A. Clippers	93-120	26-20	L1	Butler-23	Gasol-14	Crawford-26	19,325*
47	Feb. 1	L	@ Utah	96-105 (OT)	26-21	L2	Butler-26	Gibson-11	Hayward-27	18,911*
48	Feb. 3	W	@ Sacramento	107-102	27-21	W1	Moore-24	Gasol-11	Cousins-30	17,317*
49	Feb. 5	L	@ Denver	101-115	27-22	L1	Rose-30	Rose-8	Gallinari-33	19,155*
50	Feb. 6	L	@ Minnesota	105-112	27-23	L2	Gasol-25	Gasol-8	Towns-26	17,876
51	Feb. 8	L	@ Charlotte	91-108	27-24	L3	Gasol-22	Gasol-10	Walker-30	15,886
52	Feb. 10	L	ATLANTA	90-113	27-25	L4	Gasol-20	Gasol/Portis-10	Schroder-18	21,709*
53	Feb. 18	L	@ Cleveland	95-106	27-26	L5	Rose-28	Portis-10	James-25	20,562*
54	Feb. 19	W	TORONTO	116-106	28-26	W1	McDermott-30	Gasol-11	Lowry-27	21,849*
55	Feb. 21	W	L.A. LAKERS	126-115	29-26	W2	Moore/Rose-24	Gibson-8	Bryant/Randle-22	23,143*
56	Feb. 24	W	WASHINGTON	109-104	30-26	W3	Moore/Gibson-17	Gasol-15	Beal-19	21,560*
57	Feb. 26	L	@ Atlanta	88-103	30-27	L1	McDermott-20	Gasol-17	Teague-19	18,123*
58	Feb. 27	L	PORTLAND	95-103	30-28	L2	Gasol-22	Gasol/Portis-16	Lillard-31	21,962*
59	Mar. 1	L	@ Miami	111-129	30-29	L3	Rose-17	Gasol-9	Whitehead-26	19,654*
60	Mar. 2	L	@ Orlando	89-102	30-30	L4	Rose-16	Dunleavy/Portis-6	Vucevic-24	16,072
61	Mar. 5	W	HOUSTON	108-100	31-30	W1	Gasol-28	Gasol-17	Harden-36	22,203*
62	Mar. 7	W	MILWAUKEE	100-90	32-30	W2	Rose-22	Gasol-17	Bayless-20	21,672*
63	Mar. 10	L	@ San Antonio	101-109	32-31	L1	Gasol/Rose-21	Gasol-12	Leonard-29	18,418*
64	Mar. 11	L	MIAMI	96-118	32-32	L2	Gasol-17	Gasol-12	Dragic-28	22,067*
65	Mar. 14	W	@ Toronto	109-107	33-32	W1	McDermott-29	Gibson-10	Lowry-33	19,800*
66	Mar. 16	L	@ Washington	98-107	33-33	L1	McDermott-20	Holiday/Felicio/Butler-6	Wall-29	19,558
67	Mar. 17	W	BROOKLYN	118-102	34-33	W1	McDermott-25	Portis-14	Bogdanovic-26	21,513*
68	Mar. 19	W	UTAH	92-85	35-33	W2	Rose-22	Gibson-10	Favors-24	21,856*
69	Mar. 21	W	SACRAMENTO	109-102	36-33	W3	Gibson/Rose-18	Gasol-14	Collison/Cousins-18	21,531*
70	Mar. 23	L	NEW YORK	107-115	36-34	L1	Mirotic-35	Mirotic-6	Porzingis-29	21,788*
71	Mar. 24	L	@ New York	94-106	36-35	L2	Rose-30	Gibson/Mirotic-6	Anthony-26	18,812*
72	Mar. 26	L	@ Orlando	89-111	36-36	L3	Gibson-16	Felicio/Portis-7	Dedmon-18	18,846*
73	Mar. 28	L	ATLANTA	100-102	36-37	L4	Rose-20	Gibson-12	Teague-26	21,761*
74	Mar. 29	W	@ Indiana	98-96	37-37	W1	Mirotic-28	Gasol-11	George-20	17,050
75	Mar. 31	W	@ Houston	103-100	38-37	W2	Mirotic-28	Gasol-10	Harden-24	18,244*
76	Apr. 2	L	DETROIT	90-94	38-38	L1	Butler-28	Butler-17	Jackson-22	22,197*
77	Apr. 3	W	@ Milwaukee	102-98	39-38	W1	Butler-25	Gasol-8	Antetokounmpo-34	15,788
78	Apr. 5	L	@ Memphis	92-108	39-39	L1	Mirotic-20	Gasol-10	Randolph-27	17,591
79	Apr. 7	L	@ Miami	98-108	39-40	L2	Butler-25	Gasol-12	Wade-21	19,771*
80	Apr. 9	W	CLEVELAND	105-102	40-40	W1	Butler-21	Gasol-12	James-33	22,186*
81	Apr. 11	W	@ New Orleans	121-116	41-40	W2	Butler-23	Portis-8	Emris-23	16,867*
82	Apr. 13	W	PHILADELPHIA	115-105	42-40	W3	Mirotic-32	Portis-14	Covington-27	21,777*

* home sellout



LEFT TO RIGHT: (front row): Doug McDermott, E'Twaun Moore, Tony Snell, Jimmy Butler, Derrick Rose, Aaron Brooks, Justin Holiday, Mike Dunleavy. (middle row): Equipment Manager John Ligmanowski, Head Strength Coach Nick Papendieck, Assistant Strength Coach Matt Johnson, Cameron Bairstow, Nikola Mirotić, Pau Gasol, Joakim Noah, Bobby Portis, Taj Gibson, Cristiano Felicio, Head Athletic Trainer Jeff Tanaka, Director of Sports Performance Jennifer Swanson, Assistant Athletic Trainer Armando Rivas. (back row): Basketball Operations Associate George Neilson, Strength Associate Ed Streit, Assistant Coach Charlie Henry, Assistant Coach Randy Brown, Associate Head Coach Jim Boylen, Head Coach Fred Hoiberg, Assistant Coach Pete Myers, Assistant Coach Mike Wilhelm, Assistant Equipment Manager Charrod Saddler, Video Coordinator Nate Loenser, Basketball Operations Associate Chase Buford.

DRAFT: First round: Bobby Portis (Arkansas).

RECORD: 42-40 (FOURTH PLACE).

REGULAR SEASON: Posted a winning record for the eighth consecutive season, and 11th of the last 12 seasons ... on Jan. 14 at Philadelphia, Jimmy Butler became the fourth Bull in team history to score 50 or more points in a game when he posted a career-high 53 points (51 came in regulation); in that same game, Butler also added 10 boards, six assists and three steals, and he became just the fifth player over the last 30 seasons to notch those numbers in a game ... Pau Gasol posted 16.5 points, 11.0 rebounds, 4.1 assists and 2.03 blocks a game—Gasol is the first player in the NBA since Kevin Garnett in 2003-04 to record those marks ... Jimmy Butler produced the first two triple-doubles of his career ... Gasol notched the 500th double-double of his career at Houston on March 31 ... Gasol also recorded two triple-doubles ... Butler ranked 16th in the NBA with a career-high 20.9 ppg and 18th in the league with 1.64 spg ... Fred Hoiberg earned his first win as a head coach with Chicago's 97-95 win over Cleveland on Opening Night ... the Bulls led the NBA in home attendance for the seventh straight season with an average of 21,821 fans per game and extended their home sellout streak to 266 games.

PLAYOFFS: Failed to qualify.

HONORS: For the second straight season, Jimmy Butler and Pau Gasol were chosen as NBA All-Stars for the Eastern Conference squad; Gasol replaced Butler due to a left knee injury Butler suffered on Feb. 5 at Denver ... Butler earned All-Defensive Second Team honors for the third consecutive season; he joined Jerry Sloan, Norm Van Lier, Michael Jordan and Scottie Pippen as the only players in franchise history to earn the distinction at least three years in a row ... Nikola Mirotić was chosen to play in the Rising Stars Challenge at All-Star Weekend in Toronto, but missed the game due to an appendectomy ... Jerry Reinsdorf was elected to the Naismith Memorial Basketball Hall of Fame.



FRONT OFFICE

BASKETBALL OPS.

PLAYERS

THE NBA

OPPONENTS

2015-16 SEASON

RECORDS

PLAYOFFS

HISTORY

COMMUNITY

MEDIA

(33-48) CHICAGO BULLS FINAL 1966-1967 REGULAR SEASON

PLAYER	G-GS	MIN	FG-FGA	PCT	3FG-FGA	PCT	FT-FTA	PCT	OFF	DEF	TOT	AST	PF-DQ	STL	TO	BLK	PTS	AVG	HI
Rodgers	81-0	3063	538-1377	.391	0-0	---	383-475	.806	0	0	346	908	243-1	0	0	0	1459	18.0	39
Boozler	80-0	2451	538-1104	.487	0-0	---	360-461	.781	0	0	679	90	212-0	0	0	0	1436	18.0	40
Sloan	80-0	2942	525-1214	.432	0-0	---	340-427	.796	0	0	726	170	293-7	0	0	0	1390	17.4	32
Mueller	80-0	2136	422-957	.441	0-0	---	171-280	.658	0	0	497	131	223-2	0	0	0	1015	12.7	31
Kojis	78-0	1655	329-773	.426	0-0	---	134-222	.604	0	0	479	70	204-3	0	0	0	792	10.2	42
McLemore	79-0	1382	258-670	.385	0-0	---	210-272	.772	0	0	374	62	189-2	0	0	0	726	9.2	23
Erickson	76-0	1454	235-641	.367	0-0	---	117-159	.736	0	0	338	119	199-2	0	0	0	587	7.7	28
Washington	77-0	1475	252-604	.417	0-0	---	88-159	.553	0	0	468	56	181-1	0	0	0	592	7.7	24
Clemens	60-0	986	186-444	.419	0-0	---	68-90	.756	0	0	201	39	143-1	0	0	0	440	7.3	21
Chappell	19-0	179	40-89	.449	0-0	---	14-21	.667	0	0	38	12	31-0	0	0	0	94	4.9	12
Ward	76-0	1042	117-307	.381	0-0	---	87-138	.630	0	0	179	130	169-2	0	0	0	321	4.2	16
Wilson (TOT)	55-0	573	85-234	.363	0-0	---	58-86	.674	0	0	206	15	92-0	0	0	0	228	4.1	13
Wilson (CHI)	43-0	448	77-193	.399	0-0	---	45-70	.643	0	0	163	15	73-0	0	0	0	199	4.6	13
Schellhase	31-0	212	40-111	.360	0-0	---	14-22	.636	0	0	29	23	27-0	0	0	0	94	3.0	8
Bowman	9-0	65	8-21	.381	0-0	---	6-8	.750	0	0	28	2	18-0	0	0	0	22	2.4	7
BULLS	81	19490	3565-8505	.419	0-0	---	2037-2784	.732	0	0	4545	1827	2205-21	0	0	0	9167	113.2	141
OPPONENTS	81	19490	3559-7929	.449	0-0	---	2352-3220	.730	0	0	4823	1651	2158-36	0	0	0	9470	116.9	154

(29-53) CHICAGO BULLS FINAL 1967-1968 REGULAR SEASON

PLAYER	G-GS	MIN	FG-FGA	PCT	3FG-FGA	PCT	FT-FTA	PCT	OFF	DEF	TOT	AST	PF-DQ	STL	TO	BLK	PTS	AVG	HI
Boozler	77-0	2988	622-1265	.492	0-0	---	411-535	.768	0	0	756	121	229-1	0	0	0	1655	21.5	42
Robinson (TOT)	75-0	2046	444-1010	.440	0-0	---	289-351	.821	0	0	272	219	184-1	0	0	0	1176	15.7	35
Robinson (CHI)	73-0	2030	441-1000	.441	0-0	---	285-344	.828	0	0	268	214	180-1	0	0	0	1167	16.0	35
Sloan	77-0	2454	369-959	.385	0-0	---	289-386	.749	0	0	591	229	291-11	0	0	0	1027	13.3	35
McLemore	76-0	2100	374-940	.398	0-0	---	215-276	.779	0	0	430	130	219-4	0	0	0	963	12.7	32
Washington	82-0	2525	418-915	.457	0-0	---	187-274	.682	0	0	825	113	233-1	0	0	0	1023	12.5	29
Erickson	78-0	2257	377-940	.401	0-0	---	194-257	.755	0	0	423	267	276-15	0	0	0	948	12.2	34
Rodgers	4-0	129	16-54	.296	0-0	---	9-11	.818	0	0	14	28	11-0	0	0	0	41	10.3	16
Clemens	78-0	1631	301-670	.449	0-0	---	123-170	.724	0	0	375	98	223-4	0	0	0	725	9.3	29
Haskins	76-0	1477	273-650	.420	0-0	---	133-202	.658	0	0	227	165	175-1	0	0	0	679	8.9	28
Barnes (TOT)	79-0	1425	221-499	.443	0-0	---	133-191	.696	0	0	415	55	262-7	0	0	0	575	7.3	27
Barnes (CHI)	37-0	712	120-264	.455	0-0	---	74-103	.718	0	0	204	28	128-3	0	0	0	314	8.5	27
Mueller	35-0	815	91-235	.387	0-0	---	46-82	.561	0	0	167	76	78-1	0	0	0	228	6.5	21
Harding	14-0	305	24-71	.338	0-0	---	17-33	.515	0	0	94	18	35-0	0	0	0	65	4.6	17
Wilburn	3-0	26	5-9	.556	0-0	---	1-4	.250	0	0	10	2	4-0	0	0	0	11	3.7	5
Schellhase	42-0	301	47-138	.341	0-0	---	20-38	.526	0	0	47	37	43-0	0	0	0	114	2.7	15
Spitzer	10-0	44	8-21	.381	0-0	---	2-3	.667	0	0	24	0	4-0	0	0	0	18	1.8	5
Burns	3-0	11	2-7	.286	0-0	---	0-0	---	0	0	2	1	1-0	0	0	0	4	1.3	2
BULLS	82	19805	3488-8138	.429	0-0	---	2006-2718	.738	0	0	4457	1527	2130-42	0	0	0	8982	109.5	132
OPPONENTS	82	19805	3547-7758	.457	0-0	---	2216-3116	.711	0	0	4644	1651	2075-32	0	88	0	9310	113.5	144

(33-49) CHICAGO BULLS FINAL 1968-1969 REGULAR SEASON

PLAYER	G-GS	MIN	FG-FGA	PCT	3FG-FGA	PCT	FT-FTA	PCT	OFF	DEF	TOT	AST	PF-DQ	STL	TO	BLK	PTS	AVG	HI
Boozler	79-0	2872	661-1375	.481	0-0	---	394-489	.806	0	0	614	156	218-2	0	0	0	1716	21.7	33
Robinson	18-0	550	124-293	.423	0-0	---	95-114	.833	0	0	69	57	52-1	0	0	0	343	19.1	36
Haskins	79-0	2874	537-1275	.421	0-0	---	282-361	.781	0	0	359	306	230-0	0	0	0	1356	17.2	30
Sloan	78-0	2939	488-1170	.417	0-0	---	333-447	.745	0	0	619	276	313-6	0	0	0	1309	16.8	43
Washington	80-0	2705	440-1023	.430	0-0	---	241-356	.677	0	0	847	104	226-0	0	0	0	1121	14.0	30
Boerwinkle	80-0	2365	318-831	.383	0-0	---	145-222	.653	0	0	889	178	317-11	0	0	0	781	9.8	23
Clemens	75-0	1444	235-628	.374	0-0	---	82-125	.656	0	0	318	125	163-1	0	0	0	552	7.4	19
Weiss (TOT)	77-0	1478	189-499	.379	0-0	---	128-160	.800	0	0	162	199	174-1	0	0	0	506	6.6	19
Weiss (CHI)	62-0	1236	153-385	.397	0-0	---	101-126	.802	0	0	135	172	150-0	0	0	0	407	6.6	19
Love (TOT)	49-0	542	108-272	.397	0-0	---	71-96	.740	0	0	150	17	59-0	0	0	0	287	5.9	20
Love (CHI)	35-0	315	69-166	.416	0-0	---	42-58	.724	0	0	86	14	37-0	0	0	0	180	5.1	18
Newmark	81-0	1159	185-475	.389	0-0	---	86-139	.619	0	0	347	58	205-7	0	0	0	456	5.6	22
Barnes	10-0	111	23-59	.390	0-0	---	10-19	.526	0	0	30	1	15-0	0	0	0	56	5.6	14
Mueller	52-0	872	75-224	.335	0-0	---	46-90	.511	0	0	193	124	98-1	0	0	0	196	3.8	10
Petersen	38-0	299	44-109	.404	0-0	---	19-27	.704	0	0	41	25	39-0	0	0	0	107	2.8	14
Wilburn	4-0	14	3-8	.375	0-0	---	1-4	.250	0	0	3	1	1-0	0	0	0	7	1.8	4
BULLS	82	19755	3353-8021	.418	0-0	---	1877-2577	.728	0	0	4550	1597	2084-29	0	0	0	8587	104.7	133
OPPONENTS	82	19755	3391-7575	.448	0-0	---	1990-2909	.684	0	0	4536	1655	2069-23	0	540	0	8772	107.0	158



1969-1972 / YEAR-BY-YEAR STATISTICS

FRONT OFFICE
BASKETBALL OPS.
PLAYERS

THE NBA
OPPONENTS
2016-16 SEASON

RECORDS
PLAYOFFS

HISTORY

COMMUNITY

MEDIA

(39-43) CHICAGO BULLS FINAL 1969-1970 REGULAR SEASON

PLAYER	G-6S	MIN	FG-FGA	PCT	3FG-FGA	PCT	FT-FTA	PCT	OFF	DEF	TOT	AST	PF-DQ	STL	TO	BLK	PTS	AVG	HI
Walker	78-0	2726	596-1249	.477	0-0	---	483-568	.850	0	0	604	192	203-1	0	0	0	1675	21.5	44
Love	82-0	3123	640-1373	.466	0-0	---	442-525	.842	0	0	712	148	260-2	0	0	0	1722	21.0	47
Haskins	82-0	3214	668-1486	.450	0-0	---	332-424	.783	0	0	378	624	237-0	0	0	0	1668	20.3	38
Sloan	53-0	1822	310-737	.421	0-0	---	207-318	.651	0	0	372	165	179-3	0	0	0	827	15.6	29
Weiss	82-0	2544	365-655	.427	0-0	---	213-253	.842	0	0	227	474	206-0	0	0	0	943	11.5	30
Boerwinkle	81-0	2335	348-775	.449	0-0	---	150-226	.664	0	0	1016	229	255-4	0	0	0	846	10.4	29
Wesley	72-0	1407	270-648	.417	0-0	---	145-219	.662	0	0	455	68	184-1	0	0	0	685	9.5	24
Tucker	33-0	557	97-189	.513	0-0	---	37-45	.822	0	0	113	31	52-0	0	0	0	231	7.0	24
Halimon	38-0	517	96-244	.393	0-0	---	49-73	.671	0	0	68	69	58-0	0	0	0	241	6.3	21
Kauffman	64-0	775	94-221	.425	0-0	---	88-123	.715	0	0	211	76	117-1	0	0	0	276	4.3	14
Manning (TOT)	67-0	777	119-321	.371	0-0	---	42-56	.750	0	0	232	36	122-1	0	0	0	280	4.2	13
Manning (CHI)	38-0	616	87-255	.341	0-0	---	37-48	.771	0	0	197	34	89-1	0	0	0	211	5.6	13
Petersen	31-0	231	33-90	.367	0-0	---	26-39	.667	0	0	26	23	22-0	0	0	0	92	3.0	14
Baum	3-0	13	3-11	.273	0-0	---	0-0	---	0	0	4	0	1-0	0	0	0	6	2.0	6
BULLS	82	19880	3607-8133	.444	0-0	---	2209-2861	.772	0	0	4383	2133	1863-13	0	0	0	9423	114.9	152
OPPONENTS	82	19880	3896-8041	.485	0-0	---	1775-2401	.739	0	0	4302	2143	2214-47	0	1275	0	9567	116.7	146

(51-31) CHICAGO BULLS FINAL 1970-1971 REGULAR SEASON

PLAYER	G-6S	MIN	FG-FGA	PCT	3FG-FGA	PCT	FT-FTA	PCT	OFF	DEF	TOT	AST	PF-DQ	STL	TO	BLK	PTS	AVG	HI
Love	81-81	3482	765-1710	.447	0-0	---	513-619	.829	0	0	690	185	259-0	0	0	0	2043	25.2	44
Walker	81-81	2927	650-1398	.465	0-0	---	480-559	.859	0	0	588	179	187-2	0	0	0	1780	22.0	44
Sloan	80-80	3140	592-1342	.441	0-0	---	278-389	.715	0	0	701	281	289-5	0	0	0	1462	18.3	34
Boerwinkle	82-82	2370	357-736	.485	0-0	---	168-232	.724	0	0	1133	397	275-3	0	0	0	882	10.8	26
Fox	82-0	1628	280-611	.458	0-0	---	239-321	.745	0	0	598	196	213-0	0	0	0	799	9.7	22
Weiss	82-47	2237	278-659	.422	0-0	---	226-269	.840	0	0	189	387	216-1	0	0	0	782	9.5	25
Guokas (TOT)	79-35	2213	206-418	.493	0-0	---	101-138	.732	0	0	158	342	189-1	0	0	0	513	6.5	22
Guokas (CHI)	78-35	2208	206-418	.493	0-0	---	101-138	.732	0	0	157	342	189-1	0	0	0	513	6.6	22
King	55-1	645	100-228	.439	0-0	---	64-79	.810	0	0	68	78	55-0	0	0	0	264	4.8	22
Baum	62-0	543	123-293	.420	0-0	---	40-58	.690	0	0	125	31	55-0	0	0	0	286	4.6	20
Collins	56-3	478	92-214	.430	0-0	---	35-45	.778	0	0	54	60	43-0	0	0	0	219	4.0	18
Ruffner	10-0	60	15-35	.429	0-0	---	4-8	.500	0	0	16	2	10-0	0	0	0	34	3.4	19
Halimon	2-0	23	1-8	.125	0-0	---	0-1	.000	0	0	2	4	5-0	0	0	0	2	1.0	2
Holt	6-0	14	1-8	.125	0-0	---	2-3	.667	0	0	4	0	1-0	0	0	0	4	0.7	2
BULLS	82	19755	3460-7660	.452	0-0	---	2150-2721	.780	0	0	4325	2142	1797-12	0	1354	0	9070	110.6	141
OPPONENTS	82	19755	3491-7709	.453	0-0	---	1658-2216	.748	0	0	4031	1914	2099-36	0	1346	0	8640	105.4	136

(57-25) CHICAGO BULLS FINAL 1971-1972 REGULAR SEASON

PLAYER	G-6S	MIN	FG-FGA	PCT	3FG-FGA	PCT	FT-FTA	PCT	OFF	DEF	TOT	AST	PF-DQ	STL	TO	BLK	PTS	AVG	HI
Love	79-76	3108	819-1854	.442	0-0	---	399-509	.784	0	0	518	125	235-2	0	0	0	2037	25.8	41
Walker	78-78	2588	619-1225	.505	0-0	---	481-568	.847	0	0	473	178	171-0	0	0	0	1719	22.0	56
Sloan	82-81	3035	535-1206	.444	0-0	---	258-391	.660	0	0	691	211	309-8	0	0	0	1328	16.2	35
Van Lier (TOT)	79-31	2415	334-761	.439	0-0	---	237-300	.790	0	0	357	542	239-5	0	0	0	905	11.5	29
Van Lier (CHI)	69-23	2140	306-671	.456	0-0	---	220-278	.791	0	0	299	491	207-4	0	0	0	832	12.1	29
Weiss	82-63	2450	358-832	.430	0-0	---	212-254	.835	0	0	170	377	212-1	0	0	0	928	11.3	30
Ray	82-28	1872	222-445	.499	0-0	---	134-218	.615	0	0	869	254	296-5	0	0	0	578	7.0	17
Boerwinkle	80-54	2022	219-500	.438	0-0	---	118-180	.656	0	0	897	281	253-4	0	0	0	556	7.0	16
Fox	10-1	133	20-53	.377	0-0	---	20-28	.714	0	0	54	6	21-0	0	0	0	60	6.0	13
Porter	67-0	730	171-403	.424	0-0	---	59-77	.766	0	0	183	24	88-0	0	0	0	401	6.0	21
King	73-1	1014	162-356	.455	0-0	---	89-113	.788	0	0	81	101	103-0	0	0	0	413	5.7	19
Paulk	7-0	60	8-28	.286	0-0	---	7-9	.778	0	0	15	4	7-0	0	0	0	23	3.3	9
Collins	19-0	134	26-71	.366	0-0	---	10-11	.909	0	0	12	10	11-0	0	0	0	62	3.3	14
McIntosh	43-5	405	57-168	.339	0-0	---	21-44	.477	0	0	89	18	41-0	0	0	0	135	3.1	23
Dinkins	18-0	89	17-41	.415	0-0	---	11-20	.550	0	0	20	7	10-0	0	0	0	45	2.5	5
BULLS	82	19780	3539-7853	.451	0-0	---	2039-2700	.755	0	0	4371	2087	1964-24	0	1311	0	9117	111.2	148
OPPONENTS	82	19780	3263-7189	.454	0-0	---	1914-2617	.731	0	0	3928	1853	2041-32	0	1667	0	8440	102.9	130



(51-31) CHICAGO BULLS FINAL 1972-1973 REGULAR SEASON

PLAYER	G-BS	MIN	FG-FGA	PCT	3FG-FGA	PCT	FT-FTA	PCT	OFF	DEF	TOT	AST	PF-DQ	STL	TO	BLK	PTS	AVG	HI
Love	82-75	3033	774-1794	.431	0-0	---	347-421	.824	0	0	532	119	240-1	0	0	0	1895	23.1	49
Walker	79-79	2455	597-1248	.478	0-0	---	376-452	.832	0	0	395	179	168-1	0	0	0	1570	19.9	36
Van Lier	80-79	2882	474-1064	.445	0-0	---	166-211	.787	0	0	438	567	269-5	0	0	0	1114	13.9	29
Sloan	69-66	2412	301-733	.411	0-0	---	94-133	.707	0	0	475	151	235-5	0	0	0	696	10.1	31
Heard (TOT)	81-9	1552	350-824	.425	0-0	---	116-178	.652	0	0	453	60	171-1	0	0	0	816	10.1	31
Heard (CHI)	78-9	1535	348-815	.425	0-0	---	115-177	.650	0	0	447	58	167-1	0	0	0	807	10.3	31
Weiss	82-19	2086	279-655	.426	0-0	---	158-189	.841	0	0	148	295	151-1	0	0	0	717	8.7	24
Ray	73-50	2009	254-516	.492	0-0	---	117-189	.619	0	0	797	271	232-5	0	0	0	625	8.6	22
McIntosh	3-0	33	8-13	.615	0-0	---	0-2	.000	0	0	9	1	4-0	0	0	0	16	5.3	8
Porter	43-0	407	98-217	.452	0-0	---	22-29	.758	0	0	118	16	52-1	0	0	0	218	5.1	18
Awtrey (TOT)	82-34	1687	146-305	.479	0-0	---	86-153	.662	0	0	447	224	234-6	0	0	0	378	4.6	13
Awtrey (CHI)	79-32	1650	143-298	.480	0-0	---	85-149	.670	0	0	433	222	226-6	0	0	0	371	4.7	13
King	65-1	785	116-263	.441	0-0	---	44-52	.846	0	0	76	81	76-0	0	0	0	276	4.2	20
Boerwinkle	8-0	176	9-24	.375	0-0	---	12-20	.600	0	0	54	40	22-0	0	0	0	30	3.8	7
Garrett	35-0	211	52-118	.441	0-0	---	21-31	.577	0	0	61	8	29-0	0	0	0	125	3.6	11
Russell	23-0	131	29-77	.377	0-0	---	16-18	.889	0	0	17	15	12-0	0	0	0	74	3.2	11
BULLS	82	19805	3480-7835	.444	0-0	---	1574-2073	.759	0	0	4000	2023	1881-26	0	1357	0	8534	104.1	130
OPPONENTS	82	19805	3343-7098	.471	0-0	---	1562-2080	.751	0	0	3915	1910	2002-38	0	1675	0	8248	100.6	127

(54-28) CHICAGO BULLS FINAL 1973-1974 REGULAR SEASON

PLAYER	G-BS	MIN	FG-FGA	PCT	3FG-FGA	PCT	FT-FTA	PCT	OFF	DEF	TOT	AST	PF-DQ	STL	TO	BLK	PTS	AVG	HI
Love	82-76	3292	791-1752	.451	0-0	---	323-395	.818	183	309	492	130	221-1	84	0	28	1785	21.8	43
Walker	82-82	2661	572-1178	.486	0-0	---	439-502	.875	131	275	406	200	201-1	68	0	4	1583	19.3	39
Van Lier	80-78	2863	427-1051	.406	0-0	---	288-370	.778	114	263	377	548	282-4	162	0	7	1142	14.3	30
Sloan	77-77	2860	412-921	.447	0-0	---	194-273	.711	150	406	556	149	273-3	183	0	10	1018	13.2	25
Porter	73-4	1229	298-658	.450	0-0	---	92-115	.800	86	199	285	32	116-0	23	0	39	684	9.4	25
Ray	80-72	2632	313-612	.511	0-0	---	121-199	.608	285	692	977	246	281-5	58	0	173	747	9.3	24
Weiss	79-11	1708	263-564	.466	0-0	---	142-170	.835	32	71	103	303	156-0	104	0	12	668	8.5	24
Garrett	41-0	373	68-184	.370	0-0	---	21-32	.656	31	39	70	11	43-0	5	0	9	157	3.8	16
Boerwinkle	46-9	602	58-119	.487	0-0	---	42-60	.700	53	160	213	94	80-0	16	0	18	158	3.4	16
Hummer	18-0	186	23-46	.500	0-0	---	14-28	.500	13	24	37	13	30-0	3	0	1	60	3.3	12
Adelman	55-0	618	64-170	.376	0-0	---	54-76	.711	16	53	69	56	63-0	36	0	1	182	3.3	12
Awtrey	68-1	756	65-123	.528	0-0	---	54-94	.574	49	125	174	86	128-3	22	0	14	184	2.7	10
BULLS	82	19780	3292-7378	.446	0-0	---	1784-2314	.771	1143	2616	3759	1868	1874-17	764	1690	316	8368	102.0	130
OPPONENTS	82	19780	3336-7246	.460	0-0	---	1425-1847	.772	1136	2734	3870	1830	2220-34	614	1880	406	8097	98.7	124

(47-35) CHICAGO BULLS FINAL 1974-1975 REGULAR SEASON

PLAYER	G-BS	MIN	FG-FGA	PCT	3FG-FGA	PCT	FT-FTA	PCT	OFF	DEF	TOT	AST	PF-DQ	STL	TO	BLK	PTS	AVG	HI
Love	61-57	2401	539-1258	.429	0-0	---	264-318	.830	99	286	385	102	209-3	63	0	12	1342	22.0	39
Walker	76-76	2452	524-1076	.487	0-0	---	413-480	.860	114	318	432	169	181-0	49	0	6	1461	19.2	38
Van Lier	70-69	2590	407-970	.420	0-0	---	236-298	.792	86	242	328	403	246-5	139	0	14	1050	15.0	42
Sloan	78-76	2577	380-865	.439	0-0	---	193-258	.748	177	361	538	161	265-5	171	0	17	953	12.2	27
Adelman	12-8	340	43-104	.413	0-0	---	28-39	.718	6	20	26	35	31-0	16	0	1	114	9.5	16
Block (TOT)	54-14	939	158-346	.460	0-0	---	114-144	.792	69	163	232	51	121-0	42	0	32	432	8.0	29
Block (CHI)	50-13	882	150-317	.473	0-0	---	105-134	.784	63	151	214	44	110-0	38	0	31	405	8.1	29
Thurmond	80-77	2756	250-686	.364	0-0	---	132-224	.589	259	645	904	328	271-6	46	0	195	632	7.9	25
Garrett	70-3	1183	228-474	.481	0-0	---	77-97	.794	80	167	247	43	124-0	24	0	13	533	7.6	21
Guokas	82-12	2089	255-500	.510	0-0	---	78-103	.757	24	115	139	178	154-1	45	0	17	588	7.2	20
Hewitt	18-9	467	56-129	.434	0-0	---	14-23	.609	30	86	116	24	46-1	9	0	10	126	7.0	17
Wilson	48-1	425	115-225	.511	0-0	---	46-58	.793	18	34	52	36	54-1	22	0	1	276	5.8	20
Boerwinkle	80-5	1175	132-271	.487	0-0	---	73-95	.768	105	275	380	272	163-0	25	0	45	337	4.2	17
Johnson	38-3	291	53-118	.449	0-0	---	37-58	.638	32	62	94	20	57-1	10	0	11	143	3.8	16
Benbow	39-1	252	35-94	.372	0-0	---	15-18	.833	14	24	38	25	41-0	11	0	6	85	2.2	8
BULLS	82	19880	3167-7085	.447	0-0	---	1711-2203	.777	1107	2786	3893	1840	1952-23	668	1482	379	8045	98.1	128
OPPONENTS	82	19880	3167-7070	.448	0-0	---	1457-1900	.767	1008	2647	3655	1686	2168-37	625	1580	404	7791	95.0	123



(24-58) CHICAGO BULLS FINAL 1975-1976 REGULAR SEASON

PLAYER	G-6S	MIN	FG-FGA	PCT	3FG-FGA	PCT	FT-FTA	PCT	OFF	DEF	TOT	AST	PF-DQ	STL	TO	BLK	PTS	AVG	HI
Love	76-84	2823	543-1391	.390	0-0	—	362-452	.801	191	319	510	145	233-3	63	—	10	1448	19.1	40
Johnson	81-72	2390	478-1033	.463	0-0	—	263-360	.786	279	479	758	130	232-8	93	—	66	1239	15.3	30
Van Lier	76-72	3026	361-987	.366	0-0	—	235-319	.737	138	272	410	500	298-9	150	—	26	957	12.6	28
Garrett	14-4	324	57-131	.435	0-0	—	38-44	.864	27	48	75	7	32-0	8	—	4	152	10.9	22
Marin (TOT)	79-21	1909	343-812	.422	0-0	—	161-188	.856	69	183	252	141	164-0	45	—	11	847	10.7	34
Marin (CHI)	67-13	1631	302-718	.421	0-0	—	134-155	.865	59	153	212	118	134-0	38	—	5	738	11.0	34
Sloan	22-20	617	84-210	.400	0-0	—	55-78	.705	40	76	116	22	77-1	27	—	5	223	10.1	21
Laskowski	71-40	1570	284-690	.412	0-0	—	87-120	.725	52	167	219	55	90-0	56	—	10	655	9.2	29
Boerwinkle	74-61	2045	265-530	.500	0-0	—	118-177	.667	263	529	792	283	263-9	47	—	52	648	8.8	31
Wilson	58-10	856	197-489	.403	0-0	—	43-58	.741	32	62	94	52	96-1	25	—	2	437	7.5	28
Benbow	76-22	1586	219-551	.397	0-0	—	105-140	.750	65	111	176	158	186-1	62	—	11	543	7.1	19
Pondexter	75-31	1326	156-380	.411	0-0	—	122-182	.670	113	268	381	90	134-4	28	—	26	434	5.8	22
Goukas	18-0	278	36-74	.486	0-0	—	9-11	.818	4	12	16	28	23-0	5	—	1	81	4.5	12
Thurmond	13-0	260	20-45	.444	0-0	—	8-18	.444	14	57	71	26	15-0	4	—	12	48	3.7	8
Patterson (TOT)	66-1	918	84-220	.382	0-0	—	34-54	.630	80	148	228	80	93-1	16	—	16	202	3.1	13
Patterson (CHI)	52-1	782	69-182	.379	0-0	—	26-44	.591	73	127	200	71	82-1	13	—	11	164	3.2	13
Fernsten (TOT)	37-0	268	33-86	.384	0-0	—	26-37	.703	25	45	70	19	21-0	7	—	14	92	2.5	8
Fernsten (CHI)	33-0	259	33-84	.393	0-0	—	26-37	.703	25	44	69	19	20-0	7	—	14	92	2.8	8
Block	2-0	7	2-4	.500	0-0	—	0-2	.000	0	2	2	0	2-0	1	—	0	4	2.0	4
BULLS	82	19780	3106-7499	.414	0-0	—	1651-2197	.751	1375	2726	4101	1704	1977-37	627	1377	255	7863	95.9	130
OPPONENTS	82	19780	3246-6946	.467	0-0	—	1609-2137	.753	930	2809	3739	1669	2081-31	615	1458	461	8101	98.8	124

(44-38) CHICAGO BULLS FINAL 1976-1977 REGULAR SEASON

PLAYER	G-6S	MIN	FG-FGA	PCT	3FG-FGA	PCT	FT-FTA	PCT	OFF	DEF	TOT	AST	PF-DQ	STL	TO	BLK	PTS	AVG	HI
Gilmore	82-82	2877	570-1091	.522	0-0	—	387-586	.660	313	757	1070	199	266-4	44	0	203	1527	18.6	42
Johnson	81-81	2847	538-1205	.446	0-0	—	324-407	.796	297	531	828	195	315-10	103	0	64	1400	17.3	37
Holland	79-70	2453	509-1120	.454	0-0	—	158-192	.823	78	175	253	253	201-3	169	0	16	1176	14.9	30
May	72-61	2389	431-955	.451	0-0	—	188-227	.828	141	296	437	145	185-2	78	0	17	1050	14.6	25
Love	14-13	496	68-201	.338	0-0	—	35-46	.761	38	35	73	23	47-1	8	0	2	171	12.2	22
Van Lier	82-81	3097	300-729	.412	0-0	—	238-306	.778	108	262	370	636	268-3	129	0	16	838	10.2	27
Mengelt	61-1	1178	209-458	.456	0-0	—	89-113	.788	29	81	110	114	102-2	37	0	4	507	8.3	26
Marin	54-7	869	167-359	.465	0-0	—	31-39	.795	27	64	91	62	85-0	13	0	6	365	6.8	18
McCracken	9-0	119	18-47	.383	0-0	—	11-18	.611	6	10	16	14	17-0	6	0	0	47	5.2	13
Laskowski	47-5	562	75-212	.354	0-0	—	27-30	.900	16	47	63	44	22-0	32	0	2	177	3.8	15
Boerwinkle	82-0	1070	134-273	.491	0-0	—	34-63	.540	101	211	312	189	147-0	19	0	19	302	3.7	19
Kropp	53-4	480	73-152	.480	0-0	—	28-41	.683	21	26	47	39	77-1	18	0	1	174	3.3	18
Pondexter	78-2	996	107-257	.416	0-0	—	42-65	.646	77	159	236	41	82-0	34	0	11	256	3.3	12
Fernsten	5-0	61	3-15	.200	0-0	—	8-11	.727	9	7	16	6	9-0	1	0	3	14	2.8	5
Hicks (TOT)	37-0	262	41-89	.461	0-0	—	11-13	.846	26	40	66	24	37-0	8	0	0	93	2.5	12
Hicks (CHI)	35-0	255	41-87	.471	0-0	—	11-13	.846	25	40	65	23	36-0	7	0	0	93	2.7	12
Starr	17-0	65	6-24	.250	0-0	—	2-2	1.000	6	4	10	6	11-0	1	0	0	14	0.8	4
Smith	2-0	11	0-1	.000	0-0	—	0-0	—	0	0	0	0	1-0	0	0	0	0	0.0	0
BULLS	82	19805	3249-7186	.452	0-0	—	1613-2159	.747	1292	2705	3997	1989	1871-26	699	1552	364	8111	98.9	120
OPPONENTS	82	19805	3306-7095	.466	0-0	—	1425-1907	.747	1055	2559	3614	1917	2166-51	723	1598	460	8037	98.0	125

(40-42) CHICAGO BULLS FINAL 1977-1978 REGULAR SEASON

PLAYER	G-6S	MIN	FG-FGA	PCT	3FG-FGA	PCT	FT-FTA	PCT	OFF	DEF	TOT	AST	PF-DQ	STL	TO	BLK	PTS	AVG	HI
Gilmore	82-82	3067	704-1260	.559	0-0	—	471-669	.704	318	753	1071	263	261-4	42	366	181	1879	22.9	38
Johnson	81-81	2870	561-1215	.462	0-0	—	362-446	.812	218	520	738	267	317-8	92	270	68	1484	18.3	39
Holland	82-81	2884	589-1285	.443	0-0	—	273-279	.799	105	189	294	313	258-4	164	223	14	1361	16.6	36
May	55-55	1802	260-617	.454	0-0	—	115-216	.810	118	214	332	114	170-4	50	125	6	735	13.4	27
Mengelt	81-8	1767	325-675	.481	0-0	—	184-238	.773	41	88	129	232	169-0	51	124	4	834	10.3	27
Russell	36-5	789	133-304	.438	0-0	—	49-57	.860	31	52	83	61	63-1	19	35	4	315	8.8	24
Van Lier	78-75	2524	200-477	.419	0-0	—	172-229	.751	86	198	284	531	279-9	144	200	5	572	7.3	23
Landesberger	62-15	926	127-251	.506	0-0	—	91-157	.580	110	191	301	31	74-0	21	69	6	345	5.6	25
Weatherupson	41-0	611	86-194	.443	0-0	—	37-42	.881	57	68	125	32	74-0	19	49	10	209	5.1	17
Dickey (TOT)	47-1	493	87-198	.439	0-0	—	30-36	.833	36	61	97	21	56-0	14	40	4	204	4.3	18
Dickey (CHI)	25-1	220	27-68	.397	0-0	—	14-19	.737	15	33	48	10	27-0	4	23	2	68	2.7	11
Armstrong	66-0	716	131-280	.468	0-0	—	22-27	.815	24	44	68	74	42-0	23	58	0	284	4.3	22
Sheppard	64-7	698	119-262	.454	0-0	—	37-56	.661	67	64	131	43	72-0	14	46	3	275	4.3	22
Boerwinkle	22-0	227	23-50	.460	0-0	—	10-13	.769	14	45	59	44	36-0	3	26	4	56	2.5	10
Pondexter	44-0	534	37-85	.435	0-0	—	14-20	.700	36	94	130	87	66-0	19	30	15	88	2.0	14
Ard (TOT)	15-0	125	8-17	.471	0-0	—	3-5	.600	9	27	36	8	19-0	0	14	0	19	1.3	4
Ard (CHI)	14-0	116	8-16	.500	0-0	—	2-3	.667	8	24	32	7	18-0	0	14	0	18	1.3	4
Hansen	2-0	4	0-2	.000	0-0	—	0-0	—	0	0	0	0	0-0	0	1	0	0	0.0	0
BULLS	82	19755	3303-7041	.473	0-0	—	1863-2471	.754	1248	2577	3825	2119	1930-30	665	1667	322	8523	103.9	131
OPPONENTS	82	19755	3565-7273	.490	0-0	—	1466-1980	.740	1065	2367	3432	2076	2199-46	777	1479	451	8596	104.8	135



(31-51) CHICAGO BULLS FINAL 1978-1979 REGULAR SEASON

PLAYER	G-6S	MIN	FG-FGA	PCT	3FG-FGA	PCT	FT-FTA	PCT	OFF	DEF	TOT	AST	PF-DQ	STL	TO	BLK	PTS	AVG	HI
Gilmore	82-82	3265	753-1310	.575	0-0	---	434-587	.739	293	750	1043	274	280-2	50	310	156	1940	23.7	41
Theus	82-80	2753	537-1119	.480	0-0	---	264-347	.761	92	136	228	429	270-2	93	303	18	1338	16.3	30
M. Johnson	82-74	2584	498-1105	.449	0-0	---	273-329	.830	193	434	627	380	286-9	88	315	59	1265	15.4	33
Holland	82-56	2483	445-940	.473	0-0	---	141-176	.801	78	176	254	330	240-9	122	185	12	1031	12.6	32
Mengel	75-20	1705	338-689	.491	0-0	---	150-182	.824	25	93	118	187	148-1	46	120	4	826	11.0	26
O. Johnson	71-34	1734	281-540	.520	0-0	---	88-110	.800	58	169	227	163	182-2	54	114	33	650	9.2	24
Landsberger	80-44	1959	278-585	.475	0-0	---	91-194	.469	292	450	742	68	125-0	27	149	22	647	8.1	21
Brown	77-4	1265	152-317	.479	0-0	---	84-98	.857	83	155	238	104	180-5	18	89	10	388	5.0	14
May	37-8	403	59-136	.434	0-0	---	30-40	.750	14	50	64	39	51-0	22	51	1	148	4.0	15
Dudley	43-8	684	45-125	.360	0-0	---	28-42	.667	25	61	86	116	82-0	32	64	1	118	2.7	14
Sheppard	22-0	203	24-51	.471	0-0	---	12-19	.632	16	12	28	15	16-0	5	21	0	60	2.7	11
Armstrong	26-0	259	28-70	.400	0-0	---	10-13	.769	7	13	20	31	22-0	10	21	0	66	2.5	8
Lloyd (TOT)	72-0	496	42-122	.344	0-0	---	27-47	.574	49	47	96	32	92-0	10	51	8	111	1.5	11
Lloyd (CHI)	67-0	465	42-120	.350	0-0	---	27-47	.574	48	45	93	32	86-0	9	43	8	111	1.7	11
Wakefield	2-0	8	0-1	.000	0-0	---	0-0	---	0	0	0	1	2-0	0	2	0	0	0.0	0
BULLS	82	19780	3478-7108	.489	0-0	---	1632-2184	.747	1224	2544	3768	2169	1970-30	576	1813	324	8568	104.7	148
OPPONENTS	82	19780	3682-7408	.497	0-0	---	1549-2029	.763	1095	2377	3472	2146	2093-38	844	1468	503	8913	108.7	143

(30-52) CHICAGO BULLS FINAL 1979-1980 REGULAR SEASON

PLAYER	G-6S	MIN	FG-FGA	PCT	3FG-FGA	PCT	FT-FTA	PCT	OFF	DEF	TOT	AST	PF-DQ	STL	TO	BLK	PTS	AVG	HI
Theus	82-82	3029	568-1172	.483	28-105	.267	500-587	.838	143	186	329	515	262-4	114	348	20	1680	20.2	33
Gilmore	48-48	1568	305-513	.595	0-0	---	245-344	.712	108	324	432	133	167-5	29	133	59	855	17.8	32
Greenwood	82-82	2791	498-1051	.474	1-7	.143	337-416	.810	223	550	773	182	313-8	60	210	129	1334	16.3	31
Sobers	82-82	2673	470-1002	.469	21-68	.309	200-239	.837	75	167	242	426	294-4	136	282	17	1161	14.2	33
May	54-53	1298	284-587	.450	0-4	.000	144-172	.837	78	140	218	104	126-2	45	77	5	672	12.4	26
Jones (TOT)	74-0	1448	257-506	.508	0-0	---	146-201	.726	114	254	368	101	207-0	28	122	42	860	8.9	24
Jones (CHI)	53-0	1170	207-387	.535	0-0	---	119-165	.721	83	213	296	90	159-0	24	102	37	533	10.1	24
Smith	30-0	496	97-230	.422	8-35	.229	57-63	.905	22	32	54	42	54-0	25	33	7	259	8.6	22
Landsberger	54-16	1136	183-346	.529	0-0	---	87-166	.524	157	293	450	32	113-1	23	75	17	453	8.4	25
Johnson	79-1	1535	262-527	.497	1-11	.091	82-93	.882	50	113	163	161	165-0	59	96	24	607	7.7	21
Dietrich	79-40	1830	227-500	.454	1-11	.111	90-118	.763	101	262	363	216	230-2	89	112	51	545	6.9	19
Mengel	36-0	387	90-166	.542	0-6	.000	39-49	.796	3	20	23	38	54-0	10	36	0	219	6.1	21
Mack (TOT)	50-0	681	98-199	.492	0-5	.000	38-51	.745	32	39	71	53	50-0	24	35	3	234	4.7	18
Mack (CHI)	23-0	526	77-149	.517	0-4	.000	29-33	.879	25	24	49	33	34-0	20	26	3	183	8.0	18
Beshore	68-0	869	88-250	.352	10-26	.385	58-87	.667	16	47	63	139	105-0	58	104	5	244	3.6	15
Awtrey	26-6	560	27-60	.450	0-0	---	32-50	.640	29	86	115	40	66-0	12	27	15	86	3.3	9
Brown	4-0	37	1-3	.333	0-0	---	0-0	---	2	8	10	1	4-0	0	0	3	2	0.5	2
BULLS	82	19905	3362-6943	.484	70-275	.255	2019-2592	.779	1115	2485	3580	2162	2146-26	704	1684	392	8813	107.5	145
OPPONENTS	82	19905	3585-7222	.496	54-199	.271	1811-2358	.768	1159	2345	3504	2109	2203-38	846	1543	498	9035	110.2	136

(45-37) CHICAGO BULLS FINAL 1980-1981 REGULAR SEASON

PLAYER	G-6S	MIN	FG-FGA	PCT	3FG-FGA	PCT	FT-FTA	PCT	OFF	DEF	TOT	AST	PF-DQ	STL	TO	BLK	PTS	AVG	HI
Theus	82-82	2820	543-1097	.495	18-90	.200	445-550	.809	124	163	287	426	258-1	122	259	20	1549	18.9	32
Gilmore	82-82	2832	547-816	.670	0-0	---	375-532	.705	220	608	828	172	295-2	47	236	198	1469	17.9	31
Greenwood	82-82	2710	481-989	.486	0-2	.000	217-290	.748	243	481	724	218	282-5	77	192	124	1179	14.4	28
Kenon	77-70	2161	454-946	.480	0-0	---	180-245	.735	179	219	398	120	160-2	75	161	18	1088	14.1	32
Sobers	71-0	1803	355-769	.462	17-66	.258	231-247	.935	46	98	144	284	225-3	98	206	17	958	13.5	29
Wilkinson	80-49	2238	330-715	.462	1-10	.100	137-163	.840	86	196	282	272	170-0	102	175	23	798	10.0	28
Jones	81-9	1574	245-507	.483	0-0	---	125-161	.776	127	274	401	99	200-1	40	126	36	615	7.6	29
May	63-2	815	165-338	.488	0-0	---	113-149	.758	62	93	155	63	83-0	35	71	7	443	7.0	20
Dietrich	82-0	1243	146-320	.456	2-6	.333	77-111	.694	79	186	265	118	176-1	48	88	53	371	4.5	16
Wilkes	48-1	540	95-184	.462	0-1	.000	29-42	.690	36	60	96	30	86-0	25	34	12	199	4.1	21
Lester	8-0	83	10-24	.417	0-0	---	10-11	.909	3	3	6	7	5-0	2	9	0	30	3.8	9
Worthen	64-33	945	95-192	.495	0-4	.000	45-60	.750	22	93	115	115	115-0	57	91	6	235	3.7	18
Mack	3-0	16	1-5	.167	0-0	---	1-2	.500	0	1	1	1	3-0	1	0	0	3	1.0	2
BULLS	82	19780	3467-6903	.481	38-179	.212	1985-2563	.774	1227	2475	3702	1925	2158-15	729	1672	514	8937	109.0	134
OPPONENTS	82	19780	3527-7209	.489	52-223	.233	1669-2211	.755	1145	2096	3241	1950	2135-42	784	1502	441	8775	107.0	135

**(34-48) CHICAGO BULLS FINAL 1981-1982 REGULAR SEASON**

PLAYER	G-GS	MIN	FG-FGA	PCT	3FG-FGA	PCT	FT-FTA	PCT	OFF	DEF	TOT	AST	PF-DQ	STL	TO	BLK	PTS	AVG	HI
Gilmore	82-82	2786	548-837	.652	1-1	1.000	424-552	.768	224	611	835	136	287-4	49	227	220	1517	18.5	33
Theus	82-82	2838	560-1194	.469	25-100	.250	363-449	.808	115	197	312	476	243-1	87	277	16	1508	18.4	36
Greenwood	82-82	2914	480-1014	.473	0-3	.000	240-281	.825	192	594	786	262	292-1	70	180	93	1200	14.6	35
Sobers	80-6	1938	363-801	.453	19-76	.250	195-254	.768	37	105	142	301	238-6	73	217	18	940	11.8	28
Lester	75-74	2252	329-657	.501	4-8	.500	208-256	.813	75	138	213	362	159-2	80	185	14	870	11.6	27
Jones	78-18	2040	303-572	.530	1-1	1.000	172-238	.723	156	351	507	114	217-0	49	155	36	779	10.0	21
Woolridge	75-12	1188	202-394	.513	0-3	.000	144-206	.699	82	145	227	81	152-1	23	107	24	548	7.3	24
Kenon	60-30	1036	192-412	.466	0-0	---	50-88	.568	72	108	180	65	71-0	30	82	7	434	7.2	22
Wilkes	57-22	862	128-266	.481	0-1	.000	58-80	.725	62	97	159	64	112-0	30	62	18	314	5.5	20
Blume	49-2	546	102-222	.459	4-18	.222	18-28	.643	14	27	41	68	57-0	23	54	2	226	4.6	18
Jackson (TOT)	49-0	478	79-712	.459	0-0	---	38-49	.776	35	28	63	27	48-0	14	24	3	196	4.0	17
Jackson (CHI)	38-0	412	69-146	.473	0-0	---	32-39	.821	28	23	51	22	43-0	11	18	3	170	4.5	17
Robinson	3-0	29	3-9	.333	0-0	---	4-4	1.000	3	0	3	0	1-0	0	1	0	10	3.3	6
Dietrick	74-0	999	92-200	.460	0-1	.000	38-54	.704	63	125	188	87	131-1	49	44	30	222	3.0	12
Burkman	6-0	30	0-4	.000	0-1	.000	5-6	.833	2	4	6	5	6-0	6	3	2	5	0.8	2
BULLS	82	19880	3369-6728	.501	54-213	.254	1951-2545	.767	1125	2525	3650	2043	2008-16	580	1636	483	8743	106.6	140
OPPONENTS	82	19880	3369-6728	.501	54-213	.254	1951-2545	.767	1125	2525	3650	2043	2008-16	580	1636	483	8743	106.6	140

(28-54) CHICAGO BULLS FINAL 1982-1983 REGULAR SEASON

PLAYER	G-GS	MIN	FG-FGA	PCT	3FG-FGA	PCT	FT-FTA	PCT	OFF	DEF	TOT	AST	PF-DQ	STL	TO	BLK	PTS	AVG	HI
Theus	82-81	2856	749-1567	.478	21-81	.231	434-542	.801	91	209	300	484	281-6	143	321	17	1953	23.8	46
Woolridge	57-38	1627	361-622	.580	0-3	.000	217-340	.638	122	176	298	97	177-1	38	157	44	939	16.5	34
Dailey	76-32	2081	470-1008	.466	5-25	.200	206-282	.730	87	173	260	280	248-7	72	205	10	1151	15.1	30
Corzine	82-71	2496	457-920	.497	0-2	.000	232-322	.720	243	474	717	154	242-4	47	228	109	1146	14.0	35
Higgins	82-42	2196	313-698	.448	13-41	.317	209-264	.792	159	207	366	175	248-3	66	127	65	848	10.3	25
Greenwood	79-51	2355	312-686	.455	0-4	.000	165-233	.708	217	548	765	151	261-5	54	154	90	789	10.0	27
Olberding	80-31	1817	251-522	.481	2-12	.167	194-248	.782	108	250	358	131	246-3	50	152	9	698	8.7	28
Lester	65-38	1437	202-446	.453	0-5	.000	124-171	.725	46	126	172	332	121-2	51	134	6	528	8.1	21
Jackson	78-3	1309	199-426	.467	2-13	.154	92-126	.730	87	92	179	105	132-0	64	83	11	492	6.3	17
Oldham	16-0	171	31-58	.534	0-0	---	12-22	.545	18	29	47	5	30-1	5	13	13	74	4.6	17
Jones	49-2	673	86-193	.446	0-0	---	47-75	.627	56	139	195	40	90-0	18	66	14	219	4.5	19
Bradley	58-11	683	82-159	.516	1-5	.200	36-45	.800	27	78	105	106	91-0	49	59	10	201	3.5	19
Bratz	15-0	140	14-42	.333	1-8	.125	10-13	.769	3	16	19	23	20-0	7	14	0	39	2.6	10
Springg	9-0	39	8-20	.400	0-0	---	5-7	.714	2	7	9	3	3-0	1	2	2	21	2.3	6
Kenon	5-0	25	2-6	.333	0-0	---	0-0	---	1	3	4	0	2-0	1	2	0	4	0.8	2
BULLS	82	19905	3537-7373	.480	45-209	.215	1983-2690	.737	1267	2527	3794	2086	2192-32	666	1743	400	9102	111.0	147
OPPONENTS	82	19905	3537-7373	.480	45-209	.215	1983-2690	.737	1267	2527	3794	2086	2192-32	666	1743	400	9102	111.0	147

(27-55) CHICAGO BULLS FINAL 1983-1984 REGULAR SEASON

PLAYER	G-GS	MIN	FG-FGA	PCT	3FG-FGA	PCT	FT-FTA	PCT	OFF	DEF	TOT	AST	PF-DQ	STL	TO	BLK	PTS	AVG	HI
Woolridge	75-74	2544	570-1086	.525	1-2	.500	303-424	.715	130	239	369	136	253-6	71	188	60	1444	19.3	33
Dailey	82-42	2449	583-1229	.474	4-32	.125	321-396	.811	61	174	235	254	218-4	109	220	11	1491	18.2	44
Wiggins	82-40	2123	399-890	.448	7-29	.241	213-287	.742	138	190	328	187	278-8	106	139	11	1018	12.4	28
Corzine	82-82	2674	385-824	.467	3-9	.333	231-275	.840	169	406	575	202	227-3	58	175	120	1004	12.2	29
Greenwood	78-76	2718	369-753	.490	0-1	.000	213-289	.737	214	572	786	139	285-9	67	149	72	951	12.2	32
Johnson (TOT)	81-21	1487	302-540	.559	0-0	---	165-287	.575	162	256	418	81	307-15	37	164	69	769	9.5	24
Johnson (CHI)	31-8	594	113-198	.571	0-0	---	64-110	.582	68	98	166	18	119-8	15	59	21	290	9.4	23
Theus	31-6	601	92-237	.388	3-15	.200	84-108	.778	21	25	46	142	78-2	21	59	3	271	8.7	22
Whalley	80-73	2159	261-556	.469	0-2	.000	146-200	.730	63	134	197	662	223-4	119	268	17	668	8.4	21
Higgins	78-6	1577	193-432	.447	1-22	.045	113-156	.724	87	119	206	116	161-0	49	76	29	500	6.4	18
Lester	43-3	687	78-188	.415	1-5	.200	75-87	.862	20	26	46	168	59-1	30	72	6	232	5.4	16
Green	49-0	667	100-228	.439	0-0	---	55-77	.714	58	116	174	25	128-1	18	60	17	255	5.2	18
Bryant	29-0	317	52-133	.391	0-0	---	14-33	.424	37	43	80	13	48-0	9	16	11	118	4.1	18
Oldham	64-0	870	110-218	.505	0-0	---	39-66	.591	75	158	233	33	139-2	15	83	76	259	4.0	15
BULLS	82	19980	3305-6972	.474	20-117	.171	1871-2508	.746	1141	2300	3441	2095	2196-48	687	1578	454	8501	103.7	156
OPPONENTS	82	19980	3305-6972	.474	20-117	.171	1871-2508	.746	1125	2388	3513	2235	2110-35	786	1513	514	8926	108.9	155



(38-44) CHICAGO BULLS FINAL 1984-1985 REGULAR SEASON

PLAYER	G-GS	MIN	FG-FGA	PCT	3FG-FGA	PCT	FT-FTA	PCT	OFF	DEF	TOT	AST	PF-DQ	STL	TO	BLK	PTS	AVG	HI
Jordan	82-82	3144	837-1625	.515	9-52	.173	630-746	.845	167	367	534	481	256-4	196	291	69	2313	28.2	49
Woolridge	77-76	2816	679-1225	.554	0-5	.000	409-521	.785	158	277	435	135	185-0	58	178	38	1767	22.9	37
Dailey	79-0	2101	525-1111	.473	7-30	.233	205-251	.817	57	151	208	191	192-0	71	154	5	1262	16.0	30
Johnson	74-54	1659	281-516	.545	0-3	.000	181-252	.718	146	291	437	64	265-7	37	151	62	743	10.0	31
Corzine	82-50	2082	276-568	.486	0-1	.000	149-200	.745	130	292	422	140	189-2	32	124	64	701	8.5	23
Green	48-1	740	108-250	.432	0-4	.000	79-98	.806	72	174	246	29	102-0	11	68	11	295	6.1	16
Greenwood	61-28	1523	152-332	.458	0-1	.000	67-94	.713	108	280	388	78	190-1	34	63	21	371	6.1	20
Matthews	78-38	1523	191-386	.495	2-16	.125	59-85	.694	16	51	67	354	133-0	73	124	12	443	5.7	21
Whitley	70-44	1365	140-313	.447	1-9	.111	68-86	.791	34	67	101	381	141-1	66	144	10	349	5.0	12
Higgins	68-5	942	119-270	.441	10-37	.270	60-90	.667	55	92	147	73	91-0	21	49	13	308	4.5	15
Ca. Jones	42-32	885	53-115	.461	0-2	.000	36-47	.766	49	162	211	34	125-3	12	40	31	142	3.4	16
Oldham	63-0	993	89-192	.464	0-1	.000	34-50	.680	79	157	236	31	166-3	11	58	127	212	3.4	12
Ch. Jones	3-0	29	2-4	.500	0-0	---	4-6	.667	2	4	6	1	6-0	4	5	8	2.7	4	4
Engler	3-0	3	1-2	.500	0-0	---	0-0	---	1	1	2	0	1-0	0	1	0	2	0.7	2
BULLS	82	19805	3453-6909	.500	29-161	.180	1981-2526	.784	1074	2366	3440	1992	2071-21	622	1463	468	8916	108.7	140
OPPONENTS	82	19805	3521-7210	.488	91-292	.312	1852-2394	.774	1137	2260	3397	2045	2040-25	668	1323	447	8985	109.6	141

(30-52) CHICAGO BULLS FINAL 1985-1986 REGULAR SEASON

PLAYER	G-GS	MIN	FG-FGA	PCT	3FG-FGA	PCT	FT-FTA	PCT	OFF	DEF	TOT	AST	PF-DQ	STL	TO	BLK	PTS	AVG	HI
Jordan	18-7	451	150-328	.457	3-18	.167	105-125	.840	23	41	64	53	46-0	37	45	21	408	22.7	33
Woolridge	70-59	2248	540-1090	.495	4-23	.174	364-462	.788	150	200	350	213	186-2	49	174	47	1448	20.7	44
Dailey	35-0	723	203-470	.432	0-8	.000	163-198	.823	20	48	68	67	86-0	22	67	5	569	16.3	38
Gervin	82-75	2065	519-1100	.472	4-19	.211	263-322	.819	78	137	215	144	210-4	49	161	23	1325	16.2	45
Green	80-68	2307	407-875	.465	0-8	.000	262-335	.782	208	450	658	139	232-5	70	220	37	1076	13.5	31
Banks	82-33	2139	356-688	.517	0-19	.000	183-255	.718	178	182	360	251	212-4	81	139	10	895	10.9	38
Oakley	77-30	1772	281-541	.519	0-3	.000	178-269	.662	255	409	664	133	250-9	68	175	30	740	9.6	35
Corzine	67-4	1709	255-519	.491	3-12	.250	127-171	.743	132	301	433	150	133-0	28	104	53	640	9.6	22
Macy	82-79	2426	286-592	.483	58-140	.414	73-90	.811	41	137	178	446	201-1	81	117	11	703	8.6	23
Oldham	52-47	1276	167-323	.517	0-1	.000	53-91	.582	112	194	306	37	206-6	28	86	134	367	7.4	17
Holton (TOT)	28-0	512	77-175	.440	1-12	.083	28-44	.636	11	22	33	55	47-1	25	27	0	183	6.5	21
Holton (CHI)	24-0	447	73-155	.471	1-10	.100	24-38	.632	10	20	30	48	40-1	23	23	0	171	7.1	21
Paxson	75-3	1570	153-328	.466	15-51	.294	74-92	.804	18	76	94	274	172-2	55	63	2	395	5.3	23
Brown	10-0	132	18-41	.439	0-2	.000	9-13	.692	5	11	16	14	16-0	5	4	1	45	4.5	15
Higgins (TOT)	30-0	332	39-106	.368	1-9	.111	19-27	.704	14	37	51	24	49-0	9	13	11	98	3.3	11
Higgins (CHI)	5-0	81	9-23	.391	0-1	.000	5-6	.833	3	4	7	5	11-0	4	2	3	23	4.6	7
Smrek	3-8	408	46-122	.377	0-2	.000	16-29	.552	46	64	110	19	95-0	6	29	23	108	2.8	15
McKinney	9-0	83	10-23	.435	0-0	---	2-2	1.000	1	4	5	13	9-0	3	2	0	22	2.4	4
Brewer	4-0	18	3-9	.333	0-0	---	1-1	1.000	0	0	0	0	1-0	0	2	0	7	1.8	7
BULLS	82	19855	3476-7227	.481	88-317	.278	1922-2499	.769	1280	2278	3558	2006	2166-34	609	1436	400	8962	109.3	135
OPPONENTS	82	19855	3601-7138	.504	70-233	.300	2002-2627	.762	1104	2362	3466	2170	2002-24	664	1298	491	9274	113.1	133

(40-42) CHICAGO BULLS FINAL 1986-1987 REGULAR SEASON

PLAYER	G-GS	MIN	FG-FGA	PCT	3FG-FGA	PCT	FT-FTA	PCT	OFF	DEF	TOT	AST	PF-DQ	STL	TO	BLK	PTS	AVG	HI
Jordan	82-82	3281	1088-2279	.482	12-66	.182	833-972	.857	166	264	430	377	237-0	236	272	125	3041	37.1	61
Oakley	82-81	2980	468-1052	.445	11-30	.367	245-357	.686	299	775	1074	296	315-4	85	299	36	1192	14.5	28
Paxson	82-64	2689	386-793	.487	52-140	.371	106-131	.809	22	117	139	467	207-1	66	105	8	930	11.3	25
Banks	63-39	1822	249-462	.539	0-5	.000	112-146	.767	115	83	308	170	173-3	52	113	17	610	9.7	24
Threatt (TOT)	68-8	1446	238-534	.448	7-32	.219	95-119	.798	26	182	108	259	164-0	74	89	13	580	8.5	27
Threatt (CHI)	40-0	778	131-273	.480	0-16	.000	53-66	.803	8	43	51	177	88-0	42	42	9	315	7.9	21
Sellers	80-17	1751	276-606	.455	2-10	.200	126-173	.728	155	216	373	102	97-1	44	84	68	680	8.5	27
Corzine	82-39	2287	294-619	.475	0-5	.000	95-129	.736	199	341	540	209	202-1	38	114	87	683	8.3	26
Curetton	43-36	1105	129-276	.467	0-1	.000	39-73	.534	113	114	227	70	102-2	15	45	26	297	6.9	18
Colter	27-18	473	49-142	.345	0-9	.000	33-39	.846	9	33	42	94	38-0	19	32	6	131	4.9	14
Brown	62-3	818	108-201	.527	0-0	---	46-72	.639	71	143	214	24	129-2	20	59	7	258	4.2	17
Turner	70-4	936	112-252	.444	1-8	.125	23-31	.742	34	81	115	102	97-1	30	31	4	248	3.5	14
Poquette (TOT)	58-2	604	62-122	.508	0-4	.000	40-50	.800	30	71	101	35	77-1	9	21	34	164	2.8	13
Poquette (CHI)	21-1	167	21-40	.525	0-1	.000	9-11	.818	10	14	24	7	26-0	3	4	12	51	2.4	13
Myers	29-0	155	19-42	.385	0-6	.000	28-43	.651	8	9	17	21	25-0	14	10	2	66	2.3	13
Walters	44-26	534	40-93	.430	0-1	.000	5-9	.556	38	49	87	22	83-1	10	16	31	85	1.9	6
Young	5-0	20	2-4	.500	0-0	---	1-2	500	0	1	1	0	3-0	1	1	0	5	1.0	3
Colfield	5-0	27	2-11	.182	0-1	.000	0-0	---	1	4	5	4	1-0	2	1	0	4	0.8	4
Daye	1-0	7	0-0	---	0-0	---	0-0	---	0	1	1	1	2-0	0	1	0	0	0.0	0
BULLS	82	19830	3782-7155	.473	76-299	.261	1754-2254	.778	1248	2400	3648	2143	1922-16	677	1257	438	8596	104.8	128
OPPONENTS	82	19830	3337-6910	.483	115-337	.341	1734-2255	.769	1027	2317	3344	2028	1844-20	583	1269	492	8523	103.9	132

**(50-32) CHICAGO BULLS FINAL 1987-1988 REGULAR SEASON**

PLAYER	G-GS	MIN	FG-FGA	PCT	3FG-FGA	PCT	FT-FTA	PCT	OFF	DEF	TOT	AST	PF-DQ	STL	TO	BLK	PTS	AVG	HI
Jordan	82-82	3311	1069-1898	.535	7-53	.132	723-860	.841	139	310	449	485	270-2	259	252	131	2888	35.0	59
Oakley	82-82	2816	375-776	.483	3-12	.250	261-359	.727	326	740	1066	248	272-2	68	241	28	1014	12.4	26
Corzine	80-32	2328	344-715	.481	1-9	.111	115-153	.752	170	357	527	154	149-1	36	109	95	804	10.1	21
Sellers	82-76	2212	329-714	.457	1-7	.143	124-157	.790	107	143	250	141	174-0	34	91	66	777	9.5	24
Vincent (TOT)	72-27	1501	210-461	.456	8-21	.381	145-167	.868	35	117	152	381	145-0	55	136	16	573	8.0	23
Vincent (CHI)	29-27	953	138-309	.447	3-8	.375	99-107	.925	18	85	103	244	82-0	34	84	12	378	13.0	23
Pippen	79-0	1650	261-564	.463	4-23	.174	199-172	.576	115	183	298	168	272-2	33	91	131	625	7.9	24
Paxson	81-30	1888	287-582	.493	33-95	.347	33-45	.733	16	88	104	303	154-2	49	64	1	640	7.9	22
Grant	81-6	1827	254-507	.501	0-2	.000	114-182	.626	155	292	447	89	221-3	51	86	53	622	7.7	20
Threatt	45-0	701	132-263	.502	2-20	.100	32-41	.780	12	43	55	107	71-0	27	44	3	298	6.6	26
Sparrow (TOT)	58-25	1044	117-293	.399	2-13	.154	24-33	.727	15	57	72	167	79-1	41	58	3	260	4.5	19
Sparrow (CHI)	55-25	992	112-274	.409	2-12	.167	24-33	.727	14	56	70	162	72-1	37	52	3	250	4.5	19
Brown	46-27	591	78-174	.448	0-1	.000	41-71	.577	66	93	159	28	85-0	11	38	4	197	4.3	15
Gilmore	24-23	372	41-80	.513	0-0	---	19-37	.514	15	48	63	9	54-0	5	28	12	101	4.2	13
Turner	17-0	98	8-30	.267	0-0	---	1-2	.500	8	2	10	9	5-0	8	10	0	17	1.0	4
Walters	22-0	114	9-29	.310	0-1	.000	0-2	.000	9	19	28	1	26-0	2	6	15	18	0.8	4
White	2-0	2	0-0	---	0-0	---	0-0	---	0	0	0	0	0-0	0	0	0	0	0.0	0
BULLS	82	19855	3434-7015	.480	56-243	.230	1685-2221	.759	1170	2459	3629	2149	1849-14	712	1263	475	8609	105.0	132
OPPONENTS	82	19855	3276-6967	.470	108-368	.293	1670-2205	.757	1023	2268	3291	2079	1880-27	587	1244	415	8330	101.6	144

(47-35) CHICAGO BULLS FINAL 1988-1989 REGULAR SEASON

PLAYER	G-GS	MIN	FG-FGA	PCT	3FG-FGA	PCT	FT-FTA	PCT	OFF	DEF	TOT	AST	PF-DQ	STL	TO	BLK	PTS	AVG	HI
Jordan	81-81	3255	966-1795	.538	27-98	.276	674-793	.850	149	503	652	650	247-2	234	290	65	2633	32.5	53
Pippen	73-56	2413	413-867	.476	21-77	.273	201-301	.668	138	307	445	256	261-8	139	199	61	1048	14.4	31
Cartwright	78-76	2333	365-768	.475	0-0	---	236-308	.766	152	369	521	90	234-2	21	190	41	986	12.4	23
Grant	79-79	2809	405-781	.519	0-5	.000	140-199	.704	240	441	681	168	251-1	86	128	62	950	12.0	25
Vincent	70-56	1703	274-566	.484	2-17	.118	106-129	.822	34	156	190	335	124-0	53	142	10	656	9.4	23
Hodges (TOT)	59-6	1204	203-430	.472	75-180	.417	48-57	.842	23	66	89	146	90-0	43	57	4	529	9.0	23
Hodges (CHI)	49-6	1112	187-394	.475	71-168	.423	45-53	.849	21	63	84	138	82-0	41	52	4	490	10.0	23
Paxson	78-20	1738	246-513	.480	44-133	.331	31-36	.861	13	81	94	308	162-1	53	71	6	567	7.3	24
Sellers	80-25	1732	231-476	.485	3-6	.500	86-101	.851	85	142	227	99	176-2	35	72	69	551	6.9	32
Corzine	81-7	1483	203-440	.461	2-8	.250	71-96	.740	92	223	315	103	134-0	29	93	45	479	5.9	23
Davis	49-3	545	81-190	.426	4-15	.267	19-26	.731	47	67	114	31	58-1	11	22	5	185	3.8	15
Perdue	30-0	190	29-72	.403	0-0	---	8-14	.571	18	27	45	11	38-0	4	15	6	66	2.2	9
Haley	51-1	289	37-78	.474	0-0	---	36-46	.783	21	50	71	10	56-0	11	26	0	110	2.2	12
Pressley (TOT)	13-0	124	9-31	.290	0-2	.000	5-9	.556	3	12	15	26	11-0	4	11	0	23	1.8	4
Pressley (CHI)	3-0	17	1-6	.167	0-2	.000	0-0	---	0	1	1	4	2-0	0	0	0	2	0.7	2
Jones	8-0	65	5-15	.333	0-1	.000	2-2	1.000	4	4	8	4	7-0	2	1	1	12	1.5	8
Nealy	13-0	94	5-7	.714	0-0	---	1-2	.500	4	19	23	6	23-0	3	1	1	11	0.8	2
Wood	2-0	2	0-0	---	0-0	---	0-0	---	0	0	0	0	0-0	0	0	0	0	0.0	0
BULLS	82	19780	3448-6968	.495	174-530	.328	1656-2106	.786	1018	2453	3471	2213	1855-17	722	1327	376	8726	106.4	130
OPPONENTS	82	19780	3361-7098	.474	193-590	.327	1693-2190	.773	1078	2300	3578	2099	1781-13	686	1255	348	8608	105.0	126

(55-27) CHICAGO BULLS FINAL 1989-1990 REGULAR SEASON

PLAYER	G-GS	MIN	FG-FGA	PCT	3FG-FGA	PCT	FT-FTA	PCT	OFF	DEF	TOT	AST	PF-DQ	STL	TO	BLK	PTS	AVG	HI
Jordan	82-82	3187	1034-1864	.526	92-245	.376	583-689	.848	143	422	565	519	241-0	227	247	54	2753	33.6	69
Pippen	82-82	3148	562-1150	.489	28-112	.250	199-295	.675	150	397	547	444	298-6	21	278	101	1351	16.5	28
Grant	80-80	2753	446-853	.523	0-0	---	179-256	.699	236	393	629	227	230-1	92	110	84	1071	13.4	23
Cartwright	71-71	2160	292-598	.488	0-0	---	227-280	.811	137	328	465	145	243-6	38	123	34	811	11.4	24
Paxson	82-82	2365	365-708	.516	33-92	.359	56-68	.824	27	92	119	335	176-1	83	85	6	819	10.0	27
King	82-2	1777	267-530	.504	0-1	.000	194-267	.727	169	215	384	87	216-0	38	119	58	728	8.9	24
Hodges	63-0	1055	145-331	.438	87-181	.481	30-33	.909	11	42	53	110	87-1	30	30	2	407	6.5	18
Armstrong	81-0	1291	190-392	.485	3-6	.500	69-78	.885	19	83	102	199	105-0	46	83	6	452	5.6	20
Perdue	77-11	884	111-268	.414	0-5	.000	72-104	.692	88	126	214	46	150-0	19	65	26	294	3.8	14
Davis	53-0	429	58-158	.367	7-25	.280	7-8	.875	25	56	81	18	52-0	10	20	8	130	2.5	8
Haley	11-0	58	9-20	.450	0-0	---	7-7	1.000	7	11	18	4	7-0	0	7	1	25	2.3	7
Nealy	46-0	503	37-70	.529	0-2	.000	30-41	.732	46	92	138	28	67-0	16	17	4	104	2.3	10
Lett	4-0	28	2-8	.250	0-0	---	0-0	---	0	0	0	1	8-0	0	2	0	4	1.0	2
Sanders	31-0	182	13-40	.325	0-0	---	2-4	.500	17	22	39	9	27-0	4	15	4	28	0.9	6
BULLS	82	19830	3531-7090	.498	250-669	.374	1665-2140	.778	1075	2279	3354	2172	1906-15	814	1247	388	8977	109.5	132
OPPONENTS	82	19830	3361-6819	.493	204-581	.351	1784-2392	.746	1068	2296	3364	2110	1742-17	665	1411	383	8710	106.2	139



(61-21) CHICAGO BULLS FINAL 1990-1991 REGULAR SEASON

PLAYER	G-SS	MIN	FG-FGA	PCT	3FG-FGA	PCT	FT-FTA	PCT	OFF	DEF	TOT	AST	PF-QD	STL	TO	BLK	PTS	AVG	HI
Jordan	82-82	3034	990-1837	.539	29-93	.312	571-671	.851	118	374	492	453	229-1	223	202	83	2580	31.5	46
Pippen	82-82	3014	600-1153	.520	21-68	.309	240-340	.706	163	432	595	511	270-3	193	232	93	1461	17.8	43
Grant	78-76	2641	401-733	.547	1-6	.167	197-277	.711	266	393	659	178	203-2	95	92	69	1000	12.8	25
Cartwright	79-79	2273	318-649	.490	0-0	---	124-178	.697	167	319	486	126	167-0	32	113	15	760	9.6	20
Armstrong	82-0	1731	304-632	.481	15-30	.500	97-111	.874	25	124	149	301	118-0	70	107	4	720	8.8	19
Paxson	82-82	1971	317-578	.548	42-96	.438	34-41	.829	15	76	91	297	136-0	62	69	3	710	8.7	28
King	76-6	1198	156-334	.467	0-2	.000	107-152	.704	72	136	208	65	134-0	24	91	42	419	5.5	16
Hodges	73-0	843	146-344	.424	44-115	.383	26-27	.963	10	32	42	97	74-0	34	35	2	362	5.0	20
Hopson	61-0	728	104-244	.426	1-5	.200	55-83	.663	49	60	109	65	79-0	25	59	14	264	4.3	14
Perdue	74-3	972	116-235	.494	0-3	.000	75-112	.670	122	214	336	47	147-1	23	75	57	307	4.1	15
Levingston	78-0	1013	127-282	.450	1-4	.250	59-91	.648	99	126	225	56	143-0	29	50	43	314	4.0	14
Williams	51-0	337	53-104	.510	1-2	.500	20-28	.714	42	56	98	16	51-0	12	23	13	127	2.5	10
BULLS	82	19755	3632-7125	.470	155-424	.366	1605-2111	.760	1148	2342	3490	2212	1751-7	822	1184	438	9024	110.0	155
OPPONENTS	82	19755	3267-6884	.475	190-626	.304	1554-2017	.770	1062	2162	3224	2016	1826-17	633	1402	348	8278	101.0	145

(67-15) CHICAGO BULLS FINAL 1991-1992 REGULAR SEASON

PLAYER	G-SS	MIN	FG-FGA	PCT	3FG-FGA	PCT	FT-FTA	PCT	OFF	DEF	TOT	AST	PF-QD	STL	TO	BLK	PTS	AVG	HI
Jordan	80-80	3102	943-1818	.519	27-100	.270	491-580	.832	91	420	511	489	201-1	182	200	75	2404	30.1	51
Pippen	82-82	3164	687-1359	.506	16-80	.200	330-434	.760	165	445	610	572	242-2	155	253	93	1720	21.0	41
Grant	81-81	2859	457-790	.578	0-2	.000	235-317	.741	344	463	807	217	196-0	100	98	131	1149	14.2	28
Armstrong	82-3	1875	335-697	.481	35-87	.402	104-129	.806	19	126	145	266	88-0	46	94	5	809	9.9	22
Cartwright	64-64	1471	208-445	.467	0-0	---	96-159	.604	93	231	324	87	131-0	22	75	14	512	8.0	17
Paxson	79-79	1946	257-487	.528	12-44	.273	29-37	.784	21	75	96	241	142-0	49	44	9	555	7.0	16
King	79-12	1268	215-425	.506	2-5	.400	119-158	.753	67	118	205	77	129-0	21	76	25	551	7.0	23
Perdue	77-7	1007	152-278	.547	1-2	.500	45-91	.495	108	204	312	80	133-1	16	72	43	350	4.5	16
Hodges	56-2	555	93-242	.384	36-96	.375	16-17	.941	7	17	24	54	33-0	14	22	1	238	4.3	21
Levingston	79-0	1020	125-251	.498	1-6	.167	60-96	.625	109	118	227	66	134-0	27	42	45	311	3.9	13
Williams	63-0	690	83-172	.483	0-3	.000	48-74	.649	90	157	247	50	122-0	13	35	36	214	3.4	12
Hansen (TOT)	68-2	809	79-178	.444	7-27	.259	8-22	.364	17	60	77	69	134-0	27	28	3	173	2.5	13
Hansen (CHI)	66-0	769	75-169	.444	7-25	.280	8-22	.364	15	58	73	68	128-0	26	28	3	165	2.5	13
Randall	15-0	67	10-22	.455	0-2	.000	6-8	.750	4	5	9	7	8-0	0	6	0	26	1.7	8
Hopson	2-0	10	1-2	.500	0-0	---	0-0	---	0	0	0	0	2-0	1	0	0	2	1.0	2
Sparrow	4-0	18	1-8	.125	1-2	.500	0-0	---	0	1	1	4	2-0	0	2	0	3	0.8	3
Nevitt	4-0	9	1-3	.333	0-0	---	0-0	---	0	1	1	1	2-0	0	3	0	2	0.5	2
BULLS	82	19830	3633-7168	.498	138-454	.304	1587-2132	.744	1173	2439	3612	2279	1693-4	672	1088	480	9011	109.9	140
OPPONENTS	82	19830	3206-6970	.460	218-657	.332	1525-1985	.768	1081	2171	3252	1841	1800-15	631	1298	352	8155	99.5	126

(57-25) CHICAGO BULLS FINAL 1992-1993 REGULAR SEASON

PLAYER	G-SS	MIN	FG-FGA	PCT	3FG-FGA	PCT	FT-FTA	PCT	OFF	DEF	TOT	AST	PF-QD	STL	TO	BLK	PTS	AVG	HI
Jordan	78-78	3067	992-2003	.495	81-230	.352	476-569	.837	135	387	522	428	188-0	221	207	61	2541	32.6	64
Pippen	81-81	3123	628-1327	.473	22-93	.237	232-350	.663	203	418	621	507	219-3	173	246	73	1510	18.6	39
Grant	77-77	2745	421-829	.508	1-5	.200	174-281	.619	341	388	729	201	218-4	89	110	96	1017	13.2	30
Armstrong	82-74	2492	408-818	.499	63-139	.453	130-151	.861	27	122	149	330	169-0	66	83	6	1009	12.3	28
S. Williams	71-5	1369	168-356	.466	0-7	.000	90-126	.714	169	283	451	68	230-3	55	73	66	422	5.9	15
Cartwright	63-63	1253	141-343	.411	0-0	---	72-98	.735	83	150	233	83	154-1	20	62	10	354	5.6	17
King	76-3	1059	160-340	.471	2-6	.333	86-122	.705	105	102	207	71	128-0	26	70	20	408	5.4	19
Tucker	69-0	909	143-295	.485	52-131	.397	18-22	.818	16	55	71	82	65-0	24	18	6	356	5.2	24
Perdue	72-6	998	137-246	.557	0-1	.000	67-111	.604	103	184	287	74	139-2	22	74	47	341	4.7	17
Paxson	59-8	1030	105-233	.451	19-41	.463	17-20	.850	9	39	48	136	99-0	38	31	2	246	4.2	14
McCray	64-5	1019	92-204	.451	2-5	.400	36-52	.692	53	105	158	81	99-0	12	53	15	222	3.5	15
Blanton	2-0	13	3-7	.429	0-0	---	0-0	---	2	1	3	1	1-0	2	1	0	6	3.0	4
C. Williams	35-0	242	31-85	.365	1-3	.333	18-22	.818	19	12	31	23	24-0	4	11	2	81	2.3	10
Courtney	5-0	34	4-9	.444	0-0	---	3-4	.750	2	0	2	1	9-0	2	3	1	11	2.2	5
Walker (TOT)	37-2	511	34-96	.354	0-1	.000	12-26	.462	22	36	58	53	63-0	33	25	2	80	2.2	10
Walker (CHI)	28-0	367	31-77	.403	0-0	---	10-20	.500	18	21	39	44	51-0	23	12	2	72	2.6	10
Nealy (TOT)	41-4	308	26-69	.377	8-27	.296	9-12	.750	12	52	64	15	41-0	12	7	2	69	1.7	8
Nealy (CHI)	11-0	79	10-23	.435	1-5	.200	2-2	1.000	4	12	16	2	6-0	3	2	1	23	2.1	8
English	6-0	31	3-10	.300	0-3	.000	0-2	.000	2	4	6	1	5-0	3	4	2	6	1.0	2
BULLS	82	19830	3475-7205	.482	244-669	.365	1431-1952	.733	1290	2283	3573	2133	1804-13	783	1103	410	8625	105.2	128
OPPONENTS	82	19830	3139-6622	.474	247-685	.361	1584-2033	.779	1039	2265	3304	1918	1731-15	595	1372	357	8109	98.9	128

**(55-27) CHICAGO BULLS FINAL 1993-1994 REGULAR SEASON**

PLAYER	G-6S	MIN	FG-FGA	PCT	3FG-FGA	PCT	FT-FTA	PCT	OFF	DEF	TOT	AST	PF-DQ	STL	TO	BLK	PTS	AVG	HI
Pippen	72-72	2759	627-1278	.491	63-197	.320	270-409	.660	173	456	629	403	227-1	211	232	58	1587	22.0	39
Grant	70-69	2570	460-878	.524	0-6	.000	137-230	.596	306	463	769	236	164-0	74	109	84	1057	15.1	31
Armstrong	82-82	2770	478-1007	.476	60-135	.444	194-227	.855	28	142	170	323	147-1	80	131	9	1212	14.8	28
Kukoc	75-8	1808	331-726	.431	32-118	.271	156-210	.743	98	199	297	252	122-0	81	167	33	814	10.9	24
Kerr	82-0	2036	287-577	.497	52-124	.419	83-97	.856	26	105	131	210	97-0	75	57	3	709	8.6	20
Myers	82-81	2030	253-556	.455	8-29	.276	136-194	.701	54	127	181	245	195-1	78	136	20	850	7.9	26
Williams	38-11	638	114-236	.483	1-5	.200	60-98	.612	69	112	181	39	112-1	16	44	21	289	7.6	22
Wennington	76-0	1371	235-482	.488	0-2	.000	72-88	.818	117	236	353	70	214-4	43	75	29	542	7.1	19
Longley (TOT)	76-46	1502	219-465	.471	0-1	.000	90-125	.720	129	304	433	109	216-3	45	119	79	528	6.9	16
Longley (CHI)	27-17	513	85-176	.483	0-0	---	34-45	.756	42	96	138	63	85-2	10	40	21	204	7.6	16
Cartwright	42-41	780	98-191	.513	0-0	---	39-57	.684	43	109	152	57	83-0	8	50	8	235	5.6	15
King	31-15	537	68-171	.398	0-2	.000	36-53	.679	50	82	132	39	64-1	18	43	12	172	5.5	15
English	36-0	419	56-129	.434	8-17	.471	10-21	.476	9	36	45	38	61-0	8	36	10	130	3.6	9
Blount	67-8	690	76-174	.437	0-0	---	46-75	.613	76	118	194	56	93-0	19	52	33	198	3.0	17
Johnson	17-0	119	17-54	.315	0-1	.000	13-21	.619	9	7	16	4	7-0	4	9	0	47	2.8	11
Perdue	43-6	397	47-112	.420	0-1	.000	23-32	.719	40	86	126	34	61-0	8	42	11	117	2.7	11
Paxson	27-0	343	30-68	.441	9-22	.409	1-2	.500	3	17	20	33	18-0	7	6	2	70	2.6	10
BULLS	82	19780	3245-6815	.476	233-659	.354	1310-1859	.705	1143	2391	3534	2102	1750-11	740	1306	354	8033	98.0	132
OPPONENTS	82	19780	3029-6542	.463	252-780	.323	1470-1987	.740	985	2240	3225	1840	1725-13	730	1335	374	7780	94.9	123

(47-35) CHICAGO BULLS FINAL 1994-1995 REGULAR SEASON

PLAYER	G-6S	MIN	FG-FGA	PCT	3FG-FGA	PCT	FT-FTA	PCT	OFF	DEF	TOT	AST	PF-DQ	STL	TO	BLK	PTS	AVG	HI
Jordan	17-17	668	166-404	.411	16-32	.500	109-136	.801	25	92	117	90	47-0	30	35	13	457	26.9	55
Pippen	79-79	3014	634-1320	.480	109-316	.345	315-440	.716	175	464	639	409	238-4	232	271	89	1692	21.4	40
Kukoc	81-55	2584	487-967	.504	62-199	.313	235-314	.748	155	285	440	372	163-1	102	185	16	1271	15.7	33
Armstrong	82-82	2577	418-894	.468	108-253	.427	206-233	.884	25	161	186	244	159-0	84	103	8	1150	14.0	27
Kerr	82-0	1839	261-495	.527	89-170	.524	63-81	.778	20	99	119	151	114-0	44	48	3	674	8.2	19
Perdue	78-78	1592	254-459	.553	0-1	.000	113-194	.582	211	311	522	90	220-3	26	116	56	621	8.0	19
Harper	77-53	1536	209-491	.426	31-100	.282	81-131	.618	51	129	180	157	132-1	97	100	27	530	6.9	27
Longley	55-0	1001	135-302	.447	0-2	.000	88-107	.822	82	181	263	73	177-5	24	86	45	358	6.5	14
Foster	17-3	299	41-86	.477	0-0	---	22-31	.710	18	36	54	16	54-0	2	17	8	104	6.1	16
English	8-0	127	15-39	.385	3-12	.250	10-13	.769	1	2	3	7	19-0	7	6	1	43	5.4	11
Wennington	73-1	956	156-317	.492	0-4	.000	51-63	.810	64	126	190	40	198-5	22	39	17	363	5.0	16
Myers	71-14	1270	119-287	.415	10-39	.256	70-114	.614	57	82	139	148	125-1	58	88	15	318	4.5	14
Kryskowski	19-14	287	28-72	.389	0-0	---	27-30	.900	19	40	59	26	34-0	9	25	2	83	4.4	14
Buechler	57-0	605	90-183	.492	15-48	.313	22-39	.564	36	62	98	50	64-0	24	30	12	217	3.8	17
Blount	68-9	889	100-210	.476	0-2	.000	38-67	.567	107	133	240	60	146-0	26	59	33	238	3.5	16
Simpkins	59-5	586	78-184	.424	0-0	---	50-72	.694	60	91	151	37	72-0	10	45	7	206	3.5	16
BULLS	82	19830	3191-6710	.476	443-1187	.373	1500-2065	.726	1106	2294	3400	1970	1962-20	787	1297	352	8325	101.5	133
OPPONENTS	82	19830	2923-6399	.457	401-1150	.349	1682-2280	.738	1068	2252	3320	1713	1892-14	687	1405	369	7929	96.7	126

(72-10) CHICAGO BULLS FINAL 1995-1996 REGULAR SEASON

PLAYER	G-6S	MIN	FG-FGA	PCT	3FG-FGA	PCT	FT-FTA	PCT	OFF	DEF	TOT	AST	PF-DQ	STL	TO	BLK	PTS	AVG	HI
Jordan	82-82	3090	916-1850	.495	111-260	.427	548-657	.834	148	395	543	352	195-0	180	197	42	2491	30.4	53
Pippen	77-77	2825	563-1216	.463	150-401	.374	220-324	.679	152	344	496	452	198-0	133	207	57	1496	19.4	40
Kukoc	81-20	2103	386-787	.490	87-216	.403	206-267	.772	115	208	323	287	150-0	64	114	28	1065	13.1	34
Longley	62-62	1641	242-502	.482	0-0	---	80-103	.777	104	214	318	119	223-4	22	114	84	564	9.1	21
Kerr	82-0	1919	244-482	.506	122-237	.515	78-84	.929	25	85	110	192	109-0	63	42	2	688	8.4	19
Harper	80-80	1866	234-501	.467	28-104	.269	98-139	.705	74	139	213	208	137-0	105	73	32	584	7.4	22
Rodman	64-57	2088	146-304	.480	3-27	.111	56-106	.528	356	596	952	160	198-1	36	138	27	351	5.5	12
Wennington	71-20	1065	169-343	.493	1-1	1.000	37-43	.860	58	116	174	46	171-1	21	37	16	376	5.3	18
Haley	1-0	7	2-6	.333	0-0	---	1-2	.500	1	1	2	0	2-0	0	1	0	5	5.0	5
Salley (TOT)	42-6	673	63-140	.450	0-0	---	59-85	.696	48	94	140	54	110-3	19	55	27	185	4.4	15
Salley (CHI)	17-0	191	12-35	.343	0-0	---	12-20	.600	20	23	43	15	38-0	8	16	15	36	2.1	12
Buechler	74-0	740	112-242	.463	40-90	.444	14-22	.636	45	66	111	56	70-0	34	39	7	278	3.8	14
Simpkins	60-12	685	77-160	.481	1-1	1.000	61-97	.629	66	90	156	38	78-0	9	56	8	216	3.6	12
Edwards	28-0	274	41-110	.373	0-0	---	16-26	.615	15	25	40	11	61-1	1	21	8	98	3.5	12
Caffey	57-0	545	71-162	.438	0-1	.000	40-68	.588	51	60	111	24	91-3	12	47	7	182	3.2	13
Brown	68-0	671	78-192	.406	1-11	.091	28-46	.609	17	49	66	73	88-0	57	31	12	185	2.7	16
BULLS	82	19730	3239-6892	.478	544-1349	.403	1495-2004	.746	1247	2411	3658	2033	1807-10	745	1175	345	8625	105.2	127
OPPONENTS	82	19730	2880-6428	.448	437-1249	.350	1424-1985	.717	981	2136	3117	1592	1856-25	595	1405	312	7621	92.9	114



(69-13) CHICAGO BULLS FINAL 1996-1997 REGULAR SEASON

PLAYER	G-S	MIN	FG-FBA	PCT	3FG-FBA	PT	FT-FTA	PCT	OFF	DEF	TOT	AST	PF-QD	STL	TO	BLK	PTS	AVG	H
Jordan	82-82	3106	920-1892	.486	111-297	.374	480-576	.833	113	369	482	352	156-0	140	166	44	2431	29.6	51
Pippen	82-82	3095	648-1366	.474	156-424	.368	204-291	.701	160	371	531	467	213-2	154	214	45	1656	20.2	47
Kukoc	57-15	1610	285-605	.471	50-151	.331	134-174	.770	94	167	261	256	97-1	60	91	29	754	13.2	31
Longley	59-59	1472	221-485	.456	0-2	.000	95-120	.792	121	211	332	141	191-5	23	111	66	537	9.1	17
Kerr	82-0	1861	249-467	.533	110-237	.464	54-67	.806	29	101	130	175	98-0	67	43	3	662	8.1	20
Caffey	75-19	1405	205-385	.532	0-1	.000	139-211	.659	135	166	301	89	149-0	25	97	9	549	7.3	23
Dele	9-0	138	26-63	.413	0-0	—	11-15	.733	14	19	33	12	20-0	3	11	5	63	7.0	10
Harper	76-74	1740	177-406	.436	68-188	.362	58-82	.707	46	147	193	191	138-0	86	50	38	480	6.3	22
Rodman	55-54	1947	128-286	.448	5-19	.263	50-88	.568	320	563	883	170	172-1	32	111	19	311	5.7	16
Brown	72-3	1057	140-333	.420	4-22	.182	57-84	.679	34	77	111	133	116-0	81	58	17	341	4.7	14
Wennington	61-19	783	118-237	.498	0-2	.000	44-53	.830	46	83	129	41	132-1	10	31	11	280	4.6	18
Parish	43-3	406	70-143	.490	0-0	—	21-31	.677	42	47	89	22	40-0	6	28	19	161	3.7	12
Simpkins	48-0	395	31-93	.333	1-4	.250	28-40	.700	36	56	92	31	44-0	5	35	5	91	1.9	11
Buechler	76-0	703	58-158	.367	18-54	.333	5-14	.357	45	81	126	60	50-0	23	27	21	139	1.8	12
Steigenga	2-0	12	1-4	.250	0-2	.000	1-2	.500	0	3	3	2	1-0	1	2	1	3	1.5	2
BULLS	82	19730	3277-6923	.473	523-1403	.373	1361-1848	.747	1235	2461	3696	2142	1617-10	716	1109	332	8458	103.1	134
OPPONENTS	82	19730	2898-6653	.436	471-1408	.335	1305-1770	.737	1088	2205	3293	1619	1732-18	624	1293	286	7572	92.3	123

(62-20) CHICAGO BULLS FINAL 1997-1998 REGULAR SEASON

PLAYER	G-S	MIN	FG-FBA	PCT	3FG-FBA	PCT	FT-FTA	PCT	OFF	DEF	TOT	AST	PF-DQ	STL	TO	BLK	PTS	AVG	H
Jordan	82-82	3181	881-1893	.465	30-126	.238	565-721	.784	130	345	475	283	151-0	141	185	45	2357	28.7	49
Pippen	44-44	1652	315-704	.447	61-192	.318	150-193	.777	53	174	227	254	116-0	79	109	43	841	19.1	33
Kukoc	74-52	2235	383-841	.455	63-174	.362	155-219	.708	121	206	327	314	149-0	76	154	37	984	13.3	30
Longley	58-58	1703	277-609	.455	0-0	—	109-148	.736	113	228	341	161	206-7	34	130	62	663	11.4	24
Harper	82-82	2284	293-665	.441	16-84	.190	162-216	.750	107	183	290	241	181-0	108	91	48	764	9.3	21
Kerr	50-0	1119	137-302	.454	57-130	.438	45-49	.918	14	63	77	96	7-0	26	27	5	376	7.5	21
Caffey	51-8	710	100-199	.503	0-1	.000	68-103	.660	76	97	173	36	92-1	13	48	17	268	5.3	18
Burrell	80-3	1096	159-375	.424	51-144	.354	47-64	.734	80	118	198	65	131-1	64	50	37	416	5.2	24
Rodman	80-66	2856	155-360	.431	4-23	.174	61-111	.550	421	780	1201	230	238-2	47	147	18	375	4.7	13
Brown	71-6	1147	116-302	.384	0-5	.000	56-78	.718	34	60	94	151	118-0	71	63	12	288	4.1	14
LaRue	14-0	140	20-49	.408	4-16	.250	5-8	.625	1	7	8	5	12-0	3	6	1	49	3.5	9
Wennington	48-8	467	75-172	.436	0-0	—	17-21	.810	32	48	80	19	77-1	4	16	5	167	3.5	14
Simpkins (TOT)	40-0	433	48-89	.539	0-2	.000	36-70	.514	27	50	77	33	54-0	9	32	5	132	3.3	17
Simpkins (CHI)	21-0	237	26-41	.634	0-1	.000	26-44	.591	8	23	31	17	35-0	4	13	3	78	3.7	17
Buechler	74-0	608	85-176	.483	25-65	.385	3-6	.500	24	53	77	49	47-0	22	21	15	198	2.7	11
Kleine	46-1	397	39-106	.368	0-0	—	15-18	.833	27	50	77	30	63-0	4	28	5	93	2.0	6
Booth	6-0	17	2-6	.333	0-1	.000	6-6	1.000	2	2	4	1	3-0	0	3	0	10	1.7	4
Vaughn	3-0	6	1-1	1.000	0-0	—	2-4	.500	0	1	1	0	1-0	0	0	0	4	1.3	4
BULLS	82	19855	3064-6801	.451	311-962	.323	1492-2009	.743	1243	2438	3681	1952	1691-2	696	1178	353	7931	96.7	123
OPPONENTS	82	19855	2797-6483	.431	329-1022	.322	1425-1956	.729	1016	2239	3255	1595	1774-24	657	1268	356	7348	89.6	114

(13-37) CHICAGO BULLS FINAL 1998-1999 REGULAR SEASON

PLAYER	G-S	MIN	FG-FBA	PCT	3FG-FBA	FT-FTA	PTS	PCT	OFF	DEF	TOT	AST	PF-QD	STL	TO	BLK	PTS	AVG	HI
Kukoc	44-44	1654	315-750	.420	39-137	.285	159-215	.740	65	245	310	235	82-0	49	121	11	828	18.8	32
Harper	35-35	1107	147-390	.377	27-85	.318	71-101	.703	49	131	180	115	80-0	60	65	35	392	11.2	25
Barry	37-30	1181	141-356	.386	52-172	.302	78-101	.772	39	105	144	116	98-2	42	72	11	412	11.1	22
Simpkins	50-35	1448	150-324	.463	0-1	.000	156-242	.645	110	229	339	65	128-1	36	72	13	456	9.1	21
Bryant	45-29	1204	168-348	.483	0-1	.000	71-110	.645	92	140	232	48	149-2	34	68	16	407	9.0	25
Brown	39-32	1139	132-319	.414	0-10	.000	78-103	.757	27	105	132	149	93-1	68	80	8	342	8.8	20
David	50-6	902	109-243	.449	0-1	.000	90-111	.811	70	103	173	40	88-0	23	48	17	308	6.2	20
LaRue	43-6	732	78-217	.359	30-89	.337	17-17	1.000	9	47	56	63	66-0	33	34	3	203	4.7	15
Carr	42-7	624	71-216	.329	5-30	.167	24-32	.750	8	41	49	66	66-0	21	46	7	171	4.1	18
Lang	21-13	386	32-99	.323	0-0	—	16-23	.686	33	60	93	13	43-0	5	17	12	80	3.8	14
Benjamin	31-1	320	44-117	.376	3-14	.214	27-40	.675	15	25	40	10	46-0	11	21	8	118	3.8	15
Wennington	38-3	451	62-178	.348	1-1	1.000	18-22	.818	20	59	79	18	79-1	13	17	12	143	3.8	12
Jones	29-5	476	39-123	.317	19-61	.311	11-22	.500	9	33	42	41	30-0	18	29	5	108	3.7	15
Booth	39-4	432	49-151	.325	1-10	.100	21-42	.500	25	68	93	38	60-0	22	39	11	120	3.1	16
Bennett	3-0	19	2-6	.333	0-0	—	3-4	.750	2	3	5	0	4-0	1	1	0	7	2.3	4
BULLS	50	12075	1539-3837	.401	177-612	.289	840-1105	.709	573	1394	1967	1017	1112-7	436	774	169	4095	81.9	104
OPPONENTS	50	12075	1723-3786	.455	208-612	.340	914-1247	.733	551	1568	2119	1099	1074-7	444	782	285	4568	91.4	115



1999-2002 / YEAR-BY-YEAR STATISTICS

(17-65) CHICAGO BULLS FINAL 1999-2000 REGULAR SEASON

PLAYER	G-S	MIN	FG-FGA	PCT	3FG-FGA	PCT	FT-FTA	PCT	OFF	DEF	TOT	AST	PF-DD	STL	TO	BLK	PTS	AVG	HI
Brand	81-80	2399	630-1306	482	0-2	0.00	367-536	885	348	462	810	155	259-3	66	228	132	1627	20.1	44
Kukoc	24-23	868	148-368	381	18-76	231	118-155	761	37	93	130	124	51-0	44	75	19	432	18.0	33
Starks (TOT)	37-30	1190	203-542	375	59-171	345	50-59	847	10	91	101	181	102-1	42	67	4	515	13.9	28
Starks (CHI)	4-0	82	11-34	324	3-10	300	5-5	1000	0	10	10	11	9-0	5	3	1	30	7.5	17
Artest	72-63	2238	309-759	407	60-191	314	188-279	674	62	246	308	202	159-0	119	166	39	866	12.0	24
Carr (TOT)	57-2	1166	196-496	395	32-101	337	107-125	856	41	132	173	84	113-0	30	17	15	531	9.3	19
Carr (CHI)	50-2	1092	185-463	400	31-93	333	91-106	858	36	124	160	81	101-0	30	112	14	492	9.8	19
LaRue	4-1	129	15-43	349	2-14	143	5-7	714	1	9	10	11	9-0	7	7	0	37	9.3	13
Holberg	31-11	845	89-230	387	32-94	340	69-76	908	7	103	110	85	66-0	40	43	2	279	9.0	20
Hawkins	61-49	1622	159-375	424	55-141	390	107-119	899	31	144	175	134	146-1	74	100	15	480	7.9	30
Benjamin	48-10	862	145-350	414	31-89	348	49-82	598	21	67	88	54	122-2	31	74	22	370	7.7	21
Willoughby	25-1	508	61-179	341	29-98	296	39-51	765	11	40	51	66	32-0	23	37	2	190	7.6	21
Armstrong	27-18	583	83-186	446	13-29	448	22-25	880	2	45	47	78	34-0	7	40	1	201	7.4	22
David	26-5	443	63-148	426	0-3	0.00	42-52	808	22	51	73	16	49-0	13	31	2	168	6.5	17
Brown	59-55	1625	157-435	381	3-6	5.00	62-84	738	23	121	144	202	120-1	61	105	15	379	6.4	18
Maloney	51-12	1175	114-318	358	62-174	356	37-45	822	10	54	64	138	42-0	32	63	3	327	6.4	19
Anstey	73-11	1007	181-364	442	1-6	167	116-147	789	90	190	280	65	180-4	29	80	25	439	6.0	19
Simpkins	69-48	1651	111-274	405	0-1	0.00	85-120	542	124	248	372	100	217-4	22	128	22	287	4.2	17
Reeves	3-0	48	3-12	250	0-3	0.00	5-5	1000	2	2	4	13	8-0	2	6	0	11	3.7	4
Perdue	67-15	1012	59-168	351	0-0	—	50-105	476	88	174	262	65	126-1	14	78	42	168	2.5	13
Ruffin	71-6	975	58-138	420	0-0	—	43-88	489	117	133	250	44	170-1	26	59	26	159	2.2	14
Ketner	6-0	41	4-10	400	0-0	—	2-2	1000	0	7	7	1	8-1	1	3	1	10	1.7	6
BULLS	82	19805	2565-6180	415	340-1032	329	1482-2089	709	1032	2323	3355	1645	1900-18	646	1557	383	6952	84.8	110
OPPONENTS	82	19805	2916-6396	456	358-1049	341	1533-2070	741	1000	2416	3416	1902	1986-18	653	1244	461	7723	94.2	123

(15-67) CHICAGO BULLS FINAL 2000-2001 REGULAR SEASON

PLAYER	G-S	MIN	FG-FGA	PCT	3FG-FGA	PCT	FT-FTA	PCT	OFF	DEF	TOT	AST	PF-DD	STL	TO	BLK	PTS	AVG	HI
Brand	74-74	2306	578-1215	476	0-2	0.00	334-472	708	285	461	746	240	243-4	71	219	118	1490	20.1	31
Mercer	61-61	2535	500-1121	446	14-46	304	188-228	825	72	164	236	201	148-3	78	129	27	1202	19.7	39
Artest	76-74	2363	327-815	401	43-148	291	210-280	750	59	235	294	228	254-7	152	159	45	907	11.9	29
Fizer	72-13	1580	278-646	430	10-39	256	117-161	727	76	237	313	76	175-0	30	124	19	683	9.5	26
Holberg	74-37	2247	217-495	438	103-250	412	136-157	866	21	287	308	263	155-0	98	74	12	673	9.1	28
Miller	57-45	1434	168-386	435	1-5	2.00	168-226	743	144	275	419	107	176-5	33	73	38	505	8.9	22
Drew	48-41	1305	124-327	379	40-105	381	14-19	737	12	57	69	185	99-1	32	68	3	302	6.3	21
El-Amin	50-14	936	115-311	370	28-84	333	56-72	778	21	60	81	145	99-0	48	54	2	314	6.3	24
Guyton	33-8	630	78-192	406	27-69	391	15-18	833	10	26	36	64	35-0	9	24	5	198	6.0	24
Benjamin	65-5	857	115-302	381	21-81	259	56-83	675	38	62	100	69	128-2	28	63	16	307	4.7	17
Crawford	61-8	1050	107-304	352	41-117	350	27-34	794	9	80	89	141	68-0	43	85	14	282	4.6	17
Ruffin	45-16	879	40-90	444	0-0	—	39-77	506	101	161	282	31	131-2	30	46	38	119	2.6	10
Tarlac	43-12	598	39-99	394	0-0	—	25-33	758	37	85	122	31	95-2	7	38	19	103	2.4	10
Voshluk	16-2	143	11-25	440	0-0	—	8-14	571	12	22	34	5	38-0	5	12	6	30	1.9	6
Goodrich	12-0	133	7-18	389	1-3	333	4-7	571	7	14	21	6	14-0	2	8	1	19	1.6	4
Bagaric	35-0	259	17-65	262	0-1	0.00	13-28	464	22	34	56	10	44-0	9	21	16	47	1.3	5
BULLS	82	19855	2721-6411	424	329-950	346	1410-1909	739	926	2260	3106	1810	1902-26	675	1292	379	7181	87.6	122
OPPONENTS	82	19855	2987-6330	472	346-973	356	1607-2202	730	957	2551	3508	1932	1954-11	635	1217	426	7927	96.7	126

(21-61) CHICAGO BULLS FINAL 2001-2002 REGULAR SEASON

PLAYER	G-S	MIN	FG-FGA	PCT	3FG-FGA	PCT	FT-FTA	PCT	OFF	DEF	TOT	AST	PF-DO	STL	TD	BLK	PTS	AVG	HI
Rose (TOT)	83-83	3153	663-1458	455	89-246	362	281-335	839	43	330	373	355	251-2	78	201	45	1696	20.4	44
Rose (CHI)	30-30	1216	276-587	470	37-100	370	125-149	839	14	110	124	158	103-1	33	96	16	714	23.8	44
Mercer	40-40	1503	286-717	389	17-57	298	84-108	778	44	111	155	118	96-1	30	79	10	673	16.8	31
Artest	27-26	823	152-351	433	36-91	396	81-129	628	40	91	131	77	108-6	75	69	23	421	15.6	29
Miller	48-47	1391	208-452	460	2-4	5.00	180-253	751	176	225	401	101	156-2	52	74	29	608	12.7	32
Fizer	76-20	1963	371-848	438	7-41	171	189-283	668	128	299	427	120	166-1	49	131	24	938	12.3	30
Crawford	23-6	401	89-187	476	26-58	448	10-13	769	5	29	34	55	18-0	18	32	5	214	9.3	18
Robinson	29-12	653	112-247	453	2-5	4.00	36-48	750	24	54	78	37	35-0	23	36	11	262	9.0	18
Hassell	78-47	2237	267-628	425	60-165	364	87-114	763	65	190	255	172	184-2	55	101	44	681	8.7	22
Anthony	36-35	961	113-287	394	29-90	322	47-70	671	16	72	88	203	72-1	49	58	4	302	8.4	19
Best (TOT)	74-21	1747	229-518	440	21-59	356	104-116	897	20	131	151	324	173-6	89	99	7	581	7.9	21
Best (CHI)	30-18	793	112-254	441	8-25	320	47-51	922	10	71	81	149	72-3	32	40	1	279	9.3	21
Curry	72-31	1150	189-377	501	0-0	—	105-160	656	111	161	272	25	173-0	16	69	53	483	6.7	19
Chandler	71-31	1389	151-304	497	0-0	—	134-222	604	114	229	343	54	179-1	28	99	93	436	6.1	21
Ollie	52-17	1146	97-253	383	1-2	5.00	109-130	838	18	110	128	193	64-1	36	80	1	304	5.8	15
Guyton	45-6	607	88-244	361	46-123	374	22-27	815	12	32	44	81	23-0	10	37	7	244	5.4	19
Holberg	79-8	1408	121-291	416	24-92	251	79-94	840	18	192	210	136	87-2	61	32	5	345	4.4	18
Oakley	57-36	1383	97-263	369	1-6	167	21-28	750	72	271	343	114	175-2	49	87	11	216	3.8	12
Bagaric	50-0	638	72-176	404	0-1	0.00	41-70	586	55	107	162	23	108-0	17	46	24	185	3.7	16
Richardson (TOT)	11-0	67	10-28	385	4-8	5.00	6-9	667	3	5	8	2	5-0	0	3	0	30	2.7	10
Richardson (CHI)	8-0	63	10-23	435	4-8	5.00	6-9	667	2	5	7	1	5-0	0	3	0	30	3.8	10
BULLS	82	19805	2811-6491	433	300-868	346	1413-1958	722	924	2359	3283	1817	1834-23	633	1252	361	7335	89.5	114
OPPONENTS	82	19805	3027-6514	465	421-1177	358	1560-2090	746	944	2553	3497	2066	1720-15	681	1178	399	8035	98.0	127

FRONT OFFICE



(30-52) CHICAGO BULLS FINAL 2002-2003 REGULAR SEASON

PLAYER	G-GS	MIN	FG-FBA	PCT	3FG-3FA	PCT	FT-FTA	PCT	OFF	DEF	TOT	AST	PF-QD	STL	TO	BLK	PTS	AVG	H
Rose	82-82	3351	642-1583	406	133-359	370	399-467	854	68	283	351	395	271-2	72	285	23	1816	22.1	38
Marshall	78-53	2378	421-918	456	33-87	379	167-221	756	234	465	699	137	234-3	95	195	85	1042	13.4	32
Fizer	38-0	809	178-383	465	1-6	167	88-134	857	80	136	216	48	89-0	14	57	17	445	11.7	28
Crawford	80-31	1992	334-808	413	86-242	355	104-129	806	21	164	185	334	126-0	77	134	25	858	10.7	33
Curry	81-48	1571	335-573	585	0-0	---	179-287	624	116	237	353	37	226-3	18	137	62	849	10.5	31
Williams	75-54	1961	273-685	399	65-202	322	103-161	640	27	168	195	350	179-1	86	171	17	714	9.5	26
Chandler	76-68	1827	257-484	531	0-0	---	177-291	608	169	345	514	76	220-3	37	135	106	691	9.2	27
Robinson	64-18	1355	155-315	492	3-14	214	51-63	810	76	124	200	66	120-2	62	52	13	364	5.7	15
Baxter	55-0	682	96-206	466	0-2	0.00	70-103	680	65	100	165	16	135-1	9	46	22	262	4.8	17
Hassell	82-53	1999	144-392	367	13-40	325	41-55	745	37	218	255	151	197-2	45	83	61	342	4.2	15
Brunson	17-0	196	23-50	460	4-6	667	10-12	833	4	15	19	36	20-0	10	17	3	60	3.5	17
Blount	50-3	836	65-134	465	0-0	---	20-35	571	68	137	205	50	121-1	33	43	19	150	3.0	10
Holberg	63-0	784	49-126	389	5-21	238	41-50	820	11	126	137	70	59-0	40	25	5	144	2.3	11
Bagaric	10-0	76	8-26	308	0-0	---	3-4	750	7	13	20	4	11-0	3	5	3	19	1.9	4
Mason	17-0	113	11-31	355	6-18	333	2-2	1000	2	10	12	12	20-0	4	5	0	30	1.8	6
BULLS	82	19930	2991-6714	445	349-997	350	1455-2014	722	985	2541	3526	1782	2028-18	605	1388	461	7786	95.0	119
OPPONENTS	82	19930	2991-6817	439	331-1333	323	1794-2394	749	1117	2572	3689	1949	1796-10	768	1208	413	8207	100.1	140

(23-59) CHICAGO BULLS FINAL 2003-2004 REGULAR SEASON

PLAYER	G-GS	MIN	FG-FBA	PCT	3FG-FBA	PCT	FT-FTA	PCT	OFF	DEF	TOT	AST	PF-DQ	STL	TO	BLK	PTS	AVG	H
Crawford	80-73	2811	509-1318	.386	165-521	.317	200-240	.833	46	237	283	405	161-0	111	193	29	1383	17.3	50
Curry	73-63	2164	417-840	.496	1-1	1000	235-350	.671	143	308	451	68	258-11	24	177	83	1070	14.7	28
Rose	16-14	529	75-200	.375	23-54	.426	39-51	.765	7	57	64	56	45-0	12	37	4	212	13.3	34
Hinrich	76-66	2706	518-823	.386	144-369	.390	135-168	.804	42	217	259	517	276-9	101	204	21	915	12.0	29
Gill	56-35	1411	215-548	.392	9-38	.237	100-136	.735	61	129	190	89	107-0	65	83	16	539	9.6	29
Davis (TOT)	80-79	2570	266-660	.403	0-0	---	176-230	.765	207	464	671	137	206-1	37	114	65	708	8.9	18
Davis (CHI)	65-64	2032	220-540	.407	0-0	---	139-181	.768	158	370	528	123	161-1	29	93	57	579	8.9	18
Marshall	16-8	408	57-136	.419	11-27	.407	14-20	.700	28	71	99	28	47-1	13	22	20	139	8.7	25
Fizer	46-2	738	134-350	.393	2-17	.118	90-120	.750	61	141	202	43	97-0	16	51	8	360	7.8	30
Robinson	51-4	1024	157-326	.482	1-5	.200	28-43	.651	27	77	104	58	57-1	33	45	10	343	6.7	17
Pargo (TOT)	31-1	479	91-199	.407	22-62	.355	23-27	.852	8	29	37	70	50-2	13	47	6	207	6.7	34
Pargo (CHI)	13-1	345	66-154	.429	20-53	.377	23-27	.852	8	19	27	47	38-2	7	30	5	175	13.5	34
Dupree	47-8	893	111-282	.394	4-9	.444	66-105	.629	55	112	167	55	134-4	32	51	18	292	6.2	18
Williams (TOT)	68-44	1637	158-336	.470	0-8	.000	106-155	.684	177	298	475	72	134-0	90	74	8	422	6.2	17
Williams (CHI)	53-32	1230	130-279	.466	0-7	.000	85-126	.675	142	205	347	61	104-0	71	51	5	345	6.5	17
Chandler	35-8	782	67-158	.424	0-1	.000	79-118	.669	82	188	270	23	87-2	17	38	43	213	6.1	22
Pippen	23-6	412	53-140	.379	13-48	.271	17-27	.630	20	48	68	50	38-0	21	29	9	136	5.9	17
Blount	46-3	756	97-206	.471	0-3	.000	13-24	.542	76	130	206	45	86-0	38	35	19	207	4.5	13
Baxter	14-1	147	27-49	.551	1-1	1000	5-8	.625	11	24	35	5	31-2	1	11	6	60	4.3	19
Johnson	41-20	734	72-203	.355	7-33	.212	22-37	.595	59	124	183	27	90-2	37	37	32	173	4.2	12
Jefferies (TOT)	21-2	195	27-72	.375	17-42	.405	13-20	.650	5	24	29	7	36-0	4	19	7	84	4.0	15
Jefferies (CHI)	19-2	167	24-66	.364	16-39	.410	12-19	.632	5	23	28	6	36-0	4	18	7	76	4.0	15
Shirley	7-0	86	10-23	.435	0-1	.000	1-3	.333	8	16	4	1	9-0	1	9	1	21	3.0	6
Brunson (TOT)	40-0	412	40-105	.381	11-23	.478	27-31	.871	9	28	37	82	44-0	25	33	3	118	3.0	12
Brunson (CHI)	37-0	402	38-101	.376	11-23	.478	27-31	.871	9	28	37	80	44-0	25	33	3	114	3.1	12
Mason	3-0	43	1-11	.091	1-6	.167	0-0	---	0	3	3	3	5-0	1	2	0	3	1.0	3
BULLS	82	19830	2798-6753	.414	429-1256	.342	1330-1834	.725	1048	2519	3567	1793	1911-35	659	1321	396	7355	89.7	114
OPPONENTS	82	19830	2882-6611	.436	439-1235	.355	1673-2238	.748	1011	2682	3693	1890	1684-13	694	1250	446	7876	96.0	124

(47-35) CHICAGO BULLS FINAL 2004-2005 REGULAR SEASON

PLAYER	G-GS	MIN	FG-FBA	FT-FTA	PTS	3FG-FBA	PCT	FT-FTA	PCT	OFF	DEF	TOT	AST	PF-QD	STL	TO	BLK	PTS	AVG	H
Curry	63-60	1808	393-730	538	0-0	---	226-314	720	116	222	338	37	202-4	21	163	58	1012	16.1	27	
Hinrich	77-77	2800	445-1122	397	145-408	355	171-216	792	32	272	304	494	244-9	122	176	21	1206	15.7	34	
Gordon	82-3	2002	434-1056	411	134-331	405	233-270	863	55	160	215	164	224-1	53	186	10	1235	15.1	35	
Deng	61-45	1663	280-645	434	31-117	265	120-162	741	92	230	322	135	99-0	48	118	27	711	11.7	30	
Noonani	81-38	1892	241-601	401	25-97	258	170-222	766	69	317	386	122	208-3	37	135	34	677	8.4	22	
Harrington	70-28	1271	217-424	512	0-0	---	127-177	718	106	186	292	56	188-2	24	84	18	561	8.0	24	
Chandler	80-10	2189	207-419	494	0-2	0.00	226-336	673	261	514	775	65	268-4	69	118	141	640	8.0	18	
Davis	72-62	1843	193-419	461	0-0	---	115-152	757	152	276	428	80	147-0	27	96	41	501	7.0	20	
Pargo	32-0	453	82-213	385	23-66	348	17-23	739	12	35	47	76	53-0	16	45	1	204	6.4	17	
Duhon	82-73	2177	172-488	352	94-265	355	49-67	731	23	180	213	398	205-1	82	119	3	487	5.9	24	
Piatkowski	68-11	841	111-258	352	57-134	425	45-56	804	15	64	79	51	67-0	29	37	1	324	4.8	24	
Funderburke	2-0	21	3-6	500	0-0	---	3-5	600	1	2	3	0	2-0	0	0	0	9	4.5	9	
Griffin	69-1	667	58-161	380	2-9	222	33-44	750	52	94	146	53	78-0	43	30	4	151	2.2	16	
Reiner	19-2	132	10-30	333	0-0	---	1-4	250	13	25	38	1	35-0	3	9	7	21	1.1	6	
Williams	9-0	71	3-20	150	0-4	0.00	0-0	---	2	4	6	11	9-0	2	3	3	6	0.7	4	
BULLS	82	19830	2849-6592	432	511-1433	357	1536-2048	750	1001	2581	3592	1743	2028-24	576	1371	369	7745	94.5	121	
OPPONENTS	82	19830	2763-6548	422	416-1245	334	1716-2305	744	979	2524	3503	1715	1914-17	685	1272	434	7658	93.4	119	



2005-2008 / YEAR-BY-YEAR STATISTICS

(41-41) CHICAGO BULLS FINAL 2004-2005 REGULAR SEASON

PLAYER	G-S	MIN	FG-FGA	PGT	3FG-FGA	PGT	FT-FTA	PGT	OFF	DEF	TOT	AST	PF-DQ	STL	TO	BLK	PTS	AVG	HI
Gordon	80-47	2482	486-1152	.422	166-382	.435	211-268	.787	43	176	219	240	238-2	75	180	5	1349	16.9	39
Hinrich	81-81	2955	451-1078	.418	126-341	.370	256-314	.815	29	259	288	514	251-4	94	188	21	1284	15.9	33
Deng	78-56	2604	442-954	.463	21-78	.269	207-276	.750	127	389	516	147	128-1	72	105	50	1112	14.3	28
Nocioni	82-43	2239	383-831	.461	93-238	.391	204-242	.843	89	411	500	117	252-3	40	120	52	1063	13.0	26
Songaila	62-7	1929	236-491	.481	2-5	.400	94-115	.817	76	170	246	88	157-2	35	85	16	568	9.2	21
Duhon	74-38	2155	215-538	.400	100-278	.360	117-143	.818	28	192	220	373	152-0	70	117	3	647	8.7	26
Sweetney	66-44	1222	200-444	.450	0-0	---	133-204	.652	118	232	350	59	209-4	19	95	56	533	8.1	24
Chandler	79-50	2121	160-283	.565	0-1	.000	97-193	.503	265	449	714	81	298-14	41	123	104	417	5.3	15
Allen	54-20	701	121-247	.490	1-1	1.000	23-38	.605	44	96	140	20	92-0	14	34	16	266	4.9	16
Harrington	72-23	824	135-273	.495	0-0	---	77-123	.626	54	100	154	39	131-1	7	61	13	347	4.8	19
Pargo	57-0	646	109-292	.373	39-103	.379	17-21	.810	8	53	61	94	57-1	24	61	2	274	4.8	23
T. Thomas	3-0	32	6-16	.375	1-6	.167	0-0	---	0	4	4	2	1-0	0	1	1	13	4.3	6
Basden	19-0	141	15-37	.405	1-7	.143	8-10	.800	7	21	28	8	17-0	9	9	2	39	2.1	8
Piatkowski	29-1	228	24-61	.393	9-33	.273	2-5	.400	4	19	23	13	20-0	6	11	1	59	2.0	11
Schenscher	20-0	149	16-26	.615	0-0	---	4-13	.308	8	21	29	7	21-0	1	5	3	36	1.8	10
Graham	3-0	20	1-5	.200	1-4	.250	2-2	1.000	0	3	3	1	3-0	0	1	0	5	1.7	5
J. Thomas (TOT)	22-0	150	10-19	.526	0-0	---	8-14	.571	12	27	39	1	35-0	0	7	3	28	1.3	8
J. Thomas (CHI)	7-0	26	3-6	.500	0-0	---	0-0	---	4	4	8	0	3-0	0	0	0	6	0.9	2
Holcomb	4-0	11	1-1	1.000	0-0	---	0-0	---	1	0	1	0	2-0	0	0	0	2	0.5	2
Livingston	5-0	22	0-2	.000	0-0	---	0-0	---	1	3	4	1	6-0	1	1	0	0	0.0	0
BULLS	82	19905	3004-6737	.446	560-1477	.379	1452-1967	.738	906	2602	3508	1804	2038-32	508	1224	345	8020	97.8	127
OPPONENTS	82	19905	2773-6515	.426	501-1428	.351	1821-2472	.771	881	2541	3422	1652	1883-22	611	1228	420	7968	97.2	118

(49-33) CHICAGO BULLS FINAL 2006-2007 REGULAR SEASON

PLAYER	G-S	MIN	FG-FGA	PGT	3FG-FGA	PGT	FT-FTA	PGT	OFF	DEF	TOT	AST	PF-DQ	STL	TO	BLK	PTS	AVG	HI
Gordon	82-51	2704	609-1338	.455	155-375	.413	380-440	.864	35	223	258	296	252-1	64	249	17	1753	21.4	48
Deng	82-82	3071	630-1218	.517	1-7	.143	279-359	.777	148	431	579	204	167-1	97	153	48	1540	18.8	38
Hinrich	80-80	2839	475-1081	.448	140-337	.415	237-284	.835	32	242	274	500	274-5	100	191	23	1327	16.6	33
Nocioni	53-31	1406	273-584	.467	80-209	.383	123-145	.848	42	259	301	57	164-3	27	104	24	749	14.1	31
Duhon	78-30	1906	197-483	.408	88-245	.359	78-101	.752	23	146	169	310	150-0	69	105	6	558	7.2	20
Wallace	77-77	2697	192-424	.453	1-5	.200	103-267	.408	303	518	821	186	153-0	111	101	156	494	6.4	19
Brown	72-49	1456	170-418	.407	0-2	.000	96-122	.787	129	218	347	48	187-1	24	85	52	436	6.1	19
Thomas	72-4	966	134-282	.475	0-2	.000	106-175	.606	89	180	269	40	162-2	46	94	76	374	5.2	27
Allen	60-1	638	107-258	.415	0-1	.000	28-34	.824	42	77	119	16	85-0	17	21	16	242	4.0	15
Sefolosha	71-4	868	109-256	.426	15-42	.357	23-45	.511	35	118	153	60	100-0	33	60	11	256	3.6	19
Sweetney	48-0	385	58-134	.433	0-0	---	37-66	.561	45	75	120	28	79-0	9	42	1	153	3.2	13
Griffin	54-1	585	61-129	.473	0-6	.000	15-19	.789	40	69	109	59	78-1	32	38	4	137	2.5	17
Khryapa	33-0	231	27-70	.386	0-6	.000	19-26	.731	20	37	57	21	53-0	10	16	1	73	2.2	12
Barrett	6-0	29	4-8	.500	0-0	---	0-0	---	1	4	5	7	4-0	0	4	0	8	1.3	2
BULLS	82	19780	3046-6663	.457	480-1237	.388	1528-2083	.734	984	2597	3581	1832	1908-14	639	1310	445	8100	98.8	126
OPPONENTS	82	19780	2793-6416	.435	484-1387	.349	1619-2219	.730	897	2456	3353	1675	1800-23	614	1429	433	7689	93.8	123

(33-49) CHICAGO BULLS FINAL 2007-2008 REGULAR SEASON

PLAYER	G-S	MIN	FG-FGA	PGT	3FG-FGA	PGT	FT-FTA	PGT	OFF	DEF	TOT	AST	PF-DQ	STL	TO	BLK	PTS	AVG	HI
Gordon	72-27	2291	464-1069	.410	142-346	.410	266-293	.908	40	181	221	213	171-2	55	150	8	1336	18.6	39
Deng	63-59	2128	429-896	.479	8-122	.364	204-265	.770	136	258	394	155	171-1	57	120	29	1070	17.0	32
Nocioni	82-27	2021	379-877	.432	126-346	.364	196-243	.807	48	294	342	95	245-3	25	133	43	1080	13.2	30
Hughes (TOT)	68-57	2020	305-801	.381	67-197	.345	150-188	.798	39	191	230	181	139-0	99	116	17	827	12.2	40
Hughes (CHI)	29-25	810	125-323	.387	24-68	.353	62-80	.775	12	75	87	87	48-0	39	44	6	336	12.0	29
Gooden (TOT)	69-65	2122	332-740	.449	0-6	.000	162-215	.753	175	415	590	81	203-1	48	122	53	826	12.0	31
Gooden (CHI)	18-14	558	100-217	.461	0-3	.000	52-64	.813	58	109	167	31	59-1	13	31	23	252	14.0	31
Hinrich	75-72	2380	330-797	.414	84-240	.350	118-142	.831	28	216	244	452	224-2	87	157	19	862	11.5	38
Smith	50-35	1146	225-493	.468	0-1	.000	109-195	.807	108	157	265	47	113-0	25	49	31	559	11.2	31
Thomas	74-27	1330	186-440	.423	1-6	.167	129-174	.741	102	240	342	90	190-0	48	77	72	502	6.8	26
Sefolosha	69-22	1436	180-421	.428	29-88	.330	75-104	.721	50	205	255	129	128-1	61	93	30	464	6.7	22
Noah	74-31	1534	177-367	.482	0-1	.000	134-194	.691	174	242	416	84	173-0	68	89	64	488	6.6	18
Duhon	66-18	1490	133-344	.387	54-155	.348	65-80	.813	19	97	116	263	92-0	48	71	2	385	5.8	34
Brown (TOT)	21-4	240	44-126	.349	9-30	.300	17-29	.586	6	14	20	17	29-0	11	24	3	114	5.4	20
Brown (CHI)	6-0	22	3-15	.200	0-1	.000	3-6	.500	1	1	2	0	2-0	1	5	2	9	1.5	4
Gardner	4-0	45	9-23	.391	3-12	.250	0-2	.000	3	1	4	1	4-0	0	4	0	21	5.3	14
Wallace	50-50	1627	101-271	.373	0-4	.000	53-125	.424	175	266	441	92	86-0	69	49	80	255	5.1	12
Gray	61-1	613	103-204	.505	0-1	.000	56-99	.566	70	98	168	41	117-0	21	57	16	282	4.3	19
Khryapa	9-0	105	12-31	.387	0-1	.000	8-14	.571	6	14	20	8	11-0	6	6	0	32	3.6	11
Griffin	22-2	222	24-60	.400	0-0	---	3-7	.429	19	18	37	22	19-0	12	16	1	51	2.3	6
Nichols (TOT)	11-0	44	6-23	.261	3-13	.231	0-0	---	0	5	5	1	4-0	0	4	3	15	1.1	2
Nichols (CHI)	11-0	30	5-15	.333	3-10	.300	0-0	---	0	4	4	1	4-0	0	2	3	13	1.2	3
Simmons (TOT)	14-0	87	4-14	.286	0-0	---	0-10	.000	6	12	18	0	8-0	2	6	0	8	0.6	2
Simmons (CHI)	7-0	19	2-8	.250	0-0	---	0-2	.000	1	2	3	0	1-0	0	2	0	4	0.6	2
BULLS	82	19805	2987-6861	.435	474-1305	.363	1533-2029	.756	1050	2478	3528	1811	1784-10	635	1197	429	7981	97.3	151
OPPONENTS	82	19805	2982-6583	.453	571-1522	.375	1699-2217	.766	914	2582	3496	1794	1746-19	648	1254	465	8234	100.4	135

FRONT OFFICE
BASKETBALL OPS.
PLAYERS
THE NBA
OPPONENTS
2015-16 SEASON
RECORDS
PLAYOFFS
HISTORY
COMMUNITY
MEDIA



FRONT OFFICE

BASKETBALL OPS.

PLAYERS

THE NBA

OPPONENTS

2015-16 SEASON

RECORDS

PLAYOFFS

HISTORY

COMMUNITY

MEDIA

(41-41) CHICAGO BULLS FINAL 2008-2009 REGULAR SEASON

PLAYER	G-S	MIN	FG-FGA	PCT	3FG-FGA	PCT	FT-FTA	PCT	OFF	DEF	TOT	AST	PF-DQ	STL	TO	BLK	PTS	AVG	H
Gordon	82-76	2999	598-1315	455	173-422	410	330-382	864	52	231	283	279	184-1	71	200	22	1699	20.7	43
Salmons (TOT)	79-74	2959	516-1093	472	126-302	417	288-347	830	59	274	333	249	182-0	83	165	24	1446	18.3	38
Salmons (CHI)	26-21	979	165-349	473	49-118	415	97-115	843	16	96	112	53	60-0	25	43	15	476	16.8	27
Rose	81-80	3000	574-1208	475	16-72	222	197-250	788	96	221	317	512	125-1	66	202	18	1361	16.8	27
Deng	49-46	1685	265-591	448	8-20	400	152-191	796	80	215	295	94	85-1	60	72	25	690	14.1	28
Gooden	31-27	918	161-352	457	0-3	000	84-97	866	82	184	266	43	103-2	26	57	14	406	13.1	22
Hughes	30-6	792	127-308	412	40-102	392	67-82	817	6	88	94	59	51-1	36	36	9	361	12.0	26
Miller (TOT)	70-43	2100	292-614	476	23-56	411	224-272	824	150	395	545	234	223-2	52	130	36	831	11.9	30
Miller (CHI)	27-0	746	108-226	478	3-13	231	99-116	853	67	134	201	86	88-2	22	47	12	318	11.8	21
Ty. Thomas	79-61	2175	308-683	451	3-9	333	238-304	783	148	360	508	77	220-0	91	129	151	857	10.8	24
Nocioni	53-2	1278	186-449	414	79-209	378	100-124	806	34	188	222	60	176-4	26	73	16	551	10.4	22
Hinrich	51-4	1339	183-419	437	69-169	408	68-86	791	16	107	123	197	126-0	66	87	19	503	9.9	31
Ti. Thomas (TOT)	64-6	1247	189-438	432	78-189	413	89-121	736	42	159	201	68	144-3	31	70	11	545	8.5	26
Ti. Thomas (CHI)	16-0	254	36-90	400	19-43	442	14-20	700	8	34	42	12	27-0	6	10	0	105	5.8	17
Noah	80-55	1938	207-372	556	0-1	000	123-182	676	244	362	606	106	238-6	49	82	110	537	6.7	19
Sefolosha	43-14	735	79-182	434	15-50	300	21-25	840	26	97	123	65	50-0	35	37	19	194	4.5	14
Roberson (TOT)	29-0	276	44-120	367	26-81	321	5-5	1000	6	16	22	20	18-0	10	8	1	119	4.1	19
Roberson (CHI)	6-0	23	5-17	294	2-10	200	0-0	---	2	5	7	1	0-0	0	1	0	12	2.0	8
Nelson (TOT)	13-5	171	24-54	444	0-3	000	5-14	357	6	18	24	13	24-0	9	15	2	53	4.1	9
Gray	56-18	715	81-167	485	0-1	000	34-59	576	84	136	220	46	135-1	14	40	18	196	3.5	12
James (TOT)	2-0	10	3-8	375	0-0	---	0-0	---	1	2	3	0	1-0	1	1	1	6	3.0	4
Hunter	28-0	266	27-82	329	16-48	333	3-5	600	2	10	12	37	28-0	20	19	1	73	2.6	13
Simmons	11-0	61	11-21	524	0-0	---	6-14	429	4	8	12	2	6-0	1	0	4	28	2.5	9
Nichols	2-0	5	1-4	250	0-1	000	0-0	---	0	0	0	1	1-0	0	0	0	2	1.0	2
Johnson (TOT)	10-0	55	4-11	364	1-2	500	0-0	---	3	5	8	2	7-0	1	2	0	9	0.9	4
Johnson (CHI)	8-0	42	4-11	364	1-2	500	0-0	---	3	5	8	2	6-0	1	2	0	9	1.1	4
BULLS	82	19930	3126-6846	457	493-1293	381	1633-2052	796	970	2481	3451	1732	1709-19	615	1192	453	8378	102.2	129
OPPONENTS	82	19930	3141-6864	458	486-1400	347	1633-2077	786	1017	2491	3508	1723	1708-16	622	1177	449	8401	102.5	134

(41-41) CHICAGO BULLS FINAL 2009-2010 REGULAR SEASON

PLAYER	G-GS	MIN	FG-FGA	PCT	3FG-FGA	PCT	FT-FTA	PCT	OFF	DEF	TOT	AST	PF-DQ	STL	TO	BLK	PTS	AVG	H
Rose	78-78	2871	672-1373	489	16-60	267	259-338	766	65	228	293	469	96-1	57	217	27	1619	20.8	39
Deng	70-69	2651	473-1014	466	32-83	386	252-330	764	131	381	512	143	129-0	66	134	61	1230	17.6	31
Salmons	51-2	1695	230-548	420	73-192	380	116-147	789	18	156	174	125	101-0	65	70	22	649	12.7	27
Hinrich	74-53	2481	308-753	409	104-280	371	85-113	752	24	236	260	330	204-1	85	113	24	805	10.9	30
Noah	64-54	1925	282-520	504	0-0	---	163-219	744	220	484	704	132	198-1	32	117	100	887	10.7	21
Murray (TOT)	75-2	1673	288-683	392	69-221	312	141-194	727	28	155	183	135	126-0	46	91	16	746	9.9	31
Murray (CHI)	29-1	680	108-272	397	28-90	311	48-63	762	13	72	85	51	49-0	18	26	4	292	10.1	25
Warrick (TOT)	76-6	1557	265-550	482	1-7	143	202-274	737	127	187	314	52	126-0	24	80	18	733	9.6	23
Warrick (CHI)	28-0	533	83-172	483	0-1	.000	77-102	755	40	62	102	17	43-0	7	23	8	243	8.7	22
Gibson	82-70	2204	311-629	494	0-0	---	113-175	846	226	385	611	70	282-9	50	114	104	735	9.0	22
Thomas	29-3	678	99-205	483	0-1	.000	58-90	644	42	141	183	33	64-2	40	52	48	256	8.8	21
Miller	82-37	1950	250-581	430	37-132	280	182-220	827	83	316	399	154	189-1	44	107	29	719	8.8	27
Brown (TOT)	50-37	1060	136-361	377	58-164	354	69-86	802	29	95	124	65	72-0	33	62	6	399	8.0	30
Brown (CHI)	11-0	93	8-36	222	4-17	235	0-0	---	2	13	15	7	10-0	3	5	1	20	1.8	5
Pargo	63-5	829	132-381	346	30-138	275	42-45	933	9	69	78	89	68-0	29	50	2	344	5.5	27
Law (TOT)	26-1	234	35-75	467	5-16	313	38-49	776	3	14	17	26	16-0	11	17	1	113	4.3	22
Law (CHI)	12-1	135	21-45	467	4-12	333	20-27	741	3	11	14	16	8-0	4	12	0	66	5.5	22
Johnson	65-11	757	95-210	452	15-46	326	51-70	729	34	94	128	48	126-3	21	62	43	256	3.9	20
Gray	8-0	50	8-21	381	0-0	---	2-7	286	5	11	16	2	10-0	0	1	0	18	2.3	6
Richard	18-0	224	15-29	517	0-0	---	7-11	836	19	40	59	7	50-2	8	14	4	37	2.1	6
Hunter	13-0	122	5-30	167	1-13	077	2-2	1000	1	13	14	9	12-0	1	4	0	13	1.0	5
Alexander (TOT)	8-0	29	1-6	167	0-1	.000	2-3	667	2	3	5	2	9-0	1	0	1	4	0.5	2
Alexander (CHI)	8-0	29	1-6	167	0-1	.000	2-3	667	2	3	5	2	9-0	1	0	1	4	0.5	2
BULLS	82	19905	3081-6825	451	352-1066	330	1479-1982	754	937	2715	3652	1704	1648-20	531	1175	478	7993	97.5	122
OPPONENTS	82	19905	3043-6885	442	584-1680	348	1457-1958	744	916	2589	3505	1715	1643-7	578	1090	438	8127	99.1	132

**(62-20) CHICAGO BULLS FINAL 2010-2011 REGULAR SEASON**

PLAYER	G-GS	MIN	FG-FGA	PCT	3FG-FGA	PCT	FT-FTA	PCT	OFF	DEF	TOT	AST	PF-QD	STL	TO	BLK	PTS	AVG	HI
Rose	81-81	3026	171-557	.445	128-385	.332	476-555	.858	81	249	330	623	136-2	85	278	51	2026	25.0	42
Boozer	59-59	1882	431-845	.510	0-0	---	171-244	.701	130	435	565	145	186-0	45	149	18	1033	17.5	34
Deng	82-82	3208	531-1155	.460	115-333	.345	253-336	.753	116	360	476	230	162-0	78	156	48	1430	17.4	40
Noah	48-48	1576	211-402	.525	0-1	.000	139-188	.739	182	316	498	107	156-2	48	90	72	561	11.7	26
Korver	82-0	1649	242-557	.434	120-289	.415	77-87	.885	12	138	150	124	156-0	35	60	20	681	8.3	24
Gibson	80-19	1742	324-502	.466	1-8	.125	100-148	.676	162	296	458	58	203-3	39	71	106	569	7.1	18
Brewer	81-1	1781	205-427	.480	6-27	.222	87-133	.654	55	207	262	140	106-5	55	82	22	503	6.2	12
Watson	82-1	1091	146-394	.371	44-112	.393	69-93	.742	16	78	94	186	82-0	55	73	11	405	4.9	33
Butler (TOT)	47-2	770	79-237	.333	46-136	.338	18-27	.667	10	77	77	27	37-0	8	24	15	222	4.7	10
Butler (CHI)	6-0	26	6-11	.545	4-7	.571	0-0	---	0	1	1	0	3-0	0	2	0	16	2.7	10
Bogans	82-82	1461	124-307	.404	90-237	.380	21-32	.656	19	129	148	101	113-0	38	41	9	359	4.4	17
Thomas	52-37	1178	95-186	.511	1-1	1.000	20-32	.625	75	226	301	60	164-3	32	42	42	211	4.1	22
Johnson	13-0	123	17-41	.415	2-9	.222	6-13	.462	6	18	24	14	25-1	8	18	9	42	3.2	12
Asik	82-0	989	78-141	.553	0-0	---	73-145	.503	112	194	306	32	153-2	20	64	56	229	2.8	14
Scalabrino	18-0	88	10-19	.526	0-5	.000	0-0	---	1	7	8	6	18-0	3	5	4	20	1.1	6
Lucas	2-0	10	1-3	.333	0-1	.000	0-2	.000	0	0	0	1	0-0	0	0	2	1.0	2	2
BULLS	82	19830	3042-6587	.462	511-1415	.361	1492-2008	.743	967	2654	3621	1827	1639-13	582	1161	468	8087	98.6	132
OPPONENTS	82	19830	2805-6523	.430	427-1308	.326	1450-1898	.764	828	2322	3150	1556	1645-8	568	1159	477	7487	91.3	120

(50-16) CHICAGO BULLS FINAL 2011-2012 REGULAR SEASON

PLAYER	G-GS	MIN	FG-FGA	PCT	3FG-FGA	PCT	FT-FTA	PCT	OFF	DEF	TOT	AST	PF-QD	STL	TO	BLK	PTS	AVG	HI
Rose	39-39	1375	302-695	.435	54-173	.312	194-239	.812	26	105	131	307	52-0	35	119	28	852	21.8	35
Deng	54-54	2129	311-755	.412	79-215	.367	127-165	.770	77	273	350	157	81-0	56	96	36	828	15.3	26
Boozer	66-66	1948	448-942	.532	0-1	.000	95-137	.693	114	450	564	125	168-1	63	115	24	991	15.0	31
Hamilton	28-28	697	140-310	.452	17-46	.370	29-37	.784	20	46	66	84	56-0	12	49	1	326	11.6	22
Noah	64-64	1945	249-490	.508	0-1	.000	154-206	.748	242	387	629	160	162-1	41	92	92	652	10.2	22
Watson	49-25	1159	161-437	.368	68-173	.393	84-104	.808	21	84	105	200	103-0	45	97	8	474	9.7	23
Korver	65-7	1489	178-412	.432	118-271	.435	55-66	.833	26	133	159	112	110-0	36	53	15	529	8.1	26
Gibson	63-0	1264	200-404	.495	0-0	---	84-135	.622	135	197	332	47	131-7	27	60	81	484	7.7	19
Lucas	49-2	726	143-358	.399	55-140	.393	28-32	.875	22	54	76	108	42-0	19	42	1	369	7.5	25
Brewer	66-43	1635	180-445	.407	18-69	.275	56-100	.560	72	159	231	137	64-0	72	59	21	455	6.9	20
James	11-0	120	20-49	.428	6-10	.600	7-8	.875	2	8	10	29	20-2	4	14	2	53	4.8	16
Asik	66-2	971	79-156	.506	0-0	---	47-103	.456	127	223	350	32	121-0	30	68	68	205	3.1	11
Butler	42-0	359	32-79	.405	2-11	.182	43-56	.768	23	33	56	14	20-0	11	14	5	109	2.6	12
Scalabrino	28-0	122	14-30	.467	1-7	.143	3-6	.500	8	13	21	15	9-0	5	9	6	32	1.1	5
BULLS	66	15940	2467-5462	.452	419-1117	.375	1006-1394	.722	915	2165	3080	1527	1139-5	456	923	388	6359	96.3	121
OPPONENTS	66	15940	2284-5420	.421	305-939	.325	946-1279	.740	750	1889	2639	1245	1166-3	490	876	343	5819	88.2	115

(45-37) CHICAGO BULLS FINAL 2012-2013 REGULAR SEASON

PLAYER	G-GS	MIN	FG-FGA	PCT	3FG-FGA	PCT	FT-FTA	PCT	OFF	DEF	TOT	AST	PF-QD	STL	TO	BLK	PTS	AVG	HI
Deng	75-75	2903	466-1093	.426	75-233	.322	230-282	.816	162	314	476	222	105-0	81	144	32	1237	16.5	33
Boozer	79-79	2546	544-1140	.477	0-2	.000	193-264	.731	175	596	771	179	239-1	66	176	28	1281	16.2	36
Robinson	82-23	2086	399-921	.433	141-348	.405	135-169	.799	29	155	184	358	207-0	65	144	10	1074	13.1	35
Noah	66-64	2426	303-630	.481	0-5	.000	178-237	.751	260	473	733	262	185-2	78	176	141	784	11.9	30
Hamilton	50-45	1088	204-475	.429	16-52	.308	66-77	.857	16	67	83	119	93-0	24	84	5	490	9.8	30
Belinelli	73-27	1882	241-610	.395	79-221	.357	141-168	.839	13	127	140	148	140-1	44	82	6	702	9.6	24
Butler	82-20	2134	239-512	.467	40-105	.381	187-233	.803	136	192	328	115	97-0	78	62	31	705	8.6	28
Gibson	65-5	1459	214-441	.485	0-4	.000	89-131	.679	125	220	345	61	166-2	27	76	90	517	8.0	21
Hinrich	60-60	1764	159-422	.377	71-182	.390	70-98	.716	16	142	158	314	192-4	63	99	25	459	7.7	25
Cook (TOT)	49-1	441	51-167	.305	26-81	.286	9-12	.750	7	54	61	19	26-0	8	15	7	137	2.8	19
Cook (CHI)	33-0	276	30-108	.278	16-61	.264	7-9	.778	2	41	43	9	13-0	2	9	5	82	2.5	19
Mohammed	63-12	693	66-180	.367	0-2	.000	34-47	.723	73	122	195	26	97-0	21	24	32	166	2.6	17
Teague	46-0	392	43-113	.381	4-23	.174	9-16	.563	3	41	44	63	47-0	9	35	7	99	2.1	11
Radmanovic	25-0	144	13-43	.302	5-27	.185	2-3	.667	10	18	28	8	29-0	8	7	4	33	1.3	7
Thomas (TOT)	12-0	57	5-10	.500	0-0	---	5-8	.625	5	11	16	4	8-0	2	3	2	15	1.3	6
Thomas (CHI)	7-0	36	5-9	.556	0-0	---	2-4	.500	5	6	11	2	7-0	2	2	1	12	1.7	6
Amundson	1-0	2	0-1	.000	0-0	---	0-0	---	1	0	1	0	0-0	0	0	0	0	0.0	0
BULLS	82	19830	2926-6698	.437	446-1265	.353	1343-1738	.778	1026	2514	3540	1886	1617-10	588	1171	417	7641	93.2	118
OPPONENTS	82	19830	2906-6565	.443	435-1309	.346	1350-1826	.739	901	2469	3370	1545	1609-16	600	1123	477	7615	92.9	128



FRONT OFFICE

BASKETBALL OPS.

PLAYERS

THE NBA

OPPONENTS

2015-16 SEASON

RECORDS

PLAYOFFS

HISTORY

COMMUNITY

MEDIA

(48-34) CHICAGO BULLS FINAL 2013-2014 REGULAR SEASON

PLAYER	G-65	MIN	FG-FGA	PCT	3FG-FGA	PCT	FT-FTA	PCT	OFF	DEF	TOT	AST	PF-DQ	STL	TO	BLK	PTS	AVG	HI
Deng	23-23	860	160-354	.452	17-62	.274	101-124	.815	40	118	158	85	53-0	24	59	4	438	18.0	37
Rose	10-10	311	58-164	.354	16-47	.340	27-32	.844	9	23	32	43	15-0	5	34	1	159	15.9	20
Boozer	76-76	2141	447-980	.456	0-2	.000	148-193	.767	137	495	632	118	216-0	53	154	22	1042	13.7	31
Butler	67-67	2591	275-693	.397	68-240	.283	260-338	.769	87	243	330	175	106-0	127	102	36	878	13.1	26
Augustin (TOT)	71-9	1939	298-718	.415	133-332	.401	201-227	.885	15	115	130	133	147-0	53	125	3	930	13.1	33
Augustin (CHI)	61-9	1857	291-694	.419	132-321	.411	195-221	.882	15	111	126	303	140-0	52	116	3	909	14.9	33
Gibson	82-8	2351	429-896	.479	0-7	.000	211-281	.751	200	358	558	91	207-2	41	150	112	1069	13.0	26
Noah	80-80	2820	380-800	.475	0-2	.000	247-335	.737	282	618	900	431	245-2	99	194	121	1007	12.6	26
Dunleavy	82-61	2584	333-774	.430	123-324	.380	140-164	.854	46	299	345	186	163-0	64	108	46	929	11.3	24
Hinrich	73-61	2116	243-619	.393	85-242	.351	95-125	.760	31	161	192	286	203-2	80	120	26	666	9.1	19
Fredette (TOT)	49-0	519	107-227	.471	40-84	.476	19-21	.905	8	44	52	64	35-0	14	48	3	273	5.6	24
Fredette (CHI)	8-0	56	13-29	.448	4-11	.364	2-2	1.000	1	6	7	3	7-0	0	4	0	32	4.0	17
Snell	77-12	1231	129-336	.384	57-178	.320	31-41	.756	19	105	124	68	84-0	29	44	15	346	4.5	20
Smith (TOT)	11-0	100	18-28	.643	0-0	---	2-5	.400	11	16	27	0	17-1	1	5	2	38	3.5	12
Martin	6-0	48	5-8	.625	3-5	.600	2-4	.500	1	4	5	2	3-0	1	1	0	15	2.5	11
Teague	19-2	242	16-66	.242	2-10	.200	11-16	.688	1	18	19	28	25-0	2	17	4	45	2.4	10
Amundson (TOT)	19-0	185	16-32	.500	0-0	---	6-24	.250	28	27	55	6	49-2	9	14	11	38	2.0	7
Amundson (CHI)	1-0	1	0-0	---	0-0	---	0-0	---	0	0	0	0	0-0	0	0	0	0.0	0	0
Mohammed	80-1	562	54-126	.429	0-0	---	16-30	.533	66	109	175	20	77-0	14	37	30	124	1.6	9
Shengelia (TOT)	26-0	155	13-28	.464	0-0	.000	3-8	.375	4	12	16	14	18-0	3	12	1	29	1.1	7
Shengelia (CHI)	9-0	17	2-4	.500	0-0	---	0-0	---	0	2	2	2	2-0	1	1	0	4	0.4	2
James	11-0	77	5-21	.238	1-5	.200	0-2	.000	0	7	7	17	11-0	2	5	0	11	1.0	5
Brewer (TOT)	24-3	160	3-15	.200	1-8	.125	0-2	.000	2	12	14	10	4-0	6	2	1	7	0.3	3
Brewer (CHI)	1-0	2	0-0	---	0-0	---	0-0	---	0	0	0	0	0-0	0	0	0	0	0.0	0
Murphy	24-0	62	3-13	.231	0-3	.000	0-0	---	2	6	8	2	7-0	0	2	4	6	0.3	2
Varnado	1-0	2	0-0	---	0-0	---	0-0	---	0	0	0	0	1-0	0	0	0	0	0.0	0
BULLS	82	19930	2843-6577	.432	508-1459	.348	1486-1908	.779	937	2583	3620	1860	1565-6	594	1223	424	7680	93.7	128
OPPONENTS	82	19930	2867-6660	.430	538-1632	.351	1256-1658	.753	876	2508	3384	1604	1714-12	621	1178	490	7528	91.8	131

(50-32) CHICAGO BULLS FINAL 2014-2015 REGULAR SEASON

PLAYER	G-65	MIN	FG-FGA	PCT	3FG-FGA	PCT	FT-FTA	PCT	OFF	DEF	TOT	AST	PF-DQ	STL	TO	BLK	PTS	AVG	HI
Butler	65-65	2513	421-912	.462	73-193	.378	386-463	.834	114	265	379	212	108-0	114	93	36	1301	20.0	35
Rose	78-78	2681	570-1153	.494	12-26	.462	294-366	.803	220	689	919	210	147-0	25	158	147	1446	18.5	46
Gasol	51-51	1530	338-835	.405	76-210	.362	152-187	.813	35	126	161	251	63-0	36	161	16	904	17.7	32
Brooks	82-21	1885	344-817	.421	121-313	.387	145-174	.833	32	134	166	261	189-2	54	157	15	954	11.6	31
Gibson	62-17	1692	254-506	.502	0-0	---	132-184	.717	162	234	396	71	162-1	36	77	75	640	10.3	23
Mitroic	82-3	1654	253-624	.405	99-313	.316	228-284	.803	63	341	404	97	172-1	54	89	54	833	10.2	29
Dunleavy	63-63	1838	219-481	.435	107-263	.407	70-87	.805	28	220	248	114	123-0	39	60	21	555	9.4	27
Noah	67-67	2049	190-427	.445	0-2	.000	105-174	.603	219	427	646	312	203-3	48	123	74	485	7.2	18
Snell	72-22	1412	159-371	.429	73-197	.371	44-55	.800	31	145	176	62	86-0	32	48	11	435	6.0	24
Hinrich	66-22	1610	142-381	.373	58-168	.345	35-50	.700	20	101	121	148	144-0	46	73	14	377	5.7	20
McDermott	36-0	321	43-107	.402	13-41	.317	10-15	.667	6	37	43	6	29-0	4	17	1	109	3.0	16
Moore	56-0	504	62-139	.446	13-38	.342	12-20	.600	12	34	46	33	45-0	20	14	6	149	2.7	19
Mohammed	23-0	128	13-30	.433	0-0	---	1-3	.333	11	27	38	3	16-0	4	7	5	27	1.2	8
Bairdow	16-1	64	3-14	.214	0-0	---	4-5	.800	6	2	8	1	8-0	2	3	1	10	0.6	3
BULLS	82	19880	3001-6797	.442	645-1825	.353	1618-2067	.783	959	2792	3751	1781	1495-7	514	1400	443	8265	100.8	129
OPPONENTS	82	19880	3095-7109	.435	538-1605	.335	1291-1723	.749	963	2598	3561	1657	1736-17	614	1000	443	8019	97.8	132

(42-40) CHICAGO BULLS FINAL 2015-2016 REGULAR SEASON

PLAYER	G-65	MIN	FG-FGA	PCT	3FG-FGA	PCT	FT-FTA	PCT	OFF	DEF	TOT	AST	PF-DQ	STL	TO	BLK	PTS	AVG	HI
Butler	67-67	2474	470-1035	.454	64-205	.312	395-475	.832	79	279	358	321	124-1	110	132	43	1399	20.9	53
Gasol	72-72	2291	467-995	.469	24-69	.348	229-289	.792	155	638	793	294	148-1	42	164	146	1187	16.5	31
Rose	66-66	2097	447-1048	.427	44-150	.293	142-179	.793	46	179	225	311	84-1	44	175	14	1080	16.4	34
Mitroic	66-38	1646	248-609	.407	135-346	.390	146-181	.807	58	304	362	100	151-1	58	102	46	777	11.8	35
McDermott	81-4	1861	291-644	.452	10-259	.425	72-84	.857	37	158	195	59	127-0	14	53	6	764	9.4	30
Gibson	73-55	1936	263-500	.526	0-3	.000	101-146	.692	206	298	504	106	180-1	47	78	77	627	8.6	18
Moore	59-22	1263	187-389	.481	47-104	.452	22-35	.629	19	114	133	99	103-0	37	53	18	443	7.5	24
Dunleavy	31-30	703	77-188	.401	39-99	.394	29-37	.784	8	75	83	39	66-0	14	26	10	222	7.2	18
Brooks	69-0	1108	188-489	.401	66-185	.357	49-64	.766	21	80	101	180	132-0	30	82	10	491	7.1	29
Portis	62-4	1102	186-436	.427	16-52	.308	48-66	.727	123	214	337	52	100-0	25	54	22	436	7.0	20
Snell	64-33	1301	126-339	.372	56-155	.361	30-33	.909	19	180	199	63	100-0	16	52	17	338	5.3	22
Holiday (TOT)	53-5	773	88-228	.386	36-105	.343	27-37	.730	12	78	90	56	61-0	32	39	19	239	4.5	29
Holiday (CHI)	27-4	510	64-155	.413	26-60	.433	22-27	.815	8	55	63	45	40-0	19	26	15	176	6.5	29
Noah	29-2	635	51-133	.383	0-1	.000	22-45	.489	87	168	255	110	77-0	18	52	29	124	4.3	21
Hinrich	35-7	555	47-198	.398	23-56	.411	15-16	.938	7	51	58	59	63-1	13	27	1	132	3.8	17
Felicio	31-4	321	40-72	.556	0-4	.000	25-35	.714	30	72	102	26	31-0	6	13	13	105	3.4	16
Bairdow	18-2	103	13-40	.325	1-5	.200	7-8	.875	4	24	28	6	19-0	2	4	3	34	1.9	8
BULLS	82	19905	3165-7170	.441	651-1753	.371	1354-1720	.787	907	2889	3796	1870	1545-6	495	1141	470	8335	101.6	144
OPPONENTS	82	19905	3234-7333	.441	651-1885	.345	1337-1813	.737	969	2798	3767	1848	1535-15	655	974	465	8456	103.1	147



EXPANSION DRAFT

John Kerr	Baltimore Bullets
Jerry Sloan	Baltimore Bullets
Ron Bonham	Boston Celtics
John Thompson	Boston Celtics
Nate Bowman	Cincinnati Royals
Tom Thacker	Cincinnati Royals
Len Chappell	New York Knicks
Barry Clemens	New York Knicks
Al Bianchi	Philadelphia 76ers

1966

ROUND	PICK	PLAYER	COLLEGE
1	10	Dave Schellhase	Purdue
2	20	Erwin Mueller	San Francisco
3	30	Eddie Bodkin	Eastern Kentucky
4	40	Jim Williams	Temple
5	50	Larry Humes	Evansville
7	68	John Comeaux	Grambling
8	77	Stan Curtis	Michigan State
9	84	Gene Summers	Northern Michigan
10	91	Don Swanson	DePaul
11	97	Carver Clinton	Penn State

1967

ROUND	PICK	PLAYER	COLLEGE
1	3	Clem Haskins	Western Kentucky
2	15	Byron Beck	Denver
3	22	John Dickson	Arkansas State
4	34	Jim Burns	Northwestern
5	46	Dick Pruet	Jacksonville
6	58	Mal Pradd	Dillard
7	70	Bob Wolf	Marquette
8	82	Leon Simon	Santa Fe
9	93	Ernie Laurent	Albuquerque
10	104	Jim Boshart	Wake Forest
11	115	Jim Andros	New Haven
12	126	Ron Widby	Tennessee
13	136	Tom Storm	Montana State
14	143	Don Whitehead	Erskine College
15	149	Jim Garza	Detroit Tech
16	154	Jim Dawson	Illinois

1968

ROUND	PICK	PLAYER	COLLEGE
1	4	Tom Boerwinkle	Tennessee
2	17	Loy Peterson	Oregon State
2*	19	Ron Dunlap	Illinois
3**	31	Dave Newmark	Columbia
4	39	Mike Lynn	UCLA
5	53	Jim Tillman	Loyola (Ill.)
6	67	Ken Barnett	Delaware
7	81	Willie Davis	North Texas State
8	95	Lloyd Higgins	Pasadena College
9	109	Corky Bell	Loyola (Ill.)
10	123	Mike Weaver	Northwestern
11	137	Jim McGonigle	Iowa State
12	150	John Lallensack	Oshkosh State
13	163	Herm Gilliam	Purdue
14	174	Dave Carr	Washington
15	183	Mickey McCarthy	Texas Christian
16	191	Fred Holden	Louisville
17	199	Tom Benedict	Chr. Washington St.
18	205	Bob Zoretich	DePaul
19	209	Rick Mason	Indiana State
20	212	Rick Rirkendal	Norfolk State
21	213	Willie Horton	Delaware

*From Cincinnati **From Los Angeles

1969

ROUND	PICK	PLAYER	COLLEGE
1	5	Larry Cannon	LaSalle
2*	16	Simmie Hill	West Texas State
2	20	Ken Spain	Houston
2**	23	John Baum	Temple
3	34	Norm Van Lier	St. Francis (Pa.)
4	48	Dave Nash	Kansas
5	62	Chris Ellis	Virginia Tech
6	76	George Tinsley	Kentucky Wesleyan
7	90	Frank Judge	Houston Tillotson
8	104	Roger Moller	Westmar (Iowa)
9	118	Sterling Burke	Northwestern
10	132	Al Smith	Bradley
11	146	Larry Bergh	Weber State
12	159	Harry Hall	Wyoming
13	172	Rich Kirkland	Norfolk State
14	183	Bill Boight	SMU

*From Phoenix **From Cincinnati

1970

ROUND	PICK	PLAYER	COLLEGE
1	11	Jimmy Collins	New Mexico State
2	28	Paul Ruffner	Brigham Young
3	45	Lou Herndon	Jackson State
4*	57	John Davis	Alabama State
4	62	Jimmy Wilson	Cheyney State
5	79	George Johnson	Dillard
6	96	Lonny Klutz	N. Carolina A&T
7	113	Lou West	Seattle
8	130	Mike Casey	Kentucky
9	147	Glen Johnson	Jackson State
10	164	Dale Blaut	West Texas State
11	179	Doug Howard	Brigham Young
12	191	Booker Brown	Middle Tennessee
13	201	Charles Bloodworth	N.W. Louisiana
14	211	Paul Funkhouser	McKendree
15	220	Paul Olay	Boise State

*From Seattle

1971

ROUND	PICK	PLAYER	COLLEGE
1	15	Kennedy McIntosh	Eastern Michigan
2*	20	Willie Sojourner	Weber State
2**	32	Howard Porter	Villanova
3#	40	Clifford Ray	Oklahoma
3^	47	Mike Gale	Elizabeth City
3	49	Dick Gibbs	Texas-El Paso
4	66	Jim Irving	St. Louis
5	83	Larry Weatherford	Purdue
6	100	Jim England	Tennessee
7	117	Artis Gilmore	Jacksonville
8	134	Clarence Sherrrod	Wisconsin
9	150	Jackie Dinkins	Voorhees State
10	166	David Withers	Delaware State
11	180	Al Smith	Bradley
13	205	Ed Goode	DePaul
14	214	Richard Dixon	Loyola (La.)
15	223	Liscio Thomas	Furman

*From Portland **From Phoenix # From Seattle ^ From Los Angeles



1972

ROUND	PICK	PLAYER	COLLEGE
1	11	Ralph Simpson	Michigan State
3*	35	Frank Russell	Detroit
3	45	Chuck Jura	Nebraska
4	62	Ted Martinuk	St. Peter's
5	78	Roland Garrett	Florida State
6	95	Mike Stewart	Santa Clara
7	112	Jerry Pender	Fresno State
8	128	Cavin Andersen	Valley City
9	142	Ralph Houston	West Texas State
10	155	Chuck Taylor	West Liberty State
11	166	Jackie Young	Rocky Mountain
12	174	Al Cotler	Pennsylvania
13	180	Mike Barr	Duquesne
14	187	Andrew Pettes	Oklahoma
15	192	Greg Lowery	Texas Tech
16	196	Charles Hall	West Montana
17	197	John Thornton	South Carolina State
18	198	Ron Manning	Manhattan

*From Cincinnati

1973

ROUND	PICK	PLAYER	COLLEGE
1	12	Kevin Kunnert	Iowa
2*	24	Kevin Stacom	Providence
2	30	Wendell Hudson	Alabama
3**	39	Martin Terry	Arkansas
3	47	Steve Newsome	Houston
4	64	Mark Stibley	Northwestern
5	81	Ray Simpson	Furman
6	98	John Neumann	Mississippi
7	115	Billy Harris	Northern Illinois
8	132	J.G. Brostertinos	Texas
9	147	Rubin Montanez	Duquesne
10	161	Russ Hunt	Furman

*From Houston **From Seattle

1974

ROUND	PICK	PLAYER	COLLEGE
1*	14	Maurice Lucas	Marquette
1	16	Cliff Pondexter	Long Beach State
2**	27	Leon Benbow	Jacksonville
3	52	Bob Wilson	Wichita State
4	70	Jim Forbes	Texas-El Paso
5	88	Randy Knowles	Texas A&M
6	106	Robert Rosier	St. Thomas
7	124	Geoff Roberts	Missouri West
8	142	Sam McCants	Oral Roberts
9	159	Jerry Davenport	Cameron (Okla.)
10	176	Rick Hockenos	St. Francis (Pa.)

*From New York **From Buffalo

1975

ROUND	PICK	PLAYER	COLLEGE
2*	30	Steve Green	Indiana
2	32	John Laskowski	Indiana
4	68	Ron Haigler	Pennsylvania
5	86	Bob Iverson	North Texas State
6	104	Bill Andreas	Ohio State
7	122	John Grochowalski	Assumption
8	140	John Murphy	Massachusetts
9	156	Gary Tomaszewski	St. Mary's (Texas)
10**	---	Moses Malone	N/A

*From Seattle **Ineligible for draft

1976

ROUND	PICK	PLAYER	COLLEGE
1	2	Scott May	Indiana
2	18	Willie Smith	Missouri
3	35	Dallas Smith	West Texas State
4	52	Keith Starr	Pittsburgh
5	69	Nate Williams	Illinois
6	87	Tom Paulin	Winston-Salem
7	105	Barry McLeod	Centenary
9	141	John Thomas	Connecticut
10	159	John Hudson	Concord (W.Va.)

1977

ROUND	PICK	PLAYER	COLLEGE
1	13	Tate Armstrong	Duke
2*	23	Mike Glenn	Southern Illinois
2**	30	Steve Sheppard	Maryland
2	35	Mark Landsberger	Arizona State
4	79	Mike McConally	Louisiana Tech
5	101	Nate Davis	South Carolina
6	123	Jay Chessman	Brigham Young
7	143	Mike Smith	Evansville
8	162	Rich Rhodes	Eastern Illinois

*From N.Y. Nets **From Seattle

1978

ROUND	PICK	PLAYER	COLLEGE
1	9	Reggie Theus	Nevada Las Vegas
2	31	Marvin Johnson	New Mexico
3	53	Randy Ayers	Miami of Ohio
5	97	Ron Anthony	Jacksonville
6	119	John Shoemaker	Miami of Ohio
7	140	Jarvis Reynolds	West Georgia
8	159	Chubby Cox	San Francisco
9	176	Joe Ponsetto	DePaul
10	191	Mark Tucker	Oklahoma

1979

ROUND	PICK	PLAYER	COLLEGE
1	2	David Greenwood	UCLA
2*	31	Lawrence Butler	Idaho State
3**	47	Calvin Garrett	Oral Roberts
3	49	Cedrick Hordges	South Carolina
4	72	George Maynor	East Carolina
5	93	Larry Washington	Drury College (Mo.)
6	114	Steve Smith	USC
7	133	Mike Eversley	Chicago State
8	153	Tony Warren	North Carolina State
9	171	James Jackson	Minnesota
10	190	Marvin Thomas	UCLA
10#	197	Cortez Collins	Ind. St. at Evansville

*From San Diego **From Cleveland #From Denver



1980

ROUND	PICK	PLAYER	COLLEGE
1	4	Kelvin Ransey*	Ohio State
2**	26	Sam Worthen	Marquette
3	50	James Wilkes	UCLA
4	74	Ron Charles	Michigan State
5	96	Mike Campbell	Northwestern
6	120	Bernard Rencher	St. John's
7	142	Robert Byrd	Marquette
8	164	Modzel Greer	North Park (Ill.)
9	183	Jay Shidler	Kentucky
10	203	Billy Foster	East Montana

*Traded for Portland's first-round pick, Ronnie Lester of Iowa **From Utah

1981

ROUND	PICK	PLAYER	COLLEGE
1*	6	Orlando Woolridge	Notre Dame
2**	32	Mike Oliver	Lamar
4	84	Oliver Lee	Marquette
5	108	John Nash	Arizona State
6	130	Roger Burkman	Louisville
7	154	Scott Williams	South Alabama
8	175	Ben Mitchell	Alabama-Huntsville
9	197	Terry Martin	Lambuth College (Tenn.)
10	216	Ken Easley	UCLA

*From Atlanta **From Denver

1982

ROUND	PICK	PLAYER	COLLEGE
1	7	Quintin Dailey	San Francisco
2*	26	Ricky Frazier	Missouri
2	30	Wallace Bryant	San Francisco
2**	31	Rod Higgins	Fresno State
3	53	Tyrone Adams	Kansas State
4	76	Chuck Aleksinas	Connecticut
5	99	Rubin Jackson	Oklahoma City
6	122	James "B.B." Fontenot	Nevada-Reno
7	145	Chuck Verderber	Kentucky
8	168	Michael Burns	Nevada Las Vegas
9	191	Skip Dillard	DePaul
10	212	Tony Britto	Campbell (N.C.)

*From Atlanta **From Indiana

1983

ROUND	PICK	PLAYER	COLLEGE
1	5	Sidney Green	Nevada Las Vegas
2	29	Larry Micheaux*	Houston
4	75	Ron Crevier	Boston College
5	98	Tim Andre	Notre Dame
6	121	Ernest Patterson	New Mexico State
7	144	Jacque Hill	Southern California
8	167	Terry Bradley	Chicago State
9	189	Ray Orange	Oklahoma Christian
10	210	Tom Emma	Duke

*Traded along with Mark Olberding for Kansas City's first and second-round picks, Ennis Whatley and Chris McNealy, and 1984 second-round draft choice

1984

ROUND	PICK	PLAYER	COLLEGE
1	3	Michael Jordan	UNC
2*	37	Ben Coleman	Maryland
2**	43	Greg Wilfert	Victoria
3	49	Tim Dillon	Northern Illinois
4	72	Melvin Johnson	UNC-Charlotte
4	77	Mark Halse	Northeastern
5	95	Lamont Robinson	Lamar
6	118	Jeff Tipton	Morehead State
7	141	Butch Hays	California
8	164	Brett Crawford	U.S. International (Calif.)
9	186	Calvin Pierce	Oklahoma
10	208	Carl Lewis	Houston

*From Seattle **From Detroit

1985

ROUND	PICK	PLAYER	COLLEGE
1	11	Keith Lee*	Memphis State
2#	28	Ken Johnson**	Michigan State
2	34	Aubrey Sherrod	Wichita State
2^	46	Adrian Brown	Maryland
3^	69	Mike Brown	George Washington
4	80	Craig Beard	Samford
5	103	Reid Gettys	Houston
6	126	Dan Meagher	Duke
7	149	Jeff Adkins	Maryland

*Traded with Ennis Whatley to Cleveland for Charles Oakley, Cavs' first-round pick, and Sacramento's second-round pick, Calvin Duncan

**Traded with Ben Coleman to Portland for draft rights to Mike Smrek

From Seattle ^ From L.A. Lakers

1986

ROUND	PICK	PLAYER	COLLEGE
1	9	Brad Sellers	Ohio State
2	28	Larry Krystowiak	Montana
3	52	Ricky Wilson	George Mason
4	74	Scott Meents	Illinois
5	98	Jimmy Gilbert	Texas A&M
6	120	Pete Myers	Arkansas-Little Rock
7	144	Robert Henderson	Michigan

1987

ROUND	PICK	PLAYER	COLLEGE
1**	8	Olden Polynice*	Virginia
1	10	Horace Grant	Clemson
2#	28	Rickie Winslow	Houston
2	33	Tony White	Tennessee
3	56	John Fox	Millersville (Pa.)
4	79	Jack Haley	UCLA
5	102	Anthony Wilson	LSU
6	125	Doug Altenberger	Illinois
7	148	Ervin Levy	Central Michigan

*Traded for Seattle's 1st round pick (5th overall), Scottie Pippen of Central Arkansas

**From Denver #From Sacramento

1988

ROUND	PICK	PLAYER	COLLEGE
1*	11	Will Perdue	Vanderbilt
3*	62	Derrick Lewis	Maryland

*From New York



1989

ROUND	PICK	PLAYER	COLLEGE
1*	6	Stacey King	Oklahoma
1**	18	B.J. Armstrong	Iowa
1#	20	Jeff Sanders	Georgia Southern

*From New Jersey **From Seattle #From Milwaukee via Seattle

1990

ROUND	PICK	PLAYER	COLLEGE
2*	29	Toni Kukoc	Jugoplastika Split (Croatia)

*From Orlando

1991

ROUND	PICK	PLAYER	COLLEGE
1	26	Mark Randall	Kansas

1992

ROUND	PICK	PLAYER	COLLEGE
1	27	Byron Houston	Oklahoma State
2**	33	Corey Williams	Oklahoma State
2#	39	Litterial Green*	Georgia
2^	52	Matt Steigenga	Michigan State

*Draft rights traded to Orlando for 1993 second-round draft choice

**From Sacramento #From Indiana ^From Portland

1993

ROUND	PICK	PLAYER	COLLEGE
1	25	Corie Blount	Cincinnati
2*	41	Anthony Reed	Tulane

*From Orlando

1994

ROUND	PICK	PLAYER	COLLEGE
1	21	Dickey Simpkins	Providence
2	49	Kris Bruton	Benedict

1995

ROUND	PICK	PLAYER	COLLEGE
1	20	Jason Caffey	Alabama
2*	31	Dragan Tarlac	Greece

*From Minnesota

1996

ROUND	PICK	PLAYER	COLLEGE
1	29	Travis Knight	Connecticut

1997

ROUND	PICK	PLAYER	COLLEGE
1	28	Keith Booth	Maryland
2	58	Roberto Duenas	FC Barcelona (Spain)

1998

ROUND	PICK	PLAYER	COLLEGE
1	28	Corey Benjamin	Oregon State
2**	34	Shammond Williams*	North Carolina
2	58	Maceo Baston	Michigan

*Traded for Atlanta's second-round pick, Cory Carr of Texas Tech and two future second-round picks **From Golden State

1999

ROUND	PICK	PLAYER	COLLEGE
1	1	Elton Brand	Duke
1*	16	Ron Artest	St. John's
2	32	Michael Ruffin	Tulsa
2**	49	Lari Ketner	Massachusetts

*From Phoenix **From Detroit via Atlanta

2000

ROUND	PICK	PLAYER	COLLEGE
1	4	Marcus Fizer	Iowa State
1*	7	Chris Mihm**	Texas
1**	24	Dalibor Bagaric	Croatia
2^	32	A.J. Guyton	Indiana
2@	33	Jake Voskuhl	Connecticut
2#	34	Khalid El-Amin	Connecticut

*From Golden State via Washington **From San Antonio

***Draft rights traded to Cleveland for the rights to No. 8 pick Jamal Crawford (Michigan) and cash

*From Golden State @From Vancouver via Houston #From Atlanta

2001

ROUND	PICK	PLAYER	COLLEGE
1	4	Eddy Curry	Thornwood HS (IL)
2	30	Trenton Hassell	Austin Peay
2*	45	Sean Lampley	California

*From Charlotte

2002

ROUND	PICK	PLAYER	COLLEGE
1	2	Jay Williams	Duke
2	31	Roger Mason, Jr.	Virginia
2*	44	Lonny Baxter	Maryland

*From Indiana

2003

ROUND	PICK	PLAYER	COLLEGE
1	7	Kirk Hinrich	Kansas
2	36	Mario Austin	Mississippi State
2*	45	Matt Bonner***	Florida
2**	53	Tommy Smith	Arizona State

*From Phoenix **From Detroit via Miami

***Draft rights conveyed to Toronto for future second-round pick

2004

ROUND	PICK	PLAYER	COLLEGE
1	3	Ben Gordon	Connecticut
2*	31	Jackson Vroman	Iowa State
2	38	Chris Duhon	Duke

*Traded the rights to No. 31 pick Jackson Vroman (Iowa State), a future first-round pick and cash to Phoenix for No. 7 pick Luol Deng (Duke)

2005

No Draft picks

2006

ROUND	PICK	PLAYER	COLLEGE
1	2	LaMarcus Aldridge*	Texas
1	16	Rodney Carney**	Memphis

*Traded, along with a future Bulls second-round pick, to Portland for No. 4 pick Tyrus Thomas (LSU) and Viktor Khryapa.

**Traded, along with New York's 2007 second-round pick and cash, to Philadelphia for No. 13 pick Thabo Sefolosha (Switzerland).



2007

ROUND	PICK	PLAYER	COLLEGE
1	9	Joakim Noah	Florida
2	49	Aaron Gray	Pittsburgh
2	51	JamesOn Curry	Oklahoma State

2008

ROUND	PICK	PLAYER	COLLEGE
1	1	Derrick Rose	Memphis
2	39	Sonny Weems*	Arkansas

*Traded, along with Denver's 2009 regular second-round pick, the New York Knicks' 2009 regular second-round pick (acquired from New York in a trade on Oct. 4, 2005), and Chicago's 2010 regular second-round draft pick, for No. 36 pick Omer Asik (Turkey).

2009

ROUND	PICK	PLAYER	COLLEGE
1	16	James Johnson	Wake Forest
1	26	Taj Gibson	Southern California

2010

ROUND	PICK	PLAYER	COUNTRY
1	17	Kevin Seraphin*	France

*Traded, along with Kirk Hinrich and cash considerations, to Washington in exchange for the draft rights to Vladimir Veremeenko (Belarus).

2011

ROUND	PICK	PLAYER	COUNTRY
1	28	Norris Cole*	Cleveland State
1	30	Jimmy Butler	Marquette
2	43	Malcolm Lee*	UCLA

*Traded Norris Cole and Malcolm Lee, as well as cash considerations, to Minnesota in exchange for No. 23 pick Nikola Mirotic (Montenegro).

2012

ROUND	PICK	PLAYER	COLLEGE
1	29	Marquis Teague	Kentucky

2013

ROUND	PICK	PLAYER	COLLEGE
1	20	Tony Snell	New Mexico
2	49	Erik Murphy	Florida

2014

ROUND	PICK	PLAYER	COLLEGE
1	16	Jusuf Nuric*	Croatia
1	19	Gary Harris*	Michigan State
2	49	Cameron Bairstow	New Mexico

*Traded, along with the lesser of the Bulls' two 2015 second round picks (Chicago's and Portland's), in exchange for No. 11 pick Doug McDermott (Creighton) and Anthony Randolph.

2015

ROUND	PICK	PLAYER	COLLEGE
1	22	Bobby Portis	Arkansas

2016

ROUND	PICK	PLAYER	COLLEGE
1	14	Denzel Valentine	Michigan State
2	48	Paul Zipser	Germany



00

Robert Parish (1996-97)

0

Orlando Woolridge (1981-86)
 Randy Brown (1995-96) (also wore 1)
 Acie Law (2010)
 Aaron Brooks (2014-16)

ISAIAH CANAAN (2016-PRESENT)

1

Delmer Beshore (1979-80)
 Wes Matthews (1984-85)
 Randy Brown (1996-00) (also wore 0)
 Jamal Crawford (2000-04)
 Randy Livingston (2005-06)
 Derrick Rose (2008-16)

2

Norm Van Lier (1971-78) (also wore 23)
 Brad Sellers (1988-89) (also wore 6)
 Rory Sparrow (1987-88, 1991-92)
 Dennis Hopson (1990-91)
 Mark Bryant (1998-99)
 Khalid El-Amin (2000-01)
 Eddy Curry (2001-05)
 Thabo Sefolosha (2006-09)
 Tim Thomas (2005, 2009)
 Jannero Pargo (2009-10) (also wore 15)
 Nate Robinson (2012-13)

JERIAN GRANT (2016-PRESENT)

3

Ennis Whatley (1983-85)
 Sedale Threatt (1988-88)
 Jo Jo English (1992-93)
 Hersey Hawkins (1999-00)
 Tyson Chandler (2001-06)
 Ben Wallace (2006-08)
 Omer Asik (2010-12)
 Malcolm Thomas (2013)

DOUG McDERMOTT (2014-16)

DWAYNE WADE (2016-PRESENT)

4*

Jerry Sloan (1966-76)
 * Number retired in his honor on 02/17/78

5

Guy Rodgers (1966-67)
 Flynn Robinson (1967-69)
 Leon Benbow (1974-76)
 Charles Dudley (1978-79)
 John Paxson (1985-94)
 Rusty LaRue (1997-00)
 Ron Mercer (2000-02)
 Jalen Rose (2001-04)
 Andrés Nocioni (2004-09)
 Anthony Roberson (2009)
 Carlos Boozer (2010-14)

BOBBY PORTIS (2016-PRESENT)

6

Gerry Ward (1966-67)
 Jim Burns (1967-68)
 Ken Wilburn (1968-69) (also wore 9 and 10)
 Erwin Mueller (1968-69) (also wore 14)
 Bob Kauffman (1969-70)
 A.W. Holt (1970-71)
 Brad Sellers (1986-88) (also wore 2)
 Trent Tucker (1992-93)
 Matt Streigenga (1996-97)
 Lari Ketner (1999-00)
 Khalid Reeves (1999-00)
 Travis Best (2001-02)
 Chris Jefferies (2003-04)
 Shannon Brown (2008)
 Randy Holcomb (2005-06)
 Ronald "Flip" Murray (2010)
 Keith Bogans (2010-11)

CRISTIANO FELICIO (2015-PRESENT)

7

Jim Washington (1966-69)
 Paul McCracken (1976-77)
 Scott May (1980-81) (also wore 17 and 42)
 Dudley Bradley (1982-83)
 Billy McKinney (1985-86)
 Toni Kukoc (1993-00)
 Ben Gordon (2004-09)
 C.J. Watson (2011-12) (also wore 32)
 Tornike Shengelia (2014)
 Justin Holiday (2016)

8

Dave Schellhase (196-68)
 Bob Weiss (196-74)
 Mickey Johnson (1974-79)
 Jackie Robinson (1981-82)
 George Gervin (1985-86)
 Dave Johnson (1993-94)
 Dickey Simpkins (1994-00)
 Linton Johnson III (2003-04) (also wore 54)
 Mike James (2012, 2013-14)
 Marco Belinelli (2012-13)

ROBIN LOPEZ (2016-PRESENT)

9

Don Kojis (1966-67) (also wore 10)
 Ken Wilburn (1967-68) (also wore 6 and 10)
 John Baum (1969-70) (also wore 14)
 Ron Harper (1994-99)
 Dedric Willoughby (1999-00)
 John Starks (1999-00)
 Rick Brunson (2002-03)
 Luol Deng (2004-2014)

RAJON RONDO (2016-PRESENT)

10*

Don Kojis (1966-67) (also wore 9)
 Ken Wilburn (11/05/68) (also wore 6 and 9)
 Bob Love (1968-76)
 * Number retired in his honor on 01/14/94
 Steve Sheppard (1976-79) (also wore 41)
 David Greenwood (1984-85) (also wore 34)
 Mike Holton (1985-86) (also wore 32)
 Ron Brewer (1985-86)
 Pete Myers (1986-87) (also wore 20)
 B.J. Armstrong (1989-95) (also wore 11)

11

Clem Haskins (1967-70)
 Shaler Hallimon (1970-71) (also wore 19 and 26)
 Willie Smith (1976-77)
 Tracey Jackson (1981-82)
 Fred Cofield (1986-87)
 Tony White (1987-88)
 Sam Vincent (1987-89)
 Clifford Lett (1989-90)
 Charles Jones (1998-99)
 B.J. Armstrong (1999-00) (also wore 10)
 A.J. Guyton (2000-02)
 Dalibor Bagaric (2002-03) (also wore 44)
 Jerome Williams (2003-04)
 Andre Barrett (2006-07)
 Lindsey Hunter (2008-10)
 Ronnie Brewer (2010-12, 2014)

DOUG McDERMOTT (2016-PRESENT) (ALSO WORE 3)

12

Nate Bowman (1966-67)
 Dave Newmark (1968-69)
 Ed Manning (1969-70) (also wore 16)
 Rick Adelman (10/09/73 - 10/13/73) (also wore 21)
 Wilbur Holland (1976-79)
 Ronnie Lester (198-84)
 Perry Young (01/30/87 and 02/01/87) (also wore 24)
 Dominic Pressley (04/16/89) (also wore 21)
 Michael Jordan (02/14/90) (also wore 23 and 45 from 03/19/95 - 05/10/95)
 Corey Williams (1992-93)
 Matt Maloney (1999-00)
 Dragan Tarlac (2000-01)
 Kevin Ollie (2001-02)
 Kirk Hinrich (2003-10, 2012-16)

13

Bob Boozer (01/18/67) (also wore 19)
 Nick Weatherspoon (1977-78)
 Dwight Jones (1979-83) (also wore 55)
 Charlie Jones (1984-85)
 Luc Longley (1993-98)
 Kendall Gill (2003-04)
 Eddie Basden (2005-06)
 Joakim Noah (2007-16)

14

Erwin Mueller (1966-68) (also wore 6)
 Jim Barnes (1967-69)
 John Baum (1970-71) (also wore 9)
 Matt Guokas (1974-76) (also wore 24)
 Clifford Ray (1971-74)
 Tom Kropp (03/19/77) (also wore 44)
 Tate Armstrong (1977-79)
 Ricky Sobers (also wore 40)
 Craig Hodges (1988-92)
 Daquan Cook (2013)
 D.J. Augustin (2013-14)

**15**

Keith Erickson (1966-68)
 Loy Peterson (1968-70)
 John Mengelt (1976-80)
 Mitchell Wiggins (1983-84)
 Jack Haley (1988-89) (also wore 54)
 Ron Artest (1989-92)
 Jannero Pargo (2003-06) (also wore 2)
 Martynas Andriuskevicius (2006-07)
 Cedric Simmons (2008-09)
 John Salmons (2009-10)
 John Lucas III (2010-12)
 Carrier Martin (2014)

16

Barry Clemens (1966-69)
 Al Tucker (1969-70)
 Ed Manning (1969-70) (also wore 12)
 Quintin Dailey (03/02/84) (also wore 44)
 James Johnson (2009-11)
 Pau Gasol (2014-16)

PAUL ZIPSER (2016-PRESENT)**17**

Len Chappell (1966-67)
 George Wilson (196-67) (also wore 20)
 Reg Harding (1967-68)
 Craig Spitzer (1967-68)
 Scott May (1976-77, 1978-80) (also wore 7 and 42)
 Mike Brown (1986-88)
 Ricky Blanton (1992-93)
 Lou Amundson (2013, 2014)

18

McCoy McLemore (1966-68)
 Tom Boerwinkle (1968-78)
 Brian Williams (1996-97)
 Kornel David (1998-99)

19

Bob Boozer (1966-69) (also wore 13)
 Shaler Hallimon (1969-70) (also wore 11 and 26)

20

George Wilson (02/08/67) (also wore 17)
 Walt Wesley (1969-70)
 Dennis Awtrye (1972-74, 1979-80) (also wore 45)
 John Block (11/24/74) (also wore 35)
 John Laskowski (1975-76) (also wore 31)
 Gene Banks (1985-87)
 Bobby Hansen (1991-92)
 Darrell Walker (1992-93)
 Pete Myers (1993-95) (also wore 10)
 Fred Hoiberg (1999-03)
 Ron Dupree (2003-04)
 Joe Alexander (2010)

TONY SNELL (2013-PRESENT)**21**

Jim King (1970-73)
 Rick Adelman (1973-75) (also wore 12)
 Roger Burkman (1981-82)
 Sidney Green (1983-86)
 Elston Turner (1986-88)
 Anthony Jones (1988-89)
 Dominic Pressley (04/17/89, 04/20/89) (also wore 12)
 Stacey King (1991-94) (also wore 34)
 Cory Carr (1998-99)
 Marcus Fizer (2000-04)
 Chris Duhon (2004-08)
 DeMarcus Nelson (2009)
 Hakim Warrick (2010)

JIMMY BUTLER (2011-PRESENT)**22**

Jimmy Collins (1970-72)
 Ray Blume (1981-82)
 Rod Higgins (1982-86)
 Steve Colter (1986-87)
 Charles Davis (1988-90)
 Rodney McCray (1992-93)
 John Salley (1995-96)
 Keith Booth (199-99)
 Chris Anstey (1999-00)
 Trenton Hassell (2001-02) (also wore 44)
 Jay Williams (2002-03)

TAJ GIBSON (2009-PRESENT)**23***

Norm Van Lier (1971-72) (also wore 2)
 Jackie Dinkins (1971-72)
 Rowland Garrett (1972-75)
 Eric Fernsten (1975-76) (also wore 41)
 Oliver Mack (1979-80)
 Mike Bratz (1982-83)
 Michael Jordan (1984-94, 1995-98) (also wore 45 from 03/19/95 - 05/10/95 and 12 on 02/14/90)

* Number retired in his honor on 11/01/94 and 01/13/99

24

Matt Guokas (1970-71) (also wore 14)
 Garfield Heard (1972-73)
 Jack Marin (1975-77)
 Reggie Theus (1978-84)
 Kyle Macy (1985-86)
 Perry Young (02/03/87 and 02/10/87) (also wore 12)
 Bill Cartwright (1988-94)
 Scott Burrell (1997-98)
 Bryce Drew (2000-01)
 Othella Harrington (2004-06)
 Tyrus Thomas (2006-10)
 Brian Scalabrine (2010-12)

25

Chet Walker (1969-75)
 Earl Cureton (1986-87)
 Chuck Nevitt (1991-92)
 Steve Kerr (1993-98)
 Corey Benjamin (1998-01)
 Darius Songaila (2005-06)
 Marquis Teague (2012-14)

SPENCER DINWIDDIE (2016-PRESENT)**26**

Shaler Hallimon (1969-70) (also wore 11 and 19)
 Coby Dietrick (1979-82)
 Kyle Korver (2010-12)

27

Ollie Johnson (1978-79)

28

Sam Smith (1979-80)
 Andrew Lang (1998-99)

30

Keith Starr (1976-77)
 Darren Daye (1986-87)
 Jud Buechler (1994-98)
 Steve Goodrich (2000-01)
 Frank Williams (2004-05)
 James Thomas (2005-06)

31

Jim Fox (1970-72)
 Bill Hewitt (1974-75)
 John Laskowski (1976-77) (also wore 20)
 Sam Worthen (1980-81)
 Granville Walters (1986-88)
 Brent Barry (1998-99)
 Norman Richardson (2001-02)
 Roger Mason, Jr. (2002-03)
 Thomas Gardner (2007)
 Jerome James (2009-10)
 Erik Murphy (2013-14)

32

Steve Patterson (1975-76) (also wore 42)
 Cazzie Russell (1977-78)
 James Wilkes (1980-82)
 Steve Johnson (1983-85)
 Mike Holton (1985-86) (also wore 10)
 Will Perdue (1988-95, 1999-00)
 Eddie Robinson (2001-04)
 Joe Smith (2007-08)
 Larry Hughes (2008-09)
 Devin Brown (2010)
 C.J. Watson (2010-11) (also wore 7)
 Richard Hamilton (2011-13)
 Jarvis Varnado (2014)
 Jimmer Fredette (2014)

33*

Phil Hicks (1976-77)
 Bobby Wilkerson (1980-81)
 Jawann Oldham (1982-86)
 Scottie Pippen (1987-98, 2003-04)

* Number retired in his honor on 12/09/05



34

Frank Russell (1972-73)
 Bob Wilson (1974-76)
 Jim Ard (1977-78)
 David Greenwood (1979-84) (also wore 10)
 Chris Engler (1988-85)
 Charles Oakley (1985-88, 2001-02)
 David Wood (1988-89)
 Stacey King (1989-91) (also wore 21)
 Bill Wennington (1993-99)
 Antonio Davis (2003-05)
 Aaron Gray (2007-10)
 Mike Dunleavy (2013-16)

35

John Block (1974-75) (also wore 20)
 Glenn Hansen (1977-78)
 Larry Kenon (1980-82)
 Larry Spriggs (1982-83)
 Ron Brewer (1985-86)
 Tony Brown (1985-86)
 Greg Foster (1994-95)
 Jason Caffey (1995-98)
 Lonny Baxter (2002-04)
 Jared Reiner (2004-05)
 Malik Allen (2005-07)
 Demetris Nichols (2007-08)
 Chris Richard (2010)

38

Viktor Khryapa (2006-08)

39

Caldwell Jones (1984-85)

40

Ken McIntosh (1971-73)
 Derrek Dickey (1977-78)
 Ricky Sobers (1979-82) (also wore 14)
 Dave Corzine (1982-89)
 Brad Miller (2000-02) (also wore 52)
 Kurt Thomas (2010-11)

41

Cliff Pondexter (1975-76) (also wore 42 and 44)
 Eric Fernsten (1976-77) (also wore 23)
 Steve Sheppard (1977-78) (also wore 10)
 Cameron Bairstow (2014-16)

42

Charles Paulk (1971-72)
 John Hummer (1973-74)
 Nate Thurmond (1974-76)
 Steve Patterson (1975-6) (also wore 32)
 Cliff Pondexter (1975-77) (also wore 41 and 44)
 Scott May (1977-78) (also wore 7 and 17)
 Jeff Sanders (1989-90, 1998-99)
 Scott Williams (1990-94)
 Larry Krystkowiak (1994-95)
 David Vaughn (1997-98)
 Elton Brand (1999-01)
 Donyell Marshall (2002-04)
 P.J. Brown (2006-07)

43

Chris Carr (1999-00)
 Jake Voskuhl (2000-01)
 Corie Blount (2002-04) (also wore 44)

44

Paul Ruffner (1970-71)
 Tom Kropp (1976-77) (also wore 14)
 Cliff Pondexter (1977-78) (also wore 41 and 42)
 Andre Wakefield (1978-79)
 Quintin Dailey (1982-86) (also wore 16)
 Corie Blount (1983-85) (also wore 43)
 Mario Bennett (1988-89)
 Dalibor Bagaric (2000-02) (also wore 11)
 Trenton Hassell (2002-03) (also wore 22)
 Adrian Griffin (2004-05, 2006-08)

NIKOLA MIROTIĆ (2014-PRESENT)

45

Scott Lloyd (1978-79)
 Dennis Awtry (10/20/79, 10/21/79) (also wore 20)
 Ed Nealy (1988-90, 1992-93) (also wore 47)
 Joe Courtney (1992-93)
 Michael Jordan (03/19/95 – 05/10/95)
 (also wore 23 and 12)
 Paul Shirley (2003-04)
 Luke Schenscher (2005-06)
 Rasual Butler (2011-12)

DENZEL VALENTINE (2016-PRESENT)

47

Ed Nealy (11/08/88) (also wore 45)

48

Nazr Mohammed (2012-15)

50

John Brown (1978-79)
 Ben Poquette (1986-87)
 Greg Anthony (2001-02)
 Michael Sweetney (2005-07)

51

Michael Ruffin (1989-01, 2008-09)
 Lawrence Funderburke (2004-05)

52

Mark Olberding (1982-83)
 Mike Smrek (1985-86)
 Mark Randall (1991-92)
 Horace Grant (01/05/93) (also wore 54)
 Eric Piatkowski (2004-06)
 Brad Miller (2009-10) (also wore 40)

53

Artis Gilmore (1976-82, 87-88)
 Cliff Livingston (1990-92)
 James Edwards (1995-96)
 Joe Kleine (1997-98)

54

Howard Porter (1971-74)
 Mark Landsberger (1977-80)
 Wallace Bryant (1983-84)
 Horace Grant (1987-94) (also wore 52 on 01/05/93)
 Jack Haley (1995-96) (also wore 15)
 Linton Johnson III (2009) (also wore 8)

55

Roger Brown (1979-80)
 Dwight Jones (12/05/79 – 12/09/79) (also wore 13)
 E'Twaun Moore (2014-16)

77

Vladimir Radmanovic (2012-13)

90

Drew Gooden (2008-09)

91

Dennis Rodman (1995-98)



4 JERRY SLOAN

SEASONS WITH BULLS: 13 - Player, 10 (1966-1976); Coach, 3 (1979-1982)

JERSEY RETIRED: 02/17/78 at Chicago Stadium

BULLS CAREER HIGHLIGHTS: NBA All-Star 1967, 1969 ... NBA All-Defensive Team - First 1968-69, 1971-72, 1973-74, 1974-75; Second 1969-70, 1970-71 ... ranks third all-time for the Bulls in games played (696) ... holds the record for most consecutive starts in Bulls home openers - 10 ... member of the first-ever Chicago Bulls team after being drafted from the Baltimore Bullets in the 1966 expansion draft ... named Bulls head coach on 04/28/79 ... in second season as head coach (1980-81) advanced the Bulls to the second round of the playoffs in the team's first postseason appearance after a three-year absence.



10 BOB LOVE

SEASONS WITH BULLS: 11 (1968-1977)

JERSEY RETIRED: 01/14/84 at Chicago Stadium

BULLS CAREER HIGHLIGHTS: NBA All-Star 1971, 1972, 1973 ... All-NBA Second Team 1970-71, 1971-72 ... NBA All-Defensive Second Team 1971-72, 1973-74, 1974-75 ... Led the Bulls in scoring for seven straight seasons ... ranks third among Bulls all-time scorers (12,623 points) ... currently serves as the Bulls Director of Community Affairs, making over 300 visits annually to schools, social service agencies and charity organizations.



23 MICHAEL JORDAN

SEASONS WITH BULLS: 13 (1984-1993, 1994-1998)

JERSEY RETIRED: 11/01/94 at United Center (announced return to NBA on 03/18/95; announced second retirement on 01/13/99)

BULLS CAREER HIGHLIGHTS: Led the Bulls to six NBA World Championships (1991, 1992, 1993, 1996, 1997, 1998) ... NBA MVP 1987-88, 1990-91, 1991-92, 1995-96, 1997-98 ... NBA Finals MVP 1991, 1992, 1993, 1996, 1997, 1998 ... NBA All-Star Game MVP 1988, 1996, 1998 ... NBA Rookie of the Year 1984-85 ... NBA Defensive Player of the Year 1987-88 ... NBA All-Star 1985, 1986, 1987, 1988, 1989, 1990, 1991, 1992, 1993, 1996, 1997, 1998 ... named to the NBA's list of 50 greatest players in NBA history ... member of 1984 and 1992 USA Olympic gold medal-winning basketball teams ... led the league in scoring 10 times ... Bulls all-time leader in scoring (29,277 points), rebounds (5,836), assists (5,012), steals (2,306) and games played (930).



33 SCOTTIE PIPPEN

SEASONS WITH BULLS: 12 (1987-98, 2003-04)

JERSEY RETIRED: 12/09/05 at United Center

BULLS CAREER HIGHLIGHTS: Led the Bulls to six NBA titles (1991, 1992, 1993, 1996, 1997, 1998) ... made postseason in 11 of his 12 seasons with Chicago ... second in NBA history in playoff appearances with 208 ... member of the NBA All-Defensive Team from 1991-2000 (First Team member seven times) ... selected as one of the 50 Greatest Players in NBA History in 1996 ... seven-time NBA All-Star (1990, 1992, 1993, 1994, 1995, 1996, 1997) ... 1994 All-Star Game MVP ... made All-NBA seven-straight seasons (1992-98) ... two-time Olympic gold medal winner ... 20 career triple-doubles, including four in the playoffs ... ranks second in franchise history in 3FGA (2,031) and third in 3FGM (664).



COACH PHIL JACKSON

SEASONS WITH BULLS: 11 - Assistant Coach, 2 (1987-1989)

Head Coach, 9 (1989-1998)

HONORED: 05/05/99 at United Center

BULLS CAREER HIGHLIGHTS: Coached the Bulls to their first NBA World Championship in 1991 and followed it up with five other titles, including two "three-peats" - 1991, 1992, 1993, 1996, 1997, 1998 ... led the Bulls to the best-ever NBA record (72-10) in 1995-96 ... NBA Coach of the Year (1995-96) ... named one of the NBA's 10 greatest coaches on 12/07/96 ... reached 200 victories faster than any coach in NBA history (270 games) ... the winningest coach in Bulls history with a 545-193 (738) regular season coaching record; 111-41 (730) in the playoffs.



GENERAL MANAGER JERRY KRAUSE

SEASONS WITH BULLS: 18 (03/26/85 - 04/07/03)

HONORED: 10/31/03 at United Center

BULLS CAREER HIGHLIGHTS: Orchestrated the Bulls to six NBA World Championship (1991, 1992, 1993, 1996, 1997, 1998) ... named NBA Executive of the Year by his peers in 1987-88 and 1995-96 ... drafted Scottie Pippen, Charles Oakley, Horace Grant, B.J. Armstrong, Will Perdue, Toni Kukoc, Elton Brand, Ron Artest, Marcus Fizer, Jamal Crawford, Eddy Curry, Tyson Chandler and Jay Williams ... signed Ron Harper, John Paxson, Trent Tucker, Scott Williams, Steve Kerr, Bill Wennington, Jud Buechler, Randy Brown, Robert Parish, Brian Williams, Ron Mercer, Eddie Robinson, Charles Oakley, Greg Anthony, Corie Blount and Donyell Marshall as free agents and traded for Bill Cartwright, Luc Longley and Dennis Rodman ... coaching hires include Doug Collins, Phil Jackson, Tim Floyd and Bill Cartwright.





COACH AND BROADCASTER

JOHNNY "RED" KERR

SEASONS WITH BULLS: 35

HONORED: 02/10/09 at United Center

BULLS CAREER HIGHLIGHTS: Served as the team's first head coach in 1966-67 ... named NBA Coach of the Year following the Bulls inaugural season ... he is the only head coach in NBA history to guide an expansion team into the playoffs during its first season of play ... served as the team's business manager for two seasons (1973-75) ... beginning in 1977-78, he called Bulls basketball on TV and radio for 32 seasons ... received the 2009 John W. Bunn Lifetime Achievement Award from the Naismith Memorial Basketball Hall of Fame.

BASKETBALL HALL OF FAME INDUCTEES



PHIL JACKSON
SEPTEMBER 7, 2007



MICHAEL JORDAN
SEPTEMBER 11, 2009



SCOTTIE PIPPEN
AUGUST 13, 2010



DENNIS RODMAN
AUGUST 12, 2011



ARTIS GILMORE
AUGUST 12, 2011



TEX WINTER
AUGUST 12, 2011



CHET WALKER
SEPTEMBER 7, 2012



JERRY REINSDORF
SEPTEMBER 10, 2016



1991 NBA CHAMPIONS

REGULAR SEASON RECORD: 61-21 (.744)

PLAYOFF RECORD: 15-2 (.882)


HEAD COACH: Phil Jackson

ASSISTANT COACHES: Johnny Bach,
Jim Cleamons, Tex Winter

STARTERS: Bill Cartwright, Horace Grant,
Michael Jordan, John Paxson, Scottie Pippen

RESERVES: B.J. Armstrong, Craig Hodges,
Dennis Hopson, Stacey King, Cliff Levingston,
Will Perdue, Scott Williams

NOTES: Defeated New York (3-0), Philadelphia (4-1), Detroit (4-0) and L.A. Lakers (4-1) en route to the franchise's first world championship ... posted the best playoff winning percentage by a team in franchise history ... set the NBA playoff record for most consecutive games won at home (all playoff series) with 15 ... set the Finals record for field goal percentage in Game 1, hitting .617 (50-81) from the floor ... Michael Jordan named Finals Most Valuable Player.





1992 NBA CHAMPIONS

REGULAR SEASON RECORD: 67-15 (.817)

PLAYOFF RECORD: 15-7 (.682)

HEAD COACH: Phil Jackson

ASSISTANT COACHES: Johnny Bach,
Jim Cleamons, Tex Winter

STARTERS: Bill Cartwright, Horace Grant,
Michael Jordan, John Paxson, Scottie Pippen

RESERVES: B.J. Armstrong, Bobby Hansen, Craig Hodges, Stacey King,
Cliff Levingston, Will Perdue, Scott Williams

NOTES: Defeated Miami (3-0), New York (4-3), Cleveland (4-2) and Portland (4-2) en route to the franchise's second straight world championship ... Michael Jordan tied the then Finals record of six three-point field goals made in Game 1 ... Jordan named Finals Most Valuable Player.



FRONT OFFICE

BASKETBALL OPS.

PLAYERS

THE NBA

OPPONENTS

2015-16 SEASON

RECORDS

PLAYOFFS

HISTORY

COMMUNITY

MEDIA



1993 NBA CHAMPIONS

REGULAR SEASON RECORD: 57-25 (.695)

PLAYOFF RECORD: 15-4 (.789)

HEAD COACH: Phil Jackson

ASSISTANT COACHES: Johnny Bach,
Jim Cleamons, Tex Winter

STARTERS: B.J. Armstrong, Bill Cartwright,
Horace Grant, Michael Jordan, Scottie Pippen

RESERVES: Stacey King, Rodney McCray, Ed Nealy, John
Paxson, Will Perdue, Trent Tucker, Darrell Walker, Corey Williams,
Scott Williams

NOTES: Defeated Atlanta (3-0), Cleveland (4-0), New York (4-2) and Phoenix (4-2) en route to the franchise's third straight world championship ... won the first two games of the Finals at Phoenix, becoming the first team ever to open a Finals series 2-0 on the road ... Michael Jordan scored the second-most points in Finals history with 55 in Game 4 ... Jordan also finished with the highest scoring average (41.0 ppg) in a single Finals series ... Jordan also set the Finals record for most consecutive games of 40-plus points with four (Games 2-5) ... Jordan named Finals Most Valuable Player.





1996 NBA CHAMPIONS

REGULAR SEASON RECORD: 72-10 (.878)

PLAYOFF RECORD: 15-3 (.833)

HEAD COACH: Phil Jackson

ASSISTANT COACHES: Jim Cleamons,
John Paxson, Jimmy Rodgers, Tex Winter

STARTERS: Ron Harper, Michael Jordan, Luc Longley,
Scottie Pippen, Dennis Rodman

RESERVES: Randy Brown, Jud Buechler, Jason Caffey, James Edwards, Jack Haley,
Steve Kerr, Toni Kukoc, John Salley, Dickey Simpkins, Bill Wennington

NOTES: Defeated Miami (3-0), New York (4-1), Orlando (4-0) and Seattle (4-2) en route to the franchise's fourth world championship ... Dennis Rodman grabbed a Finals record 11 offensive rebounds in Game 2 and again in Game 6 ... first title won at the United Center ... Michael Jordan named Finals Most Valuable Player.





1997 NBA CHAMPIONS

REGULAR SEASON RECORD: 69-13 (.841)

PLAYOFF RECORD: 15-4 (.789)


HEAD COACH: Phil Jackson

ASSISTANT COACHES: Bill Cartwright,
Frank Hamblen, Jimmy Rodgers, Tex Winter

STARTERS: Ron Harper, Michael Jordan,
Luc Longley, Scottie Pippen, Dennis Rodman

RESERVES: Randy Brown, Jud Buechler, Jason Caffey,
Steve Kerr, Toni Kukoc, Robert Parish, Dickey Simpkins, Bill Wennington, Brian Williams

NOTES: Defeated Washington (3-0), Atlanta (4-1), Miami (4-1) and Utah (4-2) en route to the franchise's second straight and fifth overall world championship ... Michael Jordan named Finals Most Valuable Player.





1998 NBA CHAMPIONS

REGULAR SEASON RECORD: 62-20 (.756)

PLAYOFF RECORD: 15-6 (.714)

HEAD COACH: Phil Jackson

ASSISTANT COACHES: Bill Cartwright,
Frank Hamblen, Jimmy Rodgers, Tex Winter

STARTERS: Ron Harper, Michael Jordan, Toni Kukoc,
Luc Longley, Scottie Pippen

RESERVES: Keith Booth, Randy Brown, Jud Buechler, Scott Burrell,
Steve Kerr, Joe Kleine, Rusty LaRue, Dennis Rodman, Dickey Simpkins, Bill Wennington

NOTES: Defeated New Jersey (3-0), Charlotte (4-1), Indiana (4-3) and Utah (4-2) en route to the franchise's third straight and sixth overall world championship ... held Utah to a Finals record-low 54 points and recorded the largest margin of victory in a Finals game (42 points) in Game 3 ... Michael Jordan named Finals Most Valuable Player.





INTERNATIONAL AMPHITHEATRE HISTORY

The International Amphitheatre opened in 1934 adjacent to the Union Stock Yard on Chicago's south side. Built for \$1.5 million, the venue hosted a myriad of conventions, trade shows, concerts and sporting events. Professional sports franchises that called the Amphitheatre home include the NBA's Chicago Packers (1961-62), the Chicago Bulls (1966-67) and the World Hockey Association's Chicago Cougars (1972-75).

It was the site of Bulls home games during their inaugural season before the team moved to the Chicago Stadium. The Bulls compiled a 17-19 record in their brief tenure at the Amphitheatre.

The Amphitheatre helped mark Chicago as a convention capital. The building hosted three Democratic and two Republican National Conventions between 1952 and 1968. Other events held at the Amphitheatre include Ringling Brothers and Barnum Bailey Circuses, shows by Elvis Presley, Frank Sinatra, The Beatles, Black Sabbath, The Who and numerous theatrical performances.

The Amphitheatre was sold to a real-estate investor in 1983 and control was later transferred to the City of Chicago. It was demolished in 1999.

INTERNATIONAL AMPHITHEATRE FACTS & FIGURES

Seating capacity: 9,000 for basketball

First Bulls game: The Chicago Bulls defeated the San Francisco Warriors, 119-116, on Oct. 18, 1966

Last Bulls game: The Chicago Bulls defeated the San Francisco Warriors, 120-117, on Mar. 19, 1967

Largest Bulls game: 9,136 on Dec. 30, 1966 against the Boston Celtics

Most points scored in a game by a player: 48 by Rick Barry on Feb. 5, 1967

Most points scored in a game by a Bull: 39 by Guy Rodgers (two times)

INTERNATIONAL AMPHITHEATRE NOTES

- Elvis Presley performed at the Amphitheatre in 1957.
- The Beatles played two shows at the Amphitheatre (Sept. 5, 1964 and Aug. 12, 1966).
- Professional boxer Joe Frazier fought his final match at the Amphitheatre on Dec. 3, 1981, a draw against Floyd Cummings.



CHICAGO STADIUM HISTORY

Opened on March 28, 1929, the Chicago Stadium served host to numerous sporting events, concerts and political conventions. Built at a cost of \$7 million, the Madhouse on Madison served as the home of the Chicago Bulls (1967-1994) and the Chicago Blackhawks (1929-1994) through the end of their respective seasons in 1994.

Over the years, the Stadium played host to the NBA, the NHL, the NASL and MISL, and even the NFL. On Dec. 15, 1930, the Chicago Bears and the St. Louis Cardinals played the NFL's first indoor football game on an 80-yard field. The game, played as an exhibition contest that the Bears won 9-7, served as a charity game to aid those affected by the Great Depression. Just over two years later, on Dec. 18, 1932, the Bears returned to play the Portsmouth (Ohio) Spartans in the 1932 NFL Championship Game. In front of 11,198 fans, Bronko Nagurski found Red Grange on a two-yard touchdown pass to help lead the Bears to a 9-0 win and claim the NFL Championship.

For 65 years, the Chicago Blackhawks called historic Chicago Stadium home. After playing their inaugural season at International Amphitheatre in 1966-67, the Chicago Bulls moved to the west side in the fall of 1967. Between the two teams, the Stadium hosted 10 Stanley Cup Finals and three NBA Finals. The Stadium, which was located at 1800 W. Madison Street, was demolished in February of 1995.

CHICAGO STADIUM FACTS & FIGURES

Seating capacity: 18,676 for basketball and 17,317 for hockey

First sporting event: Tommy Loughran defended his light heavyweight title against Mickey Walker before 14,554 fans on March 28, 1929

First Bulls game: The St. Louis Hawks defeated the Chicago Bulls 104-98 on Feb. 11, 1967

Last Bulls game: Game 6 of the Eastern Conference Semifinals, a 93-79 Bulls win over the New York Knicks on May 20, 1994

Largest Bulls game: 21,652 on April 8, 1977 against the Houston Rockets

Most points scored in a game by a player: 68 by Wilt Chamberlain on Dec. 16, 1967

Most rebounds in a game by a player: 37 by Tom Boerwinkle on Jan. 8, 1970

First Blackhawks game: 3-1 victory over the Pittsburgh Pirates on Dec. 15, 1929

Last Blackhawks game: Game 6 of the Conference Quarterfinals, a 1-0 defeat to the Toronto Maple Leafs on April 28, 1994

Largest Blackhawks game: 20,960 on April 10, 1982 versus the Minnesota North Stars

Championships won at the Stadium: 1934 Stanley Cup, 1938 Stanley Cup, 1992 NBA Finals

- Site of the 1973 and 1988 NBA All-Star Games, and the NHL All-Star Game in 1948, 1961, 1974 and 1991
- Hosted the funeral of Chicago Mayor Anton J. Cermak on March 10, 1933
- Hosted the Democratic National Convention in 1932, 1940 and 1944, as well as the Republican National Convention in 1932 and 1944
- Home of the "famous" 3,663-pipe Barton organ
- Was the first major arena equipped with an air conditioning system





UNITED CENTER HISTORY

Following more than two years of construction, the United Center officially opened its doors on Aug. 18, 1994. The end result produced the largest arena in the United States (in physical size, not capacity), covering more than 960,000 square feet and sitting on 46 acres west of the Chicago Loop, and one block west of the former site of Chicago Stadium.

The building held its first major event on August 29, when it played host to the WWF's SummerSlam, while the Bulls opened the UC playing the first-ever regular season game in the building on Nov. 4, 1994. Before a record Bulls crowd of 22,313, Chicago defeated the Charlotte Hornets 89-83, as Scottie Pippen led the way with a game-high 22 points.

Home to the Bulls and the Chicago Blackhawks, for more than 80 games a year, the building holds 20,917 for Bulls games and 19,917 for Blackhawks contests.

Annually, the United Center hosts in upwards of 200 events. In addition to the Bulls and Blackhawks, the building has hosted the 1996 Democratic National Convention, The Rolling Stones, Frank Sinatra, Madonna, Bruce Springsteen and the E Street Band, Paul McCartney, U2, The Who, The Three Tenors, Ringling Brothers and Barnum & Bailey Circuses, Disney on Ice, the Big Ten Men's Basketball Tournament and the Men's NCAA Basketball Tournament.

UNITED CENTER FACTS & FIGURES

Seating capacity: 20,917 for basketball and 19,917 for hockey

First sporting event: WWF's SummerSlam on Aug. 29, 1994

First Bulls game: The Bulls defeated the Charlotte Hornets 89-83 on Nov. 4, 1994

Largest Bulls game: 24,544 (11 times, most recently June 13, 1997 vs. Utah)

Most points scored in a game by a player: 57 by Jerry Stackhouse on April 3, 2001

Most rebounds in a game by a player: 29 by Dennis Rodman on Dec. 27, 1997

First Blackhawks game: 5-1 victory over the Edmonton Oilers on Jan. 25, 1995

Bulls Championships clinched at the United Center: 1996 NBA Finals, 1997 NBA Finals

Hosted the NBA Finals from 1996-1998, as well as the 2010, 2013 and 2015 Stanley Cup Finals





CHICAGO BULLS OWNERSHIP HISTORY



Jerry Colangelo, Dick Klein, Johnny "Red" Kerr

DICK KLEIN
JANUARY, 1966



ARTHUR WIRTZ/LESTER CROWN
AUGUST, 1972



JERRY REINSDORF
MARCH, 1985

FRONT OFFICE

BASKETBALL OPS.

PLAYERS

THE NBA

OPPONENTS

2015-16 SEASON

RECORDS

PLAYOFFS

HISTORY

COMMUNITY

MEDIA

**1966**

Sept. 7, 1966	Obtained guard Guy Rodgers from San Francisco for cash, a draft choice and guards Jim King and Jeff Mullins.
Oct. 14, 1966	Sold guard John Barnhill to Baltimore; sold center Nate Bowman to Philadelphia.
Nov. 25, 1966	Traded forward Len Chappell to Cincinnati for center George Wilson.

1967

May 1, 1967	Lost forward Don Kojis, guard Gerry Ward and center George Wilson to the expansion draft.
Aug. 1967	Signed Craig Spitzer as a free agent.
Oct. 2, 1967	Obtained center Reg Harding from Detroit for cash and a draft choice.
Oct. 20, 1967	Obtained guard Flynn Robinson for cash and two draft choices from Cincinnati for guard Guy Rodgers.
Nov. 1, 1967	Acquired Ken Wilburn from Trenton (EBL).
Nov. 2, 1967	Placed Jim Burns on waivers.
Nov. 28, 1967	Placed Reg Harding on waivers.

1968

Jan. 9, 1968	Obtained center Jim Barnes and a draft choice from Los Angeles for center Erwin Mueller.
Apr. 23, 1968	Johnny "Red" Kerr resigned as Head Coach.
May 6, 1968	Lost forward McCoy McLemore, forward Dave Schellhase and center Craig Spitzer to the expansion draft.
May 27, 1968	Hired Dick Motta as Head Coach.
Sept. 23, 1968	Obtained center Erwin Mueller from Los Angeles for forward Keith Erickson.
Nov. 7, 1968	Obtained forward Bob Love and guard Bob Weiss from Milwaukee for guard Flynn Robinson.
Dec. 1, 1968	Sold Jim Barnes to Boston.

1969

Jan. 31, 1969	Sold Erwin Mueller to Seattle for cash and a draft choice.
Sept. 2, 1969	Obtained guard Shaler Halimon and forward Chet Walker from Philadelphia for forward Jim Washington and future considerations.
Sept. 5, 1969	Obtained center Bob Kauffman and a third-round draft choice from Seattle for forward Bob Boozer and forward Barry Clemens.
Sept. 9, 1969	Traded Mike Lynn to Los Angeles for a draft choice.
Oct. 12, 1969	Obtained center Walt Wesley and a draft choice from Cincinnati for guard Norm Van Lier and center Dave Newmark.
Oct. 14, 1969	Obtained Al Tucker off waivers.

1970

Jan. 5, 1970	Obtained Ed Manning from Baltimore for Al Tucker.
Apr. 23, 1970	Obtained center Jim Fox and a draft choice from Phoenix for guard Clem Haskins.
May 11, 1970	Lost forward Loy Peterson, forward Ed Manning and center Walt Wesley to the expansion draft; Bob Kauffman traded to Philadelphia.
Sept. 15, 1970	Signed free agent A.W. Holt.
Oct. 16, 1970	Obtained guard Matt Guokas from Philadelphia for a draft choice.
Oct. 20, 1970	Traded Shaler Halimon to Portland for second-round draft pick in 1971; signed free agent Jim King.

1971

Jan. 9, 1971	Traded Dick Gibbs to San Diego for future draft choice.
Jan. 20, 1971	Obtained forward Howard Porter from the Pittsburgh Condors (ABA) for center Paul Ruffner and cash.
Jan. 26, 1971	Waived A.W. Holt.
Apr. 15, 1971	Released George T. Johnson.
May 14, 1971	Obtained forward Charlie Paulk from Cincinnati for guard Matt Guokas and a draft choice.
Nov. 9, 1971	Obtained guard Norm Van Lier and a draft choice from Cincinnati for center Jim Fox and a draft choice.
Dec. 10, 1971	Traded Charles Paulk to New York for a future draft choice.

1972

Aug. 9, 1972	Acquired Pome Murray from Baltimore.
Oct. 18, 1972	Obtained center Dennis Awtrey from Philadelphia for a draft choice and cash.
Oct. 20, 1972	Obtained forward Gar Heard and a draft choice from Seattle for forward Kennedy McIntosh.

1973

Sept. 4, 1973	Obtained John Tresvant from Capital for cash and a future draft choice.
Sept. 10, 1973	Obtained forward John Hummer and a draft choice from Buffalo for forward Gar Heard and center Kevin Kunnert.
Sept. 14, 1973	Obtained guard Rick Adelman from Portland for a draft choice and cash.
Oct. 8, 1973	Waived Mark Sibley.

**1974**

Jan. 7, 1974	Traded forward John Hummer to Seattle for a draft choice and cash.
Feb. 13, 1974	Traded Larry Cannon to Philadelphia for a future draft choice.
May 20, 1974	Lost center Dennis Awtrey to the expansion draft.
May 28, 1974	Traded forward Howard Porter for a 1974 first-round draft choice and cash.
Sept. 3, 1974	Obtained center Nate Thurmond from Golden State for center Clifford Ray, a draft choice and cash.
Sept. 4, 1974	Obtained guard Matt Guokas and two draft choices from Buffalo for guard Bob Weiss.
Sept. 12, 1974	Signed free agent Bill Hewitt.
Sept. 18, 1974	Obtained Mickey Johnson from Portland for a future draft choice.
Nov. 11, 1974	Obtained forward John Block from New Orleans for guard Rick Adelman.
Nov. 27, 1974	Waived Bill Hewitt.

1975

Sept. 5, 1975	Obtained Fred Foster from Cleveland for a 1976 draft choice.
Nov. 27, 1975	Traded forward Rowland Garrett and center Nate Thurmond to Cleveland for forward Eric Fernsten and center Steve Patterson; obtained Jack Marin from Buffalo for a draft choice.
Dec. 9, 1975	Traded Matt Guokas to Kansas City for 1977 second- and third-round draft picks.

1976

Aug. 5, 1976	Selected Artis Gilmore No. 1 in the ABA Dispersal Draft.
Aug. 25, 1976	Hired Ed Badger as the third Head Coach in the history of the franchise.
Sept. 13, 1976	Obtained Tom Kropp from Washington for future considerations.
Sept. 15, 1976	Released Steve Patterson.
Oct. 4, 1976	Traded Allen Murphy to Los Angeles for a future draft choice.
Oct. 13, 1976	John Block retired.
Oct. 16, 1976	Signed free agent Paul McCracken.
Oct. 18, 1976	Waived Bobby Wilson.
Oct. 21, 1976	Waived Leon Benbow.
Oct. 28, 1976	Released Willie Smith.
Oct. 29, 1976	Signed free agent Wilbur Holland.
Nov. 18, 1976	Acquired John Mengelt from Detroit.
Nov. 19, 1976	Waived Paul McCracken; released Eric Fernsten.
Nov. 30, 1976	Traded Bob Love to the N.Y. Nets for 1977 second-round pick and cash.
Dec. 13, 1976	Waived Dallas Smith.

1977

Jan. 11, 1977	Signed free agent Phil Hicks.
Jan. 21, 1977	Waived Phil Hicks; re-signed free agent Hicks.
Feb. 1, 1977	Waived Phil Hicks.
Feb. 2, 1977	Signed Leon Benbow and placed him on injured list.
Feb. 3, 1977	Signed free agent Phil Hicks.
Sept. 7, 1977	Released Keith Starr.
Oct. 5, 1977	Waived Leon Benbow.
Oct. 6, 1977	Waived Phil Hicks.
Oct. 14, 1977	Waived John Laskowski.
Oct. 16, 1977	Signed free agent Nick Weatherspoon.
Oct. 17, 1977	Waived Cliff Pondexter and Tom Kropp; Acquired Glenn Hansen from New Orleans for a 1978 draft choice.
Nov. 14, 1977	Waived Glenn Hansen.
Dec. 8, 1977	Signed free agent Jim Ard.

1978

Jan. 7, 1978	Placed Jim Ard on injured list; signed free agent Cliff Pondexter.
Jan. 23, 1978	Signed free agent Cazzie Russell; waived Nick Weatherspoon.
Feb. 17, 1978	Placed Scott May on injured list; signed free agent Derrek Dickey.
May 12, 1978	Hired Rod Thorn as General Manager.
June 6, 1978	Hired Larry Costello as the fourth Head Coach in team history.
Aug. 10, 1978	Waived Cliff Pondexter.
Aug. 11, 1978	Traded Chuck Jura to Cleveland for future considerations.
Aug. 24, 1978	Traded Derrek Dickey to Los Angeles for future considerations.
Sept. 1, 1978	Hired Scotty Robertson as Assistant Coach.
Oct. 9, 1978	Obtained John Brown from Atlanta for future draft considerations.
Oct. 11, 1978	Obtained Charles Dudley from Golden State for future considerations; waived Jim Ard; waived Norm Van Lier.
Oct. 12, 1978	Placed Tate Armstrong and Len Kosmalksi on injured list; placed Tom Boerwinkle on suspended list.



1978 (CONT.)

Oct. 13, 1978	Obtained Andre Wakefield off waivers from Phoenix.
Oct. 25, 1978	Signed free agent Ollie Johnson.
Oct. 26, 1978	Obtained Scott Lloyd from San Diego for a 1981 draft choice; waived Andre Wakefield.
Nov. 29, 1978	Waived Tom Boerwinkle.

1979

Jan. 2, 1979	Waived Len Kosmalski and Steve Sheppard.
Feb. 16, 1979	Larry Costello fired as Head Coach; Scotty Robertson named Interim Coach.
Apr. 28, 1979	Hired Jerry Sloan as Head Coach.
June 22, 1979	Traded Wilbur Holland to Utah for Rickey Williams.
June 23, 1979	Acquired two 1979 draft choices from Denver.
June 28, 1979	Hired Phil Johnson as Assistant Coach.
July 17, 1979	Signed free agent Mickey Johnson.
July 18, 1979	Signed free agent Delmer Beshore.
Aug. 2, 1979	Signed free agent Coby Dietrick.
Aug. 28, 1979	Acquired Ricky Sobers from Indiana (compensation for Mickey Johnson).
Sept. 5, 1979	Obtained Coby Dietrick from San Antonio for Tate Armstrong and cash.
Sept. 15, 1979	Signed free agent Roger Brown.
Sept. 16, 1979	Signed No. 1 pick Dave Greenwood.
Sept. 25, 1979	Waived Charles Dudley.
Oct. 12, 1979	Signed free agent Sam Smith.
Oct. 20, 1979	Signed free agent Dennis Awtry.
Dec. 4, 1979	Waived Roger Brown.
Dec. 5, 1979	Signed free agent Dwight Jones.

1980

Feb. 4, 1980	Waived Sam Smith.
Feb. 13, 1980	Traded Mark Lansberger to Los Angeles for Oliver Mack and two second-round draft choices (1980 and 1981).
June 9, 1980	Traded rights to Cedrick Hordges to Denver for future draft considerations.
June 10, 1980	Traded rights to Calvin Garrett to Houston for a 1982 draft choice; traded No. 1 pick Kelvin Ransey to Portland for Ronnie Lester and a future draft choice.
Aug. 1, 1980	Signed free agent Jeff Wilkins.
Aug. 12, 1980	Signed free agent Rickey Green.
Aug. 14, 1980	Signed free agent Dennis Awtry.
Aug. 15, 1980	Seattle agreed to compensate Bulls with future draft considerations for signing Awtry.
Sept. 9, 1980	Waived John Mengelt.
Sept. 12, 1980	Signed free agent Larry Kenon; sent two 1981 second-round draft choices and cash to San Antonio as compensation.
Oct. 6, 1980	Waived Jeff Wilkins and Ron Charles.
Oct. 8, 1980	Bobby Wilkerson sold to Bulls from Denver; waived Rickey Green.
Oct. 9, 1980	Placed Ronnie Lester on the injured list.
Oct. 23, 1980	Activated Ronnie Lester off the injured list; waived Oliver Mack.
Nov. 3, 1980	Placed Ronnie Lester on the injured list; signed Ricky Sobers.
Nov. 21, 1980	Veteran free agent Ollie Johnson signed with Philadelphia; Bulls received cash from Philadelphia as compensation.

1981

Mar. 6, 1981	Activated Ronnie Lester off the injured list; placed Scott May on the injured list.
June 8, 1981	Acquired a 1981 and a 1982 draft choice from Atlanta in exchange for two 1981 draft choices.
June 10, 1981	Acquired the draft rights to Mike Oliver from Indiana for the draft rights to Ray Blume and a draft choice.
June 20, 1981	Veteran free agent Bobby Wilkerson signed with Cleveland.
Aug. 13, 1981	Signed free agent Steve Hayes.
Sept. 9, 1981	Signed free agent Jackie Robinson.
Oct. 1, 1981	Acquired Johnny High from Phoenix for a 1983 third-round draft pick.
Oct. 2, 1981	Acquired the draft rights to Terry Stotts from Houston for cash.
Oct. 12, 1981	Waived Terry Stotts.
Oct. 20, 1981	Waived Johnny High.
Oct. 27, 1981	Waived Scott May.
Oct. 28, 1981	Waived Sam Worthen.
Nov. 6, 1981	Signed No. 1 pick Orlando Woolridge; waived Steve Hayes.
Dec. 9, 1981	Acquired Tracy Jackson from Boston for cash.
Dec. 11, 1981	Waived Roger Burkman.
Dec. 22, 1981	Waived Jackie Robinson.

**1982**

Feb. 17, 1982	Fired Head Coach Jerry Sloan.
June 23, 1982	Named Paul Westhead as Head Coach; traded a 1982 second-round draft choice to Golden State for a future second-round draft choice.
July 13, 1982	Named Don Casey as Assistant Coach.
July 22, 1982	Traded Artis Gilmore to San Antonio for Dave Corzine and Mark Olberding.
Aug. 1, 1982	Named Mike Thibault as Assistant Coach.
Oct. 2, 1982	Signed Dudley Bradley as a free agent for a conditional third-round pick in 1983 to Phoenix.
Oct. 8, 1982	Traded Ray Blume to San Diego for future considerations.
Oct. 22, 1982	Waived Tom Burleson and Ricky Frazier.
Oct. 26, 1982	Released James Wilkes and Mark Davis.
Nov. 23, 1982	Waived Larry Kenon.

1983

Jan. 18, 1983	Traded Coby Dietrick to San Antonio for a 1983 fourth-round draft choice.
Jan. 24, 1983	Traded Ricky Sobers to Washington for a second-round draft choice in 1984 and 1985.
Feb. 15, 1983	Traded Dwight Jones to Los Angeles for cash and a future second-round draft choice.
Feb. 17, 1983	Signed free agent Jawann Oldham.
Mar. 2, 1983	Placed Orlando Woolridge on the injured list; signed Larry Spriggs to a 10-day contract.
Mar. 6, 1983	Placed Ronnie Lester on the injured list; signed Mike Bratz to a 10-day contract.
Mar. 12, 1983	Signed Larry Spriggs to a second 10-day contract.
Mar. 16, 1983	Signed Mike Bratz to a 10-day contract.
Mar. 22, 1983	Signed Larry Spriggs for remainder of the season.
Mar. 26, 1983	Signed Mike Bratz for remainder of the season.
May 10, 1983	Fired Head Coach Paul Westhead.
June 7, 1983	Signed Kevin Loughery as Head Coach.
Sept. 30, 1983	Mike Bratz signed with Golden State for a 1984 fourth-round draft choice.
Oct. 25, 1983	Waived Dudley Bradley and Tracey Jackson.

1984

Feb. 15, 1984	Traded Reggie Theus to Kansas City for Steve Johnson and three second-round draft choices (one in 1984 and two in 1985).
Aug. 11, 1984	Traded Mitchell Wiggins and 1985 second- and third-round draft picks to Houston for Caldwell Jones.
Sept. 12, 1984	Signed No. 1 draft pick Michael Jordan.
Sept. 14, 1984	Signed free agent Charles Jones.
Oct. 26, 1984	Signed free agent Wes Matthews.
Nov. 16, 1984	Waived Ronnie Lester and Charles Jones.

1985

Jan. 14, 1985	Signed free agent Chris Engler to a 10-day contract.
Jan. 24, 1985	Signed free agent Chris Engler to a second 10-day contract.
Feb. 12, 1985	Waived Chris Engler.
Mar. 13, 1985	Jerry Reinsdorf takes over as owner.
Mar. 26, 1985	Released General Manager Rod Thorn; hired Jerry Krause as Vice President/Basketball Operations.
May 28, 1985	Fired Head Coach Kevin Loughery and Assistants Bill Blair and Fred Carter.
June 17, 1985	Signed Stan Albeck as Head Coach; traded forward Steve Johnson and a second-round pick to San Antonio for Gene Banks.
June 18, 1985	Traded No. 1 pick Keith Lee and guard Ennis Whatley to Cleveland for forward Charles Oakley (ninth overall) and second-round pick Calvin Duncan (30th overall).
July 8, 1985	Signed Tex Winter as Assistant Coach.
Aug. 7, 1985	Signed Murray Arnold as Assistant Coach.
Aug. 11, 1985	Signed Charles Oakley.
Aug. 14, 1985	Signed free agent Billy McKinney.
Oct. 1, 1985	Portland signed free-agent center Caldwell Jones to an offer sheet; Bulls agreed not to exercise right of first refusal in exchange for a Portland 1987 second-round draft pick.
Oct. 4, 1985	Signed free agent guard Kyle Macy to an offer sheet; Phoenix agreed not to exercise right of first refusal in exchange for two future second-round draft picks.
Oct. 24, 1985	Waived forward Rod Higgins; traded forward David Greenwood to San Antonio for George Gervin.
Oct. 25, 1985	Placed guard Quintin Dailey on the injured list.
Oct. 29, 1985	Signed free agent guard John Paxson to an offer sheet; San Antonio agreed not to exercise right of first refusal in exchange for cash.
Nov. 5, 1985	Guard Michael Jordan placed on injured list (broken navicular tarsal bone suffered at Golden State 10/29/85); signed free agent guard Ron Brewer; waived guard Ron Brewer.
Nov. 18, 1985	Activated guard Quintin Dailey off the injured list.
Dec. 17, 1985	Billy McKinney retired and joined the Bulls coaching staff.



1986

Feb. 5, 1986	Placed guard Quintin Dailey on the suspended list.
Feb. 12, 1986	Signed guard Michael Holton (CBA-Florida) to a 10-day contract.
Feb. 22, 1986	Signed guard Michael Holton to a second 10-day contract; signed guard Tony Brown (CBA-Kansas City) to a 10-day contract; placed center Jawann Oldham on injured list (broken left cheek bone).
Mar. 1, 1986	Signed guard Michael Holton to contract for remainder of the season; signed guard Tony Brown to a second 10-day contract.
Mar. 5, 1986	Placed Dave Corzine on injured list (broken left hand); activated center Jawann Oldham.
Mar. 13, 1986	Waived guard Tony Brown.
Mar. 14, 1986	Placed center Jawann Oldham on injured list (re-injured left cheek bone); signed forward Rod Higgins (CBA - Tampa Bay) to a 10-day contract; activated guard Michael Jordan.
Mar. 24, 1986	Signed forward Rod Higgins to a second 10-day contract.
Mar. 27, 1986	Waived forward Rod Higgins.
Apr. 13, 1986	Returned center Jawann Oldham to playoff roster; replaced Michael Holton with Jawann Oldham on playoff roster.
May 19, 1986	Fired Stan Albeck and named Doug Collins as Head Coach.
May 27, 1986	Released Assistant Coach Mike Thibault.
June 17, 1986	Allowed Quintin Dailey to become a free agent by declining to exercise option clause; signed 1985 draft picks Mike Brown and Calvin Duncan; traded the draft rights of second-round pick Larry Krystkowiak and 1987 and 1992 second round picks to Portland for Steve Colter. Named Gene Littles and Johnny Bach as assistant coaches.
June 20, 1986	Free agent Michael Holton signed an offer sheet with Portland; Chicago agreed not to exercise right of first refusal in exchange for a 1992 second-round draft choice.
Aug. 5, 1986	Acquired Earl Cureton and Sacramento's second-round draft choice from Detroit for Sidney Green.
Aug. 22, 1986	Waived Calvin Duncan.
Aug. 27, 1986	Signed free agent Gene Banks to a new contract.
Sept. 9, 1986	Traded Kyle Macy to Indiana for two second-round draft choices.
Sept. 18, 1986	Jawann Oldham signed an offer sheet with New York and Chicago matched the offer.
Sept. 25, 1986	Signed 1986 first-round draft choice Brad Sellers.
Oct. 1, 1986	Agreed to forebear right of first refusal on Orlando Woolridge in exchange for a New Jersey Nets first-round draft choice and two second-round draft picks.
Oct. 2, 1986	Signed Elston Turner to an offer sheet and Denver agreed not to exercise its right of first refusal in exchange for a 1988 second-round draft choice.
Oct. 4, 1986	Acquired Granville Waiters from Houston for a future draft choice.
Oct. 23, 1986	Traded Jawann Oldham to New York for a 1987 first-round draft choice (Denver's first pick and future considerations); waived center Mike Smrek; placed Gene Banks on the injured list (suffered broken right foot on 10/21).
Oct. 30, 1986	Claimed Darren Daye off waivers.
Nov. 3, 1986	Waived Darren Daye and activated Gene Banks.
Dec. 8, 1986	Acquired Sedale Threatt from Philadelphia in exchange for Steve Colter and a future second-round draft pick.
Dec. 31, 1986	

1987

Jan. 9, 1987	Placed Sedale Threatt on the injured list (broken right ring finger).
Jan. 10, 1987	Signed Fred Cofield to a 10-day contract.
Jan. 20, 1987	Signed Fred Cofield to a second 10-day contract.
Jan. 29, 1987	Released Fred Cofield and signed Perry Young to a 10-day contract.
Feb. 9, 1987	Signed Perry Young to a second 10-day contract.
Feb. 11, 1987	Traded Earl Cureton to the L.A. Clippers for a 1989 draft choice.
Feb. 13, 1987	Activated Sedale Threatt and released Perry Young.
Feb. 15, 1987	Acquired Ben Poquette from Cleveland in exchange for a future second-round draft choice.
June 9, 1987	Promoted Special Assignments Scout/Assistant Coach Billy McKinney to Assistant Vice President/Basketball Operations.
June 22, 1987	Acquired Artis Gilmore from San Antonio in exchange for a second-round pick.
Sept. 28, 1987	Extended Head Coach Doug Collins' contract throughout the 1989-90 season.
Oct. 1, 1987	Assistant Coach Gene Littles resigned to pursue other endeavors.
Oct. 8, 1987	Signed the following free agents and rookies to contracts: Dave Corzine, Rickie Winslow, Tony White, Anthony Wilson, Doug Altenberger, Ervin Leavy and Scott Meents.
Oct. 10, 1987	Named Phil Jackson as Assistant Coach.
Oct. 14, 1987	Signed Scottie Pippen.
Oct. 16, 1987	Waived Anthony Wilson and Ervin Leavy.
Oct. 19, 1987	Picked up Tom Sheehy off of waivers from Boston.
Oct. 22, 1987	Signed Horace Grant.
Oct. 26, 1987	Waived Scott Meents and Tom Sheehy.
Nov. 3, 1987	Waived Doug Altenberger and Pete Myers.
Nov. 9, 1987	Re-signed Granville Waiters; waived Rickie Winslow.
Nov. 12, 1987	Traded a 1988 second-round draft pick to New York for Rory Sparrow; waived Tony White.
Dec. 24, 1987	Waived Artis Gilmore.

**1988**

Feb. 25, 1988	Acquired Sam Vincent from Seattle for Sedale Threatt.
Mar. 2, 1988	Signed Elston Turner.
June 23, 1988	Lost Mike Brown to Charlotte in the Expansion Draft.
June 27, 1988	Traded Charles Oakley to New York for center Bill Cartwright and the exchange of 1988 first- and third-round draft choices.
July 21, 1988	Billy McKinney re-signed as Assistant Vice President/Basketball Operations.
July 25, 1988	Named Jim Stack Scout.
July 29, 1988	Signed first-round draft pick Will Perdue.
Aug. 1, 1988	Signed Sam Vincent to a new contract.
Sept. 7, 1988	Signed Jerry Krause to a multi-year contract.
Sept. 20, 1988	Signed Michael Jordan to a multi-year contract extension.
Oct. 7, 1988	Signed Mike Lang, Charles Davis, John Fox, Jack Haley, Anthony Jones, Derrick Lewis, Kevin McKenna, Ed Nealy, Ralph Tally, Jamie Waller and David Wood.
Oct. 10, 1988	Waived Mike Lang.
Oct. 12, 1988	Waived Jamie Waller.
Oct. 13, 1988	Waived Ralph Tally.
Oct. 20, 1988	Waived Kevin McKenna.
Oct. 25, 1988	Waived Derrick Lewis.
Oct. 26, 1988	Waived John Fox.
Nov. 3, 1988	Placed Scottie Pippen and Charles Davis on the injured list.
Nov. 17, 1988	Waived David Wood.
Nov. 18, 1988	Activated Scottie Pippen off the injured list.
Nov. 21, 1988	Waived Anthony Jones.
Nov. 29, 1988	Activated Charles Davis off the injured list.
Dec. 14, 1988	Traded Ed Nealy and a 1989 second-round draft pick to Phoenix for Craig Hodges.

1989

Apr. 16, 1989	Placed Craig Hodges on the injured list; signed Dominic Pressley to a 10-day contract.
Apr. 23, 1989	Activated Craig Hodges off the injured list; released Dominic Pressley.
June 15, 1989	Sam Vincent drafted by Orlando in the Expansion Draft.
June 26, 1989	Traded Brad Sellers to Seattle for the 18th pick in the College Draft.
June 27, 1989	Traded Dave Corzine to Orlando for the Magic's regular second-round draft choice in 1990 and the Magic's regular second-round draft choice in 1992. Seattle agreed not to draft B.J. Armstrong with the 16th and 17th choices in the first round of the draft in exchange for the Bulls' 1993 second-round pick; hired Clarence Gaines, Jr., as Scout/Special Assistant to Vice President/Basketball Operations Jerry Krause.
June 30, 1989	Extended the contract of Jim Stack as a Scout and gave him the additional responsibility of Special Assistant to Vice President/Basketball Operations Jerry Krause.
July 6, 1989	Terminated the contract of Head Coach Doug Collins.
July 10, 1989	Hired Phil Jackson as Head Coach.
July 27, 1989	Signed first-round draft pick Jeff Sanders.
Aug. 10, 1989	Hired Jim Clemons as Assistant Coach.
Aug. 24, 1989	Signed unrestricted free agent Craig Hodges to a multi-year contract.
Sept. 12, 1989	Signed first-round draft pick B.J. Armstrong.
Oct. 5, 1989	Signed the following free agents: Matt Brust, Mike Doktorczyk, Stewart Granger, Jimmy McClain, Adrian McKinnon, Greg Spurling, David Wood and Jack Haley. Acquired Ed Nealy from the Phoenix Suns for future draft considerations.
Oct. 11, 1989	Waived Jimmy McClain, Greg Spurling and David Wood.
Oct. 20, 1989	Waived Stewart Granger.
Oct. 31, 1989	Waived Matt Brust, Mike Doktorczyk and Adrian McKinnon.
Nov. 2, 1989	Placed Jeff Sanders on the injured list.
Dec. 18, 1989	Waived Jack Haley; activated Jeff Sanders off injured list.

1990

Mar. 25, 1990	Placed Craig Hodges on injured list with a lower back strain; signed Clifford Lett to a 10-day contract.
Apr. 4, 1990	Signed Clifford Lett to a second 10-day contract.
Apr. 14, 1990	Activated Craig Hodges off injured list; released Clifford Lett.
June 20, 1990	Trainer Mark Pfeil resigned.
June 26, 1990	Acquired Dennis Hopson from the New Jersey Nets for a 1990 first-round draft pick and the best of three 1992 second-round choices; renounced the rights to Charles Davis.
June 27, 1990	Named Herb Brown as European Representative/Assistant Coach/Scout.
July 20, 1990	Unrestricted free agent Ed Nealy signed with Phoenix.
July 25, 1990	Signed rookie/free agent Scott Williams.
Aug. 8, 1990	Named Robert "Chip" Schaefer as Trainer.
Aug. 11, 1990	Signed Horace Grant to a three-year contract extension.
Oct. 2, 1990	Signed the following players for training camp: Rodney Blake, Ben Gillery, Gary Massey, Craig Neal, Greg Spurling and Keith Williams.



1990 (CONT.)

Oct. 4, 1990	Signed unrestricted free agent Cliff Levingston.
Oct. 10, 1990	Signed Ben Mitchell; waived Rodney Blake.
Oct. 15, 1990	Waived Greg Spurling, Keith Williams and Craig Neal.
Oct. 19, 1990	Waived Ben Mitchell.
Oct. 29, 1990	Waived Ben Gillery and Gary Massey.

1991

June 17, 1991	Extended the contract of Scottie Pippen.
July 1, 1991	Renewed the option on the contract of Cliff Levingston, extending the contract through the 1991-92 season.
July 12, 1991	Re-signed John Paxson.
Aug. 26, 1991	Re-signed Bill Cartwright.
Sept. 26, 1991	Signed Mark Randall.
Sept. 27, 1991	Signed rookies and free agents Jerry Adams, Anthony Bowie, David Caldwell, Tony Harris, Chris Munk, Chuck Nevitt, John Potter, Ken Redfield, Oliver Taylor, Wayne Tinkle and Jamal Walker.
Sept. 30, 1991	Waived Jerry Adams, David Caldwell, Tony Harris, John Potter, Wayne Tinkle and Jamal Walker.
Oct. 14, 1991	Waived Ken Redfield.
Oct. 24, 1991	Waived Chris Munk and Oliver Taylor.
Oct. 30, 1991	Waived Chuck Nevitt and Anthony Bowie.
Nov. 4, 1991	Traded Dennis Hopson to Sacramento for Bobby Hansen and the Kings' 1992 second-round draft pick.
Nov. 7, 1991	Signed Rory Sparrow; placed Craig Hodges on the injured list with a sprained left knee.
Nov. 11, 1991	Signed Scott Williams and placed him on the suspended list.
Nov. 17, 1991	Signed Chuck Nevitt; placed Bill Cartwright on the injured list with a broken left hand.
Nov. 23, 1991	Waived Rory Sparrow; activated Scott Williams off suspended list.
Dec. 17, 1991	Waived Chuck Nevitt; activated Craig Hodges off the injured list.
Dec. 28, 1991	Waived Mark Randall; activated Bill Cartwright off the injured list.

1992

Mar. 30, 1992	Signed Phil Jackson to a three-year contract extension.
June 22, 1992	Did not exercise the option to guarantee Bobby Hansen's contract for the 1992-93 season.
July 7, 1992	Traded the rights to draft pick Litteral Green to Orlando for a 1993 second-round draft pick.
July 10, 1992	Waived Craig Hodges.
Aug. 12, 1992	Signed rookie Byron Houston.
Aug. 19, 1992	Signed rookie Corey Williams.
Aug. 20, 1992	Named Ivica Dukan as Supervisor of European Scouting.
Sept. 18, 1992	Traded Byron Houston to Golden State for the Warriors' 1993 first-round draft pick; traded that pick plus two future conditional second-round picks to Dallas for Rodney McCray.
Oct. 14, 1992	Waived Irving Thomas and Kelsey Weems.
Oct. 21, 1992	Waived Anderson Hunt.
Oct. 27, 1992	Waived Ricky Blanton.
Oct. 28, 1992	Waived Joe Courtney and Keith Tower.
Nov. 4, 1992	Waived Jo Jo English and Gerald Madkins.
Dec. 2, 1992	Placed Corey Williams on the injured list with abdominal strain; signed Jo Jo English.
Dec. 15, 1992	Activated Corey Williams off the injured list and waived Jo Jo English.

1993

Jan. 8, 1993	Placed Scott Williams on the injured list with tendonitis in right knee.
Jan. 12, 1993	Signed Joe Courtney to a 10-day contract.
Jan. 18, 1993	Activated Scott Williams off the injured list and placed Rodney McCray on the injured list with a sprained right knee; signed Joe Courtney to a second 10-day contract.
Jan. 28, 1993	Joe Courtney's second 10-day contract expired; signed Darrell Walker to a 10-day contract.
Feb. 7, 1993	Signed Darrell Walker to a second 10-day contract.
Feb. 10, 1993	Placed John Paxson on the injured list; signed Ricky Blanton to a 10-day contract.
Feb. 17, 1993	Signed Darrell Walker for the rest of the season.
Feb. 20, 1993	Ricky Blanton's 10-day contract expired.
Feb. 22, 1993	Placed Bill Cartwright on the injured list; signed Mark Acres to a 10-day contract.
Feb. 23, 1993	Activated Rodney McCray off the injured list.
Feb. 25, 1993	Acquired Ed Nealy from Golden State for a conditional second-round draft pick in 2001; released Mark Acres.
Mar. 19, 1993	Placed Trent Tucker on the injured list; activated John Paxson off the injured list.
Mar. 24, 1993	Placed Corey Williams on the injured list; activated Bill Cartwright off the injured list.
Mar. 30, 1993	Placed Darrell Walker on the injured list; activated Trent Tucker off the injured list.

**1993 (CONT.)**

Apr. 20, 1993	Placed Ed Nealy on the injured list; activated Darrell Walker off the injured list.
July 19, 1993	Signed rookie forward/guard Toni Kukoc to a multi-year contract.
July 26, 1993	Signed rookie forward Corie Blount.
Sept. 16, 1993	Scott Williams signed a qualifying offer.
Sept. 29, 1993	Signed Steve Kerr, Jerome Lane, Bill Wennington and Al Hamilton.
Oct. 6, 1993	Michael Jordan retired.
Oct. 7, 1993	Signed Randy Allen, Jaren Jackson, Pete Myers and Dirk S. Surles.
Oct. 10, 1993	Will Perdue signed a multi-year contract extension.
Oct. 15, 1993	Waived Randy Allen.
Oct. 20, 1993	Signed B.J. Armstrong to a multi-year contract extension.
Oct. 26, 1993	Waived Dirk S. Surles.
Oct. 28, 1993	Waived Jerome Lane and Jaren Jackson.
Nov. 3, 1993	Waived Corey Williams.
Nov. 4, 1993	Waived Al Hamilton; re-acquired Jo Jo English from Minnesota for a future conditional draft pick; placed John Paxson and Scott Williams on the injured list.
Nov. 8, 1993	Placed Scottie Pippen on the injured list.
Nov. 30, 1993	Activated Scottie Pippen off the injured list; placed Will Perdue on the injured list.

1994

Jan. 4, 1994	Waived Jo Jo English; activated Will Perdue off the injured list; placed Bill Cartwright on the injured list.
Jan. 12, 1994	Activated John Paxson off the injured list.
Jan. 19, 1994	Activated Bill Cartwright off the injured list; placed Stacey King on the injured list.
Feb. 1, 1994	Activated Scott Williams off the injured list; placed Dave Johnson on the injured list.
Feb. 16, 1994	Activated Stacey King off the injured list; placed Toni Kukoc on the injured list.
Feb. 23, 1994	Traded Stacey King to Minnesota for Luc Longley and possible future considerations.
Feb. 25, 1994	Activated Toni Kukoc off the injured list; placed Bill Cartwright on the injured list.
Mar. 1, 1994	Waived Dave Johnson.
Mar. 8, 1994	Placed John Paxson on the injured list; signed Jo Jo English to a 10-day contract.
Mar. 15, 1994	Placed Will Perdue on the injured list; activated Bill Cartwright.
Mar. 18, 1994	Signed Jo Jo English to a second 10-day contract.
Mar. 28, 1994	Signed Jo Jo English for the remainder of the season.
Apr. 8, 1994	Placed Bill Cartwright on the injured list; activated John Paxson.
Apr. 9, 1994	Placed Jo Jo English on the injured list; activated Will Perdue.
Apr. 22, 1994	Placed Corie Blount on the injured list; activated Bill Cartwright.
May 31, 1994	Bulls announced the team will not pick up the option year of the contract of Assistant Coach Johnny Bach.
June 28, 1994	Hired Jimmy Rodgers as Assistant Coach.
Aug. 22, 1994	John Paxson retired.
Sept. 19, 1994	Signed Ron Harper.
Sept. 21, 1994	Signed Larry Krystkowiak.
Sept. 22, 1994	Re-signed Bill Wennington.
Sept. 28, 1994	Re-signed Steve Kerr.
Sept. 29, 1994	Signed Greg Foster and Jud Buechler.
Oct. 12, 1994	Signed Dickey Simpkins; waived Walter Palmer.
Oct. 14, 1994	Waived Joe Courtney and Mark Davis.
Oct. 18, 1994	Waived Evric Gray.
Oct. 31, 1994	Waived Kenny Harris.
Nov. 3, 1994	Waived Kevin Franklin; placed Jud Buechler, Kevin Rankin and Bill Wennington on the injured list.
Nov. 14, 1994	Waived Kevin Rankin.
Nov. 16, 1994	Activated Jud Buechler and Bill Wennington off the injured list; placed Larry Krystkowiak and Luc Longley on the injured list.
Nov. 18, 1994	Waived Jo Jo English; signed Pete Myers.
Dec. 2, 1994	Activated Larry Krystkowiak; placed Corie Blount on the injured list.
Dec. 12, 1994	Waived Greg Foster.
Dec. 13, 1994	Activated Corie Blount.



1995

Jan. 4, 1995	Activated Luc Longley; placed Larry Krystkowiak on the injured list.
Mar. 18, 1995	Michael Jordan returned; placed Dickey Simpkins on the injured list.
Mar. 21, 1995	Activated Larry Krystkowiak; placed Jud Buechler on the injured list.
Apr. 1, 1995	Activated Dickey Simpkins; placed Larry Krystkowiak on the injured list.
Apr. 17, 1995	Activated Jud Buechler; placed Corie Blount on the injured list.
July 1, 1995	Lost B.J. Armstrong to the Expansion Draft (Toronto).
Aug. 29, 1995	Hired John Paxson as an Assistant Coach.
Oct. 2, 1995	Acquired Dennis Rodman in a trade from San Antonio for Will Perdue.
Oct. 5, 1995	Signed Randy Brown and Jack Haley.
Oct. 26, 1995	Signed James Edwards; waived John Shasky.
Oct. 31, 1995	Waived Kenny Harris and Ronnie McMahan.
Nov. 2, 1995	Placed James Edwards and Jack Haley on the injured list.
Nov. 14, 1995	Placed Dennis Rodman on the injured list.
Dec. 6, 1995	Activated Dennis Rodman; placed Jason Caffey on the injured list.
Dec. 18, 1995	Activated Jason Caffey; placed James Edwards on the injured list.

1996

Feb. 1, 1996	Activated James Edwards; placed Luc Longley on the injured list.
Feb. 20, 1996	Activated Luc Longley; placed James Edwards on the injured list.
Mar. 4, 1996	Placed Bill Wennington on the injured list; signed John Salley to a 10-day contract.
Mar. 10, 1996	Activated James Edwards; placed Dickey Simpkins on the injured list.
Mar. 14, 1996	Signed John Salley to a second 10-day contract.
Mar. 16, 1996	Activated Bill Wennington; placed Jason Caffey on the injured list.
Mar. 19, 1996	Activated Dickey Simpkins; placed James Edwards on the injured list.
Mar. 23, 1996	Signed John Salley for the remainder of the season.
Mar. 28, 1996	Activated Jason Caffey; placed Luc Longley on the injured list.
Apr. 5, 1996	Activated James Edwards; placed John Salley on the injured list.
Apr. 14, 1996	Activated Luc Longley; placed Jason Caffey on the injured list.
Apr. 18, 1996	Activated John Salley; placed Bill Wennington on the injured list.
Apr. 19, 1996	Activated Jack Haley; placed Ron Harper on the injured list.
July 12, 1996	Renounced the rights to Travis Knight.
July 23, 1996	Promoted Jim Stack to Assistant Vice President of Basketball Operations.
July 24, 1996	Signed Michael Jordan to a one-year contract.
Aug. 5, 1996	Re-signed Dennis Rodman.
Sept. 3, 1996	Hired Frank Hamblen and Bill Cartwright as assistant coaches.
Oct. 23, 1996	Signed Thomas Hamilton.
Oct. 24, 1996	Waived Corey Beck and Fred Herzog.
Oct. 29, 1996	Waived Eric Gingold, Shawn Harlan and Matt Steigenga.
Oct. 31, 1996	Placed Jason Caffey and Thomas Hamilton on the injured list.
Nov. 11, 1996	Placed Dickey Simpkins on the injured list; activated Jason Caffey.
Nov. 22, 1996	Placed Robert Parish on the injured list; activated Dickey Simpkins.
Dec. 4, 1996	Placed Luc Longley on the injured list; activated Robert Parish.
Dec. 18, 1996	Waived Thomas Hamilton.

1997

Jan. 14, 1997	Placed Ron Harper on the injured list; activated Luc Longley.
Jan. 23, 1997	Placed Dennis Rodman on suspended list; activated Ron Harper.
Feb. 11, 1997	Placed Randy Brown on the injured list; activated Dennis Rodman.
Feb. 24, 1997	Placed Bill Wennington on the injured list; activated Randy Brown.
Mar. 3, 1997	Placed Toni Kukoc on the injured list.
Mar. 4, 1997	Activated Bill Wennington.
Mar. 27, 1997	Placed Dennis Rodman on the injured list; activated Toni Kukoc.
Apr. 2, 1997	Signed Brian Williams; placed Bill Wennington on the injured list.
Apr. 12, 1997	Signed Matt Steigenga; placed Toni Kukoc on the injured list.
July 23, 1997	Re-signed Head Coach Phil Jackson.
Aug. 27, 1997	Re-signed Michael Jordan.
Sept. 3, 1997	Signed Joe Kleine.
Sept. 8, 1997	Re-signed Bill Wennington.
Sept. 22, 1997	Acquired Scott Burrell in a trade from Golden State for Dickey Simpkins.
Oct. 1, 1997	Signed Dante Calabria, Boris Gorenc, Rusty LaRue, Kornel David and Eric Gingold to one-year contracts.

**1997 (CONT.)**

Oct. 2, 1997	Signed Keith Booth.
Oct. 23, 1997	Re-signed Dennis Rodman.
Oct. 28, 1997	Waived Eric Gingold, Kornel David and Dante Calabria.
Oct. 30, 1997	Waived Boris Gorenc and Rusty LaRue.
Nov. 8, 1997	Placed Bill Wennington on the injured list; activated Keith Booth.
Nov. 14, 1997	Placed Steve Kerr on the injured list.
Nov. 15, 1997	Signed Rusty LaRue.
Nov. 21, 1997	Placed Keith Booth on the injured list; activated Bill Wennington.
Dec. 9, 1997	Placed Rusty LaRue on the injured list; activated Steve Kerr.

1998

Jan. 10, 1998	Placed Bill Wennington on the injured list; activated Scottie Pippen.
Jan. 16, 1998	Placed Steve Kerr on the injured list; activated Rusty LaRue.
Jan. 23, 1998	Placed Joe Kleine on the injured list; activated Bill Wennington.
Jan. 31, 1998	Placed Rusty LaRue on the injured list; activated Joe Kleine.
Feb. 19, 1998	Traded Jason Caffey to Golden State for David Vaughn and 1998 and 2000 second round picks.
Mar. 2, 1998	Signed Dickey Simpkins; waived David Vaughn.
Mar. 7, 1998	Placed Randy Brown on the injured list; activated Steve Kerr.
Mar. 17, 1998	Placed Luc Longley on the injured list; activated Randy Brown.
Mar. 28, 1998	Placed Joe Kleine on the injured list; activated Luc Longley.
Apr. 4, 1998	Placed Toni Kukoc on the injured list; activated Keith Booth.
Apr. 9, 1998	Placed Luc Longley on the injured list; activated Joe Kleine.
Apr. 15, 1998	Placed Keith Booth on the injured list; activated Toni Kukoc.
July 23, 1998	Hired Tim Floyd as Director of Basketball Operations.
Aug. 1, 1998	Hired Gar Forman as Scout.
Aug. 6, 1998	Hired Fred Tedeschi as Head Athletic Trainer.
Aug. 20, 1998	Re-signed Assistant Coach Frank Hamblen.
Aug. 26, 1998	Hired Jim Woodrige as Assistant Coach.
Aug. 27, 1998	Re-signed Assistant Coach Bill Cartwright.

1999

Jan. 13, 1999	Michael Jordan retired.
Jan. 15, 1999	Named Tim Floyd Head Coach.
Jan. 21, 1999	Renounced the rights to Jud Buechler, James Edwards, Michael Jordan, Joe Kleine, Dennis Rodman and John Salley; traded Steve Kerr to San Antonio for Chuck Person and a future first round draft pick; signed Corey Benjamin, Kornel David, Charles Jones, Rusty LaRue, Dickey Simpkins, Curtis Staples, Matt Steigenga, Bill Wennington and Robert Werdann.
Jan. 22, 1999	Traded Scottie Pippen to the Houston Rockets for Roy Rogers and a second round draft pick; traded a future second round draft pick to the Milwaukee Bucks for Andrew Lang; signed Cory Carr.
Jan. 23, 1999	Traded Luc Longley to Phoenix for Mark Bryant, Martin Muursepp, Bubba Wells and a future first round draft pick.
Jan. 25, 1999	Renounced the rights to Scott Burrell and signed Brent Barry.
Jan. 27, 1999	Signed Priest Lauderdale; waived Curtis Staples, Martin Muursepp and Bubba Wells.
Jan. 30, 1999	Signed Mario Bennett.
Feb. 1, 1999	Waived Roy Rogers and Robert Werdann.
Feb. 3, 1999	Waived Priest Lauderdale and Matt Steigenga.
Feb. 4, 1999	Signed Jeff Sanders; placed Charles Jones and Jeff Sanders on the injured list.
Feb. 16, 1999	Waived Mario Bennett; activated Charles Jones.
Feb. 19, 1999	Placed Corey Benjamin and Bill Wennington on the injured list.
Feb. 27, 1999	Placed Keith Booth and Cory Carr on the injured list; activated Corey Benjamin and Bill Wennington.
Mar. 9, 1999	Placed Charles Jones and Rusty LaRue on the injured list; activated Keith Booth and Cory Carr.
Mar. 18, 1999	Placed Corey Benjamin and Andrew Lang on the injured list; activated Charles Jones and Rusty LaRue.
Mar. 25, 1999	Placed Ron Harper on the injured list; activated Corey Benjamin.
Apr. 9, 1999	Placed Brent Barry on the injured list; activated Ron Harper.
Apr. 23, 1999	Placed Charles Jones on the injured list; activated Brent Barry.
May 3, 1999	Placed Randy Brown on the injured list; activated Charles Jones.
Jul. 9, 1999	Frank Hamblen resigned as Assistant Coach.
Jul. 15, 1999	Signed first-round draft pick Ron Artest.
Jul. 16, 1999	Tex Winter resigned as Assistant Coach.
Jul. 26, 1999	Signed No. 1 draft pick Elton Brand.
Aug. 8, 1999	Waived Charles Jones.
Aug. 10, 1999	Hired Bill Berry as Assistant Coach.
Aug. 12, 1999	Traded Brent Barry to Seattle for Hersey Hawkins and James Cotton.



1999 (CONT.)

Aug. 24, 1999	Signed second-round draft pick Michael Ruffin.
Aug. 25, 1999	Signed free agents Will Perdue, Cory Carr and Brett Robisch; signed second-round draft pick Lari Ketner.
Aug. 27, 1999	Hired Phil Johnson as Assistant Coach.
Aug. 30, 1999	Signed free agent B.J. Armstrong.
Sept. 14, 1999	Signed free agent Fred Hoiberg.
Sept. 16, 1999	Re-signed Dickey Simpkins.
Sept. 22, 1999	Waived Keith Booth.
Sept. 27, 1999	Hired Don Haskins as Consultant.
Sept. 29, 1999	Traded a 2000 second round draft pick to Dallas for Chris Anstey.
Oct. 4, 1999	Signed Maceo Baston and Doug Swenson.
Oct. 19, 1999	Waived James Cotton.
Oct. 20, 1999	Waived Maceo Baston and Brett Robisch.
Oct. 27, 1999	Waived Cory Carr.
Oct. 28, 1999	Signed Dedric Willoughby, waived Doug Swenson.
Nov. 1, 1999	Waived Rusty LaRue; placed B.J. Armstrong (left knee arthroscopic surgery), Corey Benjamin (right ankle sprain) and Lari Ketner (left wrist sprain) on the injured list.
Nov. 17, 1999	Activated Corey Benjamin and Lari Ketner; placed Fred Hoiberg (right quad tendon strain) and Dickey Simpkins (left Achilles tendonitis) on the injured list.
Nov. 27, 1999	Activated Dickey Simpkins; placed Lari Ketner (left knee patella tendonitis) on the injured list.
Dec. 8, 1999	Activated B.J. Armstrong; placed Toni Kukoc (back spasms) on the injured list.
Dec. 15, 1999	Activated Fred Hoiberg and placed Hersey Hawkins (left medial gastroc tear) on the injured list.
Dec. 17, 1999	Activated Lari Ketner and placed Randy Brown (left knee tendonitis) on the injured list.
Dec. 20, 1999	Signed Rusty LaRue and waived Lari Ketner.
Dec. 29, 1999	Signed Khalid Reeves and waived Rusty LaRue.

2000

Jan. 3, 2000	Activated Randy Brown and waived Kornel David; placed Fred Hoiberg (right quad tendon strain) on the injured list.
Jan. 4, 2000	Hired Pete Myers as Scout; waived Khalid Reeves and Dedric Willoughby.
Jan. 7, 2000	Signed Matt Maloney.
Jan. 10, 2000	Signed Chris Carr and Dedric Willoughby to 10-day contracts; placed B.J. Armstrong (left knee loose body) on the injured list.
Jan. 20, 2000	Signed Chris Carr to a second 10-day contract.
Jan. 21, 2000	Activated Hersey Hawkins.
Jan. 30, 2000	Signed Chris Carr for the remainder of the season.
Feb. 16, 2000	Traded Toni Kukoc to the Philadelphia 76ers as part of a three-way trade with the Golden State Warriors, received John Starks and the Washington Wizards' conditional No. 1 draft pick from Golden State and Bruce Bowen from the 76ers; placed Corey Benjamin (left ankle sprain) on the injured list.
Feb. 18, 2000	Waived Bruce Bowen.
Feb. 24, 2000	Activated Fred Hoiberg.
Mar. 5, 2000	Activated Corey Benjamin and placed Ron Artest (right ankle sprain) on the injured list.
Mar. 15, 2000	Activated Ron Artest and placed Michael Ruffin (right shoulder tendonitis) on the injured list.
Mar. 21, 2000	Waived John Starks.
Mar. 29, 2000	Activated Michael Ruffin and placed B.J. Armstrong (left knee tendonitis) on the injured list.
Apr. 8, 2000	Activated B.J. Armstrong and placed Randy Brown (lower back spasms) on the injured list.
Apr. 18, 2000	Activated Randy Brown and placed Ron Artest (sprained right ankle) on the injured list.
June 20, 2000	Waived Will Perdue.
Jul. 5, 2000	Hired B.J. Armstrong as Special Assistant to VP/Basketball Operations.
Aug. 2, 2000	Signed Ron Mercer.
Aug. 16, 2000	Signed Dragan Tarlac.
Sept. 7, 2000	Signed Brad Miller to an offer sheet; renounced the rights to Dickey Simpkins.
Sept. 19, 2000	Waived Hersey Hawkins.
Sept. 20, 2000	Renounced the rights to Chris Anstey, B.J. Armstrong and Matt Maloney.
Sept. 25, 2000	Signed Jamal Crawford.
Sept. 26, 2000	Signed Marcus Fizer.
Sept. 28, 2000	Acquired Bryce Drew from Houston for future considerations.
Oct. 2, 2000	Signed draft picks Khalid El-Amin and A.J. Guyton. Signed Toby Bailey, Lorenzo Coleman, Steve Goodrich, and Johnny Taylor.
Oct. 14, 2000	Waived Lorenzo Coleman.
Oct. 19, 2000	Signed draft pick Jake Voskuhl.
Oct. 20, 2000	Waived Johnny Taylor.
Oct. 24, 2000	Waived Toby Bailey.
Oct. 26, 2000	Signed draft pick Dalibor Bagaric.

**2000 (CONT.)**

Oct. 30, 2000	Waived Steve Goodrich; placed Corey Benjamin (right shoulder tendonitis), Dalibor Bagaric (right knee contusion) and Jake Voskuhl (left foot tendonitis) on the injured list.
Nov. 11, 2000	Placed Bryce Drew (left hamstring strain) and Brad Miller (right hand fracture) on the injured list; activated Corey Benjamin and Jake Voskuhl.
Nov. 21, 2000	Placed Jake Voskuhl (right hip flexor strain) on the injured list; activated Dalibor Bagaric.
Dec. 1, 2000	Placed A.J. Guyton (sprained right knee) on the injured list; activated Jake Voskuhl.
Dec. 15, 2000	Placed Jake Voskuhl (left foot tendonitis) on the injured list; activated Bryce Drew.
Dec. 19, 2000	Placed Dalibor Bagaric (right knee tendonitis) on the injured list; activated Brad Miller.

2001

Feb. 18, 2001	Placed Michael Ruffin (broken right hand) on the injured list; activated Dalibor Bagaric.
Feb. 28, 2001	Placed Khalid El-Amin (left knee tendonitis) on the injured list; activated A.J. Guyton.
Mar. 2, 2001	Placed Dragan Tarlac (left ankle tendonitis) on the injured list; activated Michael Ruffin.
Mar. 16, 2001	Placed Michael Ruffin (broken left hand) on the injured list; activated Dragan Tarlac.
Mar. 20, 2001	Waived Khalid El-Amin.
Mar. 27, 2001	Signed Steve Goodrich; placed Bryce Drew (torn right plantar fascia) on the injured list.
Mar. 29, 2001	Placed Dragan Tarlac (right ankle sprain) on the injured list.
Apr. 13, 2001	Placed Jamal Crawford (hyperextended left knee) on the injured list; activated Dragan Tarlac.
June 14, 2001	Acquired Charlotte's 2001 second-round draft pick (45th overall) in exchange for the draft rights to Roberto Duenas.
June 27, 2001	Traded Elton Brand to the L.A. Clippers for Brian Skinner and the draft rights to Tyson Chandler.
July 13, 2001	Acquired Charles Oakley and the Raptors' 2002 second-round draft pick from Toronto in exchange for Brian Skinner.
July 18, 2001	Signed Eddie Robinson to an offer sheet. Renounced the rights to Corey Benjamin, Steve Goodrich and Dragan Tarlac.
July 20, 2001	Acquired Greg Anthony from Portland in exchange for the Raptors' 2002 second-round draft choice. Renounced the rights to Bryce Drew.
Sept. 24, 2001	Signed free agent Kevin Ollie.
Sept. 26, 2001	Signed second-round pick Trenton Hassell.
Oct. 1, 2001	Re-signed Fred Holberg. Signed first-round picks Eddy Curry and Tyson Chandler. Traded Sean Lampley to Miami for a future second-round draft pick.
Oct. 12, 2001	Picked up the option on Ron Artest's contract for the 2002-03 season.
Oct. 25, 2001	Waived Michael Ruffin.
Oct. 29, 2001	Traded Jake Voskuhl to Phoenix for Phoenix's second-round draft pick in 2003 and Soumaila Soumake. Waived Soumaila Soumake.
Oct. 31, 2001	Placed Ron Artest (broken right ring finger), Jamal Crawford (torn ACL, left knee) and Eddie Robinson (non-acute fracture, left big toe) on the injured list.
Nov. 10, 2001	Activated Eddie Robinson and placed A.J. Guyton (left ankle tendonitis) on the injured list.
Nov. 21, 2001	Activated A.J. Guyton and placed Eddie Robinson (left big toe sesamoiditis) on the injured list.
Dec. 20, 2001	Activated Ron Artest and placed A.J. Guyton (left hamstring strain) on the injured list.
Dec. 24, 2001	Head Coach Tim Floyd resigned. Bill Berry named Interim Head Coach.
Dec. 28, 2001	Named Bill Cartwright Head Coach and Pete Myers Assistant Coach.

2002

Jan. 3, 2002	Activated A.J. Guyton and placed Dalibor Bagaric (low back pain) on the injured list.
Jan. 15, 2002	Activated Eddie Robinson and placed A.J. Guyton (left elbow bursitis) on the injured list.
Jan. 26, 2002	Activated Dalibor Bagaric and A.J. Guyton from the injured list and placed Greg Anthony (partial tear, right Achilles) and Ron Mercer (sprained MCL, right knee) on the injured list.
Feb. 19, 2002	Acquired Jalen Rose, Travis Best, Norm Richardson and a conditional second-round draft pick from Indiana for Ron Artest, Ron Mercer, Brad Miller and Kevin Ollie.
Feb. 20, 2002	Activated Greg Anthony and placed Norm Richardson (left ankle sprain) on the injured list.
Mar. 1, 2002	Waived Greg Anthony.
Mar. 3, 2002	Activated Jamal Crawford.
Mar. 11, 2002	Bulls and Head Coach Bill Cartwright agreed to exercise the three-year option on Cartwright's contract.
Apr. 3, 2002	Activated Norm Richardson and placed A.J. Guyton (left shoulder bruise) on the injured list.
Apr. 13, 2002	Activated A.J. Guyton and placed Charles Oakley (left shoulder tendonitis) on the injured list.
July 8, 2002	Named Bob Thornton Assistant Coach.
July 10, 2002	Signed draft pick Jay Williams.
July 30, 2002	Signed free agent Corie Blount.
Aug. 13, 2002	Signed draft pick Roger Mason, Jr.
Aug. 16, 2002	Signed free agent Donyell Marshall.
Sept. 5, 2002	Named Mike Wilhelm Assistant Coach/Advance Scout.
Sept. 18, 2002	Signed free agents Rick Brunson and Doug Overton.
Sept. 30, 2002	Signed draft pick Lonny Baxter and free agent David Graves.
Oct. 21, 2002	Waived David Graves and Doug Overton.
Oct. 25, 2002	Acquired Erick Barkley and cash from the San Antonio Spurs in exchange for future considerations.
Oct. 25, 2002	Waived Erick Barkley.



2002 (CONT.)

Oct. 28, 2002	Placed Dalibor Bagaric (lower leg tenosynovitis), Rick Brunson (right knee tendonitis) and Roger Mason, Jr. (right shoulder surgery) on the injured list.
Nov. 8, 2002	Activated Dalibor Bagaric and placed Corie Blount (left knee tendonitis) on the injured list.
Nov. 19, 2002	Activated Corie Blount and placed Dalibor Bagaric (left knee tendonitis) on the injured list.
Dec. 16, 2002	Activated Dalibor Bagaric and placed Corie Blount (left hip contusion) on the injured list.
Dec. 28, 2002	Activated Corie Blount and placed Dalibor Bagaric (left knee tendonitis) on the injured list.

2003

Jan. 20, 2003	Activated Rick Brunson and placed Jay Williams (left ankle sprain) on the injured list.
Jan. 31, 2003	Activated Jay Williams and placed Lonny Baxter (left knee tendonitis) on the injured list.
Feb. 1, 2003	Activated Dalibor Bagaric and placed Marcus Fizer (right knee sprain) on the injured list.
Feb. 12, 2003	Activated Lonny Baxter and placed Dalibor Bagaric (right knee tendonitis) on the injured list.
Feb. 21, 2003	Activated Roger Mason, Jr. and placed Rick Brunson (right knee tendonitis) on the injured list.
Mar. 6, 2003	Activated Dalibor Bagaric and placed Eddie Robinson (right hamstring pull) on the injured list.
Mar. 18, 2003	Activated Rick Brunson and placed Fred Hoiberg (right Achilles tendonitis) on the injured list.
Mar. 22, 2003	Activated Eddie Robinson and placed Dalibor Bagaric (left ankle sprain) on the injured list.
Apr. 7, 2003	Bulls announced the resignation of Executive Vice President - Basketball Operations Jerry Krause.
Apr. 11, 2003	Activated Dalibor Bagaric and placed Tyson Chandler (Esophagitis) on the injured list.
Apr. 13, 2003	Activated Fred Hoiberg and placed Donyell Marshall (right shoulder strain) on the injured list.
Apr. 14, 2003	Bulls announced the hiring of John Paxson, Executive Vice President - Basketball Operations.
June 26, 2003	Conveyed to Toronto the draft rights to forward Matt Bonner (45th selection) in exchange for a future second-round pick.
July 15, 2003	Named Johnny Bach Assistant Coach; signed draft pick Kirk Hinrich.
July 16, 2003	Named Ron Adams Assistant Coach.
July 20, 2003	Signed free agent Scottie Pippen.
July 31, 2003	Re-signed free agent Corie Blount.
Aug. 20, 2003	Signed free agent Kendall Gill.
Sept. 4, 2003	Issued contract buyout of Dalibor Bagaric.
Oct. 20, 2003	Waived Josh Davis.
Oct. 23, 2003	Waived Trenton Hassell.
Oct. 27, 2003	Placed Kirk Hinrich (viral illness), Linton Johnson III (right ankle sprain) and Jay Williams (injuries to pelvis and left knee) on the injured list.
Nov. 7, 2003	Placed Marcus Fizer (inflamed right knee) and Roger Mason, Jr. (left groin strain) on the injured list and activated Kirk Hinrich and Linton Johnson III.
Nov. 18, 2003	Placed Linton Johnson III (right ankle sprain) on the injured list and activated Marcus Fizer.
Nov. 24, 2003	Relieved Bill Cartwright of his head coaching duties.
Nov. 28, 2003	Named Scott Skiles the 15th Head Coach in franchise history.
Dec. 1, 2003	Traded Lonny Baxter, Donyell Marshall and Jalen Rose to the Toronto Raptors in exchange for Antonio Davis, Chris Jefferies and Jerome Williams; placed Tyson Chandler (low back pain) on the injured list and activated Linton Johnson III.
Dec. 16, 2003	Acquired Rick Brunson from the Toronto Raptors in exchange for Roger Mason, Jr.
Dec. 16, 2003	Placed Scottie Pippen (left knee arthroscopy) on the injured list.

2004

Jan. 6, 2004	Waived guard Linton Johnson III.
Jan. 7, 2004	Signed free agent Ronald Dupree to a 10-day contract.
Jan. 13, 2004	Activated Scottie Pippen and placed Chris Jefferies (left ankle sprain) on the injured list.
Jan. 17, 2004	Signed Ronald Dupree to a second 10-day contract.
Jan. 25, 2004	Placed Kendall Gill (right Achilles strain) on the injured list and activated Chris Jefferies.
Jan. 27, 2004	Signed Ronald Dupree to a contract for the remainder of the season.
Jan. 31, 2004	Activated Tyson Chandler and placed Chris Jefferies (right ankle sprain) on the injured list.
Feb. 12, 2004	Placed Scottie Pippen (sore left knee) on the injured list and activated forward Chris Jefferies.
Feb. 17, 2004	Waived guard Jay Williams.
Feb. 26, 2004	Activated Kendall Gill and placed Chris Jefferies (low back pain) on the injured list.
Feb. 28, 2004	Placed Corie Blount on the injured list and signed Linton Johnson III to a 10-day contract.
Mar. 2, 2004	Waived Corie Blount.
Mar. 4, 2004	Signed free agent Paul Shirley to a 10-day contract and placed Marcus Fizer (left ankle sprain) on the injured list.
Mar. 9, 2004	Signed Linton Johnson III to a second 10-day contract.
Mar. 15, 2004	Waived Rick Brunson, signed Paul Shirley to his second 10-day contract and signed free agent Jannero Pargo to a 10-day contract.
Mar. 19, 2004	Signed Linton Johnson III to a contract for the remainder of the season.
Mar. 25, 2004	Signed Paul Shirley and Jannero Pargo for the remainder of the season; activated Marcus Fizer and placed Paul Shirley (bruised kidney) on the injured list.
Apr. 7, 2004	Activated Chris Jefferies and placed Kendall Gill (migraine headaches) on the injured list.
May 3, 2004	Bulls named Jay Hillock Director of Pro Personnel.
May 19, 2004	Jim Boylan hired as Assistant Coach.

**2004 (CONT.)**

June 24, 2004	Acquired the rights to Luol Deng, the No. 7 pick in the 2004 Draft, from Phoenix in exchange for a Bulls future conditional first round pick, the rights to the No. 31 pick in the second round of the 2004 Draft (Jackson Vroman), and an undisclosed amount of cash.
July 27, 2004	Signed draft pick Ben Gordon; signed draft pick Luol Deng.
Aug. 5, 2004	Re-signed Jamal Crawford and traded him and Jerome Williams to New York for Dikembe Mutombo, Othella Harrington, Frank Williams and Cezary Trybanski.
Aug. 11, 2004	Signed free agent Andrés Nocioni.
Aug. 20, 2004	Waived Paul Shirley.
Sept. 8, 2004	Traded Dikembe Mutombo to the Houston Rockets for Eric Piatkowski, Adrian Griffin and Mike Wilks.
Sept. 30, 2004	Signed undrafted free agent Jared Reiner.
Oct. 4, 2004	Waived Chris Jefferies; signed draft pick Chris Duhon.
Oct. 5, 2004	Signed free agent Gary Trent; Scottie Pippen retired.
Oct. 20, 2004	Waived Mike Wilks.
Oct. 28, 2004	Waived Gary Trent and Cezary Trybanski.
Nov. 1, 2004	Waived Eddie Robinson; placed Jannero Pargo (left knee tendonitis), Tommy Smith (left ankle sprain) and Frank Williams (left hamstring strain) on the injured list.
Nov. 19, 2004	Placed Jared Reiner (left calf strain) on the injured list and activated Jannero Pargo.
Dec. 1, 2004	Placed Jannero Pargo (left hamstring strain) on the injured list and activated Frank Williams.

2005

Jan. 5, 2005	Waived Tommy Smith.
Jan. 14, 2005	Placed Frank Williams (left hamstring strain) on the injured list and activated Jannero Pargo.
Feb. 5, 2005	Placed Antonio Davis (mid-back strain) on the injured list and activated Jared Reiner.
Feb. 16, 2005	Placed Jared Reiner (left quadriceps strain) on the injured list and activated Antonio Davis.
Mar. 4, 2005	Placed Luol Deng (right ankle sprain) on the injured list and activated Frank Williams.
Mar. 16, 2005	Placed Frank Williams (left groin strain) on the injured list and activated Jared Reiner.
Mar. 21, 2005	Placed Jared Reiner (left hip flexor strain) on the injured list and activated Luol Deng.
Apr. 5, 2005	Placed Luol Deng (right wrist ligament tear) on the injured list and activated Jared Reiner.
Apr. 18, 2005	Signed free agent Lawrence Funderburke and placed Eddy Curry (irregular heartbeat) on the injured list.
Apr. 20, 2005	Placed Tyson Chandler (sprained left ankle) on the injured list and activated Frank Williams.
June 16, 2005	Bulls agree to contract extension with Head Coach Scott Skiles.
Aug. 9, 2005	Bulls sign undrafted free agent Eddie Basden.
Aug. 15, 2005	Matched contract offer from Toronto (Aug. 9) for restricted free agent Chris Duhon.
Aug. 24, 2005	Re-signed restricted free agent Othella Harrington.
Sept. 2, 2005	Signed free agent Malik Allen.
Sept. 21, 2005	Re-signed restricted free agent Tyson Chandler.
Sept. 23, 2005	Signed free agent Darius Songaila.
Oct. 3, 2005	Re-signed free agent Jannero Pargo.
Oct. 4, 2005	Conveyed to the New York Knicks the contract of Antonio Davis and the signed-and-traded contract of Eddy Curry. In exchange, New York conveyed to Chicago the contracts of Tim Thomas and Michael Sweetney, the signed-and-traded contract of Jermaine Jackson, New York's conditional 2006 first-round pick and New York's regular second-round draft choice in 2007 and 2009.
Oct. 18, 2005	Waived Jermaine Jackson.
Oct. 24, 2005	Exercised the fourth-year option on Kirk Hinrich.
Oct. 27, 2005	Waived Randy Holcomb.
Nov. 2, 2005	Waived Kasib Powell.

2006

Jan. 5, 2006	Signed Randy Holcomb to a 10-day contract.
Jan. 17, 2006	Signed Stephen Graham to a 10-day contract.
Jan. 20, 2006	Assigned Eddie Basden to the D-League's Tulsa 66ers.
Jan. 27, 2006	Signed James Thomas to a 10-day contract.
Feb. 6, 2006	Signed James Thomas to a second 10-day contract.
Mar. 1, 2006	Waived Tim Thomas.
Mar. 5, 2006	Signed Luke Schenscher to a 10-day contract.
Mar. 15, 2006	Signed Luke Schenscher to a second 10-day contract.
Mar. 22, 2006	Signed Randy Livingston to a 10-day contract.
Mar. 25, 2006	Signed Luke Schenscher for remainder of the season.
Apr. 1, 2006	Signed Randy Livingston to second 10-day contract.
Apr. 11, 2006	Signed Randy Livingston for remainder of the season.
June 28, 2006	Acquired the draft rights to No. 4 pick Tyrus Thomas and Viktor Khryapa from Portland in exchange for the draft rights to No. 2 pick LaMarcus Aldridge (Texas) and a future second-round pick.
June 28, 2006	Acquired the draft rights to No. 13 pick Thabo Sefolosha (Switzerland) from Philadelphia for the draft rights to No. 16 pick Rodney Carney (Memphis), New York's 2007 second-round pick and cash.



2006 (CONT.)

July 5, 2006	Named Jim Paxson Consultant.
July 7, 2006	Waived Othella Harrington.
July 13, 2006	Signed free agent Ben Wallace.
July 14, 2006	Acquired P.J. Brown and J.R. Smith from New Orleans/Oklahoma City in exchange for Tyson Chandler.
July 20, 2006	Traded J.R. Smith to Denver in exchange for Howard Eisley and two future second-round draft picks.
July 21, 2006	Requested waivers on Howard Eisley.
July 31, 2006	Signed free agent Adrian Griffin.
Aug. 1, 2006	Signed draft picks Thabo Sefolosha and Tyrus Thomas.
Aug. 18, 2006	Acquired Martynas Andriuskevicius from Cleveland in exchange for Eddie Basden.
Aug. 23, 2006	Named Michael Irt Assistant Strength Coach, Casey Owens Video Coordinator and Adam Tatalovich as Assistant Video Coordinator.
Oct. 6, 2006	Waived Eric Chenoweth.
Oct. 10, 2006	Waived Scott Merritt.
Oct. 12, 2006	Waived Jeff Varem.
Oct. 24, 2006	Picked up fourth-year option on Luol Deng, Ben Gordon and Viktor Khryapa.
Oct. 30, 2006	Waived Luke Schenscher.
Oct. 31, 2006	Signed Kirk Hinrich to a multi-year contract extension.
Dec. 11, 2006	Assigned Martynas Andriuskevicius to the D-League's Dakota Wizards.

2007

July 18, 2007	Re-signed free agent Andrés Nocioni.
July 18, 2007	Signed free agent Joe Smith.
July 27, 2007	Signed draft picks Joakim Noah and Aaron Gray.
Aug. 2, 2007	Signed draft pick JamesOn Curry.
Sept. 6, 2007	Matt Lloyd promoted to Director of College Scouting.
Oct. 2, 2007	Signed free agents Andre Barrett, Joseph Blair, Justin Cage, Thomas Gardner and Jared Homan.
Oct. 8, 2007	Waived Justin Cage.
Oct. 10, 2007	Waived Joseph Blair.
Oct. 19, 2007	Exercised third-year options on Thabo Sefolosha and Tyrus Thomas.
Oct. 22, 2007	Waived Andre Barrett and Jared Homan.
Nov. 15, 2007	Assigned JamesOn Curry to the Iowa Energy of the D-League.
Dec. 7, 2007	Waived Thomas Gardner and picked up Demetris Nichols on waivers.
Dec. 17, 2007	Recalled JamesOn Curry from the D-League.
Dec. 18, 2007	Assigned Demetris Nichols to the D-League.
Dec. 24, 2007	Relieved Scott Skiles of head coaching duties.
Dec. 27, 2007	Named Jim Boylan Interim Head Coach.
Jan. 7, 2008	Recalled Demetris Nichols from the D-League; assigned JamesOn Curry to the Iowa Energy of the D-League.

2008

Jan. 24, 2008	Recalled JamesOn Curry from the D-League.
Jan. 29, 2008	Named Michael Brown Assistant Coach.
Feb. 6, 2008	Waived Viktor Khryapa.
Feb. 21, 2008	Acquired Drew Gooden, Larry Hughes, Shannon Brown and Cedric Simmons from Cleveland in exchange for Ben Wallace, Joe Smith and Chicago's 2009 regular second round draft pick; also traded Adrian Griffin to Seattle.
Feb. 29, 2008	Assigned Demetris Nichols to the Iowa Energy of the D-League.
Mar. 15, 2008	Recalled Demetris Nichols from the D-League and assigned Shannon Brown and Cedric Simmons to the Iowa Energy.
Apr. 1, 2008	Recalled Shannon Brown and Cedric Simmons from the Iowa Energy of the D-League.
June 11, 2008	Named Vinny Del Negro Head Coach.
June 26, 2008	Acquired Omer Asik from Portland in exchange for Denver's 2009 regular second-round pick, New York's 2009 regular second-round pick, and Chicago's 2010 regular second-round pick.
July 2, 2008	Signed draft pick Derrick Rose.
July 3, 2008	Named Del Harris, Bernie Bickerstaff and Bob Ociepka assistant coaches.
July 24, 2008	Re-signed free agent Demetris Nichols.
July 31, 2008	Re-signed free agent Luol Deng.
	Waived JamesOn Curry.
Sept. 30, 2008	Signed free agents Elton Brown, Roger Powell, Michael Ruffin and Darius Washington.
Oct. 1, 2008	Re-signed Ben Gordon.
Oct. 20, 2008	Waived Elton Brown and Darius Washington.
Oct. 23, 2008	Waived Roger Powell and Michael Ruffin.
Oct. 24, 2008	Exercised fourth-year options on Thabo Sefolosha and Tyrus Thomas, and third-year option on Joakim Noah.
Oct. 27, 2008	Re-signed Michael Ruffin.
Nov. 13, 2008	Signed Lindsey Hunter.
Nov. 17, 2008	Waived Demetris Nichols.

**2009**

Feb. 18, 2009	Acquired Brad Miller and John Salmons from Sacramento in exchange for Andrés Nocioni, Drew Gooden, Cedric Simmons and Michael Ruffin.
Feb. 19, 2009	Received Tim Thomas, Jerome James and Anthony Roberson from the New York Knicks for Larry Hughes.
	Traded Thabo Sefolosha to Oklahoma City in exchange for a 2009 first-round draft pick.
Mar. 10, 2009	Signed Linton Johnson III to a 10-day contract.
Mar. 20, 2009	Re-signed Linton Johnson III to a second 10-day contract.
Apr. 7, 2009	Signed Linton Johnson III for the remainder of the season.
Apr. 9, 2009	Signed DeMarcus Nelson for the remainder of the season.
May 21, 2009	Gar Forman named General Manager.
July 1, 2009	Randy Brown named Director of Player Development.
July 9, 2009	Signed draft picks James Johnson and Taj Gibson.
July 13, 2009	Signed Jannero Pargo.
July 14, 2009	Reached settlement, and subsequently waived Tim Thomas.
July 15, 2009	Re-signed Lindsey Hunter.
July 20, 2009	Waived Anthony Roberson.
July 30, 2009	Waived Linton Johnson III and DeMarcus Nelson
Sept. 22, 2009	Re-signed Aaron Gray
Sept. 26, 2009	Signed Derrick Byars, Steven Hill, Chris Richard and Curtis Stinson.
Oct. 1, 2009	Waived Steven Hill.
Oct. 2, 2009	Waived Curtis Stinson.
Oct. 22, 2009	Waived Chris Richard.
Oct. 26, 2009	Exercised third-year option on Derrick Rose and fourth-year option on Joakim Noah.
Oct. 28, 2009	Waived Derrick Byars.

2010

Jan. 25, 2010	Traded Aaron Gray to New Orleans for Devin Brown.
Feb. 5, 2010	Signed Chris Richard to a 10-day contract.
Feb. 15, 2010	Re-signed Chris Richard to a second 10-day contract.
Feb. 18, 2010	Traded John Salmons and Bulls' second round picks in 2011 and 2012 to Milwaukee for Hakim Warrick and Joe Alexander.
	Traded Tyrus Thomas to Charlotte for Ronald "Flip" Murray, Acie Law and a future first round draft pick.
	Released Chris Richard.
Mar. 3, 2010	Waived Lindsey Hunter. Signed Chris Richard.
Mar. 5, 2010	Named Lindsey Hunter Player Development Assistant.
Apr. 9, 2010	Waived Jerome James. Signed Rob Kurz for the remainder of the season.
May 4, 2010	Relieved Vinny Del Negro of his head coaching duties.
June 23, 2010	Named Tom Thibodeau Head Coach.
June 30, 2010	Waived Rob Kurz and Chris Richard.
July 8, 2010	Traded Kirk Hinrich, the draft rights to No. 17 pick Kevin Seraphin and cash considerations to Washington, in exchange for the draft rights to Vladimir Veremeenko (Belarus). Signed Carlos Boozer.
July 9, 2010	Signed and traded the contract of Hakim Warrick to Phoenix in exchange for Phoenix's regular 2011 second-round draft choice.
July 13, 2010	Signed Kyle Korver. Signed Omer Asik.
July 15, 2010	Named Scottie Pippen Team Ambassador.
July 19, 2010	Signed Ronnie Brewer.
July 22, 2010	Acquired C.J. Watson from the Golden State Warriors for a future second-round draft pick.
July 26, 2010	Signed Kurt Thomas.
Aug. 11, 2010	Signed Keith Bogans.
Sept. 9, 2010	Named Ron Adams, Andy Greer, Rick Brunson and Adrian Griffin as Assistant Coaches.
Sept. 13, 2010	Named Michael Reinsdorf President and Chief Operating Officer.
	Named Ed Pinckney Assistant Coach.
Oct. 4, 2010	Signed Joakim Noah to a multi-year contract extension.
Oct. 6, 2010	Waived Chris Richard.
Oct. 21, 2010	Waived John Lucas III, Roger Powell and Kyle Weaver.
Oct. 25, 2010	Exercised third-year options on Taj Gibson and James Johnson, and the fourth-year option on Derrick Rose.
Nov. 26, 2010	Signed John Lucas III.

2011

Jan. 4, 2011	Waived John Lucas III.
Jan. 27, 2011	Assigned James Johnson to the D-League.
Feb. 14, 2011	Recalled James Johnson from the D-League.
Feb. 22, 2011	Assigned the contract of forward James Johnson to the Toronto Raptors in exchange for Miami's 2011 regular first-round draft choice held by Toronto.
March 3, 2011	Signed Rasual Butler.



2011 (CONT.)

March 20, 2011	Signed John Lucas III and Jannerro Pargo.
June 24, 2011	Acquired the draft rights to No. 23 pick Nikola Mirotic (Montenegro) from Minnesota in exchange for the draft rights to the No. 28 pick Norris Cole and the No. 43 pick Malcolm Lee, as well as cash considerations.
June 29, 2011	Exercised the fourth-year option on Taj Gibson.
Dec. 9, 2011	Signed draft pick Jimmy Butler.
Dec. 12, 2011	Re-signed Brian Scalabrine.
Dec. 14, 2011	Signed Richard Hamilton.
Dec. 16, 2011	Waived Keith Bogans and Jannerro Pargo.
Dec. 21, 2011	Signed Derrick Rose to a multi-year contract extension.

2012

Jan. 11, 2012	Signed Mike James.
Jan. 28, 2012	Waived Mike James.
Feb. 14, 2012	Signed Mike James.
March 14, 2012	Signed Mike James.
April 5, 2012	Signed Mike James.
July 16, 2012	Traded Kyle Korver to Atlanta in exchange for a trade exception and cash considerations.
July 19, 2012	Signed Vladimir Radmanovic.
July 23, 2012	Signed Kirk Hinrich.
July 24, 2012	Signed Marco Belinelli.
July 27, 2012	Signed Nazr Mohammed.
July 31, 2012	Signed Nate Robinson.
Aug. 8, 2012	Signed draft pick Marquis Teague.
Oct. 1, 2012	Signed Head Coach Tom Thibodeau to a contract extension.
Oct. 1, 2012	Signed Ryan Allen, Vance Cooksey, Andre Emmett, Kyrylo Fesenko and Marko Jaric.
Oct. 4, 2012	Waived Vance Cooksey.
Oct. 15, 2012	Waived Andre Emmett.
Oct. 18, 2012	Waived Kyrylo Fesenko.
Oct. 24, 2012	Waived Ryan Allen and Marko Jaric.
Oct. 30, 2012	Exercised the third-year option on Jimmy Butler.
Oct. 31, 2012	Signed Taj Gibson to a multi-year extension.

2013

Jan. 6, 2013	Signed free agent Daequan Cook.
March 2, 2013	Signed free agent Lou Amundson to a 10-day contract.
March 19, 2013	Signed free agent Malcolm Thomas to a 10-day contract.
March 29, 2013	Signed Malcolm Thomas to a second 10-day contract.
April 8, 2013	Signed Malcolm Thomas for the remainder of the season.
July 10, 2013	Signed Mike Dunleavy.
July 10, 2013	Signed Draft picks Tony Snell and Erik Murphy.
July 10, 2013	Waived Richard Hamilton.
July 11, 2013	Re-signed Nazr Mohammed.
July 23, 2013	Waived Malcolm Thomas.
Sept. 27, 2013	Signed free agents Patrick Christopher, Mike James, Dahntay Jones, Kalin Lucas, Dexter Pittman, and D.J. White.
Oct. 2, 2013	Waived Kalin Lucas and Patrick Christopher.
Oct. 8, 2013	Waived Dahntay Jones.
Oct. 26, 2013	Waived D.J. White and Dexter Pittman.
Oct. 30, 2013	Exercised the fourth-year option on Jimmy Butler and the third-year option on Marquis Teague.
Dec. 13, 2013	Signed free agent D.J. Augustin.
Dec. 16, 2013	Waived guard Mike James.
Dec. 26, 2013	Assigned guard Marquis Teague to the Iowa Energy of the NBA Development League.

2014

Jan. 7, 2014	Traded Luol Deng to the Cleveland Cavaliers in exchange for multiple draft picks and Andrew Bynum.
Jan. 7, 2014	Waived Andrew Bynum.
Jan. 10, 2014	Signed Cartier Martin to a 10-day contract.
Jan. 15, 2014	Recalled guard Marquis Teague from the Iowa Energy of the NBA Development League.
Jan. 20, 2014	Signed Cartier Martin to a second 10-day contract.
Jan. 21, 2014	Traded Marquis Teague to the Brooklyn Nets in exchange for Tornike Shengelia.
Jan. 22, 2014	Signed Mike James to a 10-day contract.
Feb. 18, 2014	Signed Jarvis Varnado to a 10-day contract.
March 2, 2014	Signed Jimmer Fredette.
April 3, 2014	Waived Erik Murphy.
April 7, 2014	Signed Ronnie Brewer.

**2014 (CONT.)**

April 10, 2014	Signed Mike James and Lou Amundson.
April 14, 2014	Waived Tornike Shengelia.
April 14, 2014	Signed Greg Smith.
June 26, 2014	Acquired the draft rights to the No. 11 pick, Doug McDermott, and forward Anthony Randolph from the Denver Nuggets in exchange for the draft rights to the No. 16 pick, Jusuf Nurkic, and the No. 19 selection, Gary Harris.
July 14, 2014	Traded forward Greg Smith to the Dallas Mavericks for the rights to Tadija Dragicovic.
July 14, 2014	Traded forward Anthony Randolph, cash considerations and two future second-round picks to the Orlando Magic for the rights to Milovan Rakovic.
July 15, 2014	Waived Lou Amundson, Ronnie Brewer and Mike James.
July 15, 2014	Amnestied Carlos Boozer.
July 18, 2014	Signed Pau Gasol.
July 18, 2014	Signed Nikola Mirotic.
July 21, 2014	Re-signed Kirk Hinrich.
July 21, 2014	Signed Cameron Bairstow.
July 22, 2014	Signed Doug McDermott.
July 22, 2014	Signed Aaron Brooks.
Sept. 18, 2014	Signed E'Twaun Moore.
Sept. 22, 2014	Re-signed Nazr Mohammed.
Sept. 26, 2014	Signed Kim English, Ben Hansbrough and Solomon Jones.
Oct. 18, 2014	Waived Solomon Jones, Ben Hansbrough and Kim English.
Oct. 27, 2014	Exercised the third-year option for Tony Snell.

2015

May 28, 2015	Relieved Tom Thibodeau of his head coaching duties.
June 2, 2015	Named Fred Hoiberg Head Coach.
June 17, 2015	Named Jim Boylen Associate Head Coach.
June 25, 2015	Named Pete Myers Assistant Coach.
June 29, 2015	Kirk Hinrich exercised his player option for the 2015-16 season.
July 7, 2015	Named Randy Brown and Charlie Henry Assistant Coaches.
July 7, 2015	Signed Bobby Portis.
July 9, 2015	Signed Jimmy Butler to a multi-year contract extension.
July 12, 2015	Signed Cristiano Felicio.
July 14, 2015	Re-signed Mike Dunleavy.
July 14, 2015	Re-signed Aaron Brooks.
Sept. 28, 2015	Signed Jake Anderson, Jordan Crawford and Marcus Simmons.
Oct. 1, 2015	Signed Steffon Hannah.
Oct. 13, 2015	Waived Jake Anderson and Steffon Hannah.
Oct. 22, 2015	Waived Jordan Crawford and Marcus Simmons.
Oct. 30, 2015	Exercised the fourth-year option for Tony Snell and the third-year option for Doug McDermott.
Nov. 22, 2015	Assigned Cameron Bairstow to the Austin Spurs of the NBA Development League.
Dec. 7, 2015	Recalled Cameron Bairstow from the Austin Spurs of the NBA Development League.
Dec. 31, 2015	Assigned Cristiano Felicio to the Canton Charge of the NBA Development League.

2016

Jan. 13, 2016	Recalled Cristiano Felicio from the Canton Charge of the NBA Development League.
Jan. 15, 2016	Assigned Cristiano Felicio to the Canton Charge of the NBA Development League.
Jan. 16, 2016	Recalled Cristiano Felicio from the Canton Charge of the NBA Development League.
Feb. 1, 2016	Assigned Mike Dunleavy to the Santa Cruz Warriors of the NBA Development League.
Feb. 3, 2016	Recalled Mike Dunleavy from the Santa Cruz Warriors of the NBA Development League.
Feb. 18, 2016	Acquired Justin Holiday from the Atlanta Hawks and a 2018 second-round pick from the Utah Jazz and sent Kirk Hinrich to Atlanta.
April 18, 2016	Horace Grant named Special Advisor to President and Chief Operating Officer Michael Reinsdorf.
June 17, 2016	Acquired Spencer Dinwiddie from the Detroit Pistons in exchange for Cameron Bairstow.
June 22, 2016	Acquired Robin Lopez, Jose Calderon and Jerian Grant from the New York Knicks in exchange for Derrick Rose, Justin Holiday and Chicago's second-round selection in the 2017 NBA Draft.
July 7, 2016	Signed Rajon Rondo.
July 7, 2016	Traded Jose Calderon along with Denver's 2016 second round pick and Chicago's own 2019 second round pick to the Los Angeles Lakers for the draft rights to Ater Majok. Waived Spencer Dinwiddie.
July 7, 2016	Traded Mike Dunleavy and the draft rights to Vladimir Veremeenko (Washington's 48th-overall selection in 2006) to the Cleveland Cavaliers for draft rights to Albert Miralles (Toronto's 39th-overall selection in 2004).
July 15, 2016	Signed Paul Zipser.
July 15, 2016	Signed Dwyane Wade.
July 16, 2016	Signed Denzel Valentine.
July 20, 2016	Signed Isaiah Canaan.
July 28, 2016	Signed Spencer Dinwiddie.
Sept. 26, 2016	Signed D'Vauntes Smith-Rivera, Thomas Walkup, Vince Hunter and J.J. Avila as free agents.

**RICK ADELMAN – 6-2, 180 – LOYOLA MARYMOUNT**

YEAR	GP	MIN	FGM	FGA	PCT.	3FG	3FGA	PCT.	FTM	FTA	PCT.	OFF.	DEF.	TOT.	AST.	PF	DQ.	STL	TO	BLK	PTS	AVG.
73-74	55	618	64	170	.376	-	-	-	54	76	.711	16	53	69	56	63	0	36	-	1	182	3.3
74-75	12	340	43	104	.413	-	-	-	28	39	.718	6	20	26	35	31	0	16	-	1	114	9.5
TOT	67	958	107	274	.391	-	-	-	82	115	.713	22	73	95	91	94	0	52	-	2	296	4.4

JOE ALEXANDER – 6-8, 200 – WEST VIRGINIA

YEAR	GP	MIN	FGM	FGA	PCT.	3FG	3FGA	PCT.	FTM	FTA	PCT.	OFF.	DEF.	TOT.	AST.	PF	DQ.	STL	TO	BLK	PTS	AVG.
09-10	8	29	1	6	.167	0	1	.000	2	3	.667	2	3	5	2	9	0	1	0	1	4	0.5

MALIK ALLEN – 6-10, 250 – VILLANOVA

YEAR	GP	MIN	FGM	FGA	PCT.	3FG	3FGA	PCT.	FTM	FTA	PCT.	OFF.	DEF.	TOT.	AST.	PF	DQ.	STL	TO	BLK	PTS	AVG.
05-06	54	701	121	247	.490	1	1	1.000	23	38	.605	44	96	140	20	92	0	14	34	16	286	4.9
06-07	60	638	107	258	.415	0	1	.000	28	34	.824	42	77	119	16	85	0	17	21	16	242	4.0
TOT	114	1339	228	505	.452	1	2	.500	51	72	.708	86	173	259	36	177	0	31	55	32	508	4.5

LOU AMUNDSON – 6-9, 225 – NEVADA-LAS VEGAS

YEAR	GP	MIN	FGM	FGA	PCT.	3FG	3FGA	PCT.	FTM	FTA	PCT.	OFF.	DEF.	TOT.	AST.	PF	DQ.	STL	TO	BLK	PTS	AVG.
12-13	1	2	0	1	.000	0	0	-	0	0	-	1	0	1	0	0	0	0	0	0	0	0.0
13-14	1	1	0	0	-	0	0	-	0	0	-	0	0	0	0	0	0	0	0	0	0	0.0
TOT	2	3	0	2	.000	0	0	-	0	0	-	2	0	2	0	0	0	0	0	0	0	0.0

CHRIS ANSTEY – 7-0, 249 – AUSTRALIA

YEAR	GP	MIN	FGM	FGA	PCT.	3FG	3FGA	PCT.	FTM	FTA	PCT.	OFF.	DEF.	TOT.	AST.	PF	DQ.	STL	TO	BLK	PTS	AVG.
99-00	73	1007	161	364	.442	1	6	.167	116	147	.789	90	190	280	65	189	4	29	80	25	439	6.0

GREG ANTHONY – 6-1, 180 – NEVADA-LAS VEGAS

YEAR	GP	MIN	FGM	FGA	PCT.	3FG	3FGA	PCT.	FTM	FTA	PCT.	OFF.	DEF.	TOT.	AST.	PF	DQ.	STL	TO	BLK	PTS	AVG.
01-02	36	961	113	287	.394	29	90	.322	47	70	.671	16	72	88	203	72	1	49	58	4	302	8.4

JIM ARD – 6-9, 220 – CINCINNATI

YEAR	GP	MIN	FGM	FGA	PCT.	3FG	3FGA	PCT.	FTM	FTA	PCT.	OFF.	DEF.	TOT.	AST.	PF	DQ.	STL	TO	BLK	PTS	AVG.
77-78	14	116	8	16	.500	-	-	-	2	3	.667	8	24	32	7	18	0	0	14	0	18	1.3

B.J. ARMSTRONG – 6-2, 185 – IOWA

YEAR	GP	MIN	FGM	FGA	PCT.	3FG	3FGA	PCT.	FTM	FTA	PCT.	OFF.	DEF.	TOT.	AST.	PF	DQ.	STL	TO	BLK	PTS	AVG.
89-90	81	1291	190	392	.485	3	6	.500	69	78	.885	19	83	102	199	105	0	46	83	6	452	5.6
90-91	82	1731	304	632	.481	15	30	.500	97	111	.874	25	124	149	301	118	0	70	107	4	720	8.8
91-92	82	1875	335	697	.481	35	87	.402	104	129	.806	19	126	145	266	88	0	46	94	5	809	9.9
92-93	82	2492	408	918	.443	63	139	.453	130	151	.861	27	122	149	330	169	0	66	83	6	1009	12.3
93-94	82	2770	479	1007	.476	60	135	.444	194	227	.855	28	142	170	323	147	1	80	131	9	1212	14.8
94-95	82	2577	418	894	.468	108	253	.427	206	233	.884	25	161	186	244	159	0	84	103	8	1150	14.0
99-00	27	583	83	186	.446	13	29	.448	22	25	.880	2	45	47	78	34	0	7	40	1	201	7.4
TOT	518	13319	2217	4626	.479	297	679	.437	822	954	.862	145	803	948	1741	820	1	399	641	39	5553	10.7

TATE ARMSTRONG – 6-3, 175 – DUKE

YEAR	GP	MIN	FGM	FGA	PCT.	3FG	3FGA	PCT.	FTM	FTA	PCT.	OFF.	DEF.	TOT.	AST.	PF	DQ.	STL	TO	BLK	PTS	AVG.
77-78	66	716	131	280	.468	-	-	-	22	27	.815	24	44	68	74	42	0	23	58	0	284	4.3
78-79	26	259	28	70	.400	-	-	-	10	13	.769	7	13	20	31	22	0	10	21	0	66	2.5
TOT	92	975	159	350	.454	-	-	-	32	40	.800	31	57	88	105	64	0	33	79	0	350	3.8

RON ARTEST – 6-7, 246 – ST. JOHN'S

YEAR	GP	MIN	FGM	FGA	PCT.	3FG	3FGA	PCT.	FTM	FTA	PCT.	OFF.	DEF.	TOT.	AST.	PF	DQ.	STL	TO	BLK	PTS	AVG.
99-00	72	2238	309	759	.407	60	191	.314	188	279	.674	62	246	308	202	159	0	119	166	39	866	12.0
00-01	76	2363	327	815	.401	43	148	.291	210	280	.750	59	235	294	228	254	7	152	159	45	907	11.9
01-02	27	823	152	351	.433	36	91	.396	81	129	.628	40	91	131	77	108	6	75	69	23	421	15.6
TOT	175	5424	788	1925	.409	139	430	.323	479	688	.696	161	572	733	507	521	13	346	394	107	2194	12.5

OMER ASIK – 7-0, 255 – BURSA, TURKEY

YEAR	GP	MIN	FGM	FGA	PCT.	3FG	3FGA	PCT.	FTM	FTA	PCT.	OFF.	DEF.	TOT.	AST.	PF	DQ.	STL	TO	BLK	PTS	AVG.
10-11	82	989	78	141	.553	0	0	-	73	145	.503	112	194	306	32	153	2	20	64	56	229	2.8
11-12	66	971	79	156	.506	0	0	-	47	103	.456	127	223	350	32	121	1	30	68	68	205	3.1
TOT	148	1960	157	297	.529	0	0	-	120	248	.484	239	417	656	64	274	2	50	132	124	434	2.9

D.J. AUGUSTIN – 6-0, 183 – TEXAS

YEAR	GP	MIN	FGM	FGA	PCT.	3FG	3FGA	PCT.	FTM	FTA	PCT.	OFF.	DEF.	TOT.	AST.	PF	DQ.	STL	TO	BLK	PTS	AVG.
13-14	61	1857	291	694	.419	132	321	.411	195	221	.882	15	111	126	303	140	0	52	116	3	909	14.9

**DENNIS AWTREY – 6-10, 250 – SANTA CLARA**

YEAR	GP	MIN	FGM	FGA	PCT.	3FG	3FGA	PCT.	FTM	FTA	PCT.	OFF.	DEF.	TOT.	AST.	PF	DQ.	STL.	TO	BLK	PTS	AVG.
72-73	79	1650	143	298	.480	-	-	-	85	149	.570	-	-	433	222	226	6	-	-	-	371	4.7
73-74	68	768	65	123	.528	-	-	-	54	94	.574	49	125	174	86	128	3	22	-	14	184	2.7
79-80	26	560	27	60	.450	0	0	-	32	50	.640	29	86	115	40	66	0	12	27	15	86	3.3
TOT	173	2966	235	481	.489	0	0	-	171	293	.584	78	211	722	348	420	9	34	27	29	641	3.7

DALIBOR BAGARIC – 7-1, 290 – CROATIA

YEAR	GP	MIN	FGM	FGA	PCT.	3FG	3FGA	PCT.	FTM	FTA	PCT.	OFF.	DEF.	TOT.	AST.	PF	DQ.	STL.	TO	BLK	PTS	AVG.
00-01	35	259	17	85	.262	0	1	.000	13	28	.464	22	34	56	10	44	0	9	21	16	47	1.3
01-02	50	638	72	178	.404	0	1	.000	41	70	.586	55	107	162	23	108	0	17	46	24	185	3.7
02-03	10	76	8	26	.308	0	0	-	3	4	.750	7	13	20	4	11	0	3	5	3	19	1.9
TOT	95	973	97	269	.361	0	2	.000	57	102	.559	84	154	238	37	163	0	29	72	43	251	2.6

CAMERON BAIRSTOW – 6-9, 220 – NEW MEXICO

YEAR	GP	MIN	FGM	FGA	PCT.	3FG	3FGA	PCT.	FTM	FTA	PCT.	OFF.	DEF.	TOT.	AST.	PF	DQ.	STL.	TO	BLK	PTS	AVG.
14-15	18	64	3	14	.214	-	-	-	4	5	.800	6	2	8	1	8	0	2	3	1	10	0.6
15-16	18	103	13	40	.325	1	5	.200	7	8	.875	4	24	28	6	19	0	2	4	3	34	1.9
TOT	36	167	16	54	.296	1	5	.200	11	13	.846	10	26	36	7	27	0	4	7	4	44	1.2

GENE BANKS – 6-7, 215 – DUKE

YEAR	GP	MIN	FGM	FGA	PCT.	3FG	3FGA	PCT.	FTM	FTA	PCT.	OFF.	DEF.	TOT.	AST.	PF	DQ.	STL.	TO	BLK	PTS	AVG.
85-86	82	2139	356	688	.517	0	19	.000	183	255	.718	178	182	360	251	212	4	81	139	10	895	10.9
86-87	63	1822	249	462	.539	0	5	.000	112	146	.767	115	193	308	170	173	3	52	113	17	610	9.7
TOT	145	3961	605	1150	.526	0	24	.000	295	401	.736	293	375	668	421	385	7	133	252	27	1505	10.4

JIM BARNES – 6-8, 240 – TEXAS-EL PASO

YEAR	GP	MIN	FGM	FGA	PCT.	3FG	3FGA	PCT.	FTM	FTA	PCT.	OFF.	DEF.	TOT.	AST.	PF	DQ.	STL.	TO	BLK	PTS	AVG.
67-68	37	712	120	264	.455	-	-	-	74	103	.718	-	-	204	28	128	3	-	-	-	314	8.5
68-69	49	595	92	202	.455	-	-	-	65	92	.707	-	-	194	27	107	2	-	-	-	249	5.1
TOT	86	1307	212	466	.455	-	-	-	139	195	.713	-	-	398	55	235	5	-	-	-	563	6.5

ANDRE BARRETT – 5-10, 173 – SETON HALL

YEAR	GP	MIN	FGM	FGA	PCT.	3FG	3FGA	PCT.	FTM	FTA	PCT.	OFF.	DEF.	TOT.	AST.	PF	DQ.	STL.	TO	BLK	PTS	AVG.
06-07	6	29	4	8	.500	0	0	-	0	0	-	1	4	5	7	4	0	0	4	0	8	1.3

BRENT BARRY – 6-6, 195 – OREGON STATE

YEAR	GP	MIN	FGM	FGA	PCT.	3FG	3FGA	PCT.	FTM	FTA	PCT.	OFF.	DEF.	TOT.	AST.	PF	DQ.	STL.	TO	BLK	PTS	AVG.
98-99	37	1181	141	356	.396	52	172	.302	78	101	.772	39	105	144	116	98	2	42	72	11	412	11.1

EDDIE BASDEN – 6-5, 215 – CHARLOTTE

YEAR	GP	MIN	FGM	FGA	PCT.	3FG	3FGA	PCT.	FTM	FTA	PCT.	OFF.	DEF.	TOT.	AST.	PF	DQ.	STL.	TO	BLK	PTS	AVG.
05-06	19	141	15	37	.405	1	7	.143	8	10	.800	7	21	28	8	17	0	9	9	2	39	2.1

JOHN BAUM – 6-5, 200 – TEMPLE

YEAR	GP	MIN	FGM	FGA	PCT.	3FG	3FGA	PCT.	FTM	FTA	PCT.	OFF.	DEF.	TOT.	AST.	PF	DQ.	STL.	TO	BLK	PTS	AVG.
69-70	3	13	3	11	.273	-	-	-	0	0	-	-	-	4	0	1	0	-	-	-	6	2.0
70-71	62	543	123	293	.420	-	-	-	40	58	.690	-	-	125	31	55	0	-	-	-	286	4.6
TOT	65	556	126	304	.414	-	-	-	40	58	.690	-	-	129	31	56	0	-	-	-	292	4.5

LONNY BAXTER – 6-8, 260 – MARYLAND

YEAR	GP	MIN	FGM	FGA	PCT.	3FG	3FGA	PCT.	FTM	FTA	PCT.	OFF.	DEF.	TOT.	AST.	PF	DQ.	STL.	TO	BLK	PTS	AVG.
02-03	55	682	96	206	.466	0	2	.000	70	103	.680	65	100	165	16	135	1	9	46	22	262	4.8
03-04	14	147	27	49	.551	1	1	1.000	5	8	.625	11	24	35	5	31	2	1	11	6	60	4.3
TOT	69	829	123	255	.482	1	3	.333	75	111	.676	76	124	200	21	166	3	10	57	28	322	4.7

MARCO BELINELLI – 6-5, 195 – ITALY

YEAR	GP	MIN	FGM	FGA	PCT.	3FG	3FGA	PCT.	FTM	FTA	PCT.	OFF.	DEF.	TOT.	AST.	PF	DQ.	STL.	TO	BLK	PTS	AVG.
12-13	73	1882	241	610	.395	79	221	.357	141	168	.839	13	127	140	148	140	1	44	82	6	702	9.6

LEON BENBOW – 6-4, 185 – JACKSONVILLE

YEAR	GP	MIN	FGM	FGA	PCT.	3FG	3FGA	PCT.	FTM	FTA	PCT.	OFF.	DEF.	TOT.	AST.	PF	DQ.	STL.	TO	BLK	PTS	AVG.
74-75	39	252	35	94	.372	-	-	-	15	18	.833	14	24	38	25	41	0	11	-	6	85	2.2
75-76	76	1588	219	551	.397	-	-	-	105	140	.750	65	111	176	158	186	1	62	-	11	543	7.1
TOT	115	1838	254	645	.394	-	-	-	120	158	.759	79	135	214	183	227	1	73	-	17	628	5.5

**COREY BENJAMIN – 6-6, 205 – OREGON STATE**

YEAR	GP	MIN	FGM	FGA	PCT.	3FG	3FGA	PCT.	FTM	FTA	PCT.	OFF.	DEF.	TOT.	AST.	PF	DQ.	STL	TO	BLK	PTS	AVG.
98-99	31	320	44	117	.376	3	14	.214	27	40	.675	15	25	40	10	46	0	11	21	8	118	3.8
99-00	48	862	145	350	.414	31	89	.348	49	82	.598	21	67	88	54	122	2	31	74	22	370	7.7
00-01	65	857	115	302	.381	21	81	.259	56	83	.675	38	62	100	69	128	2	63	16	16	307	4.7
TOT	144	2039	304	769	.395	55	184	.299	132	205	.644	74	154	228	133	296	4	105	111	46	795	5.5

MARIO BENNETT – 6-9, 220 – ARIZONA STATE

YEAR	GP	MIN	FGM	FGA	PCT.	3FG	3FGA	PCT.	FTM	FTA	PCT.	OFF.	DEF.	TOT.	AST.	PF	DQ.	STL	TO	BLK	PTS	AVG.
98-99	3	19	2	6	.333	0	0	-	3	4	.750	2	3	5	0	4	0	1	1	0	7	2.3

DELMER BESHORE – 6-0, 170 – CALIFORNIA (PA.)

YEAR	GP	MIN	FGM	FGA	PCT.	3FG	3FGA	PCT.	FTM	FTA	PCT.	OFF.	DEF.	TOT.	AST.	PF	DQ.	STL	TO	BLK	PTS	AVG.
79-80	68	869	88	250	.352	10	26	.385	58	87	.667	16	47	63	139	105	0	58	104	5	244	3.6

TRAVIS BEST – 5-11, 185 – GEORGIA TECH

YEAR	GP	MIN	FGM	FGA	PCT.	3FG	3FGA	PCT.	FTM	FTA	PCT.	OFF.	DEF.	TOT.	AST.	PF	DQ.	STL	TO	BLK	PTS	AVG.
01-02	30	793	112	254	.441	8	25	.320	47	51	.922	10	71	81	149	72	3	32	40	1	279	9.3

RICKY BLANTON – 6-7, 215 – LOUISIANA STATE

YEAR	GP	MIN	FGM	FGA	PCT.	3FG	3FGA	PCT.	FTM	FTA	PCT.	OFF.	DEF.	TOT.	AST.	PF	DQ.	STL	TO	BLK	PTS	AVG.
92-93	2	13	3	7	.429	0	0	-	0	0	-	2	1	3	1	1	0	2	1	0	6	3.0

JOHN BLOCK – 6-10, 210 – SOUTHERN CALIFORNIA

YEAR	GP	MIN	FGM	FGA	PCT.	3FG	3FGA	PCT.	FTM	FTA	PCT.	OFF.	DEF.	TOT.	AST.	PF	DQ.	STL	TO	BLK	PTS	AVG.
74-75	50	882	150	317	.473	-	-	-	105	134	.784	63	151	214	44	110	0	38	-	31	405	8.1
75-76	2	7	2	4	.500	-	-	-	0	2	.000	0	2	2	0	0	0	1	-	0	4	2.0
TOT	52	889	152	321	.474	-	-	-	105	136	.772	63	153	216	44	112	0	39	-	31	409	7.9

CORIE BLOUNT – 6-10, 242 – CINCINNATI

YEAR	GP	MIN	FGM	FGA	PCT.	3FG	3FGA	PCT.	FTM	FTA	PCT.	OFF.	DEF.	TOT.	AST.	PF	DQ.	STL	TO	BLK	PTS	AVG.
93-94	67	690	76	174	.437	0	0	-	46	75	.613	76	118	194	56	93	0	19	52	33	198	3.0
94-95	68	889	100	210	.476	0	2	.000	38	67	.567	107	133	240	60	146	0	26	59	33	238	3.5
02-03	50	836	65	134	.485	0	0	-	20	35	.571	68	137	205	50	121	1	33	43	19	150	3.0
03-04	46	758	97	206	.471	0	3	.000	13	24	.542	76	130	206	45	86	0	38	35	19	207	4.5
TOT	231	3171	338	724	.467	0	5	.000	117	201	.582	327	518	845	211	446	1	116	189	104	793	3.4

RAY BLUME – 6-4, 185 – OREGON STATE

YEAR	GP	MIN	FGM	FGA	PCT.	3FG	3FGA	PCT.	FTM	FTA	PCT.	OFF.	DEF.	TOT.	AST.	PF	DQ.	STL	TO	BLK	PTS	AVG.
81-82	49	546	102	222	.459	4	18	.222	18	28	.643	14	27	41	68	57	0	23	54	2	226	4.6

TOM BOERWINKLE – 7-0, 265 – TENNESSEE

YEAR	GP	MIN	FGM	FGA	PCT.	3FG	3FGA	PCT.	FTM	FTA	PCT.	OFF.	DEF.	TOT.	AST.	PF	DQ.	STL	TO	BLK	PTS	AVG.
68-69	80	2365	318	831	.383	-	-	-	145	222	.653	-	-	889	178	317	11	-	-	-	781	9.8
69-70	81	2335	348	775	.449	-	-	-	150	226	.664	-	-	1016	229	255	4	-	-	-	846	10.4
70-71	82	2370	357	736	.485	-	-	-	168	232	.724	-	-	1133	397	275	3	-	-	-	882	10.8
71-72	80	2022	219	500	.438	-	-	-	118	180	.656	-	-	897	281	253	4	-	-	-	556	7.0
72-73	8	176	9	24	.375	-	-	-	12	20	.600	-	-	54	40	22	0	-	-	-	30	3.8
73-74	46	602	58	119	.487	-	-	-	42	60	.700	53	160	213	94	80	0	16	-	18	158	3.4
74-75	80	1175	132	271	.487	-	-	-	73	95	.768	105	275	380	272	163	0	25	-	45	337	4.2
75-76	74	2045	265	530	.500	-	-	-	118	177	.667	263	529	792	283	263	9	47	-	52	648	8.8
76-77	82	1070	134	273	.491	-	-	-	34	63	.540	101	211	312	189	147	0	19	-	19	302	3.7
77-78	22	227	23	50	.460	-	-	-	10	13	.769	14	45	59	44	36	0	3	26	4	56	2.5
TOT	635	14387	1863	4109	.453	-	-	-	870	1288	.675	536	1220	5745	2007	1811	31	110	26	138	4596	7.2

KEITH BOGANS – 6-5, 215 – KENTUCKY

YEAR	GP	MIN	FGM	FGA	PCT.	3FG	3FGA	PCT.	FTM	FTA	PCT.	OFF.	DEF.	TOT.	AST.	PF	DQ.	STL	TO	BLK	PTS	AVG.
10-11	82	1461	124	307	.404	90	237	.380	21	32	.656	19	129	148	101	113	0	38	41	9	359	4.4

KEITH BOOTH – 6-6, 235 – MARYLAND

YEAR	GP	MIN	FGM	FGA	PCT.	3FG	3FGA	PCT.	FTM	FTA	PCT.	OFF.	DEF.	TOT.	AST.	PF	DQ.	STL	TO	BLK	PTS	AVG.
97-98	6	17	2	6	.333	0	1	.000	6	6	1.000	2	2	4	1	3	0	0	3	0	10	1.7
98-99	39	432	49	151	.325	1	10	.100	21	42	.500	25	68	93	38	60	0	22	39	11	120	3.1
TOT	45	449	51	157	.325	1	11	.091	27	48	.563	27	70	97	39	63	0	22	42	11	130	2.9

BOB BOOZER – 6-8, 220 – KANSAS STATE

YEAR	GP	MIN	FGM	FGA	PCT.	3FG	3FGA	PCT.	FTM	FTA	PCT.	OFF.	DEF.	TOT.	AST.	PF	DQ.	STL	TO	BLK	PTS	AVG.
66-67	80	2451	538	1104	.487	-	-	-	360	461	.781	-	-	679	90	212	0	-	-	-	1436	18.0
67-68	77	2388	622	1285	.492	-	-	-	411	535	.768	-	-	756	121	229	1	-	-	-	1655	21.5
68-69	79	2872	661	1375	.481	-	-	-	394	489	.806	-	-	614	156	218	2	-	-	-	1716	21.7
TOT	236	8311	1821	3744	.486	-	-	-	1165	1485	.785	-	-	2049	367	659	3	-	-	-	4807	20.4



ALL-TIME ROSTER WITH STATISTICS

CARLOS BOOZER - G-9, 266 - DUKE

YEAR	GP	MIN	FGM	FBA	PCT.	3FG	3FGA	PCT.	FTM	FTA	PCT.	OFF.	DEF.	TOT.	AST.	PF	DQ.	STL	TO	BLK	PTS	AVG.
10-11	59	1882	431	845	.510	0	0	-	171	244	.701	130	435	565	145	186	0	45	149	18	1033	17.5
11-12	66	1948	448	842	.532	0	1	.000	95	137	.693	114	450	564	125	168	1	63	115	24	991	15.0
12-13	79	2546	544	1140	.477	0	2	.000	193	264	.731	175	596	771	179	239	1	66	176	28	1281	16.2
13-14	76	2141	447	980	.456	0	2	.000	148	193	.767	137	495	632	118	216	0	53	154	22	1042	13.7
TOT	280	8517	1870	3807	.491	0	5	.000	607	838	.724	556	1976	2532	567	809	2	227	594	92	4347	15.5

NATE BOWMAN - G-10, 230 - WICHITA STATE

YEAR	GP	MIN	FGM	FBA	PCT.	3FG	3FGA	PCT.	FTM	FTA	PCT.	OFF.	DEF.	TOT.	AST.	PF	DQ.	STL	TO	BLK	PTS	AVG.
66-67	9	65	8	21	.381	-	-	-	6	8	.750	-	-	28	2	18	0	-	-	-	22	2.4

DUDLEY BRADLEY - G-6, 195 - NORTH CAROLINA

YEAR	GP	MIN	FGM	FBA	PCT.	3FG	3FGA	PCT.	FTM	FTA	PCT.	OFF.	DEF.	TOT.	AST.	PF	DQ.	STL	TO	BLK	PTS	AVG.
82-83	58	683	82	169	.516	1	5	.200	36	45	.800	27	78	105	106	91	0	49	59	10	201	3.5

ELTON BRAND - G-8, 260 - DUKE

YEAR	GP	MIN	FGM	FBA	PCT.	3FG	3FGA	PCT.	FTM	FTA	PCT.	OFF.	DEF.	TOT.	AST.	PF	DQ.	STL	TO	BLK	PTS	AVG.
99-00	81	2989	630	1306	.482	0	2	.000	367	536	.685	348	462	810	155	259	3	66	228	132	1627	20.1
00-01	74	2906	578	1215	.476	0	2	.000	334	472	.708	285	461	746	240	243	4	71	219	118	1490	20.1
TOT	155	5905	1208	2521	.479	0	4	.000	701	1008	.695	633	923	1556	395	502	7	137	447	250	3117	20.1

MIKE BRATZ - G-2, 185 - STANFORD

YEAR	GP	MIN	FGM	FBA	PCT.	3FG	3FGA	PCT.	FTM	FTA	PCT.	OFF.	DEF.	TOT.	AST.	PF	DQ.	STL	TO	BLK	PTS	AVG.
82-83	15	140	14	42	.333	1	8	.125	10	13	.769	3	16	19	23	20	0	7	14	0	39	2.6

RON BREWER - G-4, 180 - ARKANSAS

YEAR	GP	MIN	FGM	FBA	PCT.	3FG	3FGA	PCT.	FTM	FTA	PCT.	OFF.	DEF.	TOT.	AST.	PF	DQ.	STL	TO	BLK	PTS	AVG.
85-86	4	18	3	9	.333	0	0	-	1	1	1.000	0	0	0	0	1	0	0	2	0	7	1.8

RONNIE BREWER - G-7, 227 - ARKANSAS

YEAR	GP	MIN	FGM	FBA	PCT.	3FG	3FGA	PCT.	FTM	FTA	PCT.	OFF.	DEF.	TOT.	AST.	PF	DQ.	STL	TO	BLK	PTS	AVG.
10-11	81	1781	205	427	.480	6	27	.222	87	133	.654	55	207	262	140	82	0	106	55	22	503	6.2
11-12	66	1636	190	445	.427	19	69	.275	56	100	.560	72	159	231	137	64	0	72	59	21	456	6.9
13-14	1	2	0	0	.000	0	0	-	0	0	-	0	0	0	0	0	0	0	0	0	0	0.0
TOT	148	2418	395	872	.453	25	96	.260	143	233	.614	127	366	493	277	166	0	178	114	43	958	6.5

AARON BROOKS - G-0, 161 - OREGON

YEAR	GP	MIN	FGM	FBA	PCT.	3FG	3FGA	PCT.	FTM	FTA	PCT.	OFF.	DEF.	TOT.	AST.	PF	DQ.	STL	TO	BLK	PTS	AVG.
14-15	82	1885	344	817	.421	121	313	.387	145	174	.833	32	134	166	261	189	2	54	157	15	954	11.6
15-16	69	1108	188	469	.401	66	185	.357	49	64	.766	21	80	101	180	132	0	30	82	10	491	7.1
TOT	151	2993	532	1286	.414	187	498	.376	194	238	.815	53	214	267	441	321	2	84	239	25	1445	9.6

DEVIN BROWN - G-5, 210 - TEXAS-SAN ANTONIO

YEAR	GP	MIN	FGM	FBA	PCT.	3FG	3FGA	PCT.	FTM	FTA	PCT.	OFF.	DEF.	TOT.	AST.	PF	DQ.	STL	TO	BLK	PTS	AVG.
09-10	11	93	8	36	.222	4	17	.235	0	0	-	2	13	15	7	10	0	3	5	1	20	1.8

JOHN BROWN - G-7, 220 - MISSOURI

YEAR	GP	MIN	FGM	FBA	PCT.	3FG	3FGA	PCT.	FTM	FTA	PCT.	OFF.	DEF.	TOT.	AST.	PF	DQ.	STL	TO	BLK	PTS	AVG.
78-79	77	1265	152	317	.479	-	-	-	84	98	.857	83	155	238	104	180	5	18	89	10	388	5.0

MIKE BROWN - G-10, 260 - GEORGE WASHINGTON

YEAR	GP	MIN	FGM	FBA	PCT.	3FG	3FGA	PCT.	FTM	FTA	PCT.	OFF.	DEF.	TOT.	AST.	PF	DQ.	STL	TO	BLK	PTS	AVG.
86-87	62	818	106	201	.527	0	0	-	46	72	.639	71	143	214	24	129	2	20	59	7	258	4.2
87-88	46	591	78	174	.448	0	1	.000	41	71	.577	66	93	159	28	85	0	11	38	4	197	4.3
TOT	108	1409	184	375	.491	0	1	.000	87	143	.608	137	236	373	52	214	2	31	97	11	455	4.2

P.J. BROWN - G-11, 239 - LOUISIANA TECH

YEAR	GP	MIN	FGM	FBA	PCT.	3FG	3FGA	PCT.	FTM	FTA	PCT.	OFF.	DEF.	TOT.	AST.	PF	DQ.	STL	TO	BLK	PTS	AVG.
06-07	72	1446	170	418	.407	0	2	.000	96	122	.787	129	218	347	48	187	1	24	85	52	436	6.1

RANDY BROWN - G-2, 191 - NEW MEXICO STATE

YEAR	GP	MIN	FGM	FBA	PCT.	3FG	3FGA	PCT.	FTM	FTA	PCT.	OFF.	DEF.	TOT.	AST.	PF	DQ.	STL	TO	BLK	PTS	AVG.
95-96	68	671	78	192	.406	1	11	.091	28	46	.609	17	49	66	73	88	0	57	31	12	185	2.7
96-97	72	1057	140	333	.420	4	22	.182	57	84	.679	34	77	111	133	116	0	81	58	17	341	4.7
97-98	71	1147	116	302	.384	0	5	.000	56	78	.718	34	60	94	151	118	0	71	63	12	288	4.1
98-99	39	1139	132	319	.414	0	10	.000	78	103	.757	27	105	132	149	93	1	68	80	8	342	8.8
99-00	59	1625	157	435	.361	3	6	.500	62	84	.738	23	121	144	202	120	1	61	105	15	379	6.4
TOT	309	5639	623	1581	.394	8	54	.148	281	395	.711	135	412	547	708	535	2	338	337	64	1535	5.0

FRONT OFFICE

BASKETBALL OPS.

PLAYERS

THE NBA

OPPONENTS

2015-16 SEASON

RECORDS

PLAYOFFS

HISTORY

COMMUNITY

MEDIA

**ROGER BROWN – G-11, 230 – KANSAS**

YEAR	GP	MIN	FGM	FGA	PCT.	3FG	3FGA	PCT.	FTM	FTA	PCT.	OFF.	DEF.	TOT.	AST.	PF	DQ.	STL.	TO	BLK	PTS	AVG.
79-80	4	37	1	3	.333	0	0		0	0		0	2	8	10	1	4	0	0	3	2	0.5

SHANNON BROWN – G-4, 211 – MICHIGAN STATE

YEAR	GP	MIN	FGM	FGA	PCT.	3FG	3FGA	PCT.	FTM	FTA	PCT.	OFF.	DEF.	TOT.	AST.	PF	DQ.	STL.	TO	BLK	PTS	AVG.
07-08	6	22	3	15	.200	0	1	.000	3	6	.500	1	1	2	0	2	0	1	5	2	9	1.5

TONY BROWN – G-6, 200 – ARKANSAS

YEAR	GP	MIN	FGM	FGA	PCT.	3FG	3FGA	PCT.	FTM	FTA	PCT.	OFF.	DEF.	TOT.	AST.	PF	DQ.	STL.	TO	BLK	PTS	AVG.
85-86	10	132	18	41	.439	0	2	.000	9	13	.692	5	11	16	14	16	0	5	4	1	45	4.5

RICK BRUNSON – G-4, 190 – TEMPLE

YEAR	GP	MIN	FGM	FGA	PCT.	3FG	3FGA	PCT.	FTM	FTA	PCT.	OFF.	DEF.	TOT.	AST.	PF	DQ.	STL.	TO	BLK	PTS	AVG.
02-03	17	196	23	50	.460	4	6	.667	10	12	.833	4	15	19	36	20	0	10	17	3	60	3.5
03-04	37	402	38	101	.376	11	23	.478	27	31	.871	9	28	37	80	44	0	25	33	3	114	3.1
TOT	54	598	61	151	.404	15	29	.517	37	43	.860	13	43	56	116	64	0	35	50	6	174	3.2

MARK BRYANT – G-9, 245 – SETON HALL

YEAR	GP	MIN	FGM	FGA	PCT.	3FG	3FGA	PCT.	FTM	FTA	PCT.	OFF.	DEF.	TOT.	AST.	PF	DQ.	STL.	TO	BLK	PTS	AVG.
98-99	45	1204	168	348	.483	0	1	.000	71	110	.645	92	140	232	48	149	2	34	68	16	407	9.0

WALLACE BRYANT – F-7, 245 – SAN FRANCISCO

YEAR	GP	MIN	FGM	FGA	PCT.	3FG	3FGA	PCT.	FTM	FTA	PCT.	OFF.	DEF.	TOT.	AST.	PF	DQ.	STL.	TO	BLK	PTS	AVG.
83-84	29	317	52	133	.391	0	0	-	14	33	.424	37	43	80	13	48	0	9	16	11	118	4.1

JUD BUECHLER – G-6, 225 – ARIZONA

YEAR	GP	MIN	FGM	FGA	PCT.	3FG	3FGA	PCT.	FTM	FTA	PCT.	OFF.	DEF.	TOT.	AST.	PF	DQ.	STL.	TO	BLK	PTS	AVG.
94-95	57	605	90	183	.492	15	48	.313	22	39	.564	36	62	98	50	64	0	24	30	12	217	3.8
95-96	74	740	112	242	.463	40	90	.444	14	22	.636	45	66	111	56	70	0	34	39	7	278	3.8
96-97	76	703	58	158	.367	18	54	.333	5	14	.357	45	81	126	60	0	0	23	27	1	139	1.8
97-98	74	608	95	176	.483	25	65	.385	3	6	.500	24	53	77	49	47	0	22	21	15	198	2.7
TOT	281	2656	345	759	.455	98	257	.381	44	81	.543	150	262	412	215	231	0	103	117	55	832	3.0

ROGER BURKMAN – G-5, 175 – LOUISVILLE

YEAR	GP	MIN	FGM	FGA	PCT.	3FG	3FGA	PCT.	FTM	FTA	PCT.	OFF.	DEF.	TOT.	AST.	PF	DQ.	STL.	TO	BLK	PTS	AVG.
81-82	6	30	1	4	.250	0	1	.000	5	6	.833	2	4	6	5	6	0	6	3	2	5	0.8

JIM BURNS – G-3, 195 – NORTHWESTERN

YEAR	GP	MIN	FGM	FGA	PCT.	3FG	3FGA	PCT.	FTM	FTA	PCT.	OFF.	DEF.	TOT.	AST.	PF	DQ.	STL.	TO	BLK	PTS	AVG.
67-68	3	11	2	7	.286	-	-	-	0	0	-	-	-	2	1	1	0	-	-	-	4	1.3

SCOTT BURRELL – G-7, 218 – CONNECTICUT

YEAR	GP	MIN	FGM	FGA	PCT.	3FG	3FGA	PCT.	FTM	FTA	PCT.	OFF.	DEF.	TOT.	AST.	PF	DQ.	STL.	TO	BLK	PTS	AVG.
97-98	80	1096	159	375	.424	51	144	.354	47	64	.734	80	118	198	65	131	1	64	50	37	416	5.2

JIMMY BUTLER – G-7, 231 – MARQUETTE

YEAR	GP	MIN	FGM	FGA	PCT.	3FG	3FGA	PCT.	FTM	FTA	PCT.	OFF.	DEF.	TOT.	AST.	PF	DQ.	STL.	TO	BLK	PTS	AVG.
11-12	42	359	32	79	.405	2	11	.182	43	56	.768	23	33	56	14	20	0	11	14	5	109	2.6
12-13	82	2134	239	512	.467	40	105	.381	187	233	.803	136	192	328	115	97	0	78	62	31	705	8.6
13-14	67	2581	275	693	.397	68	240	.283	260	338	.769	87	243	330	175	106	0	127	102	36	878	13.1
14-15	65	2513	421	912	.462	73	193	.378	386	463	.834	114	265	379	212	108	0	114	93	36	1301	20.0
15-16	67	2474	470	1035	.454	64	205	.312	395	475	.832	79	279	358	321	124	1	110	132	43	1399	20.9
TOT	323	10071	1437	3231	.445	247	754	.328	1271	1565	.812	439	1012	1451	837	455	1	440	403	151	4392	13.6

RASUAL BUTLER – G-7, 215 – LASALLE

YEAR	GP	MIN	FGM	FGA	PCT.	3FG	3FGA	PCT.	FTM	FTA	PCT.	OFF.	DEF.	TOT.	AST.	PF	DQ.	STL.	TO	BLK	PTS	AVG.
10-11	6	26	6	11	.545	4	7	.571	0	0	-	0	1	1	0	3	0	0	2	0	16	2.7

JASON CAFFEY – G-8, 256 – ALABAMA

YEAR	GP	MIN	FGM	FGA	PCT.	3FG	3FGA	PCT.	FTM	FTA	PCT.	OFF.	DEF.	TOT.	AST.	PF	DQ.	STL.	TO	BLK	PTS	AVG.
95-96	57	545	71	162	.438	0	1	.000	40	68	.588	51	60	111	24	91	3	12	48	7	182	3.2
96-97	75	1405	205	385	.532	0	1	.000	139	211	.659	135	166	301	89	149	0	25	97	9	549	7.3
97-98	51	710	100	199	.503	0	1	.000	68	103	.660	76	97	173	36	92	1	13	48	17	268	5.3
TOT	183	2660	376	746	.504	0	3	.000	247	382	.647	262	323	585	149	332	4	50	193	33	999	5.5

CHRIS CARR – G-6, 220 – SOUTHERN ILLINOIS

YEAR	GP	MIN	FGM	FGA	PCT.	3FG	3FGA	PCT.	FTM	FTA	PCT.	OFF.	DEF.	TOT.	AST.	PF	DQ.	STL.	TO	BLK	PTS	AVG.
99-00	50	1092	185	463	.400	31	92	.333	91	106	.858	36	124	160	81	101	0	30	112	14	492	9.8



CORY CARR – 6-4, 215 – TEXAS TECH

YEAR	GP	MIN	FGM	FBA	PCT.	3FG	3FBA	PCT.	FTM	FTA	PCT.	OFF.	DEF.	TOT.	AST.	PF	DQ.	STL.	TO	BLK	PTS	AVG.
98-99	42	624	71	216	.329	5	30	.167	24	32	.750	8	41	49	66	66	0	21	46	7	171	4.1

BILL CARTWRIGHT – 7-1, 245 – SAN FRANCISCO

YEAR	GP	MIN	FGM	FBA	PCT.	3FG	3FBA	PCT.	FTM	FTA	PCT.	OFF.	DEF.	TOT.	AST.	PF	DQ.	STL.	TO	BLK	PTS	AVG.
88-89	78	2333	365	768	.475	0	0	-	236	308	.766	152	369	521	90	234	2	21	190	41	966	12.4
89-90	71	2160	292	598	.488	0	0	-	227	280	.811	137	328	465	145	243	6	38	123	34	811	11.4
90-91	79	2273	318	649	.490	0	0	-	124	178	.697	167	319	486	126	167	0	32	115	15	760	9.6
91-92	64	1471	208	445	.467	0	0	-	96	159	.604	93	231	324	87	131	0	22	75	14	512	8.0
92-93	63	1253	141	343	.411	0	0	-	72	98	.735	83	150	233	83	154	1	20	62	10	354	5.6
93-94	42	780	98	191	.513	0	0	-	38	57	.684	43	109	152	57	83	0	8	50	8	235	5.6
TOT	397	10270	1422	2994	.475	0	0	-	794	1080	.735	675	1506	2181	588	1012	9	141	613	122	3638	9.2

TYSON CHANDLER – 7-1, 235 – DOMINGUEZ (CALIF.) HS

YEAR	GP	MIN	FGM	FBA	PCT.	3FG	3FBA	PCT.	FTM	FTA	PCT.	OFF.	DEF.	TOT.	AST.	PF	DQ.	STL.	TO	BLK	PTS	AVG.
01-02	71	1389	151	304	.497	0	0	-	134	222	.604	114	229	343	54	179	1	28	99	93	436	6.1
02-03	75	1827	257	484	.531	0	0	-	177	291	.608	169	345	514	76	220	3	37	135	106	691	9.2
03-04	35	782	67	158	.424	0	1	.000	79	118	.669	82	188	270	23	87	2	17	38	43	213	6.1
04-05	80	2189	207	419	.484	0	2	.000	226	336	.673	261	514	775	65	268	4	69	118	141	640	8.0
05-06	79	2121	160	283	.565	0	1	.000	97	193	.503	265	449	714	81	298	14	41	123	104	417	5.3
TOT	340	6308	842	1648	.511	0	4	.000	713	1160	.615	891	1725	2516	299	1052	24	192	513	487	2397	7.1

LEN CHAPPELL – 6-8, 240 – WAKE FOREST

YEAR	GP	MIN	FGM	FBA	PCT.	3FG	3FBA	PCT.	FTM	FTA	PCT.	OFF.	DEF.	TOT.	AST.	PF	DQ.	STL.	TO	BLK	PTS	AVG.
66-67	19	179	40	89	.449	-	-	-	14	21	.667	-	-	38	12	31	0	-	-	-	94	4.9

BARRY CLEMENS – 6-6, 215 – OHIO WESLEYAN

YEAR	GP	MIN	FGM	FBA	PCT.	3FG	3FBA	PCT.	FTM	FTA	PCT.	OFF.	DEF.	TOT.	AST.	PF	DQ.	STL.	TO	BLK	PTS	AVG.
66-67	60	986	186	444	.419	-	-	-	68	90	.756	-	-	201	39	143	1	-	-	-	440	7.3
67-68	78	1631	301	670	.449	-	-	-	123	170	.724	-	-	375	98	223	4	-	-	-	725	9.3
68-69	75	1444	235	628	.374	-	-	-	82	125	.656	-	-	318	125	163	1	-	-	-	552	7.4
TOT	213	4061	722	1742	.414	-	-	-	273	385	.709	-	-	894	262	529	6	-	-	-	1717	8.1

FRED COFIELD – 6-3, 190 – EASTERN MICHIGAN

YEAR	GP	MIN	FGM	FBA	PCT.	3FG	3FBA	PCT.	FTM	FTA	PCT.	OFF.	DEF.	TOT.	AST.	PF	DQ.	STL.	TO	BLK	PTS	AVG.
86-87	5	27	2	11	.182	0	1	.000	0	0	-	1	4	5	4	1	0	2	1	0	4	0.8

JIMMY COLLINS – 6-2, 175 – NEW MEXICO STATE

YEAR	GP	MIN	FGM	FBA	PCT.	3FG	3FBA	PCT.	FTM	FTA	PCT.	OFF.	DEF.	TOT.	AST.	PF	DQ.	STL.	TO	BLK	PTS	AVG.
70-71	55	478	92	214	.430	-	-	-	35	45	.778	-	-	54	60	43	0	-	-	-	219	4.0
71-72	19	134	26	71	.366	-	-	-	10	11	.909	-	-	12	10	11	0	-	-	-	62	3.3
TOT	74	612	118	285	.414	-	-	-	45	56	.804	-	-	66	70	54	0	-	-	-	281	3.8

STEVE COLTER – 6-3, 175 – NEW MEXICO STATE

YEAR	GP	MIN	FGM	FBA	PCT.	3FG	3FBA	PCT.	FTM	FTA	PCT.	OFF.	DEF.	TOT.	AST.	PF	DQ.	STL.	TO	BLK	PTS	AVG.
86-87	27	473	49	142	.345	0	9	.000	33	39	.846	9	33	42	94	38	0	19	32	6	131	4.9

DAEQUAN COOK – 6-5, 210 – OHIO STATE

YEAR	GP	MIN	FGM	FBA	PCT.	3FG	3FBA	PCT.	FTM	FTA	PCT.	OFF.	DEF.	TOT.	AST.	PF	DQ.	STL.	TO	BLK	PTS	AVG.
12-13	33	276	30	108	.278	15	61	.246	7	9	.778	2	41	43	9	13	0	2	9	5	82	2.5

DAVE CORZINE – 6-11, 255 – DEPAUL

YEAR	GP	MIN	FGM	FBA	PCT.	3FG	3FBA	PCT.	FTM	FTA	PCT.	OFF.	DEF.	TOT.	AST.	PF	DQ.	STL.	TO	BLK	PTS	AVG.
82-83	82	2496	457	920	.497	0	2	.000	232	322	.720	243	474	717	154	242	4	47	228	109	1146	14.0
83-84	82	2674	385	824	.467	3	9	.333	231	275	.840	169	406	575	202	227	3	58	175	120	1004	12.2
84-85	82	2062	276	588	.468	0	1	.000	149	200	.745	130	292	422	140	189	2	32	124	64	701	8.5
85-86	67	1709	255	519	.491	3	12	.250	127	171	.743	132	301	433	150	133	0	28	104	53	640	9.6
86-87	82	2287	294	619	.475	0	5	.000	95	129	.736	199	341	540	209	202	1	38	114	87	683	8.3
87-88	80	2328	344	715	.481	1	9	.111	115	153	.752	170	357	527	154	149	1	36	109	95	804	10.1
88-89	81	1463	203	440	.461	2	8	.250	71	96	.740	92	223	315	103	134	0	29	93	45	479	5.9
TOT	556	15039	2214	4605	.481	9	46	.196	1020	1346	.758	1135	2394	3529	1112	1276	11	268	947	573	5457	9.8

JOE COURTNEY – 6-9, 235 – SOUTHERN MISS

YEAR	GP	MIN	FGM	FBA	PCT.	3FG	3FBA	PCT.	FTM	FTA	PCT.	OFF.	DEF.	TOT.	AST.	PF	DQ.	STL.	TO	BLK	PTS	AVG.
92-93	5	34	4	9	.444	0	0	-	3	4	.750	2	0	2	1	9	0	2	3	1	11	2.2



JAMAL CRAWFORD – 6-5, 190 – MICHIGAN

YEAR	GP	MIN	FGM	FGA	PCT.	3FG	3FGA	PCT.	FTM	FTA	PCT.	OFF.	DEF.	TOT.	AST.	PF	DQ.	STL	TO	BLK	PTS	AVG.
00-01	61	1050	107	304	.352	41	117	.350	27	34	.794	9	80	89	141	68	0	43	85	14	282	4.6
01-02	23	481	89	187	.476	26	58	.448	10	13	.769	5	29	34	55	18	0	18	32	5	214	9.3
02-03	80	1992	334	808	.413	86	242	.355	104	129	.806	21	164	185	334	126	0	77	134	25	858	10.7
03-04	80	2811	509	1318	.386	165	521	.317	200	240	.833	46	237	293	405	161	0	111	193	29	1383	17.3
TOT	244	6334	1039	2617	.397	318	938	.339	341	416	.820	81	510	591	935	373	0	249	444	73	2737	11.2

EARL CURETON – 6-9, 210 – DETROIT MERCY

YEAR	GP	MIN	FGM	FGA	PCT.	3FG	3FGA	PCT.	FTM	FTA	PCT.	OFF.	DEF.	TOT.	AST.	PF	DQ.	STL	TO	BLK	PTS	AVG.
86-87	43	1105	129	276	.467	0	1	.000	39	73	.534	113	114	227	70	102	2	15	45	26	297	6.9

EDDY CURRY – 6-11, 285 – THORNWOOD (ILL.) HS

YEAR	GP	MIN	FGM	FGA	PCT.	3FG	3FGA	PCT.	FTM	FTA	PCT.	OFF.	DEF.	TOT.	AST.	PF	DQ.	STL	TO	BLK	PTS	AVG.
01-02	72	1150	189	377	.501	0	0	-	105	160	.656	111	161	272	25	173	0	16	69	53	483	6.7
02-03	81	1571	335	573	.585	0	0	-	179	287	.624	116	237	353	37	226	3	18	137	62	849	10.5
03-04	73	2154	417	840	.496	1	1	1.000	235	350	.671	143	308	451	68	258	11	24	177	83	1070	14.7
04-05	63	1808	393	790	.538	0	0	-	226	314	.720	116	222	338	37	202	4	21	163	58	1012	16.1
TOT	289	6683	1334	2580	.517	1	1	1.000	745	1111	.671	486	928	1414	167	859	18	79	546	256	3414	11.8

QUINTIN DAILEY – 6-3, 180 – SAN FRANCISCO

YEAR	GP	MIN	FGM	FGA	PCT.	3FG	3FGA	PCT.	FTM	FTA	PCT.	OFF.	DEF.	TOT.	AST.	PF	DQ.	STL	TO	BLK	PTS	AVG.
82-83	76	2081	470	1008	.466	5	25	.200	206	282	.730	87	173	260	280	248	7	72	205	10	1151	15.1
83-84	82	2449	583	1229	.474	4	32	.125	321	396	.811	61	174	235	254	218	4	109	220	11	1491	18.2
84-85	79	2101	525	1111	.473	7	30	.233	205	251	.817	57	151	208	191	192	0	71	154	5	1262	16.0
85-86	35	723	203	470	.432	0	8	.000	163	198	.823	20	48	68	67	8	0	22	67	5	569	16.3
TOT	272	7354	1781	3818	.466	16	95	.168	895	1127	.794	225	546	771	792	744	11	274	646	31	4473	16.4

KORNEL DAVID – 6-9, 230 – HUNGARY

YEAR	GP	MIN	FGM	FGA	PCT.	3FG	3FGA	PCT.	FTM	FTA	PCT.	OFF.	DEF.	TOT.	AST.	PF	DQ.	STL	TO	BLK	PTS	AVG.
98-99	50	902	109	243	.449	0	1	.000	90	111	.811	70	103	173	40	88	0	23	48	17	308	6.2
99-00	26	443	63	148	.426	0	3	.000	42	52	.808	22	51	73	16	49	0	13	31	2	168	6.5
TOT	76	1345	172	391	.440	0	4	.000	132	163	.810	92	154	246	56	137	0	36	79	19	476	6.3

ANTONIO DAVIS – 6-9, 245 – TEXAS EL-PASO

YEAR	GP	MIN	FGM	FGA	PCT.	3FG	3FGA	PCT.	FTM	FTA	PCT.	OFF.	DEF.	TOT.	AST.	PF	DQ.	STL	TO	BLK	PTS	AVG.
03-04	65	2032	220	540	.407	0	0	-	139	181	.768	158	370	528	123	161	1	29	93	57	579	8.9
04-05	72	1843	193	419	.461	0	0	-	115	152	.757	152	276	428	80	147	0	27	96	41	501	7.0
TOT	137	3875	413	959	.431	0	0	-	254	333	.763	310	646	956	203	308	1	56	189	98	1080	7.9

CHARLES DAVIS – 6-7, 215 – VANDERBILT

YEAR	GP	MIN	FGM	FGA	PCT.	3FG	3FGA	PCT.	FTM	FTA	PCT.	OFF.	DEF.	TOT.	AST.	PF	DQ.	STL	TO	BLK	PTS	AVG.
88-89	49	545	81	190	.426	4	15	.267	19	26	.731	47	67	114	31	58	1	11	22	5	185	3.8
89-90	53	429	58	158	.367	7	25	.280	7	8	.875	25	56	81	18	52	0	10	20	8	130	2.5
TOT	102	974	139	348	.399	11	40	.275	26	34	.765	72	123	195	49	110	1	21	42	13	315	3.1

DARREN DAYE – 6-8, 220 – UCLA

YEAR	GP	MIN	FGM	FGA	PCT.	3FG	3FGA	PCT.	FTM	FTA	PCT.	OFF.	DEF.	TOT.	AST.	PF	DQ.	STL	TO	BLK	PTS	AVG.
86-87	1	7	0	0	-	0	0	-	0	0	-	0	1	1	1	2	0	0	1	0	0	0.0

LUOL DENG – 6-9, 220 – DUKE

YEAR	GP	MIN	FGM	FGA	PCT.	3FG	3FGA	PCT.	FTM	FTA	PCT.	OFF.	DEF.	TOT.	AST.	PF	DQ.	STL	TO	BLK	PTS	AVG.
04-05	61	1663	280	645	.434	31	117	.265	120	162	.741	92	230	322	135	98	0	48	118	27	711	11.7
05-06	78	2604	442	954	.463	21	78	.269	207	276	.750	127	389	516	147	128	1	72	105	50	1112	14.3
06-07	82	3071	630	1218	.517	1	7	.143	279	359	.777	148	431	579	204	167	1	97	153	48	1540	18.8
07-08	63	2128	429	896	.479	8	22	.364	204	265	.770	136	258	394	155	117	1	57	120	29	1070	17.0
08-09	49	1655	265	591	.448	8	20	.400	152	191	.796	80	215	295	94	85	1	60	72	25	690	14.1
09-10	70	2651	473	1014	.466	32	83	.386	252	330	.764	131	361	512	143	129	0	66	134	61	1230	17.6
10-11	82	3208	531	1155	.460	116	333	.345	253	336	.753	116	360	476	230	162	0	78	156	48	1430	17.4
11-12	54	2129	311	755	.412	79	215	.367	127	165	.770	77	273	350	157	81	0	56	96	36	828	15.3
12-13	75	2903	466	1093	.426	75	233	.322	230	282	.816	162	314	476	222	105	0	61	144	32	1237	16.5
13-14	23	680	160	354	.452	17	62	.274	101	124	.815	40	118	158	85	53	0	24	59	4	438	19.0
TOT	637	22882	3987	8675	.460	387	1170	.331	1925	2490	.773	1109	2969	4078	1572	1125	4	639	1157	360	10286	16.1

DERREK DICKEY – 6-7, 220 – CINCINNATI

YEAR	GP	MIN	FGM	FGA	PCT.	3FG	3FGA	PCT.	FTM	FTA	PCT.	OFF.	DEF.	TOT.	AST.	PF	DQ.	STL	TO	BLK	PTS	AVG.
77-78	25	220	27	68	.397	-	-	-	14	19	.737	15	33	48	10	10	0	4	23	2	68	2.7

COBY DIETRICK – 6-11, 230 – SAN JOSE STATE

YEAR	GP	MIN	FGM	FGA	PCT.	3FG	3FGA	PCT.	FTM	FTA	PCT.	OFF.	DEF.	TOT.	AST.	PF	DQ.	STL	TO	BLK	PTS	AVG.
79-80	79	1830	227	500	.454	1	9	.111	90	118	.763	101	262	363	216	230	2	89	112	51	545	6.9
80-81	82	1243	146	320	.456	2	6	.333	77	111	.694	79	186	265	118	176	1	48	88	53	371	4.5
81-82	74	999	92	200	.460	0	1	.000	38	54	.704	63	125	188	87	131	1	49	44	30	222	3.0
TOT	235	4072	465	1020	.456	3	16	.188	205	283	.724	243	573	816	421	537	4	186	244	134	1138	4.8



ALL-TIME ROSTER WITH STATISTICS

JACKIE DINKINS – 6-5, 210 - VOORHEES

YEAR	GP	MIN	FGM	FGA	PCT.	3FG	3FGA	PCT.	FTM	FTA	PCT.	OFF.	DEF.	TOT.	AST.	PF	DQ.	STL.	TO	BLK	PTS	AVG.
71-72	18	89	17	41	.415	-	-	-	11	20	.550	-	-	20	7	10	0	-	-	-	45	2.5

BRYCE DREW – 6-3, 185 - VALPARAISO

YEAR	GP	MIN	FGM	FGA	PCT.	3FG	3FGA	PCT.	FTM	FTA	PCT.	OFF.	DEF.	TOT.	AST.	PF	DQ.	STL.	TO	BLK	PTS	AVG.
00-01	48	1305	124	327	.379	40	105	.381	14	19	.737	12	57	69	165	99	1	32	68	3	302	6.3

CHARLES DUDLEY – 6-2, 180 - WASHINGTON

YEAR	GP	MIN	FGM	FGA	PCT.	3FG	3FGA	PCT.	FTM	FTA	PCT.	OFF.	DEF.	TOT.	AST.	PF	DQ.	STL.	TO	BLK	PTS	AVG.
78-79	43	684	45	125	.360	-	-	-	28	42	.667	25	61	86	116	82	0	32	64	1	118	2.7

CHRIS DUHON – 6-1, 185 – DUKE

YEAR	GP	MIN	FGM	FGA	PCT.	3FG	3FGA	PCT.	FTM	FTA	PCT.	OFF.	DEF.	TOT.	AST.	PF	DQ.	STL.	TO	BLK	PTS	AVG.
04-05	82	2177	172	488	.352	94	265	.355	49	67	.731	23	190	213	398	205	1	82	119	3	487	5.9
05-06	74	2155	215	538	.400	100	278	.360	117	143	.818	28	192	220	373	152	0	70	117	3	647	8.7
06-07	78	1906	197	483	.408	88	245	.359	76	101	.752	23	146	169	310	150	0	69	105	6	558	7.2
07-08	66	1490	193	344	.387	54	155	.348	65	80	.813	19	97	116	263	92	0	48	71	2	385	5.8
TOT	300	7727	717	1853	.387	336	943	.356	307	391	.785	93	625	718	1344	589	1	269	412	14	2077	6.9

MIKE DUNLEAVY – 6-9, 230 - DUKE

YEAR	GP	MIN	FGM	FGA	PCT.	3FG	3FGA	PCT.	FTM	FTA	PCT.	OFF.	DEF.	TOT.	AST.	PF	DQ.	STL.	TO	BLK	PTS	AVG.
13-14	82	2584	333	774	.430	123	324	.380	140	164	.854	46	299	345	186	163	0	64	108	46	929	11.3
14-15	63	1838	209	481	.435	107	263	.407	70	87	.805	28	220	248	114	123	0	39	60	21	595	9.4
15-16	31	703	77	188	.410	39	99	.394	29	37	.784	8	75	83	39	66	0	14	26	10	222	7.2
TOT	176	5125	619	1443	.429	269	686	.392	239	288	.830	82	594	676	339	352	0	117	194	77	1746	9.9

RONALD DUPREE – 6-7, 209 - LOUISIANA STATE

YEAR	GP	MIN	FGM	FGA	PCT.	3FG	3FGA	PCT.	FTM	FTA	PCT.	OFF.	DEF.	TOT.	AST.	PF	DQ.	STL.	TO	BLK	PTS	AVG.
03-04	47	893	111	282	.394	4	9	.444	66	105	.629	55	112	167	55	134	4	32	51	18	292	6.2

JAMES EDWARDS – 7-1, 252 - WASHINGTON

YEAR	GP	MIN	FGM	FGA	PCT.	3FG	3FGA	PCT.	FTM	FTA	PCT.	OFF.	DEF.	TOT.	AST.	PF	DQ.	STL.	TO	BLK	PTS	AVG.
95-96	28	274	41	110	.373	0	0	-	16	26	.615	15	25	40	11	61	1	1	21	9	98	3.5

KHALID EL-AMIN – 5-10, 200 - CONNECTICUT

YEAR	GP	MIN	FGM	FGA	PCT.	3FG	3FGA	PCT.	FTM	FTA	PCT.	OFF.	DEF.	TOT.	AST.	PF	DQ.	STL.	TO	BLK	PTS	AVG.
00-01	50	936	115	311	.370	28	84	.333	56	72	.778	21	60	81	145	99	0	48	54	2	314	6.3

CHRIS ENGLER – 6-11, 250 - WYOMING

YEAR	GP	MIN	FGM	FGA	PCT.	3FG	3FGA	PCT.	FTM	FTA	PCT.	OFF.	DEF.	TOT.	AST.	PF	DQ.	STL.	TO	BLK	PTS	AVG.
84-85	3	3	1	2	.500	0	0	-	0	0	-	1	1	2	0	1	0	0	1	0	2	0.7

JO JO ENGLISH – 6-4, 195 – SOUTH CAROLINA

YEAR	GP	MIN	FGM	FGA	PCT.	3FG	3FGA	PCT.	FTM	FTA	PCT.	OFF.	DEF.	TOT.	AST.	PF	DQ.	STL.	TO	BLK	PTS	AVG.
92-93	6	31	3	10	.300	0	3	.000	0	2	.000	2	4	6	1	5	0	3	4	2	6	1.0
93-94	36	419	56	129	.434	8	17	.471	10	21	.476	9	36	45	38	61	0	8	36	10	130	3.6
TOT	42	450	59	139	.424	8	20	.400	10	23	.435	11	40	51	39	66	0	11	40	12	136	3.2

KEITH ERICKSON – 6-5, 195 - UCLA

YEAR	GP	MIN	FGM	FGA	PCT.	3FG	3FGA	PCT.	FTM	FTA	PCT.	OFF.	DEF.	TOT.	AST.	PF	DQ.	STL.	TO	BLK	PTS	AVG.
66-67	76	1454	235	641	.367	-	-	-	117	159	.736	-	-	339	119	199	2	-	-	-	587	7.7
67-68	78	2257	377	940	.401	-	-	-	194	257	.755	-	-	423	267	276	15	-	-	-	948	12.2
TOT	154	3711	612	1581	.387	-	-	-	311	416	.748	-	-	762	386	475	17	-	-	-	1535	10.0

CRISTIANO FELICIO – 6-9, 266 – BRAZIL

YEAR	GP	MIN	FGM	FGA	PCT.	3FG	3FGA	PCT.	FTM	FTA	PCT.	OFF.	DEF.	TOT.	AST.	PF	DQ.	STL.	TO	BLK	PTS	AVG.
15-16	31	321	40	72	.556	0	4	.000	25	35	.714	30	72	102	26	31	0	6	13	13	31	3.4

ERIC FERNSTEN – 6-10, 205 – SAN FRANCISCO

YEAR	GP	MIN	FGM	FGA	PCT.	3FG	3FGA	PCT.	FTM	FTA	PCT.	OFF.	DEF.	TOT.	AST.	PF	DQ.	STL.	TO	BLK	PTS	AVG.
75-76	33	259	33	84	.393	-	-	-	26	37	.703	25	44	69	19	20	0	7	-	14	92	2.8
76-77	5	61	3	15	.200	-	-	-	8	11	.727	9	7	16	6	9	0	1	-	3	14	2.8
TOT	38	320	36	99	.364	-	-	-	34	48	.708	34	51	85	25	29	0	8	-	17	106	2.8

**MARCUS FIZER – 6-8, 260 – IOWA STATE**

YEAR	GP	MIN	FGM	FGA	PCT.	3FG	3FGA	PCT.	FTM	FTA	PCT.	OFF.	DEF.	TOT.	AST.	PF	DQ.	STL	TO	BLK	PTS	AVG.
00-01	72	1580	278	646	.430	10	39	.256	117	161	.727	76	237	313	76	175	0	30	124	19	683	9.5
01-02	76	1963	371	848	.438	7	41	.171	189	283	.668	128	299	427	120	186	1	49	131	24	938	12.3
02-03	38	809	178	383	.465	1	6	.167	88	134	.657	80	136	216	48	89	0	14	57	17	445	11.7
03-04	46	738	134	350	.383	2	17	.118	90	120	.750	61	141	202	43	97	0	16	51	8	360	7.8
TOT	232	5090	961	2227	.432	20	103	.194	484	698	.693	345	813	1158	287	547	1	109	363	68	2426	10.5

GREG FOSTER – 6-11, 250 – UCLA; TEXAS EL-PASO

YEAR	GP	MIN	FGM	FGA	PCT.	3FG	3FGA	PCT.	FTM	FTA	PCT.	OFF.	DEF.	TOT.	AST.	PF	DQ.	STL	TO	BLK	PTS	AVG.
94-95	17	239	41	86	.477	0	0	-	22	31	.710	18	36	54	16	54	0	2	17	8	104	6.1

JIM FOX – 6-10, 230 – SOUTH CAROLINA

YEAR	GP	MIN	FGM	FGA	PCT.	3FG	3FGA	PCT.	FTM	FTA	PCT.	OFF.	DEF.	TOT.	AST.	PF	DQ.	STL	TO	BLK	PTS	AVG.
70-71	82	1628	280	611	.458	-	-	-	239	321	.745	-	-	588	196	213	0	-	-	-	799	9.7
71-72	10	133	20	53	.377	-	-	-	20	28	.714	-	-	54	6	21	0	-	-	-	60	6.0
TOT	92	1761	300	664	.452	-	-	-	259	349	.742	-	-	652	202	234	0	-	-	-	859	9.3

JIMMER FREDETTE – 6-2, 195 – BRIGHAM YOUNG

YEAR	GP	MIN	FGM	FGA	PCT.	3FG	3FGA	PCT.	FTM	FTA	PCT.	OFF.	DEF.	TOT.	AST.	PF	DQ.	STL	TO	BLK	PTS	AVG.
13-14	8	56	13	29	.448	4	11	.364	2	2	1.000	1	6	7	3	7	0	0	4	0	32	4.0

LAWRENCE FUNDERBURKE – 6-9, 230 – OHIO STATE

YEAR	GP	MIN	FGM	FGA	PCT.	3FG	3FGA	PCT.	FTM	FTA	PCT.	OFF.	DEF.	TOT.	AST.	PF	DQ.	STL	TO	BLK	PTS	AVG.
04-05	2	21	3	6	.500	0	0	-	3	5	.600	1	2	3	0	2	0	0	0	0	9	4.5

THOMAS GARDNER – 6-5, 225 – MISSOURI

YEAR	GP	MIN	FGM	FGA	PCT.	3FG	3FGA	PCT.	FTM	FTA	PCT.	OFF.	DEF.	TOT.	AST.	PF	DQ.	STL	TO	BLK	PTS	AVG.
07-08	4	45	9	23	.391	3	12	.250	0	2	.000	3	1	4	1	4	0	0	4	0	21	5.3

ROWLAND GARRETT – 6-6, 210 – FLORIDA STATE

YEAR	GP	MIN	FGM	FGA	PCT.	3FG	3FGA	PCT.	FTM	FTA	PCT.	OFF.	DEF.	TOT.	AST.	PF	DQ.	STL	TO	BLK	PTS	AVG.
72-73	35	211	52	118	.441	-	-	-	21	31	.677	-	-	61	8	29	0	-	-	-	125	3.6
73-74	46	602	58	119	.370	-	-	-	21	32	.656	31	39	70	11	43	0	5	-	9	157	3.8
74-75	70	1183	228	474	.481	-	-	-	77	97	.794	80	167	247	43	124	0	24	-	13	533	7.6
75-76	14	324	57	131	.435	-	-	-	38	44	.864	27	48	75	7	32	0	8	-	4	152	10.9
TOT	164	2320	395	842	.469	-	-	-	157	204	.770	138	2254	453	69	228	0	37	-	26	968	5.9

PAU GASOL – 7-0, 227 – SPAIN

YEAR	GP	MIN	FGM	FGA	PCT.	3FG	3FGA	PCT.	FTM	FTA	PCT.	OFF.	DEF.	TOT.	AST.	PF	DQ.	STL	TO	BLK	PTS	AVG.
14-15	78	2681	570	1153	.494	12	26	.462	294	366	.803	220	699	919	210	147	0	25	158	147	1446	18.5
15-16	72	2291	467	995	.469	24	69	.348	229	289	.792	155	638	793	294	148	1	42	164	146	1187	16.5
TOT	150	4972	1037	2148	.483	36	95	.379	523	655	.798	375	1337	1712	504	295	1	67	322	293	2633	17.6

GEORGE GERVIN – 6-7, 185 – EASTERN MICHIGAN

YEAR	GP	MIN	FGM	FGA	PCT.	3FG	3FGA	PCT.	FTM	FTA	PCT.	OFF.	DEF.	TOT.	AST.	PF	DQ.	STL	TO	BLK	PTS	AVG.
85-86	82	2065	519	1100	.472	4	19	.211	283	322	.879	78	137	215	144	210	4	49	161	23	1325	16.2

TAJ GIBSON – 6-9, 236 – SOUTHERN CALIFORNIA

YEAR	GP	MIN	FGM	FGA	PCT.	3FG	3FGA	PCT.	FTM	FTA	PCT.	OFF.	DEF.	TOT.	AST.	PF	DQ.	STL	TO	BLK	PTS	AVG.
09-10	82	2204	311	629	.494	0	0	-	113	175	.646	226	385	611	70	282	9	50	114	104	735	9.0
10-11	80	1742	234	502	.466	1	8	.125	100	148	.676	162	296	458	58	203	3	39	71	106	569	7.1
11-12	63	1284	210	404	.495	0	0	-	84	135	.622	135	197	332	47	131	1	27	60	81	484	7.7
12-13	65	1459	214	441	.485	0	4	.000	89	131	.679	125	220	345	61	166	2	27	76	90	517	8.0
13-14	82	2351	429	896	.479	0	7	.000	211	281	.751	200	358	558	91	207	2	41	150	112	1069	13.0
14-15	62	1692	254	506	.502	0	0	-	132	184	.717	162	234	396	71	162	1	36	77	75	640	10.3
15-16	73	1936	263	500	.526	0	3	.000	101	146	.692	206	298	504	106	180	1	47	78	77	627	8.6
TOT	507	12668	1905	3878	.491	1	22	.045	830	1200	.692	1216	1988	3204	504	1331	19	267	626	645	4641	9.2

KENDALL GILL – 6-5, 216 – ILLINOIS

YEAR	GP	MIN	FGM	FGA	PCT.	3FG	3FGA	PCT.	FTM	FTA	PCT.	OFF.	DEF.	TOT.	AST.	PF	DQ.	STL	TO	BLK	PTS	AVG.
03-04	56	1411	215	548	.392	9	38	.237	100	136	.735	61	129	190	89	107	0	65	83	16	539	9.6

ARTIS GILMORE – 7-2, 240 – JACKSONVILLE

YEAR	GP	MIN	FGM	FGA	PCT.	3FG	3FGA	PCT.	FTM	FTA	PCT.	OFF.	DEF.	TOT.	AST.	PF	DQ.	STL	TO	BLK	PTS	AVG.
76-77	82	2877	570	1091	.522	-	-	-	387	586	.660	313	757	1070	199	266	4	44	-	203	1527	18.6
77-78	82	3067	704	1260	.559	-	-	-	471	669	.704	318	753	1071	263	261	4	42	366	181	1879	22.9
78-79	82	3265	753	1310	.575	-	-	-	434	587	.739	293	750	1043	274	280	5	50	310	156	1940	23.7
79-80	48	1568	305	513	.595	0	0	-	245	344	.712	108	324	432	133	167	2	29	133	59	855	17.8
80-81	82	2832	547	816	.670	0	0	-	375	532	.705	220	608	828	172	295	2	47	236	198	1469	17.9
81-82	82	2796	546	837	.652	1	1	1.000	424	552	.768	224	611	835	136	287	4	49	227	220	1517	18.5
87-88	24	372	41	80	.513	0	0	-	19	37	.514	15	48	63	9	54	0	5	28	12	101	4.2
TOT	482	16777	3466	5907	.587	1	1	1.000	2355	3307	.712	1491	3851	5342	1186	1610	21	266	1300	1029	9288	19.3



ALL-TIME ROSTER WITH STATISTICS

DREW GOODEN - 6-10, 250 - KANSAS

YEAR	GP	MIN	FGM	FGA	PCT.	3FG	3FGA	PCT.	FTM	FTA	PCT.	OFF.	DEF.	TOT.	AST.	PF	DQ.	STL.	TO	BLK	PTS	AVG.
07-08	18	558	100	217	.461	0	3	.000	52	64	.813	58	109	167	31	59	1	13	31	23	252	14.0
08-09	31	918	161	352	.457	0	3	.000	84	97	.866	82	184	266	43	103	2	26	57	14	406	13.1
TOT	49	1476	261	569	.459	0	6	.000	136	161	.845	140	293	433	74	162	3	39	88	37	658	13.4

STEVE GOODRICH - 6-9, 220 - PENNSYLVANIA

YEAR	GP	MIN	FGM	FGA	PCT.	3FG	3FGA	PCT.	FTM	FTA	PCT.	OFF.	DEF.	TOT.	AST.	PF	DQ.	STL.	TO	BLK	PTS	AVG.
00-01	12	133	7	18	.389	1	3	.333	4	7	.571	7	14	21	6	14	0	2	8	1	19	1.6

BEN GORDON - 6-3, 200 - CONNECTICUT

YEAR	GP	MIN	FGM	FGA	PCT.	3FG	3FGA	PCT.	FTM	FTA	PCT.	OFF.	DEF.	TOT.	AST.	PF	DQ.	STL.	TO	BLK	PTS	AVG.
04-05	82	2002	434	1056	.411	134	331	.405	233	270	.863	55	160	215	164	224	1	53	166	10	1235	15.1
05-06	80	2482	486	1152	.422	166	382	.435	211	268	.787	43	176	219	240	238	2	75	180	5	1349	16.9
06-07	82	2704	609	1308	.465	155	375	.413	380	440	.864	35	223	258	296	252	1	64	249	17	1753	21.4
07-08	72	2291	464	1069	.434	142	346	.410	266	293	.908	40	181	221	213	171	2	55	150	8	1336	18.6
08-09	82	2399	598	1315	.455	173	422	.410	330	382	.864	52	231	283	279	184	1	71	200	22	1699	20.7
TOT	398	12478	2591	5930	.437	770	1856	.415	1420	1653	.859	225	971	1196	1192	1165	7	318	965	62	7372	18.5

STEPHEN GRAHAM - 6-6, 215 - OKLAHOMA STATE

YEAR	GP	MIN	FGM	FGA	PCT.	3FG	3FGA	PCT.	FTM	FTA	PCT.	OFF.	DEF.	TOT.	AST.	PF	DQ.	STL.	TO	BLK	PTS	AVG.
05-06	3	20	1	5	.200	1	4	.250	2	2	1.000	0	3	3	1	3	0	0	1	0	5	1.7

HORACE GRANT - 6-10, 245 - CLEMSON

YEAR	GP	MIN	FGM	FGA	PCT.	3FG	3FGA	PCT.	FTM	FTA	PCT.	OFF.	DEF.	TOT.	AST.	PF	DQ.	STL.	TO	BLK	PTS	AVG.
87-88	81	1827	254	507	.501	0	2	.000	114	182	.626	155	292	447	89	221	3	51	86	53	622	7.7
88-89	79	2809	405	781	.519	0	5	.000	140	199	.704	240	441	681	168	251	1	86	128	62	950	12.0
89-90	80	2753	446	853	.523	0	0	-	179	256	.699	236	393	629	227	230	1	92	110	84	1071	13.4
90-91	78	2641	401	733	.547	1	6	.167	197	277	.711	266	393	659	178	203	2	95	92	69	1000	12.8
91-92	81	2859	457	790	.578	0	2	.000	235	317	.741	344	463	807	217	196	0	100	98	131	1149	14.2
92-93	77	2745	421	829	.508	1	5	.200	174	281	.619	341	388	729	201	218	4	89	110	96	1017	13.2
93-94	70	2570	460	878	.524	0	6	.000	137	230	.596	306	463	769	236	164	0	74	109	84	1057	15.1
TOT	546	18204	2844	5371	.530	2	26	.077	1176	1742	.675	1888	2833	4721	1316	1483	11	587	733	579	6866	12.6

AARON GRAY - 7-0, 270 - PITTSBURGH

YEAR	GP	MIN	FGM	FGA	PCT.	3FG	3FGA	PCT.	FTM	FTA	PCT.	OFF.	DEF.	TOT.	AST.	PF	DQ.	STL.	TO	BLK	PTS	AVG.
07-08	61	613	103	204	.505	0	1	.000	56	99	.566	70	98	168	41	117	0	21	57	16	262	4.3
08-09	56	715	81	167	.485	0	1	.000	34	59	.576	84	136	220	46	135	1	14	40	18	196	3.5
09-10	8	50	8	21	.381	0	0	-	2	7	.286	5	11	16	2	10	0	0	1	0	18	2.3
TOT	125	1378	192	392	.490	0	1	.000	92	165	.558	159	245	404	89	262	1	35	98	34	476	3.8

SIDNEY GREEN - 6-9, 225 - NEVADA-LAS VEGAS

YEAR	GP	MIN	FGM	FGA	PCT.	3FG	3FGA	PCT.	FTM	FTA	PCT.	OFF.	DEF.	TOT.	AST.	PF	DQ.	STL.	TO	BLK	PTS	AVG.
83-84	49	667	100	228	.439	0	0	-	55	77	.714	58	116	174	25	128	1	18	60	17	255	5.2
84-85	48	740	108	250	.432	0	4	.000	79	98	.806	72	174	246	29	102	0	11	68	11	295	6.1
85-86	80	2307	407	875	.465	0	8	.000	262	335	.782	208	450	658	139	292	5	70	220	37	1076	13.5
TOT	177	3714	615	1353	.455	0	12	.000	396	510	.776	338	740	1078	193	522	6	99	348	65	1626	9.2

DAVID GREENWOOD - 6-9, 230 - UCLA

YEAR	GP	MIN	FGM	FGA	PCT.	3FG	3FGA	PCT.	FTM	FTA	PCT.	OFF.	DEF.	TOT.	AST.	PF	DQ.	STL.	TO	BLK	PTS	AVG.
79-80	82	2791	498	1051	.474	1	7	.143	337	416	.810	223	550	773	182	313	8	60	210	129	1334	16.3
80-81	82	2710	481	989	.486	0	2	.000	217	290	.748	243	481	724	218	282	5	77	192	124	1179	14.4
81-82	82	2914	490	1014	.473	0	3	.000	240	291	.825	192	594	786	262	292	1	70	180	93	1200	14.6
82-83	79	2355	312	686	.455	0	4	.000	165	233	.708	217	548	765	151	261	5	54	154	90	789	10.0
83-84	78	2718	369	753	.490	0	1	.000	213	289	.737	214	572	786	139	265	9	67	149	72	951	12.2
84-85	61	1523	152	332	.458	0	1	.000	67	94	.713	108	280	388	78	190	1	34	63	21	371	6.1
TOT	464	15011	2292	4825	.475	1	18	.056	1239	1613	.768	1197	3025	4222	1030	1603	29	362	948	529	5824	12.6

ADRIAN GRIFFIN - 6-5, 230 - SETON HALL

YEAR	GP	MIN	FGM	FGA	PCT.	3FG	3FGA	PCT.	FTM	FTA	PCT.	OFF.	DEF.	TOT.	AST.	PF	DQ.	STL.	TO	BLK	PTS	AVG.
04-05	69	667	58	161	.360	2	9	.222	33	44	.750	52	94	146	53	78	0	43	30	4	151	2.2
06-07	54	585	61	129	.473	0	6	.000	15	19	.789	40	69	109	59	78	1	32	38	4	137	2.5
07-08	22	222	24	60	.400	0	0	-	3	7	.429	19	18	37	22	19	0	12	16	1	51	2.3
TOT	145	1474	143	350	.409	2	15	.133	51	70	.729	111	181	292	134	175	1	87	84	9	339	2.4

MATT GUOKAS - 6-3, 195 - ST. JOSEPH'S (PA.)

YEAR	GP	MIN	FGM	FGA	PCT.	3FG	3FGA	PCT.	FTM	FTA	PCT.	OFF.	DEF.	TOT.	AST.	PF	DQ.	STL.	TO	BLK	PTS	AVG.
70-71	78	2208	206	418	.493	-	-	-	101	138	.732	-	-	157	342	189	1	-	-	-	513	6.6
74-75	82	2089	255	500	.510	-	-	-	78	103	.757	24	115	139	178	154	1	45	-	17	588	7.2
75-76	18	278	36	74	.486	-	-	-	9	11	.818	4	12	16	28	23	0	5	-	1	81	4.5
TOT	178	4575	497	992	.501	-	-	-	188	252	.746	28	127	312	548	366	2	50	-	18	1182	6.6

FRONT OFFICE

BASKETBALL OPS.

PLAYERS

THE NBA

OPPONENTS

2015-16 SEASON

RECORDS

PLAYERS

HISTORY

COMMUNITY

MEDIA

**A.J. GUYTON - 6-2, 185 - INDIANA**

YEAR	GP	MIN	FGM	FGA	PCT.	3FG	3FGA	PCT.	FTM	FTA	PCT.	OFF.	DEF.	TOT.	AST.	PF	DQ.	STL.	TO	BLK	PTS	AVG.
00-01	33	630	78	192	.406	27	69	.391	15	18	.833	10	26	36	64	35	0	9	24	5	198	6.0
01-02	45	607	88	244	.361	46	123	.374	22	27	.815	12	32	44	81	23	0	10	37	7	244	5.4
TOT	78	1237	166	436	.381	73	192	.380	37	45	.822	22	58	80	145	58	0	19	61	12	442	5.7

JACK HALEY - 6-10, 242 - UCLA

YEAR	GP	MIN	FGM	FGA	PCT.	3FG	3FGA	PCT.	FTM	FTA	PCT.	OFF.	DEF.	TOT.	AST.	PF	DQ.	STL.	TO	BLK	PTS	AVG.
88-89	51	289	37	78	.474	0	0	-	36	46	.783	21	50	71	10	56	0	11	26	0	110	2.2
89-90	11	58	9	20	.450	0	0	-	7	7	1.000	7	11	18	4	7	0	0	7	1	25	2.3
95-96	1	7	2	6	.333	0	0	-	1	2	.500	1	1	2	0	2	0	0	1	0	5	5.0
TOT	63	354	48	104	.462	0	0	-	44	55	.800	29	62	91	14	65	0	11	34	1	140	2.2

SHALER HALIMON - 6-6, 200 - UTAH STATE

YEAR	GP	MIN	FGM	FGA	PCT.	3FG	3FGA	PCT.	FTM	FTA	PCT.	OFF.	DEF.	TOT.	AST.	PF	DQ.	STL.	TO	BLK	PTS	AVG.
69-70	38	517	96	244	.393	-	-	-	49	73	.671	-	-	68	69	58	0	-	-	-	241	6.3
70-71	2	23	1	8	.125	-	-	-	0	1	.000	-	-	2	4	5	0	-	-	-	2	1.0
TOT	40	540	97	252	.385	-	-	-	49	74	.662	-	-	70	73	63	0	-	-	-	243	6.1

RICHARD HAMILTON - 6-7, 193 - CONNECTICUT

YEAR	GP	MIN	FGM	FGA	PCT.	3FG	3FGA	PCT.	FTM	FTA	PCT.	OFF.	DEF.	TOT.	AST.	PF	DQ.	STL.	TO	BLK	PTS	AVG.
11-12	28	697	140	310	.452	17	46	.370	29	37	.784	20	46	66	84	56	0	12	49	1	326	11.6
12-13	50	1088	204	475	.429	16	52	.308	66	77	.857	16	67	83	119	93	0	24	84	5	490	9.8
TOT	78	1785	344	785	.438	43	98	.439	95	114	.833	36	113	149	203	149	0	36	133	6	816	10.5

BOBBY HANSEN - 6-6, 195 - IOWA

YEAR	GP	MIN	FGM	FGA	PCT.	3FG	3FGA	PCT.	FTM	FTA	PCT.	OFF.	DEF.	TOT.	AST.	PF	DQ.	STL.	TO	BLK	PTS	AVG.
91-92	66	769	75	169	.444	7	25	.280	8	22	.364	15	58	73	68	128	0	26	28	3	165	2.5

GLENN HANSEN - 6-4, 205 - LOUISIANA STATE

YEAR	GP	MIN	FGM	FGA	PCT.	3FG	3FGA	PCT.	FTM	FTA	PCT.	OFF.	DEF.	TOT.	AST.	PF	DQ.	STL.	TO	BLK	PTS	AVG.
77-78	2	4	0	2	.000	-	-	-	0	0	-	0	0	0	0	0	0	0	1	0	0	0.0

REG HARDING - 7-0, 255 - DETROIT EASTERN HS

YEAR	GP	MIN	FGM	FGA	PCT.	3FG	3FGA	PCT.	FTM	FTA	PCT.	OFF.	DEF.	TOT.	AST.	PF	DQ.	STL.	TO	BLK	PTS	AVG.
67-68	14	305	27	71	.380	-	-	-	17	33	.515	-	-	94	18	35	0	-	-	-	71	5.1

RON HARPER - 6-6, 215 - MIAMI (OHIO)

YEAR	GP	MIN	FGM	FGA	PCT.	3FG	3FGA	PCT.	FTM	FTA	PCT.	OFF.	DEF.	TOT.	AST.	PF	DQ.	STL.	TO	BLK	PTS	AVG.
94-95	77	1536	209	491	.426	31	110	.282	81	131	.618	51	129	180	157	132	1	97	100	27	530	6.9
95-96	80	1886	234	501	.467	28	104	.269	98	139	.705	74	139	213	208	137	0	105	73	32	594	7.4
96-97	76	1740	177	406	.436	68	188	.362	58	82	.707	46	147	193	191	138	0	86	50	38	480	6.3
97-98	82	2284	293	665	.441	16	84	.190	162	216	.750	107	183	290	241	181	0	108	91	48	764	9.3
98-99	35	1107	147	390	.377	27	85	.318	71	101	.703	49	131	180	115	80	0	60	65	35	392	11.2
TOT	350	8553	1060	2453	.432	170	571	.298	470	669	.703	327	729	1056	912	668	1	456	379	180	2760	7.9

OTHELLA HARRINGTON - 6-9, 235 - GEORGETOWN

YEAR	GP	MIN	FGM	FGA	PCT.	3FG	3FGA	PCT.	FTM	FTA	PCT.	OFF.	DEF.	TOT.	AST.	PF	DQ.	STL.	TO	BLK	PTS	AVG.
04-05	70	1271	217	424	.512	0	0	-	127	177	.718	106	186	292	56	188	2	24	84	18	561	8.0
05-06	72	824	135	273	.495	0	0	-	77	123	.626	54	100	154	39	131	1	7	61	13	347	4.8
TOT	142	2095	352	697	.505	0	0	-	204	300	.680	160	286	446	95	319	3	31	145	31	908	6.4

CLEM HASKINS - 6-3, 195 - WESTERN KENTUCKY

YEAR	GP	MIN	FGM	FGA	PCT.	3FG	3FGA	PCT.	FTM	FTA	PCT.	OFF.	DEF.	TOT.	AST.	PF	DQ.	STL.	TO	BLK	PTS	AVG.
67-68	76	1477	273	650	.420	-	-	-	133	202	.658	-	-	227	165	175	1	-	-	-	679	8.9
68-69	79	2874	537	1275	.421	-	-	-	282	361	.781	-	-	359	306	230	0	-	-	-	1356	17.2
69-70	82	3214	668	1486	.450	-	-	-	332	424	.783	-	-	378	624	237	0	-	-	-	1668	20.3
TOT	237	7565	1478	3411	.433	-	-	-	747	987	.757	-	-	964	1095	642	1	-	-	-	3703	15.6

TRENTON HASSELL - 6-5, 200 - AUSTIN PEAY

YEAR	GP	MIN	FGM	FGA	PCT.	3FG	3FGA	PCT.	FTM	FTA	PCT.	OFF.	DEF.	TOT.	AST.	PF	DQ.	STL.	TO	BLK	PTS	AVG.
01-02	78	2237	267	628	.425	60	165	.364	87	114	.763	65	190	255	172	184	2	55	101	44	681	8.7
02-03	82	1999	144	392	.367	13	40	.325	41	55	.745	37	218	255	151	197	2	45	83	61	342	4.2
TOT	160	4236	411	1020	.403	73	205	.356	128	169	.757	102	408	510	323	381	4	100	184	105	1023	6.4

HERSEY HAWKINS - 6-3, 200 - BRADLEY

YEAR	GP	MIN	FGM	FGA	PCT.	3FG	3FGA	PCT.	FTM	FTA	PCT.	OFF.	DEF.	TOT.	AST.	PF	DQ.	STL.	TO	BLK	PTS	AVG.
99-00	61	1622	159	375	.424	44	141	.390	107	119	.899	31	144	175	134	146	1	74	100	15	480	7.9

GAR HEARD - 6-7, 220 - OKLAHOMA

YEAR	GP	MIN	FGM	FGA	PCT.	3FG	3FGA	PCT.	FTM	FTA	PCT.	OFF.	DEF.	TOT.	AST.	PF	DQ.	STL.	TO	BLK	PTS	AVG.
72-73	78	1535	346	815	.425	-	-	-	115	177	.650	-	-	447	58	167	1	-	-	-	807	10.3

**BILL HEWITT - 6-7, 210 - SOUTHERN CALIFORNIA**

YEAR	GP	MIN	FGM	FGA	PCT.	3FG	3FGA	PCT.	FTM	FTA	PCT.	OFF.	DEF.	TOT.	AST.	PF	DQ.	STL	TO	BLK	PTS	AVG.
74-75	18	467	56	129	.434	-	-	-	14	23	.609	30	86	116	24	46	1	9	-	10	126	7.0

PHIL HICKS - 6-7, 205 - TULANE

YEAR	GP	MIN	FGM	FGA	PCT.	3FG	3FGA	PCT.	FTM	FTA	PCT.	OFF.	DEF.	TOT.	AST.	PF	DQ.	STL	TO	BLK	PTS	AVG.
76-77	35	255	41	87	.471	-	-	-	11	13	.846	25	40	65	23	36	0	7	-	0	93	2.7

ROD HIGGINS - 6-7, 215 - FRESNO STATE

YEAR	GP	MIN	FGM	FGA	PCT.	3FG	3FGA	PCT.	FTM	FTA	PCT.	OFF.	DEF.	TOT.	AST.	PF	DQ.	STL	TO	BLK	PTS	AVG.
82-83	82	2196	313	698	.448	13	41	.317	209	264	.792	159	207	366	175	248	3	66	127	85	848	10.3
83-84	78	1577	193	432	.447	1	22	.045	113	156	.724	87	119	206	116	161	0	49	76	29	500	6.4
84-85	68	942	119	270	.441	10	37	.270	60	90	.667	55	92	147	73	91	0	21	49	13	308	4.5
85-86	5	81	9	23	.391	0	1	.000	5	6	.833	3	4	7	5	11	0	4	2	3	23	4.6
TOT	233	4796	634	1423	.446	24	101	.238	387	516	.750	304	422	726	369	511	3	140	254	110	1679	7.2

KIRK HINRICH - 6-3, 190 - KANSAS

YEAR	GP	MIN	FGM	FGA	PCT.	3FG	3FGA	PCT.	FTM	FTA	PCT.	OFF.	DEF.	TOT.	AST.	PF	DQ.	STL	TO	BLK	PTS	AVG.
03-04	76	2706	318	823	.386	144	369	.390	135	168	.804	42	217	259	517	276	9	101	204	21	915	12.0
04-05	77	2800	445	1122	.397	145	408	.355	171	216	.792	32	272	304	494	244	9	122	176	21	1206	15.7
05-06	81	2955	451	1078	.418	126	341	.370	256	314	.815	29	259	288	514	251	4	94	188	21	1284	15.9
06-07	80	2839	475	1061	.448	140	337	.415	237	284	.835	32	242	274	500	274	5	100	191	23	1327	16.6
07-08	75	2380	330	797	.414	94	240	.350	118	142	.831	28	216	244	452	224	2	87	157	19	862	11.5
08-09	51	1339	183	419	.437	69	169	.408	68	86	.791	16	107	123	197	126	0	66	87	19	503	9.9
09-10	74	2481	308	753	.409	104	280	.371	85	113	.752	24	236	260	330	204	1	85	113	24	805	10.9
12-13	60	1764	159	422	.377	71	182	.390	70	98	.714	16	142	158	314	192	4	63	99	25	459	7.7
13-14	73	2116	243	619	.393	85	242	.351	95	125	.760	31	161	192	286	203	2	80	120	26	666	9.1
15-16	35	555	47	118	.398	23	56	.411	15	16	.938	7	51	58	59	63	1	13	27	1	132	3.8
TOT	748	23545	3101	7593	.408	1049	2792	.376	1285	1612	.797	277	2004	2281	3811	2201	37	857	1435	214	8536	11.4

CRAIG HODGES - 6-3, 195 - LONG BEACH STATE

YEAR	GP	MIN	FGM	FGA	PCT.	3FG	3FGA	PCT.	FTM	FTA	PCT.	OFF.	DEF.	TOT.	AST.	PF	DQ.	STL	TO	BLK	PTS	AVG.
88-89	49	1112	187	394	.475	71	168	.423	45	53	.849	21	63	84	138	82	0	41	52	4	490	10.0
89-90	63	1055	145	331	.438	87	181	.481	30	33	.909	11	42	53	110	87	1	30	30	2	407	6.5
90-91	73	843	146	344	.424	44	115	.383	26	27	.963	10	32	42	97	74	0	34	35	2	362	5.0
91-92	56	555	93	242	.384	36	96	.375	16	17	.941	7	17	24	54	33	0	14	22	1	238	4.3
TOT	241	3565	571	1311	.436	238	560	.425	117	130	.900	49	154	203	399	276	1	119	139	9	1427	6.2

FRED HOIBERG - 6-5, 210 - IOWA STATE

YEAR	GP	MIN	FGM	FGA	PCT.	3FG	3FGA	PCT.	FTM	FTA	PCT.	OFF.	DEF.	TOT.	AST.	PF	DQ.	STL	TO	BLK	PTS	AVG.
99-00	31	845	89	230	.387	32	94	.340	69	76	.908	7	103	110	85	66	0	40	43	2	279	9.0
00-01	74	2247	217	495	.438	103	250	.412	136	157	.866	21	287	308	263	155	0	98	74	12	673	9.1
01-02	79	1408	121	291	.416	24	92	.261	79	94	.840	18	192	210	136	87	2	61	32	5	345	4.4
02-03	63	784	49	126	.389	5	21	.238	41	50	.820	11	126	137	70	59	0	40	25	5	144	2.3
TOT	247	5284	476	1142	.417	164	457	.359	235	277	.862	57	708	765	554	367	2	239	174	24	1441	5.8

RANDY HOLCOMB - 6-9, 225 - SAN DIEGO STATE

YEAR	GP	MIN	FGM	FGA	PCT.	3FG	3FGA	PCT.	FTM	FTA	PCT.	OFF.	DEF.	TOT.	AST.	PF	DQ.	STL	TO	BLK	PTS	AVG.
05-06	4	0	11	14	1.000	0	0	-	0	0	-	1	0	1	0	2	0	0	0	0	2	0.5

JUSTIN HOLIDAY - 6-6, 185 - WASHINGTON

YEAR	GP	MIN	FGM	FGA	PCT.	3FG	3FGA	PCT.	FTM	FTA	PCT.	OFF.	DEF.	TOT.	AST.	PF	DQ.	STL	TO	BLK	PTS	AVG.
15-16	27	510	64	155	.413	26	60	.433	22	27	.815	8	55	63	45	40	0	19	26	15	176	6.5

WILBUR HOLLAND - 6-0, 175 - NEW ORLEANS

YEAR	GP	MIN	FGM	FGA	PCT.	3FG	3FGA	PCT.	FTM	FTA	PCT.	OFF.	DEF.	TOT.	AST.	PF	DQ.	STL	TO	BLK	PTS	AVG.
76-77	79	2453	509	1120	.454	-	-	-	158	192	.823	78	175	253	253	201	3	169	-	16	1176	14.9
77-78	82	2884	559	1285	.443	-	-	-	223	279	.799	105	189	294	313	258	4	164	223	14	1361	16.6
78-79	82	2483	445	940	.473	-	-	-	141	176	.801	78	176	254	330	240	9	122	185	12	1031	12.6
TOT	243	7820	1523	3345	.455	-	-	-	522	647	.807	261	540	801	896	699	16	455	408	42	3568	14.7

A.W. HOLT - 6-7, 210 - JACKSON STATE

YEAR	GP	MIN	FGM	FGA	PCT.	3FG	3FGA	PCT.	FTM	FTA	PCT.	OFF.	DEF.	TOT.	AST.	PF	DQ.	STL	TO	BLK	PTS	AVG.
70-71	6	14	1	8	.125	-	-	-	2	3	.667	-	-	4	0	1	0	-	-	-	4	0.7

MIKE HOLTON - 6-4, 185 - UCLA

YEAR	GP	MIN	FGM	FGA	PCT.	3FG	3FGA	PCT.	FTM	FTA	PCT.	OFF.	DEF.	TOT.	AST.	PF	DQ.	STL	TO	BLK	PTS	AVG.
85-86	24	447	73	155	.471	1	10	.100	24	38	.632	10	20	30	48	40	1	23	23	0	171	7.1

**DENNIS HOPSON – 6-5, 200 – OHIO STATE**

YEAR	GP	MIN	FGM	FGA	PCT.	3FG	3FGA	PCT.	FTM	FTA	PCT.	OFF.	DEF.	TOT.	AST.	PF	DQ.	STL	TO	BLK	PTS	AVG.
90-91	61	728	104	244	.426	1	5	.200	55	83	.663	49	60	109	65	79	0	25	59	14	264	4.3
91-92	2	10	1	2	.500	0	0	-	0	0	-	0	0	0	0	2	0	1	0	0	2	1.0
TOT	63	738	105	246	.427	1	5	.200	55	83	.663	49	60	109	65	81	0	26	59	16	266	4.2

LARRY HUGHES – 6-5, 185 – ST. LOUIS

YEAR	GP	MIN	FGM	FGA	PCT.	3FG	3FGA	PCT.	FTM	FTA	PCT.	OFF.	DEF.	TOT.	AST.	PF	DQ.	STL	TO	BLK	PTS	AVG.
07-08	28	810	125	323	.387	24	68	.353	62	80	.775	12	75	87	87	48	0	39	44	6	336	12.0
08-09	30	792	127	308	.412	40	102	.392	67	82	.817	6	88	94	59	51	1	36	36	9	361	12.0
TOT	58	1602	252	631	.399	64	170	.376	129	162	.796	18	163	181	146	99	1	75	80	15	697	12.0

JOHN HUMMER – 6-9, 230 – PRINCETON

YEAR	GP	MIN	FGM	FGA	PCT.	3FG	3FGA	PCT.	FTM	FTA	PCT.	OFF.	DEF.	TOT.	AST.	PF	DQ.	STL	TO	BLK	PTS	AVG.
73-74	18	186	23	46	.500	-	-	-	14	28	.500	13	24	37	13	30	0	3	-	1	60	3.3

LINDSEY HUNTER – 6-2, 195 – JACKSON STATE

YEAR	GP	MIN	FGM	FGA	PCT.	3FG	3FGA	PCT.	FTM	FTA	PCT.	OFF.	DEF.	TOT.	AST.	PF	DQ.	STL	TO	BLK	PTS	AVG.
08-09	28	266	27	82	.329	16	48	.333	3	5	.600	2	10	12	37	28	0	20	19	1	73	2.6
09-10	13	122	5	30	.167	1	13	.077	2	2	1.000	1	13	14	9	12	0	1	4	0	13	1.0
TOT	41	388	32	112	.286	17	61	.279	5	7	.714	3	23	26	46	40	0	21	23	1	86	2.2

TRACY JACKSON – 6-6, 215 – NOTRE DAME

YEAR	GP	MIN	FGM	FGA	PCT.	3FG	3FGA	PCT.	FTM	FTA	PCT.	OFF.	DEF.	TOT.	AST.	PF	DQ.	STL	TO	BLK	PTS	AVG.
81-82	38	412	69	146	.473	0	0	-	32	39	.821	28	23	51	22	43	0	11	18	3	170	4.5
82-83	78	1309	199	426	.467	2	13	.154	92	126	.730	87	92	179	105	132	0	64	83	11	492	6.3
TOT	116	1721	268	572	.469	2	13	.154	124	165	.752	115	115	230	127	175	0	75	101	14	662	5.7

MIKE JAMES – 6-2, 188 – DUQUESNE

YEAR	GP	MIN	FGM	FGA	PCT.	3FG	3FGA	PCT.	FTM	FTA	PCT.	OFF.	DEF.	TOT.	AST.	PF	DQ.	STL	TO	BLK	PTS	AVG.
11-12	11	120	20	49	.408	6	10	.600	7	8	.875	2	8	10	29	20	2	4	14	2	53	4.8
13-14	11	77	5	21	.238	1	5	.200	0	2	.000	0	7	7	17	11	0	2	5	0	11	1.0
TOT	22	197	25	70	.357	7	15	.467	7	10	.700	2	15	17	46	31	2	6	19	2	64	2.9

CHRIS JEFFERIES – 6-8, 230 – FRESNO STATE

YEAR	GP	MIN	FGM	FGA	PCT.	3FG	3FGA	PCT.	FTM	FTA	PCT.	OFF.	DEF.	TOT.	AST.	PF	DQ.	STL	TO	BLK	PTS	AVG.
03-04	19	187	24	66	.364	16	39	.410	12	19	.632	5	23	28	6	36	0	4	18	7	76	4.0

DAVE JOHNSON – 6-7, 210 – SYRACUSE

YEAR	GP	MIN	FGM	FGA	PCT.	3FG	3FGA	PCT.	FTM	FTA	PCT.	OFF.	DEF.	TOT.	AST.	PF	DQ.	STL	TO	BLK	PTS	AVG.
93-94	17	119	17	54	.315	0	1	.000	13	21	.619	9	7	16	4	7	0	4	9	0	47	2.8

JAMES JOHNSON – 6-9, 245 – WAKE FOREST

YEAR	GP	MIN	FGM	FGA	PCT.	3FG	3FGA	PCT.	FTM	FTA	PCT.	OFF.	DEF.	TOT.	AST.	PF	DQ.	STL	TO	BLK	PTS	AVG.
09-10	65	757	95	210	.452	15	46	.326	51	70	.729	34	94	128	48	126	3	21	62	43	256	3.9
10-11	13	123	17	41	.415	2	9	.222	6	13	.462	6	18	24	14	25	1	8	18	9	42	3.2
TOT	78	880	112	251	.446	17	55	.309	57	83	.687	40	112	152	62	151	4	29	80	52	298	3.8

LINTON JOHNSON III – 6-8, 205 – TULANE

YEAR	GP	MIN	FGM	FGA	PCT.	3FG	3FGA	PCT.	FTM	FTA	PCT.	OFF.	DEF.	TOT.	AST.	PF	DQ.	STL	TO	BLK	PTS	AVG.
03-04	41	734	72	203	.355	7	33	.212	22	37	.595	59	124	183	27	90	2	37	37	32	173	4.2
08-09	8	42	4	11	.364	1	2	.500	0	0	-	3	5	8	2	6	0	1	2	0	9	1.1
TOT	49	776	76	214	.355	8	35	.229	22	37	.595	62	129	191	29	96	2	38	39	32	182	3.7

MICKY JOHNSON – 6-10, 190 – AURORA

YEAR	GP	MIN	FGM	FGA	PCT.	3FG	3FGA	PCT.	FTM	FTA	PCT.	OFF.	DEF.	TOT.	AST.	PF	DQ.	STL	TO	BLK	PTS	AVG.
74-75	38	291	53	118	.449	-	-	-	37	58	.638	32	82	94	20	57	1	10	-	11	143	3.8
75-76	81	2390	478	1033	.463	-	-	-	283	360	.786	279	479	758	130	292	8	93	-	66	1239	15.3
76-77	81	2847	538	1205	.446	-	-	-	324	407	.796	297	531	828	195	315	10	103	-	64	1400	17.3
77-78	81	2870	561	1215	.462	-	-	-	362	446	.812	218	520	738	267	317	8	92	270	68	1484	18.3
78-79	82	2594	496	1105	.449	-	-	-	273	329	.830	193	434	627	380	286	9	88	312	59	1265	15.4
TOT	363	10992	2126	4676	.455	-	-	-	1279	1600	.799	1019	2026	3045	992	1267	36	386	582	268	5531	15.2

OLLIE JOHNSON – 6-6, 200 – TEMPLE

YEAR	GP	MIN	FGM	FGA	PCT.	3FG	3FGA	PCT.	FTM	FTA	PCT.	OFF.	DEF.	TOT.	AST.	PF	DQ.	STL	TO	BLK	PTS	AVG.
78-79	71	1734	281	540	.520	-	-	-	88	110	.800	58	169	227	163	182	2	54	114	33	650	9.2
79-80	79	1535	262	527	.497	1	11	.091	82	93	.882	50	113	163	161	165	0	59	96	24	607	7.7
TOT	150	3269	543	1067	.509	1	11	.091	170	203	.837	108	282	390	324	347	2	113	210	57	1257	8.4



STEVE JOHNSON - 6-10, 235 - OREGON STATE

YEAR	GP	MIN	FGM	FGA	PCT.	3FG	3FGA	PCT.	FTM	FTA	PCT.	OFF.	DEF.	TOT.	AST.	PF	DQ.	STL	TO	BLK	PTS	AVG.
83-84	31	594	113	198	.571	0	0	-	64	110	.582	68	98	166	18	119	8	15	59	21	290	9.4
84-85	74	1659	281	516	.545	0	3	.000	181	252	.718	146	291	437	64	265	7	37	151	62	743	10.0
TOT	105	2253	394	714	.552	0	3	.000	245	362	.677	214	389	603	82	384	15	52	210	83	1033	9.8

ANTHONY JONES - 6-6, 195 - NEVADA-LAS VEGAS

YEAR	GP	MIN	FGM	FGA	PCT.	3FG	3FGA	PCT.	FTM	FTA	PCT.	OFF.	DEF.	TOT.	AST.	PF	DQ.	STL	TO	BLK	PTS	AVG.
88-89	8	65	5	15	.333	0	1	.000	2	2	1.000	4	4	8	4	7	0	2	1	1	12	1.5

CALDWELL JONES - 6-11, 230 - ALBANY STATE (GA.)

YEAR	GP	MIN	FGM	FGA	PCT.	3FG	3FGA	PCT.	FTM	FTA	PCT.	OFF.	DEF.	TOT.	AST.	PF	DQ.	STL	TO	BLK	PTS	AVG.
84-85	42	885	53	115	.461	0	2	.000	36	47	.766	49	162	211	34	125	3	12	40	31	142	3.4

CHARLES JONES - 6-9, 215 - ALBANY STATE (GA.)

YEAR	GP	MIN	FGM	FGA	PCT.	3FG	3FGA	PCT.	FTM	FTA	PCT.	OFF.	DEF.	TOT.	AST.	PF	DQ.	STL	TO	BLK	PTS	AVG.
84-85	3	29	2	4	.500	0	0	-	4	6	.667	2	4	6	1	6	0	0	4	5	8	2.7

CHARLES JONES - 6-3, 180 - LONG ISLAND UNIVERSITY

YEAR	GP	MIN	FGM	FGA	PCT.	3FG	3FGA	PCT.	FTM	FTA	PCT.	OFF.	DEF.	TOT.	AST.	PF	DQ.	STL	TO	BLK	PTS	AVG.
98-99	29	476	39	123	.317	19	61	.311	11	22	.500	9	33	42	41	30	0	18	29	5	108	3.7

DWIGHT JONES - 6-10, 210 - HOUSTON

YEAR	GP	MIN	FGM	FGA	PCT.	3FG	3FGA	PCT.	FTM	FTA	PCT.	OFF.	DEF.	TOT.	AST.	PF	DQ.	STL	TO	BLK	PTS	AVG.
79-80	53	1170	207	387	.535	0	0	-	119	165	.721	83	213	296	90	159	0	24	102	37	533	10.1
80-81	81	1574	245	507	.483	0	0	-	125	161	.776	127	274	401	99	200	1	40	126	36	615	7.6
81-82	78	2040	303	572	.530	1	1	1.000	172	238	.723	156	351	507	114	217	0	49	155	36	779	10.0
82-83	49	673	86	193	.446	0	0	-	47	75	.627	56	139	195	40	90	0	18	66	14	219	4.5
TOT	261	5457	841	1659	.507	1	1	1.000	463	639	.725	422	977	1399	343	666	1	131	449	123	2146	8.2

MICHAEL JORDAN - 6-6, 216 - NORTH CAROLINA

YEAR	GP	MIN	FGM	FGA	PCT.	3FG	3FGA	PCT.	FTM	FTA	PCT.	OFF.	DEF.	TOT.	AST.	PF	DQ.	STL	TO	BLK	PTS	AVG.
84-85	82	3144	837	1625	.515	9	52	.173	630	746	.845	167	367	534	481	285	4	196	291	69	2313	28.2
85-86	18	451	150	328	.457	3	18	.167	105	125	.840	23	41	64	53	46	0	37	45	21	408	22.7
86-87	82	3281	1098	2279	.482	12	66	.182	833	972	.857	166	264	430	377	237	0	236	272	125	3041	37.1
87-88	82	3311	1069	1998	.535	7	53	.132	723	860	.841	139	310	449	485	270	2	259	252	131	2868	35.0
88-89	81	3255	966	1795	.538	27	98	.276	674	793	.850	149	503	652	650	247	2	234	290	65	2633	32.5
89-90	82	3197	1034	1964	.526	92	245	.376	593	699	.848	143	422	565	519	241	0	227	247	54	2753	33.6
90-91	82	3034	990	1837	.539	29	93	.312	571	671	.851	118	374	492	453	229	1	223	202	83	2580	31.5
91-92	80	3102	943	1818	.519	27	100	.270	491	590	.832	91	420	511	489	201	1	182	200	75	2404	30.1
92-93	78	3067	992	2003	.495	81	230	.352	476	569	.837	135	387	522	428	188	0	221	207	61	2541	32.6
94-95	17	868	166	404	.411	16	32	.500	109	136	.801	25	92	117	90	47	0	30	35	13	457	26.9
95-96	82	3090	916	1850	.495	11	260	.427	548	657	.834	148	395	543	352	195	0	180	197	42	2491	30.4
96-97	82	3106	920	1892	.486	111	297	.374	480	576	.833	113	369	482	352	156	0	140	166	44	2431	29.6
97-98	82	3181	881	1893	.465	30	126	.238	565	721	.784	130	345	475	283	151	0	141	185	45	2357	28.7
TOT	930	35887	10962	21686	.505	555	1670	.332	6798	8115	.838	1547	4289	5836	5012	2493	10	2306	2589	828	29277	31.5

BOB KAUFFMAN - 6-8, 240 - GUILFORD

YEAR	GP	MIN	FGM	FGA	PCT.	3FG	3FGA	PCT.	FTM	FTA	PCT.	OFF.	DEF.	TOT.	AST.	PF	DQ.	STL	TO	BLK	PTS	AVG.
69-70	64	775	94	221	.425	0	0	-	88	123	.715	-	-	211	76	117	1	-	-	-	276	4.3

LARRY KENON - 6-9, 210 - MEMPHIS

YEAR	GP	MIN	FGM	FGA	PCT.	3FG	3FGA	PCT.	FTM	FTA	PCT.	OFF.	DEF.	TOT.	AST.	PF	DQ.	STL	TO	BLK	PTS	AVG.
80-81	77	2161	454	946	.480	0	0	-	180	245	.735	179	219	398	120	160	2	75	161	18	1088	14.1
81-82	60	1036	192	412	.466	0	0	-	50	88	.568	72	108	180	65	71	0	30	82	7	434	7.2
82-83	5	25	2	6	.333	0	0	-	0	0	-	1	3	4	0	2	0	1	2	0	4	0.8
TOT	142	3222	648	1364	.475	0	0	-	230	333	.691	252	330	582	185	233	2	106	245	25	1526	10.7

STEVE KERR - 6-3, 180 - ARIZONA

YEAR	GP	MIN	FGM	FGA	PCT.	3FG	3FGA	PCT.	FTM	FTA	PCT.	OFF.	DEF.	TOT.	AST.	PF	DQ.	STL	TO	BLK	PTS	AVG.
93-94	82	2036	287	577	.497	52	124	.419	83	97	.856	26	105	131	210	97	0	75	57	3	709	8.6
94-95	82	1839	261	495	.527	89	170	.524	63	81	.778	20	99	119	151	114	0	44	48	3	674	8.2
95-96	82	1919	244	482	.506	122	237	.515	78	84	.929	25	85	110	192	109	0	63	42	2	688	8.4
96-97	82	1861	249	467	.533	110	237	.464	54	67	.806	29	101	130	175	98	0	67	43	3	662	8.1
97-98	50	1119	137	302	.454	57	130	.438	45	49	.918	14	63	77	96	71	0	26	27	5	376	7.5
TOT	378	8774	1178	2323	.507	430	898	.479	323	378	.854	114	453	567	824	489	0	275	217	16	3109	8.2

LARI KETNER - 6-10, 285 - MASSACHUSETTS

YEAR	GP	MIN	FGM	FGA	PCT.	3FG	3FGA	PCT.	FTM	FTA	PCT.	OFF.	DEF.	TOT.	AST.	PF	DQ.	STL	TO	BLK	PTS	AVG.
99-00	6	41	4	10	.400	0	0	-	2	2	1.000	0	7	7	1	8	1	1	3	1	10	1.7



VIKTOR KHRYAPA - 6-9, 218 - RUSSIA

YEAR	GP	MIN	FGM	FGA	PCT.	3FG	3FGA	PCT.	FTM	FTA	PCT.	OFF.	DEF.	TOT.	AST.	PF	DQ.	STL	TO	BLK	PTS	AVG.
06-07	33	231	12	70	.386	0	6 .000		19	26	.731	20	37	57	21	53	0	10	16	1	73	2.2
07-08	9	105	27	31	.871	0	1 .000		8	14	.571	6	14	20	8	11	0	6	6	0	32	3.6
TOT	42	236	39	101	.386	0	7 .000		27	40	.675	26	51	77	29	64	0	16	22	1	105	2.5

JIM KING - 6-2, 175 - TULSA

YEAR	GP	MIN	FGM	FGA	PCT.	3FG	3FGA	PCT.	FTM	FTA	PCT.	OFF.	DEF.	TOT.	AST.	PF	DQ.	STL	TO	BLK	PTS	AVG.
70-71	55	645	100	228	.439	-	-	-	64	79	.810	-	-	68	78	55	0	-	-	-	264	4.8
71-72	73	1017	162	356	.455	-	-	-	89	113	.788	-	-	81	101	103	0	-	-	-	413	5.7
72-73	65	785	116	263	.441	-	-	-	44	52	.846	-	-	76	81	76	0	-	-	-	276	4.2
TOT	193	2447	378	847	.446	-	-	-	197	244	.807	-	-	225	260	234	0	-	-	-	953	4.9

STACEY KING - 6-11, 250 - OKLAHOMA

YEAR	GP	MIN	FGM	FGA	PCT.	3FG	3FGA	PCT.	FTM	FTA	PCT.	OFF.	DEF.	TOT.	AST.	PF	DQ.	STL	TO	BLK	PTS	AVG.
89-90	82	1777	267	530	.504	0	1 .000		194	267	.727	169	215	384	87	215	0	38	119	58	728	8.9
90-91	76	1198	156	334	.467	0	2 .000		107	152	.704	72	136	208	65	134	0	24	91	42	419	5.5
91-92	79	1268	215	425	.506	2	5 .400		119	158	.753	87	118	205	77	129	0	21	76	25	551	7.0
92-93	76	1059	160	340	.471	2	6 .333		86	122	.705	105	102	207	71	128	0	26	70	20	408	5.4
93-94	31	537	68	171	.398	0	2 .000		36	53	.679	50	82	132	39	64	1	18	43	12	172	5.5
TOT	344	5839	866	1800	.481	4	16 .250		542	752	.721	483	653	1136	339	670	1	127	399	157	2278	6.6

JOE KLEINE - 7-0, 271 - ARKANSAS

YEAR	GP	MIN	FGM	FGA	PCT.	3FG	3FGA	PCT.	FTM	FTA	PCT.	OFF.	DEF.	TOT.	AST.	PF	DQ.	STL	TO	BLK	PTS	AVG.
97-98	46	397	39	106	.368	0	0	-	15	18	.833	27	50	77	30	63	0	4	28	5	93	2.0

DON KOJIS - 6-3, 215 - MARQUETTE

YEAR	GP	MIN	FGM	FGA	PCT.	3FG	3FGA	PCT.	FTM	FTA	PCT.	OFF.	DEF.	TOT.	AST.	PF	DQ.	STL	TO	BLK	PTS	AVG.
66-67	78	1655	329	773	.426	-	-	-	134	222	.604	-	-	479	70	204	3	-	-	-	792	10.2

KYLE KORVER - 6-7, 212 - CREIGHTON

YEAR	GP	MIN	FGM	FGA	PCT.	3FG	3FGA	PCT.	FTM	FTA	PCT.	OFF.	DEF.	TOT.	AST.	PF	DQ.	STL	TO	BLK	PTS	AVG.
10-11	82	1649	242	557	.434	120	289	.415	77	87	.885	12	138	150	124	166	0	35	60	20	681	8.3
11-12	65	1469	178	412	.432	118	271	.435	55	66	.833	26	133	159	112	110	0	36	53	15	529	8.1
TOT	147	3118	420	969	.433	238	560	.425	132	153	.863	38	271	309	236	266	0	71	113	35	1210	8.2

TOM KROPP - 6-3, 205 - NEBRASKA-KEARNEY

YEAR	GP	MIN	FGM	FGA	PCT.	3FG	3FGA	PCT.	FTM	FTA	PCT.	OFF.	DEF.	TOT.	AST.	PF	DQ.	STL	TO	BLK	PTS	AVG.
76-77	53	480	73	152	.480	-	-	-	28	41	.683	21	26	47	39	77	1	18	-	1	174	3.3

LARRY KRYSKOWIAK - 6-9, 240 - MONTANA

YEAR	GP	MIN	FGM	FGA	PCT.	3FG	3FGA	PCT.	FTM	FTA	PCT.	OFF.	DEF.	TOT.	AST.	PF	DQ.	STL	TO	BLK	PTS	AVG.
94-95	19	287	28	72	.389	0	0	-	27	30	.900	19	40	59	26	34	0	9	25	2	83	4.4

TONI KUKOC - 6-11, 235 - JUGOPLASTIKA SPLIT (CROATIA)

YEAR	GP	MIN	FGM	FGA	PCT.	3FG	3FGA	PCT.	FTM	FTA	PCT.	OFF.	DEF.	TOT.	AST.	PF	DQ.	STL	TO	BLK	PTS	AVG.
93-94	75	1808	313	726	.431	32	118	.271	156	210	.743	98	189	297	252	122	0	81	167	33	814	10.9
94-95	81	2584	487	967	.504	62	198	.313	235	314	.748	155	285	440	372	163	1	102	165	16	1271	15.7
95-96	81	2103	386	787	.490	87	216	.403	206	267	.772	115	208	323	287	150	0	64	114	28	1085	13.1
96-97	57	1610	285	605	.471	50	151	.331	134	174	.770	94	167	261	256	97	1	60	91	29	754	13.2
97-98	74	2235	383	841	.455	63	174	.362	155	219	.708	121	206	327	314	149	0	76	154	37	984	13.3
98-99	44	1654	315	750	.420	39	137	.285	159	215	.740	85	245	310	235	82	0	49	121	11	828	18.8
99-00	24	868	148	388	.381	18	78	.231	118	155	.761	37	93	130	124	51	0	44	75	19	432	18.0
TOT	436	12862	2317	5064	.458	351	1072	.327	1163	1554	.748	685	1403	2088	1840	814	2	476	887	173	6148	14.1

MARK LANDSBERGER - 6-8, 225 - ARIZONA STATE

YEAR	GP	MIN	FGM	FGA	PCT.	3FG	3FGA	PCT.	FTM	FTA	PCT.	OFF.	DEF.	TOT.	AST.	PF	DQ.	STL	TO	BLK	PTS	AVG.
77-78	82	926	127	251	.506	-	-	-	91	157	.580	110	191	301	41	78	0	21	69	6	345	5.6
78-79	80	1959	278	585	.475	-	-	-	91	194	.469	292	450	742	68	125	0	27	149	22	647	8.1
79-80	54	1136	183	346	.529	0	0	-	87	166	.524	157	293	450	32	113	1	23	75	17	453	8.4
TOT	196	4021	588	1182	.497	0	0	-	269	517	.520	559	934	1493	141	316	1	71	293	45	1445	7.4

ANDREW LANG - 6-11, 275 - ARKANSAS

YEAR	GP	MIN	FGM	FGA	PCT.	3FG	3FGA	PCT.	FTM	FTA	PCT.	OFF.	DEF.	TOT.	AST.	PF	DQ.	STL	TO	BLK	PTS	AVG.
98-99	21	386	32	99	.323	0	0	-	16	23	.696	33	60	93	13	43	0	5	17	12	80	3.8

ACIE LAW - 6-3, 202 - TEXAS A&M

YEAR	GP	MIN	FGM	FGA	PCT.	3FG	3FGA	PCT.	FTM	FTA	PCT.	OFF.	DEF.	TOT.	AST.	PF	DQ.	STL	TO	BLK	PTS	AVG.
09-10	12	135	21	45	.467	4	12 .333		20	27	.741	3	11	14	16	8	0	4	12	0	66	5.5



ALL-TIME ROSTER WITH STATISTICS

RUSTY LARUE – G-3, 185 – WAKE FOREST

YEAR	GP	MIN	FGM	FBA	PCT.	3FG	3FGA	PCT.	FTM	FTA	PCT.	OFF.	DEF.	TOT.	AST.	PF	DQ.	STL.	TO	BLK	PTS	AVG.
97-98	14	140	20	49	.408	4	16	.250	5	8	.625	1	7	8	5	12	0	3	6	1	49	3.5
98-99	43	732	78	217	.359	30	89	.337	17	17	1.000	9	47	56	63	66	0	33	34	3	203	4.7
99-00	4	129	15	43	.349	2	14	.143	5	7	.714	1	9	10	11	9	0	7	7	0	37	9.3
TOT	61	1001	113	309	.366	36	119	.303	27	32	.844	11	63	74	79	87	0	43	47	4	289	4.7

JOHN LASKOWSKI – G-6, 190 – INDIANA

YEAR	GP	MIN	FGM	FBA	PCT.	3FG	3FGA	PCT.	FTM	FTA	PCT.	OFF.	DEF.	TOT.	AST.	PF	DQ.	STL.	TO	BLK	PTS	AVG.
75-76	71	1570	284	690	.412	-	-	-	87	120	.725	52	167	219	55	90	0	56	-	10	655	9.2
76-77	47	562	75	212	.354	-	-	-	27	30	.900	16	47	63	44	22	0	32	-	2	177	3.8
TOT	118	2132	359	902	.398	-	-	-	114	150	.760	68	214	282	99	112	0	88	-	12	832	7.1

RONNIE LESTER – G-2, 175 – IOWA

YEAR	GP	MIN	FGM	FBA	PCT.	3FG	3FGA	PCT.	FTM	FTA	PCT.	OFF.	DEF.	TOT.	AST.	PF	DQ.	STL.	TO	BLK	PTS	AVG.
80-81	8	83	10	24	.417	0	0	-	10	11	.909	3	3	6	7	5	0	2	9	0	30	3.8
81-82	75	2252	329	657	.501	4	8	.500	208	256	.813	75	138	213	362	158	2	80	185	14	870	11.6
82-83	85	1437	202	446	.453	0	5	.000	124	171	.725	46	126	172	332	121	2	51	134	6	528	8.1
83-84	43	687	78	188	.415	1	5	.200	75	87	.862	20	26	46	168	59	1	30	72	6	232	5.4
TOT	191	4459	619	1315	.471	5	18	.278	417	525	.794	144	293	437	869	343	5	163	400	26	1660	8.7

CLIFFORD LETT – G-3, 170 – FLORIDA

YEAR	GP	MIN	FGM	FBA	PCT.	3FG	3FGA	PCT.	FTM	FTA	PCT.	OFF.	DEF.	TOT.	AST.	PF	DQ.	STL.	TO	BLK	PTS	AVG.
89-90	4	28	2	8	.250	0	0	-	0	0	-	0	0	0	1	8	0	0	2	0	4	1.0

CLIFF LEVINGSTON – G-8, 225 – WICHITA STATE

YEAR	GP	MIN	FGM	FBA	PCT.	3FG	3FGA	PCT.	FTM	FTA	PCT.	OFF.	DEF.	TOT.	AST.	PF	DQ.	STL.	TO	BLK	PTS	AVG.
90-91	78	1013	127	282	.450	1	4	.250	59	91	.648	99	126	225	56	143	0	29	50	43	314	4.0
91-92	79	1020	125	251	.498	1	6	.167	60	96	.625	109	118	227	66	134	0	27	42	45	311	3.9
TOT	157	2033	252	533	.473	2	10	.200	119	187	.636	208	244	452	122	277	0	56	92	88	625	4.0

RANDY LIVINGSTON – G-4, 209 – LOUISIANA STATE

YEAR	GP	MIN	FGM	FBA	PCT.	3FG	3FGA	PCT.	FTM	FTA	PCT.	OFF.	DEF.	TOT.	AST.	PF	DQ.	STL.	TO	BLK	PTS	AVG.
05-06	5	22	0	2	.000	-	-	-	-	-	-	1	3	4	1	6	0	1	1	0	0	0.0

SCOTT LLOYD – G-10, 230 – ARIZONA STATE

YEAR	GP	MIN	FGM	FBA	PCT.	3FG	3FGA	PCT.	FTM	FTA	PCT.	OFF.	DEF.	TOT.	AST.	PF	DQ.	STL.	TO	BLK	PTS	AVG.
78-79	67	465	42	120	.350	-	-	-	27	47	.574	48	45	93	32	86	0	9	43	8	111	1.7

LUC LONGLEY – F-2, 260 – NEW MEXICO

YEAR	GP	MIN	FGM	FBA	PCT.	3FG	3FGA	PCT.	FTM	FTA	PCT.	OFF.	DEF.	TOT.	AST.	PF	DQ.	STL.	TO	BLK	PTS	AVG.
93-94	27	513	85	176	.483	0	0	-	34	45	.756	42	96	138	63	85	2	10	40	21	204	7.6
94-95	55	1001	135	302	.447	0	2	.000	88	107	.882	82	181	263	73	177	5	24	86	45	358	6.5
95-96	62	1641	242	502	.482	0	0	-	80	103	.777	104	214	318	119	223	4	22	114	84	564	9.1
96-97	59	1472	221	485	.456	0	2	.000	95	120	.792	121	211	332	141	191	5	23	111	66	537	9.1
97-98	58	1703	277	609	.455	0	0	-	109	148	.736	113	228	341	161	206	7	34	130	62	663	11.4
TOT	261	6330	960	2074	.463	0	4	.000	406	523	.776	462	930	1392	557	882	23	113	481	278	2326	8.9

BOB LOVE – G-8, 215 – SOUTHERN UNIVERSITY

YEAR	GP	MIN	FGM	FBA	PCT.	3FG	3FGA	PCT.	FTM	FTA	PCT.	OFF.	DEF.	TOT.	AST.	PF	DQ.	STL.	TO	BLK	PTS	AVG.
68-69	35	315	69	166	.416	-	-	-	42	58	.724	-	-	86	14	37	0	-	-	-	180	5.1
69-70	82	3123	640	1373	.466	-	-	-	442	525	.842	-	-	712	148	260	2	-	-	-	1722	21.0
70-71	81	3482	765	1710	.447	-	-	-	513	619	.829	-	-	690	185	259	0	-	-	-	2043	25.2
71-72	79	3108	819	1854	.442	-	-	-	389	509	.764	-	-	518	125	235	0	-	-	-	2037	25.8
72-73	82	3033	774	1794	.431	-	-	-	347	421	.824	-	-	532	119	240	1	-	-	-	1895	23.1
73-74	82	3292	731	1752	.417	-	-	-	323	395	.818	183	309	492	130	221	1	84	-	28	1785	21.8
74-75	61	2401	539	1256	.429	-	-	-	264	318	.830	99	286	385	102	209	3	63	-	12	1342	22.0
75-76	76	2823	543	1391	.390	-	-	-	362	452	.801	191	319	510	145	233	3	63	-	10	1448	19.1
76-77	14	496	68	201	.338	-	-	-	35	46	.761	38	35	73	23	47	1	8	-	2	171	12.2
TOT	592	22073	4948	11497	.430	-	-	-	2727	3343	.816	511	949	3998	9991	1741	13	218	-	52	12623	21.3

JOHN LUCAS III – F-11, 165 – OKLAHOMA STATE

YEAR	GP	MIN	FGM	FBA	PCT.	3FG	3FGA	PCT.	FTM	FTA	PCT.	OFF.	DEF.	TOT.	AST.	PF	DQ.	STL.	TO	BLK	PTS	AVG.
10-11	2	10	1	3	.333	0	1	.000	0	2	.000	0	0	0	1	0	0	0	0	0	2	1.0
11-12	49	726	143	358	.399	55	140	.393	28	32	.875	22	54	76	108	42	0	19	42	1	369	7.5
TOT	51	736	144	361	.399	55	141	.390	28	34	.824	22	54	76	109	42	0	19	42	1	371	7.3

FRONT OFFICE

BASKETBALL OPS.

PLAYERS

THE NBA

OPPONENTS

2015-16 SEASON

RECORDS

PLAYOFFS

HISTORY

COMMUNITY

MEDIA

**OLIVER MACK – 6-3, 195 – EAST CAROLINA**

YEAR	GP	MIN	FGM	FGA	PCT.	3FG	3FGA	PCT.	FTM	FTA	PCT.	OFF.	DEF.	TOT.	AST.	PF	DQ.	STL.	TO	BLK	PTS	AVG.
79-80	23	526	77	149	.517	0	4	.000	23	33	.697	25	24	49	33	34	0	20	26	3	183	8.0
80-81	3	16	1	6	.167	0	0	-	1	2	.500	0	1	1	1	3	0	1	0	0	3	1.0
TOT	26	542	78	155	.503	0	4	.000	24	35	.686	25	25	50	34	37	0	21	26	3	186	7.2

KYLE MACY – 6-3, 175 – KENTUCKY

YEAR	GP	MIN	FGM	FGA	PCT.	3FG	3FGA	PCT.	FTM	FTA	PCT.	OFF.	DEF.	TOT.	AST.	PF	DQ.	STL.	TO	BLK	PTS	AVG.
85-86	82	2426	285	582	.483	58	140	.414	73	90	.811	41	137	178	446	201	1	81	117	11	703	8.6

MATT MALONEY – 6-3, 200 – PENNSYLVANIA

YEAR	GP	MIN	FGM	FGA	PCT.	3FG	3FGA	PCT.	FTM	FTA	PCT.	OFF.	DEF.	TOT.	AST.	PF	DQ.	STL.	TO	BLK	PTS	AVG.
99-00	51	1175	114	318	.358	62	174	.356	37	45	.822	10	54	64	138	42	0	32	63	3	327	6.4

ED MANNING – 6-7, 215 – JACKSON STATE

YEAR	GP	MIN	FGM	FGA	PCT.	3FG	3FGA	PCT.	FTM	FTA	PCT.	OFF.	DEF.	TOT.	AST.	PF	DQ.	STL.	TO	BLK	PTS	AVG.
69-70	38	616	87	255	.341	0	-	-	37	48	.771	-	-	197	34	89	1	-	-	-	211	5.6

JACK MARIN – 6-6, 200 – DUKE

YEAR	GP	MIN	FGM	FGA	PCT.	3FG	3FGA	PCT.	FTM	FTA	PCT.	OFF.	DEF.	TOT.	AST.	PF	DQ.	STL.	TO	BLK	PTS	AVG.
76-67	67	1631	302	718	.421	-	-	-	134	155	.865	59	153	212	118	134	0	38	-	5	738	11.0
76-77	54	869	167	359	.465	-	-	-	31	39	.795	27	64	91	62	85	0	13	-	6	365	6.8
TOT	94	2500	469	1077	.435	-	-	-	165	194	.851	86	217	303	180	219	0	51	0	11	1103	9.1

DONYELL MARSHALL – 6-9, 230 – CONNECTICUT

YEAR	GP	MIN	FGM	FGA	PCT.	3FG	3FGA	PCT.	FTM	FTA	PCT.	OFF.	DEF.	TOT.	AST.	PF	DQ.	STL.	TO	BLK	PTS	AVG.
02-03	78	2378	421	918	.459	33	87	.379	167	221	.756	234	465	699	137	234	3	95	135	85	1042	13.4
03-04	16	408	57	136	.419	11	27	.407	14	20	.700	28	71	99	28	47	1	13	22	20	139	8.7
TOT	94	2786	478	1054	.454	44	114	.386	181	241	.751	262	536	798	165	281	4	108	157	105	1181	12.6

CARTIER MARTIN – 6-7, 220 – KANSAS STATE

YEAR	GP	MIN	FGM	FGA	PCT.	3FG	3FGA	PCT.	FTM	FTA	PCT.	OFF.	DEF.	TOT.	AST.	PF	DQ.	STL.	TO	BLK	PTS	AVG.
13-14	6	48	5	8	.625	3	5	.600	2	4	.500	1	4	5	2	3	0	1	1	0	15	2.5

ROGER MASON, JR. – 6-5, 200 – VIRGINIA

YEAR	GP	MIN	FGM	FGA	PCT.	3FG	3FGA	PCT.	FTM	FTA	PCT.	OFF.	DEF.	TOT.	AST.	PF	DQ.	STL.	TO	BLK	PTS	AVG.
02-03	17	113	11	31	.355	6	18	.333	2	2	1.000	2	10	12	12	20	0	4	5	0	30	1.8
03-04	3	43	1	11	.091	1	6	.167	0	0	-	0	3	3	3	5	0	1	2	0	3	1.0
TOT	20	156	12	42	.286	7	24	.292	2	2	1.000	2	13	15	15	25	0	5	7	0	33	1.7

WES MATTHEWS – 6-1, 170 – WISCONSIN

YEAR	GP	MIN	FGM	FGA	PCT.	3FG	3FGA	PCT.	FTM	FTA	PCT.	OFF.	DEF.	TOT.	AST.	PF	DQ.	STL.	TO	BLK	PTS	AVG.
84-85	78	1523	191	386	.495	2	16	.125	59	85	.694	16	51	67	354	133	0	73	124	12	443	5.7

SCOTT MAY – 6-7, 215 – INDIANA

YEAR	GP	MIN	FGM	FGA	PCT.	3FG	3FGA	PCT.	FTM	FTA	PCT.	OFF.	DEF.	TOT.	AST.	PF	DQ.	STL.	TO	BLK	PTS	AVG.
76-77	72	2369	491	955	.451	-	-	-	188	227	.828	141	296	437	145	185	2	78	-	17	1050	14.6
77-78	55	1802	280	617	.454	-	-	-	175	216	.810	118	214	332	114	170	4	50	125	6	735	13.4
78-79	37	403	59	136	.434	-	-	-	30	40	.750	14	50	64	39	51	0	22	51	1	148	4.0
79-80	54	1298	264	587	.450	0	4	.000	144	172	.837	78	140	218	104	126	2	45	77	5	672	12.4
80-81	63	815	165	338	.488	0	0	-	113	149	.758	62	93	155	63	83	0	35	71	7	443	7.0
TOT	281	6687	1199	2633	.455	0	4	.000	650	804	.808	413	793	1206	465	615	8	230	324	36	3048	10.8

PAUL MCCracken – 6-4, 180 – CAL STATE-NORTHridge

YEAR	GP	MIN	FGM	FGA	PCT.	3FG	3FGA	PCT.	FTM	FTA	PCT.	OFF.	DEF.	TOT.	AST.	PF	DQ.	STL.	TO	BLK	PTS	AVG.
76-77	9	119	17	47	.363	-	-	-	11	18	.611	6	10	16	14	17	0	6	-	0	47	5.2

RODNEY MCCRAY – 6-8, 235 – LOUISVILLE

YEAR	GP	MIN	FGM	FGA	PCT.	3FG	3FGA	PCT.	FTM	FTA	PCT.	OFF.	DEF.	TOT.	AST.	PF	DQ.	STL.	TO	BLK	PTS	AVG.
92-93	64	1019	92	204	.451	2	5	.400	36	52	.692	53	105	158	81	99	0	12	53	15	222	3.5

DOUG McDERMOTT – 6-8, 218 – CREIGHTON

YEAR	GP	MIN	FGM	FGA	PCT.	3FG	3FGA	PCT.	FTM	FTA	PCT.	OFF.	DEF.	TOT.	AST.	PF	DQ.	STL.	TO	BLK	PTS	AVG.
14-15	36	321	43	107	.402	13	41	.317	10	15	.667	6	37	43	6	29	0	4	17	1	109	3.0
15-16	81	1861	291	644	.452	110	259	.425	72	84	.857	37	158	195	59	127	0	14	53	6	764	9.4
TOT	117	2182	334	751	.454	123	300	.414	82	99	.828	43	195	238	65	156	0	18	70	7	873	7.5

KENNEDY MCINTOSH – 6-7, 225 – EASTERN MICHIGAN

YEAR	GP	MIN	FGM	FGA	PCT.	3FG	3FGA	PCT.	FTM	FTA	PCT.	OFF.	DEF.	TOT.	AST.	PF	DQ.	STL.	TO	BLK	PTS	AVG.
71-72	43	405	57	169	.339	-	-	-	21	44	.477	-	-	89	18	41	0	-	-	-	135	3.1
72-73	3	33	8	13	.615	-	-	-	0	2	.000	-	-	9	1	4	0	-	-	-	16	5.3
TOT	46	438	65	181	.359	-	-	-	21	46	.457	0	0	98	19	45	0	-	-	-	151	3.3



ALL-TIME ROSTER WITH STATISTICS

BILLY MCKINNEY – 6-0, 160 – NORTHWESTERN

YEAR	GP	MIN	FGM	FBA	PCT.	3FG	3FBA	PCT.	FTM	FTA	PCT.	OFF.	DEF.	TOT.	AST.	PF	DQ.	STL.	TO	BLK	PTS	AVG.
85-86	9	83	10	23	.435	0	0	-	2	2	1.000	1	4	5	13	9	0	3	2	0	22	2.4

MCCOY MCLEMORE – 6-7, 230 – DRAKE

YEAR	GP	MIN	FGM	FBA	PCT.	3FG	3FBA	PCT.	FTM	FTA	PCT.	OFF.	DEF.	TOT.	AST.	PF	DQ.	STL.	TO	BLK	PTS	AVG.
66-67	79	1382	258	670	.385	-	-	-	210	272	.772	-	-	374	62	189	2	-	-	-	726	9.2
67-68	76	2100	374	940	.398	-	-	-	215	276	.779	-	-	430	130	219	4	-	-	-	963	12.7
TOT	155	3482	632	1610	.393	-	-	-	425	548	.776	-	-	804	192	408	6	-	-	-	1689	10.9

JOHN MENGELT – 6-2, 195 – AUBURN

YEAR	GP	MIN	FGM	FBA	PCT.	3FG	3FBA	PCT.	FTM	FTA	PCT.	OFF.	DEF.	TOT.	AST.	PF	DQ.	STL.	TO	BLK	PTS	AVG.
76-77	61	1178	209	458	.456	-	-	-	89	113	.788	29	81	110	114	102	2	37	-	4	507	8.3
77-78	81	1767	325	675	.481	-	-	-	184	238	.773	41	88	129	232	169	0	51	124	4	834	10.3
78-79	75	1705	338	689	.491	-	-	-	150	182	.824	25	93	118	187	148	1	46	120	4	826	11.0
79-80	36	387	90	166	.542	0	6	.000	39	49	.796	3	20	23	38	54	0	10	36	0	219	6.1
TOT	253	5037	962	1988	.484	0	6	.000	462	582	.794	98	282	380	571	473	3	144	280	12	2386	9.4

RON MERCER – 6-7, 210 – KENTUCKY

YEAR	GP	MIN	FGM	FBA	PCT.	3FG	3FBA	PCT.	FTM	FTA	PCT.	OFF.	DEF.	TOT.	AST.	PF	DQ.	STL.	TO	BLK	PTS	AVG.
00-01	61	2535	500	1121	.446	14	46	.304	188	228	.825	72	164	236	201	148	3	78	129	27	1202	19.7
01-02	40	1503	286	717	.399	17	57	.298	84	108	.778	44	111	155	118	86	1	30	79	10	673	16.8
TOT	101	4038	786	1838	.428	31	103	.301	272	336	.810	116	275	391	319	234	4	108	208	37	1875	18.6

BRAD MILLER – 7-0, 261 – PURDUE

YEAR	GP	MIN	FGM	FBA	PCT.	3FG	3FBA	PCT.	FTM	FTA	PCT.	OFF.	DEF.	TOT.	AST.	PF	DQ.	STL.	TO	BLK	PTS	AVG.
00-01	57	1434	168	386	.435	1	5	.200	168	226	.743	144	275	419	107	176	5	33	73	38	505	8.9
01-02	48	1391	208	452	.460	2	4	.500	190	253	.751	176	225	401	101	156	2	52	74	29	608	12.7
08-09	27	746	108	226	.478	3	13	.231	99	116	.853	67	134	201	86	88	2	22	47	12	318	11.8
09-10	82	1950	250	581	.430	37	132	.280	182	220	.827	83	316	399	154	189	1	44	107	29	719	8.8
TOT	214	5521	734	1645	.446	43	154	.279	639	812	.787	470	950	1420	448	609	10	151	301	108	2150	10.0

NIKOLA MIROTIĆ – 6-10, 220 – MONTENEGRO

YEAR	GP	MIN	FGM	FBA	PCT.	3FG	3FBA	PCT.	FTM	FTA	PCT.	OFF.	DEF.	TOT.	AST.	PF	DQ.	STL.	TO	BLK	PTS	AVG.
14-15	82	1654	253	624	.405	99	313	.316	228	284	.803	63	341	404	97	172	1	54	89	54	833	10.2
15-16	66	1646	248	609	.407	135	346	.390	146	181	.807	58	304	362	100	151	1	58	102	46	777	11.8
TOT	148	3300	501	1233	.406	234	659	.355	374	465	.804	121	645	766	197	323	2	112	191	100	1610	10.9

NAZR MOHAMMED – 6-10, 250 – KENTUCKY

YEAR	GP	MIN	FGM	FBA	PCT.	3FG	3FBA	PCT.	FTM	FTA	PCT.	OFF.	DEF.	TOT.	AST.	PF	DQ.	STL.	TO	BLK	PTS	AVG.
12-13	63	693	66	180	.367	0	2	.000	34	47	.723	73	122	195	26	97	0	21	24	32	166	2.6
13-14	80	562	54	126	.429	0	0	-	16	30	.533	66	109	175	20	77	0	14	37	30	124	1.6
14-15	23	128	13	30	.433	0	0	-	1	3	.333	11	27	38	3	16	0	4	7	5	27	1.2
TOT	166	1383	133	336	.396	0	2	.000	51	80	.638	150	258	408	49	190	0	39	68	67	317	1.9

ETWAUN MOORE – 6-4, 191 – PURDUE

YEAR	GP	MIN	FGM	FBA	PCT.	3FG	3FBA	PCT.	FTM	FTA	PCT.	OFF.	DEF.	TOT.	AST.	PF	DQ.	STL.	TO	BLK	PTS	AVG.
14-15	56	504	62	139	.446	13	38	.342	12	20	.600	12	34	46	33	45	0	20	14	6	149	2.7
15-16	59	1263	187	389	.481	47	104	.452	22	35	.629	19	114	133	99	103	0	37	53	18	443	7.5
TOT	115	1767	249	528	.472	60	142	.423	34	55	.618	31	148	179	132	148	0	57	67	23	592	5.1

ERWIN MUELLER – 6-8, 230 – SAN FRANCISCO

YEAR	GP	MIN	FGM	FBA	PCT.	3FG	3FBA	PCT.	FTM	FTA	PCT.	OFF.	DEF.	TOT.	AST.	PF	DQ.	STL.	TO	BLK	PTS	AVG.
66-67	80	2136	422	957	.441	-	-	-	171	260	.658	-	-	497	131	223	2	-	-	-	1015	12.7
67-68	35	815	91	235	.387	-	-	-	46	82	.561	-	-	167	76	78	1	-	-	-	228	6.5
68-69	52	872	75	224	.335	-	-	-	46	90	.511	-	-	193	124	98	1	-	-	-	196	3.8
TOT	167	3823	588	1416	.415	-	-	-	263	432	.609	-	-	857	331	399	4	-	-	-	1439	8.6

ERIK MURPHY – 6-10, 230 – FLORIDA

YEAR	GP	MIN	FGM	FBA	PCT.	3FG	3FBA	PCT.	FTM	FTA	PCT.	OFF.	DEF.	TOT.	AST.	PF	DQ.	STL.	TO	BLK	PTS	AVG.
13-14	24	62	3	13	.231	0	3	.000	0	0	-	2	6	8	2	7	0	0	2	4	6	0.3

RONALD "FLIP" MURRAY – 6-3, 200 – SHAW

YEAR	GP	MIN	FGM	FBA	PCT.	3FG	3FBA	PCT.	FTM	FTA	PCT.	OFF.	DEF.	TOT.	AST.	PF	DQ.	STL.	TO	BLK	PTS	AVG.
09-10	29	680	108	272	.397	28	90	.311	48	63	.762	13	72	85	51	49	0	18	26	4	292	10.1

PETE MYERS – 6-6, 190 – ARKANSAS-LITTLE ROCK

YEAR	GP	MIN	FGM	FBA	PCT.	3FG	3FBA	PCT.	FTM	FTA	PCT.	OFF.	DEF.	TOT.	AST.	PF	DQ.	STL.	TO	BLK	PTS	AVG.
86-87	29	155	19	52	.365	0	6	.000	28	43	.651	8	9	17	21	25	0	14	10	2	66	2.3
93-94	82	2030	253	556	.455	8	29	.276	136	194	.701	54	127	181	245	195	1	78	136	20	650	7.9
94-95	71	1270	119	287	.415	10	39	.256	70	114	.614	57	82	139	148	125	1	58	88	15	318	4.5
TOT	182	3455	391	895	.437	18	74	.243	234	351	.667	119	218	337	414	345	2	150	234	37	1034	5.7

FRONT OFFICE

BASKETBALL OPS.

PLAYERS

THE NBA

OPPONENTS

2015-16 SEASON

RECORDS

PLAYOFFS

HISTORY

COMMUNITY

MEDIA

**ED NEALY - 6-7, 240 - KANSAS STATE**

YEAR	GP	MIN	FGM	FGA	PCT.	3FG	3FGA	PCT.	FTM	FTA	PCT.	OFF.	DEF.	TOT.	AST.	PF	DQ.	STL.	TO	BLK	PTS	AVG.
88-89	13	94	5	7	.714	0	0	-	1	2	.500	4	19	23	6	23	0	3	1	1	11	0.8
89-90	46	503	37	70	.529	0	2	.000	30	41	.732	46	92	138	28	67	0	16	17	4	104	2.3
92-93	11	79	10	23	.435	1	5	.200	2	2	1.000	4	12	16	2	6	0	3	2	1	23	2.1
TOT	70	676	52	100	.520	1	7	.143	33	45	.733	54	123	177	36	96	0	22	20	6	138	2.0

CHUCK NEVITT - 7-5, 250 - NORTH CAROLINA STATE

YEAR	GP	MIN	FGM	FGA	PCT.	3FG	3FGA	PCT.	FTM	FTA	PCT.	OFF.	DEF.	TOT.	AST.	PF	DQ.	STL.	TO	BLK	PTS	AVG.
91-92	4	9	1	3	.333	0	0	-	0	0	-	0	1	1	1	2	0	0	3	0	2	0.5

DAVE NEWMARK - 7-0, 250 - COLUMBIA

YEAR	GP	MIN	FGM	FGA	PCT.	3FG	3FGA	PCT.	FTM	FTA	PCT.	OFF.	DEF.	TOT.	AST.	PF	DQ.	STL.	TO	BLK	PTS	AVG.
68-69	81	1159	185	475	.389	-	-	-	86	139	.619	-	-	347	58	205	7	-	-	-	456	5.6

DEMETRIS NICHOLS - 6-8, 216 - SYRACUSE

YEAR	GP	MIN	FGM	FGA	PCT.	3FG	3FGA	PCT.	FTM	FTA	PCT.	OFF.	DEF.	TOT.	AST.	PF	DQ.	STL.	TO	BLK	PTS	AVG.
07-08	11	30	5	15	.333	3	10	.300	0	0	-	0	4	4	1	4	0	0	2	3	13	1.2
08-09	2	5	1	4	.250	0	1	.000	0	0	-	0	0	0	1	1	0	0	0	0	2	1.0
TOT	13	35	6	19	.316	3	11	.273	0	0	-	0	4	4	2	5	0	0	2	3	15	1.2

JOAKIM NOAH - 6-11, 232 - FLORIDA

YEAR	GP	MIN	FGM	FGA	PCT.	3FG	3FGA	PCT.	FTM	FTA	PCT.	OFF.	DEF.	TOT.	AST.	PF	DQ.	STL.	TO	BLK	PTS	AVG.
07-08	74	1534	177	367	.482	0	1	.000	134	194	.691	174	242	416	84	173	0	68	89	64	488	6.6
08-09	80	1838	207	372	.556	0	1	.000	123	182	.676	244	362	606	106	238	6	49	82	110	537	6.7
09-10	64	1825	262	520	.504	0	0	-	163	219	.744	220	485	705	132	198	1	32	117	100	687	10.7
10-11	48	1576	211	402	.525	0	1	.000	139	188	.739	182	316	498	107	156	2	48	90	72	561	11.7
11-12	64	1945	249	490	.508	0	1	.000	154	206	.748	242	387	629	160	162	1	41	92	92	652	10.2
12-13	66	2426	303	630	.481	0	5	.000	178	237	.751	260	473	733	262	185	2	78	176	141	784	11.9
13-14	80	2820	380	800	.475	0	2	.000	247	335	.737	282	618	900	431	245	2	99	194	121	1007	12.6
14-15	67	2049	190	427	.445	0	2	.000	105	174	.603	219	427	646	312	203	3	48	123	74	485	7.2
15-16	29	635	51	133	.383	0	1	.000	22	45	.489	87	168	255	110	77	0	18	52	29	124	4.3
TOT	572	16848	2030	4141	.490	0	14	.000	1265	1780	.711	1910	3477	5387	1704	1637	17	481	1015	803	5325	9.3

ANDRÉS NOCIONI - 6-7, 225 - ARGENTINA

YEAR	GP	MIN	FGM	FGA	PCT.	3FG	3FGA	PCT.	FTM	FTA	PCT.	OFF.	DEF.	TOT.	AST.	PF	DQ.	STL.	TO	BLK	PTS	AVG.
04-05	81	1892	241	601	.401	25	97	.258	170	222	.766	69	317	386	122	208	3	37	135	34	677	8.4
05-06	82	2239	383	831	.461	93	238	.391	204	242	.843	89	411	500	117	252	3	40	120	52	1063	13.0
06-07	53	1406	273	584	.467	80	209	.383	123	145	.848	42	259	301	57	164	3	27	104	24	749	14.1
07-08	82	2021	379	877	.432	126	346	.364	196	243	.807	48	294	342	95	245	3	25	133	43	1080	13.2
08-09	53	1278	186	449	.414	79	209	.378	100	124	.806	34	188	222	60	176	4	26	73	16	551	10.4
TOT	351	8837	1462	3342	.437	403	1039	.367	793	976	.813	282	1469	1751	451	1045	16	155	565	169	4120	11.7

CHARLES OAKLEY - 6-9, 245 - VIRGINIA UNION

YEAR	GP	MIN	FGM	FGA	PCT.	3FG	3FGA	PCT.	FTM	FTA	PCT.	OFF.	DEF.	TOT.	AST.	PF	DQ.	STL.	TO	BLK	PTS	AVG.
85-86	77	1772	281	541	.519	0	3	.000	178	269	.662	255	409	664	133	250	9	68	175	30	740	9.6
86-87	82	2980	468	1052	.445	11	30	.367	245	357	.686	299	775	1074	296	315	4	85	299	36	1192	14.5
87-88	82	2816	375	776	.483	3	12	.250	261	359	.727	326	740	1066	248	272	2	68	241	28	1014	12.4
01-02	57	1382	97	263	.369	1	6	.167	21	28	.750	72	271	343	114	175	2	49	87	11	216	3.8
TOT	298	8950	1221	2632	.464	15	51	.294	705	1013	.696	952	2195	3147	791	1012	17	270	802	105	3162	10.6

MARK OLBERDING - 6-8, 230 - MINNESOTA

YEAR	GP	MIN	FGM	FGA	PCT.	3FG	3FGA	PCT.	FTM	FTA	PCT.	OFF.	DEF.	TOT.	AST.	PF	DQ.	STL.	TO	BLK	PTS	AVG.
82-83	80	1817	251	522	.481	2	12	.167	194	248	.782	108	250	358	131	246	3	50	152	9	698	8.7

JAWAAN OLDHAM - 7-0, 220 - SEATTLE

YEAR	GP	MIN	FGM	FGA	PCT.	3FG	3FGA	PCT.	FTM	FTA	PCT.	OFF.	DEF.	TOT.	AST.	PF	DQ.	STL.	TO	BLK	PTS	AVG.
82-83	16	171	31	58	.534	0	0	-	12	22	.545	18	29	47	5	30	1	5	13	13	74	4.6
83-84	64	870	110	218	.505	0	0	-	39	66	.591	75	158	233	33	139	3	15	83	76	259	4.0
84-85	63	993	89	192	.464	0	1	.000	34	50	.680	79	157	236	31	166	3	11	58	127	212	3.4
85-86	52	1276	167	323	.517	0	1	.000	53	91	.582	112	194	308	37	206	6	29	86	134	387	7.4
TOT	195	3310	397	791	.502	0	2	.000	138	229	.603	284	538	822	106	541	12	59	240	350	932	4.8

KEVIN OLLIE - 6-2, 195 - CONNECTICUT

YEAR	GP	MIN	FGM	FGA	PCT.	3FG	3FGA	PCT.	FTM	FTA	PCT.	OFF.	DEF.	TOT.	AST.	PF	DQ.	STL.	TO	BLK	PTS	AVG.
01-02	52	1146	97	253	.383	1	2	.500	109	130	.838	18	110	128	193	64	1	36	80	1	304	5.8



JANNERO PARGO – 6-1, 175 - ARKANSAS

YEAR	GP	MIN	FGM	FBA	PCT.	3FG	3FGA	PCT.	FTM	FTA	PCT.	OFF.	DEF.	TOT.	AST.	PF	DQ.	STL.	TO	BLK	PTS	AVG.
03-04	13	345	66	154	.429	20	53	.377	23	27	.852	8	19	27	47	38	2	7	30	5	175	13.5
04-05	32	453	82	213	.386	23	66	.348	17	23	.739	12	35	47	76	53	0	16	45	1	204	6.4
05-06	57	646	109	292	.373	39	103	.379	17	21	.810	8	53	61	94	57	1	24	61	2	274	4.8
09-10	63	829	132	381	.346	38	138	.275	42	45	.933	9	69	78	89	68	0	29	50	2	344	5.5
10-11	0	-	-	-	-	-	-	-	-	-	-	-	-	-	-	-	-	-	-	-	-	-
TOT	165	2273	389	1040	.374	120	360	.333	99	116	.853	37	176	213	306	216	3	76	186	10	997	6.0

ROBERT PARISH – 7-1, 244 - CENTANARY

YEAR	GP	MIN	FGM	FBA	PCT.	3FG	3FGA	PCT.	FTM	FTA	PCT.	OFF.	DEF.	TOT.	AST.	PF	DQ.	STL.	TO	BLK	PTS	AVG.
96-97	43	406	70	143	.490	0	0	-	21	31	.677	42	47	89	22	40	0	6	28	19	161	3.7

STEVE PATTERSON – 6-9, 225- UCLA

YEAR	GP	MIN	FGM	FBA	PCT.	3FG	3FGA	PCT.	FTM	FTA	PCT.	OFF.	DEF.	TOT.	AST.	PF	DQ.	STL.	TO	BLK	PTS	AVG.
75-76	52	782	69	182	.379	-	-	-	26	44	.591	73	127	200	71	82	1	13	0	11	164	3.2

CHARLES PAULK – 6-9, 220 – NORTHWESTERN STATE (OKLA.)

YEAR	GP	MIN	FGM	FBA	PCT.	3FG	3FGA	PCT.	FTM	FTA	PCT.	OFF.	DEF.	TOT.	AST.	PF	DQ.	STL.	TO	BLK	PTS	AVG.
71-72	7	60	8	28	.286	-	-	-	7	9	.778	-	-	15	4	7	0	-	-	-	23	3.3

JOHN PAXSON – 6-2, 185 – NOTRE DAME

YEAR	GP	MIN	FGM	FBA	PCT.	3FG	3FGA	PCT.	FTM	FTA	PCT.	OFF.	DEF.	TOT.	AST.	PF	DQ.	STL.	TO	BLK	PTS	AVG.
85-86	75	1570	153	328	.466	15	51	.294	74	92	.804	18	76	94	274	172	2	55	69	2	395	5.3
86-87	82	2689	386	793	.487	52	140	.371	106	131	.809	22	117	139	467	207	1	66	105	8	930	11.3
87-88	81	1888	287	582	.493	33	95	.347	33	45	.733	16	88	104	303	154	2	49	64	1	640	7.9
88-89	78	1738	246	513	.480	44	133	.331	31	36	.861	13	81	94	308	162	1	53	71	6	567	7.3
89-90	82	2365	365	708	.516	33	92	.359	56	68	.824	27	92	119	335	176	1	83	85	6	819	10.0
90-91	82	1971	317	578	.548	42	96	.438	34	41	.829	15	76	91	297	136	0	62	69	3	710	8.7
91-92	79	1946	257	487	.528	12	44	.273	29	37	.784	21	75	96	241	142	0	49	44	9	555	7.0
92-93	59	1030	105	233	.451	19	41	.463	17	20	.850	9	39	48	136	99	0	38	31	2	246	4.2
93-94	27	343	30	68	.441	9	22	.409	1	2	.500	3	17	20	33	18	0	7	6	2	70	2.6
TOT	645	15540	2146	4290	.500	259	714	.363	381	472	.807	144	661	805	2394	1266	7	462	538	39	4932	7.6

WILL PERDUE – 7-0, 240 – VANDERBILT

YEAR	GP	MIN	FGM	FBA	PCT.	3FG	3FGA	PCT.	FTM	FTA	PCT.	OFF.	DEF.	TOT.	AST.	PF	DQ.	STL.	TO	BLK	PTS	AVG.
88-89	30	190	29	72	.403	0	0	-	8	14	.571	18	27	45	11	38	0	4	15	6	66	2.2
89-90	77	884	111	268	.414	0	5	.000	72	104	.692	88	126	214	46	150	0	19	65	26	294	3.8
90-91	74	972	116	235	.494	0	3	.000	75	112	.670	122	214	336	47	147	1	23	75	57	307	4.1
91-92	77	1007	152	278	.547	1	2	.500	45	91	.495	108	204	312	80	133	1	16	72	43	350	4.5
92-93	72	998	137	246	.557	0	1	.000	67	111	.604	103	184	287	74	139	2	22	74	47	341	4.7
93-94	43	397	47	112	.420	0	1	.000	23	32	.719	40	86	126	34	61	0	8	42	11	117	2.7
94-95	78	1592	254	459	.553	0	1	.000	113	194	.582	211	311	522	90	220	3	26	116	56	621	8.0
99-00	67	1012	59	168	.351	0	0	-	50	105	.476	88	174	262	65	126	1	14	78	42	168	2.5
TOT	518	7052	905	1838	.492	1	13	.077	453	763	.594	778	1326	2104	447	1014	8	132	537	288	2264	4.4

LOY PETERSON – 6-5, 205 – OREGON STATE

YEAR	GP	MIN	FGM	FBA	PCT.	3FG	3FGA	PCT.	FTM	FTA	PCT.	OFF.	DEF.	TOT.	AST.	PF	DQ.	STL.	TO	BLK	PTS	AVG.
68-69	38	299	44	109	.404	-	-	-	19	27	.704	-	-	41	25	39	0	-	-	-	107	2.8
69-70	31	231	33	90	.367	-	-	-	26	39	.667	-	-	26	23	22	0	-	-	-	92	3.0
TOT	69	530	77	199	.387	-	-	-	45	66	.682	0	0	67	48	61	0	-	-	-	199	2.9

ERIC PIATKOWSKI – 6-7, 215 – NEBRASKA

YEAR	GP	MIN	FGM	FBA	PCT.	3FG	3FGA	PCT.	FTM	FTA	PCT.	OFF.	DEF.	TOT.	AST.	PF	DQ.	STL.	TO	BLK	PTS	AVG.
04-05	68	841	111	258	.430	57	134	.425	45	56	.804	15	64	79	51	67	0	29	37	1	324	4.8
05-06	29	228	24	61	.393	9	33	.273	2	5	.400	4	19	23	13	20	0	6	11	1	59	2.0
TOT	97	1069	135	319	.423	66	167	.395	47	61	.770	19	83	102	64	87	0	35	48	2	383	3.9

SCOTTIE PIPPEN – 6-7, 228 – CENTRAL ARKANSAS

YEAR	GP	MIN	FGM	FBA	PCT.	3FG	3FGA	PCT.	FTM	FTA	PCT.	OFF.	DEF.	TOT.	AST.	PF	DQ.	STL.	TO	BLK	PTS	AVG.
87-88	79	1650	261	564	.463	4	23	.174	99	172	.576	115	183	298	169	214	3	91	131	52	625	7.9
88-89	73	2413	413	867	.476	21	77	.273	201	301	.668	138	307	445	256	261	8	139	199	61	1048	14.4
89-90	82	3148	562	1150	.489	28	112	.250	199	295	.675	150	397	547	444	298	6	211	278	101	1351	16.5
90-91	82	3014	600	1153	.520	21	68	.309	240	340	.706	163	432	595	51	270	3	193	232	93	1461	17.8
91-92	82	3164	687	1359	.506	16	80	.200	330	434	.760	185	445	630	572	242	2	155	253	93	1720	21.0
92-93	81	3123	628	1327	.473	22	93	.237	332	350	.663	203	418	621	507	219	3	173	246	73	1510	18.6
93-94	72	2759	627	1278	.491	63	197	.320	270	409	.660	173	456	629	403	227	1	211	232	58	1587	22.0
94-95	79	3014	634	1320	.480	109	316	.345	315	440	.716	175	464	639	409	238	4	232	271	89	1692	21.4
95-96	77	2825	563	1216	.463	150	401	.374	220	324	.715	152	344	496	452	198	0	193	207	57	1496	19.4
96-97	82	3095	648	1366	.474	156	424	.368	204	291	.701	160	371	531	467	213	2	154	214	45	1656	20.2
97-98	44	1652	315	704	.447	61	192	.318	150	193	.777	53	174	227	254	116	0	79	109	43	841	19.1
03-04	23	412	53	140	.379	13	48	.271	17	27	.630	20	48	68	50	38	0	21	29	9	136	5.9
TOT	856	30269	5991	12444	.481	664	2031	.327	2477	3576	.693	1687	4039	5726	4494	2534	32	1792	2401	774	15123	17.7

**CLIFF PONDEXTER – 6-9, 235 – LONG BEACH STATE**

YEAR	GP	MIN	FGM	FBA	PCT.	3FG	3FBA	PCT.	FTM	FTA	PCT.	OFF.	DEF.	TOT.	AST.	PF	DQ.	STL.	TO	BLK	PTS	AVG.
75-76	75	1326	156	380	.411	-	-	-	122	182	.670	113	268	381	90	134	4	28	-	26	434	5.8
76-77	78	996	107	257	.416	-	-	-	42	65	.646	77	159	236	41	82	0	34	-	11	256	3.3
77-78	44	534	37	85	.435	-	-	-	14	20	.700	36	94	130	87	66	0	19	30	15	88	2.0
TOT	197	2856	300	722	.416	-	-	-	178	267	.667	226	521	747	218	282	4	81	30	52	778	3.9

BEN POQUETTE – 6-9, 235 – CENTRAL MICHIGAN

YEAR	GP	MIN	FGM	FBA	PCT.	3FG	3FBA	PCT.	FTM	FTA	PCT.	OFF.	DEF.	TOT.	AST.	PF	DQ.	STL.	TO	BLK	PTS	AVG.
86-87	21	167	21	40	.525	0	1	.000	9	11	.818	10	14	24	7	26	0	3	4	12	51	2.4

HOWARD PORTER – 6-8, 220 – VILLANOVA

YEAR	GP	MIN	FGM	FBA	PCT.	3FG	3FBA	PCT.	FTM	FTA	PCT.	OFF.	DEF.	TOT.	AST.	PF	DQ.	STL.	TO	BLK	PTS	AVG.
71-72	67	730	171	403	.424	-	-	-	59	77	.766	-	-	183	24	88	0	-	-	-	401	6.0
72-73	43	407	98	217	.452	-	-	-	22	29	.759	-	-	118	16	52	1	-	-	-	218	5.1
73-74	73	1229	296	658	.450	-	-	-	92	115	.800	86	199	285	32	116	0	23	-	39	684	9.4
TOT	183	2366	565	1278	.442	-	-	-	173	221	.783	86	199	586	72	256	1	23	-	39	1303	7.1

BOBBY PORTIS – 6-11, 246 – ARKANSAS

YEAR	GP	MIN	FGM	FBA	PCT.	3FG	3FBA	PCT.	FTM	FTA	PCT.	OFF.	DEF.	TOT.	AST.	PF	DQ.	STL.	TO	BLK	PTS	AVG.
15-16	62	1102	186	436	.427	16	52	.308	48	66	.727	123	214	337	52	100	0	25	54	22	436	7.0

DOMINIC PRESSLEY – 6-2, 175 – BOSTON COLLEGE

YEAR	GP	MIN	FGM	FBA	PCT.	3FG	3FBA	PCT.	FTM	FTA	PCT.	OFF.	DEF.	TOT.	AST.	PF	DQ.	STL.	TO	BLK	PTS	AVG.
88-89	3	17	1	6	.167	0	2	.000	0	0	-	0	1	1	4	2	0	0	0	0	2	0.7

VLADIMIR RADMANOVIC – 6-10, 235 – SERBIA

YEAR	GP	MIN	FGM	FBA	PCT.	3FG	3FBA	PCT.	FTM	FTA	PCT.	OFF.	DEF.	TOT.	AST.	PF	DQ.	STL.	TO	BLK	PTS	AVG.
12-13	25	144	13	43	.302	5	27	.185	2	3	.667	10	18	28	8	29	0	8	7	4	33	1.3

MARK RANDALL – 6-9, 235 – KANSAS

YEAR	GP	MIN	FGM	FBA	PCT.	3FG	3FBA	PCT.	FTM	FTA	PCT.	OFF.	DEF.	TOT.	AST.	PF	DQ.	STL.	TO	BLK	PTS	AVG.
91-92	15	67	10	22	.455	0	2	.000	6	8	.750	4	5	9	7	8	0	0	6	0	26	1.7

CLIFFORD RAY – 6-9, 235 – OKLAHOMA

YEAR	GP	MIN	FGM	FBA	PCT.	3FG	3FBA	PCT.	FTM	FTA	PCT.	OFF.	DEF.	TOT.	AST.	PF	DQ.	STL.	TO	BLK	PTS	AVG.
71-72	82	1872	222	445	.499	-	-	-	134	218	.615	-	-	869	254	296	5	-	-	-	578	7.0
72-73	73	2009	254	516	.492	-	-	-	117	189	.619	-	-	797	271	232	5	-	-	-	625	8.6
73-74	80	2632	313	612	.511	-	-	-	121	199	.608	285	692	977	246	281	5	58	-	173	747	9.3
TOT	235	6513	789	1573	.502	-	-	-	372	606	.614	285	692	2643	771	809	15	58	-	173	1950	8.3

KHALID REEVES – 6-3, 201 – ARIZONA

YEAR	GP	MIN	FGM	FBA	PCT.	3FG	3FBA	PCT.	FTM	FTA	PCT.	OFF.	DEF.	TOT.	AST.	PF	DQ.	STL.	TO	BLK	PTS	AVG.
99-00	3	48	3	12	.250	0	3	.000	5	5	1.000	2	2	4	13	8	0	2	6	0	11	3.7

JARED REINER – 6-11, 255 – IOWA

YEAR	GP	MIN	FGM	FBA	PCT.	3FG	3FBA	PCT.	FTM	FTA	PCT.	OFF.	DEF.	TOT.	AST.	PF	DQ.	STL.	TO	BLK	PTS	AVG.
04-05	19	132	10	30	.333	0	0	-	1	4	.250	13	25	38	1	35	0	3	9	7	21	1.1

CHRIS RICHARD – 6-9, 256 – FLORIDA

YEAR	GP	MIN	FGM	FBA	PCT.	3FG	3FBA	PCT.	FTM	FTA	PCT.	OFF.	DEF.	TOT.	AST.	PF	DQ.	STL.	TO	BLK	PTS	AVG.
09-10	18	224	15	29	.517	0	0	-	7	11	.636	19	40	59	7	50	2	8	14	4	30	2.1

NORM RICHARDSON – 6-5, 200 – HOFSTRA

YEAR	GP	MIN	FGM	FBA	PCT.	3FG	3FBA	PCT.	FTM	FTA	PCT.	OFF.	DEF.	TOT.	AST.	PF	DQ.	STL.	TO	BLK	PTS	AVG.
01-02	8	63	10	23	.435	4	8	.500	6	9	.667	2	5	7	1	5	0	0	3	0	30	3.8

ANTHONY ROBERSON – 6-2, 195 – FLORIDA

YEAR	GP	MIN	FGM	FBA	PCT.	3FG	3FBA	PCT.	FTM	FTA	PCT.	OFF.	DEF.	TOT.	AST.	PF	DQ.	STL.	TO	BLK	PTS	AVG.
08-09	6	23	5	17	.294	2	10	.200	0	0	-	2	5	7	1	0	0	0	1	0	12	2.0

EDDIE ROBINSON – 6-9, 210 – CENTRAL OKLAHOMA

YEAR	GP	MIN	FGM	FBA	PCT.	3FG	3FBA	PCT.	FTM	FTA	PCT.	OFF.	DEF.	TOT.	AST.	PF	DQ.	STL.	TO	BLK	PTS	AVG.
01-02	29	653	112	247	.453	2	5	.400	36	48	.750	24	54	78	37	35	0	23	36	11	262	9.0
02-03	64	1355	155	315	.492	3	14	.214	51	63	.810	76	124	200	66	120	2	62	52	13	364	5.7
03-04	51	1024	157	326	.482	1	5	.200	28	43	.651	27	77	104	58	57	1	33	45	10	343	6.7
TOT	144	3032	424	888	.478	6	24	.250	115	154	.747	127	255	382	161	212	3	118	133	34	969	6.7

**FLYNN ROBINSON – 6-1, 190 – WYOMING**

YEAR	GP	MIN	FGM	FGA	PCT.	3FG	3FGA	PCT.	FTM	FTA	PCT.	OFF.	DEF.	TOT.	AST.	PF	DQ.	STL	TO	BLK	PTS	AVG.
67-68	73	2030	441	1000	.411	-	-	-	285	344	.828	-	-	268	214	180	1	-	-	-	1167	16.0
68-69	18	550	124	293	.423	-	-	-	95	114	.833	-	-	69	57	52	1	-	-	-	343	19.1
TOT	91	2580	565	1293	.437	-	-	-	380	458	.830	0	0	337	271	232	2	-	-	-	1510	16.6

JACKIE ROBINSON – 6-6, 210 – NEVADA-LAS VEGAS

YEAR	GP	MIN	FGM	FGA	PCT.	3FG	3FGA	PCT.	FTM	FTA	PCT.	OFF.	DEF.	TOT.	AST.	PF	DQ.	STL	TO	BLK	PTS	AVG.
81-82	3	29	3	9	.333	0	0	-	4	4	1.000	3	0	3	0	1	0	0	1	0	10	3.3

NATE ROBINSON – 5-9, 180 – WASHINGTON

YEAR	GP	MIN	FGM	FGA	PCT.	3FG	3FGA	PCT.	FTM	FTA	PCT.	OFF.	DEF.	TOT.	AST.	PF	DQ.	STL	TO	BLK	PTS	AVG.
12-13	82	2086	399	921	.433	141	348	.405	135	169	.799	29	155	184	358	207	0	85	144	10	1074	13.1

GUY RODGERS – 6-0, 185 – TEMPLE

YEAR	GP	MIN	FGM	FGA	PCT.	3FG	3FGA	PCT.	FTM	FTA	PCT.	OFF.	DEF.	TOT.	AST.	PF	DQ.	STL	TO	BLK	PTS	AVG.
66-67	81	3063	538	1377	.391	-	-	-	383	475	.806	-	-	346	908	243	1	-	-	-	1459	18.0
67-68	4	129	16	54	.296	-	-	-	9	11	.818	-	-	14	28	11	0	-	-	-	41	10.3
TOT	85	3192	554	1431	.387	-	-	-	392	486	.807	-	-	360	936	254	1	-	-	-	1500	17.6

DENNIS RODMAN – 6-8, 220 – SOUTHEASTERN OKLAHOMA STATE

YEAR	GP	MIN	FGM	FGA	PCT.	3FG	3FGA	PCT.	FTM	FTA	PCT.	OFF.	DEF.	TOT.	AST.	PF	DQ.	STL	TO	BLK	PTS	AVG.
95-96	64	2088	146	304	.480	3	27	.111	56	106	.528	356	596	952	160	196	1	36	138	27	351	5.5
96-97	55	1947	128	286	.448	5	19	.263	50	88	.568	320	563	883	170	172	1	32	111	19	311	5.7
97-98	80	2856	155	360	.431	4	23	.174	61	111	.550	421	780	1201	230	238	2	47	147	18	375	4.7
TOT	199	6891	429	950	.452	12	69	.174	167	305	.548	1097	1939	3036	560	606	4	115	396	64	1037	5.2

DERRICK ROSE – 6-3, 190 – MEMPHIS

YEAR	GP	MIN	FGM	FGA	PCT.	3FG	3FGA	PCT.	FTM	FTA	PCT.	OFF.	DEF.	TOT.	AST.	PF	DQ.	STL	TO	BLK	PTS	AVG.
08-09	81	3000	574	1208	.475	16	72	.222	197	250	.788	96	221	317	512	125	1	66	202	18	1361	16.8
09-10	78	2871	672	1373	.489	16	60	.267	259	338	.766	65	228	293	469	96	1	57	217	27	1619	20.8
10-11	81	3026	711	1597	.445	128	385	.332	476	555	.858	81	249	330	623	136	2	85	278	51	2026	25.0
11-12	39	1375	302	695	.435	54	173	.312	194	239	.812	26	105	131	307	52	0	35	119	28	852	21.8
13-14	10	311	58	164	.354	16	47	.340	27	32	.844	9	23	32	43	15	0	5	34	1	159	15.9
14-15	51	1530	338	835	.405	76	271	.280	152	187	.813	35	126	161	251	63	0	36	161	16	904	17.7
15-16	66	2097	447	1048	.427	44	150	.293	142	179	.793	46	179	225	311	84	1	44	175	14	1080	16.4
TOT	406	14210	3102	6920	.448	350	1158	.302	1447	1780	.813	358	1131	1489	2516	571	5	328	1186	155	8001	19.7

JALEN ROSE – 6-8, 217 – MICHIGAN

YEAR	GP	MIN	FGM	FGA	PCT.	3FG	3FGA	PCT.	FTM	FTA	PCT.	OFF.	DEF.	TOT.	AST.	PF	DQ.	STL	TO	BLK	PTS	AVG.
01-02	30	1216	276	587	.470	37	100	.370	125	149	.839	14	110	124	158	103	1	33	96	16	714	23.8
02-03	82	3351	642	1563	.406	133	359	.370	399	467	.854	68	283	351	395	271	2	72	285	23	1816	22.1
03-04	16	529	75	200	.375	23	54	.426	39	51	.765	7	57	64	56	45	0	12	37	4	212	13.3
TOT	128	5096	993	2370	.419	193	513	.376	563	667	.844	89	450	539	609	419	3	117	418	43	2742	21.4

MICHAEL RUFFIN – 6-8, 248 – TULSA

YEAR	GP	MIN	FGM	FGA	PCT.	3FG	3FGA	PCT.	FTM	FTA	PCT.	OFF.	DEF.	TOT.	AST.	PF	DQ.	STL	TO	BLK	PTS	AVG.
99-00	71	975	58	138	.420	0	0	-	43	88	.489	117	133	250	44	170	1	26	59	26	159	2.2
00-01	45	879	40	90	.444	0	0	-	39	77	.506	101	161	262	39	131	2	30	46	38	119	2.6
TOT	116	1854	98	228	.430	0	0	-	82	165	.497	218	294	512	83	301	3	56	105	64	278	2.4

PAUL RUFFNER – 6-10, 225 – BRIGHAM YOUNG

YEAR	GP	MIN	FGM	FGA	PCT.	3FG	3FGA	PCT.	FTM	FTA	PCT.	OFF.	DEF.	TOT.	AST.	PF	DQ.	STL	TO	BLK	PTS	AVG.
70-71	10	60	15	35	.429	-	-	-	4	8	.500	-	-	16	2	10	0	-	-	-	34	3.4

CAZZIE RUSSELL – 6-5, 220 – MICHIGAN

YEAR	GP	MIN	FGM	FGA	PCT.	3FG	3FGA	PCT.	FTM	FTA	PCT.	OFF.	DEF.	TOT.	AST.	PF	DQ.	STL	TO	BLK	PTS	AVG.
77-78	36	789	133	304	.438	-	-	-	49	57	.860	31	52	83	61	63	1	19	35	4	315	8.8

FRANK RUSSELL – 6-3, 180 – DETROIT MERCY

YEAR	GP	MIN	FGM	FGA	PCT.	3FG	3FGA	PCT.	FTM	FTA	PCT.	OFF.	DEF.	TOT.	AST.	PF	DQ.	STL	TO	BLK	PTS	AVG.
72-73	23	131	29	77	.377	-	-	-	16	18	.889	-	-	17	15	12	0	-	-	-	74	3.2

JOHN SALLEY – 6-11, 255 – GEORGIA TECH

YEAR	GP	MIN	FGM	FGA	PCT.	3FG	3FGA	PCT.	FTM	FTA	PCT.	OFF.	DEF.	TOT.	AST.	PF	DQ.	STL	TO	BLK	PTS	AVG.
95-96	17	191	12	35	.343	0	0	-	12	20	.600	20	23	43	15	38	0	8	16	15	36	2.1



JOHN SALMONS – 6-6, 207 – MIAMI

YEAR	GP	MIN	FGM	FGA	PCT.	3FG	3FGA	PCT.	FTM	FTA	PCT.	OFF.	DEF.	TOT.	AST.	PF	DQ.	STL	TO	BLK	PTS	AVG.
08-09	26	979	165	349	.473	49	118	.415	97	115	.843	16	96	112	53	60	0	25	43	15	476	18.3
09-10	51	1695	230	548	.420	73	192	.380	116	147	.789	18	156	174	125	101	0	65	70	22	649	12.7
TOT	77	2674	395	897	.440	122	310	.394	213	262	.813	34	252	286	178	161	0	90	113	37	1125	14.6

JEFF SANDERS – 6-8, 240 – GEORGIA SOUTHERN

YEAR	GP	MIN	FGM	FGA	PCT.	3FG	3FGA	PCT.	FTM	FTA	PCT.	OFF.	DEF.	TOT.	AST.	PF	DQ.	STL	TO	BLK	PTS	AVG.
89-90	31	182	13	40	.325	0	0	-	2	4	.500	17	22	39	9	27	0	4	15	4	28	0.9

BRIAN SCALABRINE – 6-9, 235 – SOUTHERN CALIFORNIA

YEAR	GP	MIN	FGM	FGA	PCT.	3FG	3FGA	PCT.	FTM	FTA	PCT.	OFF.	DEF.	TOT.	AST.	PF	DQ.	STL	TO	BLK	PTS	AVG.
10-11	18	88	10	19	.526	0	5	.000	0	0	-	1	7	8	6	18	0	3	5	4	20	1.1
11-12	28	122	14	30	.467	1	7	.143	3	6	.500	8	13	21	15	9	0	5	9	6	32	1.1
TOT	46	210	24	49	.490	1	12	.083	3	6	.500	9	20	29	21	27	0	8	14	10	52	1.1

DAVE SCHELLHASE – 6-3, 205 – PURDUE

YEAR	GP	MIN	FGM	FGA	PCT.	3FG	3FGA	PCT.	FTM	FTA	PCT.	OFF.	DEF.	TOT.	AST.	PF	DQ.	STL	TO	BLK	PTS	AVG.
66-67	31	212	40	111	.360	-	-	-	14	22	.636	-	-	29	23	27	0	-	-	-	94	3.0
67-68	42	301	47	138	.341	-	-	-	20	38	.526	-	-	47	37	43	0	-	-	-	114	2.7
TOT	73	513	87	249	.349	-	-	-	34	60	.567	-	-	76	60	70	0	-	-	-	208	2.8

LUKE SCHENSCHER – 7-1, 265 – GEORGIA TECH

YEAR	GP	MIN	FGM	FGA	PCT.	3FG	3FGA	PCT.	FTM	FTA	PCT.	OFF.	DEF.	TOT.	AST.	PF	DQ.	STL	TO	BLK	PTS	AVG.
05-06	20	149	16	26	.615	0	0	-	4	13	.308	8	21	29	7	21	0	1	5	3	36	1.8

THABO SEFOLOSHA – 6-7, 215 – SWITZERLAND

YEAR	GP	MIN	FGM	FGA	PCT.	3FG	3FGA	PCT.	FTM	FTA	PCT.	OFF.	DEF.	TOT.	AST.	PF	DQ.	STL	TO	BLK	PTS	AVG.
06-07	71	868	109	256	.426	15	42	.357	23	45	.511	35	118	153	60	100	0	33	60	11	256	3.6
07-08	69	1436	180	421	.428	29	88	.330	75	104	.721	50	205	255	129	128	1	61	93	30	464	6.7
08-09	43	735	79	182	.434	15	50	.300	21	25	.840	26	97	123	85	50	0	35	37	19	194	4.5
TOT	183	3039	368	859	.428	59	180	.328	119	174	.684	111	420	531	254	278	1	129	190	60	914	5.0

BRAD SELLERS – 7-0, 220 – OHIO STATE

YEAR	GP	MIN	FGM	FGA	PCT.	3FG	3FGA	PCT.	FTM	FTA	PCT.	OFF.	DEF.	TOT.	AST.	PF	DQ.	STL	TO	BLK	PTS	AVG.
86-87	80	1751	276	608	.455	2	10	.200	126	173	.728	155	218	373	102	194	1	44	84	68	680	8.5
87-88	82	2212	326	714	.457	1	7	.143	124	157	.790	107	143	250	141	174	0	34	91	66	777	9.5
88-89	80	1732	231	476	.485	3	6	.500	86	101	.851	85	142	227	99	176	2	35	72	69	551	6.9
TOT	242	5695	833	1796	.464	6	23	.261	336	431	.780	347	503	850	342	544	3	113	247	203	2008	8.3

STEVE SHEPPARD – 6-6, 215 – MARYLAND

YEAR	GP	MIN	FGM	FGA	PCT.	3FG	3FGA	PCT.	FTM	FTA	PCT.	OFF.	DEF.	TOT.	AST.	PF	DQ.	STL	TO	BLK	PTS	AVG.
77-78	64	698	119	262	.454	-	-	-	37	56	.661	67	64	131	43	72	0	14	46	3	275	4.3
78-79	22	203	24	51	.471	-	-	-	12	19	.632	16	12	28	15	16	0	5	21	0	60	2.7
TOT	86	901	143	313	.467	-	-	-	49	75	.653	83	76	159	58	88	0	19	67	3	335	3.9

TORNIKE SHENGELIA – 6-9, 220 – REPUBLIC OF GEORGIA

YEAR	GP	MIN	FGM	FGA	PCT.	3FG	3FGA	PCT.	FTM	FTA	PCT.	OFF.	DEF.	TOT.	AST.	PF	DQ.	STL	TO	BLK	PTS	AVG.
13-14	9	17	2	4	.500	0	0	-	0	0	-	0	2	2	2	2	0	1	1	0	4	0.4

PAUL SHIRLEY – 6-10, 230 – IOWA STATE

YEAR	GP	MIN	FGM	FGA	PCT.	3FG	3FGA	PCT.	FTM	FTA	PCT.	OFF.	DEF.	TOT.	AST.	PF	DQ.	STL	TO	BLK	PTS	AVG.
03-04	7	86	10	23	.435	0	1	.000	1	3	.333	8	8	16	4	9	0	1	9	1	21	3.0

GREGG SIMMONS – 6-9, 235 – NORTH CAROLINA STATE

YEAR	GP	MIN	FGM	FGA	PCT.	3FG	3FGA	PCT.	FTM	FTA	PCT.	OFF.	DEF.	TOT.	AST.	PF	DQ.	STL	TO	BLK	PTS	AVG.
07-08	7	19	2	8	.250	0	0	-	0	2	.000	1	2	3	0	1	0	0	2	0	4	0.6
08-09	11	61	11	21	.524	0	0	-	6	14	.429	4	8	12	2	6	0	1	0	4	28	2.5
TOT	19	80	13	29	.448	0	0	-	6	16	.375	5	10	15	2	7	0	1	2	4	32	1.7

DICKEY SIMPKINS – 6-9, 255 – PROVIDENCE

YEAR	GP	MIN	FGM	FGA	PCT.	3FG	3FGA	PCT.	FTM	FTA	PCT.	OFF.	DEF.	TOT.	AST.	PF	DQ.	STL	TO	BLK	PTS	AVG.
94-95	59	586	78	184	.424	0	0	-	50	72	.694	60	91	151	37	72	0	10	45	7	206	3.5
95-96	60	695	77	160	.481	1	1	1.000	61	97	.629	66	90	156	38	78	0	9	56	8	216	3.6
96-97	48	395	31	93	.333	1	4	.250	28	40	.700	36	56	92	31	44	0	5	35	5	91	1.9
97-98	21	237	26	41	.634	0	1	.000	26	44	.591	8	23	31	17	35	0	4	13	3	79	3.1
98-99	50	1448	150	324	.463	0	1	.000	156	242	.645	110	229	339	85	128	1	36	72	13	456	9.1
99-00	69	1651	111	274	.405	0	1	.000	65	120	.542	124	248	372	100	217	4	22	128	22	287	4.2
TOT	307	5002	473	1076	.440	2	8	.250	386	615	.628	404	737	1141	288	574	5	86	349	58	1334	4.3

**JERRY SLOAN - 6-5, 195 - EVANSVILLE**

YEAR	GP	MIN	FGM	FBA	PCT.	3FG	3FBA	PCT.	FTM	FTA	PCT.	OFF.	DEF.	TOT.	AST.	PF	DQ.	STL.	TO	BLK	PTS	AVG.
66-67	80	2942	525	1214	.432	-	-	-	340	427	.796	-	-	726	170	293	7	-	-	-	1390	17.4
67-68	77	2454	369	959	.385	-	-	-	289	386	.749	-	-	591	229	291	11	-	-	-	1027	13.3
68-69	78	2939	488	1170	.417	-	-	-	333	447	.745	-	-	619	276	313	6	-	-	-	1309	16.8
69-70	53	1822	310	737	.421	-	-	-	207	318	.651	-	-	372	165	179	3	-	-	-	827	15.6
70-71	80	3140	592	1342	.441	-	-	-	278	389	.715	-	-	701	281	289	5	-	-	-	1462	18.3
71-72	82	3035	535	1206	.444	-	-	-	258	391	.660	-	-	691	211	309	8	-	-	-	1328	16.2
72-73	69	2412	301	733	.411	-	-	-	94	133	.707	-	-	475	151	235	5	-	-	-	696	10.1
73-74	77	2860	412	921	.447	-	-	-	194	273	.711	150	406	556	149	273	3	183	-	10	1018	13.2
74-75	78	2577	380	865	.439	-	-	-	193	258	.748	177	361	538	161	265	5	171	-	17	953	12.2
75-76	22	617	84	210	.400	-	-	-	55	78	.705	40	76	116	22	77	1	27	-	5	223	10.1
TOT	696	24798	3996	9357	.427	-	-	-	2241	3100	.723	367	843	5385	1815	2524	54	381	-	32	10233	14.7

JOE SMITH - 6-10, 225 - MARYLAND

YEAR	GP	MIN	FGM	FBA	PCT.	3FG	3FBA	PCT.	FTM	FTA	PCT.	OFF.	DEF.	TOT.	AST.	PF	DQ.	STL.	TO	BLK	PTS	AVG.
07-08	50	1146	225	483	.466	0	1	.000	109	135	.807	108	157	265	47	113	0	25	49	31	559	11.2

SAM SMITH - 6-4, 200 - NEVADA-LAS VEGAS

YEAR	GP	MIN	FGM	FBA	PCT.	3FG	3FBA	PCT.	FTM	FTA	PCT.	OFF.	DEF.	TOT.	AST.	PF	DQ.	STL.	TO	BLK	PTS	AVG.
79-80	30	496	97	230	.422	8	35	.229	57	63	.905	22	32	54	42	54	0	25	33	7	259	8.6

WILLIE SMITH - 6-2, 180 - MISSOURI

YEAR	GP	MIN	FGM	FBA	PCT.	3FG	3FBA	PCT.	FTM	FTA	PCT.	OFF.	DEF.	TOT.	AST.	PF	DQ.	STL.	TO	BLK	PTS	AVG.
76-77	2	11	0	1	.000	-	-	-	0	0	-	0	0	0	0	1	0	0	0	0	0	0.0

MIKE SMREK - 7-0, 250 - CANISUIS

YEAR	GP	MIN	FGM	FBA	PCT.	3FG	3FBA	PCT.	FTM	FTA	PCT.	OFF.	DEF.	TOT.	AST.	PF	DQ.	STL.	TO	BLK	PTS	AVG.
65-66	38	408	46	122	.377	0	2	.000	16	29	.552	46	64	110	19	95	0	6	29	23	108	2.8

TONY SNELL - 6-7, 200 - NEW MEXICO

YEAR	GP	MIN	FGM	FBA	PCT.	3FG	3FBA	PCT.	FTM	FTA	PCT.	OFF.	DEF.	TOT.	AST.	PF	DQ.	STL.	TO	BLK	PTS	AVG.
13-14	77	1231	129	336	.384	57	178	.320	31	41	.756	19	105	124	68	84	0	29	44	15	346	4.5
14-15	72	1412	159	371	.429	73	197	.371	44	55	.800	31	145	176	62	86	0	32	48	11	435	6.0
15-16	64	1301	126	339	.372	56	155	.361	30	33	.909	19	180	199	63	100	0	16	52	17	338	5.3
TOT	213	3944	414	1046	.396	186	530	.351	105	129	.814	69	430	499	193	270	0	77	144	43	1119	5.3

RICKY SOBERS - 6-3, 200 - NEVADA-LAS VEGAS

YEAR	GP	MIN	FGM	FBA	PCT.	3FG	3FBA	PCT.	FTM	FTA	PCT.	OFF.	DEF.	TOT.	AST.	PF	DQ.	STL.	TO	BLK	PTS	AVG.
79-80	82	2673	470	1002	.469	21	68	.309	200	239	.837	75	167	242	426	294	4	136	282	17	1161	14.2
80-81	71	1803	355	769	.462	17	66	.258	231	247	.935	46	98	144	284	225	3	98	206	17	958	13.5
81-82	80	1938	363	801	.453	19	76	.250	195	254	.768	37	105	142	301	238	6	73	217	18	940	11.8
TOT	233	6414	1188	2572	.462	57	210	.271	626	740	.846	158	370	528	1011	757	13	307	705	52	3059	13.1

DARIUS SONGAILA - 6-8, 240 - WAKE FOREST

YEAR	GP	MIN	FGM	FBA	PCT.	3FG	3FBA	PCT.	FTM	FTA	PCT.	OFF.	DEF.	TOT.	AST.	PF	DQ.	STL.	TO	BLK	PTS	AVG.
05-06	62	1329	236	491	.481	2	5	.400	94	115	.817	76	170	246	88	157	2	35	65	16	568	9.2

RORY SPARROW - 6-2, 175 - VILLANOVA

YEAR	GP	MIN	FGM	FBA	PCT.	3FG	3FBA	PCT.	FTM	FTA	PCT.	OFF.	DEF.	TOT.	AST.	PF	DQ.	STL.	TO	BLK	PTS	AVG.
87-88	55	992	112	274	.409	2	12	.167	24	33	.727	14	56	70	162	72	1	37	52	3	250	4.5
91-92	4	18	1	8	.125	1	2	.500	0	0	-	0	1	4	2	0	0	2	0	0	3	0.8
TOT	59	1010	113	282	.401	3	14	.214	24	33	.727	14	57	71	166	74	1	37	54	3	253	4.3

CRAIG SPITZER - 7-0, 225 - TULANE

YEAR	GP	MIN	FGM	FBA	PCT.	3FG	3FBA	PCT.	FTM	FTA	PCT.	OFF.	DEF.	TOT.	AST.	PF	DQ.	STL.	TO	BLK	PTS	AVG.
67-68	10	44	8	21	.381	-	-	-	2	3	.667	-	-	24	0	4	0	-	-	-	18	1.8

LARRY SPRIGGS - 6-7, 230 - HOWARD

YEAR	GP	MIN	FGM	FBA	PCT.	3FG	3FBA	PCT.	FTM	FTA	PCT.	OFF.	DEF.	TOT.	AST.	PF	DQ.	STL.	TO	BLK	PTS	AVG.
82-83	9	39	8	20	.400	0	0	-	5	7	.714	2	7	9	3	3	0	1	2	2	21	2.3

JOHN STARKS - 6-5, 185 - OKLAHOMA STATE

YEAR	GP	MIN	FGM	FBA	PCT.	3FG	3FBA	PCT.	FTM	FTA	PCT.	OFF.	DEF.	TOT.	AST.	PF	DQ.	STL.	TO	BLK	PTS	AVG.
99-00	4	82	11	34	.324	3	10	.300	5	5	1.000	0	10	10	11	9	0	7	7	0	37	7.5

KEITH STARR - 6-7, 195 - PITTSBURGH

YEAR	GP	MIN	FGM	FBA	PCT.	3FG	3FBA	PCT.	FTM	FTA	PCT.	OFF.	DEF.	TOT.	AST.	PF	DQ.	STL.	TO	BLK	PTS	AVG.
76-77	17	65	6	24	.250	-	-	-	2	2	1.000	6	4	10	6	11	0	1	0	0	14	0.8

**MATT STEIGENGA – 6-7, 200 – MICHIGAN STATE**

YEAR	GP	MIN	FGM	FGA	PCT.	3FG	3FGA	PCT.	FTM	FTA	PCT.	OFF.	DEF.	TOT.	AST.	PF	DQ.	STL.	TO	BLK	PTS	AVG.
96-97	2	12	1	4	.250	0	2	.000	1	2	.500	0	3	3	2	1	0	1	2	1	3	1.5

MICHAEL SWEETNEY – 6-8, 270 – GEORGETOWN

YEAR	GP	MIN	FGM	FGA	PCT.	3FG	3FGA	PCT.	FTM	FTA	PCT.	OFF.	DEF.	TOT.	AST.	PF	DQ.	STL.	TO	BLK	PTS	AVG.
05-06	66	1222	200	444	.450	0	0	---	133	204	.652	118	232	350	59	209	4	19	95	56	533	8.1
06-07	48	385	58	134	.433	0	0	-	37	66	.561	45	75	120	28	79	0	9	42	11	153	3.2
TOT	114	1607	258	578	.446	0	0	-	170	270	.630	163	307	470	87	288	4	28	137	67	686	6.0

DRAGAN TARLAG – 6-10, 260 – GREECE

YEAR	GP	MIN	FGM	FGA	PCT.	3FG	3FGA	PCT.	FTM	FTA	PCT.	OFF.	DEF.	TOT.	AST.	PF	DQ.	STL.	TO	BLK	PTS	AVG.
00-01	43	598	39	99	.394	0	0	-	25	33	.758	37	85	122	31	95	2	7	38	19	103	2.4

MARQUIS TEAGUE – 6-2, 190 – KENTUCKY

YEAR	GP	MIN	FGM	FGA	PCT.	3FG	3FGA	PCT.	FTM	FTA	PCT.	OFF.	DEF.	TOT.	AST.	PF	DQ.	STL.	TO	BLK	PTS	AVG.
12-13	48	392	43	113	.381	4	23	.174	9	16	.563	3	41	44	63	47	0	9	35	7	99	2.1
13-14	19	242	16	66	.242	2	10	.200	11	16	.688	1	18	19	28	25	0	2	17	4	45	2.5
TOT	67	634	59	179	.330	6	33	.182	20	32	.625	4	59	63	91	72	0	11	52	11	144	2.1

REGGIE THEUS – 6-6, 205 – NEVADA-LAS VEGAS

YEAR	GP	MIN	FGM	FGA	PCT.	3FG	3FGA	PCT.	FTM	FTA	PCT.	OFF.	DEF.	TOT.	AST.	PF	DQ.	STL.	TO	BLK	PTS	AVG.
79-80	82	2753	537	1119	.480	-	-	-	264	347	.761	92	136	228	429	270	2	93	303	18	1338	16.3
79-80	82	3029	566	1172	.483	28	105	.267	500	597	.838	143	186	329	515	262	4	114	348	20	1660	20.2
80-81	82	2820	543	1097	.495	18	90	.200	445	550	.809	124	163	287	426	258	1	122	259	20	1549	18.9
81-82	82	2838	560	1194	.469	25	100	.250	363	449	.808	115	197	312	476	243	1	87	277	16	1508	18.4
82-83	82	2856	749	1567	.478	21	91	.231	434	542	.801	91	209	300	484	281	6	143	321	17	1953	23.8
83-84	31	601	92	237	.388	3	15	.200	84	108	.778	21	25	46	142	78	2	21	59	3	271	8.7
TOT	441	14897	3047	6386	.477	95	401	.237	2090	2593	.806	586	916	1502	2472	1392	16	580	1567	94	8279	18.8

JAMES THOMAS – 6-8, 245 – TEXAS

YEAR	GP	MIN	FGM	FGA	PCT.	3FG	3FGA	PCT.	FTM	FTA	PCT.	OFF.	DEF.	TOT.	AST.	PF	DQ.	STL.	TO	BLK	PTS	AVG.
05-06	7	26	3	6	.500	0	0	-	0	0	-	4	4	8	0	3	0	0	0	0	6	0.9

KURT THOMAS – 6-9, 230 – TEXAS CHRISTIAN

YEAR	GP	MIN	FGM	FGA	PCT.	3FG	3FGA	PCT.	FTM	FTA	PCT.	OFF.	DEF.	TOT.	AST.	PF	DQ.	STL.	TO	BLK	PTS	AVG.
10-11	52	1178	95	186	.511	1	1	1.000	20	32	.625	75	226	301	60	164	3	32	42	42	211	4.1

MALCOLM THOMAS – 6-9, 225 – SAN DIEGO STATE

YEAR	GP	MIN	FGM	FGA	PCT.	3FG	3FGA	PCT.	FTM	FTA	PCT.	OFF.	DEF.	TOT.	AST.	PF	DQ.	STL.	TO	BLK	PTS	AVG.
12-13	7	36	5	9	.556	0	0	-	2	4	.500	5	6	11	2	7	0	2	2	1	12	1.7

TIM THOMAS – 6-10, 240 – VILLANOVA

YEAR	GP	MIN	FGM	FGA	PCT.	3FG	3FGA	PCT.	FTM	FTA	PCT.	OFF.	DEF.	TOT.	AST.	PF	DQ.	STL.	TO	BLK	PTS	AVG.
05-06	3	32	6	16	.375	1	6	.167	0	0	-	0	4	4	2	1	0	0	1	1	13	4.3
08-09	18	254	36	90	.400	19	43	.442	14	20	.700	8	34	42	12	27	0	6	10	0	105	5.8
TOT	21	286	42	106	.396	20	49	.408	14	20	.700	8	38	46	14	28	0	6	11	1	118	5.6

TYRUS THOMAS – 6-9, 215 – LOUISIANA STATE

YEAR	GP	MIN	FGM	FGA	PCT.	3FG	3FGA	PCT.	FTM	FTA	PCT.	OFF.	DEF.	TOT.	AST.	PF	DQ.	STL.	TO	BLK	PTS	AVG.
06-07	72	966	134	282	.475	0	2	.000	106	175	.606	89	180	269	40	162	2	46	94	76	374	5.2
07-08	74	1330	186	440	.423	1	6	.167	129	174	.741	102	240	342	90	170	0	48	77	72	502	6.8
08-09	79	2175	308	693	.451	3	9	.333	238	304	.783	148	360	508	77	220	0	91	129	151	857	10.8
09-10	29	678	99	205	.483	0	1	.000	58	90	.644	42	141	183	33	64	2	40	52	48	256	8.8
TOT	254	5179	727	1610	.452	4	18	.222	531	743	.715	381	821	1202	240	616	4	225	352	347	1989	7.8

SEDALE THREATT – 6-2, 185 – WEST VIRGINIA TECH

YEAR	GP	MIN	FGM	FGA	PCT.	3FG	3FGA	PCT.	FTM	FTA	PCT.	OFF.	DEF.	TOT.	AST.	PF	DQ.	STL.	TO	BLK	PTS	AVG.
86-87	40	778	131	273	.480	0	16	.000	53	66	.803	8	43	51	177	88	0	42	42	9	315	7.9
87-88	45	701	132	263	.502	2	20	.100	32	41	.780	12	43	55	107	71	0	27	44	3	298	6.6
TOT	85	1479	263	536	.491	2	36	.056	85	107	.794	20	86	106	284	159	0	69	86	12	613	7.2

NATE THURMOND – 6-11, 230 – BOWLING GREEN STATE

YEAR	GP	MIN	FGM	FGA	PCT.	3FG	3FGA	PCT.	FTM	FTA	PCT.	OFF.	DEF.	TOT.	AST.	PF	DQ.	STL.	TO	BLK	PTS	AVG.
74-75	80	2756	250	686	.364	-	-	-	132	224	.589	259	645	904	328	271	6	46	-	195	632	7.9
75-76	13	260	20	45	.444	-	-	-	8	18	.444	14	57	71	26	15	0	4	-	12	48	3.7
TOT	93	3016	270	731	.369	-	-	-	140	242	.579	273	702	975	354	286	6	50	-	207	680	7.3



AL TUCKER - G-8, 190 - OKLAHOMA BAPTIST

YEAR	GP	MIN	FGM	FBA	PCT.	3FG	3FBA	PCT.	FTM	FTA	PCT.	OFF.	DEF.	TOT.	AST.	PF	DQ.	STL.	TO	BLK	PTS	AVG.
69-70	33	557	97	189	.513	-	-	-	37	45	.822	-	-	113	31	52	0	-	-	-	231	7.0

TRENT TUCKER - G-5, 195 - MINNESOTA

YEAR	GP	MIN	FGM	FBA	PCT.	3FG	3FBA	PCT.	FTM	FTA	PCT.	OFF.	DEF.	TOT.	AST.	PF	DQ.	STL.	TO	BLK	PTS	AVG.
92-93	69	909	143	295	.485	52	131	.397	18	22	.818	16	55	71	82	65	0	24	18	6	356	5.2

ELSTON TURNER - G-5, 200 - MISSISSIPPI

YEAR	GP	MIN	FGM	FBA	PCT.	3FG	3FBA	PCT.	FTM	FTA	PCT.	OFF.	DEF.	TOT.	AST.	PF	DQ.	STL.	TO	BLK	PTS	AVG.
86-87	70	936	112	252	.444	1	8	.125	23	31	.742	34	81	115	102	97	1	30	31	4	248	3.5
87-88	17	98	8	30	.267	0	0	-	1	2	.500	8	2	10	9	5	0	8	10	0	17	1.0
TOT	87	1034	120	282	.426	1	8	.125	24	33	.727	42	83	125	111	102	1	38	41	4	265	3.0

NORM VAN LIER - G-2, 175 - ST. FRANCIS (PA.)

YEAR	GP	MIN	FGM	FBA	PCT.	3FG	3FBA	PCT.	FTM	FTA	PCT.	OFF.	DEF.	TOT.	AST.	PF	DQ.	STL.	TO	BLK	PTS	AVG.
71-72	69	2140	308	671	.456	-	-	-	220	278	.791	-	-	299	491	207	4	-	-	-	832	12.1
72-73	80	2882	474	1084	.445	-	-	-	166	211	.787	-	-	438	567	269	5	-	-	-	1114	13.9
73-74	80	2863	427	1051	.406	-	-	-	288	370	.778	114	263	377	548	282	4	162	-	7	1142	14.3
74-75	70	2590	407	970	.420	-	-	-	236	298	.792	86	242	328	403	246	5	139	-	14	1050	15.0
75-76	76	3026	361	987	.366	-	-	-	235	319	.737	138	272	410	500	298	9	150	-	26	957	12.6
76-77	82	3087	300	729	.412	-	-	-	238	308	.778	108	262	370	636	268	3	129	-	16	838	10.2
77-78	78	2524	200	477	.419	-	-	-	172	229	.751	86	198	284	531	279	9	144	200	5	572	7.3
TOT	535	19122	2475	5949	.416	-	-	-	1555	2011	.773	532	1237	2506	3676	1849	39	724	200	68	6505	12.2

JARVIS VARNADO - G-9, 230 - MISSISSIPPI STATE

YEAR	GP	MIN	FGM	FBA	PCT.	3FG	3FBA	PCT.	FTM	FTA	PCT.	OFF.	DEF.	TOT.	AST.	PF	DQ.	STL.	TO	BLK	PTS	AVG.
13-14	1	2	0	0	-	0	0	-	0	0	-	0	0	0	0	1	0	0	0	0	0	0.0

DAVID VAUGHN - G-9, 240 - MEMPHIS

YEAR	GP	MIN	FGM	FBA	PCT.	3FG	3FBA	PCT.	FTM	FTA	PCT.	OFF.	DEF.	TOT.	AST.	PF	DQ.	STL.	TO	BLK	PTS	AVG.
97-98	3	6	1	1	1.000	0	0	-	2	4	.500	0	1	1	0	1	0	0	0	0	4	1.3

SAM VINCENT - G-2, 185 - MICHIGAN STATE

YEAR	GP	MIN	FGM	FBA	PCT.	3FG	3FBA	PCT.	FTM	FTA	PCT.	OFF.	DEF.	TOT.	AST.	PF	DQ.	STL.	TO	BLK	PTS	AVG.
87-88	29	953	138	309	.447	3	8	.375	99	107	.925	18	85	103	244	82	0	34	84	12	378	13.0
88-89	70	1703	274	566	.484	2	17	.118	106	129	.822	34	156	190	335	124	0	53	142	10	656	9.4
TOT	99	2656	412	875	.471	5	25	.200	205	236	.869	52	241	293	579	206	0	87	226	22	1034	10.4

JAKE VOSKUH - G-11, 245 - CONNECTICUT

YEAR	GP	MIN	FGM	FBA	PCT.	3FG	3FBA	PCT.	FTM	FTA	PCT.	OFF.	DEF.	TOT.	AST.	PF	DQ.	STL.	TO	BLK	PTS	AVG.
00-01	16	143	11	25	.440	0	0	-	8	14	.571	12	22	34	5	38	0	5	12	6	30	1.9

GRANVILLE WAITERS - G-11, 225 - OHIO STATE

YEAR	GP	MIN	FGM	FBA	PCT.	3FG	3FBA	PCT.	FTM	FTA	PCT.	OFF.	DEF.	TOT.	AST.	PF	DQ.	STL.	TO	BLK	PTS	AVG.
86-87	44	534	40	93	.430	0	1	.000	5	9	.556	38	49	87	22	83	1	10	16	31	85	1.9
87-88	22	114	9	29	.310	0	1	.000	0	2	.000	9	19	28	1	26	0	2	6	15	18	0.8
TOT	66	648	49	122	.402	0	2	.000	5	11	.455	47	68	115	23	109	1	12	22	46	103	1.6

ANDRE WAKEFIELD - G-3, 175 - LOYOLA (ILL.)

YEAR	GP	MIN	FGM	FBA	PCT.	3FG	3FBA	PCT.	FTM	FTA	PCT.	OFF.	DEF.	TOT.	AST.	PF	DQ.	STL.	TO	BLK	PTS	AVG.
78-79	2	8	0	1	.000	-	-	-	0	0	-	0	0	0	1	2	0	0	2	0	0	0.0

CHET WALKER - G-7, 215 - BRADLEY

YEAR	GP	MIN	FGM	FBA	PCT.	3FG	3FBA	PCT.	FTM	FTA	PCT.	OFF.	DEF.	TOT.	AST.	PF	DQ.	STL.	TO	BLK	PTS	AVG.
69-70	78	2726	596	1249	.477	-	-	-	483	568	.850	-	-	604	192	203	1	-	-	-	1675	21.5
70-71	81	2927	650	1398	.465	-	-	-	480	559	.859	-	-	588	179	187	2	-	-	-	1780	22.0
71-72	78	2588	619	1225	.505	-	-	-	481	568	.847	-	-	473	178	171	0	-	-	-	1719	22.0
72-73	79	2455	597	1248	.478	-	-	-	376	452	.832	-	-	395	179	166	1	-	-	-	1570	19.9
73-74	82	2661	572	1178	.486	-	-	-	439	502	.875	131	275	406	200	201	1	68	-	4	1583	19.3
74-75	76	2452	524	1076	.487	-	-	-	413	480	.860	114	318	432	169	181	0	49	-	6	1461	19.2
TOT	474	15809	3558	7374	.483	-	-	-	2672	3129	.854	245	593	2898	1097	1109	5	117	-	10	9788	20.6

DARRELL WALKER - G-4, 180 - ARKANSAS

YEAR	GP	MIN	FGM	FBA	PCT.	3FG	3FBA	PCT.	FTM	FTA	PCT.	OFF.	DEF.	TOT.	AST.	PF	DQ.	STL.	TO	BLK	PTS	AVG.
92-93	28	367	31	77	.403	0	0	-	10	20	.500	18	21	39	44	51	0	23	12	2	72	2.6

**BEN WALLACE - 6-9, 240 - VIRGINIA UNION**

YEAR	GP	MIN	FGM	FBA	PCT.	3FG	3FBA	PCT.	FTM	FTA	PCT.	OFF.	DEF.	TOT.	AST.	PF	DQ.	STL	TO	BLK	PTS	AVG.
06-07	77	2696	192	424	.453	1	5	.200	109	267	.408	303	518	821	186	153	0	111	101	156	494	6.4
07-08	50	1627	101	271	.373	0	4	.000	53	125	.424	175	266	441	92	86	0	69	49	80	255	5.1
TOT	127	4323	293	695	.422	1	9	.111	162	392	.413	478	784	1262	278	239	0	180	150	236	749	5.9

GARY WARD - 6-4, 200 - BOSTON COLLEGE

YEAR	GP	MIN	FGM	FBA	PCT.	3FG	3FBA	PCT.	FTM	FTA	PCT.	OFF.	DEF.	TOT.	AST.	PF	DQ.	STL	TO	BLK	PTS	AVG.
66-67	76	1042	117	307	.381	-	-	-	87	138	.630	-	-	179	130	169	2	-	-	-	321	4.2

HAKIM WARRICK - 6-9, 219 - SYRACUSE

YEAR	GP	MIN	FGM	FBA	PCT.	3FG	3FBA	PCT.	FTM	FTA	PCT.	OFF.	DEF.	TOT.	AST.	PF	DQ.	STL	TO	BLK	PTS	AVG.
09-10	28	533	83	172	.483	0	1	.000	77	102	.755	40	62	102	17	43	0	7	23	8	243	8.7

JIM WASHINGTON - 6-7, 215 - VILLANOVA

YEAR	GP	MIN	FGM	FBA	PCT.	3FG	3FBA	PCT.	FTM	FTA	PCT.	OFF.	DEF.	TOT.	AST.	PF	DQ.	STL	TO	BLK	PTS	AVG.
66-67	77	1475	252	604	.417	-	-	-	88	159	.553	-	-	468	56	181	1	-	-	-	592	7.7
67-68	82	2525	418	915	.457	-	-	-	187	274	.682	-	-	825	113	233	1	-	-	-	1023	12.5
68-69	80	2705	440	1023	.430	-	-	-	241	356	.677	-	-	847	104	226	0	-	-	-	1121	14.0
TOT	239	6705	1110	2542	.437	-	-	-	516	789	.654	-	-	2140	273	640	2	-	-	-	2736	11.4

C.J. WATSON - 6-2, 175 - TENNESSEE

YEAR	GP	MIN	FGM	FBA	PCT.	3FG	3FBA	PCT.	FTM	FTA	PCT.	OFF.	DEF.	TOT.	AST.	PF	DQ.	STL	TO	BLK	PTS	AVG.
10-11	82	1091	146	394	.371	44	112	.393	69	93	.742	16	78	94	186	82	0	55	73	11	405	4.9
11-12	49	1159	161	437	.368	68	173	.393	84	104	.808	21	84	105	200	103	0	45	97	8	474	9.7
TOT	131	2250	307	831	.369	112	285	.393	153	197	.777	37	162	199	386	185	0	100	170	19	879	6.7

NICK WEATHERSPOON - 6-7, 195 - ILLINOIS

YEAR	GP	MIN	FGM	FBA	PCT.	3FG	3FBA	PCT.	FTM	FTA	PCT.	OFF.	DEF.	TOT.	AST.	PF	DQ.	STL	TO	BLK	PTS	AVG.
77-78	41	611	86	194	.443	-	-	-	37	42	.881	57	68	125	32	74	0	19	49	10	209	5.1

BOB WEISS - 6-3, 180 - PENN STATE

YEAR	GP	MIN	FGM	FBA	PCT.	3FG	3FBA	PCT.	FTM	FTA	PCT.	OFF.	DEF.	TOT.	AST.	PF	DQ.	STL	TO	BLK	PTS	AVG.
68-69	62	1236	153	385	.397	-	-	-	101	126	.802	-	-	135	172	150	0	-	-	-	407	6.6
69-70	82	2544	365	855	.427	-	-	-	213	253	.842	-	-	227	474	206	0	-	-	-	943	11.5
70-71	82	2237	278	659	.422	-	-	-	226	269	.840	-	-	189	387	216	1	-	-	-	782	9.5
71-72	82	2450	358	832	.430	-	-	-	212	254	.835	-	-	170	377	212	1	-	-	-	928	11.3
72-73	82	2008	279	655	.426	-	-	-	159	189	.841	-	-	148	295	151	1	-	-	-	717	8.7
73-74	79	1786	263	634	.466	-	-	-	142	170	.835	32	71	103	303	156	0	104	-	12	668	8.5
TOT	469	12261	1696	3950	.429	-	-	-	1053	1261	.835	32	71	972	2008	1091	3	104	-	12	4445	9.5

BILL WENNINGTON - 7-0, 270 - ST. JOHN'S (N.Y.)

YEAR	GP	MIN	FGM	FBA	PCT.	3FG	3FBA	PCT.	FTM	FTA	PCT.	OFF.	DEF.	TOT.	AST.	PF	DQ.	STL	TO	BLK	PTS	AVG.
93-94	76	1371	235	482	.488	0	2	.000	72	88	.818	117	236	353	70	214	4	43	75	29	542	7.1
94-95	73	958	156	317	.492	0	4	.000	51	63	.810	64	126	190	40	198	5	22	39	17	363	5.0
95-96	71	1065	169	343	.493	1	1	1.000	37	43	.860	58	116	174	46	171	1	21	37	16	376	5.3
96-97	61	783	118	237	.498	0	2	.000	44	53	.830	46	83	129	41	132	1	10	31	11	280	4.6
97-98	48	467	75	172	.436	0	0	-	17	21	.810	32	48	80	19	77	1	4	16	5	167	3.5
98-99	38	451	62	178	.348	1	1	1.000	18	22	.818	20	59	79	18	79	1	13	17	12	143	3.8
TOT	367	5093	815	1729	.471	2	10	.200	239	290	.824	337	668	1005	234	871	13	113	215	90	1871	5.1

WALT WESLEY - 6-11, 230 - KANSAS

YEAR	GP	MIN	FGM	FBA	PCT.	3FG	3FBA	PCT.	FTM	FTA	PCT.	OFF.	DEF.	TOT.	AST.	PF	DQ.	STL	TO	BLK	PTS	AVG.
69-70	72	1407	270	648	.417	-	-	-	145	219	.662	-	-	455	68	184	1	-	-	-	685	9.5

ENNIS WHATLEY - 6-3, 180 - ALABAMA

YEAR	GP	MIN	FGM	FBA	PCT.	3FG	3FBA	PCT.	FTM	FTA	PCT.	OFF.	DEF.	TOT.	AST.	PF	DQ.	STL	TO	BLK	PTS	AVG.
83-84	80	2159	261	556	.469	0	2	.000	146	200	.730	63	134	197	662	223	4	119	268	17	668	8.4
84-85	70	1385	140	313	.447	1	9	.111	68	86	.791	34	67	101	381	141	1	66	144	10	349	5.0
TOT	150	3544	401	869	.461	1	11	.091	214	286	.748	97	201	298	1043	364	5	185	412	27	1017	6.8

TONY WHITE - 6-2, 170 - TENNESSEE

YEAR	GP	MIN	FGM	FBA	PCT.	3FG	3FBA	PCT.	FTM	FTA	PCT.	OFF.	DEF.	TOT.	AST.	PF	DQ.	STL	TO	BLK	PTS	AVG.
87-88	2	22	0	0	-	0	0	-	0	0	-	0	0	0	0	0	0	0	0	0	0	0.0

MITCHELL WIGGINS - 6-4, 185 - FLORIDA STATE

YEAR	GP	MIN	FGM	FBA	PCT.	3FG	3FBA	PCT.	FTM	FTA	PCT.	OFF.	DEF.	TOT.	AST.	PF	DQ.	STL	TO	BLK	PTS	AVG.
83-84	82	2123	399	890	.448	7	29	.241	213	287	.742	138	190	328	187	278	8	106	139	11	1018	12.4

**KEN WILBURN – 6-6, 195 – CENTRAL STATE (OHIO)**

YEAR	GP	MIN	FGM	FBA	PCT.	3FG	3FBA	PCT.	FTM	FTA	PCT.	OFF.	DEF.	TOT.	AST.	PF	DQ.	STL.	TO	BLK	PTS	AVG.
67-68	3	26	5	9	.556	-	-	-	1	4	.250	-	-	10	2	4	0	-	-	-	11	3.7
68-69	4	14	3	8	.375	-	-	-	1	4	.250	-	-	3	1	1	0	-	-	-	7	1.8
TOT	7	40	8	17	.471	-	-	-	2	8	.250	-	-	13	3	5	0	-	-	-	18	2.6

BOBBY WILKERSON – 6-6, 195 – INDIANA

YEAR	GP	MIN	FGM	FBA	PCT.	3FG	3FBA	PCT.	FTM	FTA	PCT.	OFF.	DEF.	TOT.	AST.	PF	DQ.	STL.	TO	BLK	PTS	AVG.
80-81	80	2238	330	715	.462	1	10	.100	137	163	.840	86	196	282	272	170	0	102	175	23	798	10.0

JAMES WILKES – 6-7, 200 – UCLA

YEAR	GP	MIN	FGM	FBA	PCT.	3FG	3FBA	PCT.	FTM	FTA	PCT.	OFF.	DEF.	TOT.	AST.	PF	DQ.	STL.	TO	BLK	PTS	AVG.
80-81	48	540	85	184	.462	0	1	.000	29	42	.690	36	60	96	30	86	0	25	34	12	199	4.1
81-82	57	862	128	266	.481	0	1	.000	58	80	.725	62	97	159	64	112	0	30	62	18	314	5.5
TOT	105	1402	213	450	.473	0	2	.000	87	122	.713	98	157	255	94	198	0	55	96	30	513	4.9

BRIAN WILLIAMS (LATER BISON DELE) – 6-11, 260 – ARIZONA

YEAR	GP	MIN	FGM	FBA	PCT.	3FG	3FBA	PCT.	FTM	FTA	PCT.	OFF.	DEF.	TOT.	AST.	PF	DQ.	STL.	TO	BLK	PTS	AVG.
96-97	9	138	26	63	.413	0	0	-	11	15	.733	14	19	33	12	20	0	3	11	5	63	7.0

COREY WILLIAMS – 6-2, 190 – OKLAHOMA STATE

YEAR	GP	MIN	FGM	FBA	PCT.	3FG	3FBA	PCT.	FTM	FTA	PCT.	OFF.	DEF.	TOT.	AST.	PF	DQ.	STL.	TO	BLK	PTS	AVG.
92-93	35	242	31	85	.365	1	3	.333	18	22	.818	19	12	31	23	24	0	4	11	2	81	2.3

FRANK WILLIAMS – 6-3, 210 – ILLINOIS

YEAR	GP	MIN	FGM	FBA	PCT.	3FG	3FBA	PCT.	FTM	FTA	PCT.	OFF.	DEF.	TOT.	AST.	PF	DQ.	STL.	TO	BLK	PTS	AVG.
04-05	9	71	3	20	.150	0	4	.000	-	-	-	2	4	6	11	9	0	2	3	3	6	0.7

JAY WILLIAMS – 6-2, 195 – DUKE

YEAR	GP	MIN	FGM	FBA	PCT.	3FG	3FBA	PCT.	FTM	FTA	PCT.	OFF.	DEF.	TOT.	AST.	PF	DQ.	STL.	TO	BLK	PTS	AVG.
02-03	75	1961	273	685	.399	65	202	.322	103	161	.640	27	168	195	350	179	1	86	171	17	714	9.5

JEROME WILLIAMS – 6-9, 230 – GEORGETOWN

YEAR	GP	MIN	FGM	FBA	PCT.	3FG	3FBA	PCT.	FTM	FTA	PCT.	OFF.	DEF.	TOT.	AST.	PF	DQ.	STL.	TO	BLK	PTS	AVG.
03-04	53	1230	130	279	.466	0	7	.000	85	126	.675	142	205	347	61	104	0	71	51	5	345	6.5

SCOTT WILLIAMS – 6-10, 230 – NORTH CAROLINA

YEAR	GP	MIN	FGM	FBA	PCT.	3FG	3FBA	PCT.	FTM	FTA	PCT.	OFF.	DEF.	TOT.	AST.	PF	DQ.	STL.	TO	BLK	PTS	AVG.
90-91	51	337	53	104	.510	1	2	.500	20	28	.714	42	56	98	16	51	0	12	23	13	127	2.5
91-92	63	690	83	172	.483	0	3	.000	48	74	.649	90	157	247	50	122	0	13	35	36	214	3.4
92-93	71	1369	166	356	.466	0	7	.000	90	126	.714	168	263	451	68	230	3	55	73	66	422	5.9
93-94	38	638	114	236	.483	1	5	.200	60	98	.612	69	112	181	39	112	1	16	44	21	289	7.6
TOT	223	3034	416	868	.479	2	17	.118	218	326	.669	369	608	977	173	515	4	96	175	136	1052	4.7

DEDRIC WILLOUGHBY – 6-3, 185 – IOWA STATE

YEAR	GP	MIN	FGM	FBA	PCT.	3FG	3FBA	PCT.	FTM	FTA	PCT.	OFF.	DEF.	TOT.	AST.	PF	DQ.	STL.	TO	BLK	PTS	AVG.
99-00	25	508	61	179	.341	29	98	.296	39	51	.765	11	40	51	66	32	0	23	37	2	190	7.6

BOB WILSON – 6-3, 175 – WICHITA STATE

YEAR	GP	MIN	FGM	FBA	PCT.	3FG	3FBA	PCT.	FTM	FTA	PCT.	OFF.	DEF.	TOT.	AST.	PF	DQ.	STL.	TO	BLK	PTS	AVG.
74-75	48	425	115	225	.511	-	-	-	46	58	.793	18	34	52	36	54	1	22	-	1	276	5.8
75-76	58	856	197	489	.403	-	-	-	43	58	.741	32	62	94	52	96	1	25	-	2	437	7.5
TOT	106	1281	312	714	.437	-	-	-	89	116	.767	50	96	146	88	150	2	47	-	3	713	6.7

GEORGE WILSON – 6-8, 230 – CINCINNATI

YEAR	GP	MIN	FGM	FBA	PCT.	3FG	3FBA	PCT.	FTM	FTA	PCT.	OFF.	DEF.	TOT.	AST.	PF	DQ.	STL.	TO	BLK	PTS	AVG.
66-67	43	448	77	193	.399	-	-	-	45	70	.643	-	-	163	15	73	0	-	-	-	199	4.6

DAVID WOOD – 6-9, 230 – NEVADA-RENO

YEAR	GP	MIN	FGM	FBA	PCT.	3FG	3FBA	PCT.	FTM	FTA	PCT.	OFF.	DEF.	TOT.	AST.	PF	DQ.	STL.	TO	BLK	PTS	AVG.
88-89	2	2	0	0	-	0	0	-	0	0	-	0	0	0	0	0	0	0	0	0	0	0.0



FRONT OFFICE

BASKETBALL OPS.

PLAYERS

THE NBA

OPPONENTS

2015-16 SEASON

RECORDS

PLAYOFFS

HISTORY

COMMUNITY

MEDIA

ORLANDO WOOLRIDGE – 6-9, 215 – NOTRE DAME

YEAR	GP	MIN	FGM	FGA	PCT.	3FG	3FGA	PCT.	FTM	FTA	PCT.	OFF.	DEF.	TOT.	AST.	PF	DQ.	STL	TO	BLK	PTS	AVG.
81-82	75	1188	202	394	.513	0	3	.000	144	206	.699	82	145	227	81	152	1	23	107	24	548	7.3
82-83	57	1627	361	622	.580	0	3	.000	217	340	.638	122	176	298	97	177	1	38	157	44	939	16.5
83-84	75	2544	570	1086	.525	1	2	.500	303	424	.715	130	239	369	136	253	6	71	188	60	1444	19.3
84-85	77	2816	679	1225	.554	0	5	.000	409	521	.785	158	277	435	135	185	0	58	178	38	1767	22.9
85-86	70	2248	540	1090	.495	4	23	.174	364	462	.788	150	200	350	213	186	2	49	174	47	1448	20.7
TOT	354	10423	2352	4417	.532	5	36	.139	1437	1953	.736	642	1037	1679	662	953	10	239	804	213	6146	17.4

SAM WORTHEN – 6-5, 195 – MARQUETTE

YEAR	GP	MIN	FGM	FGA	PCT.	3FG	3FGA	PCT.	FTM	FTA	PCT.	OFF.	DEF.	TOT.	AST.	PF	DQ.	STL	TO	BLK	PTS	AVG.
80-81	64	945	95	192	.495	0	4	.000	45	60	.750	22	93	115	115	115	0	57	91	6	235	3.7

PERRY YOUNG – 6-5, 210 – VIRGINIA TECH

YEAR	GP	MIN	FGM	FGA	PCT.	3FG	3FGA	PCT.	FTM	FTA	PCT.	OFF.	DEF.	TOT.	AST.	PF	DQ.	STL	TO	BLK	PTS	AVG.
86-87	5	20	2	4	.500	0	0	-	1	2	.500	0	1	1	0	3	0	1	1	0	5	1.0

TABLE OF CONTENTS



COMMUNITY





CHICAGO BULLS IN THE COMMUNITY ★ ★ ★ ★

The Chicago Bulls have a strong history of giving back to the community by contributing time, materials, resources and financial donations to organizations that share the team's commitment to youth education, youth health and wellness, violence prevention and military support. Chicago Bulls Charities, our team charity, along with the team's Community Relations Department and entire basketball family work to address community concerns and find more ways for the Bulls to make a positive impact on the lives of those in need.

Our community outreach truly never has an offseason. Our players, coaches and front office staff work year-round to establish connections with local communities. During the 2015-16 season, the Bulls hosted or supported more than 200 community events in our key focus areas. Bulls players made 280 appearances visiting schools, hospitals and community centers. Our front office staff, along with corporate partners and community organizations, volunteered at 30 events with over 700 total volunteers. In total, our work in the community impacted more than 86,000 people in the Chicagoland area.

We look forward to another year of community events and initiatives during the 2016-17 season.

**Chicago Bulls Charities Grant Recipient Check Presentation****An Evening with the Chicago Bulls**

CHICAGO BULLS CHARITIES ★ ★ ★ ★

Each season, Chicago Bulls Charities distributes financial grants to nonprofit organizations that support underserved Chicagoans and share the team's commitment to our focus areas. Grants are made through Chicago Bulls Charities and the Chicago Bulls Community Assist Fund, a McCormick Foundation Fund.

We rely in large part on contributions from our corporate partners, individuals, and annual fundraising events and programs to fund the team's annual grant program and community initiatives. *An Evening with the Chicago Bulls* (EWCB) is our signature fundraising event featuring our roster of players, coaches, legends, management and broadcasters in attendance to dine and mingle with fans. In addition to raising necessary funds, EWCB provides the organization with the opportunity to highlight the impact of our charitable efforts and demonstrate our role in the community. Additional fundraising programs include in-game auctions and memorabilia sales, fan experiences and our 50/50 raffle.

★ **FOR MORE INFORMATION, PLEASE VISIT BULLS.COM/COMMUNITY.** ★



COMMUNITY PARTNERS & INITIATIVES

The Chicago Bulls and Chicago Bulls Charities support a number of community partners and organize events and initiatives in our core focus areas of youth education, youth health and wellness, violence prevention, and military support.

- * Advocate Children's Hospitals
- * After School Matters
- * After-School All-Stars
- * American Red Cross
- * Ann & Robert H. Lurie Children's Hospital
- * Bear Necessities Pediatric Cancer Foundation
- * Big Brothers Big Sisters of Metropolitan Chicago
- * Boys & Girls Club of Greater Chicago
- * Bright Pink
- * Chicago Bulls College Prep
- * Chicago Bulls/Sox Academy
- * Chicago Community Trust
- * Chicago Housing Authority
- * Chicago Ideas Week
- * Chicago Parks Foundation
- * Chicago Public Schools
- * City Year Chicago
- * EMBARC, Inc.
- * Gilda's Club Chicago
- * Greater Chicago Food Depository
- * James R. Jordan Boys & Girls Club
- * La Rabida Children's Hospital
- * Major Adams Community Center
- * Make-A-Wish Foundation
- * Marwen
- * Mercy Home for Boys & Girls
- * National Parks Association
- * Noah's Arc Foundation
- * Northwestern University Settlement House
- * One Summer Chicago
- * Pacific Garden Mission
- * R.H. Lee Elementary School
- * Ronald McDonald House Charities of Chicagoland and Northwest Indiana
- * Rush University Medical Center
- * Salvation Army Ray & Joan Kroc Corps Community Center
- * Shedd Aquarium
- * St. Jude Research Hospital
- * The Faith Community of St. Sabina
- * True Value Boys & Girls Club
- * Urban Alliance
- * USO
- * William H. Brown Elementary School
- * Wounded Warrior Project
- * YMCA of Metropolitan Chicago
- * Youth Guidance/Becoming A Man (BAM) & Working on Womanhood (WOW)

The Bulls thank these corporate partners for their support of our community initiatives:





Bulls Holiday Adopt-A-Family



Bulls/Sox Youth Academy



Mercy Home for Boys & Girls

FRONT OFFICE

BASKETBALL OPS.

PLAYERS

THE NBA

OPPONENTS

2015-16 SEASON

RECORDS

PLAYOFFS

HISTORY

COMMUNITY

MEDIA



FRONT OFFICE

BASKETBALL OPS.

PLAYERS

THE NBA

OPPONENTS

2015-16 SEASON

RECORDS

PLAYOFFS

HISTORY

COMMUNITY

MEDIA



United Fantasy Flight




Chicago Bulls Holiday Party



Pacific Garden Mission Thanksgiving Dinner



Embrace-A-Bulls Ticket Program



Kia Educator of the Month



First Alert Take Charge of Fire Safety

FRONT OFFICE

BASKETBALL OPS

PLAYERS

THE NBA

OPPONENTS

2015-16 SEASON

RECORDS

PLAYOFFS

HISTORY

COMMUNITY

MEDIA



Chicago Bulls Holiday Party



Holiday Shopping at Jewel-Osco



Chicago Bulls Sprite MVP Program



Ronald McDonald House Charities



Make-A-Wish Foundation



Country Financial Paint the Town

FRONT OFFICE

BASKETBALL OPS.

PLAYERS

THE NBA

OPPONENTS

2015-16 SEASON

RECORDS

PLAYOFFS

HISTORY

COMMUNITY

MEDIA



ABOUT NBA CARES

NBA Cares is the league's global social responsibility program that builds on the NBA's mission of addressing important social issues. NBA Cares programs and participants have provided more than 3.7 million hours of hands-on service and created more than 1,040 places where kids and families can live, learn or play in communities around the world. The NBA also engages more than 12 million youth annually, inspiring play and teaching the values of the game. NBA Cares works with internationally recognized youth-serving programs that support education, youth and family development, and health-related causes, including: Thurgood Marshall College Fund, Special Olympics, YMCA of the USA, Boys & Girls Clubs of America, UNICEF, the Make-A-Wish Foundation, Share Our Strength and GLSEN.





BULLS/SOX YOUTH ACADEMY

In 2001, the Bulls/Sox Youth Academy opened the only year-round youth player development facility in the country owned and operated by a professional team (two teams in our case).

The mission of the Academy is to create a fun, safe, and invigorating environment, teaching the games of basketball, baseball, and fastpitch softball, maximizing skills and building self-esteem of each boy and girl with whom we have contact. We are dedicated to nurturing the athlete in every child who comes through our doors.

The Academy offers beginner through advanced basketball, baseball, and fastpitch softball programs for boys and girls ages 5-18. The Academy utilizes teaching philosophies from two professional teams to develop training methods specifically designed for the boys and girls who participate in our programming.

Our main location is based in the western suburb of Lisle and provides year-round camps, clinics, private lessons and additional training to thousands of children every year. It offers more than 57,000 square feet, 13 batting cages, 3 maple basketball courts including a United Center replica court, and a fitness arcade.

**6200 River Bend Drive
Lisle, Illinois 60532
BullsSoxAcademy.com
630-324-8221**

**FOR MORE INFORMATION ON THE
BULLS/SOX YOUTH ACADEMY,
PLEASE VISIT US AT
BULLSSOXACADEMY.COM
OR CALL 630-752-9225.**



**TABLE OF
CONTENTS**

WHERE CHICAGO'S VERY OWN PLAY



2016-2017 CHICAGO BULLS TV SCHEDULE

Day	Date	Game	Pregame	Game Time
Sat	10/08/16	Bulls vs Indiana (Preseason)		7:00 PM
Wed	11/02/16	Bulls @ Boston	6:30 PM	7:00 PM
Mon	11/07/16	Bulls vs Orlando		7:00 PM
Sat	11/12/16	Bulls vs Washington	6:30 PM	7:00 PM
Tue	11/15/16	Bulls @ Portland		9:00 PM
Sat	11/19/16	Bulls @ LA Clippers		9:30 PM
Fri	11/25/16	Bulls @ Philadelphia		6:30 PM
Sat	12/03/16	Bulls @ Dallas	7:00 PM	7:30 PM
Sat	12/10/16	Bulls vs Miami	6:30 PM	7:00 PM
Tue	12/13/16	Bulls vs Minnesota	6:30 PM	7:00 PM
Thu	12/15/16	Bulls @ Milwaukee		7:00 PM
Fri	12/23/16	Bulls @ Charlotte		6:00 PM
Sat	12/31/16	Bulls vs Milwaukee		6:00 PM
Wed	01/04/17	Bulls @ Cleveland	6:30 PM	7:00 PM
Sat	01/07/17	Bulls vs Toronto	6:30 PM	7:00 PM
Sun	01/15/17	Bulls @ Memphis	7:30 PM	8:00 PM
Fri	01/20/17	Bulls @ Atlanta		7:00 PM
Sat	01/21/17	Bulls vs Sacramento	7:30 PM	8:00 PM
Tue	01/24/17	Bulls @ Orlando		6:00 PM
Mon	02/06/17	Bulls @ Sacramento		9:30 PM
Fri	02/10/17	Bulls @ Phoenix		9:30 PM
Fri	02/24/17	Bulls vs Phoenix	6:30 PM	7:00 PM
Fri	03/10/17	Bulls vs Houston	6:30 PM	7:00 PM
Sat	03/18/17	Bulls vs Utah	7:30 PM	8:00 PM
Wed	03/22/17	Bulls vs Detroit		7:00 PM
Fri	03/24/17	Bulls vs Philadelphia		7:00 PM
Sat	04/01/17	Bulls vs Atlanta		4:00 PM
Sat	04/08/17	Bulls @ Brooklyn		4:00 PM
Wed	04/12/17	Bulls vs Brooklyn		7:00 PM

WGN SPORTS



MEDIA





MATT YOB

SENIOR MANAGER OF PUBLIC & MEDIA RELATIONS

Enters his 16th season in the NBA, and his 14th with the Bulls ... assists with all day-to-day public and media relations responsibilities ... serves as a liaison between the Bulls and local, national and international media ... also assists with the coordination of player and staff interviews, written information disseminated by the Bulls, team travel, and maintains statistical and historical team information ... a native of Milwaukee, he has also previously worked for the Houston Rockets and the Indiana Pacers ... he graduated from the University of Wisconsin-Whitewater with a B.A. in Public Relations ... Matt and his wife, Krisha, reside in Mount Prospect with their three children, Jacob, Ella and Taylor.



BETH ESLER

MANAGER OF PUBLIC & MEDIA RELATIONS

In her third season with the Bulls ... began her career with the team in January 2014 as the Manager of Corporate Communications and joined the Public and Media Relations team in July 2016 ... assists with all day-to-day public and media relations responsibilities ... serves as a liaison between the Bulls and all media ... assists with the compilation of news clips, gamenotes, statistics, facilitating player and staff interviews, writing press releases and maintaining historical information ... joined the Bulls after spending four years in the nonprofit industry and as a Student Assistant with Illinois State Athletics ... graduated from Illinois State University with a B.A. in Public Relations and a minor in Psychology ... currently resides in Chicago.



KRISTEN DEAHL

COORDINATOR OF PUBLIC AND MEDIA RELATIONS

Entering her second season with the Bulls and sixth in the NBA ... assists with all the day-to-day public and media relations responsibilities, including gamenotes, press releases, facilitating player and staff interviews, team travel and maintaining historical information ... serves as a liaison between the team and all media ... joined the Bulls after four seasons with the Milwaukee Bucks – one of which the PR team won the Brian McIntyre Media Relations Award (2011-12) ... also has experience working in the NFL through the Hunt Sports Group (ownership group of the Kansas City Chiefs) and a two-season internship with the Baltimore Ravens ... born and raised in Dallas ... graduated from Colorado State University with a degree in technical journalism, concentration public relations ... currently resides in Chicago.



KYLE DOUBRAVA

PUBLIC & MEDIA RELATIONS ASSOCIATE

In his second season with the Bulls and his seventh in the NBA ... assists with all public and media relations duties, which includes the compilation of news clips, gamenotes, statistical and historical information, press releases and the distribution of player fan mail ... joined the Bulls after spending five seasons as a game-night public relations intern with the Milwaukee Bucks ... graduated from Marquette University with a B.A. in Journalism and a minor in Italian Studies ... while at Marquette, he covered the men's basketball team for the student newspaper ... Kyle is a native of Narragansett, R.I., and currently resides in Kenosha, Wis.



MEDIA INFORMATION

In 2016-17, the Chicago Bulls will tip off their 51st season in the NBA and 23rd year at the United Center. The Chicago Bulls appreciate the continued coverage and support from the media, and we look forward to assisting you again this season.

In an effort to provide a professional working environment, the Bulls have established the following guidelines for the 2016-17 season:

CREDENTIALS

We will honor all reasonable requests for credentials from recognized newspapers, websites, magazines, radio and television outlets. The only season passes that will be honored at the United Center are Bulls season credentials and NBA season credentials. Each of those credentials will admit the bearer to the United Center, the upstairs press box, press row, the press work room and both locker rooms. However, **IN ORDER TO RESERVE SEATING, MEDIA MEMBERS HOLDING SEASON PASSES SHOULD NOTIFY THE BULLS PUBLIC AND MEDIA RELATIONS DEPARTMENT IF THEY ARE PLANNING TO COVER A GAME.** Individual single-game press and photo credentials can be secured for accredited media members by calling the Bulls Public and Media Relations Department no later than 5 p.m. the day before a game (by 5 p.m. Friday for a weekend or Monday game). Single-game passes can be picked up at Gate 3 ½ on the northeast corner of the United Center.

Credentials must be visibly worn in the United Center to assure proper access to designated areas. In all cases, season and single-game passes are non-transferable. Any unauthorized use will subject the bearer to ejection from the United Center and the forfeiture of the credential.

PRESS WORK ROOM

The press room is located on the service level in the northwest corner of the United Center. Working media with valid credentials will be allowed into the press room. The work area is equipped with photography rooms, electrical outlets, phones and wireless Internet service.

SERVICES

A pregame meal will be available in the press room at a charge of \$6.00. Prior to the game, the media will be provided with notes and other game-related information. All statistical services including play-by-play, quarter statistics, halftime and final box scores, and post-game quotes will be distributed to all press seat locations.

LOCKER ROOM

In accordance with NBA policy, the Bulls' and visitors' locker rooms will be open to the media for a minimum of 30 minutes, ending 45 minutes before the game and no later than 15 minutes following the conclusion of the game. Only working media with a valid credential will be admitted into the locker rooms. **STILL PHOTOGRAPHY AND LIVE VIDEO IS NOT ALLOWED IN THE LOCKER ROOMS AT ANY TIME.**

Media members are also prohibited from using cell phones as anything other than a recording device inside the locker room. The Bulls' locker room is located on the north end of the service level, while the visitor's locker room is located adjacent to the press room.

PHOTOGRAPHERS

A single-game credential will be issued to accredited photographers from large-circulation Chicagoland daily newspapers. Photographers from other newspapers, websites or magazines wishing to work specific games must request single-game passes. Freelance photographers needing credentials must submit a request indicating a specific assignment from an accredited media outlet. Submitting a photo request does not ensure a photo spot on the floor.

POST-GAME TV AND RADIO INTERVIEWS

For visiting broadcast teams, please be sure to list THREE choices for radio and television postgame interview requests. This will ensure an interviewee in case your first and second choices are unavailable.

AUTOGRAPHS/PERSONAL CAMERAS

No autographs of players or coaches are allowed. Personal cameras and camera phones are also prohibited.



CHUCK SWIRSKY RADIO PLAY-BY-PLAY ANNOUNCER

Chuck Swirsky brings 40 years of broadcasting experience to the Chicago Bulls as he begins his ninth season as play-by-play announcer for all Bulls games broadcast on the Bulls Radio Network ... in addition to his play-by-play duties, he is the pre and post-game reporter for the BullsTV live pregame show on Bulls.com ... Swirsky also contributes regularly to Bulls.com ... he can also be found on Twitter communicating with Bulls fans, including in-game "tweets". Swirsky joined the Bulls from the Toronto Raptors where he most recently served as the team's television play-by-play announcer for seven seasons ... prior to that, Swirsky called the action for the Raptors radio broadcasts for three seasons ... Swirsky is no stranger to the Midwest, as his experience over the years has included stints calling games for the University of Michigan and DePaul University ... he also served as sports director for WJR-AM in Detroit where he anchored the pre-game and post-game shows for the Detroit Red Wings and the University of Michigan football team ... Swirsky rose to prominence while serving as the sports director for WGN-AM in Chicago from 1982-94 ... he was the host of the Chicago Bears Radio Network for 10 years and held similar responsibilities for the Chicago Cubs Radio Network for 12 seasons ... while at WGN Radio, Swirsky also called the action for the Chicago Sting of the NASL and extended into television as the play-by-play announcer for Northwestern football for three seasons ... Swirsky was also the Bulls public address announcer from 1980-83 ... on Sept. 30, 1994, the Governor of Illinois proclaimed Chuck Swirsky Day for the state ... Swirsky's experience also took him to New York City where he did morning-drive sports for WABC Radio and appeared Sundays on ESPN Radio talking about the NBA ... in 1996, he was awarded Best Play-by-Play announcer by the AP and received the Best Sportscast Award for the state of Michigan for three consecutive years from 1995-97 ... Swirsky spent two weeks during the summer of 2015 filling in for Chicago White Sox TV Play-by-Play announcer, Ken "Hawk" Harrelson calling 13 White Sox games ... most recently he was inducted into the Chicagoland Sports Hall of Fame.



BILL WENNINGTON RADIO ANALYST

Bill Wennington enters his 14th season as color commentator for all Chicago Bulls radio broadcasts ... Wennington is partnered with Chuck Swirsky to broadcast Bulls games on WLS 890 AM and the Bulls Radio Network ... the duo also hosts the BullsTV live pregame show on Bulls.com with Steve Kashul ... fans can also see Wennington representing the Bulls at various charity events throughout the Chicagoland area ... served as a mentor and Coordinator of the Bulls' player relations program for three years (2001-2004) ... was a sideline reporter for FOX SportsNet Chicago during the 2002-03 season ... a 13-year veteran of the NBA, he spent six seasons with the Bulls (1993-94 through 1998-99), which included three World Championships ... a native of Montreal, he was also a member of the 1984 and 1992 Canadian Olympic Teams ... inducted into the Chicagoland Sports Hall of Fame and the Quebec Basketball Hall of Fame, as well as the Canadian Basketball Hall of Fame ... played his college basketball at St. John's University and was inducted into the school's Basketball Hall of Fame in 2002 ... he and his wife, Anne, reside in Lake Forest and have one son, Rob.



OMAR RAMOS SPANISH RADIO PLAY-BY-PLAY ANNOUNCER

Omar Ramos begins his seventh season as play-by-play announcer for all Chicago Bulls Spanish broadcasts on Univision America Chicago (WRTD 1200 AM) alongside Matthew Moreno ... Ramos has also served as the play-by-play announcer for Spanish broadcasts for the Chicago Cubs, Chicago White Sox, Chicago Bears and Chicago Blackhawks ... he is currently the afternoon drive host of two of Univision Radio's top Chicago stations (Latino Mix 103.1FM - 93.5 FM and Weekends on La Que Buena 105.1 FM) ... in addition, Omar is a weekend sports anchor for Univision Chicago 66 "Contacto Deportivo" sports segment ... In 2010, Ramos was nominated for a Marconi Award in Washington D.C. for "Best Major Market Media Spanish Announcer" ... a native of California's Central Valley, Ramos studied Mass Communications at Modesto Junior College and FSU Cal State.



MATTHEW MORENO SPANISH RADIO ANALYST

Matthew Moreno begins his ninth season as part of the announcing team and his seventh, alongside Omar Ramos, as analyst for all Chicago Bulls Spanish Broadcasts on WRTD (1200 AM) ... the 2016 baseball season was the fifth for Moreno and Ramos as the regular voices of all Chicago Bulls Spanish radio broadcasts, including WGN-TV SAP television broadcasts and MLB.com application broadcast streams in Spanish ... Moreno was also a Spanish radio alternate broadcaster for four seasons with both the Cubs and Chicago White Sox ... in addition, Matthew is in his second season as Spanish radio co-host and producer for pregame, halftime, and postgame, as well as color/play by play commentator for Chicago Bears Spanish broadcasts that are simulcast on WRTD (1200AM) and WVIV (93.5 AND 103.1FM)

and last season was part of the first Spanish radio broadcast in Chicago Blackhawks franchise history ... along with his announcing duties, Matthew also works as a Remote Technician with Univision Radio ... previously, Moreno worked for two years in the overall production of a live, daily Spanish morning news radio program that was integrated with Telefutera Television ... Matthew has also co-hosted a sports radio talk show in Spanish ... he attended the Illinois Center for Broadcasting in Lombard, Ill. ... Moreno, a Chicago native, currently resides in Cicero with his wife, Yadira and their children, Jacqueline, 15, and Mateo, 13, along with their 2-year-old puppy, Frida.

**NEIL FUNK** TELEVISION PLAY-BY-PLAY ANNOUNCER

Neil Funk enters his 26th season broadcasting Chicago Bulls basketball ... Funk teams up with Stacey King to broadcast Bulls basketball on its television broadcasts on Comcast SportsNet and WGN-TV ... prior to the Bulls, he served as the announcer for Philadelphia 76ers games on WPHL-TV for four seasons ... was the recipient of an Emmy award for his broadcasting in 1989 ... he began his career in 1971 announcing University of Illinois basketball and football, as well as Danville Warrior games (Milwaukee Brewers farm club) on WITY Radio ... his first NBA stint was in 1976-77, when he broadcast the Sixers on WIBG Radio ... he then moved to Kansas City, where he announced Kings games ... while serving as the Kings broadcaster, he was named Missouri's best sports broadcaster three times ... he returned to Philadelphia and broadcast Sixers games on WPHL-TV and WFIL Radio from 1982-1985 ... the following three seasons he handled play-by-play for the New Jersey Nets on WNBC and WNEW ... Neil and his wife, Renee, reside in Chicago, and have one son, William.

**STACEY KING** TELEVISION ANALYST

Stacey King teams with broadcast veteran Neil Funk for his 11th season to call Chicago Bulls games on Comcast SportsNet and WGN-TV ... during the 2005-06 season, King was the studio analyst for Bulls Pre-Game Live and Post-Game Live shows on Comcast SportsNet ... Stacey was a member of three Bulls World Championship teams (1991, 1992, 1993) ... an eight-year veteran of the NBA, he spent four-and-a-half seasons in Chicago ... he also played for Minnesota, Miami, Boston and Dallas ... after his playing days, Stacey went straight into coaching and was hired as head coach of the CBA's Rockford Lightning for four seasons, where he led them to the championship game for the first time in 18 years ... Stacey was a consensus First Team All-American at the University of Oklahoma ... he was the leading scorer in the 1988 NCAA Tournament and the Big Eight Player of the Year in 1989 ... King left Oklahoma ranked fifth in scoring, seventh in rebounding and second in blocked shots, and he helped the Sooners post a 65-10 record over his final two seasons in Norman ... on Jan. 19, 2008, Stacey had his jersey retired by the University of Oklahoma, one of four former Sooners greats to receive this special honor ... Stacey resides in Long Grove with his fiancée, Debi, and has four sons: Erick, 25, Garrett, 24, Brandon, 21, and Mason, 18.

**STEVE KASHUL** RADIO HOST

Steve Kashul begins his 16th season as the pre-game, halftime, and post-game host for the Chicago Bulls games alongside the play-by-play team of Chuck Swirsky and Bill Wennington on WLS 890 AM, the Chicago Bulls Radio Network and the Bulls TV live pregame show on Bulls.com ... Kashul also co-hosts a radio show on Chicago's ESPN 1000 with Bulls' team physician Dr. Brian Cole called "Sports Medicine Weekly" ... he is co-owner of Channel Fore, Inc., which produces "The Golf Scene" TV show on Comcast SportsNet, of which Kashul is also the host ... he is also an Executive Agent with Esser Hayes Insurance Group in Naperville ... Kashul is a two-time Emmy Award winner for his work as host of Chicago Bulls Basketball on Sports Channel (1991-1997) ... winner of a Telly Award in 2006 for his work as host on "The Golf Scene" television show ... his work has appeared on the national scale, having served as the lead announcer and voice of the Senior PGA Tour for CNBC, as well as live events on Golf Channel ... he has been a feature writer/columnist for the Chicago District Gopher magazine and is a former High School sports reporter for the Chicago Sun-Times ... in 2008, he was inducted into the Chicago 16" Softball Hall of Fame ... Kashul is a Communications graduate from DePaul University and was born and raised in Park Ridge ... he currently resides in Naperville with his wife, Cindy, and sons, Cory and Troy.

**TOMMY EDWARDS** PUBLIC ADDRESS ANNOUNCER

Tommy Edwards is back on the mic for his 26th season as public address announcer for the Chicago Bulls ... Edwards is credited with originating the Bulls' famous signature style of introducing the starting lineups with "And now ..." and "The Man in the middle" ... he also was the first to introduce contemporary music during NBA games ... Tommy is a legend in the radio industry ... he has worked in New York, Chicago, Los Angeles, Boston and Washington, D.C. on-the-air and as program director ... while at WLS, Tommy co-developed and produced Disney World's first radio promotion, developed the "Music Radio Game" and joined Larry Lujaack on the popular "Animal Stories" segment as Lil' Tommy ... Edwards has served on the Board of Governors of the National Academy of Recording Arts & Sciences ... he and his wife, Mary Lou have one son, Tommy, and daughters, Shannon and Amy.



CHICAGO BULLS TV BROADCAST HISTORY

YEARS	AFFILIATES	ANNOUNCERS
1966-73	WGN 9	Jack Brickhouse
1973-75	WSNS 44	Andy Musser & Dick Gonski
1975-76	WSNS 44	Andy Musser & Lorn Brown
1976-77	WGN 9	Lorn Brown
1977-78	WGN 9	Lorn Brown & Johnny "Red" Kerr
1978-79	WGN 9	Jack Fleming & Johnny "Red" Kerr
1979-80	WGN 9	Bob Costas & Johnny "Red" Kerr
1980-82	WGN 9	Milo Hamilton & Johnny "Red" Kerr
1982-83	WGN 9/SportsVision	Milo Hamilton & John Mengelt/Joe Tait & Johnny "Red" Kerr
1983-85	WGN 9/SportsVision	Milo Hamilton & John Mengelt/Bill Hazen & Johnny "Red" Kerr
1985-89	WFLD 32/SportsVision	Jim Durham & Johnny "Red" Kerr
1989-91	WGN 9/SportsChannel	Jim Durham & Johnny "Red" Kerr
1991-97	WGN 9/SportsChannel	Wayne Larrivee & Johnny "Red" Kerr/Tom Dore & Johnny "Red" Kerr
1997-98	WGN 9/FOX Sports Net Chicago	Wayne Larrivee, Johnny "Red" Kerr & John Paxson/Tom Dore, Johnny "Red" Kerr & John Paxson
1998-99	WGN 9/FOX Sports Net Chicago	Wayne Larrivee & John Paxson/Tom Dore & John Paxson
1999-2004	WGN 9 & WCIU 26/FOX Sports Net Chicago	Wayne Larrivee & Johnny "Red" Kerr/Tom Dore & Johnny "Red" Kerr
2004-06	WGN 9 & WCIU 26/Comcast SportsNet Chicago	Wayne Larrivee & Johnny "Red" Kerr/Tom Dore & Johnny "Red" Kerr
2006-07	WGN 9 & WCIU 26/Comcast SportsNet Chicago	Wayne Larrivee & Johnny "Red" Kerr/Tom Dore, Johnny "Red" Kerr & Stacey King
2007-08	WGN 9 & WCIU 26/Comcast SportsNet Chicago	Wayne Larrivee & Johnny "Red" Kerr/Tom Dore, Johnny "Red" Kerr & Stacey King
2008-09	WGN 9 & WCIU 26/Comcast SportsNet Chicago	Neil Funk, Stacey King & Johnny "Red" Kerr
2009-14	WGN 9 & WCIU 26/Comcast SportsNet Chicago	Neil Funk & Stacey King
2014-16	WGN 9 & WPWR/Comcast SportsNet Chicago	Neil Funk, Stacey King
2016-17	WGN 9/Comcast SportsNet Chicago	Neil Funk, Stacey King

CHICAGO BULLS RADIO BROADCAST HISTORY

YEARS	AFFILIATES	ANNOUNCERS
1966-68	WGN	Lou Boudreau & Vince Lloyd
1968-70	WGN	Vince Lloyd & Roy Leonard
1970-71	WIND	Jack Fleming & Bill Berg
1971-73	WIND	Jack Fleming
1973-80	WIND	Jim Durham
1980-81	WVON	Jim Durham & Norm Van Lier
1981-82	WVON/WGCI	Jim Durham
1982-83	WIND	Jim Durham & Dave Baum
1983-85	WIND	Jim Durham
1985-86	WMAQ	Jim Durham
1986-88	WMAQ	Jim Durham & Johnny "Red" Kerr
1988-89	WLUP	Jim Durham & Johnny "Red" Kerr
1989-90	WLUP	Jim Durham, Johnny "Red" Kerr & John Rooney
1990-91	WLUP	Jim Durham, Johnny "Red" Kerr, John Rooney & Tom Boerwinkle
1991-92	WMAQ/WTAQ (Spanish)	Neil Funk & Tom Boerwinkle/John Morales & Christian Ramos
1992-94	WMAQ/WIND (Spanish)	Neil Funk & Tom Boerwinkle/Hector Molina & Hector Lozano
1994-95	WMAQ/WIND (Spanish)	Neil Funk & John Paxson/Hector Molina & Hector Lozano
1995-96	WMAQ/WIND (Spanish)	Neil Funk/Hector Molina
1996-98	WMVP/WIND (Spanish)	Neil Funk & Derrek Dickey/Hector Molina
1998-99	WMVP/WIND (Spanish)	Neil Funk, Derrek Dickey & Johnny "Red" Kerr/Hector Molina
1999-2003	WMVP	Neil Funk & John Paxson
2003-06	WMVP	Neil Funk & Bill Wennington
2006-07	WCKG	Neil Funk & Bill Wennington
2007-08	WMVP	Neil Funk & Bill Wennington
2008-09	WMVP	Chuck Swirsky & Bill Wennington
2009-12	WMVP/WRTO (Spanish)	Chuck Swirsky & Bill Wennington/Omar Ramos & Ozzie Guillen, Jr.
2012-16	WMVP/WRTO (Spanish)	Chuck Swirsky & Bill Wennington/Omar Ramos & Matthew Moreno
2016-17	WLS/WRTO (Spanish)	Chuck Swirsky & Bill Wennington/Omar Ramos & Matthew Moreno



PRODUCER
COMCAST SPORTSNET
JOHN WALSH



ASSOCIATE PRODUCER
COMCAST SPORTSNET
TAMRA ANDERSON



DIRECTOR
COMCAST SPORTSNET
TODD BENJAMINSON



TECHNICAL MANAGER
COMCAST SPORTSNET
MARK HARPER



DIRECTOR
WGN-TV
STEVE NOVAK



DIRECTOR
WGN-TV
SKIP ELLISON



PRODUCER
WGN-TV
MARC BRADY



PRODUCER
WGN-TV
JON WALGREN



BEAT REPORTER
CSNCHICAGO.COM
VINCENT GOODWILL




BEAT REPORTER
CHICAGO TRIBUNE
K.C. JOHNSON



BEAT REPORTER
CHICAGO SUN-TIMES
JOE COWLEY



BEAT REPORTER
ESPNCHICAGO.COM
NICK FRIEDEL



BULLS.COM
SAM SMITH



BULLS DIGITAL

Bulls.com is the ultimate web source for information on the Chicago Bulls. Fans visit Bulls.com for constantly updated coverage on their team, including Hall of Famer Sam Smith's columns, mailbags, and postgame analyses. BullsTV's award-winning original videos, live streaming video events, community initiatives, the Bulls Entertainment Network, off-the-court news, ticket information, roster, statistics, schedule and broadcast information, online shop, player bios, feature stories, historical information and promotions.

For fans on the go, the Bulls also have an app available for free download through the Apple app store or Google Play. The Bulls mobile app delivers an unrivaled interactive team experience by providing the most up-to-date scores, schedules, news, stats, and heightened customer service capabilities for fans in arena.

With one of the largest social media followings in the NBA, Bulls fans from around the globe use Facebook, Twitter, Instagram, Snapchat, YouTube, Vine, Spotify & Weibo to connect with the Chicago Bulls for up to the minute access to the team.

Fans can also receive personalized gameday information via email by registering for the Bulls official e-newsletter, mybulls at **Bulls.com/mybulls**.



2016-17 TELEVISION AFFILIATES

STATION	MARKET
Comcast SportsNet	Chicago, Ill.
WGN-TV	Chicago, Ill.
WQAD 8.3 TV	Quad Cities
WAND/COZI TV	Champaign/Decatur/ Springfield, Ill.
WBUI/WRSP TV	Champaign/Decatur/ Springfield, Ill.
WAQE-TV	Peoria, Ill.
WTVQ/MY TV	Rockford, Ill.

2016-17 BULLS RADIO AFFILIATES

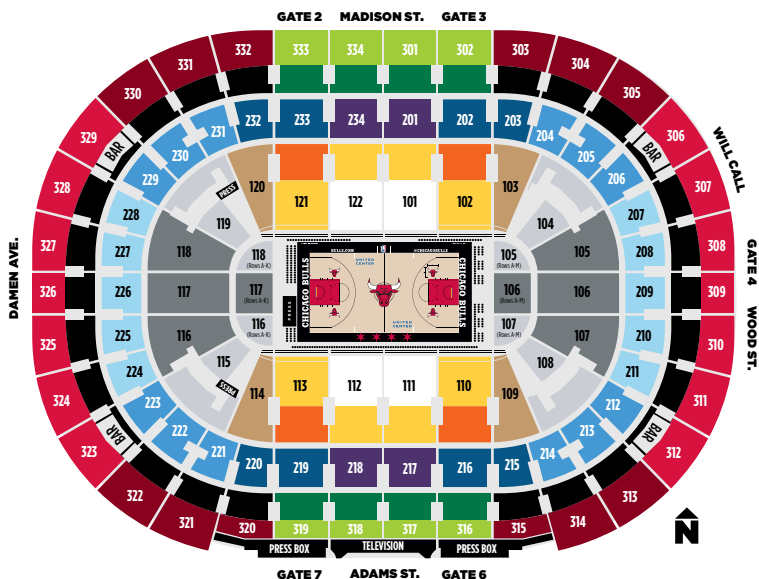
STATION	MARKET
WAIK 1590-AM	Galesburg, Ill.
WAOR-FM	South Bend, Ind.
WBCP 1580-AM	Champaign, Ill.
WBIG 1280-AM	Aurora, Ill.
WBYS 1560-AM	Canton, Ill.
WDZ 1050-AM	Decatur, Ill.
WGEM 1440-AM	Quincy, Ill.
WKRO 1490-AM	Cairo, Ill.
WLQI 97.7-FM/WRIN 1560-AM	Rensselaer, Ind.
WRHL 1060-AM	Rochelle, Ill.
WVIL 101.3-FM	Virginia, Ill.
WVLN 740-AM	Olney, Ill.
WXL 103.5-FM	Carterville, Ill.
WYKT 105.5-FM	Kankakee, Ill.
WZOE 1490-AM	Princeton, Ill.
WZPN 96.5-FM	Peoria, Ill.

**2016**

Sept. 8-10	Naismith Memorial Basketball Hall of Fame Enshrinement (Springfield, Mass.)
Sept. 23	First allowable date for players participating in preseason NBA Global Games to report to their teams (no earlier than 11 a.m. local time)
Sept. 24	Training Camps open for all teams participating in preseason NBA Global Games
Sept. 26	First allowable date for all other players to report to their teams (no earlier than 11 a.m. local time)
Sept. 27	Training Camps open for all other teams
Oct. 1	NBA Canada Series 2016, Golden State Warriors vs. Toronto Raptors (Vancouver)
Oct. 3	NBA Global Games 2016, Real Madrid vs. Oklahoma City Thunder (Madrid)
Oct. 3	NBA Canada Series 2016, Toronto Raptors vs. Denver Nuggets (Calgary)
Oct. 5	NBA Global Games 2016, FC Barcelona vs. Oklahoma City Thunder (Barcelona)
Oct. 9	NBA Global Games 2016, Houston Rockets vs. New Orleans Pelicans (Shanghai)
Oct. 12	NBA Global Games 2016, Houston Rockets vs. New Orleans Pelicans (Beijing)
Oct. 21	NBA Preseason ends
Oct. 24	Rosters set for NBA Opening Day
Oct. 25	Start of the 2016-17 NBA Regular Season (NBA Tip-Off 2016)

2017

Jan. 5	10-day contracts may now be signed
Jan. 10	All contracts are guaranteed for the remainder of the season
Jan. 12	NBA Global Games 2017, Phoenix Suns vs. Dallas Mavericks (Mexico City)
Jan. 12	NBA Global Games 2017, Denver Nuggets vs. Indiana Pacers (London)
Jan. 14	NBA Global Games 2017, Phoenix Suns vs. San Antonio Spurs (Mexico City)
Feb. 17-19	NBA All-Star 2017 (New Orleans, La.)
March 1	Playoff Eligibility Waiver Deadline
April 12 – 15	Portsmouth Invitational Tournament (Portsmouth, Va.)
April 12	Regular Season ends
April 14	Rosters set for NBA Playoffs 2017, 3 p.m. ET
April 15	NBA Playoffs 2017 begin
April 23	NBA Early Entry Eligibility Deadline (11:59 p.m. ET)
May 1	Conference Semifinals begin
May 9-15	NBA Draft Combine 2017 (Chicago)
May 16	Conference Finals begin (possible move up to May 14 or 15)
May 16	NBA Draft Lottery 2017
June 1	NBA Finals 2017 begin
June 12	NBA Draft Early Entry Entrant Withdrawal Deadline (5:00 p.m. ET)
June 18	The Finals 2017 latest possible date
June 22	NBA Draft 2017



Seat Location	Season Tickets	Single Tickets	Preferred Games	Prime Games	Premier Games	Seat Location	Season Tickets	Single Tickets	Preferred Games	Prime Games	Premier Games
100 Level	\$260	\$265	\$270	\$275	\$320	200 Level	\$90*	\$95	\$100	\$105	\$150
100 Level	\$225	\$230	\$235	\$240	\$285	200 Level	\$85*	\$95	\$100	\$105	\$150
100 Level	\$195	\$200	\$210	\$220	\$260	300 Level	\$80	\$85	\$90	\$100	\$125
100 Level	\$155	\$160	\$170	\$180	\$240	300 Level	\$65	\$70	\$80	\$90	\$100
100 Level	\$145	\$150	\$160	\$170	\$225	300 Level	\$60	\$60	\$66	\$70	\$95
100 Level	\$120	\$125	\$135	\$150	\$200	300 Level	\$42	\$46	\$50	\$55	\$80
200 Level	\$150*	\$160	\$170	\$180	\$225	300 Level	\$40	\$46	\$50	\$65	\$80
200 Level	\$130*	\$140	\$150	\$160	\$200						

*Plus \$1,000 per seat premium for season tickets. All single game ticket prices are subject to change.

UNITED CENTER BUILDING INFORMATION

In 1988, Jerry Reinsdorf, majority owner and Chairman of the Chicago Bulls, and the late, William Wirtz, owner of the Chicago Blackhawks, formed a new partnership to create an arena that would take sports into the 21st century.

The United Center, home of the Chicago Bulls and the 2010, 2013 and 2015 Stanley Cup Champion Chicago Blackhawks, is the largest arena in the United States. Construction began in April 1992, and the building officially opened its doors on August 18, 1994.

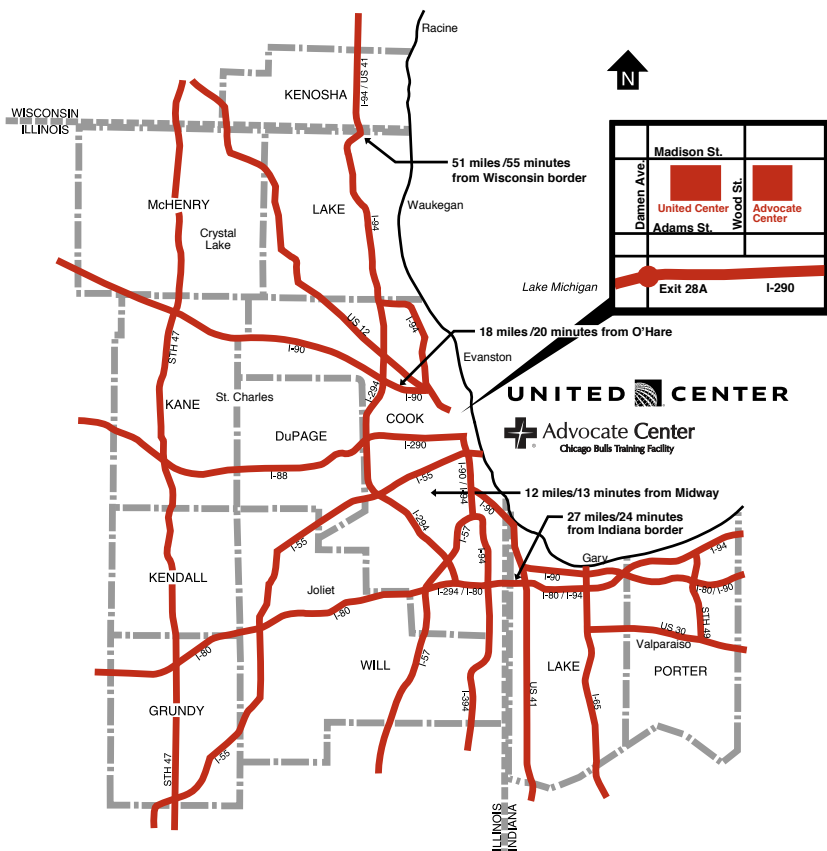
Since its opening, the United Center has hosted over 200 events each year. Some of the events the United Center has been proud to host include: the 1996 Democratic National Convention, The Rolling Stones, Eric Clapton, Bruce Springsteen, U2, Barbra Streisand, Bette Midler, Janet Jackson, Mariah Carey, Ringling Brothers and Barnum & Bailey circuses, Disney On Ice, the Big Ten Basketball Tournament, the Men's NCAA Basketball Tournament, NBA Finals, NHL Stanley Cup Finals and Oprah Winfrey's Farewell Spectacular.

The United Center has hosted over 50 million guests since it opened in 1994. Since 2005, in accordance with the Chicago Clean Indoor Air Ordinance, the United Center is a smoke-free facility.

SEATING CAPACITIES

Hockey	19,917
Basketball	20,917
Concerts – 180-Degree	17,000
Concerts – 360-Degree	25,000
Circus	20,500

United Center
1901 West Madison Street
Chicago, IL 60612
(312) 455-4500
www.unitedcenter.com



DIRECTIONS TO THE UNITED CENTER & ADVOCATE CENTER

United Center
1901 West Madison Street
Chicago, IL 60612
Phone: (312) 455-4500

Advocate Center
15 South Wood Street
Chicago, IL 60612
Phone: (312) 455-4300

FROM O'HARE:

Take 90 East to the Madison Street exit. Turn right on Madison Street (heading west). The United Center is on the left side of the street at 1901 West Madison Street.

FROM MIDWAY:

Take 55 North to 90 West. Exit at Madison Street. Turn left on Madison Street (heading west). The United Center is located on the left at 1901 West Madison Street.

FROM DOWNTOWN:

Take Grand Avenue west to Ogden Avenue. Turn left (south). Head south on Ogden Avenue to Madison Street. Turn right (west). The United Center is on the left side of the street.



Advocate Center Chicago Bulls Training Facility

The Chicago Bulls moved into their brand new practice facility in September of 2014. Located directly across from the United Center and approximately 60,000-square-feet in size, the Advocate Center features a "saw-toothed facade" on the west side of the building. The north side of the building features opaque glass at eye level that becomes increasingly transparent at higher levels allowing Bulls fans to view the team's six championship banners hanging from the building's rafters as they walk along Madison Street.

The facility provides a seamless transition for Bulls players as they move between fitness, nutrition and therapy areas with state-of-the-art equipment and energy-efficient technologies allowing players and coaches to operate each room's electricity and temperature from a single device. Other amenities include a specialized sound system throughout the facility and a fiber optic line between the United Center and Advocate Center to instantly share information.

The main level of the facility houses two full-size basketball courts, expanded locker rooms with therapeutic hydro-pools, video room, coaches' offices, an updated weight room and a designated media room. The first floor is also equipped with a customized Gatorade Sports Fuel Bar to assist in the training, hydration and recovery of the players. The second floor contains a green roof terrace, executive offices, conference rooms and a perched cardio room.

The building's exterior incorporates Advocate Center branding on the north, east and west sides, with interior signage located in the basketball court area and video room.

Athletico Physical Therapy, a valued team partner for more than 10 years and Exclusive Physical and Occupational Therapy Provider for the Bulls, serves as the lead sponsor for an auxiliary building located on the east side of the Advocate Center. The building offers players the convenience to receive on-site therapies and training assistance from Athletico therapists and athletic trainers during practice and after home games. The Athletico building opened in the spring of 2015.



FRONT OFFICE

BASKETBALL OPS.

PLAYERS

THE NBA

OPPONENTS

2015-16 SEASON

RECORDS

PLAYOFFS

HISTORY

COMMUNITY

MEDIA



Tickets for any Chicago Bulls home game can be ordered in one of four convenient ways:

1) ONLINE

Visit **Bulls.com** and click on **Tickets**. Or visit **NBATickets.com** to buy tickets from season ticket holders and other fans.

2) BY PHONE

Call **1-800-4NBA-TIX** to use a major credit card. Orders are accepted up to one hour before game time. Tickets can be delivered by email. Tickets can also be held for pickup at the United Center's Gate 4 Will Call within 90 minutes of the game.

3) UNITED CENTER BOX OFFICE

Visit the United Center Box Office at 1901 W. Madison St. The box office is open Monday through Saturday from 11:00 a.m. until 6:00 p.m. and through halftime on game nights. The box office accepts cash, certified checks, Visa, MasterCard, Discover or American Express. *Please check unitedcenter.com for construction updates about the box office location.

4) TICKETMASTER LOCATIONS

Visit any Chicago area Ticketmaster location. For a list of more than 75 convenient locations, visit **Ticketmaster.com**.

SEASON TICKETS

Full Season Plans (45 games) and 11-Game Plans are available. For information, call (312) 455-4000 and ask for a Ticket Executive. Or visit **Bulls.com** and click on **Ticket Info**.

GROUP TICKETS

At least 1,000 tickets per game are held for groups of 25 or more. Every group receives scoreboard recognition and free mini-posters. Many exciting programs for on-court participation are available, including Preps with Pros and Court of Dreams. For information, call 312-455-4000 and ask for a Ticket Executive. Or visit **Bulls.com** and click on **Ticket Info**.

DAY-OF-EVENT RENTAL SUITES

Suites accommodate 20, 40 or 80 guests and include tickets, parking and catering. For information, call 312-455-4000 and ask for a Ticket Executive. Or visit **Bulls.com/PremiumSeating**.

**OCTOBER**

10/27/16	Boston Celtics at 7:00 p.m.	Bud Light Red Light Glasses*
10/29/16	Indiana Pacers at 7:00 p.m.	United Schedule Magnet

NOVEMBER

11/04/16	New York Knicks at 7:00 p.m.	BMO Harris Bank Mesh Back Hat
11/30/16	L.A. Lakers at 7:00 p.m.	Advocate Health Care Men's Dopp Bag

DECEMBER

12/02/16	Cleveland Cavaliers at 7:00 p.m.	Blue Cross/Blue Shield Sunglasses with Case
12/10/16	Miami Heat at 7:00 p.m.	Social Media Night Presented By AT&T
12/13/16	Minnesota Timberwolves at 7:00 p.m.	Luvabulls Poster
12/16/16	Milwaukee Bucks at 7:00 p.m.	BMO Harris Bank Glow-In-The-Dark Hat

JANUARY

01/07/17	Toronto Raptors at 7:00 p.m.	Jewel Osco Jimmy Butler Bobblehead
01/09/17	Oklahoma City Thunder at 7:00 p.m.	Comcast SportsNet Rajon Rondo Bobblehead
01/14/17	New Orleans Pelicans at 4:00 p.m.	BMO Harris Bank Hat Series
01/17/17	Dallas Mavericks at 7:00 p.m.	Athletico Practice Jersey
01/25/17	Atlanta Hawks at 7:00 p.m.	Mariano's Giveaway

FEBRUARY

02/16/17	Boston Celtics at 7:00 p.m.	BMO Harris Bank Hat Series
----------	-----------------------------	----------------------------

MARCH

03/02/17	Golden State Warriors at 7:00 p.m.	BMO Harris Bank Hat Series
03/04/17	L.A. Clippers at 7:30 p.m.	ZTE Headphones
03/10/17	Houston Rockets at 7:00 p.m.	Bud Light Cowboy Hat*
03/15/17	Memphis Grizzlies at 7:00 p.m.	Bud Light St. Patrick's Day Scarf*
03/22/17	Detroit Pistons at 7:00 p.m.	Bud Light Giveaway*
03/24/17	Philadelphia 76ers at 7:00 p.m.	TransUnion Dwyane Wade Bobblehead
03/30/17	Cleveland Cavaliers at 7:00 p.m.	BMO Harris Bank Hat Series

APRIL

04/10/17	Orlando Magic at 7:00 p.m.	Constellation Go Green Night
04/12/17	Brooklyn Nets at 7:00 p.m.	Fan Appreciation Night Presented by BMO Harris Bank

* 21 and older ONLY

Quantities of items are limited.**All promotions are subject to change or cancel without notice.**



2016-2017 SPANISH RADIO BROADCASTS

Thu., Oct. 27	Boston	7:00 p.m.
Sat., Oct. 29	Indiana	7:00 p.m.
Fri., Nov. 4	New York	7:00 p.m.
Mon., Nov. 7	Orlando	7:00 p.m.
Sat., Nov. 12	Washington	7:00 p.m.
Wed., Nov. 30	L.A. Lakers	7:00 p.m.
Fri., Dec. 2	Cleveland	7:00 p.m.
Mon., Dec. 5	Portland	7:00 p.m.
Thu., Dec. 8	San Antonio	8:30 p.m.
Sat., Dec. 10	Miami	7:00 p.m.
Tue., Dec. 13	Minnesota	7:00 p.m.
Fri., Dec. 16	Milwaukee	7:00 p.m.
Mon., Dec. 19	Detroit	7:00 p.m.
Wed., Dec. 21	Washington	7:00 p.m.
Mon., Dec. 26	Indiana	7:00 p.m.
Wed., Dec. 28	Brooklyn	7:00 p.m.
Sat., Dec. 31	Milwaukee	6:00 p.m.
Mon., Jan. 2	Charlotte	7:00 p.m.
Sat., Jan. 7	Toronto	7:00 p.m.
Mon., Jan. 9	Oklahoma City	7:00 p.m.
Sat., Jan. 14	New Orleans	4:00 p.m.
Tue., Jan. 17	Dallas	7:00 p.m.
Sat., Jan. 21	Sacramento	8:00 p.m.
Wed., Jan. 25	Atlanta	7:00 p.m.
Fri., Jan. 27	Miami	7:00 p.m.
Sun., Jan. 29	Philadelphia	6:00 p.m.
Tue., Feb. 14	Toronto	7:00 p.m.
Thu., Feb. 16	Boston	7:00 p.m.
Fri., Feb. 24	Phoenix	7:00 p.m.
Tue., Feb. 28	Denver	7:00 p.m.
Thu., Mar. 2	Golden State	7:00 p.m.
Sat., Mar. 4	L.A. Clippers	7:30 p.m.
Fri., Mar. 10	Houston	7:00 p.m.
Wed., Mar. 15	Memphis	7:00 p.m.
Sat., Mar. 18	Utah	8:00 p.m.
Wed., Mar. 22	Detroit	7:00 p.m.
Fri., Mar. 24	Philadelphia	7:00 p.m.
Thu., Mar. 30	Cleveland	7:00 p.m.
Sat., Apr. 1	Atlanta	4:00 p.m.
Mon., Apr. 10	Orlando	7:00 p.m.
Wed., Apr. 12	Brooklyn	7:00 p.m.



OMAR RAMOS

SPANISH RADIO
PLAY-BY-PLAY
ANNOUNCER



MATTHEW MORENO

SPANISH RADIO
ANALYST

**1200AM
LA TREMENDA
WRTO**



OCTOBER / NOVEMBER 2016

S	M	T	W	T	F	S
				BOS 27 7:00 TNT		IND 29 7:00 CSN
BKN 30 6:30 CSN		1	BOS 2 7:00 WGN	3	NY 4 7:00 ESPN	IND 5 6:00 CSN
6	ORL 7 7:00 WGN	8	ATL 9 6:30 CSN	MIA 10 7:00 TNT	11	WAS 12 7:00 WGN
13	14	POR 15 6:00 WGN	16	UTA 17 9:30 CSN	18	LAC 19 9:30 WGN
LAL 20 8:30 CSN	21	DEN 22 8:00 CSN	23	24	PHI 25 8:30 WGN	26
27	28	29	LAL 30 7:00 CSN	●	■	★
				PREFERRED	PRIME	PREMIER
						HOME
						AWAY

DECEMBER 2016

S	M	T	W	T	F	S
HOME	●	■	★			
AWAY	PREFERRED	PRIME	PREMIER			
				1	CLE 2 7:00 CSN	DAL 3 7:30 WGN
4	POR 5 7:00 CSN	DET 6 6:30 CSN	7	SA 8 8:30 CSN	9	MIA 10 7:00 WGN
11	12	MIN 13 7:00 WGN	14	MIL 15 7:00 WGN	16	MIL 16 7:00 CSN
18	DET 19 7:00 CSN	20	WAS 21 7:00 CSN	22	CHA 23 6:00 WGN	24
SA 25 4:00 ABC	IND 26 7:00 CSN	27	BKN 28 7:00 CSN	29	IND 30 3:00 CSN	MIL 31 6:00 WGN

JANUARY 2017

S	M	T	W	T	F	S
1	CHA 2 7:00 CSN	3	CLE 4 7:00 WGN	5	6	TOR 7 7:00 WGN
8	OKC 9 7:00 CSN	WAS 10 6:00 CSN	11	NY 12 7:00 TNT	13	NO 14 4:00 CSN
MEM 15 8:00 WGN	16	DAL 17 7:00 CSN	18	19	ATL 20 7:00 WGN	SAC 21 6:00 WGN
22	23	ORL 24 6:00 WGN	ATL 25 7:00 CSN	26	MIA 27 7:00 CSN	28
PHI 29 6:00 CSN	30	31	●	■	★	
			PREFERRED	PRIME	PREMIER	
						HOME
						AWAY

FEBRUARY 2017

S	M	T	W	T	F	S
HOME	●	■	★			
AWAY	PREFERRED	PRIME	PREMIER			
			OKC 1 8:30 ESPN	2	HOU 3 7:00 CSN	4
5	SAC 6 9:30 WGN	7	GS 8 8:30 CSN	9	PHX 10 8:30 WGN	11
MIN 12 2:30 CSN	13	TOR 14 7:00 CSN	15	BOS 16 7:00 TNT	17	ALL-STAR WEEKEND
19	20	21	22	23	PHX 24 7:00 WGN	CLE 25 7:30 ABC
26	27	DEN 28 7:00 CSN	29	30	31	

MARCH 2017

S	M	T	W	T	F	S
HOME	●	■	★			
AWAY	PREFERRED	PRIME	PREMIER			
5	DET 6 6:30 CSN	7	ORL 8 6:00 CSN	9	HOU 10 7:00 WGN	11
BOS 12 2:30 ABC	CHA 13 6:00 CSN	14	MEM 15 7:00 CSN	16	WAS 17 6:00 CSN	UTA 18 8:00 WGN
19	20	TOR 21 6:00 CSN	DET 22 7:00 WGN	23	PHI 24 7:00 WGN	25
MIL 26 2:30 CSN	27	28	29	CLE 30 7:00 TNT	31	

APRIL 2017

S	M	T	W	T	F	S
HOME	●	■	★			
AWAY	PREFERRED	PRIME	PREMIER			
NO 2 5:00 CSN	3	NY 4 7:00 CSN	5	PHI 6 6:00 CSN	7	BKN 8 4:30 WGN
9	ORL 10 7:00 CSN	11	BKN 12 7:00 WGN	13	14	15
16	17	18	19	20	21	22

ABC ABC-7 TNT TURNER CSN COMCAST SPORTSNET WGN WGN-TV CHICAGO




**SWEET
SHOT**



**PROUD SPONSOR OF
THE CHICAGO BULLS!**





CHICAGO BULLS

2016-17 SEASON

OCTOBER / NOVEMBER 2016

S	M	T	W	T	F	S
				BOS 27 7:00 TNT		IND 28 7:00 CSN
	BKN 30 6:30 CSN			BOS 2 7:00 WGN	NY 4 7:00 ESPN	IND 5 6:00 CSN
		1				
6	ORL 7 7:00 WGN		8	ATL 9 6:30 CSN	MIA 10 7:00 TNT	WAS 12 7:00 WGN
13		14	POR 15 9:00 WGN		16	UTA 17 9:30 CSN
						LAC 19 9:30 WGN
LAL 20 8:00 CSN		21	DEN 22 8:00 CSN		23	
					24	PHI 25 6:30 WGN
	27	28		29	LAL 30 7:00 CSN	

● PREFERRED ■ PRIME ★ PREMIER
HOME AWAY

DECEMBER 2016

S	M	T	W	T	F	S
HOME	● PREFERRED ■ PRIME ★ PREMIER				1 CLE 2 7:00 CSN	3 DAL 3 7:30 WGN
AWAY						
4 POR 5 7:00 CSN		6 DET 6 6:30 CSN		7	8 SA 8 8:30 CSN	9 MIA 10 7:00 WGN
		11	12 MIN 13 7:00 WGN	14	15 MIL 15 7:00 WGN	16 MIL 16 7:00 CSN
		18	19 DET 19 7:00 CSN	20	21 WAS 21 7:00 CSN	22
					23 CHA 23 6:30 WGN	24
25 SA 25 4:00 ABC	26 IND 26 7:00 CSN	27	28 BKN 28 7:00 CSN	29	30 IND 30 3:00 CSN	31 MIL 31 6:00 WGN

JANUARY 2017

S	M	T	W	T	F	S
1 CHA 2 7:00 CSN	2	3	4 CLE 4 7:00 WGN	5	6	7 TOR 7 7:00 WGN
8	9 OKC 9 7:00 CSN	10 WAS 10 6:00 CSN	11	12 NY 12 7:00 TNT	13	14 NO 14 4:00 CSN
15 MEM 15 8:00 WGN	16	17 DAL 17 7:00 CSN	18	19	20 ATL 20 7:00 WGN	21 SAC 21 8:00 WGN
22	23	24 ORL 24 6:00 WGN	25 ATL 25 7:00 CSN	26	27 MIA 27 7:00 TNT	28
29 PHI 29 6:00 CSN	30	31				

● PREFERRED ■ PRIME ★ PREMIER
HOME AWAY

FEBRUARY 2017

S	M	T	W	T	F	S
HOME	● PREFERRED ■ PRIME ★ PREMIER					
AWAY						
			1 OKC 1 8:30 ESPN	2	3 HOU 3 7:00 CSN	4
5	6 SAC 6 9:30 WGN	7	8 GS 8 9:30 CSN	9	10 PHX 10 9:30 WGN	11
12 MIN 12 2:30 CSN	13	14 TOR 14 7:00 CSN	15	16 BOS 16 7:00 TNT	17	18
19	20	21	22	23	24 PHX 24 7:00 WGN	25
26	27	28 DEN 28 7:00 CSN				

MARCH 2017

S	M	T	W	T	F	S
HOME	● PREFERRED ■ PRIME ★ PREMIER					
AWAY						
5	6 DET 6 6:30 CSN	7	8 ORL 8 6:00 CSN	9	10 HOU 10 7:00 WGN	11
12 BOS 12 2:30 ABC	13 CHA 13 6:00 CSN	14	15 MEM 15 7:00 CSN	16	17 WAS 17 6:00 CSN	18 UTA 18 8:00 WGN
19	20	21 TOR 21 6:00 CSN	22 DET 22 7:00 WGN	23	24 PHI 24 7:00 WGN	25
26 MIL 26 2:30 CSN	27	28	29	30 CLE 30 7:00 TNT	31	

APRIL 2017

S	M	T	W	T	F	S
HOME	● PREFERRED ■ PRIME ★ PREMIER					
AWAY						
2 NO 2 5:00 CSN	3	4 NY 4 7:00 CSN	5	6 PHI 6 8:00 CSN	7	8 BKN 8 4:00 WGN
9	10 ORL 10 7:00 CSN	11	12 BKN 12 7:00 WGN	13	14	15
16	17	18	19	20	21	22

ABC ABC-7 CHICAGO TNT TURNER NETWORK CSN COMCAST SPORTSNET WGN WGN-TV CHICAGO

